



# GEORGIA TECH BASKETBALL 2020-21

ACC Champions 1985, 1990, 1993 • Final Four 1990, 2004 • 16 NCAA Tournament appearances

## 2020-21 Schedule/Results

N25	GEORGIA STATE	RSN	L, 120-123 (4 ot)
N27	MERCER	RSN	L, 73-83
D6	vs. Kentucky# (20/na)	ESPN	W, 79-62
D9	at Nebraska+	ESPN2	W, 75-64
D15	at Florida State (15/15)	ACCN	L, 61-74
D18	FLORIDA A&M	RSN	W, 74-64
D20	DELAWARE STATE	ACCN	W, 97-69
D23	at UAB	CBSN	cancelled
D30	NORTH CAROLINA (rv/rv)	RSN	W, 72-67
J3	WAKE FOREST	ACCN	W, 70-54
J6	at Notre Dame	RSN	postponed
J9	at Louisville (rv/25)	ACCN	postponed
J13	PITTSBURGH	ACCN	postponed
J16	at NC State (rv/nr)	RSN	postponed
J20	CLEMSON (20/22)	RSN	W, 83-65
J23	at Virginia (13/12)	ACCN	L, 62-64
J26	at Duke	ESPN	L, 68-75
J30	FLORIDA STATE (16/16)	ACCN	W, 76-65
F1	at Louisville (rv/rv)	ACCN	L, 58-74
F6	NOTRE DAME	ACCN	W, 82-80
F10	VIRGINIA (9/9)	RSN	L, 49-57
F12	at Clemson (rv/rv)	ACCN	L, 72-74
F14	PITTSBURGH	ACCN	W, 71-65
F17	BOSTON COLLEGE	ACCN	postponed
F20	at Miami	RSN	W, 87-60
F23	at Virginia Tech (16/15)	RSN	W, 69-53
F27	SYRACUSE	ACCN	W, 84-77
M2	DUKE	ACCN	W, 81-77 (ot)
M5	at Wake Forest	ACCN	8 p.m.
M9-13	ACC Tournament (Greensboro, N.C.)		

#Holiday Hoops giving (State Farm Arena, Atlanta, Ga.); +ACC Big Ten Challenge  
All times Eastern; home games in ALL CAPS

(AP/coaches) - rankings in AP/coaches polls at time of game; current rankings for upcoming games (rv=receiving votes)

<b>TV:</b>	<b>ACC Network</b>
Play-by-play	Mike Monaco
Analyst	Cory Alexander

## RADIO: Learfield IMG College/WCNN-Radio

Play-by-play	Andy Demetra
Analyst	Randy Waters
Engineer	Miller Pope
In Atlanta	680 AM, 93.7 FM
Satellite Radio	Ch. 382 (internet 972)
Online	GT Gameday App, Ramblinwreck.com
TuneIn	buzz.gt/LiveTuneIn

## COMMUNICATIONS

GTMBB contact	Mike Stamus
Phone	404-894-5445 (ofc), 404-218-9723 (cell)
E-mail	mstamus@athletics.gatech.edu

## SOCIAL MEDIA: #TogetherWeSwarm

Official Twitter	@GTMBB / @GTJoshPastner
Facebook	gtmensbasketball
Instagram	gtmensbasketball

## GEORGIA TECH (14-8, 10-6 ACC) vs. WAKE FOREST (6-13, 3-13 ACC)

Game 23 • March 5, 2021 • 8 p.m. EST

### Tech Finishes Regulr Season at Wake

Looking for its sixth straight win in Atlantic Coast Conference play, Georgia Tech concludes its 2020-21 regular season with an 8 p.m. contest Friday night against Wake Forest at the Lawrence Joel Memorial Coliseum in Winston-Salem, N.C.

**Georgia Tech update** - The Yellow Jackets, winners of five straight games and 8-5 since its 17-day COVID pause, are alone in fifth place in the ACC standings and have a NCAA NET ranking of No. 40. Tech's current surge began with a 71-65 home win over Pitt on Feb. 14, and continued with a pair of big road wins at Miami (87-60) and No. 16 Virginia Tech (69-53) and home wins over Syracuse (84-77) and Duke (81-77).

**Wake Forest update** - The Demon Deacons have dropped their last six games, the closest of which was a 92-85 overtime defeat at Florida State on Feb. 13. The ensuing five losses have come by an average of 22.8 points. Wake's last win came Feb. 10 at Boston College by a 69-65 score, and the Deacons also have beaten Pitt and Miami at home.

**Broadcast information** - Live TV broadcast on the ACC Network and live streaming on the ESPN app. Radio coverage is provided by the Georgia Tech Sports Network by Learfield IMG College and flagship station WCNN-Radio (680 AM, 93.7 FM) in Atlanta. The Tech broadcast can be heard on SiriusXM Ch. 382 (internet 972) and the TuneIn app.

### GAME INFORMATION

Event site	Lawrence Joel Coliseum, Winston-Salem, N.C.
Series vs. Wake Forest	Tech leads, 45-40
In Winston-Salem	Wake leads, 27-13
Last meeting	1/3/2021 - Tech won 70-54 in Atlanta

### GEORGIA TECH YELLOW JACKETS

Rankings (AP/coaches/KenPom/NET)	nr   nr   30   40
Record breakdown	10-3 home   3-5 road   1-0 neutral
Head coach	Josh Pastner (Arizona, 1997)
Career record/at GT	246-148   (12th yr)   79-75   (5th yr)
Pastner vs. Wake Forest	4-2
Next game	ACC Tournament

! On-court record - 22 wins and 1 loss vacated by NCAA Committee on Infractions

### WAKE FOREST DEMON DEACONS

Rankings (AP/coaches/KenPom/NET)	nr   nr   164   181
Record breakdown	5-5 home   1-8 road   0-0 neutral
Head coach	Steve Forbes (Southern Arkansas, 1988)
Career record/at WF	302-118 (11th yr)   6-13 (1st yr)
Forbes vs. Tech	1-1 (0-1 at Wake Forest)
Next game	ACC Tournament

## ROSTER AT-A-GLANCE (#indicates probable starters)

<b>10</b>	Jose Alvarado#	G	6-0	179	Sr.	Brooklyn, N.Y.	16.0 ppg....4.2 apg	> Naismith Midseason Top 30 pick; No. 6 in ACC in scoring, No. 5 FG%, No. 6 assists, No. 1 FT%, No. 1 steals
<b>34</b>	Niko Broadway	G	6-3	180	So.	Atlanta, Ga.	0.0 ppg....0.0 rpg	> Non-scholarship player 2nd year at Tech, played in 2 games this season
<b>13</b>	Coleman Boyd	G	6-1	173	So.	Smyrna, Ga.	0.0 ppg....0.0 apg	> Non-scholarship player 2nd year at Tech, played in 2 games this season
<b>0</b>	Michael Devoe#	G	6-5	193	Jr.	Orlando, Fla.	14.7 ppg....3.2 apg	> Tech's No. 2 scorer in ACC games (15.93 ppg, 8th in ACC), No. 4 in 3pt FG made (2.6) and 3pt pct. (.424)
<b>14</b>	David Didenko	F	6-9	232	Jr.	Yakutsk, Russia	0.0 ppg....0.4 rpg	> Signed with Tech out of Palm Beach State Community College, played in 5 games this season
<b>2</b>	Saba Gigiberia	C	7-1	250	Fr.	Tbilisi, Georgia	1.1 ppg....1.8 rpg	> Four-star prospect played senior year at Prolific Prep Academy in Napa, Calif., played in 8 games
<b>24</b>	Rodney Howard	F	6-10	241	So.	Ypsilanti, Mich.	1.5 ppg....1.2 rpg	> Transfer from Georgia eligible immediately, played in 14 games (10 ACC games, 6.7 mpg), 8 pts at Miami
<b>35</b>	Jehloni James	F	6-8	180	So.	Sugar Hill, Ga.	0.0 ppg....1.0 rpg	> Non-scholarship forward in his 2nd year with the program, played in 4 games this season
<b>11</b>	Tristan Maxwell	G	6-2	209	Fr.	Huntersville, N.C.	3.0 ppg....0.0 rpg	> Consensus N.C. state POY; all-time leading scorer/3-pt shooter at North Mecklenburg HS; out with foot injury
<b>45</b>	Shaheed Medlock	G	6-5	196	Sr.	Chicago, Ill.	1.0 ppg....0.0 rpg	> Non-scholarship player in his third year with the program, played in 2 games this season
<b>23</b>	Jordan Meka	F	6-8	224	Fr.	Yaoundé, Cameroon	0.0 ppg....1.0 rpg	> Multi-yr all-state at Mt. Bethel Christian (Marietta, Ga.); holds school records in pts, rebs, blks; out with back inj.
<b>12</b>	Khalid Moore#	F	6-7	203	Jr.	Briarwood, N.Y.	4.6 ppg....3.0 rpg	> Started last 4 games (6.0 ppg, 3.8 rpg, 2.5 apg); season-high in ACC game - 9 pts vs. Duke & Syracuse;
<b>3</b>	Bubba Parham	G	5-10	160	Sr.	Snellville, Ga.	7.3 ppg....1.7 apg	> Scored in double digits in 6 games; 82 3pt FGA 3rd on team (35.4%); has 33 assists, just 9 turnovers
<b>55</b>	Malachi Rice	G	6-0	186	Sr.	Indianapolis, Ind.	3.0 ppg....0.0 rpg	> Non-scholarship player in his 4th year with the program, played in 1 game this season
<b>1</b>	Kyle Sturdivant	G	6-2	198	So.	Norcross, Ga.	3.2 ppg....1.1 apg	> Transfer from USC; season-hi 15 pts (5-6 FG, 4-4 FT) vs. Ky; 11.0 mpg, 3.1 ppg in ACC games
<b>4</b>	Jordan Usher#	G/F	6-7	220	Sr.	Canton, Ga.	10.9 ppg....4.2 rpg	> Double-figure scoring in 13 games; shooting 48.9% from floor overall and in ACC games
<b>5</b>	Moses Wright#	F	6-9	230	Sr.	Raleigh, N.C.	17.5 ppg....8.0 rpg	> No. 5 in the ACC in scoring, No. 3 in rebound avg, No. 4 FG% (53.5%); five double-doubles in ACC games

## TECH NOTEBOOK

## Tech Team Statistics

Category	2020-21	#ACC	*NCAA
Scoring offense	75.6	4	78
Scoring defense	70.3	9	180
Scoring margin	+5.3	4	98
Field goal pct.	.472	2	40
Field goal pct. def.	.455	12	266
3-pt FG pct.	.353	6	101
3-pt FG made	7.9	9	118
3-pt FG pct. def.	.363	11	299
3-pt FG allowed	7.2	--	--
Free throw pct.	73.0	7	100
Free throws made	12.2	6	175
Free throws against	11.4	--	--
Rebound average	31.3	15	319
Rebound margin	-3.5	14	286
O-Reb per game	8.1	13	288
D-Reb per game	23.2	14	305
Assists per game	16.4	1	25
Assist/TO ratio	1.5	3	16
Turnover margin	+4.1	1	13
Turnovers per game	11.3	3	43
Turnovers forced	15.4	2	49
Blocks per game	3.5	12	134
Steals per game	9.0	2	12
Personal fouls per game	15.7	5	54

#ACC rankings through games of March 3

\*NCAA rankings (357 teams ranked) through end of regular season

## Games Started

Player	Consec.	2020-21	Career	Conf.
Jose Alvarado	23	22	100	64
Michael Devoe	31	22	73	55
David Didenko	-	-	-	-
Saba Gigiberia	-	-	-	-
Rodney Howard	-	2	4	-
Tristan Maxwell	-	-	-	-
Jordan Meka	-	-	-	-
Khalid Moore	5	7	29	17
Bubba Parham	-	13	81	46
Kyle Sturdivant	-	-	-	-
Jordan Usher	45	22	49	36
Moses Wright	60	22	84	51

\*includes starts at previous school

Career ACC includes ACC Tournament starts

## Non-Conference Breakdown

Team	Conf.	Record	Conf.	KP	NET
Delaware State	MEAC	2-15	0-10	353	343
Florida A&M	MEAC	8-10	7-4	274	282
Georgia State	Sun Belt	14-5	8-4	148	138
Kentucky	SEC	8-15	7-9	55	67
Mercer	SoCon	15-10	8-9	147	136
Nebraska	Big Ten	7-17	3-14	91	119

GT strength of schedule rank (2020-21) 45 45

GT NC strength of schedule rank (2020-21) 235 192

vs. Quad 1: 2-6

vs. Quad 2: 6-0

vs. Quad 3: 3-2

vs. Quad 4: 2-0

KP - KenPom.com, NET - NCAA NET rankings

Through games of March 3

## The Tipoff

• **One last snack run** - Georgia Tech is closing its regular season with a road game for the third straight year. The Yellow Jackets won each of the last two in the final seconds, prevailing last year at Clemson (65-62) and at NC State (63-61) in 2019.

• **Long time coming** - With its win over Duke Tuesday, Georgia Tech improved to 10-6 in conference play and has achieved 10-plus ACC wins in back-to-back years for the first time in program history. Tech also has posted winning ACC records in back-to-back seasons since 1989 and 1990 (both 8-6). Also, the Yellow Jackets are four games over .500 in the ACC for the first time since March 3, 1996.

• **Also** - With a 10-6 ACC record to follow last year's 11-9 finish, Georgia Tech has its most conference victories (21) in back-to-back years since the Yellow Jackets went 8-8 in 1994-95 and 13-3 in 1995-96 (21 wins).

• **One for the thumb** - Tech has won five consecutive ACC games, a program high under head coach Josh Pastner. The Yellow Jackets have not won five (or six) straight ACC games since they won the last seven regular season games of the 1995-96 season.

• **Home sweet home** - Tech finished the 2020-21 campaign with an 8-1 record at home in ACC games this season, and has won 14 of its last 15 conference games at McCamish Pavilion. The Jackets won four of those ACC games at home after trailing at the half.

• **Never on Tuesday** - Tech's win over Duke guaranteed the Yellow Jackets an opening-round bye and a spot in Wednesday's second round of the ACC Tournament. The Yellow Jackets have not had a first-round bye in the tournament since 2005, though last year's regular-season finish would have given Tech a bye had it participated.

• **A double-bye?** - With a win Friday night, Tech has a chance to finish among the top four in the ACC standings and receive a double-bye in next week's ACC Tournament. However, fourth-place Louisville (8-4) must also lose Saturday game to Virginia.

• **The winning side** - Tech now has a winning streak or has won the last meeting against 11 of its 14 ACC foes. The Yellow Jackets have lost their last meetings only to Clemson, Louisville and Virginia (the Cavs have won the last eight meetings).

• **Nothing but NET** - Georgia Tech's five-game winning streak has elevated the Yellow Jackets 22 spots in the NCAA's NET rankings (from 62 to 40) and 25 spots in the KenPom.com rankings (from 55 to 30). Those are Tech's highest positions in both rankings during head coach Josh Pastner's tenure. Tech is 8-6 against quad 1 and 2 teams.

• **Tech's ACC schedule rated the toughest** - Georgia Tech's ACC schedule is ranked No. 1 in strength according to KenPom.com. In the 15-team ACC era, Tech's 10-6 mark is by far the best, and the only winning record posted by teams whose conference strength of schedule was rated No. 1 (thanks to GT radio voice Andy Demetra for researching).

• **Big wins for the Jackets** - Tech has defeated four AP top 25 teams this season - No. 20 Kentucky (Dec. 6), No. 20 Clemson (Jan. 20), No. 16 Florida State (Jan. 30) and No. 16 Virginia Tech - all by double digits, an average of 15.5 points per game. Only Virginia Tech has beaten as many top 25 teams (also four).

• **Four-large** - Georgia Tech is one of two NCAA Division I teams (Ole Miss is the other) to have four active players with 1,000 career points. This has never happened in Tech history. Moses Wright joined the group Feb. 20 at Miami and has 1,091 career points. Michael Devoe (1,082 points) reached that benchmark Feb. 14 against Pitt. Bubba Parham (1,430) already had 1,000 when he transferred to Tech, and Jose Alvarado (1,379) surpassed the mark late last season.

• **Up for Naismith** - Jose Alvarado is on the Naismith Trophy Midseason Team for its men's college player of the year. The senior guard is one of three ACC players on the 30-player

## Series vs. Wake Forest

## Georgia Tech leads, 45-40

## Home: 31-9, Away: 13-27, Neutral: 1-4

All Home Games:	31-9
At McCamish Pavilion:	6-0
At Alexander Memorial Coliseum:	24-9
At Phillips Arena:	1-0
All Road Games:	12-27
At Joel Coliseum:	9-20
At Winston-Salem:	10-23
At Greensboro (regular season):	2-3
At Greensboro (all games):	2-4
As ACC members:	44-38
In the ACC Tournament:	0-4
All Neutral Games:	1-4
Under Whack Hyder:	0-2
Under Dwane Morrison:	0-4
Under Bobby Cremins:	22-18
Under Paul Hewitt:	12-12
Under Brian Gregory:	6-2
Under Josh Pastner:	4-2
Vs. Danny Manning:	5-3
Vs. Steve Forbes:	1-1 (1-0 while at Wake Forest)
Longest Winning Streak:	12 games (1985-91)
Longest Losing Streak:	9 games (1965-83)
Most Points Scored:	112 on 3-8-2007
Fewest Points Scored:	38 on 2-6-1982
Most Points Allowed:	114 on 3-8-2007
Fewest Points Allowed:	39 on 1-19-2011
Largest Margin of Victory:	35 on 1-19-2011
Largest Margin of Defeat:	30 on 2-7-1981

## Recent Series Results

1-13-2001 (ot).....	6/6.....	h10	W	95- 89	
2-14-2001.....	23/15.....	a	L	65- 81	
1-26-2002.....	21/16.....	a	L	74- 87	
2-27-2002.....	24/22.....	h10	W	90- 77	
3-8-2002.....		n2	L	83- 92	
1-19-2003.....		a	L	66- 73	
2-20-2003.....		h10	L	67- 75	
1-20-2004.....	11/13.....	10/7.....	a	W	73- 66
2-22-2004.....	18/16.....	15/15.....	h10	L	76- 80
1-27-2005 (ot).....	22/21.....	5/5.....	h10	W	102-101
3-2-2005.....	4/4.....	a	L	91- 98	
1-18-2006.....		a	L	71- 86	
2-25-2006.....		h10	W	76- 61	
1-30-2007.....		a	L	75- 85	
2-21-2007.....		h10	W	75- 61	
3-8-2007 (2ot).....		n4	L	112-114	
2-6-2008.....		a	W	89- 83	
3-1-2008 (ot).....		h10	W	87- 79	
1-31-2009.....	6/4.....	h10	W	76- 74	
2-18-2009.....	8/8.....	a	L	69- 87	
1-28-2010.....	22/22.....	h10	W	79- 58	
2-13-2010.....	20/20.....	a	L	64- 75	
1-19-2011.....		h10	W	74- 39	
3-3-2011.....		a	W	80- 54	
2-15-2012.....		a	L	50- 59	
3-3-2012.....		h13	W	69- 62	
1-26-2013.....		h15	W	82- 62	
2-16-2013.....		a	W	57- 56	
2-1-2014.....		a	W	79- 70	
1-10-2015.....		a	L	69- 76	
2-7-2015.....		h15	W	73- 59	
2-10-2016.....		h15	W	71- 66	
2-4-2017.....		a	L	69- 81	
2-14-2018.....		a	L	62- 79	
3-3-2018.....		h15	W	64- 56	
1-5-2019.....		h15	W	92- 79	
2-19-2020.....		a	W	86- 79	
1-3-2021.....		h15	W	70- 54	
n1-Dixie Classic (Reynolds Coliseum, Raleigh, N.C.); n2-ACC Tournament (Charlotte [N.C.] Coliseum); n3-ACC Tournament (Greensboro [N.C.] Coliseum); a1-Winston-Salem, N.C., Coliseum; n4-ACC Tournament (St. Pete Times Forum, Tampa, Fla.); a2-Greensboro [N.C.] Coliseum					

n1-Dixie Classic (Reynolds Coliseum, Raleigh, N.C.); n2-ACC Tournament (Charlotte [N.C.] Coliseum); n3-ACC Tournament (Greensboro [N.C.] Coliseum); a1-Winston-Salem, N.C., Coliseum; n4-ACC Tournament (St. Pete Times Forum, Tampa, Fla.); a2-Greensboro [N.C.] Coliseum

# TECH NOTEBOOK

## Just Georgia Tech, please...

*The Georgia Institute of Technology is the official title, but Georgia Tech will work fine, or just Tech (unless you're in Virginia or Texas). We would appreciate it if you would use our name in those ways. Georgia Tech University is incorrect. Thank you.*

## Georgia Tech Quick Facts

<b>Official Name:</b> Georgia Institute of Technology
<b>Location:</b> Atlanta, Ga.
<b>Enrollment:</b> 35,000
<b>Founded:</b> 1885
<b>Colors:</b> Old Gold and White
<b>Nickname:</b> Yellow Jackets, Ramblin' Wreck
<b>Mascot:</b> Buzz (Yellow Jacket)
<b>Fight Songs:</b> Ramblin' Wreck, White and Gold
<b>Conference:</b> Atlantic Coast (ACC)
<b>Home Arena:</b> McCamish Pavilion (capacity 8,600)
<b>President:</b> Dr. Angel Cabrera
<b>Director of Athletics:</b> Todd Stansbury
<b>Faculty Rep. for Athletics:</b> Dr. Baratunde Cola
<b>Head Coach:</b> Josh Pastner (Arizona, 1997)
<b>Record at Tech:</b> 79-75 ! (5th season)
<b>Overall:</b> 246-148 ! (12th season)
<b>ACC Regular Season:</b> 40-49 !
<b>ACC Tournament:</b> 0-3
<b>NCAA Tournament:</b> 2-4
<b>Associate Head Coach:</b> Eric Reveno (Stanford, 1989), 5th season
<b>Assistant Coach:</b> Julian Swartz (Carroll College, 2005), 5th season
<b>Assistant Coach:</b> Anthony Wilkins (Kent State, 2013), 3rd season
<b>Assoc. Dir. of Player Personnel:</b> B.J. Elder (Georgia Tech, 2014)
<b>Director of Operations:</b> Tyler Benson (St. Bonaventure, 2009)
<b>Director of Scouting:</b> Hayden Sheridan (Arizona, 2016)
<b>Player Development Coach:</b> Dr. Dan Taylor (Franklin Pierce, 2002)
<b>Athletic Trainer:</b> Richard Stewart (Salisbury, 2005)
<i>! On-court record (Georgia Tech had 22 wins and one loss during the 2016-17 and 2017-18 seasons vacated by the NCAA's Committee on Infractions.)</i>

## Basketball History

<b>105th season:</b> 1st game, Feb. 17, 1906 vs. Auburn
<b>All-time Record:</b> 1,407-1,266 !
<b>Winning/Losing/500 Seasons:</b> 53 / 47 / 4
<b>NCAA Appearances (16):</b> 23-16 record
1960, 1985, 1986, 1987, 1988, 1989, 1990, 1991, 1992, 1993, 1996, 2001, 2004, 2005, 2007, 2010
<b>Final Fours (2):</b> 1990, 2004
<b>NIT Appearances (8):</b> 10-8 record
1970, 1971, 1984, 1994, 1998, 1999, 2003, 2016
<b>ACC Championships (3):</b> 1985, 1990, 1993
<b>ACC Regular-Season Titles (2):</b> 1985 (tie), 1996
<b>ACC Regular-Season Record (42nd season):</b> 275-391 !
<b>ACC Tournament Record:</b> 26-37
<b>SEC Championships (1):</b> 1938
<b>SEC Regular-Season Titles (1):</b> 1937
<b>SEC Regular-Season Record (1932-64):</b> 201-207
<b>Metro Conference Regular-Season Record (1975-78):</b> 9-10
<b>Metro Conference Tournament Record:</b> 4-3
<b>Record at McCamish Pavilion:</b> 103-53 ! (9th season)
<b>Record at Alexander Memorial Coliseum:</b> 556-194 (55 seasons, 1956-2011)
<b>Record at State Farm Arena:</b> 8-11
<b>Record at Infinite Energy Center:</b> 4-1
<b>Record at Georgia Dome:</b> 9-5
<b>All-Time Head Coaches:</b> 14
<b>ACC Head Coaches:</b> 5
<b>All-America Selections:</b> 14 (12 players)
<b>Consensus All-Americans:</b> 2
<b>First-Team All-Americans:</b> 5
<b>National Players of the Year:</b> 1
<b>All-ACC Selections:</b> 52 times (31 players)
<b>ACC Players of the Year:</b> 2
<b>ACC Rookies of the Year:</b> 11
<b>ACC Coaches of the Year:</b> 5 (3 coaches)
<b>ACC Tournament MVPs:</b> 3
<b>ACC All-Freshman Team:</b> 15

list along with Pitt's Justin Champagnie and Louisville's Carlisle Jones.

- **Doing it at both ends** - Entering the final week of the regular season, Georgia Tech ranks No. 5 in the ACC (conference games only) in scoring offense (71.56 ppg) and No. 4 scoring defense (67.56 ppg).

- **On second thought** - After intermission during its five-game winning streak, the Yellow Jackets have shot 54.1 percent from the floor (79-of-146). Tech has shot 50 percent or better the second half of 11 of its 16 ACC games this season. In all of Tech's ACC wins, the Jackets have made 55.7 percent of their attempts after halftime.

- **All in for Alvarado** - A season-long ACC Player of the Year candidate, Jose Alvarado ranks among the top 10 in the ACC in seven (7) statistical categories ... No. 8 in ACC in scoring (15.68 ppg), No. 5 in FG percentage (.510), No. 1 in FT percentage (.877), No. 6 in assist average (4.14), No. 1 in steals (2.82), No. 7 in assist/turnover ratio (1.98), No. 3 in minutes (36.92). With enough makes he would also rank in the top 10 in three-point percentage (.408), and ranks No. 15 in three-point FG made (1.91 per game).

- **Getting himself Wright** - Moses Wright has launched himself into consideration for ACC Player of the Year with a remarkable stretch during Tech's five-game winning streak, averaging 24.8 points and 11.2 rebounds. He has hit 58-of-85 FG (69.2 pct.), 20-of-31 FT and 3-of-4 3pt FG, adding in 16 assists, 12 blocks, and 5 steals during the stretch.

- **The Wright stuff** - Moses Wright ranks among the ACC's **TOP SIX** in scoring average (3rd, 18.00 ppg), rebound average (3rd, 8.32 rpg), field goal percentage (4th, .542), steals (4th, 1.55 pg), blocked shots (6th, 1.73 per game), offensive rebounds (3rd, 3.23 rpg) and minutes (5th, 35.91 mpg).

- **Moses climbs the mountain** - Moses Wright is the 21st player in Tech history to score 1,000 points and grab 500 rebounds in a career, reaching the scoring mark Feb. 20 at Miami and the rebound mark Jan. 30 vs. Florida State. The 6-9 senior now has 1,091 career points and 596 career rebounds.

- **On guard** - Michael Devoe (15.88 ppg vs. the ACC) and Jose Alvarado (14.63 ppg vs. ACC) rank No. 8 and 12, respectively, in the ACC and have accounted for 42.6 percent of the Yellow Jackets' points in conference games. They have scored or assisted on 66.5 percent of Tech's field goals in conference play. The Jackets are 10-1 this season when both players score in double digits, 8-0 in the ACC.

- **The Three Amigos** - Moses Wright (16.94), Michael Devoe (15.88 ppg) and Jose Alvarado (14.63) and all rank among the top 12 players in scoring average. Syracuse is the only other team with three players in the top 20. They have accounted for 66.2 percent of the Jackets' scoring in league games. Tech is 6-0 in ACC games (8-1 overall) this season when all three reach double figures.

- **Bombs away** - Alvarado and Devoe have combined to make 40.5 percent of their three-point shots in ACC games, combining for 68 of the Yellow Jackets' 124 threes.

- **Ball security** - The Jackets remain No. 1 in the ACC in turnover margin (plus-4.14) and rank No. 13 nationally in turnover margin. Tech's margin of plus 4.13 in ACC games also ranks No. 1. Tech leads the ACC in turnovers forced (15.19) in league games, and is third in turnovers committed (11.06).

## Series vs. Wake Forest

- Georgia Tech has a 45-40 lead in the all-time series and a 44-38 lead in games played since it became a member of the ACC.

- Tech has won 10 of the last 13 meetings between the two teams, capturing the last four meetings in the series, including the teams' first regular-season game in 2020-21 by a 70-54 score in Atlanta.

- Tech has won its last 14 games against Wake Forest at home, dating back to an 80-76 Demon Deacon win on Feb. 22, 2004 when both teams were ranked in the top 20. The Jackets

## Last Meeting vs. Wake Forest

### Duke 75, Georgia Tech 68

Jan. 26, 2021 • Durham, N.C.

Georgia Tech men's basketball used hot shooting and double-digit scoring from Jose Alvarado and Michael Devoe to rout Wake Forest, 70-54, for its third-straight win on at McCamish Pavilion.

The Yellow Jackets (6-3, 2-1 ACC) shot 50 percent from the field for the game and 46.7 percent from downtown in the first half to jump on the Demon Deacons (3-1, 0-1 ACC) early. Tech also worked to hold Wake Forest to just 41.5 percent shooting from the field and a paltry 15 percent from downtown. Tech led by as many as 26 points midway through the second half.

Alvarado led the field in scoring thanks to a 21-point second-half surge, finishing with 25 overall. Devoe, meanwhile, carried things offensively early with 14 first-half points before finishing with 17.

Two Jackets controlled the glass with six rebounds — Moses Wright and Jordan Usher — while Bubba Parham also chipped in eight points, including two threes. Devoe went 4-for-10 from deep throughout the evening..

**See box score on page 20**



## TECH NOTEBOOK

## Tech's Record

	2020-21	CJP
At home	10-3	60-26
On the road	3-5	16-40
At neutral sites	1-0	3-6
Vs. top-10 opponents	0-1	3-14
Vs. top-25 opponents	4-4	10-25
Vs. teams over .500	9-6	49-64
Vs. teams under .500	5-0	24-6
Vs. teams at .500	0-2	5-4
While in the top 25	0-0	0-0

In November	0-2	14-8
In December	5-1	19-17
In January	3-2	20-19
In February	5-3	15-25
In March/April	1-0	11-5

Wearing white uniforms	9-3	56-26
Wearing gold uniforms	3-2	15-27
Wearing navy uniforms	2-3	9-18
Wearing black uniforms	0-0	0-0

Game is decided by 5 pts./fewer or OT	3-3	18-19
Game is decided by 10/fewer or OT	6-6	36-40

Leading at the half	9-3	58-17
Trailing at the half	4-5	19-57
Tied at the half	1-0	2-0
Leading with 5:00 to play	12-2	68-6
Trailing with 5:00 to play	2-5	8-66
Tied with 5:00 to play	0-1	2-3
In overtime games	0-1	3-3
After a bye in the ACC schedule	0-0	2-3

Tech scores 100 or more points	0-1	0-1
Tech scores 70 or more points	13-3	55-15
Tech scores fewer than 70 points	1-5	24-60
Opponent scores 100 or more points	0-1	0-2
Opponent scores 70 or more	3-6	14-44
Opponent scores fewer than 70	11-2	67-28
Opponent scores fewer than 50	0-0	4-0

Tech shoots 50 pct. or better	9-1	31-8
Opponent shoots 50 pct. or better	3-1	4-14
Opponent shoots under 40 pct.	2-1	51-15
Tech has a higher FG% than opponent	12-2	75-19
Tech has a lower FG% than opponent	2-6	2-52
FG percentage is even	0-0	0-2

Tech has more 3-point FGs	8-3	27-18
Tech has fewer 3-point FGs	3-5	41-47
3-point FGs are even	3-0	12-8

Tech attempts more FT than opponent	10-2	58-21
Tech attempts fewer FT than opponent	2-5	17-48
Free throw attempts are even	2-1	4-5

Tech outrebounds opponent	7-2	42-20
Opponent outrebounds Tech	6-6	31-54
Rebounds are even	1-0	6-1

Tech has fewer turnovers than opponent	12-6	39-23
Tech has more turnovers than opponent	2-2	37-43
Turnovers are even	0-0	4-6
Tech has more assists than turnovers	14-5	51-23

Committing more fouls	4-6	18-45
Committing fewer fouls	9-1	55-21
Fouls are even	1-1	6-8

4/more Jackets score in double figures	7-2	38-17
A Jacket scores 20 or more	13-6	49-38
A Jacket scores 30 or more	1-1	4-3

Scoring more bench points	5-0	34-25
Scoring fewer bench points	9-7	43-43
Bench scoring is even	0-1	2-5

won the last seven meetings in Alexander Memorial Coliseum, a 69-62 decision at Philips Arena during the 2011-12 season, and all six meetings so far at McCamish Pavilion.

- Tech was 24-9 against Wake Forest in games played at Alexander Memorial Coliseum, and is 31-9 against the Demon Deacons in Atlanta.

- Tech made a sweep of the season series in 2010-11, setting school records in each game for margin of victory in an ACC game (74-39 at home on Jan. 19) and for margin of victory in an ACC road game (80-54 on Mar. 3). The Jackets also swept the Demon Deacons in 2012-13.

- The home team has won 39 of the last 51 regular-season games in the series, with Wake Forest winning four times in Atlanta during that span, and Tech winning eight times in Winston-Salem.

- Tech has lost 14 of the last 20 meetings at the Joel Coliseum, but has one of its better records in an opponent's building at 9-20. Tech's 2020 win snapped a three-game losing streak in the building. Tech is 13-27 against Wake Forest on the road, including a 2-3 mark in regular-season games played in Greensboro and a 2-4 mark in games played in Winston-Salem prior to the opening of Joel Coliseum.

- Tech is 42-29 against Wake Forest since 1985, including 12 straight victories from 1985-91.

- Tech is 4-2 against Wake Forest under Josh Pastner. First-year Demon Deacons' coach Steve Forbes is 1-1 against the Jackets, having led his East Tennessee State team to a 69-68 victory over the Jackets in Atlanta during his first season with the Buccaneers on Nov. 15, 2015.

- Wake Forest has won all four of its meetings with Georgia Tech in the ACC Tournament, including a 75-74 triumph in the 1996 championship game in Greensboro. Wake Forest took the 2007 first round meeting, winning 114-112 in double-overtime, the highest-scoring game in ACC Tournament history and the highest-scoring game for Tech involving an ACC opponent in its history.

## Last Time Out

On what might have been their final game at McCamish Pavilion, Moses Wright sank a jumper and Jose Alvarado and Jordan Usher made driving layups to spark a 6-0 run early in overtime and give Georgia Tech men's basketball a lead that it would never relinquish in its heart-stopping 81-77 overtime win over visiting Duke on Tuesday night.

With its fifth-straight victory, Georgia Tech (14-8, 10-6 ACC) snapped a 14-game losing streak to perennial Atlantic Coast Conference power Duke, clinched double-digit ACC wins in consecutive seasons for the first time in program history and further cemented its argument to be in this month's NCAA Tournament field.

After trailing by three points at halftime, the Yellow Jackets appeared to be on their way to winning the game in regulation when they took a 64-56 lead on a pull-up jumper by Khalid Moore with just under five minutes to go. However, that would be the last points that the Jackets would score in regulation, as Duke went on an 8-0 run over the final 2:58 to send the game to overtime knotted at 64-apiece.

Duke (11-10, 9-8 ACC) stretched its run to 10-0 and took a 66-64 lead on a dunk by Mark Williams just 18 seconds into overtime, but Wright, Alvarado and Usher scored inside on consecutive possessions to give Tech a 70-66 advantage. The Jackets would expand their lead to as many as seven points with just 28 seconds to go, but turned the ball over on three-straight possessions to allow the Blue Devils to cut the deficit to 79-76 and have the ball with a chance to tie it in the waning seconds.

Fortunately for Tech, Duke's attempt at a tying 3-pointer was off the mark. Duke did go to the free-throw line with two seconds left but its attempt to intentionally miss and rebound the second attempt was unsuccessful. Tech's Michael Devoe sealed the win for by sinking two free throws with a second remaining.

Making a strong push for ACC Player-of-the-Year honors, Wright recorded his fourth-straight double-double with 29 points

## A Make-or-Miss Game

*Georgia Tech's offensive rankings vs. the ACC under Josh Pastner (through games of March 3)*

Year	PPG	FG Pct.	3pt FG Pct.
2020-21	71.6 (5)	.478 (2)	.362 (3)
2019-20	69.9 (9)	.462 (2)	.341 (6)
2018-19	60.7 (15)	.426 (8)	.306 (12)
2017-18	63.6 (14)	.419 (12)	.312 (15)
2016-17	65.1 (14)	.434 (14)	.309 (15)

and 14 rebounds, both game highs. Eight of his 14 rebounds game on the offensive glass. He also added a team-high five assists.

Devoe (15 points), Usher (14) and Alvarado (10) rounded out four Yellow Jackets in double-figures.

## Beating the Best

Georgia Tech's ACC schedule is ranked No. 1 in strength according to KenPom.com. In the 15-team ACC era, Tech's 10-6 mark is by far the best, and the only winning record posted by teams whose conference strength of schedule was rated No. 1 (thanks to GT radio voice Andy Demetra for researching).

Here is a history of records compiled by ACC teams who played the strongest conference schedule since expansion to 15 teams:

Year	Team	ACC Record
2013-14	Wake Forest	6-12
2014-15	Wake Forest	5-13
2015-16	Boston College	0-18
2016-17	Pittsburgh	4-14
2017-18	Pittsburgh	0-18
2018-19	Wake Forest	4-14
2019-20	Miami	7-13
2020-21	Georgia Tech	10-6

## Team Trends

- **Small ball** - After Georgia Tech lost its opening two games at home to Georgia State and Mercer, head coach Josh Pastner moved 6-9 senior Moses Wright, who has played the "4" position most of his career, into the "5" spot and started 5-10 senior Bubba Parham beginning with the Dec. 6 win over Kentucky (since replaced by 6-7 junior Khalid Moore for the last five games). The re-alignment worked as the Jackets have shot 48.2 percent from the floor, hit 7.9 three-point field goals per game (36.4 percent), have a plus-98 margin on turnovers, and assisted on 60.9 percent of its field goals in that stretch.

- **Size doesn't matter** - Since going to its smaller lineup, Tech has had just 50 shots blocked in its last 20 games (2.5 per game), 14 of those by Virginia in two games. The Yellow Jackets had 13 shots blocked in their two season-opening losses. At the time of Tech's meetings with them, Kentucky ranked No. 4, Nebraska No. 28, FSU No. 1 (both meetings), North Carolina No. 8, Miami No. 12 and Notre Dame No. 14 in average height, according to KenPom.com. The Jackets rank No. 258, near the bottom among power conference teams.

- Four of Tech's starters are averaging in double figures in scoring for the season, something Tech has not had since the 2015-16 season. Four or more Yellow Jackets have reached double figures in nine games this season, at least three in all but three games.

- Tech has turned the ball over just 11.27 times per game this season. Most impressively, Moses Wright has just 33 turnovers in more than 789 minutes of action, and Bubba Parham, who has only 10 in 586 minutes. The Yellow Jackets are plus-4.14 in that category this season (plus-4.13 against ACC teams), ranking No. 1 in the ACC. Tech was minus-2.4 last year and ranked 14th.

## TECH NOTEBOOK

Tech Highs and Lows  
Under Josh Pastner

Longest winning streak: 5 games (2020-21)
Longest ACC winning streak: 5 games (2020-21)
Longest ACC home winning streak: 11 games (last 6 home games of 2019-20, first 5 of 2020-21, program record)
Longest losing streak: 7 games (2017-18, 2018-19)
Longest ACC losing streak: 7 games (2017-18, 2018-19)
Most points scored in a game: 120 vs. Georgia State (40t), 11/25/20
Most points scored in a game (regulation): 97 vs. Delaware State, 12/20/20
Most points scored - ACC opponent: 96 at North Carolina, 1/4/20
Fewest points scored in a game: 42 vs. Clemson, 2/6/19
Fewest points scored - ACC opponent: 42 vs. Clemson, 2/6/19
Most points allowed in a game: 123 vs. Georgia State (40t), 11/25/20
Most points allowed in a game (regulation): 110 at Duke, 1/4/17
Most points allowed - ACC opponent: 110 at Duke, 1/4/17
Fewest points allowed in a game: 40 vs. Florida A&M, 12/9/18
Fewest points allowed - ACC opponent: 51 vs. Syracuse, 1/31/18
Largest margin of victory: 38 vs. Tusculum (96-58), 2/7/17
Largest margin of victory - ACC opponent: 27 at Miami (87-60), 2/20/2021
Largest margin of victory - road game: 27 at Miami (87-60), 2/20/2021
Largest margin of victory - ACC road game: 27 at Miami (87-60), 2/20/2021 (program record)
Largest losing margin: 53 (110-57) at Duke, 1/4/17
Largest losing margin at home: 34 (97-63) vs. Syracuse, 12/18/19
Largest losing margin - ACC opponent: 53 at Duke, 1/4/17
Most points allowed in a win: 83 at North Carolina (96-83), 1/4/20
Most points scored in a loss: 120 vs. Georgia State (4 ot), 11/25/20
Most points scored in a loss (regulation): 81 vs. Wright State, 12/22/17
Fewest points scored in a win: 52 vs. Northwestern (52-51), 11/28/17
Fewest points allowed in a loss: 52 vs. Virginia Tech (52-49), 1/9/19
Largest deficit overcome to win a game: 17 vs. Notre Dame (1stH-6:47), 2/6/2021
Largest 2nd-half deficit overcome to win a game: 9 vs. NC State (17:15), 3/1/18; vs. Prairie View A&M (16:49), 11/23/18; at Hawai'i (16:11), 11/25/19
Largest deficit overcome to win a road game: 15 (4:01-1st) at NC State, 11/5/19
Largest lead given up in a loss: 16 (15:06-2nd half) vs. St. John's, 12/1/18
Largest 2nd-half lead given up in a loss: 16 (15:06-2nd half) vs. St. John's, 12/1/18
Highest FG pct.: 59.5 (25-42) at Syracuse, 1/12/19
Highest FG pct. - ACC opponent: 59.5 (25-42) at Syracuse, 1/12/19
Lowest FG pct.: 27.1 (16-59) vs. Florida State, 2/16/19
Lowest FG pct. - ACC opponent: 27.1 (16-59) vs. Florida State, 2/16/19
Highest 3-pt pct.: 62.5 (10-16) at NC State, 1/15/17
Highest 3-pt pct. - ACC opponent: 62.5 (10-16) at NC State, 1/15/17
Most 3-pt FG: 16 vs. Clemson, 1/20/2021
Most 3-pt FG - ACC opponent: 16 vs. Clemson, 1/20/2021
Lowest 3-pt pct.: 10.0 (1-10) vs. Miami, 1/3/18, (1-10) vs. Louisville, 1/19/19
Lowest 3-pt pct. - ACC opponent: 10.0 (1-10) vs. Miami, 1/3/18, (1-10) vs. Louisville, 1/19/19
Highest FG pct. allowed: 59.3 (32-54) at Florida State, 1/24/18; (32-54) Notre Dame, 2/6/2021
Highest FG pct. allowed - ACC opponent: 59.3 (32-54) at Florida State, 1/24/18; (32-54) Notre Dame, 2/6/2021
Lowest FG pct. allowed: 21.6 (16-74) vs. Elon, 11/11/19
Lowest FG pct. allowed - ACC opponent: 28.2 (20-71) vs. Florida State, 1/25/17
Highest 3-pt pct. allowed: 60.0 (12-20) at Louisville, 2/8/18
Highest 3-pt pct. allowed - ACC opponent: 60.0 (12-20) at Louisville, 2/8/18
Lowest 3-pt pct. allowed: 6.7 (1-15) at Hawai'i, 11/25/19
Lowest 3-pt pct. allowed - ACC opponent: 9.5 (2-21) vs. Duke, 1/26/19
Highest FT pct.: 95.2 (20-21) vs. Coppin State, 12/27/17
Highest FT pct. - ACC opponent: 91.3 (21-23) vs. Pittsburgh, 2/14/2021
Lowest FT pct.: 28.6 (2-7) vs. Notre Dame, 3/12/19
Most free throws made: 41 vs. Georgia State, 11/25/20
Most free throws attempted: 59 vs. Georgia State, 11/25/20 (program record)
Fewest free throws made: 2 at Miami, 2/15/17; at Duke, 1/26/19; vs. Notre Dame, 3/12/19; at Kentucky, 12/14/19
Most assists: 29 vs. Kennesaw State, 12/28/18
Fewest assists: 5 at Georgia, 12/19/17, at Tennessee, 11/13/18, at Florida State, 2/2/19, vs. Boise State, 12/22/19
Most turnovers: 24 vs. Arkansas, 11/25/19; Ball State, 12/18/19
Fewest turnovers: 5 at Notre Dame, 2/1/20
Most blocked shots: 16 vs. Southern, 11/14/16 (Tech record)
Most steals: 15 vs. North Carolina, 12/31/16; at Syracuse, 1/13/19; vs. Kentucky, 12/6/20

• Tech made great strides in its offensive efficiency during the latter part of last season and continues to progress, ranking No. 19 nationally at 113.8, its highest ranking under Josh Pastner. The Jackets have managed to exceed one point per possession in 18 of 22 games this season (Tech reached that benchmark 11 times in all of 2019-20). Tech has been over a point a game in six straight games.

• Tech has shot better than 50 percent from the floor in 10 games this season, winning nine of them. The Jackets fell at Clemson on Feb. 12 despite hitting 52 percent of its field goal tries.

• According to KenPom.com, Tech ranks No. 4 in the nation in experience (average 2.56 years per player) and No. 9 in minutes continuity (75.5 percent), a measure of playing minutes from 2019-20 carrying over to 2020-21.

• Three Tech starters rank among the top 11 players in the ACC in average minutes played in ACC games - Jose Alvarado (No. 2), Moses Wright (No. 4), Michael Devoe (No. 10). Tech ranks No. 337 in the nation in percentage of minutes played by reserves (19.3). The national average is 31.3 percent.

• Two fouls in the first half? No problem. Georgia Tech ranks No. 3 in the nation (No. 1 among power conference teams), a measure of percentage of available minutes played by players with two fouls (67.9 percent for Tech). Tech led the nation in this category each of the last two seasons, and were fourth in 2017-18.

• Tech ranks No. 258 in average height according to KenPom.com. Only two power conference teams - Penn State and Georgia - rank lower than the Yellow Jackets.

## Leftovers from Duke

• Tech lost the turnover battle for only the second time in the last 20 games (15 to Duke's 14). The Yellow Jackets have a plus-4.1 turnover margin in conference play, plus-4.1 in all games. Both rank No. 1 in the ACC. Tech also leads the ACC in turnovers forced in conference games (15.2) and is second in all games (15.4).

• Tech scored over a point per possession (KenPom.com offensive efficiency) for the sixth straight game and for the 18th time this season. The Yellow Jackets rank 19th in the nation on offensive efficiency (113.8).

• Tech was credited with nine steals against Duke, right on its ACC-leading average of 9.0 per game overall, 9.1 in conference games.

• One of the bottom teams in the ACC in rebound margin, Georgia Tech has outrebounded its last four foes - Miami (35-26), Virginia Tech (31-23), Syracuse (41-36), Duke (39-36).

• Jose Alvarado played every minute of the game (45 minutes in this case) for the fifth time this season. Moses Wright has done so three times, Michael Devoe and Bubba Parham once each.

## Personnel Highlights

• Moses Wright posted a double-double for the fourth straight game (29 points, 14 rebounds) and for the seventh time this season. Six of his double-doubles have come in ACC games, all of them in Tech's last 11 games (Duke, Louisville, Miami, Virginia Tech, Syracuse, Duke).

• Wright added a team-high five assists and three blocked shots to his game-high scoring and rebounding numbers.

• During Tech's five-game winning streak, Wright has averaged 24.8 points and 11.2 rebounds. He has hit 58-of-85 FG (69.2 pct.), 20-of-31 FT and 3-of-4 3pt FG, adding in 16 assists, 12 blocks, and 5 steals.

• Wright's 29 points represented his 10th game of 20-or-more points this season and he has assumed the team scoring lead at 18.0 points per game overall and 16.9 ppg in ACC games. He has hit 54.2 percent of his shots from the floor overall, 52.8 percent in conference games.

• Jordan Usher has scored 33 points in his last two games (19 vs. Syracuse, 14 vs. Duke), after tallying 16 total in his previous three games. The 6-7 senior hit 13-of-22 shots from the floor with 11 rebounds, nine assists and four steals combined in the two games.

• Alvarado was credited with three steals against Duke, giving him 214 for his career, fourth place on Tech's all-time list. He is bidding to become the first Tech player to lead the ACC in steals twice and the first ACC player to do so since Chris Paul in 2004 and 2005. Alvarado's conference leading rate is 2.82 in all games, 3.06 in ACC games. His overall rate is the most by an ACC player since Johnny Rhodes of Maryland set the ACC record in 1996 (3.7), and his rate in ACC games is the most since Clemson's Vernon Hamilton set the conference record of 4.1 in 2006.

• Michael Devoe scored 15 points with seven rebounds and four assists against Duke, the eighth time this season he has had a game of five or more rebounds. Though he did not shoot the ball well from the floor (3-of-10), he went 8-for-10 at the foul line, and added two steals and a blocked shot with just one turnover.

• Starting his fifth straight game, Khalid Moore gave the Yellow Jackets seven points and six rebounds with an assist and a steal. He has averaged 6.2 points (10-4 FG, 6-9 FT) and 4.2 rebounds over the five-game stretch, all Tech wins.

## Pastner's Key Metrics

• **Assists to made field goals:** Tech has assisted on 59.1 percent of its field goals this season, and 59.8 percent in ACC games after getting a 17 assists on 29 field goals against Duke (58.6 percent). Its nightly goal is to assist on 60 percent, which Tech has met 10 times this season.

• **Free throws made to opponents' attempts:** Tech made 17-of-23 from the free throw line against Duke, which was 10-of-17. Tech's goal each night is to make more free throws than the opponent attempts. The Jackets have scored

## Tech All-Time vs. the ACC

Opponent	Overall	in ACC	Tourney	In McCamish Pavilion	In Opponent Current Venue	Current Streak
Boston College	16-12	12-11	1-3	2-1	4-6	Won 2
Clemson	66-74	38-51	4-1	5-4	9-40	Lost 1
Duke	24-75	20-63	3-7	1-4	5-37	Won 1
Florida State	29-44	20-30	0-2	2-3	9-17	Won 1
Louisville	14-23	1-8	--	1-3	0-4	Lost 1
Miami	11-14	9-13	0-1	2-3	4-6	Won 2
North Carolina	26-69	24-55	5-4	1-4	5-25	Won 2
NC State	43-57	35-43	3-3	2-3	6-11	Won 4
Notre Dame	12-12	6-10	0-1	6-2	1-8	Won 1
Pittsburgh	10-5	5-5	0-1	4-1	1-3	Won 2
Syracuse	6-7	5-5	--	3-2	2-4	Won 1
Virginia	40-45	38-44	5-5	2-4	1-9	Lost 8
Virginia Tech	8-20	6-16	1-3	2-4	2-10	Won 2
Wake Forest	45-40	44-38	0-4	6-0	9-20	Won 4

## TECH NOTEBOOK

## The Last Time a Jacket...

## Scored 30 or more points:

Moses Wright, 31 vs. Syracuse, 2/27/2021

## Led Tech in scoring off the bench:

Evan Cole, 16 vs. USC Upstate, 1/2/2019

## Grabbed 15 or more rebounds:

Moses Wright, 16 vs. Syracuse, 2/27/2021

## Had 10 or more assists:

Josh Heath, 10 vs. NC State, 1/15/2017

## Had a double-double:

Moses Wright (29 pts/14 reb) vs. Duke, 3/2/2021

## Played 40 minutes in regulation:

Jose Alvarado vs. Duke, 3/2/2021

## Played every minute of an overtime game:

Jose Alvarado (45 minutes/1 OT) vs. Duke, 3/2/2021

## Played every minute of a multiple-OT game:

Matt Harpring (50 minutes/2 OT) vs. North Carolina, 2/9/1998

## The Last Time the Jackets...

## Scored 100 or more points:

vs. Georgia State (120-123) on 11/25/2020

## Scored 100 or more points in regulation:

vs. Green Bay (107-77) on 11/19/2015

## Scored 100 or more points in consecutive games:

vs. Jackson State (100-70) on 11/13/2006, Georgia State (103-74) on 11/16/2006

## Scored 100 or more points twice in one season:

vs. Cornell (116-81), 11/13/2015, Green Bay (107-77) on 11/19/2015

## Allowed 100 or more points:

vs. Georgia State (120-123) on 11/25/2020

## Allowed 100 or more points in regulation:

vs. Duke (110-57) on 1/4/2017

## Shot 60 percent or better:

.603 (47-78) vs. Cornell, 11/13/2015

## Failed to make a three-point basket:

0-for-12 vs. Virginia, 1/22/2015

## Did not allow a three-point basket:

0-for-11 vs. Pittsburgh, 3/5/2016

## Failed to make a free throw:

0-for-6 vs. Duke, 1/7/2014

## Grabbed 50 or more rebounds:

70 vs. Georgia State, 11/25/2020

## Two players had a double-double:

Jose Alvarado (29 pts/10 reb), Michael Devoe (24/13), Jordan Usher (15/10) and Moses Wright (31/19) vs. Georgia State, 11/25/2020

## Two players had 10 or more rebounds:

Jose Alvarado (10), Michael Devoe (13), Jordan Usher (10) and Moses Wright (19) vs. Georgia State, 11/25/2020

## Had 25 or more assists:

26 vs. Syracuse, 2/27/2021

## Blocked 10 or more shots:

10 vs. Pittsburgh, 3/4/2020

## Had 15 or more steals:

15 vs. Kentucky, 12/6/2020

## Had fewer than 10 turnovers:

9 vs. Notre Dame, 2/6/2021

## Had five or more players in double-figures in points:

Moses Wright (21), Bubba Parham (17), Kyle Sturdivant (15), Jordan Usher (12), Jose Alvarado (10) vs. Kentucky, 12/6/2020

## Had three or more players score 20 points:

Michael Devoe (22), Jordan Usher (21) and Moses Wright (21) vs. Clemson, 1/20/2021

## Had no player score 10+ points:

Virginia (57-28 loss), 1/22/2015

## Allowed no player to score 10+ points:

Hawaii (73-40 win), 12/25/2019

## Had no player play 30 minutes:

at Miami (87-60 win), 2/20/2021

## Won by 30 or more points:

Kennesaw State (87-57), 1/28/2018

## Won by 40 or more points:

Kentucky State (98-50), 1/30/2010

## Won by 50 or more points:

Winston-Salem State (97-46), 1/3/2007

## Lost by 30 or more points:

Syracuse (97-63), 12/7/2019

## Played an overtime game:

vs. Georgia State (lost 123-120, 4 OT), 11/25/2020

## Defeated a Top 10 team:

#5/5 Louisville (64-58), 2/12/2020

## Defeated a Top 25 team:

#16/15 Virginia Tech (69-53), 2/23/2021

## Defeated a Top 10 team on the road:

#7/7 Syracuse (67-62), 3/4/2014

## Defeated a Top 25 team on the road:

#16/15 Virginia Tech (69-53), 2/23/2021

## Had a game postponed:

Boston College in Atlanta, 2/17/2021 (COVID)

## Had a game cancelled:

UAB in Birmingham, 12/23/2020 (COVID)

just 10.1 points per game from the line in ACC games.

• **Turnovers:** Tech committed 15 to Duke's 14. Tech has won the turnover battle in 18 of 22 games this season after doing so in only nine of 31 games all last season. Target each night is to commit 11 or fewer, which Tech met three times last season, and 12 times this season. Tech has averaged the third fewest turnovers in the ACC (11.3). More telling for Tech under Josh Pastner is that when Tech has committed fewer turnovers than its opponent, it is 39-23. When it has committed more, it is 35-43.

• **Guard rebounding:** Tech's perimeter players grabbed 20 of its 27 defensive rebounds against Duke (326 of 510 for the season).

## Eleven Straight ACC Home Wins

Georgia Tech set a program record for consecutive ACC wins at home with 11, a string that began Jan. 25 of the 2019-20 season and ended with a loss to No. 9 Virginia on Feb. 10 of this season.

Date	Opponent	Score
Jan. 25, 2020	NC State	64-58
Feb. 4, 2020	Virginia Tech	76-57
Feb. 12, 2020	#5/5 Louisville	64-58
Feb. 25, 2020	Clemson	68-59
Feb. 29, 2020	Miami	63-57
Mar. 4, 2020	Pittsburgh	73-57
Dec. 29, 2020	North Carolina	72-67
Jan. 3, 2021	Wake Forest	70-54
Jan. 20, 2021	Clemson	83-65
Jan. 30, 2021	#16/16 Florida State	76-65
Feb. 6, 2021	Notre Dame	82-80

## Tech's Dynamic Duo

It could be argued that no team in the ACC relies more on its guards than do the Yellow Jackets.

In the 21 games that Jose Alvarado and Michael Devoe both played last season (Alvarado missed seven games, Devoe three due to injury), they accounted for 42.1 percent of the Jackets' scoring. Both players earned All-ACC recognition.

This season they have accounted for 42.6 percent of Tech's points in ACC games, and they have either scored or assisted on 286 of the Yellow Jackets' 430 baskets (66.3 percent). They rank No. 8 (Devoe) and 12 (Alvarado) in the ACC in scoring average. Combined, they have shot 47.9 percent from the floor and 40.5 percent from three-point range.

*Tech is 10-1 this season when both score in double figures, 8-0 in ACC games. In their two-plus seasons together at Tech, the Yellow Jackets are 23-6 when doing so.*

## BOTH IN DOUBLE FIGURES VS. ACC

**Def. North Carolina, 72-67** - 20 points each (40 of Tech's 72 points), 15-of-21 FG, 11 assists, 11 rebounds combined

**Def. Wake Forest, 70-54** - combined for 42 of Tech's 70 points (Alvarado 25, Devoe 17), combined for 15-of-28 FG, 6-of-14 from distance.

**Def. Florida State, 76-65** - scoring 21 and 19, respectively, hit 6-of-14 three-pointers and dished 10 assists

**Def. Notre Dame, 82-80** - 19 points each, hit 15-of-22 shots and 6-of-8 threes with seven assists

**Def. Pittsburgh, 71-65** - 13 points for Devoe, including the tiebreaking 3-point FG with 4:20 left in the game; 12 for Alvarado, with five assists; 10-of-10 FT combined in the second half

**Def. Miami, 87-60** - Season-high 29 points from Devoe, who hit a career-high seven three-point field goals, while Alvarado scored 16 with six assists and three steals. Combined to hit 17-of-24 FG, 9-of-15 threes.

**Def. Virginia Tech, 69-53** - Alvarado scored 13 points, Devoe 12, combining to hit 10-of-24 shots from the floor, 4-of-11

## Offense/Defense Under Pastner

Source: KenPom.com. Nat'l rank in parentheses.

Year	Tempo	Off. Eff.	Def. Eff.
2020-21	67.9 (217)	113.8 (19)	95.2 (57)
2019-20	70.0 (88)	103.0 (171)	91.8 (16)
2018-19	66.8 (225)	101.7 (228)	96.5 (43)
2017-18	66.1 (227)	103.6 (197)	98.7 (61)
2016-17	68.2 (179)	100.0 (259)	91.0 (6)

from three-point range, with seven assists and six steals.

Def. Duke, 81-77 (OT) - Devoe scored 15 points, Alvarado 10. Combined for seven assists and 12-of-14 from the foul line. Alvarado scored six of his 10 in overtime.

## All in for Alvarado

Point guard Jose Alvarado, recruited to Georgia Tech primarily for his winning attitude, toughness and determination, was given the green light by head coach Josh Pastner to handle the position as a freshman, sink or swim. He has developed into Tech's engine and leader on the floor, earning third-team All-ACC honors as a junior.

*A pre-season second-team All-ACC choice in his final season, the 6-foot senior was named to the Naismith Trophy's Midseason Team of the nation's top 30 players last week and is a solid candidate for ACC Player of the Year.*

The Brooklyn, N.Y., native among the top 10 in the ACC in seven (7) statistical categories ... Ranks No. 8 in ACC in scoring (15.68 ppg), No. 5 in FG percentage (.510), No. 1 in FT percentage (.877), No. 6 in assist average (4.14), No. 1 in steals (2.82), No. 7 in assist/turnover ratio (1.98), No. 3 in minutes (36.92) ... With enough makes he would also rank in the top 10 in three-point percentage (.408), and ranks No. 15 in three-point FG made (1.91 per game).

He holds top-10 rankings in many of those categories for ACC games only.

If he holds his conference lead in steals, he will become the first Tech player to do so twice, and the first ACC player since Chris Paul in 2004 and 2005 to accomplish that.

## Will to Win

Many of Georgia Tech's biggest wins bear Jose Alvarado's fingerprints.

• Though he scored just 12 points, he went 6-for-6 from the free throw line, had five assists, and played blanket defense on Pitt guard Xavier Johnson, who turned the ball over seven times and fouled out after playing just 20 minutes.

• He scored 20-plus points in consecutive games against Virginia, Duke and Florida State, helping fell the No. 16 Seminoles with 21 points (12 in the second half), six assists and five steals, and then scoring 19 points with five assists and six steals to rally the Jackets past Notre Dame.

• At Virginia in a close loss on Jan. 23, Alvarado scored 20 points, made four three-point field goals, and added eight assists and six steals. He nearly led Tech to a win at Duke, scoring 18 of his 26 points and dishing four of his five assists in the second half as the Jackets came from 11 points down to lead inside the final four minutes.

• In that same meeting against Virginia, guarded Sam Hauser for the entire 40 minutes he was on the floor, holding the Cavaliers' forward to eight points on seven shot attempts (0-for-1 on threes), and no free throw attempts

• Alvarado scored 12 of his game-high 20 points in the second half and added seven assists and three steals in Tech's 72-67 victory over North Carolina.

• Similarly, he scored 15 of Tech's first 17 points out of halftime against Wake Forest, finishing with a game-high 25 points. He scored 19 of his 24 in the second half of the Jackets'



# TECH NOTEBOOK

## Tech Alumni in the NBA

Player	Team
Derrick Favors	Utah Jazz
Josh Okogie	Minnesota Timberwolves
Iman Shumpert	Brooklyn Nets
Thaddeus Young	Chicago Bulls

## Tech Alumni Elsewhere

Player (years at Tech)	Current Team
Tony Akins (1998-2002)	SK Knights (South Korea)
Brandon Alston (2017-19)	Team Ehingen Urspring (Germany)
Alade Aminu (2005-09)	Polski Cukier Torun (Poland)
James Banks III (2018-20)	Hapoel Beer Sheva (Israel)
Will Bynum (2004-06)	Bivouac/Big 3 (USA)
Demarco Cox (2014-15)	Quimper (France)
Mouhammad Faye (2006-08)	Promithias (Greece)
Marcus Georges-Hunt (2012-16)	Sichuan (China)
Dion Glover (1997-99)	Bivouac/Big 3 (USA)
Trae Golden (2013-14)	Bahcesehir Koleji Istanbul (Turkey)
Abdoulaye Gueye (2014-19)	Ashdod (Israel)
Josh Heath (2014-17)	Leuven Bears (Belgium)
Kammeon Holsey (2011-14)	MBC Mykolaiv (Ukraine)
Jarrett Jack (2002-05)	Ignite (G League)
Tadric Jackson (2014-18)	Sentjur (Slovenia)
Ben Lammers (2014-18)	ALBA Berlin (Germany)
Gani Lawal (2007-10)	Fukuoka Rizing (Japan)
Anthony McHenry (2001-05)	Shinshu BW (Japan)
Daniel Miller (2009-14)	Sendai 89ers (Japan)
Charles Mitchell (2014-16)	Niigata Albirex (Japan)
Anthony Morrow (2004-08)	Bivouac/Big 3 (USA)
Zachery Peacock (2006-10)	JL Bourg (France)
Glen Rice, Jr. (2009-12)	Juventus (Lithuania)
Robert Sampson (2013-15)	CSM Focsani (Romania)
Avi Schafer (2017-19)	Mikawa Sea Horses (Japan)
Adam Smith (2015-16)	Ionikos Nikias (Greece)
Jeremis Smith (2004-08)	Biqua (Uruguay)
Quinton Stephens (2013-17)	Leyma Basquet Coruna (Spain)
James White (2015-16)	Ural Ekaterinburg (Russia)

## Former Tech Players in Coaching

Player (years at Tech)	Current Position
Kenny Anderson (1989-91)	*Fisk University
Ty Anderson (2006-09)	+Jacksonville State
Rod Balanis (1990-94)	#Notre Dame
Anthony Byrd (1981-84)	*Knightdale (N.C.) HS
Straun Fein (1999-2001)	#Brooklyn Nets
Dion Glover (1997-98)	#Grand Rapids (NBA G-League)
Maurice Miller (2007-11)	*Arlington HS (Memphis)
Winston Neal (1999-01)	*Columbia State (Tenn.)
Mark Price (1982-86)	Denver Nuggets
Fred Vinson (1992-94)	#New Orleans Pelicans
Mfon Udofia (2009-13)	#College Park (NBA G-League)

## Former Tech Coaches in Coaching

Coach (years at Tech)	Current Position
Amir Abdur-Rahim (2011-12)	*Kennesaw State
Sherman Dillard (1988-94)	#Iowa
Chad Dollar (2011-16)	#Georgia
Bruce Evans (2012-16)	#North Florida
Brian Gregory (2011-16)	*South Florida
Tavaras Hardy (2016-18)	*Loyola-Maryland
Tom Herion (2014-16)	#South Florida
Paul Hewitt (2000-11)	*Agua Caliente Clippers (G League)
Chris Kreider (2007-09)	#Georgia State
Darryl LaBarrie (2009-11, 2016-17)	#Agua Caliente Clippers (G League)
Robert McCullum (2010-11)	*Florida A&M
Mamadou N'Diaye (2014-16)	#San Francisco
Billy Schmidt (2011-14)	+Chicago Bulls
Cliff Warren (2000-05)	#Georgia State
Charlton Young (2005-09)	#Florida State

\*head coach; #assistant coach; +other staff

## Tech Among ACC Steal Leaders

\*\*Career steals per game

Rk	Player	G	Stl	Avg.
4.	Kenny Anderson	65	168	2.58
12.	Iman Shumpert	92	207	2.25
*	Jose Alvarado	102	214	2.10
†25.	Mark Price	126	240	1.90

\*18th if career ended today

ACC/Big Ten Challenge game at Nebraska.

• In Tech's win over Pitt on Feb. 14, Alvarado hounded Pitt's Xavier Johnson into seven turnovers and five fouls in just 20:32 of playing time.

• In Tech's win at Miami, hit 6-of-8 shots from the floor and a pair of threes, adding six assists and three steals, helping hold high-scoring Isaiah Wong to four points.

• In Tech's OT win over Duke, scored six of his 10 points in overtime, including a field goal and 4-of-4 from the foul line. Played all 45 minutes.

### WHAT THEY SAY ABOUT ALVARADO

• Duke head coach Mike Krzyzewski: "He's talented, he's motivated, and he's incredibly savvy. He's as good a competitor as we have in our league."

• ACC Network analyst Luke Hancock: "Are there many point guards in this league I would take? I can't name too many. He's a competitor, he's an upperclassman, he's tough. He plays the game within the game. He can really frustrate opposing players, because he's crafty, he'll talk a little trash to you, he's very physical, he's always emotional out there, and that fires other guys up."

• Atlanta Journal-Constitution: "While Alvarado was a three-star prospect coming out of high school who picked Tech over Rutgers and Seton Hall, there is no player quite like him this season. Across Division I, after Sunday's (Feb. 14) games, there were three players averaging at least 15 points, three assists and two steals per game while shooting at least 50% from the field. Of the three, Alvarado (16.8 points, 4.1 assists, 2.8 steals, 51.7% field-goal percentage) is the only one registering those numbers in a power conference."

• Notre Dame coach Mike Brey: "Thoroughly impressed with him. I used the line that they use with the Yankees since he's a New Yorker, he is absolutely the straw that stirs the drink for Georgia Tech. We're watching tape, and obviously he leads the league in steals, and he had a couple key ones the other night against us ... and he comes from behind and gets somebody from Duke and goes coast to coast, and I turned to our staff, and I told them 'that's called getting New Yorked.' New York guards have an instinct for picking your pocket and great hands. He is right out of that mold. He makes them go."

• Louisville coach Chris Mack: "To me, Alvarado has played all year long as a First Team All-ACC player..."

• Virginia coach Tony Bennett: "He really has quick hands. Look at his eyes, he is wired. He's experienced, and he's really got a defensive mindset, really quick with good instincts."

• Chris Carlson, Syracuse Post-Standard: "Point guard Jose Alvarado, who feels like he's been playing forever, has emerged as an early candidate for ACC Player of the Year."

• Clemson coach Brad Brownell: "He's got an unbelievable nose for the ball and great anticipation skills. He wants to be involved in every play."

### YEAR-BY-YEAR FOR ALVARADO

Year	PPG	APG	FG%	3PT%	FT%	A/TO	MPG
2016-17	12.1	3.1	.448	.370	.802	77/59	35.0
2017-18	12.5	3.4	.392	.286	.743	105/64	34.3
2018-19	14.4	4.1	.444	.336	.793	96/64	33.5
2019-20	15.7	4.11	.510	.408	.877	91/46	36.9

## Alvarado Moving Up Career Charts

Jose Alvarado sits at No. 22 with 1,379 points and needs 27 to catch No. 21 Marvin Lewis (1,396 from 2000-04).

He has exceeded 20 points 15 times over his last 37 games, including six times this season. He has posted 67 double-figure scoring games in his career, 25 times scoring 20 or more.

### CAREER RANKINGS AT TECH FOR ALVARADO

Stat	Value	Rank
Points	1,379	22
3-point field goals	168	12
3-point FG attempts	490	9
Assists	369	12
Steals	214	4
Minutes per game	34.8	9

## Zero-Star to All-Star

The best player development story in Georgia Tech's program is that of junior forward Moses Wright, who played only one year of high school basketball and was not rated at all coming out of high school.

His senior season has seen an even greater jump for the 6-9 Raleigh, N.C., native, who ranks among the ACC's TOP SIX in scoring average (3rd, 18.00 ppg), rebound average (3rd, 8.32 rpg), field goal percentage (4th, .542), steals (4th, 1.55 pg), blocked shots (6th, 1.73 per game), offensive rebounds (3rd, 3.23 rpg) and minutes (5th, 35.91 mpg).

During Tech's five-game winning streak, Wright has averaged 24.8 points and 11.2 rebounds, with four double-double performances. He has hit 58-of-85 FG (69.2 pct.), 20-of-31 FT and 3-of-4 3pt FG, adding in 16 assists, 12 blocks, and 5 steals.

Most remarkable is the improvement in his ballhandling. He has turned over the ball just 33 times (once every 23.9 minutes), compared to once every 13.2 minutes his first three seasons. He has achieved career highs in assists (51) and steals (34).

Remarkably consistent, Wright has failed to reach double figures in scoring only 11 times since the beginning of last season and is the only Jacket to play and start every game.

Wright has scored in double figures in 19 games this season, hitting 20 or more in 10 of those. He has seven double-doubles, six of them against ACC teams. His 31-point, 16-rebound game Saturday against Syracuse was his third game of 30 points or more with 10 or more rebounds in his career.

From Tech radio voice Andy Demetra: Seven ACC players have averaged 17 points, eight rebounds and two assists over the past 25 years (Zion Williamson, Matt Harpring (twice), Jerry Stackhouse, Tim Duncan (twice), Craig Smith and Darius Songaila. Wright currently is at 18.0 ppg, 8.3 rpg and 2.3 apg.

Tweeted ESPN play-by-play announcer Anish Shroff following Tech's win over Syracuse: "@GTMBB's Moses Wright ranks in the ACC's top 5 in scoring, rebounding, blocks and steals. That's POY material. Not bad..."

Said ESPN analyst Paul Biancardi during Tech's Dec. 20 win over Delaware State: "A zero-star recruit out of high school maybe, but he's producing like a 5-star player."

Said ACC Network analyst Luke Hancock: "Moses Wright is a beast. He can do it all. He's emerging as a scorer, block shots, rebounder, will absolutely dunk it right on your head. He's an intimidator and plays with a lot of emotion as well."

### YEAR-BY-YEAR FOR WRIGHT

Year	PPG	RPG	FG%	3PT%	FT%	A/TO	MPG
2016-17	3.6	3.4	.307	.065	.543	17/29	16.6
2017-18	6.7	3.7	.470	.208	.489	23/34	18.5
2018-19	13.0	7.0	.531	.241	.617	28/82	30.4
2019-20	18.0	8.3	.542	.393	.670	51/33	35.9

## TECH NOTEBOOK

## Media Guidelines

Due to Covid-19 restrictions, all media access during the 2020-21 season, including non-game day sessions and post-game press conferences, will be conducted virtually via Zoom call.

The Yellow Jackets' student-athletes and coaches are generally available to the media prior to practices once prior to each game during the season. The practice schedule varies once the season begins, and media sessions will be scheduled and announced weekly.

**Georgia Tech's practices are closed to the public and the media even during normal times.**

Interview requests with student-athletes that need to be conducted at other times must be made through Mike Stamus in the communications office at least 24 hours in advance. These interviews will be scheduled around the student-athletes' availability and class schedule.

Media are asked not to contact student-athletes directly either by phone, text, social media or e-mail; they are instructed to refer media to the communications office. Every effort will be made to make players available when requested. Players are not available on game days until after the game.

## Interviewing Coach Pastner

Media wishing to speak with Coach Pastner at times other than scheduled media availabilities must notify Mike Stamus in the communications office in advance to make or confirm arrangements. He also is available each Monday on the ACC Teleconference beginning January 4.

## Post-Game Protocol

Each team will host its own postgame press conference via video teleconference. Georgia Tech will employ Zoom technology and provide a link to the media the day of each game.

## Josh Pastner Radio Show

Head coach Josh Pastner's weekly radio show airs each Monday from 7-8 p.m. on "680 the Fan" and 93.7 FM, beginning in December.

## ACC Coaches Weekly Teleconference

The 15 ACC head basketball coaches will be featured on nine Monday teleconferences during the 2019-20 season, beginning on January 4, and continuing through March 1. Each coach will have 10 minutes to make an opening statement and answer questions. There will be an instant replay of each teleconference on the Conference's internet site TheACC.com each Monday afternoon.

Coaches whose teams play on Monday in January and February are not required to participate in that day's call. Coaches who do not have a Monday game - Georgia Tech is one - will be on every Monday at the same time. The teleconference schedule for each Monday will differ for the other head coaches, depending on what teams play that Monday night.

Contact Andy Fledderjohann at the ACC media relations office (afledder@theacc.org) for the call-in number and for questions on the schedule.

## Be Like Mike

Sophomore guard Michael Devoe, the highest-rated high school prospect Georgia Tech has recruited under Josh Pastner until this fall, steadily improved over the course of his freshman season and made a quantum leap for the Yellow Jackets as a sophomore, finishing No. 7 in the ACC at 16.0 points per game and No. 5 in field goal percentage (47.6).

He's warmed back up to that level in ACC play this season. The 6-5 guard has averaged a team-high 15.9 points in ACC games, scoring a season-high 29 points at Miami, 21 and 19 points in two games against Florida State, 22 at home against Clemson, 20 in its win over North Carolina, 17 against Wake Forest and Louisville, 19 against Notre Dame, 23 at Clemson and 18 against Syracuse.

He has led the ACC in three-point percentage in conference play at times this season, currently No. 2 at 40.4 percent, and ranks No. 3 in threes per game (2.50). He drained a career-high seven threes at Miami in 11 attempts, and had a 6-for-7 game Jan. 20 against Clemson.

For his career, Devoe has connected on 40.1 percent of his three-point tries, and has hit 42.6 percent in ACC games.

He passed 1,000-point career milestone with his 13-point game Feb. 14 against Pittsburgh and is No. 40 on Tech's all-time list (1,082).

## Takeaways Over Rejection

Not only has Georgia Tech cut down on its own turnovers this season, it has become one of the nation's best teams at creating turnovers as a way of generating offense. It has been a by-product of playing a smaller lineup that lacks a rim protector.

Tech's center has made the ACC's All-Defensive Team each of the last four years - Ben Lammers (2017, 2018) and James Banks III (2019, 2020), both of whom lead the conference in blocked shots. If Tech has a representative this year, it likely will be Jose Alvarado, who leads the ACC in steals.

Tech is No. 2 in the ACC in steals in conference games (9.06 per game), with Jose Alvarado and Moses Wright No. 1 and 6 individually. Tech remains No. 1 in most turnovers forced (15.19 per game).

The Jackets are No. 5 nationally in steal percentage and No. 40 in turnover percentage, according to KenPom.com. Those takeaways have directly boosted Tech's scoring.

Year	TO Forced	Steals	Pts/TO	FBrk Pts	Blocks
2019-20	13.9 pg	7.1 pg	14.9 pg	10.2 pg	4.6 pg
2020-21	15.4 pg	9.0 pg	18.7 pg	13.6 pg	3.5 pg

## Build the Wall

Due to its ability to play both zone and man-to-man and keep opponents off-balance, Georgia Tech has been able to rely on its mixture of defenses to win games over Josh Pastner's first four seasons at Georgia Tech.

After giving up 205 points against Georgia State and Mercer, Tech has gone on to limit 11 of its last 20 opponents to less than one point per possession, seven of them in the ACC (Wake Forest 0.772, North Carolina 0.955, Florida State 0.886, Virginia 0.993, Pittsburgh 0.985, Miami 0.877, Virginia Tech 0.936, Duke 0.981).

The Jackets are currently No. 57 nationally according to KenPom.com in defensive efficiency (95.2), and have a 100.3 rating in ACC games (fifth-best).

## Wire-to-Wire

Though he has expanded his bench to reflect the growing level of talent within the program, head coach Josh Pastner remains committed to a tight playing rotation when conference play rolls around, reminiscent of the way Bobby Cremins coached the Yellow Jackets over his 19 seasons.

Tech currently ranks No. 337 in percentage of minutes played by reserves (19.3). Jose Alvarado and Moses Wright rank No. 30 and No. 52 nationally in percentage of minutes

used. Between them, Alvarado and Wright have eight complete games this season.

Tech's highest ranking in bench minutes under Josh Pastner came in 2017-18, when the Jackets ranked No. 89 at 33.5 percent. They have not ranked higher than No. 210 in any other year under Pastner.

## BENCH MINUTES UNDER PASTNER

Year	Pct.	Nat'l Rank	Natl Avg.	Vs. ACC
2020-21	19.3	337	31.3	na
2019-20	26.5	267	30.3	na
2018-19	33.5	89	30.3	na
2017-18	30.1	210	31.5	na
2016-17	24.6	323	31.9	na

## Burning at Both Ends

Georgia Tech has lived and succeeded by playing excellent defense during its four-plus years under Josh Pastner, but behind their guard combo of Jose Alvarado and Michael Devoe, the Yellow Jackets have risen to become one of the better offensive teams in the ACC.

In the KenPom.com rankings, Tech currently holds its highest offensive efficiency rating (113.8) and national ranking (20) under Pastner, and ranks No. 41 in effective field goal percentage (53.9) and No. 32 in lowest turnover percentage (16.1). The Jackets have done this relying more on the three-point shot than they did last season (37.9 percent of their FGA are threes compared to 29.6 percent last season).

Without relying a great deal on three-point shooting last season, Tech ranked No. 171 nationally with a 103.1 offensive efficiency rating, and No. 157 with a 49.8 percent effective field goal percentage.

## 3-POINT RELIANCE UNDER PASTNER

Percentage of 3FA/FGA according to KenPom.com

Year	3PA/FGA	Nat'l Rank
2016-17	24.6%	349
2017-18	27.7%	335
2018-19	33.4%	303
2019-20	29.6%	324
2020-21	37.9%	171

## Assisted Living

Georgia Tech coach Josh Pastner preached and prodded his Yellow Jackets on ball and player movement and hard cutting from the first time he got his team on the practice court. His primary measuring stick on how well the Jackets perform offensively is their ratio of assists to made field goals.

Tech has consistently been above the national average and maintained a high rate in ACC games. The Jackets currently rank No. 33 nationally at 59.1 percent. They hold the second-highest mark in ACC games (59.8 pct.).

**Tech's top assists-to-made field goals ratios:** 1987-88 - 68.3; 1988-89 - 65.9; 1986-87 - 65.8; 1992-93 - 65.0; 1985-86 - 64.8; 2000-01 - 62.9; 1999-00 - 62.9; 2016-17 - 62.6.

## ASSISTS TO MADE FG UNDER PASTNER

Year	A/FGM	Nat'l Rank	Natl Avg.	Vs. ACC
2020-21	59.1	33	51.9	na
2019-20	53.3	139	51.5	58.0
2018-19	57.4	46	51.9	56.4
2017-18	54.3	119	52.3	53.9
2016-17	62.4	13	52.4	63.2

## The Pause Nobody Wanted

Four of Georgia Tech's January ACC games were postponed due to COVID-19 protocols prior, matching the longest layoff (16 days between games) in program history.

The last such break occurred the 1982-83 season, when



# TECH NOTEBOOK

## Career Games With ...

Double-Figure Points	2020-21	Career
Jose Alvarado	17	67
Michael Devoe	17	55
Khalid Moore	2	7
Bubba Parham	6	+65
Kyle Sturdivant	1	#2
Jordan Usher	14	*32
Moses Wright	19	50

+includes 53 at VMI; \*includes 10 at USC; #includes 1 at USC

20-plus Points	2020-21	Career
Jose Alvarado	8	26
Michael Devoe	6	18
Bubba Parham	--	24
Jordan Usher	1	*3
Moses Wright	10	13

30-plus Points	2020-21	Career
Michael Devoe	1	1
Bubba Parham	0	9
Moses Wright	2	3

10-plus Rebounds	2020-21	Career
Jose Alvarado	1	2
Michael Devoe	1	1
Jordan Usher	1	1
Moses Wright	7	15

Double-Doubles	2020-21	Career
Jose Alvarado	1	2
Michael Devoe	1	1
Jordan Usher	1	1
Moses Wright	7	14

## Tech in ACC Rankings

All Games	Player	#	Rank
Scoring average	Moses Wright	18.00	3
	Jose Alvarado	15.68	8
	Michael Devoe	14.73	12
Rebounding	Moses Wright	8.32	3
Field goal pct.	Moses Wright	.542	3
	Jose Alvarado	.510	5
	Michael Devoe	.426	13
Free throw pct.	Jose Alvarado	.877	1
	Moses Wright	.670	15
3-point FG made	Michael Devoe	2.27	8
	Jose Alvarado	1.91	15
Assists	Jose Alvarado	4.14	6
	Michael Devoe	3.23	13
Assist/TO ratio	Jose Alvarado	1.98	7
	Michael Devoe	1.25	13
Blocked shots	Moses Wright	1.73	6
Steals	Jose Alvarado	2.82	1
	Moses Wright	1.55	4
	Jordan Usher	1.59	9
Offensive rebounds	Moses Wright	3.23	3
Defensive rebounds	Moses Wright	5.09	11
Minutes Played	Jose Alvarado	36.92	3
	Moses Wright	35.91	5
	Michael Devoe	34.46	11

ACC Games	Player	#	Rank
Scoring average	Moses Wright	16.94	5
	Michael Devoe	15.88	9
	Jose Alvarado	14.63	12
Rebounding	Moses Wright	8.31	5
Field goal pct.	Moses Wright	.528	5
	Jose Alvarado	.524	7
	Michael Devoe	.440	13
Free throw pct.	Michael Devoe	.759	9
3-point FG pct.	Michael Devoe	.404	2
3-point FG made	Michael Devoe	2.50	3
Assists	Jose Alvarado	4.19	6
	Michael Devoe	2.94	t13
Assist/TO ratio	Jose Alvarado	2.03	8
Blocked shots	Moses Wright	2.00	5
Steals	Jose Alvarado	3.06	1
	Moses Wright	1.56	16
	Jordan Usher	1.50	8
Offensive rebounds	Moses Wright	3.13	4
Defensive rebounds	Moses Wright	5.19	11
Minutes Played	Jose Alvarado	37.91	2
	Moses Wright	35.95	3
	Michael Devoe	34.97	10

Through games of March 3

coach Bobby Cremins' second Tech team, led by freshman Mark Price, went 16 days between games (Dec. 18 to Jan. 4). Tech has five in-season breaks of 14 days or longer all-time, all of them around the Christmas holiday.

Only two of Georgia Tech's five postponed ACC games were rescheduled and played, at Louisville (Feb. 1) and at home against Pitt (Feb. 14). The Yellow Jackets' games at Notre Dame (originally Jan. 6) and NC State (Jan. 16) and the home game against Boston College (Feb. 17) will not be made up unless a cancellation occurs this week. Tech also had a non-conference game at UAB (Dec. 23) cancelled due to COVID concerns with the Blazers.

## LONGEST LAYOFFS

Season	Dates	#Days b/t Games
2020-21	Jan. 3-20	16
1982-83	Dec. 18-Jan. 4	16
1953-54	Dec. 12-28	15
1948-49	Dec. 22-Jan. 7	15
1945-46	Dec. 20-Jan. 4	14

## Three Freshmen Join 2020-21 Squad

Georgia Tech filled all three of its available scholarships for this season, signing four-star 7-1 center **Saba Gigiberia**, three-star 6-2 guard **Tristan Maxwell** and three-star 6-9 forward **Jordan Meka**.

Gigiberia, originally from Tbilisi in the Republic of Georgia, attended Prolific Preparatory School in Napa, Calif., after a year at Findlay Prep in Las Vegas, Nev. He has represented Georgia in the FIBA U16 and U18 European Championships.

Meka, originally from Yaounde, Cameroon, has attended Mt. Bethel Christian Academy in Marietta, Ga., since ninth grade, and has made all-state teams the last three years and is the school's all-time leading scorer, rebounder and shot-blocker.

Maxwell, the son of 13-year NBA veteran Vernon Maxwell, led class 4A in three-point shooting last season at North Mecklenburg High School in Huntersville, N.C. He is the school's all-time leading three-point shooter and scorer, and was the consensus North Carolina Player of the Year in 2019-20.

## Transfers Howard, Sturdivant Eligible Immediately

Georgia Tech added two players with high-major college experience when 6-10 forward Rodney Howard and 6-2 guard Kyle Sturdivant, both of whom prepped in the state of Georgia, transferred into the Tech program from Georgia and Southern California, respectively, following the 2019-20 season.

Both players were granted immediately eligibility by the NCAA and have three seasons to play for the Yellow Jackets.

Howard, who played 24 games last year and was the second-leading shot-blocker for the Bulldogs, adds experience a young post group that includes freshmen Saba Gigiberia and Jordan Meka.

Sturdivant, who played 21 games at USC before his season ended abruptly due to the death of his father, joins a deep and talented group of guards.

## Pre-Season Storylines

• **Core group returns** - Georgia Tech returned four of its five starters and seven of its eight primary rotation players in 2020-21. Tech's returning players combined for 125 starts and 79.7 percent of Tech's minutes in 2019-20.

• **Firepower returning** - Tech returned its top three scorers from last season - Jose Alvarado, Michael Devoe and Moses Wright - who accounted for 56.2 percent of its points, 36.1 percent of its rebounds and 43.7 percent of its minutes.

• **Get old and stay old** - Tech's core group of returning players includes four seniors and two juniors.

• **Reinforcements** - Tech added three freshmen rated the nation's No. 51 recruiting class by 247Sports - 6-3 high-scoring guard Tristan Maxwell from North Mecklenburg High

School in Charlotte, N.C., 6-9 post player Jordan Meka from Mt. Bethel Christian Academy in Kennesaw, Ga., and 7-1 post player Saba Gigiberia from Prolific Prep Academy in California.

• **Boomerang boys** - All four of the transfers on Georgia Tech's roster are from the Atlanta metropolitan area or went to high school here - Rodney Howard (Alpharetta/Centennial HS), Bubba Parham (Snellville/Brookwood HS), Kyle Sturdivant (Norcross/Norcross HS) and Jordan Usher (Canton/Wheeler HS). Tech graduated two others last season - James Banks III (Decatur, Ga., transferred from Texas) and Shembari Phillips (Atlanta, Ga., transferred from Tennessee).

• **106th season** - Georgia Tech is playing its 106th season of basketball in 2020-21 and began the season with an all-time record of 1,393-1,258 (22 wins and one loss from the 2016-17 and 2017-18 seasons were vacated by the NCAA Committee on Infractions).

• **Tech in ACC play** - This is Tech's 42nd season as a member of the Atlantic Coast Conference, having won the conference championship in 1985, 1990 and 1993. Prior to that, Tech competed in the Metro Conference for three seasons from 1975-78, was an independent from 1964-75, and was a member of the Southeastern Conference for 32 years from 1932-64, winning one title in 1938.

• **63** - Total years of full-time experience on Division I staffs for Tech's coaching staff.

• **Rise above** - The Yellow Jackets once again outperformed pre-season projections in 2019-20, finishing in fifth place in the ACC after being picked to finish 12th in the official poll of ACC media. Last season, Tech finished 10th in the ACC after being projected to finish no higher than 13th in the preseason. Tech also outperformed projections in 2016-17, finishing 11th after being picked to finish 14th in Josh Pastner's first season. *The Jackets have been picked to finish ninth in 2020-21.*

• **Never on Tuesday** - Because Georgia Tech dropped the appeal of its postseason ban by the NCAA, it did not play in the ACC Tournament. It is worth noting, however, that the Yellow Jackets' fifth-place regular-season finish would have given them a first-round bye for the first time since the conference expanded to 15 teams.

• **The News at 11** - Tech achieved double-digit ACC wins for the first time since the Yellow Jackets went 13-3 to win the 1995-96 regular season title in the ACC. Tech has won 10 or more ACC games only three times in its 41-year history in the conference.

• **Winning** - Tech's last winning record in the ACC before last season was 2003-04 (9-7), and the Jackets have posted only seven such seasons in 41 years in the league.

• **Home stretch** - Georgia Tech won its final seven home games (six of them ACC games) after starting the season 3-6 within the confines of McCamish Pavilion. Tech's six-game home ACC win streak was its longest since the Jackets went 8-0 at home in the conference in 1995-96.

• **More snacks** - Tech finished 5-5 on the road in the ACC, having defeated NC State, North Carolina, Boston College, Wake Forest and Clemson. The last time Tech won five conference road games was 1995-96 (5-3), when the Jackets finished 13-3 overall and won the ACC regular season title. It is the only other time Tech has won as many as five ACC road games.

• **ACC honors** - Jose Alvarado (All-ACC third team), Michael Devoe (honorable mention All-ACC), James Banks III (ACC All-Defensive team for the second time).

• **Offense catches up to defense** - Tech finished the regular season No. 17 in the nation in defensive efficiency, according to KenPom.com, and with its best rankings in offensive efficiency and adjusted tempo in the Yellow Jackets' four years under Josh Pastner. Tech improved its overall field goal percentage in ACC games over 2018-19 by 3.6 percent, and its three-point rate by 3.5 percent.

• **A make-or-miss game** - After ranking near the bottom of the ACC in shooting over the first three years under

## TECH NOTEBOOK

## McCamish Pavilion 411

**Name:** McCamish Pavilion (mc-CAME-ish), named for Atlanta insurance executive Hank McCamish who gave the lead gift for the facility

**Capacity:** approximately 8,600 (6935 court level, 1665 balcony level)

**Cost:** \$50 million

**Contractor:** Whiting-Turner

**Architect:** Populous

**Cremins Court:** the court remains named for the former Tech head coach

**Alexander Courtyard:** located at the Fowler Street entrance, honors the former Tech director of athletics and the history of the former Tech home arena named for him

**Grand entrance:** 10th and Fowler Streets, foyer includes graphic representations of retired jerseys and Tech's two Final Four appearances

**Other entrances:** West entrance off Fowler Street (students and media), East entrance from main arena parking (for club patrons)

**Features:** center-hung scoreboard and video boards, mezzanine fascia ribbon boards, theatrical lighting, primarily chairback seating, club area

## Facts and Dates

- 2,500 cubic yards of concrete removed
- 3,000 cubic yards of concrete installed
- 500 tons of new steel installed
- Over 1 mile of new railing installed
- 20,000 gallons of paint used
- 2,000 feet of new mechanical piping
- 2,500 feet of new ductwork
- \$4M in new audio-visual and scoreboards
- 50 TV's throughout the concourse and Callaway Club
- Farthest distance material has traveled to get on site: 4,835 miles
- Shortest distance material has traveled to get on site: 1 mile
- Number of Tech alumni involved in the project: over 100
- Number of days construction took: 520
- Number of 1950's old style Coke bottles found while installing the underground foundations: 11
- Number of new staircases: 13
- Number of new sports lights for the competition floor: Over 300
- 270-degree court view from concourse

**Groundbreaking:** May 5, 2011

**Opening:** October, 2012

**First public event:** Oct. 21, 2012 - Jacket Jam (men's and women's scrimmages)

**First men's game:** Nov. 9, 2012 vs. Tulane

**Head coaches:** Brian Gregory of Georgia Tech, Ed Conroy of Tulane

**Officiating crew:** Karl Hess, Gary Maxwell, Raymond Styons

**TV announcer crew:** Tom Werme, Cory Alexander (ACC Network)

**First Tech points:** Marcus Georges-Hunt (2 FT, 18:13, 1st half)

**First basket:** Tulane's Josh Davis (18:44, 1st half)

**Attendance:** 8,600 (sellout)

**First women's game:** Nov. 11, 2012 vs. Tennessee

*Tech played 55 seasons in Alexander Memorial Coliseum, compiling a record of 556-194 (.741). Miami was the last team to play Tech there, a game Tech won, and was the first ACC team to play in McCamish Pavilion, which Miami won. For the 2011-12 season, Tech played its home games at Philips Arena and the Arena at Gwinnett.*

Josh Pastner, Georgia Tech finished 2019-20 ranked No. 2 in the ACC in field goal percentage (46.2) against the conference, No. 6 in three-point percentage (34.1) and No. 9 in scoring (69.85). **See chart on page 4.**

• **More balanced** - Tech ranked ninth in the ACC in scoring average in conference games (69.85) and sixth in scoring defense (69.20). The Jackets have typically ranked near the top in defense (average ranking 4.3) and near the bottom in offense (14.3) the last three seasons. Tech also ranked near the middle in offensive (9th) and defensive efficiency (5th) against the league, according to KenPom.com.

• **Defending the arc** - Tech finished the season with a program record in 3-point field goal percentage defense (28.5 pct.), beating the 2004 Final Four team mark of 29.74 pct. ACC foes shot 29.2 percent against the Jackets, just shy of the mark of 29.0 percent yielded by the 2007-08 team.

• **Clamping down** - Tech won its final six ACC games at home (NC State, Virginia Tech, Louisville, Clemson, Miami, Pittsburgh), holding all five to less than 60 points (57.7 ppg) and limiting them to 36.7 percent shooting from the floor, 18.1 percent from three-point range. **See chart on page 6.**

## Building Depth

The upward progress of Georgia Tech's program is evident in the development of its last three classes, each of whom has played significant minutes and made significant contributions on the ACC level. Though not highly-rated in terms of rankings, the players have a wide range of skills and have developed into consistent conference-level performers for the next couple of years.

a. The 2017-18 class of Jose Alvarado, Evan Cole and Moses Wright combined to start 152 games, and contributed 31.8 points, 11.0 rebounds and 76.5 minutes per game last season (Cole graduated and transferred after last season).

b. The 2018-19 class of Michael Devoe, Khalid Moore and Kristian Sjolund combined to start 117 games, and contributed 19.5 points, 6.0 rebounds and 50.4 minutes last season (Sjolund redshirted before transferring to UTEP after last season).

c. James Banks III, who transferred from Texas, and Jordan Usher, a transfer from Southern California, started 54 games, contributed 17.7 points, 12.0 rebounds and played 56.2 minutes per game in 2019-20.

## Five-Star Player Development

Notable player development successes over the past four seasons include Josh Okogie, Ben Lammers, Tadic Jackson, Abdoulaye Gueye, James Banks III, Jose Alvarado, Moses Wright and Michael Devoe, who maximized their skill sets and their production under the current coaching staff.

Okogie went from being ranked 11th in the state as a HS senior to a first-round NBA draft pick. Gueye, a 6-9 forward, developed from a project player into an ACC-level contributor in the first two seasons with the current staff. Graduate transfer Brandon Alston had similar statistical numbers at the ACC level as he compiled in two seasons at Lehigh.

Banks, a 6-10 center, made the ACC's All-Defensive team twice in two years and finished his career No. 8 in blocked shots at Tech. Wright blossomed at the end of the 2018-19 season and doubled his scoring and rebounding averages in 2019-20 over his sophomore year. Devoe added more than six points to his scoring average and ranked among the top five in the ACC in field goal and three-point percentage.

## Tech Inks 16th-Ranked Recruiting Class

Georgia Tech signed its highest-rated class in nine years during the November signing period when four-star guards Dallen "Deebo" Coleman and Miles Kelly, as well as three-star forward Jalon Moore, put their names on letters-of-intent to join the Yellow Jackets.

The three-player class is rated the 17th-best in the

## Georgia Tech By the Numbers

1	SEC Championships
1	NCAA Post-Graduate Scholar
1	Naismith Award winner
2	Final Four appearances
2	ACC regular-season titles
2	ACC Players of the Year
2	National Freshmen of the Year
3	ACC Championships
3	Years a Member of the Metro Conference
5	First-team All-America players
6	Jersey numbers retired
6	Academic All-Americans
7	NCAA Sweet 16 appearances
8	Wins over teams ranked No. 1
8	NBA lottery picks
12	ACC Rookie of the Year honorees
14	Head coaches in program history
16	NCAA Tournament berths
19	NBA first-round draft picks
24	Total postseason berths (NCAA and NIT)
32	Years a Member of the SEC
40	Years a Member of the ACC
47	Players taken in the NBA Draft
49	Players selected All-ACC
228	Weeks ranked in either AP or Coaches Poll

nation and third-best in the Atlantic Coast Conference according to the 247Sports composite team rankings. Coleman, a 6-6 guard from Callahan, Fla., at No. 48 nationally, is the highest-rated player to sign with Tech during the tenure of head coach Josh Pastner. Kelly, a 6-5 guard from Lilburn, Ga., is No. 108 according to 247Sports but as high as No. 98 according to Rivals. Moore, a 6-6 forward from Gardendale, Ala., holds a 247Sports ranking of No. 137.

Coleman and Kelly are both among the nominees for the 2021 McDonald's All-American Game.

It is the first time since 2012 that Georgia Tech has signed as many as three players ranked among the nation's top 150 in the 247Sports ranking. Tech's 2012 recruiting class included four-star forwards Marcus Georges-Hunt and Robert Carter, Jr., and was rated the nation's 10th-best. The Jackets had the nation's 11th-ranked class in 2009, a six-player group highlighted by forward Derrick Favors, the nation's top-ranked prospect, and guard Mfon Udofia.

## Winning Starts at Home

Georgia Tech and head coach Josh Pastner have made a priority of making McCamish Pavilion a real homecourt advantage for the program, and the Yellow Jackets made a good start on that by setting a program record for wins at home (17) in 2017-18, including a 7-2 ACC record and two NIT victories.

Tech is 28-16 against ACC teams at home under Pastner, and that includes a 8-9 mark against ranked opponents.

Tech is 58-23 overall at McCamish Pavilion under Pastner, 101-53 since the building opened for the 2012-13 season.

## Welcome to The Hank

Georgia Tech is playing its ninth season in McCamish Pavilion, which was essentially brand new when it opened for the 2012-13 season. The only physical elements of McCamish Pavilion that remain from the venerable Alexander Memorial Coliseum are the roof and the 32 steel ribs that support it.

The capacity of McCamish Pavilion is 8,600, including 1,665 seats in the new balcony level and 6,935 seats in the lower seating bowl. There are no suites, but there is a club area

# TECH NOTEBOOK

that seats 500. Alexander Memorial Coliseum seated 9,191 spectators in its final configuration.

The most impressive features of McCamish Pavilion are its grand entrance, which fronts 10th and Fowler Streets, the ability for patrons to view the court from the main concourse all the way around, and the theatrical lighting system, which concentrates light on the court while leaving the seating areas dark, modeled after the Staples Center in Los Angeles and Madison Square Garden in New York.

Tech played 55 seasons in Alexander Memorial Coliseum, compiling a record of 556-194 (.741). Miami was the last team to play Tech in Alexander Memorial Coliseum, a game Tech won, and was the first ACC team to play in McCamish Pavilion on Jan. 5, which Miami won. For the 2011-12 season, Tech played its home games at Philips Arena and the Arena at Gwinnett.

## Four Tech Alumni on NBA Rosters

Since 1982, Georgia Tech has produced 19 first-round NBA draft picks and 46 draft picks overall. A total of 40 Georgia Tech alumni have played in the NBA.

Four former Georgia Tech basketball stars are currently on NBA rosters, including nine-year veteran Iman Shumpert, who was signed by the Brooklyn Nets, his fifth NBA team, at the end of January after a year unsigned.

**Josh Okogie**, drafted 20th overall by the Minnesota Timberwolves in 2018, is in his third season with the team.

**Thaddeus Young**, a 14-year NBA veteran, is in his second season with the Chicago Bulls following three full seasons with the Indiana Pacers, seven seasons in Philadelphia, one in Minnesota and two in Brooklyn.

**Derrick Favors**, an 11-year veteran, has returned to the Utah Jazz after spending the 2019-20 campaign with the New Orleans Pelicans. He emerged as a key figure in his previous nine-year stint, but became a free agent after the 2018-19 season and signed with New Orleans.

## Arts and Letters

Georgia Tech placed seven members of its team on the fall semester Dean's List, a high for one semester for the program - seniors **Jose Alvarado**, **Shaheed Medlock** and **Malachi Rice**, and sophomores **Niko Broadway**, **Rodney Howard**, **Jehloni James** and **Kyle Sturdivant**.

Beginning with Moe Miller and Lance Storrs in the summer of 2011, every four-year senior in the Georgia Tech program has graduated, with the exception 2019 senior Ben Lammers, who is playing pro ball overseas and needs to complete one course.

Ten different Georgia Tech players have made the ACC All-Academic team since it was established in 2011, with Marcus Georges-Hunt and Tadic Jackson making it twice.

Tech's men's basketball team has recorded the highest Academic Progress Report scores the last five years since the NCAA began tracking academic performance in 2004-05. The Jackets scored a perfect team single year APR score of 1000 three straight years from 2011-13.

## BASKETBALL GRADUATES

2012 - Derek Craig, Nick Foreman

2013 - Mfon Udofia, Pierre Jordan (Master's), Brandon Reed

2014 - Kammeon Holsey, Daniel Miller, Jason Morris

2015 - Robert Sampson

2016 - Marcus George-Hunt, Travis Jorgenson

2017 - Josh Heath, Corey Heyward, Kellen McCormick (Master's), Jordan Price (Master's), Rand Rowland, Quinton Stephens

2018 - Tadic Jackson, Ben Lammers (has one course to complete)

2019 - Abdoulaye Gueye, Sylvester Ogbonda, Brandon Alston (Master's)

2020 - Evan Cole, Shembari Phillips

## Tech's NCAA Tournament History

Georgia Tech has played in the NCAA Tournament 16 times in its history. Fifteen of those appearances have occurred from 1985 to the present, 10 under head coach Bobby Cremins and five under Paul Hewitt.

Tech has a record of 23-16 in NCAA Tournament play, highlighted by its 2004 trip to the NCAA title game as well as a Final Four berth in 1990. The Yellow Jackets have reached the NCAA Sweet 16 seven times (1960, 1985, 1986, 1990, 1992, 1996, 2004).

The 2004 and 2005 appearances were Tech's' first back-to-back appearances since Bobby Cremins led the Institute to the Big Dance nine straight years from 1985-93.

Georgia Tech has won at least one game in 11 of its 16 NCAA Tournament appearances.

## Tech's ACC Tournament History

Georgia Tech has played in 40 ACC Tournaments, and has a 26-37 all-time record in the event. The Yellow Jackets have won three championships, in 1985 (Atlanta), 1990 (Charlotte) and 1993 (Charlotte).

Tech has been a runner-up four times (1986, 1996, 2005, 2010). The 1986, 1996 and 2010 runs to the finals occurred in Greensboro. Tech also made the finals in 2005 at the Verizon Center in Washington, D.C.

Tech was 0-2 in the ACC Tournament under coach Dwane Morrison, 15-16 under Bobby Cremins (including all three titles), 9-11 under Paul Hewitt (runner-up in 2005 and 2010), 2-5 under Brian Gregory, and 0-3 under Josh Pastner.

Tech did not play in the 2020 tournament while serving an NCAA postseason ban.



## BIO UPDATES

## Head Coach Josh Pastner • 5th season

After guiding Memphis to five post-season berths in seven seasons as the Tigers' head coach, Josh Pastner became Georgia Tech's 14th head basketball coach on April 8, 2016.

Implementing a high-energy style of play and creative offensive and defensive schemes, and building the Jackets' talent base for the future, Pastner has established the Yellow Jackets as one of the top defensive teams in the nation, while he and his staff have steadily improved the team's offense to be ranked in the top half of the Atlantic Coast Conference.

Pastner has tirelessly promoted the program on campus and throughout the city of Atlanta in an effort to re-create the major homecourt atmosphere that surrounded the Yellow Jackets throughout the 1980s, 1990s and into the middle of the 2000s. The result has been numerous wins, high excitement and 13 sellouts in four seasons at McCamish Pavilion.

Four of his players - guards Josh Okogie, Jose Alvarado and Michael Devoe, as well as centers Ben Lammers and James Banks III - have earned Atlantic Conference honors during his tenure. Okogie, in particular, developed from an under-the-radar high school prospect into a highly-regarded NBA prospect, having been selected 20th in the 2018 NBA Draft, while Lammers has had a successful first two years as a pro in Europe.

In year four of Pastner's rebuilding of the Tech program, the Yellow Jackets posted a 17-14 record in 2019-20, winning nine of its last 12 games, including six of the last seven. Tech finished with the program's first winning ACC record since 2004, its highest ACC finish since 2005 (fifth) and its most conference victories (11-9 record) since 1996.

The Jackets ranked No. 17 in the nation in defensive efficiency while finishing ninth in the ACC in scoring against league teams, second in field goal percentage and sixth in three-point percentage.

Three players - guards Jose Alvarado (All-ACC third team), Michael Devoe (All-ACC honorable mention) and center James Banks III (ACC All-Defensive team) - earned conference honors.

In his first season at the helm, his Yellow Jacket team defied all pre-season expectations by reaching the post-season and advancing to the finals of the National Invitation Tournament. Tech earned victories over No. 9 North Carolina, No. 6 Florida State and No. 14 Notre Dame (later vacated by the NCAA Committee on Infractions), who all finished among the top four in the ACC regular season. He was named Coach of the Year in the ACC and in NABC District 2.

Two of his players earned all-Atlantic Coast Conference honors; junior center Ben Lammers was named second-team All-ACC and ACC Defensive Player of the Year, while freshman guard Josh Okogie was named to the ACC All-Freshman team.

Though hampered by several significant injuries and other issues in 2017-18, Tech still was able to knock off a pair of top-25 teams while Lammers and Okogie again earned conference honors, and Okogie developed into an NBA first-round draft choice. In 2018-19, the Yellow Jackets picked up significant road wins at Arkansas, Syracuse and NC State, each of whom made post-season play.

Pastner, 43, compiled a 167-73 record over seven seasons as the head coach at Memphis, where the Tigers earned bids to the NCAA Tournament four times. He tied for the 10th most wins for a head coach in his first seven seasons in Division I basketball history, and was the second winningest active coach under the age of 40 in NCAA Division I at the time.

Despite his young age, Pastner has been involved in basketball at the Division I level for 22 years, as a player and an assistant coach at Arizona, and as an assistant coach and the head coach at Memphis. He has been a part of teams that have won 541 games, played in 17 NCAA Tournaments and 19 total post-season events. Teams he has been involved with have won 12 conference tournament or regular-season championships, advanced to seven Sweet Sixteens, five Elite Eights, two Final Fours and two NCAA championship games.

As an NCAA head or assistant coach and an AAU head coach, he has coached nearly 25 NBA draft selections.

Pastner's Memphis teams averaged 23.9 wins per season and compiled a conference regular-season record of 82-36, including a conference winning streak of 28 games. The Tigers went 11-4 in Conference USA and American Athletic Conference tournaments, including three championships.

He guided Memphis to five post-season berths, the NIT in 2010 and the NCAA Tournament in 2011, 2012, 2013 and 2014. Pastner twice won Conference USA Coach of the Year honors (2010, 2013) by various organizations and news media.

Pastner was born in Glen Dale, W.Va., and grew up in Kingwood, Texas. He earned his bachelor's degree in family studies in December of 1998, in just two and a half years, from Arizona and his master's degree in teaching and teacher education from Arizona in December of 1999, all while lettering four years in basketball under head coach Lute Olson.

He married the former Kerri Lamas of Sierra Vista, Ariz., in 2009. He has a stepson (Ethan) and three daughters, Payten, Kamryn and Harper.

## Pastner as a Head Coach

Season	School	Overall	Conference	Postseason
2009-10	Memphis	24-10	13-3/2nd	NIT second round
2010-11	Memphis	25-10	10-6/4th	NCAA Tournament
2011-12	Memphis	26-9	13-3/1st	NCAA Tournament
2012-13	Memphis	31-5	16-0/1st	NCAA Tournament, round of 32
2013-14	Memphis	24-10	12-6/3rd	NCAA Tournament, round of 32
2014-15	Memphis	18-14	10-8/5th	
2015-16	Memphis	19-15	8-10/7th	
<b>at Memphis</b>	<b>7 years</b>	<b>167-73</b>	<b>82-36</b>	
2016-17	Georgia Tech	! 21-16	! 8-10/11th	NIT finals!
2017-18	Georgia Tech	! 13-19	6-12/13th	
2018-19	Georgia Tech	14-18	6-12/10th	
2019-20	Georgia Tech	17-14	11-9/5th	
2020-21	Georgia Tech	14-8	10-6/8th	
<b>at Georgia Tech</b>	<b>5th year</b>	<b>! 79-75</b>	<b>! 41-49</b>	
<b>Career</b>	<b>12th year</b>	<b>! 246-148</b>	<b>! 123-85</b>	

! On-court record (22 wins and one loss from 2016-17 and 2017-18 seasons, as well as Tech's NIT appearance, vacated by the NCAA Committee on Infractions)

## Pastner Resume

- Head coach, Georgia Tech (2016-present)
- Head coach, Memphis (2009-16) - 4 NCAA Tournaments, 1 NIT, 4 Conference USA titles
- Assistant coach under John Calipari, Memphis (2008-09) - NCAA Sweet 16, C-USA champions
- Assistant coach under Lute Olson, Arizona (2002-08) - 6 NCAA Tournaments, 2 Pac-10 titles
- Basketball staff assistant under Lute Olson, Arizona (2000-02) - Pac-10 champions in 2002
- Played collegiately for Lute Olson, Arizona (1996-2000) - 4 NCAA Tournaments, 1997 National Champions, 2 Pac-10 titles

## Also on the Bench

## ERIC REVENO

## Associate Head Coach • 5th year at Tech

Eric Reveno, who served 10 years as the head coach at the University of Portland, joined Josh Pastner's men's basketball staff in May, 2016. He was promoted to associate head coach on Nov. 1, 2019.

The former post player oversaw one of the Yellow Jackets' great successes in 2016-17 in the development of 6-10 center Ben Lammers, who became a second-team All-ACC performer and the conference's Defensive Player of the Year. He also helped transfer James Banks III develop into one of the ACC's top defensive players, making the ACC's All-Defensive team twice.

Reveno's penchant for analytics has led the Jackets to adopt advanced new methods and technologies to help the team's performance, such as the new Noah shot-tracking systems in the Zelnak Practice Facility and the McCamish Pavilion main floor, along with other analytics and data-gathering methods. In addition to recruiting, player development, on-court coaching, scouting and game-planning, Reveno also handles budget management, staff organization and game scheduling for the program.

Reveno, 54, and his wife, Amanda, have two children: Katie (16) and Andrew (13).

## JULIAN SWARTZ

## Assistant Coach • 5th year at Tech

A 17-year coaching veteran, including 10 years on the NCAA Division I level, Julian Swartz was named an assistant coach on Josh Pastner's staff in August of 2018.

Swartz, 40, is responsible for on-court development of Tech players and focuses his efforts on the Yellow Jackets' defensive schemes as well as handle recruiting responsibilities. He helped guide Tech's defense to a national ranking of No. 37 in efficiency in 2018-19 and No. 17 in 2019-20, according to KenPom.com, and the Yellow Jackets also ranked among the top 15 in effective field goal percentage and three-point defense.

Swartz's efforts have been central to the Jackets' last two recruiting classes, and he has been ranked No. 6 among college basketball recruiters by 247Sports. Tech's 20201 class of guards Dallan "Deebo" Coleman and Miles Kelly and forward Jalon Moore was ranked the 17th-best in the nation.

## ANTHONY WILKINS

## Assistant Coach • 3rd year at Tech

Anthony Wilkins, an Atlanta native who spent the past five seasons on the coaching staff at Tulane University, joined Georgia Tech's basketball staff in June of 2018.

Wilkins, 40, served as an assistant coach for four seasons at Tulane after serving as director of basketball operations during his first year with the Green Wave. At Tulane, Wilkins handled game strategy and scout prep responsibilities along with player development and recruiting duties. He also had six years of professional playing experience prior to entering the coaching world.

Focusing his on-court efforts with Tech's offense, the Yellow Jackets made significant strides in his two seasons on The Flats, helping elevate the Jackets into the top half of the ACC in scoring, field goal percentage and three-point shooting. He helped develop Tech's guard tandem of Jose Alvarado and Michael Devoe into two of the ACC's top 10 scorers last season.

Born in Atlanta, Wilkins lived in the city for much of his childhood and attended Therrell High School for two years before finishing his high school studies at Glenville High School in Cleveland, Ohio.

# BIO UPDATES (see game-by-game stats and career highs in stat pack)

## 10 • Jose Alvarado • G • 6-0 • 179 • Sr.

- Tough, determined, high-motor point guard who has been an ironman and the heart and soul of the Yellow Jackets for four years
- Solid candidate All-ACC and ACC Defensive Player of the Year honors ... Named to Midseason Team for the Naismith Trophy Men's College Player of the Year ... Voted preseason second-team All-ACC by the official panel of media at ACC Operation Basketball
- Ranks among the top 10 in the ACC in seven (7) statistical categories ... No. 8 in ACC in scoring (15.68 ppg), No. 5 in FG percentage (.510), No. 1 in FT percentage (.877), No. 6 in assist average (4.14), No. 1 in steals (2.82), No. 7 in assist/turnover ratio (1.98), No. 3 in minutes (36.92) ... With enough makes he would also rank in the top 10 in three-point percentage (.408), and ranks No. 15 in three-point FG made (1.91 per game).
- Bidding to lead the ACC in steals for the second year in a row, which would be a first for a Tech player and first ACC player to do so since Chris Paul in 2004 and 2005 ... Averaged 2.37 last year, including a Tech-record nine in a win over NC State
- In ACC games, averaging 14.63 points (12th), 4.17 assists (5th) and 3.06 steals (1st), hitting .524 from the floor (6th), .406 from three-point range, .865 from the foul line
- Scored 20 or more points eight times this season, five times in ACC games ... In Tech's ACC wins, he scored 20 vs. North Carolina, 25 vs. Wake Forest, 21 vs. Florida State, 19 vs. Notre Dame, 12 vs. Pitt, 16 at Miami, 13 at Virginia Tech
- Fueled second-half comeback against Notre Dame with three assists and all six of his steals along with seven points, and 19 in the second meeting with Virginia ... Tallied 12 of his 20 in the second half to lift Tech past North Carolina (8-10 FG, 7 assists, 3 steals) ... Scored 15 of his 25 against Wake Forest out of the halftime break to help expand Tech's lead from 14 to 25 ... Led Jackets to win at Nebraska with 19 of his 24 points in second half (7-12 FG, 3-5 3pt FG, 3 assists) ... Scored 12 of his 21 after intermission against FSU (4-6 FG, 2-4 3pt FG, 3 assists)
- Named ACC Player of the Week after his performances against North Carolina and Wake Forest
- Ranks No. 22 in career points at Tech (1,379) and is the No. 1 active career leader in the ACC
- Has 67 career double-figure scoring games (16 as a freshman, 20 as a sophomore, 15 as a junior) ... Has topped 20 points 25 times
- Has risen to No. 4 all-time at Tech in career steals (215) and is the ACC's active career leader ... His 369 career assists are fourth-most among active ACC players, 12th all-time at Tech ... No. 12 at Tech in career three-point field goals (168)
- Hit at least one three-point field goal in 35 straight games before going 0-for-1 Feb. 14 against Pitt ... It is the fifth-longest streak in program history
- Has started all but one game he has been available to play in his career ... Missed 15 games due to injury, seven as a junior with a sprained ankle and eight as a freshman due to a broken elbow
- Has 22 complete games (40 minutes) in his career ... Has five this season, all in ACC play, including one OT game ... Played 58:22 of a possible 60 minutes in Tech's 4 OT loss to Georgia State ... Ranks No. 2 in the ACC in average minutes this season

## 0 • Michael Devoe • G • 6-5 • 197 • Jr.

- Left-handed combo guard with a high basketball IQ who earned honorable mention All-Atlantic Coast Conference honors ... Named to Associated Press' All-ACC second team
- Playing at a higher level in ACC games this season just as he did last year, averaging a team-high 15.9 points per game (No. 9 in the conference) while connecting on 40.4 percent of his three-point tries
- Ranks No. 2 in the ACC in three-point field goals per game (2.50) in conference games, and is No. 3 in percentage ... Made a career-high seven threes in 11 attempts at Miami, and went 6-of-7 in Jan. 20 win vs. Clemson
- Went 14-for-24 in a three-game stretch against North Carolina, Wake Forest and Clemson in January ... Went 9-of-17 in Tech's three games against FSU, Louisville and Notre Dame more recently
- Scored a season-high 29 points in Tech's win at Miami (11-of-16 FG) ... Also scored 21 points at Florida State, 20 vs. North Carolina, 17 vs. Wake Forest, 22 vs. Clemson, 19 vs. Florida State, 17 at Louisville, 19 vs. Notre Dame, 23 at Clemson, 18 vs. Syracuse
- Averaging 14.73 points per game overall (12th in ACC), ranks No. 6 in the ACC in 3-point FG made (2.27), 12th in assists (3.23)
- Tech's No. 2 rebounder (4.4 rpg) and No. 2 assist man ... Has hit 38.2 percent of his threes overall and 76.1 percent from the foul line
- Has hit 40.1 percent of his three-point shots over his career, and has entered the top 20 all-time at Tech in three-pointers made (13th place with 145) ... Has hit 42.6 percent against the ACC over his career.
- Passed the 1,000-point plateau for his career Feb. 14 against Pitt, reaching the mark with a tie-breaking 3-point field goal with 4:20 left in the game ... Stands 39th on the Tech career list with 1,082 points
- Scored 20 or more points 10 times last season, six times this season
- Notched first career double-double vs. Georgia State with 24 points and a career-high 13 rebounds
- Scored in double digits 55 times in his career, and has 19 20+ games

## 14 • David Didenko • F • 6-9 • 233 • Jr.

- Last name pronounced "duh-DEN-ko"
- Played in six games last season, scoring his first points on a three-pointer vs. Morehouse ... Played in five games this season
- Native of Russia who attended Boca Raton Community School in Florida and spent the 2018-19 season at Palm Beach State College, a junior college in Boca Raton
- Excellent student and a full academic qualifier out of high school who signed a letter-of-intent to attend Tech in November, 2018 and enrolled for the summer, 2019 term
- Eligible immediately and has three seasons with the Yellow Jackets ... Excellent physical size with high basketball IQ and skills
- Born in Yakutsk, Russia, came to Brooklyn, N.Y., in August, 2010, at the age of 11, on vacation, and has remained in the United States
- Prior to his enrollment at Boca Raton Community High School, attended Northeast High School as a junior, and Montverde Academy for his ninth- and 10th grade years
- Played in 27 games, starting four, for Palm Beach State, where he averaged 3.8 points and 3.4 rebounds ... Team went 21-9
- Hit 32.7 percent of his shots from the floor, 21.7 from three-point range and 60.5 percent from the foul line
- Hit double figures three times, scoring 12 points each against Cape Fear CC, Polk State College and Florida National Univ. JV

## 2 • Saba Gigiberia • C • 7-1 • 250 • Fr.

- Name pronounced "SOBB-uh GEE-GEE-buh-REE-uh" *with a hard G*
- Played short minutes in eight games this season, with a high of 10:01 vs. Delaware State (2 pts, 6 reb) ... Scored buckets in four games, including his first 3-pointer vs. Clemson
- Four-star post prospect originally from the Republic of Georgia who played his high school basketball in the United States
- Excellent basketball IQ who can play with his back to the basket or facing the basket, has a 7-foot-4 wingspan
- Grew up playing rugby, but said his grandfather encouraged him to switch to basketball at 12 because of his height ... Developed well and earned a spot with a club in Spain at 14 years old, where he played for two years before leaving for the U.S. at age 16
- Played his final year of high school at Prolific Preparatory School in Napa, Calif., ranked as high as No. 72 nationally (247Sports) and No. 14 at his position ... Played at Findlay Prep his junior year.
- Played for his home country of Georgia in the FIBA U16 European Division B Championship in 2017, and in the FIBA U18 European Division B Championship in 2019.

## 24 • Rodney Howard • F • 6-10 • 241 • So.

- Enrolled at Georgia Tech in the summer of 2020 following his transfer from Georgia, where he played his freshman year
- Received immediate eligibility from the NCAA and has three years of eligibility at Tech
- Started Tech's first two games in the post this season, with highs of six points and four rebounds against Mercer, but played limited minutes in 13 games since as Tech played a small lineup
- Played in 11 ACC games, including eight of the last 10 (DNP vs. Virginia on Feb. 10, Syracuse) for 51 total minutes as he has worked his way into more playing time
- Scored a season-high eight points (4-7 FG) in season-high 16:35 at Miami
- Played 10:01 vs. Delaware State (7 pts, 3-3 FG), 7:32 against North Carolina to help counter the Tar Heels' army of big men, and 4:37 in the second meeting vs. FSU
- Originally signed with Ole Miss before re-opening his recruitment following a coaching change there, and signed with the Bulldogs
- Attended high school in Alpharetta, Ga., prior to his senior year, which he spent at Legacy Charter School in South Carolina
- Played in 24 games, including a pair of starts against N.C. Central and at Arizona State, last season at Georgia ... Averaged 1.3 points, 1.5 rebounds and 0.6 blocks in 7.3 minutes of action per game, hitting 13-of-23 shots from the floor (56.5 pct.)
- Finished second on the team in blocked shots (15) despite seeing a fraction of the playing time of the team leaders
- Played double-digit minutes in two SEC games late in the season - South Carolina and LSU

# BIO UPDATES (see game-by-game stats and career highs in stat pack)

## 11 • Tristan Maxwell • G • 6-2 • 209 • Fr.

- High-scoring and record-setting guard who was named the North Carolina state player of the year by the Charlotte Observer and MaxPreps following his senior year
- A consensus three-star rating with a ranking as high as No. 198 nationally, and No. 37 at his position
- Missed most of Tech's preseason practice with a broken bone in his right foot, had a setback in recovery in January and has played only one game as a result ... Saw his only action against Delaware State (3 points on free throws in 8:12)
- Son of Vernon Maxwell, a former University of Florida All-American and longtime NBA veteran and champion with the Houston Rockets
- The first Charlotte, N.C., area prospect to sign with Georgia Tech since Anthony Morrow in 2005
- Double-figure scorer for North Mecklenburg High School since his freshman year, earning all-conference honors four years and all-state honors as a junior and senior
- Became the school's all-time leading scorer his senior year (finished with 2,253 points, 20th-most all-time in the state) and set the school mark for three-point field goals (finished with 331) by the end of his junior year
- North Mecklenburg compiled a record of 104-12 in his four years on the team, winning its conference and reaching the sectional finals each year

## 23 • Jordan Meka • F • 6-8 • 224 • Fr.

- Last name pronounced "MECK-uh"
- Played in one game, eight minutes vs. Mercer, but is out for the season with a back injury
- Multiple all-state and all-Atlanta Metro performer with a 7-foot-1 wingspan
- Ranked as high as No. 129 nationally and No. 26 at his position by 247Sports (power forward)
- Enjoyed a record-breaking career at Mount Bethel Christian Academy, setting school records for points, rebounds and blocked shots
- High-level student academically, originally from Yaoundé, Cameroon, moved to the United States in 2016
- Earned all-state honors in Mount Bethel's classification (A-private) every year since his freshman year, including player of the year honors as a sophomore
- Led the Eagles to a pair of state Georgia Independent Christian Athletic Association (GICAA) titles in 2017 and 2018, and to the Class A semifinals as a junior in 2019 ... Reached the A-private state playoffs in 2020 and finished second, beating the No. 4, No. 9 and 15 teams along the way ... Four-year record of 87-36
- Before his senior year even began, had set career school records for points (finished with 1,670, surpassing current Tech guard Coleman Boyd), rebounds (920) and blocked shots (>400)

## 12 • Khalid Moore • F • 6-7 • 200 • Jr.

- First name pronounced "kuh-LEED"
- Athletic and long (7-foot, 0.5-inch wingspan) forward with good scoring ability and basketball IQ
- Started Tech's last five games, wins over Pitt, Miami, Virginia Tech, Syracuse and Duke, playing more than 30 minutes in all except Miami ... Averaged 6.2 points, 4.2 rebounds in more than 33 minutes per game over that stretch ... Seven total starts this season
- Was assigned to defend the Pitt's ACC-leading scorer and rebounder, Justin Champagnie ... Held him to 13 points, six under his average, on six FG attempts, and six rebounds, half his average, and scored seven points with a pair of 3-point field goals in a season-high 37:35
- Scored nine points, matching his ACC high for the year, with five rebounds and six assists (no turnovers) against Syracuse ... Seven points, six boards March 2 vs. Duke
- Scored four points at Virginia and nine at Duke in his first two games back from Tech's pause, hitting 5-of-9 shots from the floor
- Averaging 4.7 points and 3.1 rebounds in 23.7 minutes per game for the season (ACC games: 4.1 ppg, 2.9 rpg, 24.1 mpg)
- Key player in Tech's win at Nebraska with season highs of 11 points (5-7 FG) and eight rebounds ... Had four points, six rebounds, four assists Dec. 15 at Florida State ... Matched career high with 11 vs. Delaware State (2-3 FG, 2-2 3pt FG, 5-6 FT)
- Started 12 games last season, 29 for his career
- Does a lot of things that don't show up in the box score, good passer, moves well without the ball, keeps Tech offense moving, and his length and activity is an asset on defense ... Plus/minus rating generally on the positive side
- Excellent sophomore debut with 11 points, four rebounds, three assists and six steals in Tech's season-opening victory at NC State ... Collected a critical offensive rebound and dish to James Banks for field goal attempt on which he was fouled for the winning points
- Had two double-figure games last season, also scored 10 at Kentucky
- One of two New York natives on the team ... Came from the same high school (Archbishop Molloy) as Yellow Jackets' legendary point guard Kenny Anderson, and played on the same AAU team as teammate Jose Alvarado

## 3 • Bubba Parham • G • 5-10 • 160 • Jr.

- Last name pronounced "PARR-um"
- Atlanta-area product who transferred to Georgia Tech following two standout seasons at VMI, where he made the All-Southern Conference team as a sophomore and was named SoCon Freshman of the Year
- Deep range three-point shooter who can score in a variety of ways despite his small stature
- Averaging 6.9 points in 2020-21, including a Tech career high of 17 vs. Kentucky, 16 vs. Mercer, 14 vs. Georgia State, 13 vs. FAMU
- Scored 12 points at Clemson and 11 vs. Pitt, hitting 7-17 FG, 4-11 3pt FG ... Went 3-of-6 from three-point range in the Pitt game
- Drained three 3-point field goals against North Carolina, two of them as Tech rallied from a 61-53 second-half deficit to win the game
- Came off the bench in Tech's first two games, started nine straight before missing the FSU game due to death in the family, and has averaged 27.9 minutes per game ... Has come off the bench in Tech's last five games
- Has team's best turnover rate, just 10 against 34 assists in 586 minutes ... Has 30 games with zero or one turnover at Tech
- In ACC games, has averaged 5.0 points and 1.3 assists with just eight turnovers in 15 games ... 18-of-47 on three-pointers (38.3 pct.)
- Twelve career career double-digit games at Tech ... In three career games vs. Kentucky, averaged 20.7 points (22-of-37 FG, 15-of-26 3pt FG)
- Has scored 1,430 points in his career, 305 of those at Tech, and has hit 229 career three-point field goals (55 at Tech)
- Started six games last season while Jose Alvarado was injured, averaged 26.5 minutes per game ... Averaged 5.2 points and 1.8 assists per game, and went 26-of-30 at the free throw line
- Tallied six double-figure scoring games, all against power conference teams (Georgia, Arkansas, Syracuse, Kentucky, North Carolina, Virginia Tech)
- Ranked No. 18 among 2019-20 transfer class by Stadium's Jeff Goodman, who quoted a scout as saying, "He's a badass. Cat-quick combo guard who can score 40. Elite in ball screens, deep range and can really pass."
- Topped the SoCon in scoring with 21.4 points per game in 2018-19, and ranked third in the SoCon with 3.63 three-point field goals per game, hitting 39.7 percent of his attempts ... Had 10 games with five or more three-pointers made during the season

## 1 • Kyle Sturdivant • G • 6-2 • 198 • So.

- Played his freshman season at Southern California, transferred to Georgia Tech following the spring, 2020 semester ... Granted immediate eligibility by the NCAA and has three years of eligibility at Tech
- Played in every game off the bench for Tech this season ... Averaged 7.3 points across Kentucky/Nebraska/FSU games after going scoreless in first two ... Hit for a career-high 15 points (5-6 FG, 4-4 FT) with three assists against Kentucky
- ACC high is seven points against Wake Forest and Clemson (5-9 FG combined) ... Scored four in second meeting vs. FSU, five at Louisville, four vs. Notre Dame ... Averaging 3.3 points (47.7 pct. FG) and 10.6 minutes in conference games
- First Norcross High School alumnus to join the Tech program since Gani Lawal (2007-10)
- Played in 21 games last season at USC, averaging 8.3 minutes, 2.0 points and 1.1 rebounds while hitting 34.8 percent of his shots from the floor ... Recorded 25 assists over 22 turnovers
- Scored a season-high 11 points vs. Marquette on Nov. 29, played season-high 18 minutes vs. Florida Gulf Coast on Dec. 29
- Did not play after Feb. 8 following the passing of his father, Gary.
- Named to the Georgia 7A All-State second team as a high school senior, and was named the 7A Georgia Player of the Year as a junior ... Helped Norcross finish as 7A state runners-up his sophomore and junior seasons, and also to the state final four as a senior
- Ranked the No. 6 player in the state of Georgia and the No. 12 point guard in the country by 247Sports, No. 93 overall in the country by Rivals.com



# BIO UPDATES (see game-by-game stats and career highs in stat pack)

## 4 • Jordan Usher • G/F • 6-7 • 220 • Jr.

- Atlanta-area product who transferred to Georgia Tech from the University of Southern California prior to the start of spring semester 2019
- Became eligible last Dec. 18 vs. Ball State and has started all 45 games since, manning the wing spot on the floor
- Able to create for himself and others, averaging 11.0 points (fourth on the team) and 2.9 assists while grabbing 4.2 rebounds (third on the team) and 1.5 steals per game, while hitting 49.2 percent of his field goal tries
- Broke a three-game scoring slump with 19 against Syracuse (7-11 FG), adding a seven rebounds, a career-high seven assists and three steals ... Followed with 14 points (6-11 FG), 2-4 3pt FG) with four boards vs. Duke
- Averaged 13.4 points in an eight-game stretch before Pitt, in which he injured an ankle and played only 23 minutes ... Reached double figures in six of the games, including 21 and 19 in back-to-back games against Clemson and Virginia ... Hit 49.4 percent of his shots from the floor and 33 percent of his threes during the stretch
- Scored 14 points against North Carolina, 11 of them in the first half to keep Tech within striking distance after falling behind by 11 ... Scored only one point against Wake Forest, but took eight rebounds, had five assists and blocked four shots
- Averaging 11.4 points and 3.7 rebounds in ACC games ... Hitting 49.3 percent from the floor, 31 percent from three-point range
- Recorded his first career double-double with 15 points and 10 rebounds against Georgia State
- Has notched 22 double-digit games at Tech, 14 of those this season
- Last season: averaged 8.2 points and 4.4 rebounds overall, 7.7 points and 4.4 rebounds in conference games
- Strong wing with size, a high motor and the ability to get to the rim and create scoring opportunities ... His athleticism and strength make him a force both offensively and defensively
- Prior to leaving the USC team, started twice and saw action in 12 games overall in 2018-19 ... Averaged a career-high 24.5 minutes per game, with 8.6 points per game and 3.7 rebounds per game ... Hit 45.2 percent of his shots from the floor, and was 8-of-28 from three-point range

## 5 • Moses Wright • F • 6-9 • 233 • Sr.

- ACC Player of the Year candidate who has surged during Tech's current winning streak, averaging 24.8 points and 11.2 rebounds ... Has hit 58-of-85 FG (69.2 pct.), 20-of-31 FT and 3-of-4 3pt FG, adding in 16 assists, 12 blocks, and 5 steals
- Last season, nearly doubled his scoring and rebounding averages from his sophomore year ... Shooting percentages improved as well (+6.1% FG, +3.3% 3pt, +12.8% FT) ... Has made greater strides this season and could also be the Most Improved Player in the conference
- Ranks among the ACC's **TOP SIX** in scoring average (3rd, 18.00 ppg), rebound average (3rd, 8.32 rpg), field goal percentage (4th, .542), steals (4th, 1.55 pg), blocked shots (6th, 1.73 per game), offensive rebounds (3rd, 3.23 rpg) and minutes (5th, 35.91 mpg)
- Has seven double-doubles this season, including each of Tech's last four games and six in ACC games altogether ... Monster efforts vs. Syracuse (31 points, 16 rebounds) and Duke (29 points, 14 rebounds) in Tech's last two games ... Syracuse game was only the second 30/15 game in Tech history ... It was his second 30-point game this season (31/19 vs Georgia State) and third of his career (33/10 last year at Syracuse)
- Scored 26 points with 10 rebounds in Tech's win at Virginia Tech, 14 and 12 at Miami, 15 and 16 at Louisville and 12 and 14 at Duke (Jan. 26)
- Eclipsed 20 points in a game 10 times this season, including 21 in the first meeting against Clemson (9-15 FG, 2-2 3pt FG, 3 assists, 2 steals, 2 blocks), 23 in second meeting vs. Florida State (8-15 FG, 7-9 FT, 8 rebounds, 6 steals) and 24 on Feb. 14 vs. Pitt (9-13 FG, 5-6 FT)
- Became the 21st Tech player to reach 1,000 points and 500 rebounds for his career when he crossed the 1,000-point plateau at Miami (has 1,091 points, 596 rebounds)
- Earned ACC Player of the Week honors twice this season, first after scoring 21 points (9-14 FG, 3-3 FT) with seven rebounds and three blocks in Tech's win over Kentucky, and again this week following his performances against Virginia Tech and Syracuse
- Scored 31 points in this season's opener against Georgia State with 19 rebounds (11 offensive) ... The 19 rebounds were the most by a Tech player in five seasons, and he hit 14-of-22 shots from the foul line, the 22 attempts tying a Tech record
- Has been a consistent performer since the beginning of last season, missing double digits in scoring only nine times
- Posted a historic performance for a Tech player at Syracuse last season, scoring 33 points with 10 rebounds ... The 33 points tied the third-most ever recorded by a Tech player in an ACC road game, and were the most for a Jacket in an ACC road game in nearly 20 years ... He made 14 of 17 field goal attempts in the game, with the 14 field goals the third-most ever by a Tech player against an ACC team.
- Had played one year of varsity basketball in high school before signing with Tech in spring of 2017 ... Added about 25 pounds since between the beginning of his sophomore year and the beginning of his junior year and improved his athleticism
- Grew four inches and added 40 pounds after his sophomore year in high school... Has a 6-foot, 11.25-inch wingspan

## 13 • Coleman Boyd • G • 6-1 • 173 • So.

- Non-scholarship guard who enrolled at Tech for the summer term
- Played in four games last season, scoring five points with two assists and a steal ... Drove for a layup against Hawaii for his first collegiate points, and hit a three-pointer against Morehouse
- All-state point guard from Georgia private school powerhouse Mt. Bethel Christian Academy
- Four-year letterwinner and captain at Mt. Bethel, which won state Georgia Independent Christian Athletic Association (GICAA) championships in 2017 and 2019, and reached the final four in 2016 and 2019 ... Team went 97-26 in his four years
- Earned all-region and honorable mention all-state honors in 2019 by the Georgia High School Association
- Played at Mt. Bethel for his father, Cal, a longtime successful high school coach in the Atlanta area and a standout basketball player at Wake Forest following a legendary high school career at Campbell High School in Smyrna

## 34 • Niko Broadway • G • 6-3 • 195 • So.

- Non-scholarship guard who enrolled at Tech for the fall term
- Played in three games last season, scored his first collegiate points on a reverse layup against Morehouse
- Comes from a Tech family ... Both parents went to Tech, and his brother, Olin, is on the football team
- Two-year starter for coach Aaron Parr who helped St. Pius X win 102 games while he was on the varsity team ... Second-team all-state and first team
- All-region as a senior, when he averaged 10.6 points, 5.4 rebounds and 2.1 assists per game, all second-best on the team
- Led St. Pius X to back-to-back runner-up finishes in the state championship in 2017 and 2018 (both at McCamish Pavilion), and three consecutive region titles in 2017, 2018 and 2019

## 35 • Jehloni James • F • 6-6 • 180 • So.

- Non-scholarship player who joined the Tech program for the fall, 2019 semester
- His father, Elbridge, played college basketball at Binghamton University
- Played in one game in 2019-20, for the final minute against Elon, and made his only field goal attempt.
- Played four years and lettered three at Lanier High School in Sugar Hill, Ga.

## 45 • Shaheed Medlock • G • 6-5 • 196 • Sr.

- Non-(athletic)-scholarship player who enrolled at Tech and joined the basketball program in the summer of 2016 ... Was not on the team in 2017-18, but returned for the 2018-19 season
- Played in seven games for the Yellow Jackets over the past three years
- Enrolled at Tech on a Bill Gates Millennium Scholarship
- Earned a reputation as an outstanding defensive player in high school

## 55 • Malachi Rice • G • 6-0 • 186 • Sr.

- Left-handed point guard who played four years, lettering in three, on the varsity team at Brebeuf Jesuit Preparatory School ... Led Brebeuf to Circle City Conference championships twice
- Played in six games for the Yellow Jackets over the past two years ... Played in just one game this season, missing opportunities due to an injured ankle
- Older brother Solomon is a distance runner on the track team at Columbia University ... Twin brother Isaiah is a freshman walk-on basketball player at Vanderbilt ... His uncle, Kenneth Rice, played basketball at Alabama from 1988-91

# 2020-21 SEASON STATISTICS AND RESULTS

## Game Records

Record	Overall	Home	Away	Neutral
ALL GAMES	14-8	10-3	3-5	1-0
CONFERENCE	10-6	8-1	2-5	0-0
NON-CONFERENCE	4-2	2-2	1-0	1-0

## Score by Periods

Team	1st	2nd	OT	TOT
Georgia Tech	724	879	60	1663
Opponents	671	816	59	1546

## Team Box Score

No.	Player				Total		3-Point		F-Throw		Rebounds													
		GP-GS	MIN	AVG	FG-FGA	FG%	3FG-FGA	3FG%	FT-FTA	FT%	OFF	DEF	TOT	AVG	PF	DQ	A	TO	BLK	STL	PTS	AVG		
5	WRIGHT, Moses	22-22	789:57	35.9	160-295	.542	11-28	.393	65-97	.670	71	112	183	8.3	55	2	51	33	38	34	396	18.0		
10	ALVARADO, Jose	22-22	812:11	36.9	123-241	.510	42-103	.408	57-65	.877	16	62	78	3.5	51	2	91	46	1	62	345	15.7		
0	DEVOE, Michael	22-22	758:04	34.5	110-258	.426	50-131	.382	54-71	.761	17	80	97	4.4	37	0	71	57	5	27	324	14.7		
4	USHER, Jordan	22-22	641:04	29.1	96-195	.492	22-72	.306	29-44	.659	14	79	93	4.2	62	1	64	49	17	33	243	11.0		
3	PARHAM, Bubba	21-13	585:41	27.9	48-120	.400	29-84	.345	20-25	.800	13	45	58	2.8	53	0	34	10	0	22	145	6.9		
12	MOORE, Khalid	21-7	498:15	23.7	31-85	.365	11-45	.244	25-39	.641	11	54	65	3.1	32	0	21	18	8	16	98	4.7		
1	STURDIVANT, Kyle	22-0	252:21	11.5	28-62	.452	7-21	.333	11-15	.733	1	22	23	1.0	22	0	23	15	1	3	74	3.4		
55	RICE, Malachi	1-0	02:05	2.1	1-1	1.000	0-0	.000	1-2	.500	0	0	0	0.0	0	0	1	0	0	0	3	3.0		
11	MAXWELL, Tristan	1-0	08:12	8.2	0-2	.000	0-2	.000	3-3	1.000	0	0	0	0.0	0	0	0	0	0	0	3	3.0		
24	HOWARD, Rodney	15-2	101:57	6.8	9-20	.450	0-0	.000	3-5	.600	3	14	17	1.1	21	0	3	4	6	1	21	1.4		
2	GIGIBERIA, Saba	8-0	32:47	4.1	4-11	.364	1-2	.500	0-1	.000	4	10	14	1.8	10	0	2	2	0	0	9	1.1		
45	MEDLOCK, Shaheed	2-0	02:01	1.0	1-1	1.000	0-0	.000	0-0	.000	0	0	0	0.0	0	0	0	0	0	0	2	1.0		
23	MEKA, Jordan	1-0	08:04	8.1	0-1	.000	0-0	.000	0-0	.000	0	1	1	1.0	0	0	0	0	0	0	0	0.0		
14	DIDENKO, David	5-0	09:07	1.8	0-2	.000	0-2	.000	0-0	.000	0	2	2	0.4	0	0	0	0	0	0	0	0.0		
35	JAMES, Jehloni	4-0	10:23	2.6	0-0	.000	0-0	.000	0-0	.000	1	3	4	1.0	2	0	0	0	0	0	0	0.0		
13	BOYD, Coleman	2-0	02:01	1.0	0-0	.000	0-0	.000	0-0	.000	0	0	0	0.0	0	0	0	0	0	0	0	0.0		
34	BROADWAY, Niko	2-0	01:52	0.9	0-0	.000	0-0	.000	0-0	.000	0	0	0	0.0	0	0	0	0	0	0	0	0.0		
Team											27	26	53					14						
Total		22	4516		611-1294	.472	173-490	.353	268-367	.730	178	510	688	31.3	345	5	361	248	76	198	1663	75.6		
Opponents		22	4525		569-1251	.455	158-435	.363	250-353	.708	215	549	764	34.7	335	10	319	339	63	121	1546	70.3		

## Team Statistics

	GATECH	OPP
<b>Scoring</b>	<b>1663</b>	<b>1546</b>
Points per game	75.6	70.3
Scoring margin	+5.3	-
<b>Field goals-att</b>	<b>611-1294</b>	<b>569-1251</b>
Field goal pct	.472	.455
<b>3 point fg-att</b>	<b>173-490</b>	<b>158-435</b>
3-point FG pct	.353	.363
3-pt FG made per game	7.9	7.2
<b>Free throws-att</b>	<b>268-367</b>	<b>250-353</b>
Free throw pct	.730	.708
F-Throws made per game	12.2	11.4
<b>Rebounds</b>	<b>688</b>	<b>764</b>
Rebounds per game	31.3	34.7
Rebounding margin	-3.5	-
<b>Assists</b>	<b>361</b>	<b>319</b>
Assists per game	16.4	14.5
<b>Turnovers</b>	<b>248</b>	<b>339</b>
Turnovers per game	11.3	15.4
Turnover margin	+4.1	-
Assist/turnover ratio	1.5	0.9
<b>Steals</b>	<b>198</b>	<b>121</b>
Steals per game	9.0	5.5
<b>Blocks</b>	<b>76</b>	<b>63</b>
Blocks per game	3.5	2.9
<b>Winning streak</b>	<b>5</b>	<b>-</b>
Home win streak	3	-
<b>Attendance</b>	<b>15600</b>	<b>7908</b>
Home games-Avg/Game	13-1200	8-989
Neutral site-Avg/Game	-	1-0

## Team Results

Date	Opponent		Score	Att.
11/25/2020	Georgia St.	Lot4	120-123	1200
11/27/2020	Mercer	L	73-83	1200
12/06/2020	vs Kentucky	W	79-62	0
12/09/2020	at Nebraska	W	75-64	0
12/15/2020	at Florida St.	L	61-74	2664
12/18/2020	Florida A&M	W	74-64	1200
12/20/2020	Delaware St.	W	97-69	1200
12/30/2020	North Carolina	W	72-67	1200
01/03/2021	Wake Forest	W	70-54	1200
01/20/2021	Clemson	W	83-65	1200
01/23/2021	at Virginia	L	62-64	250
01/26/2021	at Duke	L	68-75	0
01/30/2021	Florida St.	W	76-65	1200
02/01/2021	at Louisville	L	58-74	2868
02/06/2021	Notre Dame	W	82-80	1200
02/10/2021	Virginia	L	49-57	1200
02/12/2021	at Clemson	L	72-74	1876
02/14/2021	Pittsburgh	W	71-65	1200
02/20/2021	at Miami (FL)	W	87-60	0
02/23/2021	at Virginia Tech	W	69-53	250
02/27/2021	Syracuse	W	84-77	1200
03/02/2021	Duke	Wot	81-77	1200

## 2020-21 SEASON STATISTICS AND RESULTS - ACC ONLY

## Game Records

Record	Overall	Home	Away	Neutral
ALL GAMES	10-6	8-1	2-5	0-0
CONFERENCE	10-6	8-1	2-5	0-0
NON-CONFERENCE	0-0	0-0	0-0	0-0

## Score by Periods

Team	1st	2nd	OT	TOT
Georgia Tech	517	611	17	1145
Opponents	484	584	13	1081

## Team Box Score

No. Player					Total		3-Point		F-Throw		Rebounds													
		GP-GS	MIN	AVG	FG-FGA	FG%	3FG-FGA	3FG%	FT-FTA	FT%	OFF	DEF	TOT	AVG	PF	DQ	A	TO	BLK	STL	PTS	AVG		
5	WRIGHT, Moses	16-16	575:08	35.9	113-214	.528	7-21	.333	38-58	.655	50	83	133	8.3	41	1	39	24	32	25	271	16.9		
0	DEVOE, Michael	16-16	559:33	35.0	85-193	.440	40-99	.404	44-58	.759	10	54	64	4.0	24	0	47	37	4	21	254	15.9		
10	ALVARADO, Jose	16-16	598:29	37.4	87-166	.524	28-69	.406	32-37	.865	8	49	57	3.6	33	1	67	33	0	49	234	14.6		
4	USHER, Jordan	16-16	484:54	30.3	73-148	.493	18-58	.310	19-29	.655	6	53	59	3.7	42	0	46	38	13	24	183	11.4		
3	PARHAM, Bubba	15-9	381:38	25.4	24-62	.387	18-47	.383	9-11	.818	6	28	34	2.3	36	0	20	8	0	15	75	5.0		
12	MOORE, Khalid	15-7	361:58	24.1	21-58	.362	6-32	.188	14-23	.609	4	39	43	2.9	26	0	19	14	5	8	62	4.1		
1	STURDIVANT, Kyle	16-0	169:45	10.6	21-44	.477	6-15	.400	5-6	.833	0	12	12	0.8	15	0	15	11	1	2	53	3.3		
2	GIGIBERIA, Saba	5-0	11:48	2.4	2-3	.667	1-1	1.000	0-0	.000	0	2	2	0.4	3	0	1	1	0	0	5	1.0		
24	HOWARD, Rodney	11-0	68:13	6.2	4-11	.364	0-0	.000	0-0	.000	3	8	11	1.0	15	0	3	1	4	1	8	0.7		
34	BROADWAY, Niko	1-0	00:13	0.2	0-0	.000	0-0	.000	0-0	.000	0	0	0	0.0	0	0	0	0	0	0	0	0.0		
45	MEDLOCK, Shaheed	1-0	00:22	0.4	0-0	.000	0-0	.000	0-0	.000	0	0	0	0.0	0	0	0	0	0	0	0	0.0		
14	DIDENKO, David	4-0	06:52	1.7	0-1	.000	0-1	.000	0-0	.000	0	1	1	0.3	0	0	0	0	0	0	0	0.0		
35	JAMES, Jehloni	3-0	05:45	1.9	0-0	.000	0-0	.000	0-0	.000	1	2	3	1.0	2	0	0	0	0	0	0	0.0		
13	BOYD, Coleman	1-0	00:22	0.4	0-0	.000	0-0	.000	0-0	.000	0	0	0	0.0	0	0	0	0	0	0	0	0.0		
Team											19	15	34					10						
Total		16	3225		430-900	.478	124-343	.362	161-222	.725	107	346	453	28.3	237	2	257	177	59	145	1145	71.6		
Opponents		16	3225		404-877	.461	105-294	.357	168-237	.709	153	392	545	34.1	221	6	230	243	47	90	1081	67.6		

## Team Statistics


	GATECH	OPP
<b>Scoring</b>	<b>1145</b>	<b>1081</b>
Points per game	71.6	67.6
Scoring margin	+4.0	-
<b>Field goals-att</b>	<b>430-900</b>	<b>404-877</b>
Field goal pct	.478	.461
<b>3 point fg-att</b>	<b>124-343</b>	<b>105-294</b>
3-point FG pct	.362	.357
3-pt FG made per game	7.8	6.6
<b>Free throws-att</b>	<b>161-222</b>	<b>168-237</b>
Free throw pct	.725	.709
F-Throws made per game	10.1	10.5
<b>Rebounds</b>	<b>453</b>	<b>545</b>
Rebounds per game	28.3	34.1
Rebounding margin	-5.8	-
<b>Assists</b>	<b>257</b>	<b>230</b>
Assists per game	16.1	14.4
<b>Turnovers</b>	<b>177</b>	<b>243</b>
Turnovers per game	11.1	15.2
Turnover margin	+4.1	-
Assist/turnover ratio	1.5	0.9
<b>Steals</b>	<b>145</b>	<b>90</b>
Steals per game	9.1	5.6
<b>Blocks</b>	<b>59</b>	<b>47</b>
Blocks per game	3.7	2.9
<b>Winning streak</b>	<b>5</b>	<b>-</b>
Home win streak	3	-
<b>Attendance</b>	<b>10800</b>	<b>7908</b>
Home games-Avg/Game	9-1200	7-1130
Neutral site-Avg/Game	-	0-0

## Team Results

Date	Opponent		Score	Att.
12/15/2020	at Florida St.	L	61-74	2664
12/30/2020	North Carolina	W	72-67	1200
01/03/2021	Wake Forest	W	70-54	1200
01/20/2021	Clemson	W	83-65	1200
01/23/2021	at Virginia	L	62-64	250
01/26/2021	at Duke	L	68-75	0
01/30/2021	Florida St.	W	76-65	1200
02/01/2021	at Louisville	L	58-74	2868
02/06/2021	Notre Dame	W	82-80	1200
02/10/2021	Virginia	L	49-57	1200
02/12/2021	at Clemson	L	72-74	1876
02/14/2021	Pittsburgh	W	71-65	1200
02/20/2021	at Miami (FL)	W	87-60	0
02/23/2021	at Virginia Tech	W	69-53	250
02/27/2021	Syracuse	W	84-77	1200
03/02/2021	Duke	Wot	81-77	1200



# 2020-21 BOX SCORES

	<div>Official Basketball Box Score - Final</div> <div>Georgia St. at Georgia Tech</div> <div>11/25/20 McCamish Pavilion, Atlanta, Ga.</div> <div>2020-21 Men's Basketball</div>														<div>Game Time: 9:00 PM</div> <div>Game Duration: 3:17</div> <div>Attendance: 1,200</div>																																																																																																																																																																																																																																																
															Officials: Mike Roberts, Jerry Heaster, Kellen Milner																																																																																																																																																																																																																																																
	Georgia St. - 123														Record: 1-0																																																																																																																																																																																																																																																
	<table> <tr> <th>NO. Name</th><th>Min</th><th>FG</th><th>3P</th><th>FT</th><th>Rebounds</th><th>Fouls</th><th>TP</th><th>AS</th><th>TO</th><th>ST</th><th>Blocks</th><th>BS</th><th>BA</th><th>+/-</th></tr> <tr> <th></th><th></th><th>M-A</th><th>M-A</th><th>M-A</th><th>OR DR TOT</th><th>PF FO</th><th></th><th></th><th></th><th></th><th></th><th></th><th></th><th></th></tr> <tr> <td>1 Eliel Nsoeme</td><td>F 32:37</td><td>10-13</td><td>0-0</td><td>2-3</td><td>7</td><td>0</td><td>7</td><td>5</td><td>2</td><td>22</td><td>0</td><td>0</td><td>1</td><td>3</td><td>1</td></tr> <tr> <td>25 Jalen Thomas</td><td>C 35:35</td><td>3-5</td><td>0-1</td><td>0-0</td><td>5</td><td>3</td><td>8</td><td>5</td><td>1</td><td>6</td><td>1</td><td>1</td><td>0</td><td>4</td><td>-4</td></tr> <tr> <td>2 Justin Roberts</td><td>G 43:39</td><td>8-22</td><td>5-11</td><td>5-6</td><td>1</td><td>8</td><td>9</td><td>2</td><td>5</td><td>26</td><td>6</td><td>6</td><td>1</td><td>0</td><td>-1</td></tr> <tr> <td>11 Corey Allen</td><td>G 50:15</td><td>9-16</td><td>3-7</td><td>1-3</td><td>1</td><td>8</td><td>9</td><td>4</td><td>4</td><td>22</td><td>2</td><td>2</td><td>1</td><td>0</td><td>7</td></tr> <tr> <td>12 Kane Williams</td><td>G 47:49</td><td>7-22</td><td>1-6</td><td>6-16</td><td>1</td><td>11</td><td>12</td><td>4</td><td>12</td><td>21</td><td>1</td><td>4</td><td>3</td><td>0</td><td>-8</td></tr> <tr> <td>4 JoJo Toppin</td><td>26:09</td><td>1-3</td><td>0-0</td><td>2-4</td><td>1</td><td>2</td><td>3</td><td>4</td><td>2</td><td>4</td><td>1</td><td>1</td><td>0</td><td>1</td><td>1</td></tr> <tr> <td>0 Evan Johnson</td><td>20:59</td><td>1-4</td><td>1-3</td><td>3-4</td><td>0</td><td>2</td><td>2</td><td>3</td><td>2</td><td>6</td><td>4</td><td>2</td><td>0</td><td>0</td><td>14</td></tr> <tr> <td>24 Collin Moore</td><td>23:34</td><td>5-8</td><td>0-2</td><td>2-2</td><td>2</td><td>0</td><td>2</td><td>2</td><td>1</td><td>12</td><td>1</td><td>2</td><td>1</td><td>1</td><td>0</td></tr> <tr> <td>32 Ryan Boyce</td><td>14:54</td><td>2-2</td><td>0-0</td><td>0-0</td><td>2</td><td>1</td><td>3</td><td>5</td><td>0</td><td>4</td><td>0</td><td>1</td><td>1</td><td>0</td><td>0</td></tr> <tr> <td>30 Kaleb Scott</td><td>03:20</td><td>0-0</td><td>0-0</td><td>0-0</td><td>0</td><td>0</td><td>0</td><td>2</td><td>0</td><td>0</td><td>0</td><td>0</td><td>0</td><td>0</td><td>-8</td></tr> <tr> <td>21 Kalik Brooks</td><td>01:09</td><td>0-0</td><td>0-0</td><td>0-0</td><td>0</td><td>0</td><td>0</td><td>0</td><td>0</td><td>0</td><td>0</td><td>0</td><td>0</td><td>0</td><td>1</td></tr> <tr> <td>Team</td><td></td><td></td><td></td><td></td><td>2</td><td>1</td><td>3</td><td></td><td></td><td>0</td><td>1</td><td></td><td></td><td></td><td></td></tr> <tr> <td>Totals</td><td></td><td>46-95</td><td>10-30</td><td>21-38</td><td>22</td><td>36</td><td>58</td><td>37</td><td>29</td><td>123</td><td>16</td><td>20</td><td>8</td><td>9</td><td>4</td></tr> </table>														NO. Name	Min	FG	3P	FT	Rebounds	Fouls	TP	AS	TO	ST	Blocks	BS	BA	+/-			M-A	M-A	M-A	OR DR TOT	PF FO									1 Eliel Nsoeme	F 32:37	10-13	0-0	2-3	7	0	7	5	2	22	0	0	1	3	1	25 Jalen Thomas	C 35:35	3-5	0-1	0-0	5	3	8	5	1	6	1	1	0	4	-4	2 Justin Roberts	G 43:39	8-22	5-11	5-6	1	8	9	2	5	26	6	6	1	0	-1	11 Corey Allen	G 50:15	9-16	3-7	1-3	1	8	9	4	4	22	2	2	1	0	7	12 Kane Williams	G 47:49	7-22	1-6	6-16	1	11	12	4	12	21	1	4	3	0	-8	4 JoJo Toppin	26:09	1-3	0-0	2-4	1	2	3	4	2	4	1	1	0	1	1	0 Evan Johnson	20:59	1-4	1-3	3-4	0	2	2	3	2	6	4	2	0	0	14	24 Collin Moore	23:34	5-8	0-2	2-2	2	0	2	2	1	12	1	2	1	1	0	32 Ryan Boyce	14:54	2-2	0-0	0-0	2	1	3	5	0	4	0	1	1	0	0	30 Kaleb Scott	03:20	0-0	0-0	0-0	0	0	0	2	0	0	0	0	0	0	-8	21 Kalik Brooks	01:09	0-0	0-0	0-0	0	0	0	0	0	0	0	0	0	0	1	Team					2	1	3			0	1					Totals		46-95	10-30	21-38	22	36	58	37	29	123	16	20	8	9	4	<div>Shooting By Period</div> <div>1<sup>st</sup> FG% 16-28 57.1%</div> <div>3PT% 2-7 28.6%</div> <div>FT% 4-8 50%</div> <div>2<sup>nd</sup> FG% 16-35 45.7%</div> <div>3PT% 3-11 27.3%</div> <div>FT% 4-10 40%</div> <div>OT FG% 14-32 43.8%</div> <div>3PT% 5-12 41.7%</div> <div>FT% 13-20 65%</div> <div>GM FG% 46-95 48.4%</div> <div>3PT% 10-30 33.3%</div> <div>FT% 21-38 55.3%</div>		
NO. Name	Min	FG	3P	FT	Rebounds	Fouls	TP	AS	TO	ST	Blocks	BS	BA	+/-																																																																																																																																																																																																																																																	
		M-A	M-A	M-A	OR DR TOT	PF FO																																																																																																																																																																																																																																																									
1 Eliel Nsoeme	F 32:37	10-13	0-0	2-3	7	0	7	5	2	22	0	0	1	3	1																																																																																																																																																																																																																																																
25 Jalen Thomas	C 35:35	3-5	0-1	0-0	5	3	8	5	1	6	1	1	0	4	-4																																																																																																																																																																																																																																																
2 Justin Roberts	G 43:39	8-22	5-11	5-6	1	8	9	2	5	26	6	6	1	0	-1																																																																																																																																																																																																																																																
11 Corey Allen	G 50:15	9-16	3-7	1-3	1	8	9	4	4	22	2	2	1	0	7																																																																																																																																																																																																																																																
12 Kane Williams	G 47:49	7-22	1-6	6-16	1	11	12	4	12	21	1	4	3	0	-8																																																																																																																																																																																																																																																
4 JoJo Toppin	26:09	1-3	0-0	2-4	1	2	3	4	2	4	1	1	0	1	1																																																																																																																																																																																																																																																
0 Evan Johnson	20:59	1-4	1-3	3-4	0	2	2	3	2	6	4	2	0	0	14																																																																																																																																																																																																																																																
24 Collin Moore	23:34	5-8	0-2	2-2	2	0	2	2	1	12	1	2	1	1	0																																																																																																																																																																																																																																																
32 Ryan Boyce	14:54	2-2	0-0	0-0	2	1	3	5	0	4	0	1	1	0	0																																																																																																																																																																																																																																																
30 Kaleb Scott	03:20	0-0	0-0	0-0	0	0	0	2	0	0	0	0	0	0	-8																																																																																																																																																																																																																																																
21 Kalik Brooks	01:09	0-0	0-0	0-0	0	0	0	0	0	0	0	0	0	0	1																																																																																																																																																																																																																																																
Team					2	1	3			0	1																																																																																																																																																																																																																																																				
Totals		46-95	10-30	21-38	22	36	58	37	29	123	16	20	8	9	4																																																																																																																																																																																																																																																
<div>Technical Fouls: Bench 3<sup>rd</sup>OT 1, 21</div>														Dead Ball Rebounds: 7, 0																																																																																																																																																																																																																																																	
Georgia Tech - 120														Record: 0-1																																																																																																																																																																																																																																																	
<table> <tr> <th>NO. Name</th><th>Min</th><th>FG</th><th>3P</th><th>FT</th><th>Rebounds</th><th>Fouls</th><th>TP</th><th>AS</th><th>TO</th><th>ST</th><th>Blocks</th><th>BS</th><th>BA</th><th>+/-</th></tr> <tr> <th></th><th></th><th>M-A</th><th>M-A</th><th>M-A</th><th>OR DR TOT</th><th>PF FO</th><th></th><th></th><th></th><th></th><th></th><th></th><th></th><th></th></tr> <tr> <td>4 Jordan Usher</td><td>F 39:29</td><td>5-11</td><td>0-3</td><td>5-8</td><td>5</td><td>5</td><td>10</td><td>4</td><td>4</td><td>15</td><td>1</td><td>4</td><td>1</td><td>1</td><td>-8</td></tr> <tr> <td>5 Moses Wright</td><td>F 33:51</td><td>8-18</td><td>1-2</td><td>14-22</td><td>11</td><td>8</td><td>19</td><td>5</td><td>11</td><td>31</td><td>2</td><td>1</td><td>2</td><td>0</td><td>-10</td></tr> <tr> <td>24 Rodney Howard</td><td>C 08:30</td><td>0-1</td><td>0-0</td><td>0-0</td><td>0</td><td>1</td><td>1</td><td>4</td><td>0</td><td>0</td><td>0</td><td>1</td><td>0</td><td>1</td><td>6</td></tr> <tr> <td>0 Michael Devoe</td><td>G 47:36</td><td>9-25</td><td>3-12</td><td>3-4</td><td>5</td><td>8</td><td>13</td><td>3</td><td>3</td><td>24</td><td>3</td><td>4</td><td>8</td><td>0</td><td>-9</td></tr> <tr> <td>10 Jose Alvarado</td><td>G 58:22</td><td>8-24</td><td>2-7</td><td>11-12</td><td>5</td><td>5</td><td>10</td><td>5</td><td>8</td><td>29</td><td>4</td><td>4</td><td>6</td><td>0</td><td>-2</td></tr> <tr> <td>2 Saba Gligberia</td><td>05:23</td><td>0-0</td><td>0-0</td><td>0-0</td><td>1</td><td>1</td><td>2</td><td>1</td><td>1</td><td>0</td><td>0</td><td>0</td><td>0</td><td>0</td><td>-2</td></tr> <tr> <td>3 Bubba Parham</td><td>46:44</td><td>6-13</td><td>1-6</td><td>3-5</td><td>1</td><td>4</td><td>5</td><td>3</td><td>1</td><td>16</td><td>2</td><td>1</td><td>1</td><td>0</td><td>1</td></tr> <tr> <td>12 Khalid Moore</td><td>29:37</td><td>0-6</td><td>0-2</td><td>5-8</td><td>1</td><td>4</td><td>5</td><td>4</td><td>8</td><td>5</td><td>0</td><td>2</td><td>2</td><td>2</td><td>1</td></tr> <tr> <td>1 Kyle Sturdivant</td><td>01:31</td><td>0-0</td><td>0-0</td><td>0-0</td><td>0</td><td>0</td><td>0</td><td>0</td><td>0</td><td>0</td><td>0</td><td>0</td><td>0</td><td>0</td><td>-3</td></tr> <tr> <td>Team</td><td></td><td></td><td></td><td></td><td>4</td><td>1</td><td>5</td><td></td><td>0</td><td>1</td><td></td><td></td><td></td><td></td><td></td></tr> <tr> <td>Totals</td><td></td><td>36-98</td><td>7-32</td><td>41-59</td><td>33</td><td>37</td><td>70</td><td>29</td><td>36</td><td>120</td><td>12</td><td>22</td><td>12</td><td>4</td><td>9</td></tr> </table>														NO. Name	Min	FG	3P	FT	Rebounds	Fouls	TP	AS	TO	ST	Blocks	BS	BA	+/-			M-A	M-A	M-A	OR DR TOT	PF FO									4 Jordan Usher	F 39:29	5-11	0-3	5-8	5	5	10	4	4	15	1	4	1	1	-8	5 Moses Wright	F 33:51	8-18	1-2	14-22	11	8	19	5	11	31	2	1	2	0	-10	24 Rodney Howard	C 08:30	0-1	0-0	0-0	0	1	1	4	0	0	0	1	0	1	6	0 Michael Devoe	G 47:36	9-25	3-12	3-4	5	8	13	3	3	24	3	4	8	0	-9	10 Jose Alvarado	G 58:22	8-24	2-7	11-12	5	5	10	5	8	29	4	4	6	0	-2	2 Saba Gligberia	05:23	0-0	0-0	0-0	1	1	2	1	1	0	0	0	0	0	-2	3 Bubba Parham	46:44	6-13	1-6	3-5	1	4	5	3	1	16	2	1	1	0	1	12 Khalid Moore	29:37	0-6	0-2	5-8	1	4	5	4	8	5	0	2	2	2	1	1 Kyle Sturdivant	01:31	0-0	0-0	0-0	0	0	0	0	0	0	0	0	0	0	-3	Team					4	1	5		0	1						Totals		36-98	7-32	41-59	33	37	70	29	36	120	12	22	12	4	9	<div>Shooting By Period</div> <div>1<sup>st</sup> FG% 10-29 34.5%</div> <div>3PT% 3-12 25.0%</div> <div>FT% 8-13 61.5%</div> <div>2<sup>nd</sup> FG% 16-38 42.1%</div> <div>3PT% 4-10 40%</div> <div>FT% 10-18 55.6%</div> <div>OT FG% 10-31 32.3%</div> <div>3PT% 0-8 0.0%</div> <div>FT% 23-28 82.1%</div> <div>GM FG% 36-98 36.7%</div> <div>3PT% 7-32 21.9%</div> <div>FT% 41-59 69.5%</div>																																			
NO. Name	Min	FG	3P	FT	Rebounds	Fouls	TP	AS	TO	ST	Blocks	BS	BA	+/-																																																																																																																																																																																																																																																	
		M-A	M-A	M-A	OR DR TOT	PF FO																																																																																																																																																																																																																																																									
4 Jordan Usher	F 39:29	5-11	0-3	5-8	5	5	10	4	4	15	1	4	1	1	-8																																																																																																																																																																																																																																																
5 Moses Wright	F 33:51	8-18	1-2	14-22	11	8	19	5	11	31	2	1	2	0	-10																																																																																																																																																																																																																																																
24 Rodney Howard	C 08:30	0-1	0-0	0-0	0	1	1	4	0	0	0	1	0	1	6																																																																																																																																																																																																																																																
0 Michael Devoe	G 47:36	9-25	3-12	3-4	5	8	13	3	3	24	3	4	8	0	-9																																																																																																																																																																																																																																																
10 Jose Alvarado	G 58:22	8-24	2-7	11-12	5	5	10	5	8	29	4	4	6	0	-2																																																																																																																																																																																																																																																
2 Saba Gligberia	05:23	0-0	0-0	0-0	1	1	2	1	1	0	0	0	0	0	-2																																																																																																																																																																																																																																																
3 Bubba Parham	46:44	6-13	1-6	3-5	1	4	5	3	1	16	2	1	1	0	1																																																																																																																																																																																																																																																
12 Khalid Moore	29:37	0-6	0-2	5-8	1	4	5	4	8	5	0	2	2	2	1																																																																																																																																																																																																																																																
1 Kyle Sturdivant	01:31	0-0	0-0	0-0	0	0	0	0	0	0	0	0	0	0	-3																																																																																																																																																																																																																																																
Team					4	1	5		0	1																																																																																																																																																																																																																																																					
Totals		36-98	7-32	41-59	33	37	70	29	36	120	12	22	12	4	9																																																																																																																																																																																																																																																
<div>Technical Fouls: NONE</div>														Dead Ball Rebounds: 11, 0																																																																																																																																																																																																																																																	
<table> <tr> <th colspan="2"></th><th>GSU</th><th>GaTech</th></tr> <tr> <th>Biggest lead</th><td>11 (1<sup>st</sup> 8:01)</td><td>8 (1<sup>st</sup> 14:49)</td><td></td></tr> <tr> <th>Best Scoring Run</th><td>17 (1<sup>st</sup> 8:01)</td><td>8 (1<sup>st</sup> 2:40)</td><td></td></tr> <tr> <th>Lead Changes</th><td>13</td><td></td><td></td></tr> <tr> <th>Times Tied</th><td>17</td><td></td><td></td></tr> <tr> <th>Time with Lead</th><td>30:17</td><td>17:58</td><td></td></tr> </table>																GSU	GaTech	Biggest lead	11 (1 <sup>st</sup> 8:01)	8 (1 <sup>st</sup> 14:49)		Best Scoring Run	17 (1 <sup>st</sup> 8:01)	8 (1 <sup>st</sup> 2:40)		Lead Changes	13			Times Tied	17			Time with Lead	30:17	17:58		<table> <tr> <th colspan="2"></th><th>GSU</th><th>GaTech</th></tr> <tr> <th>Points from Turnovers</th><td>24</td><td>28</td><td></td></tr> <tr> <th>Paint</th><td>64</td><td>50</td><td></td></tr> <tr> <th>Second Chance</th><td>21</td><td>30</td><td></td></tr> <tr> <th>Fast Breaks</th><td>34</td><td>16</td><td></td></tr> <tr> <th>Bench</th><td>26</td><td>21</td><td></td></tr> </table>						GSU	GaTech	Points from Turnovers	24	28		Paint	64	50		Second Chance	21	30		Fast Breaks	34	16		Bench	26	21		<table> <tr> <th colspan="2"></th><th colspan="8">Period by Period Scoring</th></tr> <tr> <th colspan="2"></th><th>1st</th><th>2nd</th><th>OT1</th><th>OT2</th><th>OT3</th><th>OT4</th><th>TOT</th><th></th></tr> <tr> <th>GSU</th><td>38</td><td>39</td><td>6</td><td>13</td><td>14</td><td>13</td><td>13</td><td>123</td><td></td></tr> <tr> <th>GaTech</th><td>31</td><td>46</td><td>6</td><td>13</td><td>14</td><td>10</td><td>120</td><td></td><td></td></tr> </table>						Period by Period Scoring										1st	2nd	OT1	OT2	OT3	OT4	TOT		GSU	38	39	6	13	14	13	13	123		GaTech	31	46	6	13	14	10	120																																																																																																																																																				
		GSU	GaTech																																																																																																																																																																																																																																																												
Biggest lead	11 (1 <sup>st</sup> 8:01)	8 (1 <sup>st</sup> 14:49)																																																																																																																																																																																																																																																													
Best Scoring Run	17 (1 <sup>st</sup> 8:01)	8 (1 <sup>st</sup> 2:40)																																																																																																																																																																																																																																																													
Lead Changes	13																																																																																																																																																																																																																																																														
Times Tied	17																																																																																																																																																																																																																																																														
Time with Lead	30:17	17:58																																																																																																																																																																																																																																																													
		GSU	GaTech																																																																																																																																																																																																																																																												
Points from Turnovers	24	28																																																																																																																																																																																																																																																													
Paint	64	50																																																																																																																																																																																																																																																													
Second Chance	21	30																																																																																																																																																																																																																																																													
Fast Breaks	34	16																																																																																																																																																																																																																																																													
Bench	26	21																																																																																																																																																																																																																																																													
		Period by Period Scoring																																																																																																																																																																																																																																																													
		1st	2nd	OT1	OT2	OT3	OT4	TOT																																																																																																																																																																																																																																																							
GSU	38	39	6	13	14	13	13	123																																																																																																																																																																																																																																																							
GaTech	31	46	6	13	14	10	120																																																																																																																																																																																																																																																								

Official Basketball Box Score - Final  
**Mercer at Georgia Tech**  
 11/27/20 McCamish Pavilion, Atlanta  
 2020-21 Men's Basketball

Game Time: 8:00 PM  
 Game Duration: 1:46  
 Attendance: 1,200

Officials: Jamie Luckie, Justin Porterfield, Tommy Morrissey

**Mercer - 83**

**Record: 2-0**

NO. Name	Min	FG	3P	FT	Rebounds	Fouls	TP	AS	TO	ST	Blocks	BS	BA	+/-
M.A.	M.A.	M.A.	M.A.	M.A.	OR DR TOT	PF FF	M.A.	M.A.	M.A.	M.A.	M.A.	M.A.	M.A.	M.A.
22 Felipe Haase	F 36:04	6-16	5-11	0-0	1 4 5	2 1 17	3	3	1	0	1	0	1	14
25 Maciej Bender	F 15:45	2-6	0-0	0-0	2 1 3	1 0 4	1	1	1	2	0	0	0	0
2 Nefali Alvarez	G 35:50	3-12	1-4	10-11	1 7 8	1 8 17	9	2	1	0	0	0	0	17
3 Jeff Gary	G 33:12	2-5	2-3	2-2	0 3 3	3 3 8	3	2	4	0	0	0	0	8
20 Ross Cummings	G 34:36	5-7	3-4	3-3	0 2 2	2 1 16	4	1	0	0	0	0	0	13
23 James Glisson III	24:37	6-7	0-0	2-2	2 4 6	0 2 14	2	0	1	1	0	0	0	5
0 Leon Ayers III	19:56	3-8	1-3	0-0	1 3 4	2 0 7	0	0	0	0	0	0	0	-7
Team					0 2 2	0	1							
<b>Totals</b>		27-61	12-25	17-18	7 26 33	11 15 83	22	10	8	4	1	0	0	10

**Technical Fouls: NONE**

**Georgia Tech - 73**

**Record: 0-2**

NO. Name	Min	FG	3P	FT	Rebounds	Fouls	TP	AS	TO	ST	Blocks	BS	BA	+/-
M.A.	M.A.	M.A.	M.A.	M.A.	OR DR TOT	PF FF	M.A.	M.A.	M.A.	M.A.	M.A.	M.A.	M.A.	M.A.
4 Jordan Usher	F 22:20	5-10	1-3	0-0	1 7 8	3 0 11	3	3	0	0	1	0	1	-8
5 Moses Wright	F 38:32	9-15	2-3	0-1	1 4 5	0 1 20	1	3	1	1	0	0	0	-10
24 Rodney Howard	C 13:52	2-5	0-0	2-2	0 4 4	0 1 6	0	3	0	0	0	2	2	-8
0 Michael Devove	G 34:15	4-9	2-4	4-5	1 4 5	4 13	3	2	0	0	0	0	0	-8
10 Jose Alvarado	G 30:46	3-6	1-4	1-1	1 2 3	3 2 8	7	1	1	0	0	0	0	-9
3 Bubba Farham	28:07	4-9	2-6	2-2	1 1 2	4 12	1	1	2	0	1	0	0	-10
11 Kyle Sturdivant	09:41	0-2	0-1	0-0	1 1 2	1 0 0	1	0	0	0	0	0	0	-1
12 Khalid Moore	14:23	1-4	0-3	0-0	1 1 2	0 2 2	0	1	1	0	0	0	0	-6
23 Jordan Meka	08:04	0-1	0-0	0-0	0 1 1	0 0 0	0	0	0	0	0	0	0	0
Team					1 2 3	0	1							
<b>Totals</b>		28-61	8-24	9-11	8 27 35	15 11 73	16	15	5	1	4	0	0	10


**Technical Fouls: NONE**

	MERCER	GaTech	Points from	MERCER	GaTech	Period by Period Scoring		
<b>Biggest lead</b>	19 (2 <sup>nd</sup> 1:17)	2 (1 <sup>st</sup> 18:29)	<b>Turnovers</b>	10	12		<b>1st</b>	<b>2nd</b>
<b>Best Scoring Run</b>	10 (1 <sup>st</sup> 15:57)	5 (1 <sup>st</sup> 6:10)	<b>Paint</b>	28	32		MERCER	38
<b>Lead Changes</b>	2		<b>Second Chance</b>	8	11		45	83
<b>Times Tied</b>	2		<b>Fast Breaks</b>	9	11			
<b>Time with Lead</b>	37:28	00:30	<b>Bench</b>	21	14		GaTech	35
							38	73

Shooting By Period	
1 <sup>st</sup> FG%	15-31 48.4%
3PT%	8-14 57.1%
FT%	0-0 0%
2 <sup>nd</sup> FG%	12-30 40.0%
3PT%	4-11 36.4%
FT%	17-18 94.4%
GM FG%	27-61 44.3%
3PT%	12-25 48.0%
FT%	17-18 94.4%
Dead Ball Rebounds: 1, 0	

Shooting By Period	
1 <sup>st</sup> FG%	15-27 55.6%
3PT%	3-8 37.5%
FT%	2-2 100%
2 <sup>nd</sup> FG%	13-34 38.2%
3PT%	5-16 31.3%
FT%	7-9 77.8%
GM FG%	28-61 45.9%
3PT%	8-24 33.3%
FT%	9-11 81.8%
Dead Ball Rebounds: 1, 0	

## 2020-21 BOX SCORES



Official Basketball Box Score - Final

Georgia Tech at Florida State

12/15/20 Donald L. Tucker Center, Tallahassee

2020-21 Men's Basketball

Game Time: 8:30 PM

Game Duration: 2:04

Attendance: 2,864

Georgia Tech - 61

Record: 2-3 (0-1)

NO. Name	Min	FG	3P	FT	Rebounds	Fouls	TP	AS	TO	ST	Blocks	BS	BA	+	Shooting By Period	
4 Jordan Usher	F 26:02	5-9	2-4	0-0	1 3 4	3 0	12	3	3	2	1	0	0	-13	1st FG%	12-22 54.5%
5 Moses Wright	F 33:20	3-6	0-1	6-8	2 0 2	5 6	12	0	1	1	0	0	-14	FT%	2-4 50%	
0 Michael Devoe	G 34:38	7-15	2-6	5-6	1 4 5	2 7	21	0	4	0	0	1	-18	2nd FG%	10-29 34.5%	
3 Bubba Parham	G 16:48	0-2	0-2	0-0	0 2 2	1 1	0	1	1	1	0	0	-7	3PT%	2-10 20.0%	
10 Jose Alvarado	G 38:13	3-7	1-3	0-0	0 1 1	3 0	7	1	2	2	0	0	-12	FT%	10-11 90.9%	
11 Kyle Sturdivant	22:36	2-5	0-1	1-1	0 1 1	2 1	5	2	1	0	1	0	2	GM FG%	22-51 43.1%	
12 Khalid Moore	26:29	2-7	0-3	0-0	0 5 5	0 0	4	4	0	1	0	0	1	3PT%	5-20 25.0%	
2 Saba Gigiberia	01:54	0-0	0-0	0-0	0 0 0	1 0	0	0	0	0	0	0	-4	FT%	12-15 80.0%	
Team					2 1 3	0	0	0	0	0	0	0	-4	Dead Ball Rebounds: 3.2		
Totals	22:51	5-20	12-15	6 17	23 17	15 61	11	12	7	2	1	-13				

Technical Fouls: NONE

Florida State - 74

Record: 4-0 (1-0)

NO. Name	Min	FG	3P	FT	Rebounds	Fouls	TP	AS	TO	ST	Blocks	BS	BA	+	Shooting By Period		
1 RaiQuan Gray	F 30:10	1-5	0-1	2-2	2 4 6	4 1	4	2	2	0	0	1	-1	1st FG%	15-29 51.7%		
5 Balsa Koprivica	C 25:44	4-5	0-0	2-4	2 5 7	0 5	10	3	2	0	0	0	16	FT%	0-1 0%		
2 Anthony Polite	G 34:19	4-7	2-4	0-0	0 2 2	1 1	10	3	1	3	0	0	23	2nd FG%	12-22 54.5%		
4 Scottie Barnes	G 30:05	6-10	0-3	4-6	0 6 6	3 4	16	1	3	2	0	0	13	3PT%	2-6 33.3%		
23 M.J. Walker	G 34:47	4-9	2-4	4-4	1 3 4	1 5	14	1	2	1	0	0	11	FT%	12-15 80%		
11 Nathanael Jack	04:46	1-2	0-0	0-0	0 0 0	1 0	3	0	0	0	0	0	9	GM FG%	27-51 52.9%		
10 Malik Osborne	19:00	1-3	0-0	0-0	1 1 3	0 2	2	1	1	0	0	0	6	3PT%	8-17 47.1%		
31 Wyatt Wilkes	11:17	4-7	3-3	0-0	1 0 1	1 0	11	1	0	0	1	1	-2	FT%	12-16 75.0%		
24 Sardar Calhoun	05:46	1-2	0-0	0-0	1 1 1	0 0	2	2	1	0	0	0	-12	Dead Ball Rebounds: 2.1			
15 Quincy Ballard	04:06	1-1	0-0	0-0	1 0 1	1 1	2	0	1	0	0	0	-2				
Team					0 0 0	0	0	0	0	0	0	0	-2				
Totals	27:51	8-17	12-16	7 22	29 15	17 74	13	13	6	1	2	13					

Technical Fouls: NONE

	GT	FSU
<b>Biggest lead</b>	3 (1 <sup>st</sup> 17:39)	16 (2 <sup>nd</sup> 13:00)
<b>Best Scoring Run</b>	15 (2 <sup>nd</sup> 9:58)	8 (1 <sup>st</sup> 14:31)
<b>Lead Changes</b>	2	
<b>Times Tied</b>	2	
<b>Time with Lead</b>	02:07	35:43

	Points from	GT	FSU
<b>Turnovers</b>	9	13	
<b>Paint</b>	26	32	
<b>Second Chance</b>	5	7	
<b>Fast Breaks</b>	4	5	
<b>Bench</b>	9	20	

Period by Period Scoring			
	1st	2nd	TOT
GT	29	32	61
FSU	36	38	74





## 2020-21 BOX SCORES

Official Basketball Box Score - Final  
**Florida St. at Georgia Tech**  
01/03/21 McCamish Pavilion, Atlanta  
2020-21 Men's Basketball

Game Time: 4:00 PM  
Game Duration: 2:12  
Attendance: 1,200

Officials: Mike Roberts, Mark Schnur, Matt Potter

Florida St. - 65

Record: 10-3 (6-2)

NO. Name	Min	FG M-A	3P M-A	FT M-A	Rebounds OR DR TOT	Fouls PF FD	TP	AS	TO	ST	Blocks BS BA	+/-
1 RaiQuan Gray	F 34:25	7-10	0-0	5-8	3 6 9	3 4	19	2	5	3	1 0 -9	
31 Wyatt Wilkes	F 25:42	2-7	1-5	0-0	0 1 1	2 0	5	1	2	1 0 -11		
5 Balsa Koprivica	C 16:30	3-5	0-0	0-2	3 4 7	4 1	6	0	2	0 0 -3		
0 RayQuan Evans	G 27:17	1-6	0-0	3-4	2 3 5	0 2	5	3	3	1 0 -5		
23 M.J. Walker	G 24:51	3-5	1-3	1-2	0 1 1	5 3	8	1	4	1 0 0 -2		
4 Scottie Barnes	22:57	3-5	0-0	3-4	2 1 3	2 3	9	6	4	2 0 1 -10		
24 Sardaar Calhoun	16:57	3-7	0-1	1-1	3 1 4	2 1	7	2	1	0 0 -4		
34 Tanor Ngom	05:43	1-3	0-0	0-0	1 1 2	0 1	2	0	0	0 0 0 -0		
10 Malik Osborne	21:25	0-6	0-3	1-2	0 3 3	4 2	1	0	0	1 2 1 -13		
11 Nathanael Jack	04:13	1-2	1-2	0-0	0 0 0	0 0	3	0	0	0 0 -2		
Team					1 3 4		0			0		
Totals		24-56	3-14	14-23	15 24 39	22 17	65	15	21	9 3 3 -11		

Technical Fouls: NONE

Georgia Tech - 76

Record: 8-5 (4-3)

NO. Name	Min	FG M-A	3P M-A	FT M-A	Rebounds OR DR TOT	Fouls PF FD	TP	AS	TO	ST	Blocks BS BA	+/-
4 Jordan Usher	F 29:41	3-9	1-5	0-0	1 3 4	4 1	7	3	2	1 2 0 8		
5 Moses Wright	F 38:00	8-15	0-3	7-9	1 6 7	2 8	23	2	1	6 1 1 14		
12 Khalid Moore	F 32:24	0-2	0-2	2-2	0 3 3	4 1	2	1	3	0 0 -1		
0 Michael Devoe	G 40:00	4-12	3-7	8-12	3 5 8	2 7	19	5	3	1 0 1 11		
10 Jose Alvarado	G 40:00	8-16	3-7	2-2	1 1 2	3 3	21	6	2	6 0 1 11		
24 Rodney Howard	04:37	0-0	0-0	0-0	1 1 2	0 0	0	1	0	0 0 -2		
1 Kyle Sturdivant	15:18	2-3	0-0	0-0	0 0 0	1 2	4	1	2	0 0 0 14		
Team					3 0 3		0			1		
Totals		25-57	7-24	19-25	10 19 29	17 22	76	19	14	14 3 3 11		

Technical Fouls: NONE

	FSU	GaTech	Points from Turnovers	FSU	GaTech	Period by Period Scoring	1st	2nd	TOT
Biggest lead	6 (1 <sup>st</sup> 11:05)	13 (2 <sup>nd</sup> 0:37)	Paint	36	30	FSU	26	39	65
Best Scoring Run	6 (2 <sup>nd</sup> 15:33)	8 (1 <sup>st</sup> 7:34)	Second Chance	13	12	GaTech	33	43	76
Lead Changes	5		Fast Breaks	20	19				
Times Tied	3		Bench	22	4				
Time with Lead	12:26	24:12							

Official Basketball Box Score - Final  
**Georgia Tech at Louisville**  
02/01/21 KFC Yum! Center, Louisville  
2020-21 Men's Basketball

Game Time: 2:01 PM  
Game Duration: 1:55  
Attendance: 2,868

Officials: Roger Ayers, Pat Driscoll, Tony Henderson

**Georgia Tech - 58**

Record: 8-6 (4-4)

NO. Name	Min	FG		3P	FT	Rebounds		Fouls		TP	AS	TO	ST	Blocks		+/-
		M-A	M-A			OR	DR	PF	FD					BS	BA	
4 Jordan Usher	F 29:36	4-14	2-7	1-2	0	2	2	4	2	11	2	0	1	0	0	-20
5 Moses Wright	F 40:00	6-17	1-2	2-4	5	11	16	0	5	15	3	1	1	7	0	-16
12 Khalid Moore	F 21:27	0-4	0-3	0-0	0	0	0	2	0	0	1	0	0	0	0	-7
0 Michael Devoe	G 36:20	6-15	3-6	2-2	3	6	9	4	4	17	2	2	0	1	2	-10
10 Jose Alvarado	G 37:25	3-11	1-6	0-0	1	4	5	2	0	7	4	3	2	0	1	-16
1 Kyle Sturdivant	14:48	2-4	0-1	1-1	0	0	0	2	1	5	1	0	1	0	0	-4
3 Bubba Parham	10:50	1-3	1-2	0-0	0	1	1	0	0	3	0	0	0	0	0	-7
24 Rodney Howard	09:34	0-0	0-0	0-0	1	3	4	2	1	0	0	0	0	3	0	0
Team						2	0	2		0		2				
Totals		22-68	8-27	6-9		12	27	39	16	13	58	13	8	5	11	3 -16

Technical Fouls: NONE

**Louisville - 74**

Record: 11-4 (6-3)

NO. Name	Min	FG		3P	FT	Rebounds		Fouls		TP	AS	TO	ST	Blocks		+/-
		M-A	M-A			OR	DR	TOT	PF	FD				BS	BA	
11 Quinn Slazinski	F 15:52	1-4	0-2	0-0	0	1	1	2	0	1	2	0	1	1	0	-5
14 Dre Davis	F 29:15	1-5	0-0	4-4	2	4	6	1	4	6	2	4	0	0	3	7
24 Jae'Lyn Withers	F 20:00	2-5	0-0	2-2	3	4	7	3	1	6	1	0	1	2	2	9
1 Carlis Jones	G 38:36	5-17	0-4	2-2	1	5	6	3	2	12	8	1	0	0	2	16
13 David Johnson	G 38:11	9-20	6-11	0-0	2	8	10	1	0	24	0	3	2	1	0	15
10 Samuel Williamson	30:32	8-13	1-1	3-6	7	11	18	0	5	20	1	1	0	0	0	23
21 Charles Minlend	07:34	0-2	0-1	0-0	0	1	1	1	1	0	1	0	0	0	0	8
12 JJ Traynor	03:45	0-0	0-0	0-0	0	0	0	1	0	0	0	0	0	0	0	0
23 Gabe Wznitzer	16:15	2-6	0-0	0-3	4	2	6	3	2	4	0	0	0	0	3	7
Team						0	0	0		0		1				
Totals		28-72	7-19	11-17		20	36	56	13	16	74	13	9	4	3	11 16

Technical Fouls: NONE

	GIT	LOU
Biggest lead	7 (1 <sup>st</sup> 13:43)	20 (2 <sup>nd</sup> 9:03)
Best Scoring Run	10 (1 <sup>st</sup> 13:43)	10 (2 <sup>nd</sup> 14:52)
Lead Changes	10	
Times Tied	5	
Time with Lead	08:24	28:06

Points from Turnovers	GIT	LOU
Paint	22	24
Second Chance	9	20
Fast Breaks	10	0
Bench	8	24

Period by Period Scoring			
	1st	2nd	TOT
GIT	27	31	58
LOU	33	41	74

Official Basketball Box Score - Final  
**Notre Dame at Georgia Tech**  
02/02/21 McCamish Pavilion, Atlanta, GA  
2020-21 Men's Basketball

Game Time: 8:00 PM  
Game Duration: 1:51  
Attendance: 1,200

Officials: Bill Covington, Jr., A.J. Desai, Raymie Styons

Notre Dame - 80

Record: 7-10 (4-7)

NO. Name	Min	FG M-A	3P M-A	FT M-A	Rebounds OR DR TOT	Fouls PF FD	TP	AS	TO	ST	Blocks BS BA	+/-
11 Juwan Durham	F 25:14	8-9	0-0	2-3	2 5 7	1 4	18	3	3	0	1 0 -10	
14 Nate Laszewski	F 34:40	11-13	4-6	1-2	1 2 3	0 3	27	1	1	0	2 0 0	
2 Trey Wertz	G 18:15	0-4	0-1	0-0	0 0 0	0 0	0	0	0	0	0 1 -7	
3 Prentiss Hubb	G 40:00	6-15	2-6	1-2	0 3 3	1 2	15	5	2	1	1 -2	
23 Dane Goodwin	G 37:36	4-6	1-2	4-4	0 3 3	1 2	13	3	0	1	0 -5	
13 Nikola Djogo	17:15	1-2	0-1	0-0	0 2 2	3 0	2	0	0	1	0 4	
5 Cormac Ryan	27:00	2-5	0-2	1-2	0 6 6	3 5	5	3	2	1	0 0 10	
Team					2 0 2		0					
Totals		32-54	7-18	9-13	5 21	26 9 16	80	20	11	5	4 2 -2	

Shooting By Period	
1st FG%	19-29 65.5%
3PT%	6-13 46.2%
FT%	6-7 85.7%
2nd FG%	13-25 52.0%
3PT%	1-5 20.0%
FT%	3-6 50%
GM FG%	32-54 59.3%
3PT%	7-18 38.9%
FT%	9-13 69.2%

Dead Ball Rebounds: 0

Georgia Tech - 82

Record: 9-6 (5-4)

NO. Name	Min	FG M-A	3P M-A	FT M-A	Rebounds OR DR TOT	Fouls PF FD	TP	AS	TO	ST	Blocks BS BA	+/-
4 Jordan Usher	F 27:13	7-12	0-2	2-2	0 1 1	4 1	16	2	5	0	1 1 -7	
5 Moses Wright	F 33:55	6-14	0-0	0-0	5 3 8	1 0	12	0	1	0	1 1 2	
0 Michael Devoe	G 34:04	7-9	3-4	2-4	0 2 2	2 3	19	2	1	0	0 0 5	
3 Bubba Parham	G 31:24	3-6	1-3	1-1	0 3 3	3 3	8	5	0	1	0 5	
10 Jose Alvarado	G 40:00	8-13	3-4	0-0	0 6 6	3 1	19	5	1	6	0 1 2	
12 Khalid Moore	14:09	2-3	0-0	0-2	0 3 3	1 1	4	0	1	1	0 -2	
11 Kyle Sturdivant	12:23	2-3	0-1	0-0	1 1 1	1 0	4	0	0	0	0 5	
24 Rodney Howard	06:52	0-0	0-0	0-0	0 1 1	1 0	0	1	0	0	0 0 0	
Team					1 1 2		0					
Totals		35-60	7-14	5-9	6 21	27 16 9	82	15	9	9	2 4 2	

Technical Fouls:NONE

Shooting By Period	
1st FG%	15-28 53.6%
3PT%	3-8 37.5%
FT%	2-4 50%
2nd FG%	20-32 62.5%
3PT%	4-6 66.7%
FT%	3-5 60%
GM FG%	35-60 58.3%
3PT%	7-14 50.0%
FT%	5-9 55.6%

Dead Ball Rebounds: 2


	ND	GaTech
<b>Biggest lead</b>	17 (1st 6:47)	3 (2nd 1:25)
<b>Best Scoring Run</b>	14 (1st 14:00)	9 (2nd 12:38)
<b>Lead Changes</b>	6	
<b>Times Tied</b>	3	
<b>Time with Lead</b>	35:16	03:19

Points from	ND	GaTech
Turnovers	15	14
Paint	48	48
Second Chance	7	6
Fast Breaks	10	22
Bench	7	8

Period by Period Scoring			
	1st	2nd	TOT
ND	50	30	80
GaTech	35	47	82

# 2020-21 BOX SCORES

Official Basketball Box Score - Final															Game Time: 8:00 PM Game Duration: 2:07 Attendance: 1,876				
Georgia Tech at Clemson															02/21/21 Littlejohn Coliseum, Clemson 2020-21 Clemson Men's Basketball				
Georgia Tech - 72															Record: 9-8 (5-6) Officials: Ted Valentine, AJ Desai, Tony Henderson				
NO. Name	Min	FG	3P	FT	Rebounds	Fouls	TP	AS	TO	ST	Blocks	BS	BA	+/-	Shooting By Period				
		M-A	M-A	M-A	OR DR TOT	PF									1st	2nd	3rd	4th	5th
4 Jordan Usher	F 37:13	5-9	1-3	1-3	1 5 6	1 2	12	2	3	2	1	0	0	3	1st FG% 11-24 45.8%				
5 Moses Wright	F 29:37	6-7	0-0	3-3	2 3 5	4 4	15	1	2	1	4	1	4	-4	3PT% 1-8 12.5%				
0 Michael Devoe	G 39:37	7-12	1-3	8-8	0 2 2	2 6	23	6	3	5	0	0	0	-2	FT% 7-7 100%				
3 Bubba Parham	G 36:36	4-9	1-5	3-3	0 3 3	4 1	12	1	2	1	0	0	0	-2	2nd FG% 15-26 57.7%				
10 Jose Alvarado	G 36:54	3-11	2-7	0-2	1 3 4	0 2	8	0	1	0	0	1	0	-7	3PT% 4-11 36.4%				
12 Khalid Moore	06:02	0-1	0-1	0-0	0 1 1	2 0	0	0	0	1	0	0	0	-2	FT% 8-12 66.7%				
24 Rodney Howard	07:08	0-0	0-0	0-0	0 0 0	3 0	0	0	0	0	0	0	0	5	GM FG% 26-50 52.0%				
1 Kyle Sturdivant	04:53	1-1	0-0	0-0	0 3 3	1 0	2	0	0	0	0	0	0	5	3PT% 5-19 26.3%				
Team					0 0 0										FT% 15-19 78.9%				
Totals		26-50	5-19	15-19	4 20 24	17 15	72	10	13	9	5	2	2	-2	Dead Ball Rebounds: 2.0				
Clemson - 74															Record: 13-5 (7-5) Technical Fouls: Coach 2nd 16:41				
NO. Name	Min	FG	3P	FT	Rebounds	Fouls	TP	AS	TO	ST	Blocks	BS	BA	+/-	Shooting By Period				
		M-A	M-A	M-A	OR DR TOT	PF									1st	2nd	3rd	4th	5th
5 Hunter Tyson	F 13:28	1-4	0-1	2-2	1 1 2	0 0	4	0	1	0	0	0	0	3	1st FG% 8-24 33.3%				
25 Aamir Simms	F 32:59	9-16	3-4	4-5	1 2 3	3 6	25	3	2	1	1	3	2	2	3PT% 2-9 22.2%				
0 Clyde Trapp	G 31:38	2-7	2-4	0-0	0 8 8	4 0	6	3	3	1	0	0	0	-1	FT% 8-9 88.9%				
4 Nick Honor	G 35:30	5-7	2-2	0-0	0 1 1	2 0	12	3	1	2	0	1	6	6	2nd FG% 16-28 57.1%				
12 Alex Hemenway	G 14:45	0-3	0-0	2-2	0 2 2	1 2	0	1	0	1	0	0	1	-2	3PT% 7-9 77.8%				
10 Olivier-Maxence Prosper	13:35	1-2	1-1	2-2	1 1 2	0 1	5	1	0	0	0	0	0	-1	FT% 9-10 90%				
3 Chase Hunter	08:50	0-1	0-0	1-1	1 2 1	0 0	1	1	1	0	0	0	1	1	GM FG% 24-52 46.2%				
2 Al-Amir Dawes	24:07	3-7	1-4	1-2	0 2 2	1 3	8	1	3	0	0	0	0	1	3PT% 9-18 50.0%				
24 PJ Hall	06:12	0-0	0-0	2-2	1 0 1	0 1	2	0	1	0	0	0	0	-1	FT% 17-19 89.5%				
15 John Newman III	07:05	1-3	0-1	0-0	0 1 1	0 3	2	0	0	0	0	0	0	-1	Dead Ball Rebounds: 1.0				
1 Jonathan Baehre	11:51	2-2	0-0	4-4	1 1 2	2 2	8	1	0	0	1	0	3	3					
Team					3 2 5														
Totals		24-52	9-18	17-19	9 22 31	15 17	74	13	16	4	2	5	2	-2	Technical Fouls: NONE				
Georgia Tech - 72															Record: 9-8 (5-6)				
NO. Name	Min	FG	3P	FT	Rebounds	Fouls	TP	AS	TO	ST	Blocks	BS	BA	+/-	Shooting By Period				
		M-A	M-A	M-A	OR DR TOT	PF									1st	2nd	3rd	4th	5th
4 Jordan Usher	F 37:13	5-9	1-3	1-3	1 5 6	1 2	12	2	3	2	1	0	0	3	1st FG% 11-24 45.8%				
5 Moses Wright	F 29:37	6-7	0-0	3-3	2 3 5	4 4	15	1	2	1	4	1	4	-4	3PT% 1-8 12.5%				
0 Michael Devoe	G 39:37	7-12	1-3	8-8	0 2 2	2 6	23	6	3	5	0	0	0	-2	FT% 7-7 100%				
3 Bubba Parham	G 36:36	4-9	1-5	3-3	0 3 3	4 1	12	1	2	1	0	0	0	-2	2nd FG% 15-26 57.7%				
10 Jose Alvarado	G 36:54	3-11	2-7	0-2	1 3 4	0 2	8	0	1	0	0	1	0	-7	3PT% 4-11 36.4%				
12 Khalid Moore	06:02	0-1	0-1	0-0	0 1 1	2 0	0	0	0	1	0	0	0	-2	FT% 8-12 66.7%				
24 Rodney Howard	07:08	0-0	0-0	0-0	0 0 0	3 0	0	0	0	0	0	0	0	5	GM FG% 26-50 52.0%				
1 Kyle Sturdivant	04:53	1-1	0-0	0-0	0 3 3	1 0	2	0	0	0	0	0	0	5	3PT% 5-19 26.3%				
Team					0 0 0										FT% 15-19 78.9%				
Totals		26-50	5-19	15-19	4 20 24	17 15	72	10	13	9	5	2	2	-2	Dead Ball Rebounds: 2.0				



Official Basketball Box Score - Final

Pittsburgh at Georgia Tech

02/14/21 McCamish Pavilion, Atlanta

2020-21 Men's Basketball

Game Time: 4:00 PM

Game Duration: 2:02

Attendance: 1,200

Pittsburgh - 65

Record: 9-7 (5-6)

NO. Name	Min	FG	3P	FT	Rebounds	Fouls	TP	AS	TO	ST	Blocks	BS	BA	+/-	Shooting By Period				
		M-A	M-A	M-A	OR DR TOT	PF									1st	2nd	3rd	4th	5th
11 Justin Champagnie	F 37:35	5-6	0-1	3-3	1 5 6	2 4	13	1	2	0	0	0	0	-4	1st FG% 8-21 38.1%				
12 Abdoul Karim Coulibaly	F 37:18	1-5	0-2	0-0	3 5 8	3 0	2	2	2	3	1	1	1	-1	3PT% 2-8 25.0%				
0 Ithiel Horton	G 33:20	7-13	4-8	0-0	0 1 1	4 1	18	1	0	1	0	0	0	2	FT% 4-10 40%				
1 Xavier Johnson	G 20:32	5-8	1-3	2-2	1 0 1	5 1	13	4	7	2	0	0	0	2	2nd FG% 17-28 60.7%				
5 Au'Diese Toney	G 36:04	6-14	2-4	1-4	3 6 9	3 2	15	2	3	2	0	0	0	-1	3PT% 5-10 50.0%				
2 Femi Odukale	21:53	1-3	0-0	0-2	0 2 2	1 1	2	4	3	0	0	0	1	-11	FT% 4-5 80%				
24 William Jeffress	08:09	0-0	0-0	2-4	0 2 2	0 2	2	0	0	0	0	0	0	-8	GM FG% 25-49 51.0%				
22 Nike Sibande	02:27	0-0	0-0	0-0	0 0 0	0 0	0	0	0	0	0	0	0	-2	3PT% 7-18 38.9%				
21 Terrell Brown	02:42	0-0	0-0	0-0	0 0 0	1 0	0	0	1	0	0	0	0	-5	FT% 8-15 53.3%				
Team					0 0 0										Dead Ball Rebounds: 4.0				
Totals		25-49	7-18	8-15	8 21 29	19 11	65	14	18	8	1	2	6	-5	Technical Fouls: Johnson 1st 9:32 Horton 2nd 10:58				


Georgia Tech - 71

Record: 10-8 (6-6)

NO. Name	Min	FG	3P	FT	Rebounds	Fouls	TP	AS	TO	ST	Blocks	BS	BA	+/-	Shooting By Period				
		M-A	M-A	M-A	OR DR TOT	PF									1st	2nd	3rd	4th	5th
4 Jordan Usher	F 22:47	1-5	0-2	0-1	0 2 2	2 2	2	2	2	4	0	0	0	-6	1st FG% 12-28 42.9%				
5 Moses Wright	F 35:57	9-13	1-2	5-6	1 3 4	2 6	24	2	3	1	2	0	8	8	3PT% 3-11 27.3%				
12 Khalid Moore	F 37:35	2-3	1-2	2-2	1 0 1	4 1	7	1	2	0	0	0	0	3	FT% 4-4 100%				
0 Michael Devoe	G 36:17	3-7	1-4	6-6	0 3 3	0 5	13	3	1	1	0	0	5	5	2nd FG% 10-19 52.6%				
10 Jose Alvarado	G 32:42	3-6	0-1	6-6	2 5 7	1 2	12	5	3	2	0	1	5	5	3PT% 3-7 42.9%				
24 Rodney Howard	04:03	0-1	0-0	0-0	0 0 0	1 0	0	0	0	0	0	0	0	-2	FT% 17-19 89.5%				
3 Bubba Parham	20:31	3-8	3-6	2-2	1 1 2	2 1	11	0	0	0	1	0	0	14	GM FG% 22-47 46.8%				
1 Kyle Sturdivant	10:08	1-4	0-1	0-0	0 2 2	0 0	2	3	1	0	0	0	0	3	3PT% 6-18 33.3%				
Team					0 3 3										FT% 21-23 91.3%				
Totals		22-47	6-18	21-23	5 19 24	12 17	71	16	13	9	2	1	6	-6	Dead Ball Rebounds: 1.0				

Technical Fouls: Usher 1st 9:32

Biggest lead	Pitt	GaTech	Points from Turnovers	Pitt	GaTech	Period by Period Scoring			
						1st	2nd	TOT	
Best Scoring Run	9(2nd 4:36)	7(1st 5:16)	Paint	32	28	Pitt	22	43	65
Lead Changes	1		Second Chance	9	5				
Times Tied	5		Fast Breaks	8	4	GaTech	31	40	71
Time with Lead	08:59	25:28	Bench	4	13				



Official Basketball Game Score - Final

Duke at Georgia Tech

03/02/21 McCamish Pavilion, Atlanta

2020-21 Men's Basketball

Game Time: 8:00 PM

Game Duration: 2:20

Attendance: 1,500

Officials: Ted Valentine, Bill Covington, Jr., Jeffrey Anderson

Duke - 77

Record: 11-10 (9-8)

NO.	Name	F	Min	FG		3P		FT		Rebounds		Fouls		TP	AS	TO	ST	Blocks		+/-																										
				M/A	M/A	M/A	M/A	M/A	M/A	OR	DR	TOF	PF					BS	BA																											
0	Wendell Moore Jr.	F	40:25	9-19	2-4	0-0	0-0	2	6	8	3	2	20	3	1	4	0	3	0	0	1 <sup>st</sup> FG%	15-32	46.9%																							
21	Matthew Hurt	F	29:01	5-8	1-2	1-1	1	3	4	5	3	12	2	2	2	1	0	0	-1		3PT%	3-11	27.3%																							
15	Mark Williams	G	34:33	9-9	0-0	2-7	4	3	7	5	20	1	1	1	3	3	0	-1		FT%	1-2	50%																								
2	DJ Steward	G	30:49	2-8	1-6	3-3	1	2	3	0	2	8	1	3	0	0	0	-3		2 <sup>nd</sup> FG%	11-23	47.8%																								
3	Jeremy Roach	G	25:46	1-3	1-3	0-0	1	1	1	3	2	3	2	3	2	3	0	0	-5		3PT%	2-8	25.0%																							
5	Jaemyn Brakefield	F	19:00	1-8	0-4	0-1	0	2	2	0	2	2	1	1	1	0	0	-1	-3	OT FG%	4-13	30.8%																								
14	Jordan Goldwire	F	32:00	2-6	1-3	0-0	1	5	6	2	0	5	8	2	0	0	0	0	-4		3PT%	2-7	28.6%																							
3	Henry Baker	F	11:06	1-5	1-4	3-3	0	1	1	1	1	6	1	0	0	0	0	0	-1		FT%	3-7	42.9%																							
14	Henry Coleman III	G	00:57	0-1	0-0	0-0	1	0	1	1	0	1	0	0	0	0	0	0	-1		GM FG%	30-68	44.1%																							
12	Patrick Tape	F	01:23	0-1	0-0	1-2	1	0	1	0	1	1	0	1	0	0	0	0	0		3PT%	7-26	26.9%																							
Team																						Dead Ball Rebounds: 4, 0																								
Totals				30-68		7-26		10-17		11 25 36		20 18		77		19 14		9 3 5		-4																										

Technical Fouls: NONE

Georgia Tech - 81

Record: 14-5 (10-5)

NO.	Name	F	Min	FG		3P		FT		Rebounds		Fouls		TP	AS	TO	ST	Blocks		+/-																										
				M/A	M/A	M/A	M/A	M/A	M/A	OR	DR	TOF	PF					BS	BA																											
4	Jordan Usher	F	24:18	6-11	2-4	0-1	0	4	4	2	2	14	2	4	1	0	1	0	-6		1 <sup>st</sup> FG%	12-26	46.2%																							
5	Moses Wright	F	43:25	13-20	1-1	2-4	8	6	14	4	4	29	5	4	0	3	1	0	-1		3PT%	4-12	33.3%																							
12	Khalid Moore	F	38:43	2-4	0-1	3-4	0	6	6	2	3	7	1	1	1	0	0	3		FT%	3-5	60%																								
0	Michael Devoe	G	44:00	3-13	1-7	1-10	0	7	7	3	16	15	4	1	2	1	1	8		2 <sup>nd</sup> FG%	13-32	40.6%																								
10	Jose Alvarado	G	45:00	3-10	0-4	4-4	1	3	4	2	10	3	1	3	3	0	0	4		3PT%	2-9	22.2%																								
1	Kyle Sturdivant	G	04:55	2-3	2-3	0-0	0	0	0	1	0	6	1	1	0	0	0	5		OT FG%	5-6	83.3%																								
3	Bubba Parham	F	23:04	0-3	0-2	0-0	2	0	2	0	0	1	1	2	0	0	0	2		3PT%	4-6	66.7%																								
24	Rodney Howard	F	01:35	0-0	0-0	0-0	0	0	0	0	0	0	0	0	0	1	0	0	-1		3PT%	0-1	0.0%																							
Team																						GM FG%																								
Totals				29-64		6-22		17-23		12 27 39		18 20 81		17 15		9 5 3		4				Dead Ball Rebounds: 4, 3																								

Technical Fouls: NONE

	Duke	GaTech
Biggest lead	6 (1 <sup>st</sup> 1:26)	8 (2 <sup>nd</sup> 5:23)
Best Scoring Run	10 (1 <sup>st</sup> OT 4:42)	6 (2 <sup>nd</sup> 9:36)
Lead Changes	11	
Times Tied	6	
Time with Lead	19:35	18:31

Points from	Duke	GaTech	Period by Period Scoring			
			1st	2nd	OT1	TOT
Turnovers	21	16				
Paint	44	40				
Second Chance	11	10				
Fast Breaks	14	8				
Bench	14	6				
GaTech	31	33	17	81		





**2020-21 Georgia Tech Men's Basketball**  
**Points-rebounds-assists**  
**All games**

Page 1/2  
as of Mar 03, 2021

Opponent	Date	Score		0 DEVOE,MICH	1 STURDIVANT	2 GIGIBERIA,	3 PARHAM,BUB	4 USHER,JORD	5 WRIGHT,MOS	10 ALVARADO,J	11 MAXWELL,TR	12 MOORE,KHAL	13 BOYD,COLEM	14 DIDENKO,DA
GSU	11/25/2020	120-123	Lot4	24-13-3	0-0-0	0-2-0	16-5-2	15-10-1	31-19-2	29-10-4	DNP	5-5-0	DNP	DNP
Mercer	11/27/2020	73-83	L	14-5-3	0-2-1	DNP	12-2-1	11-8-3	20-5-1	8-3-7	DNP	2-2-0	DNP	DNP
vs UK	12/06/2020	79-62	W	0-3-5	15-2-3	DNP	17-2-5	12-2-3	21-7-2	10-3-1	DNP	4-0-1	DNP	DNP
at Nebr	12/09/2020	75-64	W	12-3-0	2-5-1	DNP	7-4-2	6-3-3	13-8-4	24-1-3	DNP	11-8-0	DNP	DNP
at FSU	12/15/2020	61-74	L	21-5-0	5-1-2	0-0-0	0-2-1	12-4-3	12-2-0	7-1-1	DNP	4-5-4	DNP	DNP
FAMU	12/18/2020	74-64	W	15-4-8	0-0-1	2-4-0	13-8-3	6-6-2	24-7-0	11-2-4	DNP	3-4-0	DNP	DNP
DSU	12/20/2020	97-69	W	5-5-5	4-2-2	2-6-1	5-3-1	10-5-6	16-4-3	29-2-5	3-0-0	11-3-1	0-0-0	0-1-0
UNC	12/30/2020	72-67	W	20-2-4	0-0-0	DNP	9-4-3	14-1-2	8-6-1	20-7-7	DNP	1-3-1	DNP	DNP
Wake	01/03/2021	70-54	W	17-4-1	7-1-0	0-1-0	8-3-3	1-8-5	8-6-5	25-4-2	DNP	4-3-1	DNP	0-0-0
Clem	01/20/2021	83-65	W	22-4-6	7-1-2	3-0-0	1-2-3	21-4-3	21-3-3	8-4-4	DNP	DNP	0-0-0	0-0-0
at UVa	01/23/2021	62-64	L	3-2-1	0-1-0	DNP	3-5-0	19-6-1	13-4-2	20-1-8	DNP	4-2-0	DNP	DNP
at Duke	01/26/2021	68-75	L	4-3-1	2-1-2	DNP	6-1-0	9-2-1	12-14-6	26-4-5	DNP	9-2-0	DNP	DNP
FSU	01/30/2021	76-65	W	19-8-5	4-0-1	DNP	DNP	7-4-3	23-7-2	21-2-6	DNP	2-3-1	DNP	DNP
at LOU	02/01/2021	58-74	L	17-9-2	5-0-1	DNP	3-1-0	11-2-2	15-16-3	7-5-4	DNP	0-0-1	DNP	DNP
ND	02/06/2021	82-80	W	19-2-2	4-1-0	DNP	8-3-5	16-1-2	12-8-0	19-6-5	DNP	4-3-0	DNP	DNP
UVa	02/10/2021	49-57	L	2-3-3	1-0-1	DNP	5-3-0	12-3-4	8-6-1	18-3-2	DNP	3-0-0	DNP	DNP
at Clem	02/12/2021	72-74	L	23-2-6	2-3-0	DNP	12-3-1	12-6-2	15-5-1	8-4-0	DNP	0-1-0	DNP	DNP
Pitt	02/14/2021	71-65	W	13-3-3	2-2-3	DNP	11-2-0	2-2-2	24-4-2	12-7-5	DNP	7-1-1	DNP	DNP
at Miami	02/20/2021	87-60	W	29-2-0	5-1-2	2-0-1	3-1-3	8-5-4	14-12-3	16-2-6	DNP	2-4-2	DNP	0-1-0
at Hokies	02/23/2021	69-53	W	12-2-4	3-0-0	0-1-0	3-0-0	6-0-3	26-10-3	13-3-3	DNP	6-5-1	DNP	0-0-0
Syr	02/27/2021	84-77	W	18-6-5	0-0-0	DNP	3-2-0	19-7-7	31-16-2	4-0-6	DNP	9-5-6	DNP	DNP
Duke	03/02/2021	81-77	Wot	15-7-4	6-0-1	DNP	0-2-1	14-4-2	29-14-5	10-4-3	DNP	7-6-1	DNP	DNP



2020-21 Georgia Tech Men's Basketball  
Points-rebounds-assists  
All games

Page 2/2  
as of Mar 03, 2021

Opponent	Date	Score		23 MEKA,JORDA	24 HOWARD,ROD	34 BROADWAY,N	35 JAMES,JEHL	45 MEDLOCK,SH	55 RICE,MALAC
GSU	11/25/2020	120-123	Lot4	DNP	0-1-0	DNP	DNP	DNP	DNP
Mercer	11/27/2020	73-83	L	0-1-0	6-4-0	DNP	DNP	DNP	DNP
vs UK	12/06/2020	79-62	W	DNP	DNP	DNP	DNP	DNP	DNP
at Nebr	12/09/2020	75-64	W	DNP	DNP	DNP	DNP	DNP	DNP
at FSU	12/15/2020	61-74	L	DNP	DNP	DNP	DNP	DNP	DNP
FAMU	12/18/2020	74-64	W	DNP	0-0-0	DNP	DNP	DNP	DNP
DSU	12/20/2020	97-69	W	DNP	7-1-0	0-0-0	0-1-0	2-0-0	3-0-1
UNC	12/30/2020	72-67	W	DNP	0-0-0	DNP	DNP	DNP	DNP
Wake	01/03/2021	70-54	W	DNP	0-1-0	DNP	DNP	DNP	DNP
Clem	01/20/2021	83-65	W	DNP	0-0-0	0-0-0	0-0-0	0-0-0	DNP
at UVa	01/23/2021	62-64	L	DNP	DNP	DNP	DNP	DNP	DNP
at Duke	01/26/2021	68-75	L	DNP	DNP	DNP	DNP	DNP	DNP
FSU	01/30/2021	76-65	W	DNP	0-2-1	DNP	DNP	DNP	DNP
at LOU	02/01/2021	58-74	L	DNP	0-4-0	DNP	DNP	DNP	DNP
ND	02/06/2021	82-80	W	DNP	0-1-1	DNP	DNP	DNP	DNP
UVa	02/10/2021	49-57	L	DNP	DNP	DNP	DNP	DNP	DNP
at Clem	02/12/2021	72-74	L	DNP	0-0-0	DNP	DNP	DNP	DNP
Pitt	02/14/2021	71-65	W	DNP	0-0-0	DNP	DNP	DNP	DNP
at Miami	02/20/2021	87-60	W	DNP	8-3-1	DNP	0-3-0	DNP	DNP
at Hokies	02/23/2021	69-53	W	DNP	0-0-0	DNP	0-0-0	DNP	DNP
Syr	02/27/2021	84-77	W	DNP	DNP	DNP	DNP	DNP	DNP
Duke	03/02/2021	81-77	Wot	DNP	0-0-0	DNP	DNP	DNP	DNP



# 2020-21 Georgia Tech Men's Basketball Team Game-by-Game All games

Page 1/1  
as of Mar 03, 2021

				Total		3-Pointers		Free throws		Rebounds											
Opponent	Date	Score		FG-FGA	PCT	3FG-FGA	PCT	FT-FTA	PCT	OFF	DEF	TOT	AVG	PF	A	TO	BLK	STL	PTS	AVG	
Georgia St.	11/25/2020	120-123	Lot4	36-98	.367	7-32	.219	41-59	.695	33	37	70	70.0	29	12	22	4	12	120	120.0	
Mercer	11/27/2020	73-83	L	28-61	.459	8-24	.333	9-11	.818	8	27	35	52.5	15	16	15	1	5	73	96.5	
vs Kentucky	12/06/2020	79-62	W	31-60	.517	8-21	.381	9-11	.818	4	19	23	42.7	14	20	6	5	15	79	90.7	
at Nebraska	12/09/2020	75-64	W	26-58	.448	8-25	.320	15-20	.750	8	26	34	40.5	19	13	9	2	8	75	86.8	
at Florida St.	12/15/2020	61-74	L	22-51	.431	5-20	.250	12-15	.800	6	17	23	37.0	17	11	12	2	7	61	81.6	
Florida A&M	12/18/2020	74-64	W	27-57	.474	9-22	.409	11-16	.688	12	26	38	37.2	12	18	10	3	4	74	80.3	
Delaware St.	12/20/2020	97-69	W	33-60	.550	9-23	.391	22-28	.786	6	29	35	36.9	19	25	9	2	9	97	82.7	
North Carolina	12/30/2020	72-67	W	27-51	.529	10-22	.455	8-16	.500	2	23	25	35.4	17	18	13	2	11	72	81.4	
Wake Forest	01/03/2021	70-54	W	26-52	.500	9-26	.346	9-14	.643	3	28	31	34.9	13	17	14	4	11	70	80.1	
Clemson	01/20/2021	83-65	W	31-54	.574	16-27	.593	5-8	.625	5	14	19	33.3	13	21	10	2	11	83	80.4	
at Virginia	01/23/2021	62-64	L	24-53	.453	9-15	.600	5-6	.833	3	22	25	32.5	11	12	6	8	8	62	78.7	
at Duke	01/26/2021	68-75	L	28-64	.438	8-24	.333	4-5	.800	5	23	28	32.2	17	15	11	5	8	68	77.8	
Florida St.	01/30/2021	76-65	W	25-57	.439	7-24	.292	19-25	.760	10	19	29	31.9	17	19	14	3	14	76	77.7	
at Louisville	02/01/2021	58-74	L	22-68	.324	8-27	.296	6-9	.667	12	27	39	32.4	16	13	8	11	5	58	76.3	
Notre Dame	02/06/2021	82-80	W	35-60	.583	7-14	.500	5-9	.556	6	21	27	32.1	16	15	9	2	9	82	76.7	
Virginia	02/10/2021	49-57	L	18-50	.360	4-21	.190	9-11	.818	3	18	21	31.4	9	11	8	2	6	49	74.9	
at Clemson	02/12/2021	72-74	L	26-50	.520	5-19	.263	15-19	.789	4	20	24	30.9	17	10	13	5	9	72	74.8	
Pittsburgh	02/14/2021	71-65	W	22-47	.468	6-18	.333	21-23	.913	5	19	24	30.6	12	16	13	2	9	71	74.6	
at Miami (FL)	02/20/2021	87-60	W	36-63	.571	11-26	.423	4-4	1.000	8	27	35	30.8	16	22	11	1	10	87	75.2	
at Virginia Tech	02/23/2021	69-53	W	26-50	.520	8-20	.400	9-14	.643	7	16	23	30.4	12	14	7	3	9	69	74.9	
Syracuse	02/27/2021	84-77	W	33-66	.500	5-18	.278	13-21	.619	16	25	41	30.9	16	26	13	2	9	84	75.3	
Duke	03/02/2021	81-77	Wot	29-64	.453	6-22	.273	17-23	.739	12	27	39	31.3	18	17	15	5	9	81	75.6	
Total		1663		611-1294	.472	173-490	.353	268-367	.730	178	510	688	31.3	345	361	248	76	198	1663	75.6	
Opponents		1546		569-1251	.455	158-435	.363	250-353	.708	215	549	764	34.7	335	319	339	63	121	1546	70.3	

## Georgia Tech Averages

Games Played	Points/game	FG Pct	3FG Pct	FT Pct	Rebounds/game	Assists/game	Turnovers/game	Assist/Turnover ratio	Steals/game	Blocks/game
22	75.6	47.2	35.3	73.0	31.3	16.4	11.3	1.5	9.0	3.5





# 2020-21 Georgia Tech Men's Basketball Opponents Game-by-Game All games

Page 1/1  
as of Mar 03, 2021

				Total		3-Pointers		Free throws		Rebounds											
Opponent	Date	Score		FG-FGA	PCT	3FG-FGA	PCT	FT-FTA	PCT	OFF	DEF	TOT	AVG	PF	A	TO	BLK	STL	PTS	AVG	
Georgia St.	11/25/2020	120-123	Lot4	46-95	.484	10-30	.333	21-38	.553	22	36	58	58.0	36	16	20	9	8	123	123.0	
Mercer	11/27/2020	73-83	L	27-61	.443	12-25	.480	17-18	.944	7	26	33	45.5	11	22	10	4	8	83	103.0	
vs Kentucky	12/06/2020	79-62	W	22-49	.449	8-20	.400	10-11	.909	6	22	28	39.7	13	16	21	1	4	62	89.3	
at Nebraska	12/09/2020	75-64	W	23-61	.377	8-23	.348	10-15	.667	15	27	42	40.3	19	14	16	1	3	64	83.0	
at Florida St.	12/15/2020	61-74	L	27-51	.529	8-17	.471	12-16	.750	7	22	29	38.0	15	13	13	1	6	74	81.2	
Florida A&M	12/18/2020	74-64	W	24-55	.436	7-17	.412	9-13	.692	6	22	28	36.3	13	9	9	0	4	64	78.3	
Delaware St.	12/20/2020	97-69	W	23-53	.434	8-26	.308	15-21	.714	6	24	30	35.4	22	12	20	1	4	69	77.0	
North Carolina	12/30/2020	72-67	W	25-56	.446	8-20	.400	9-14	.643	10	27	37	35.6	19	17	18	2	7	67	75.8	
Wake Forest	01/03/2021	70-54	W	22-53	.415	3-20	.150	7-11	.636	6	25	31	35.1	10	10	18	0	9	54	73.3	
Clemson	01/20/2021	83-65	W	25-48	.521	9-18	.500	6-7	.857	9	19	28	34.4	15	16	20	3	6	65	72.5	
at Virginia	01/23/2021	62-64	L	25-52	.481	8-18	.444	6-7	.857	6	26	32	34.2	8	14	9	7	2	64	71.7	
at Duke	01/26/2021	68-75	L	26-58	.448	5-16	.313	18-22	.818	11	32	43	34.9	10	16	14	3	8	75	72.0	
Florida St.	01/30/2021	76-65	W	24-56	.429	3-14	.214	14-23	.609	15	24	39	35.2	22	15	21	3	9	65	71.5	
at Louisville	02/01/2021	58-74	L	28-72	.389	7-19	.368	11-17	.647	20	36	56	36.7	13	13	9	3	4	74	71.6	
Notre Dame	02/06/2021	82-80	W	32-54	.593	7-18	.389	9-13	.692	5	21	26	36.0	9	20	11	4	5	80	72.2	
Virginia	02/10/2021	49-57	L	24-49	.490	7-20	.350	2-2	1.000	5	30	35	35.9	9	16	17	7	2	57	71.3	
at Clemson	02/12/2021	72-74	L	24-52	.462	9-18	.500	17-19	.895	9	22	31	35.6	15	13	16	2	4	74	71.4	
Pittsburgh	02/14/2021	71-65	W	25-49	.510	7-18	.389	8-15	.533	8	21	29	35.3	19	14	18	1	8	65	71.1	
at Miami (FL)	02/20/2021	87-60	W	20-51	.392	5-17	.294	15-21	.714	7	19	26	34.8	5	10	15	2	4	60	70.5	
at Virginia Tech	02/23/2021	69-53	W	19-46	.413	5-14	.357	10-14	.714	12	19	31	34.6	15	12	16	3	1	53	69.6	
Syracuse	02/27/2021	84-77	W	28-62	.452	7-21	.333	14-19	.737	12	24	36	34.7	17	12	14	3	6	77	70.0	
Duke	03/02/2021	81-77	Wot	30-68	.441	7-26	.269	10-17	.588	11	25	36	34.7	20	19	14	3	9	77	70.3	
Total		1546		569-1251	.455	158-435	.363	250-353	.708	215	549	764	34.7	335	319	339	63	121	1546	70.3	
Georgia Tech		1663		611-1294	.472	173-490	.353	268-367	.730	178	510	688	31.3	345	361	248	76	198	1663	75.6	

## Opponents Averages

Games Played	Points/game	FG Pct	3FG Pct	FT Pct	Rebounds/game	Assists/game	Turnovers/game	Assist/Turnover ratio	Steals/game	Blocks/game
22	70.3	45.5	36.3	70.8	34.7	14.5	15.4	0.9	5.5	2.9



**2020-21 Georgia Tech Men's Basketball  
Individual Game-by-Game  
All games**

Page 1/17  
as of Mar 03, 2021

**#0 DEVOE, Michael**

Opponent	Date	GS	MIN	Total		3-Pointers		Free throws		Rebounds				PF	A	T/O	BLK	STL	PTS	AVG
				FG-FGA	PCT	3FG-3FGA	PCT	FT-FTA	PCT	OFF	DEF	TOT	AVG							
Georgia St.	11/25/2020	*	47:36	9-25	.360	3-12	.250	3-4	.750	5	8	13	13.0	3	3	8	0	0	24	24.0
Mercer	11/27/2020	*	34:15	4-9	.444	2-4	.500	4-5	.800	1	4	5	9.0	4	3	3	0	0	14	19.0
vs Kentucky	12/06/2020	*	31:18	0-6	.000	0-3	.000	0-0	.000	0	3	3	7.0	0	5	1	0	3	0	12.7
at Nebraska	12/09/2020	*	23:19	4-9	.444	2-6	.333	2-2	1.000	0	3	3	6.0	2	0	4	0	1	12	12.5
at Florida St.	12/15/2020	*	34:38	7-15	.467	2-6	.333	5-6	.833	1	4	5	5.8	2	0	4	0	0	21	14.2
Florida A&M	12/18/2020	*	37:33	6-11	.545	2-4	.500	1-2	.500	0	4	4	5.5	1	8	3	1	1	15	14.3
Delaware St.	12/20/2020	*	24:30	2-5	.400	1-3	.333	0-0	.000	1	4	5	5.4	3	5	1	0	1	5	13.0
North Carolina	12/30/2020	*	37:00	7-11	.636	4-7	.571	2-4	.500	0	2	2	5.0	0	4	5	0	0	20	13.9
Wake Forest	01/03/2021	*	32:46	6-14	.429	4-10	.400	1-2	.500	0	4	4	4.9	1	1	4	0	2	17	14.2
Clemson	01/20/2021	*	37:07	8-12	.667	6-7	.857	0-0	.000	0	4	4	4.8	2	6	1	0	3	22	15.0
at Virginia	01/23/2021	*	26:14	1-8	.125	1-3	.333	0-0	.000	0	2	2	4.5	1	1	1	0	0	3	13.9
at Duke	01/26/2021	*	22:49	2-9	.222	0-3	.000	0-0	.000	0	3	3	4.4	2	1	2	0	1	4	13.1
Florida St.	01/30/2021	*	40:00	4-12	.333	3-7	.429	8-12	.667	3	5	8	4.7	2	5	3	0	1	19	13.5
at Louisville	02/01/2021	*	36:20	6-15	.400	3-6	.500	2-2	1.000	3	6	9	5.0	4	2	2	1	0	17	13.8
Notre Dame	02/06/2021	*	34:04	7-9	.778	3-4	.750	2-4	.500	0	2	2	4.8	2	2	1	0	1	19	14.1
Virginia	02/10/2021	*	34:29	1-10	.100	0-5	.000	0-0	.000	0	3	3	4.7	0	3	2	1	0	2	13.4
at Clemson	02/12/2021	*	39:37	7-12	.583	1-3	.333	8-8	1.000	0	2	2	4.5	2	6	3	0	5	23	13.9
Pittsburgh	02/14/2021	*	36:17	3-7	.429	1-4	.250	6-6	1.000	0	3	3	4.4	0	3	1	0	1	13	13.9
at Miami (FL)	02/20/2021	*	29:18	11-16	.688	7-11	.636	0-0	.000	2	0	2	4.3	1	0	3	0	2	29	14.7
at Virginia Tech	02/23/2021	*	36:32	5-14	.357	1-6	.167	1-2	.500	0	2	2	4.2	2	4	2	1	1	12	14.6
Syracuse	02/27/2021	*	38:22	7-16	.438	3-10	.300	1-2	.500	1	5	6	4.3	0	5	2	0	2	18	14.7
Duke	03/02/2021	*	44:00	3-13	.231	1-7	.143	8-10	.800	0	7	7	4.4	3	4	1	1	2	15	14.7
<b>Totals</b>		<b>22</b>	<b>758:04</b>	<b>110-258</b>	<b>.426</b>	<b>50-131</b>	<b>.382</b>	<b>54-71</b>	<b>.761</b>	<b>17</b>	<b>80</b>	<b>97</b>	<b>4.4</b>	<b>37</b>	<b>71</b>	<b>57</b>	<b>5</b>	<b>27</b>	<b>324</b>	<b>14.7</b>

**Player Averages**

Games Played	Minutes/ game	Points/ game	FG Pct	3FG Pct	FT Pct	Rebounds/ game	Assists/ game	Turnovers/ game	Assist/Turnover ratio	Steals/ game	Blocks/ game
22	34.5	14.7	42.6	38.2	76.1	4.4	3.2	2.6	1.2	1.2	0.2



**2020-21 Georgia Tech Men's Basketball  
Individual Game-by-Game  
All games**

Page 2/17  
as of Mar 03, 2021

**#1 STURDIVANT, Kyle**

Opponent	Date	GS	MIN	Total		3-Pointers		Free throws		Rebounds				PF	A	T/O	BLK	STL	PTS	AVG
				FG-FGA	PCT	3FG-3FGA	PCT	FT-FTA	PCT	OFF	DEF	TOT	AVG							
Georgia St.	11/25/2020		01:31	0-0	.000	0-0	.000	0-0	.000	0	0	0	0.0	0	0	0	0	0	0	0.0
Mercer	11/27/2020		09:41	0-2	.000	0-1	.000	0-0	.000	1	1	2	1.0	1	1	0	0	0	0	0.0
vs Kentucky	12/06/2020		21:14	5-6	.833	1-2	.500	4-4	1.000	0	2	2	1.3	0	3	1	0	1	15	5.0
at Nebraska	12/09/2020		29:43	1-6	.167	0-2	.000	0-2	.000	0	5	5	2.3	4	1	2	0	0	2	4.3
at Florida St.	12/15/2020		22:36	2-5	.400	0-1	.000	1-1	1.000	0	1	1	2.0	2	2	1	1	0	5	4.4
Florida A&M	12/18/2020		05:14	0-0	.000	0-0	.000	0-0	.000	0	0	0	1.7	0	1	0	0	0	0	3.7
Delaware St.	12/20/2020		15:14	1-4	.250	0-1	.000	2-3	.667	0	2	2	1.7	2	2	1	0	0	4	3.7
North Carolina	12/30/2020		01:25	0-0	.000	0-0	.000	0-0	.000	0	0	0	1.5	0	0	0	0	0	0	3.3
Wake Forest	01/03/2021		11:29	3-5	.600	1-2	.500	0-0	.000	0	1	1	1.4	1	0	1	0	1	7	3.7
Clemson	01/20/2021		16:25	2-4	.500	1-2	.500	2-2	1.000	0	1	1	1.4	0	2	2	0	0	7	4.0
at Virginia	01/23/2021		07:56	0-1	.000	0-0	.000	0-0	.000	0	1	1	1.4	1	0	1	0	0	0	3.6
at Duke	01/26/2021		10:25	1-3	.333	0-0	.000	0-0	.000	0	1	1	1.3	2	2	0	0	0	2	3.5
Florida St.	01/30/2021		15:18	2-3	.667	0-0	.000	0-0	.000	0	0	0	1.2	1	1	2	0	0	4	3.5
at Louisville	02/01/2021		14:48	2-4	.500	0-1	.000	1-1	1.000	0	0	0	1.1	2	1	0	0	1	5	3.6
Notre Dame	02/06/2021		12:23	2-3	.667	0-1	.000	0-0	.000	0	1	1	1.1	1	0	0	0	0	4	3.7
Virginia	02/10/2021		10:33	0-0	.000	0-0	.000	1-2	.500	0	0	0	1.1	1	1	0	0	0	1	3.5
at Clemson	02/12/2021		04:53	1-1	1.000	0-0	.000	0-0	.000	0	3	3	1.2	1	0	0	0	0	2	3.4
Pittsburgh	02/14/2021		10:08	1-4	.250	0-1	.000	0-0	.000	0	2	2	1.2	0	3	1	0	0	2	3.3
at Miami (FL)	02/20/2021		14:30	2-5	.400	1-2	.500	0-0	.000	0	1	1	1.2	1	2	2	0	0	5	3.4
at Virginia Tech	02/23/2021		07:38	1-3	.333	1-2	.500	0-0	.000	0	0	0	1.2	0	0	0	0	0	3	3.4
Syracuse	02/27/2021		04:23	0-0	.000	0-0	.000	0-0	.000	0	0	0	1.1	1	0	0	0	0	0	3.2
Duke	03/02/2021		04:55	2-3	.667	2-3	.667	0-0	.000	0	0	0	1.0	1	1	1	0	0	6	3.4
<b>Totals</b>		<b>0</b>	<b>252:21</b>	<b>28-62</b>	<b>.452</b>	<b>7-21</b>	<b>.333</b>	<b>11-15</b>	<b>.733</b>	<b>1</b>	<b>22</b>	<b>23</b>	<b>1.0</b>	<b>22</b>	<b>23</b>	<b>15</b>	<b>1</b>	<b>3</b>	<b>74</b>	<b>3.4</b>

**Player Averages**

Games Played	Minutes/ game	Points/ game	FG Pct	3FG Pct	FT Pct	Rebounds/ game	Assists/ game	Turnovers/ game	Assist/Turnover ratio	Steals/ game	Blocks/ game
22	11.5	3.4	45.2	33.3	73.3	1.0	1.0	0.7	1.5	0.1	0.0



2020-21 Georgia Tech Men's Basketball  
Individual Game-by-Game  
All games

Page 3/17  
as of Mar 03, 2021

#2 GIGIBERIA, Saba

Opponent	Date	GS	MIN	Total		3-Pointers		Free throws		Rebounds				PF	A	T/O	BLK	STL	PTS	AVG
				FG-FGA	PCT	3FG-3FGA	PCT	FT-FTA	PCT	OFF	DEF	TOT	AVG							
Georgia St.	11/25/2020		05:23	0-0	.000	0-0	.000	0-0	.000	1	1	2	2.0	1	0	0	0	0	0	0.0
at Florida St.	12/15/2020		01:54	0-0	.000	0-0	.000	0-0	.000	0	0	0	1.0	1	0	0	0	0	0	0.0
Florida A&M	12/18/2020		05:35	1-2	.500	0-0	.000	0-0	.000	2	2	4	2.0	4	0	1	0	0	2	0.7
Delaware St.	12/20/2020		10:01	1-6	.167	0-1	.000	0-1	.000	1	5	6	3.0	2	1	0	0	0	2	1.0
Wake Forest	01/03/2021		02:55	0-0	.000	0-0	.000	0-0	.000	0	1	1	2.6	0	0	0	0	0	0	0.8
Clemson	01/20/2021		01:14	1-1	1.000	1-1	1.000	0-0	.000	0	0	0	2.2	1	0	1	0	0	3	1.2
at Miami (FL)	02/20/2021		04:52	1-2	.500	0-0	.000	0-0	.000	0	0	0	1.9	1	1	0	0	0	2	1.3
at Virginia Tech	02/23/2021		00:53	0-0	.000	0-0	.000	0-0	.000	0	1	1	1.8	0	0	0	0	0	0	1.1
<b>Totals</b>		<b>0</b>	<b>32:47</b>	<b>4-11</b>	<b>.364</b>	<b>1-2</b>	<b>.500</b>	<b>0-1</b>	<b>.000</b>	<b>4</b>	<b>10</b>	<b>14</b>	<b>1.8</b>	<b>10</b>	<b>2</b>	<b>2</b>	<b>0</b>	<b>0</b>	<b>9</b>	<b>1.1</b>

Player Averages

Games Played	Minutes/game	Points/game	FG Pct	3FG Pct	FT Pct	Rebounds/game	Assists/game	Turnovers/game	Assist/Turnover ratio	Steals/game	Blocks/game
8	4.1	1.1	36.4	50.0	0.0	1.8	0.3	0.3	1.0	0.0	0.0





**2020-21 Georgia Tech Men's Basketball  
Individual Game-by-Game  
All games**

Page 4/17  
as of Mar 03, 2021

**#3 PARHAM, Bubba**

Opponent	Date	GS	MIN	Total		3-Pointers		Free throws		Rebounds				PF	A	T/O	BLK	STL	PTS	AVG
				FG-FGA	PCT	3FG-3FGA	PCT	FT-FTA	PCT	OFF	DEF	TOT	AVG							
Georgia St.	11/25/2020		46:44	6-13	.462	1-6	.167	3-5	.600	1	4	5	5.0	3	2	1	0	1	16	16.0
Mercer	11/27/2020		28:07	4-9	.444	2-6	.333	2-2	1.000	1	1	2	3.5	4	1	1	0	2	12	14.0
vs Kentucky	12/06/2020	*	35:59	7-10	.700	3-6	.500	0-0	.000	0	2	2	3.0	2	5	0	0	1	17	15.0
at Nebraska	12/09/2020	*	37:43	1-9	.111	1-8	.125	4-5	.800	1	3	4	3.3	4	2	0	0	3	7	13.0
at Florida St.	12/15/2020	*	16:48	0-2	.000	0-2	.000	0-0	.000	0	2	2	3.0	1	1	1	0	1	0	10.4
Florida A&M	12/18/2020	*	35:40	5-11	.455	3-7	.429	0-0	.000	3	5	8	3.8	2	3	0	0	0	13	10.8
Delaware St.	12/20/2020	*	19:51	1-6	.167	1-4	.250	2-2	1.000	1	2	3	3.7	2	1	0	0	0	5	10.0
North Carolina	12/30/2020	*	27:08	3-4	.750	3-4	.750	0-1	.000	0	4	4	3.8	3	3	1	0	2	9	9.9
Wake Forest	01/03/2021	*	30:28	3-6	.500	2-5	.400	0-0	.000	1	2	3	3.7	4	3	2	0	2	8	9.7
Clemson	01/20/2021	*	38:47	0-3	.000	0-2	.000	1-2	.500	1	1	2	3.5	3	3	0	0	0	1	8.8
at Virginia	01/23/2021	*	40:00	1-2	.500	1-1	1.000	0-0	.000	0	5	5	3.6	2	0	0	0	1	3	8.3
at Duke	01/26/2021	*	25:45	2-4	.500	2-4	.500	0-0	.000	0	1	1	3.4	4	0	0	0	0	6	8.1
at Louisville	02/01/2021		10:50	1-3	.333	1-2	.500	0-0	.000	0	1	1	3.2	0	0	0	0	0	3	7.7
Notre Dame	02/06/2021	*	31:24	3-6	.500	1-3	.333	1-1	1.000	0	3	3	3.2	3	5	0	0	1	8	7.7
Virginia	02/10/2021	*	34:58	1-4	.250	1-3	.333	2-2	1.000	0	3	3	3.2	2	0	0	0	3	5	7.5
at Clemson	02/12/2021	*	38:36	4-9	.444	1-5	.200	3-3	1.000	0	3	3	3.2	4	1	2	0	1	12	7.8
Pittsburgh	02/14/2021		20:31	3-8	.375	3-6	.500	2-2	1.000	1	1	2	3.1	2	0	0	0	1	11	8.0
at Miami (FL)	02/20/2021		21:58	1-5	.200	1-5	.200	0-0	.000	0	1	1	3.0	1	3	0	0	1	3	7.7
at Virginia Tech	02/23/2021		14:41	1-1	1.000	1-1	1.000	0-0	.000	0	0	0	2.8	1	0	0	0	0	3	7.5
Syracuse	02/27/2021		06:39	1-2	.500	1-2	.500	0-0	.000	1	1	2	2.8	2	0	1	0	0	3	7.3
Duke	03/02/2021		23:04	0-3	.000	0-2	.000	0-0	.000	2	0	2	2.8	4	1	1	0	2	0	6.9
<b>Totals</b>		<b>13</b>	<b>585:41</b>	<b>48-120</b>	<b>.400</b>	<b>29-84</b>	<b>.345</b>	<b>20-25</b>	<b>.800</b>	<b>13</b>	<b>45</b>	<b>58</b>	<b>2.8</b>	<b>53</b>	<b>34</b>	<b>10</b>	<b>0</b>	<b>22</b>	<b>145</b>	<b>6.9</b>

**Player Averages**

Games Played	Minutes/ game	Points/ game	FG Pct	3FG Pct	FT Pct	Rebounds/ game	Assists/ game	Turnovers/ game	Assist/Turnover ratio	Steals/ game	Blocks/ game
21	27.9	6.9	40.0	34.5	80.0	2.8	1.6	0.5	3.4	1.0	0.0



**2020-21 Georgia Tech Men's Basketball**  
**Individual Game-by-Game**  
**All games**

Page 5/17  
as of Mar 03, 2021

**#4 USHER, Jordan**

Opponent	Date	GS	MIN	Total		3-Pointers		Free throws		Rebounds				PF	A	T/O	BLK	STL	PTS	AVG
				FG-FGA	PCT	3FG-3FGA	PCT	FT-FTA	PCT	OFF	DEF	TOT	AVG							
Georgia St.	11/25/2020	*	39:29	5-11	.455	0-3	.000	5-8	.625	5	5	10	10.0	4	1	4	1	1	15	15.0
Mercer	11/27/2020	*	22:20	5-10	.500	1-3	.333	0-0	.000	1	7	8	9.0	3	3	3	0	0	11	13.0
vs Kentucky	12/06/2020	*	24:36	5-10	.500	2-3	.667	0-0	.000	0	2	2	6.7	5	3	1	1	3	12	12.7
at Nebraska	12/09/2020	*	15:57	3-7	.429	0-1	.000	0-0	.000	0	3	3	5.8	2	3	0	0	1	6	11.0
at Florida St.	12/15/2020	*	26:02	5-9	.556	2-4	.500	0-0	.000	1	3	4	5.4	3	3	3	1	2	12	11.2
Florida A&M	12/18/2020	*	27:48	2-4	.500	0-1	.000	2-4	.500	2	4	6	5.5	2	2	2	1	0	6	10.3
Delaware St.	12/20/2020	*	26:00	3-5	.600	1-3	.333	3-3	1.000	0	5	5	5.4	4	6	1	1	4	10	10.3
North Carolina	12/30/2020	*	30:56	6-13	.462	2-5	.400	0-1	.000	0	1	1	4.9	4	2	1	0	0	14	10.8
Wake Forest	01/03/2021	*	30:38	0-3	.000	0-3	.000	1-2	.500	0	8	8	5.2	3	5	4	4	1	1	9.7
Clemson	01/20/2021	*	27:56	8-12	.667	5-8	.625	0-0	.000	0	4	4	5.1	0	3	2	0	1	21	10.8
at Virginia	01/23/2021	*	38:07	7-11	.636	2-4	.500	3-4	.750	0	6	6	5.2	1	1	0	3	1	19	11.5
at Duke	01/26/2021	*	33:51	4-9	.444	1-4	.250	0-0	.000	1	1	2	4.9	2	1	4	0	3	9	11.3
Florida St.	01/30/2021	*	29:41	3-9	.333	1-5	.200	0-0	.000	1	3	4	4.8	4	3	2	2	1	7	11.0
at Louisville	02/01/2021	*	29:36	4-14	.286	2-7	.286	1-2	.500	0	2	2	4.6	4	2	0	0	1	11	11.0
Notre Dame	02/06/2021	*	27:13	7-12	.583	0-2	.000	2-2	1.000	0	1	1	4.4	4	2	5	1	0	16	11.3
Virginia	02/10/2021	*	35:00	4-9	.444	0-3	.000	4-5	.800	0	3	3	4.3	1	4	0	1	0	12	11.4
at Clemson	02/12/2021	*	37:13	5-9	.556	1-3	.333	1-3	.333	1	5	6	4.4	1	2	3	1	2	12	11.4
Pittsburgh	02/14/2021	*	22:47	1-5	.200	0-2	.000	0-1	.000	0	2	2	4.3	2	2	2	0	4	2	10.9
at Miami (FL)	02/20/2021	*	26:16	3-6	.500	0-1	.000	2-2	1.000	0	5	5	4.3	4	4	3	0	2	8	10.7
at Virginia Tech	02/23/2021	*	25:55	3-5	.600	0-2	.000	0-0	.000	0	0	0	4.1	4	3	1	0	2	6	10.5
Syracuse	02/27/2021	*	39:25	7-11	.636	0-1	.000	5-6	.833	2	5	7	4.2	3	7	4	0	3	19	10.9
Duke	03/02/2021	*	24:18	6-11	.545	2-4	.500	0-1	.000	0	4	4	4.2	2	2	4	0	1	14	11.0
<b>Totals</b>		<b>22</b>	<b>641:04</b>	<b>96-195</b>	<b>.492</b>	<b>22-72</b>	<b>.306</b>	<b>29-44</b>	<b>.659</b>	<b>14</b>	<b>79</b>	<b>93</b>	<b>4.2</b>	<b>62</b>	<b>64</b>	<b>49</b>	<b>17</b>	<b>33</b>	<b>243</b>	<b>11.0</b>

**Player Averages**

Games Played	Minutes/ game	Points/ game	FG Pct	3FG Pct	FT Pct	Rebounds/ game	Assists/ game	Turnovers/ game	Assist/Turnover ratio	Steals/ game	Blocks/ game
22	29.1	11.0	49.2	30.6	65.9	4.2	2.9	2.2	1.3	1.5	0.8



**2020-21 Georgia Tech Men's Basketball  
Individual Game-by-Game  
All games**

Page 6/17  
as of Mar 03, 2021

**#5 WRIGHT, Moses**

Opponent	Date	GS	MIN	Total		3-Pointers		Free throws		Rebounds				PF	A	T/O	BLK	STL	PTS	AVG
				FG-FGA	PCT	3FG-3FGA	PCT	FT-FTA	PCT	OFF	DEF	TOT	AVG							
Georgia St.	11/25/2020	*	53:51	8-18	.444	1-2	.500	14-22	.636	11	8	19	19.0	5	2	1	0	2	31	31.0
Mercer	11/27/2020	*	38:32	9-15	.600	2-3	.667	0-1	.000	1	4	5	12.0	0	1	3	1	1	20	25.5
vs Kentucky	12/06/2020	*	33:12	9-14	.643	0-0	.000	3-3	1.000	3	4	7	10.3	4	2	1	3	2	21	24.0
at Nebraska	12/09/2020	*	33:32	5-8	.625	1-1	1.000	2-3	.667	4	4	8	9.8	3	4	0	2	1	13	21.3
at Florida St.	12/15/2020	*	33:20	3-6	.500	0-1	.000	6-8	.750	2	0	2	8.2	5	0	1	0	1	12	19.4
Florida A&M	12/18/2020	*	33:06	9-17	.529	0-0	.000	6-8	.750	2	5	7	8.0	2	0	2	0	1	24	20.2
Delaware St.	12/20/2020	*	22:36	7-9	.778	0-1	.000	2-2	1.000	0	4	4	7.4	0	3	2	0	2	16	19.6
North Carolina	12/30/2020	*	39:06	3-10	.300	0-2	.000	2-3	.667	1	5	6	7.3	4	1	2	1	5	8	18.1
Wake Forest	01/03/2021	*	31:60	4-7	.571	0-1	.000	0-1	.000	2	4	6	7.1	2	5	2	0	3	8	17.0
Clemson	01/20/2021	*	38:11	9-15	.600	2-2	1.000	1-2	.500	3	0	3	6.7	2	3	0	2	2	21	17.4
at Virginia	01/23/2021	*	36:42	6-17	.353	1-2	.500	0-0	.000	1	3	4	6.5	2	2	1	5	0	13	17.0
at Duke	01/26/2021	*	40:00	6-17	.353	0-2	.000	0-0	.000	2	12	14	7.1	4	6	1	3	1	12	16.6
Florida St.	01/30/2021	*	38:00	8-15	.533	0-3	.000	7-9	.778	1	6	7	7.1	2	2	1	1	6	23	17.1
at Louisville	02/01/2021	*	40:00	6-17	.353	1-2	.500	2-4	.500	5	11	16	7.7	0	3	1	7	1	15	16.9
Notre Dame	02/06/2021	*	33:55	6-14	.429	0-0	.000	0-0	.000	5	3	8	7.7	1	0	1	1	0	12	16.6
Virginia	02/10/2021	*	30:53	4-11	.364	0-2	.000	0-0	.000	2	4	6	7.6	2	1	2	0	1	8	16.1
at Clemson	02/12/2021	*	29:37	6-7	.857	0-0	.000	3-3	1.000	2	3	5	7.5	4	1	2	4	1	15	16.0
Pittsburgh	02/14/2021	*	35:57	9-13	.692	1-2	.500	5-6	.833	1	3	4	7.3	2	2	3	2	1	24	16.4
at Miami (FL)	02/20/2021	*	27:07	7-9	.778	0-0	.000	0-0	.000	3	9	12	7.5	2	3	0	1	1	14	16.3
at Virginia Tech	02/23/2021	*	36:55	9-11	.818	1-1	1.000	7-11	.636	3	7	10	7.7	3	3	1	1	0	26	16.8
Syracuse	02/27/2021	*	40:00	14-25	.560	0-0	.000	3-7	.429	9	7	16	8.0	2	2	2	1	2	31	17.5
Duke	03/02/2021	*	43:25	13-20	.650	1-1	1.000	2-4	.500	8	6	14	8.3	4	5	4	3	0	29	18.0
<b>Totals</b>		<b>22</b>	<b>789:57</b>	<b>160-295</b>	<b>.542</b>	<b>11-28</b>	<b>.393</b>	<b>65-97</b>	<b>.670</b>	<b>71</b>	<b>112</b>	<b>183</b>	<b>8.3</b>	<b>55</b>	<b>51</b>	<b>33</b>	<b>38</b>	<b>34</b>	<b>396</b>	<b>18.0</b>

**Player Averages**

Games Played	Minutes/ game	Points/ game	FG Pct	3FG Pct	FT Pct	Rebounds/ game	Assists/ game	Turnovers/ game	Assist/Turnover ratio	Steals/ game	Blocks/ game
22	35.9	18.0	54.2	39.3	67.0	8.3	2.3	1.5	1.5	1.5	1.7



**2020-21 Georgia Tech Men's Basketball  
Individual Game-by-Game  
All games**

Page 7/17  
as of Mar 03, 2021

**#10 ALVARADO, Jose**

Opponent	Date	GS	MIN	Total		3-Pointers		Free throws		Rebounds				PF	A	T/O	BLK	STL	PTS	AVG
				FG-FGA	PCT	3FG-3FGA	PCT	FT-FTA	PCT	OFF	DEF	TOT	AVG							
Georgia St.	11/25/2020	*	58:22	8-24	.333	2-7	.286	11-12	.917	5	5	10	10.0	5	4	4	0	6	29	29.0
Mercer	11/27/2020	*	30:46	3-6	.500	1-4	.250	1-1	1.000	1	2	3	6.5	3	7	1	0	1	8	18.5
vs Kentucky	12/06/2020	*	38:49	4-9	.444	1-5	.200	1-2	.500	1	2	3	5.3	2	1	2	1	2	10	15.7
at Nebraska	12/09/2020	*	27:10	7-12	.583	3-5	.600	7-8	.875	0	1	1	4.3	4	3	2	0	0	24	17.8
at Florida St.	12/15/2020	*	38:13	3-7	.429	1-3	.333	0-0	.000	0	1	1	3.6	3	1	2	0	2	7	15.6
Florida A&M	12/18/2020	*	30:38	3-10	.300	3-8	.375	2-2	1.000	0	2	2	3.3	1	4	1	0	2	11	14.8
Delaware St.	12/20/2020	*	27:57	11-14	.786	4-5	.800	3-3	1.000	1	1	2	3.1	3	5	3	0	2	29	16.9
North Carolina	12/30/2020	*	36:21	8-10	.800	1-3	.333	3-5	.600	0	7	7	3.6	2	7	3	0	3	20	17.3
Wake Forest	01/03/2021	*	35:49	9-14	.643	2-4	.500	5-5	1.000	0	4	4	3.7	0	2	0	0	1	25	18.1
Clemson	01/20/2021	*	33:41	3-7	.429	1-5	.200	1-2	.500	0	4	4	3.7	3	4	3	0	5	8	17.1
at Virginia	01/23/2021	*	38:53	7-12	.583	4-5	.800	2-2	1.000	0	1	1	3.5	4	8	2	0	6	20	17.4
at Duke	01/26/2021	*	40:00	10-15	.667	3-5	.600	3-3	1.000	1	3	4	3.5	2	5	3	0	3	26	18.1
Florida St.	01/30/2021	*	40:00	8-16	.500	3-7	.429	2-2	1.000	1	1	2	3.4	3	6	2	0	6	21	18.3
at Louisville	02/01/2021	*	37:25	3-11	.273	1-6	.167	0-0	.000	1	4	5	3.5	2	4	3	0	2	7	17.5
Notre Dame	02/06/2021	*	40:00	8-13	.615	3-4	.750	0-0	.000	0	6	6	3.7	3	5	1	0	6	19	17.6
Virginia	02/10/2021	*	40:00	7-12	.583	2-5	.400	2-2	1.000	0	3	3	3.6	1	2	4	0	1	18	17.6
at Clemson	02/12/2021	*	36:54	3-11	.273	2-7	.286	0-2	.000	1	3	4	3.6	0	0	1	0	0	8	17.1
Pittsburgh	02/14/2021	*	32:42	3-6	.500	0-1	.000	6-6	1.000	2	5	7	3.8	1	5	3	0	2	12	16.8
at Miami (FL)	02/20/2021	*	28:01	6-8	.750	2-4	.500	2-2	1.000	0	2	2	3.7	1	6	2	0	3	16	16.7
at Virginia Tech	02/23/2021	*	38:37	5-10	.500	3-5	.600	0-0	.000	1	2	3	3.7	1	3	1	0	5	13	16.6
Syracuse	02/27/2021	*	36:53	1-4	.250	0-1	.000	2-2	1.000	0	0	0	3.5	5	6	2	0	1	4	16.0
Duke	03/02/2021	*	45:00	3-10	.300	0-4	.000	4-4	1.000	1	3	4	3.5	2	3	1	0	3	10	15.7
<b>Totals</b>		<b>22</b>	<b>812:11</b>	<b>123-241</b>	<b>.510</b>	<b>42-103</b>	<b>.408</b>	<b>57-65</b>	<b>.877</b>	<b>16</b>	<b>62</b>	<b>78</b>	<b>3.5</b>	<b>51</b>	<b>91</b>	<b>46</b>	<b>1</b>	<b>62</b>	<b>345</b>	<b>15.7</b>

**Player Averages**

Games Played	Minutes/ game	Points/ game	FG Pct	3FG Pct	FT Pct	Rebounds/ game	Assists/ game	Turnovers/ game	Assist/Turnover ratio	Steals/ game	Blocks/ game
22	36.9	15.7	51.0	40.8	87.7	3.5	4.1	2.1	2.0	2.8	0.0





2020-21 Georgia Tech Men's Basketball  
Individual Game-by-Game  
All games

Page 8/17  
as of Mar 03, 2021

#11 MAXWELL, Tristan

Opponent	Date	GS	MIN	Total		3-Pointers		Free throws		Rebounds											
				FG-FGA	PCT	3FG-3FGA	PCT	FT-FTA	PCT	OFF	DEF	TOT	AVG	PF	A	T/O	BLK	STL	PTS	AVG	
Delaware St.	12/20/2020		08:12	0-2	.000	0-2	.000	3-3	1.000	0	0	0	0.0	0	0	0	0	0	3	3.0	
Totals		0	08:12	0-2	.000	0-2	.000	3-3	1.000	0	0	0	0.0	0	0	0	0	0	3	3.0	

Player Averages

Games Played	Minutes/game	Points/game	FG Pct	3FG Pct	FT Pct	Rebounds/game	Assists/game	Turnovers/game	Assist/Turnover ratio	Steals/game	Blocks/game
1	8.2	3.0	0.0	0.0	100.0	0.0	0.0	0.0	0.0	0.0	0.0



**2020-21 Georgia Tech Men's Basketball  
Individual Game-by-Game  
All games**

Page 9/17  
as of Mar 03, 2021

**#12 MOORE, Khalid**

Opponent	Date	GS	MIN	Total		3-Pointers		Free throws		Rebounds				PF	A	T/O	BLK	STL	PTS	AVG
				FG-FGA	PCT	3FG-3FGA	PCT	FT-FTA	PCT	OFF	DEF	TOT	AVG							
Georgia St.	11/25/2020		29:37	0-6	.000	0-2	.000	5-8	.625	1	4	5	5.0	4	0	2	2	2	5	5.0
Mercer	11/27/2020		14:23	1-4	.250	0-3	.000	0-0	.000	1	1	2	3.5	0	0	1	0	1	2	3.5
vs Kentucky	12/06/2020		14:52	1-5	.200	1-2	.500	1-2	.500	0	0	0	2.3	1	1	0	0	3	4	3.7
at Nebraska	12/09/2020		32:36	5-7	.714	1-2	.500	0-0	.000	3	5	8	3.8	0	0	0	0	2	11	5.5
at Florida St.	12/15/2020		26:29	2-7	.286	0-3	.000	0-0	.000	0	5	5	4.0	0	4	0	0	1	4	5.2
Florida A&M	12/18/2020		23:06	1-2	.500	1-2	.500	0-0	.000	1	3	4	4.0	0	0	0	1	0	3	4.8
Delaware St.	12/20/2020		21:43	2-3	.667	2-2	1.000	5-6	.833	1	2	3	3.9	1	1	1	0	0	11	5.7
North Carolina	12/30/2020		20:32	0-1	.000	0-1	.000	1-2	.500	0	3	3	3.8	3	1	1	1	1	1	5.1
Wake Forest	01/03/2021		19:09	1-2	.500	0-1	.000	2-4	.500	0	3	3	3.7	1	1	1	0	1	4	5.0
at Virginia	01/23/2021		12:09	2-2	1.000	0-0	.000	0-0	.000	0	2	2	3.5	0	0	1	0	0	4	4.9
at Duke	01/26/2021		27:10	3-7	.429	2-6	.333	1-2	.500	0	2	2	3.4	1	0	1	2	0	9	5.3
Florida St.	01/30/2021	*	32:24	0-2	.000	0-2	.000	2-2	1.000	0	3	3	3.3	4	1	3	0	0	2	5.0
at Louisville	02/01/2021	*	21:27	0-4	.000	0-3	.000	0-0	.000	0	0	0	3.1	2	1	0	0	0	0	4.6
Notre Dame	02/06/2021		14:09	2-3	.667	0-0	.000	0-2	.000	0	3	3	3.1	1	0	1	0	1	4	4.6
Virginia	02/10/2021		14:07	1-4	.250	1-3	.333	0-0	.000	0	0	0	2.9	2	0	0	0	1	3	4.5
at Clemson	02/12/2021		06:02	0-1	.000	0-1	.000	0-0	.000	0	1	1	2.8	2	0	1	0	0	0	4.2
Pittsburgh	02/14/2021	*	37:35	2-3	.667	1-2	.500	2-2	1.000	1	0	1	2.6	4	1	2	0	0	7	4.4
at Miami (FL)	02/20/2021	*	23:47	1-4	.250	0-2	.000	0-0	.000	0	4	4	2.7	1	2	1	0	0	2	4.2
at Virginia Tech	02/23/2021	*	33:58	2-6	.333	1-3	.333	1-1	1.000	1	4	5	2.8	0	1	1	1	1	6	4.3
Syracuse	02/27/2021	*	34:18	3-8	.375	1-4	.250	2-4	.500	2	3	5	3.0	3	6	0	1	1	9	4.6
Duke	03/02/2021	*	38:43	2-4	.500	0-1	.000	3-4	.750	0	6	6	3.1	2	1	1	0	1	7	4.7
<b>Totals</b>		<b>7</b>	<b>498:15</b>	<b>31-85</b>	<b>.365</b>	<b>11-45</b>	<b>.244</b>	<b>25-39</b>	<b>.641</b>	<b>11</b>	<b>54</b>	<b>65</b>	<b>3.1</b>	<b>32</b>	<b>21</b>	<b>18</b>	<b>8</b>	<b>16</b>	<b>98</b>	<b>4.7</b>

**Player Averages**

Games Played	Minutes/ game	Points/ game	FG Pct	3FG Pct	FT Pct	Rebounds/ game	Assists/ game	Turnovers/ game	Assist/Turnover ratio	Steals/ game	Blocks/ game
21	23.7	4.7	36.5	24.4	64.1	3.1	1.0	0.9	1.2	0.8	0.4



2020-21 Georgia Tech Men's Basketball  
Individual Game-by-Game  
All games

Page 11/17  
as of Mar 03, 2021

#14 DIDENKO, David

Opponent	Date	GS	MIN	Total		3-Pointers		Free throws		Rebounds				PF	A	T/O	BLK	STL	PTS	AVG
				FG-FGA	PCT	3FG-3FGA	PCT	FT-FTA	PCT	OFF	DEF	TOT	AVG							
Delaware St.	12/20/2020		02:15	0-1	.000	0-1	.000	0-0	.000	0	1	1	1.0	0	0	0	0	0	0	0.0
Wake Forest	01/03/2021		01:07	0-0	.000	0-0	.000	0-0	.000	0	0	0	0.5	0	0	0	0	0	0	0.0
Clemson	01/20/2021		01:04	0-0	.000	0-0	.000	0-0	.000	0	0	0	0.3	0	0	0	0	0	0	0.0
at Miami (FL)	02/20/2021		03:48	0-1	.000	0-1	.000	0-0	.000	0	1	1	0.5	0	0	0	0	0	0	0.0
at Virginia Tech	02/23/2021		00:53	0-0	.000	0-0	.000	0-0	.000	0	0	0	0.4	0	0	0	0	0	0	0.0
<b>Totals</b>		<b>0</b>	<b>09:07</b>	<b>0-2</b>	<b>.000</b>	<b>0-2</b>	<b>.000</b>	<b>0-0</b>	<b>.000</b>	<b>0</b>	<b>2</b>	<b>2</b>	<b>0.4</b>	<b>0</b>	<b>0</b>	<b>0</b>	<b>0</b>	<b>0</b>	<b>0</b>	<b>0.0</b>

Player Averages

Games Played	Minutes/game	Points/game	FG Pct	3FG Pct	FT Pct	Rebounds/game	Assists/game	Turnovers/game	Assist/Turnover ratio	Steals/game	Blocks/game
5	1.8	0.0	0.0	0.0	0.0	0.4	0.0	0.0	0.0	0.0	0.0



2020-21 Georgia Tech Men's Basketball  
Individual Game-by-Game  
All games

Page 13/17  
as of Mar 03, 2021

#24 HOWARD, Rodney

Opponent	Date	GS	MIN	Total		3-Pointers		Free throws		Rebounds				PF	A	T/O	BLK	STL	PTS	AVG
				FG-FGA	PCT	3FG-3FGA	PCT	FT-FTA	PCT	OFF	DEF	TOT	AVG							
Georgia St.	11/25/2020	*	08:30	0-1	.000	0-0	.000	0-0	.000	0	1	1	1.0	4	0	1	1	0	0	0.0
Mercer	11/27/2020	*	13:52	2-5	.400	0-0	.000	2-2	1.000	0	4	4	2.5	0	0	2	0	0	6	3.0
Florida A&M	12/18/2020		01:21	0-0	.000	0-0	.000	0-0	.000	0	0	0	1.7	0	0	0	0	0	0	2.0
Delaware St.	12/20/2020		10:01	3-3	1.000	0-0	.000	1-3	.333	0	1	1	1.5	2	0	0	1	0	7	3.3
North Carolina	12/30/2020		07:32	0-2	.000	0-0	.000	0-0	.000	0	0	0	1.2	1	0	0	0	0	0	2.6
Wake Forest	01/03/2021		03:39	0-1	.000	0-0	.000	0-0	.000	0	1	1	1.2	1	0	0	0	0	0	2.2
Clemson	01/20/2021		03:34	0-0	.000	0-0	.000	0-0	.000	0	0	0	1.0	2	0	1	0	0	0	1.9
Florida St.	01/30/2021		04:37	0-0	.000	0-0	.000	0-0	.000	1	1	2	1.1	1	1	0	0	0	0	1.6
at Louisville	02/01/2021		09:34	0-0	.000	0-0	.000	0-0	.000	1	3	4	1.4	2	0	0	3	0	0	1.4
Notre Dame	02/06/2021		06:52	0-0	.000	0-0	.000	0-0	.000	0	1	1	1.4	1	1	0	0	0	0	1.3
at Clemson	02/12/2021		07:08	0-0	.000	0-0	.000	0-0	.000	0	0	0	1.3	3	0	0	0	0	0	1.2
Pittsburgh	02/14/2021		04:03	0-1	.000	0-0	.000	0-0	.000	0	0	0	1.2	1	0	0	0	0	0	1.1
at Miami (FL)	02/20/2021		16:35	4-7	.571	0-0	.000	0-0	.000	1	2	3	1.3	3	1	0	0	1	8	1.6
at Virginia Tech	02/23/2021		03:05	0-0	.000	0-0	.000	0-0	.000	0	0	0	1.2	0	0	0	0	0	0	1.5
Duke	03/02/2021		01:35	0-0	.000	0-0	.000	0-0	.000	0	0	0	1.1	0	0	0	1	0	0	1.4
<b>Totals</b>		<b>2</b>	<b>101:57</b>	<b>9-20</b>	<b>.450</b>	<b>0-0</b>	<b>.000</b>	<b>3-5</b>	<b>.600</b>	<b>3</b>	<b>14</b>	<b>17</b>	<b>1.1</b>	<b>21</b>	<b>3</b>	<b>4</b>	<b>6</b>	<b>1</b>	<b>21</b>	<b>1.4</b>

Player Averages

Games Played	Minutes/game	Points/game	FG Pct	3FG Pct	FT Pct	Rebounds/game	Assists/game	Turnovers/game	Assist/Turnover ratio	Steals/game	Blocks/game
15	6.8	1.4	45.0	0.0	60.0	1.1	0.2	0.3	0.8	0.1	0.4





2020-21 Georgia Tech Men's Basketball  
Team High/Low Analysis  
All games

Page 1/4  
as of Mar 03, 2021

Georgia Tech - Game Highs

POINTS	120		Georgia St. (11/25/2020)
	97		Delaware St. (12/20/2020)
	87		at Miami (FL) (02/20/2021)
	84		Syracuse (02/27/2021)
	83		Clemson (01/20/2021)
FIELD GOALS MADE	36		at Miami (FL) (02/20/2021)
	36		Georgia St. (11/25/2020)
FIELD GOAL ATTEMPTS	98		Georgia St. (11/25/2020)
	68		at Louisville (02/01/2021)
FIELD GOAL PERCENTAGE	.583	(35-60)	Notre Dame (02/06/2021)
	.574	(31-54)	Clemson (01/20/2021)
3 PT FG MADE	16		Clemson (01/20/2021)
	11		at Miami (FL) (02/20/2021)
3 PT FG ATTEMPTS	32		Georgia St. (11/25/2020)
	27		at Louisville (02/01/2021)
	27		Clemson (01/20/2021)
3 PT FG PERCENTAGE	.600	(9-15)	at Virginia (01/23/2021)
	.593	(16-27)	Clemson (01/20/2021)
FREE THROWS MADE	41		Georgia St. (11/25/2020)
	22		Delaware St. (12/20/2020)
FREE THROW ATTEMPTS	59		Georgia St. (11/25/2020)
	28		Delaware St. (12/20/2020)
FREE THROW PERCENTAGE	1.000	(4-4)	at Miami (FL) (02/20/2021)
	.913	(21-23)	Pittsburgh (02/14/2021)
REBOUNDS	70		Georgia St. (11/25/2020)
	41		Syracuse (02/27/2021)
ASSISTS	26		Syracuse (02/27/2021)
	25		Delaware St. (12/20/2020)
STEALS	15		vs Kentucky (N) (12/06/2020)
	14		Florida St. (01/30/2021)
BLOCKED SHOTS	11		at Louisville (02/01/2021)
	8		at Virginia (01/23/2021)
TURNOVERS	22		Georgia St. (11/25/2020)
	15		Duke (03/02/2021)
	15		Mercer (11/27/2020)
FOULS	29		Georgia St. (11/25/2020)
	19		Delaware St. (12/20/2020)
	19		at Nebraska (12/09/2020)



**2020-21 Georgia Tech Men's Basketball  
Team High/Low Analysis  
All games**

Page 2/4  
as of Mar 03, 2021

**Opponent - Game Highs**

<b>POINTS</b>	123		Georgia St. (11/25/2020)
	83		Mercer (11/27/2020)
	80		Notre Dame (02/06/2021)
	77		Duke (03/02/2021)
	77		Syracuse (02/27/2021)
<b>FIELD GOALS MADE</b>	46		Georgia St. (11/25/2020)
	32		Notre Dame (02/06/2021)
<b>FIELD GOAL ATTEMPTS</b>	95		Georgia St. (11/25/2020)
	72		at Louisville (02/01/2021)
<b>FIELD GOAL PERCENTAGE</b>	.593	(32-54)	Notre Dame (02/06/2021)
	.529	(27-51)	at Florida St. (12/15/2020)
<b>3 PT FG MADE</b>	12		Mercer (11/27/2020)
	10		Georgia St. (11/25/2020)
<b>3 PT FG ATTEMPTS</b>	30		Georgia St. (11/25/2020)
	26		Duke (03/02/2021)
	26		Delaware St. (12/20/2020)
<b>3 PT FG PERCENTAGE</b>	.500	(9-18)	at Clemson (02/12/2021)
	.500	(9-18)	Clemson (01/20/2021)
<b>FREE THROWS MADE</b>	21		Georgia St. (11/25/2020)
	18		at Duke (01/26/2021)
<b>FREE THROW ATTEMPTS</b>	38		Georgia St. (11/25/2020)
	23		Florida St. (01/30/2021)
<b>FREE THROW PERCENTAGE</b>	1.000	(2-2)	Virginia (02/10/2021)
	.944	(17-18)	Mercer (11/27/2020)
<b>REBOUNDS</b>	58		Georgia St. (11/25/2020)
	56		at Louisville (02/01/2021)
<b>ASSISTS</b>	22		Mercer (11/27/2020)
	20		Notre Dame (02/06/2021)
<b>STEALS</b>	9		Duke (03/02/2021)
	9		Florida St. (01/30/2021)
	9		Wake Forest (01/03/2021)
<b>BLOCKED SHOTS</b>	9		Georgia St. (11/25/2020)
	7		Virginia (02/10/2021)
	7		at Virginia (01/23/2021)
<b>TURNOVERS</b>	21		Florida St. (01/30/2021)
	21		vs Kentucky (N) (12/06/2020)
<b>FOULS</b>	37		Georgia St. (11/25/2020)
	22		Florida St. (01/30/2021)
	22		Delaware St. (12/20/2020)



**2020-21 Georgia Tech Men's Basketball  
Team High/Low Analysis  
All games**

Page 3/4  
as of Mar 03, 2021

**Georgia Tech - Game Lows**

<b>POINTS</b>	49		Virginia (02/10/2021)
	58		at Louisville (02/01/2021)
	61		at Florida St. (12/15/2020)
	62		at Virginia (01/23/2021)
	68		at Duke (01/26/2021)
<b>FIELD GOALS MADE</b>	18		Virginia (02/10/2021)
	22		Pittsburgh (02/14/2021)
	22		at Louisville (02/01/2021)
	22		at Florida St. (12/15/2020)
<b>FIELD GOAL ATTEMPTS</b>	47		Pittsburgh (02/14/2021)
	50		at Virginia Tech (02/23/2021)
	50		at Clemson (02/12/2021)
	50		Virginia (02/10/2021)
<b>FIELD GOAL PERCENTAGE</b>	.324	(22-68)	at Louisville (02/01/2021)
	.360	(18-50)	Virginia (02/10/2021)
<b>3 PT FG MADE</b>	4		Virginia (02/10/2021)
	5		Syracuse (02/27/2021)
	5		at Clemson (02/12/2021)
	5		at Florida St. (12/15/2020)
<b>3 PT FG ATTEMPTS</b>	14		Notre Dame (02/06/2021)
	15		at Virginia (01/23/2021)
<b>3 PT FG PERCENTAGE</b>	.190	(4-21)	Virginia (02/10/2021)
	.219	(7-32)	Georgia St. (11/25/2020)
<b>FREE THROWS MADE</b>	4		at Miami (FL) (02/20/2021)
	4		at Duke (01/26/2021)
<b>FREE THROW ATTEMPTS</b>	4		at Miami (FL) (02/20/2021)
	5		at Duke (01/26/2021)
<b>FREE THROW PERCENTAGE</b>	.500	(8-16)	North Carolina (12/30/2020)
	.556	(5-9)	Notre Dame (02/06/2021)
<b>REBOUNDS</b>	19		Clemson (01/20/2021)
	21		Virginia (02/10/2021)
<b>ASSISTS</b>	10		at Clemson (02/12/2021)
	11		Virginia (02/10/2021)
	11		at Florida St. (12/15/2020)
<b>STEALS</b>	4		Florida A&M (12/18/2020)
	5		at Louisville (02/01/2021)
	5		Mercer (11/27/2020)
<b>BLOCKED SHOTS</b>	1		at Miami (FL) (02/20/2021)
	1		Mercer (11/27/2020)
<b>TURNOVERS</b>	6		at Virginia (01/23/2021)
	6		vs Kentucky (N) (12/06/2020)
<b>FOULS</b>	9		Virginia (02/10/2021)
	11		at Virginia (01/23/2021)



**2020-21 Georgia Tech Men's Basketball  
Team High/Low Analysis  
All games**

Page 4/4  
as of Mar 03, 2021

**Opponent - Game Lows**

<b>POINTS</b>	53		at Virginia Tech (02/23/2021)
	54		Wake Forest (01/03/2021)
	57		Virginia (02/10/2021)
	60		at Miami (FL) (02/20/2021)
	62		vs Kentucky (N) (12/06/2020)
<b>FIELD GOALS MADE</b>	19		at Virginia Tech (02/23/2021)
	20		at Miami (FL) (02/20/2021)
<b>FIELD GOAL ATTEMPTS</b>	46		at Virginia Tech (02/23/2021)
	48		Clemson (01/20/2021)
<b>FIELD GOAL PERCENTAGE</b>	.377	(23-61)	at Nebraska (12/09/2020)
	.389	(28-72)	at Louisville (02/01/2021)
<b>3 PT FG MADE</b>	3		Florida St. (01/30/2021)
	3		Wake Forest (01/03/2021)
<b>3 PT FG ATTEMPTS</b>	14		at Virginia Tech (02/23/2021)
	14		Florida St. (01/30/2021)
<b>3 PT FG PERCENTAGE</b>	.150	(3-20)	Wake Forest (01/03/2021)
	.214	(3-14)	Florida St. (01/30/2021)
<b>FREE THROWS MADE</b>	2		Virginia (02/10/2021)
	6		at Virginia (01/23/2021)
	6		Clemson (01/20/2021)
<b>FREE THROW ATTEMPTS</b>	2		Virginia (02/10/2021)
	7		at Virginia (01/23/2021)
	7		Clemson (01/20/2021)
<b>FREE THROW PERCENTAGE</b>	.533	(8-15)	Pittsburgh (02/14/2021)
	.553	(21-38)	Georgia St. (11/25/2020)
<b>REBOUNDS</b>	26		at Miami (FL) (02/20/2021)
	26		Notre Dame (02/06/2021)
<b>ASSISTS</b>	9		Florida A&M (12/18/2020)
	10		at Miami (FL) (02/20/2021)
	10		Wake Forest (01/03/2021)
<b>STEALS</b>	1		at Virginia Tech (02/23/2021)
	2		Virginia (02/10/2021)
	2		at Virginia (01/23/2021)
<b>BLOCKED SHOTS</b>	0		Wake Forest (01/03/2021)
	0		Florida A&M (12/18/2020)
<b>TURNOVERS</b>	9		at Louisville (02/01/2021)
	9		at Virginia (01/23/2021)
	9		Florida A&M (12/18/2020)
<b>FOULS</b>	6		at Miami (FL) (02/20/2021)
	8		at Virginia (01/23/2021)





**2020-21 Georgia Tech Men's Basketball  
Player Highs Analysis  
All games**

Page 1/4  
as of Mar 03, 2021

**Georgia Tech - Individual Game Highs**

<b>POINTS</b>	31		Moses Wright vs Syracuse (02/27/2021)
	31		Moses Wright vs Georgia St. (11/25/2020)
	29		Moses Wright vs Duke (03/02/2021)
	29		Michael Devoe at Miami (FL) (02/20/2021)
	29		Jose Alvarado vs Delaware St. (12/20/2020)
	29		Jose Alvarado vs Georgia St. (11/25/2020)
<b>FIELD GOALS MADE</b>	14		Moses Wright vs Syracuse (02/27/2021)
	13		Moses Wright vs Duke (03/02/2021)
<b>FIELD GOAL ATTEMPTS</b>	25		Moses Wright vs Syracuse (02/27/2021)
	25		Michael Devoe vs Georgia St. (11/25/2020)
<b>FIELD GOAL PERCENTAGE (min 5 made)</b>	.857	(6-7)	Moses Wright at Clemson (02/12/2021)
	.833	(5-6)	Kyle Sturdivant vs Kentucky (N) (12/06/2020)
<b>3 PT FG MADE</b>	7		Michael Devoe at Miami (FL) (02/20/2021)
	6		Michael Devoe vs Clemson (01/20/2021)
<b>3 PT FG ATTEMPTS</b>	12		Michael Devoe vs Georgia St. (11/25/2020)
	11		Michael Devoe at Miami (FL) (02/20/2021)
<b>3 PT FG PERCENTAGE (min 2 made)</b>	1.000	(2-2)	Moses Wright vs Clemson (01/20/2021)
	1.000	(2-2)	Khalid Moore vs Delaware St. (12/20/2020)
<b>FREE THROWS MADE</b>	14		Moses Wright vs Georgia St. (11/25/2020)
	11		Jose Alvarado vs Georgia St. (11/25/2020)
<b>FREE THROW ATTEMPTS</b>	22		Moses Wright vs Georgia St. (11/25/2020)
	12		Michael Devoe vs Florida St. (01/30/2021)
	12		Jose Alvarado vs Georgia St. (11/25/2020)
<b>FREE THROW PERCENTAGE (min 3 made)</b>	1.000	(8-8)	Michael Devoe at Clemson (02/12/2021)
	1.000	(6-6)	Jose Alvarado vs Pittsburgh (02/14/2021)
	1.000	(6-6)	Michael Devoe vs Pittsburgh (02/14/2021)
	1.000	(5-5)	Jose Alvarado vs Wake Forest (01/03/2021)
	1.000	(4-4)	Jose Alvarado vs Duke (03/02/2021)
	1.000	(4-4)	Kyle Sturdivant vs Kentucky (N) (12/06/2020)
	1.000	(3-3)	Moses Wright at Clemson (02/12/2021)
	1.000	(3-3)	Bubba Parham at Clemson (02/12/2021)
	1.000	(3-3)	Jose Alvarado at Duke (01/26/2021)
	1.000	(3-3)	Jose Alvarado vs Delaware St. (12/20/2020)
	1.000	(3-3)	Jordan Usher vs Delaware St. (12/20/2020)
	1.000	(3-3)	Tristan Maxwell vs Delaware St. (12/20/2020)
	1.000	(3-3)	Moses Wright vs Kentucky (N) (12/06/2020)
<b>REBOUNDS</b>	19		Moses Wright vs Georgia St. (11/25/2020)
	16		Moses Wright vs Syracuse (02/27/2021)
	16		Moses Wright at Louisville (02/01/2021)
<b>ASSISTS</b>	8		Jose Alvarado at Virginia (01/23/2021)
	8		Michael Devoe vs Florida A&M (12/18/2020)
<b>STEALS</b>	6		Jose Alvarado vs Notre Dame (02/06/2021)
	6		Moses Wright vs Florida St. (01/30/2021)
	6		Jose Alvarado vs Florida St. (01/30/2021)
	6		Jose Alvarado at Virginia (01/23/2021)
	6		Jose Alvarado vs Georgia St. (11/25/2020)
<b>BLOCKED SHOTS</b>	7		Moses Wright at Louisville (02/01/2021)
	5		Moses Wright at Virginia (01/23/2021)
<b>TURNOVERS</b>	8		Michael Devoe vs Georgia St. (11/25/2020)
	5		Jordan Usher vs Notre Dame (02/06/2021)
	5		Michael Devoe vs North Carolina (12/30/2020)



**2020-21 Georgia Tech Men's Basketball**  
**Player Highs Analysis**  
**All games**

Page 3/4  
as of Mar 03, 2021

**Opponent - Individual Game Highs**

<b>POINTS</b>	27		Nate Laszewski vs Notre Dame (02/06/2021)
	26		Alan Griffin vs Syracuse (02/27/2021)
	26		Justin Roberts vs Georgia St. (11/25/2020)
	25		Aamir Simms at Clemson (02/12/2021)
	24		David Johnson at Louisville (02/01/2021)
<b>FIELD GOALS MADE</b>	11		Nate Laszewski vs Notre Dame (02/06/2021)
	10		Eliel Nsoseme vs Georgia St. (11/25/2020)
<b>FIELD GOAL ATTEMPTS</b>	22		Kane Williams vs Georgia St. (11/25/2020)
	22		Justin Roberts vs Georgia St. (11/25/2020)
<b>FIELD GOAL PERCENTAGE (min 5 made)</b>	1.000	(9-9)	Mark Williams vs Duke (03/02/2021)
	.889	(8-9)	Juwan Durham vs Notre Dame (02/06/2021)
<b>3 PT FG MADE</b>	6		David Johnson at Louisville (02/01/2021)
	6		Kobe Webster at Nebraska (12/09/2020)
<b>3 PT FG ATTEMPTS</b>	11		David Johnson at Louisville (02/01/2021)
	11		Felipe Haase vs Mercer (11/27/2020)
	11		Justin Roberts vs Georgia St. (11/25/2020)
<b>3 PT FG PERCENTAGE (min 2 made)</b>	1.000	(3-3)	Wyatt Wilkes at Florida St. (12/15/2020)
	1.000	(2-2)	Nick Honor at Clemson (02/12/2021)
	1.000	(2-2)	Clyde Trapp vs Clemson (01/20/2021)
	1.000	(2-2)	John Newman III vs Clemson (01/20/2021)
<b>FREE THROWS MADE</b>	10		Neftali Alvarez vs Mercer (11/27/2020)
	8		Nysier Brooks at Miami (FL) (02/20/2021)
<b>FREE THROW ATTEMPTS</b>	16		Kane Williams vs Georgia St. (11/25/2020)
	11		Neftali Alvarez vs Mercer (11/27/2020)
<b>FREE THROW PERCENTAGE (min 3 made)</b>	1.000	(6-6)	DJ Steward at Duke (01/26/2021)
	1.000	(4-4)	Alan Griffin vs Syracuse (02/27/2021)
	1.000	(4-4)	Jonathan Baehre at Clemson (02/12/2021)
	1.000	(4-4)	Dane Goodwin vs Notre Dame (02/06/2021)
	1.000	(4-4)	Dre Davis at Louisville (02/01/2021)
	1.000	(4-4)	M.J. Walker at Florida St. (12/15/2020)
	1.000	(4-4)	Olivier Sarr vs Kentucky (N) (12/06/2020)
	1.000	(3-3)	Joey Baker vs Duke (03/02/2021)
	1.000	(3-3)	DJ Steward vs Duke (03/02/2021)
	1.000	(3-3)	Tyrece Radford at Virginia Tech (02/23/2021)
	1.000	(3-3)	Justin Champagnie vs Pittsburgh (02/14/2021)
	1.000	(3-3)	Myles Carter vs Delaware St. (12/20/2020)
	1.000	(3-3)	Ross Cummings vs Mercer (11/27/2020)
<b>REBOUNDS</b>	18		Samuell Williamson at Louisville (02/01/2021)
	14		Keve Aluma at Virginia Tech (02/23/2021)
<b>ASSISTS</b>	10		Prentiss Hubb vs Notre Dame (02/06/2021)
	9		Neftali Alvarez vs Mercer (11/27/2020)
<b>STEALS</b>	4		Wendell Moore Jr. vs Duke (03/02/2021)
	4		Jeff Gary vs Mercer (11/27/2020)
<b>BLOCKED SHOTS</b>	5		Jay Huff at Virginia (01/23/2021)
	4		Jay Huff vs Virginia (02/10/2021)
	4		Jalen Thomas vs Georgia St. (11/25/2020)
<b>TURNOVERS</b>	7		Xavier Johnson vs Pittsburgh (02/14/2021)
	6		Jahcobi Neath vs Wake Forest (01/03/2021)
	6		Justin Roberts vs Georgia St. (11/25/2020)



**2020-21 Georgia Tech Men's Basketball  
Extended Season Box Score  
All games**

Page 1/1  
as of Mar 03, 2021

**Game Records**

Record	Overall	Home	Away	Neutral
ALL GAMES	14-8	10-3	3-5	1-0
CONFERENCE	10-6	8-1	2-5	0-0
NON-CONFERENCE	4-2	2-2	1-0	1-0

**Team Box Score Extended**

No.	Player				Total		3-Point		F-Throw		Rebounds																	
		GP-GS	MIN	AVG	FG-FGA	FG%	3FG-FGA	3FG%	FT-FTA	FT%	OFF	DEF	TOT	AVG	PF	DQ	A	A/G	TO	TO/G	A/TO	BLK	BLK/G	STL	STL/G	PTS	AVG	
5	WRIGHT, Moses	22-22	789:57	35.9	160-295	.542	11-28	.393	65-97	.670	71	112	183	8.3	55	2	51	2.32	33	1.50	1.55	38	1.73	34	1.55	396	18.0	
10	ALVARADO, Jose	22-22	812:11	36.9	123-241	.510	42-103	.408	57-65	.877	16	62	78	3.5	51	2	91	4.14	46	2.09	1.98	1	0.05	62	2.82	345	15.7	
0	DEVOE, Michael	22-22	758:04	34.5	110-258	.426	50-131	.382	54-71	.761	17	80	97	4.4	37	0	71	3.23	57	2.59	1.25	5	0.23	27	1.23	324	14.7	
4	USHER, Jordan	22-22	641:04	29.1	96-195	.492	22-72	.306	29-44	.659	14	79	93	4.2	62	1	64	2.91	49	2.23	1.31	17	0.77	33	1.50	243	11.0	
3	PARHAM, Bubba	21-13	585:41	27.9	48-120	.400	29-84	.345	20-25	.800	13	45	58	2.8	53	0	34	1.62	10	0.48	3.40	0	0.00	22	1.05	145	6.9	
12	MOORE, Khalid	21-7	498:15	23.7	31-85	.365	11-45	.244	25-39	.641	11	54	65	3.1	32	0	21	1.00	18	0.86	1.17	8	0.38	16	0.76	98	4.7	
1	STURDIVANT, Kyle	22-0	252:21	11.5	28-62	.452	7-21	.333	11-15	.733	1	22	23	1.0	22	0	23	1.05	15	0.68	1.53	1	0.05	3	0.14	74	3.4	
55	RICE, Malachi	1-0	02:05	2.1	1-1	1.000	0-0	.000	1-2	.500	0	0	0	0.0	0	0	1	1.00	0	0.00	1.00	0	0.00	0	0.00	3	3.0	
11	MAXWELL, Tristan	1-0	08:12	8.2	0-2	.000	0-2	.000	3-3	1.000	0	0	0	0.0	0	0	0	0.00	0	0.00	0.00	0	0.00	0	0.00	3	3.0	
24	HOWARD, Rodney	15-2	101:57	6.8	9-20	.450	0-0	.000	3-5	.600	3	14	17	1.1	21	0	3	0.20	4	0.27	0.75	6	0.40	1	0.07	21	1.4	
2	GIGIBERIA, Saba	8-0	32:47	4.1	4-11	.364	1-2	.500	0-1	.000	4	10	14	1.8	10	0	2	0.25	2	0.25	1.00	0	0.00	0	0.00	9	1.1	
45	MEDLOCK, Shaheed	2-0	02:01	1.0	1-1	1.000	0-0	.000	0-0	.000	0	0	0	0.0	0	0	0	0.00	0	0.00	0.00	0	0.00	0	0.00	2	1.0	
23	MEKA, Jordan	1-0	08:04	8.1	0-1	.000	0-0	.000	0-0	.000	0	1	1	1.0	0	0	0	0.00	0	0.00	0.00	0	0.00	0	0.00	0	0.0	
14	DIDENKO, David	5-0	09:07	1.8	0-2	.000	0-2	.000	0-0	.000	0	2	2	0.4	0	0	0	0.00	0	0.00	0.00	0	0.00	0	0.00	0	0.0	
35	JAMES, Jehloni	4-0	10:23	2.6	0-0	.000	0-0	.000	0-0	.000	1	3	4	1.0	2	0	0	0.00	0	0.00	0.00	0	0.00	0	0.00	0	0.0	
13	BOYD, Coleman	2-0	02:01	1.0	0-0	.000	0-0	.000	0-0	.000	0	0	0	0.0	0	0	0	0.00	0	0.00	0.00	0	0.00	0	0.00	0	0.0	
34	BROADWAY, Niko	2-0	01:52	0.9	0-0	.000	0-0	.000	0-0	.000	0	0	0	0.0	0	0	0	0.00	0	0.00	0.00	0	0.00	0	0.00	0	0.0	
Total		22	4516		611-1294	.472	173-490	.353	268-367	.730	178	510	688	31.3	345	5	361	16.41	248	11.27	1.46	76	3.45	198	9.00	1663	75.6	
Opponents		22	4525		569-1251	.455	158-435	.363	250-353	.708	215	549	764	34.7	335	10	319	14.50	339	15.41	0.94	63	2.86	121	5.50	1546	70.3	

**Score by Periods**

Team	1st	2nd	OT	TOT
Georgia Tech	724	879	60	1663
Opponents	671	816	59	1546



**2020-21 Georgia Tech Men's Basketball  
Individual Career Summaries  
All games**

Page 1/9  
as of Mar 03, 2021

**ALVARADO, Jose**

				Field Goals		3-Point		F-Throws		Rebounds									Scoring	
SEASON	TEAM	GP-GS	MIN/AVG	FG-FGA	FG%	3FG-FGA	3FG%	FT-FTA	FT%	OFF	DEF	TOT	AVG	PF-FO	AST	TO	BLK	STL	PTS	AVG
2017-18	GaTech	25-25	874/35.0	99-221	.448	40-108	.370	65-81	.802	15	78	93	3.7	60-1	77	59	2	43	303	12.1
2018-19	GaTech	31-30	1062/34.3	132-337	.392	44-154	.286	78-105	.743	21	100	121	3.9	79-2	105	64	3	56	386	12.5
2019-20	GaTech	24-23	804/33.5	119-268	.444	42-125	.336	65-82	.793	9	72	81	3.4	69-3	96	64	2	53	345	14.4
2020-21	GaTech	22-22	812/36.9	123-241	.510	42-103	.408	57-65	.877	16	62	78	3.5	51-2	91	46	1	62	345	15.7
<b>TOTAL</b>		<b>102-100</b>	<b>3552/34.8</b>	<b>473-1067</b>	<b>.443</b>	<b>168-490</b>	<b>.343</b>	<b>265-333</b>	<b>.796</b>	<b>61</b>	<b>312</b>	<b>373</b>	<b>3.7</b>	<b>259-8</b>	<b>369</b>	<b>233</b>	<b>8</b>	<b>214</b>	<b>1379</b>	<b>13.5</b>

**Single Game Highs**

Statistic	Value	
Points	29	vs Pittsburgh 02/20/19, vs Georgia St. 11/25/20, vs Delaware St. 12/20/20
Rebounds	10	at Louisville 01/22/20, vs Georgia St. 11/25/20
Assists	9	vs Notre Dame 01/15/20
Steals	9	vs NC State 01/25/20
Blocks	2	vs Miami (FL) 01/03/18
FG Made	11	vs Delaware St. 12/20/20
FG Attempts	24	vs Georgia St. 11/25/20
3FG Made	4	7 times
3FG Attempts	10	vs Grambling 12/01/17
FT Made	13	at Wake Forest 02/19/20
FT Attempts	15	at Wake Forest 02/19/20

**BOYD, Coleman**

				Field Goals		3-Point		F-Throws		Rebounds									Scoring	
SEASON	TEAM	GP-GS	MIN/AVG	FG-FGA	FG%	3FG-FGA	3FG%	FT-FTA	FT%	OFF	DEF	TOT	AVG	PF-FO	AST	TO	BLK	STL	PTS	AVG
2019-20	GaTech	4-0	7/1.8	2-5	.400	1-4	.250	0-0	.000	0	2	2	0.5	1-0	3	0	0	1	5	1.3
2020-21	GaTech	2-0	2/1.0	0-0	.000	0-0	.000	0-0	.000	0	0	0	0.0	0-0	0	0	0	0	0	0.0
<b>TOTAL</b>		<b>6-0</b>	<b>9/1.5</b>	<b>2-5</b>	<b>.400</b>	<b>1-4</b>	<b>.250</b>	<b>0-0</b>	<b>.000</b>	<b>0</b>	<b>2</b>	<b>2</b>	<b>0.3</b>	<b>1-0</b>	<b>3</b>	<b>0</b>	<b>0</b>	<b>1</b>	<b>5</b>	<b>0.8</b>

**Single Game Highs**

Statistic	Value	
Points	3	vs Morehouse 01/28/20
Rebounds	1	vs Elon 11/11/19, vs Virginia Tech 02/04/20
Assists	2	vs Morehouse 01/28/20
Steals	1	vs Morehouse 01/28/20
FG Made	1	vs Morehouse 01/28/20, at Hawaii 12/25/19
FG Attempts	3	vs Morehouse 01/28/20
3FG Made	1	vs Morehouse 01/28/20
3FG Attempts	3	vs Morehouse 01/28/20





**2020-21 Georgia Tech Men's Basketball  
Individual Career Summaries  
All games**

Page 2/9  
as of Mar 03, 2021

**BROADWAY, Niko**

				Field Goals		3-Point		F-Throws		Rebounds									Scoring	
SEASON	TEAM	GP-GS	MIN/AVG	FG-FGA	FG%	3FG-FGA	3FG%	FT-FTA	FT%	OFF	DEF	TOT	AVG	PF-FO	AST	TO	BLK	STL	PTS	AVG
2019-20	GaTech	3-0	4/1.5	1-3	.333	0-0	.000	0-0	.000	2	2	4	1.3	2-0	1	0	0	0	2	0.7
2020-21	GaTech	2-0	2/0.9	0-0	.000	0-0	.000	0-0	.000	0	0	0	0.0	0-0	0	0	0	0	0	0.0
<b>TOTAL</b>		<b>5-0</b>	<b>6/1.3</b>	<b>1-3</b>	<b>.333</b>	<b>0-0</b>	<b>.000</b>	<b>0-0</b>	<b>.000</b>	<b>2</b>	<b>2</b>	<b>4</b>	<b>0.8</b>	<b>2-0</b>	<b>1</b>	<b>0</b>	<b>0</b>	<b>0</b>	<b>2</b>	<b>0.4</b>

**Single Game Highs**

Statistic	Value	
Points	2	vs Morehouse 01/28/20
Rebounds	3	vs Morehouse 01/28/20
Assists	1	vs Morehouse 01/28/20
FG Made	1	vs Morehouse 01/28/20
FG Attempts	2	vs Morehouse 01/28/20

**DEVOE, Michael**

				Field Goals		3-Point		F-Throws		Rebounds									Scoring	
SEASON	TEAM	GP-GS	MIN/AVG	FG-FGA	FG%	3FG-FGA	3FG%	FT-FTA	FT%	OFF	DEF	TOT	AVG	PF-FO	AST	TO	BLK	STL	PTS	AVG
2018-19	GaTech	32-23	1030/32.2	101-251	.402	42-107	.393	66-93	.710	13	93	106	3.3	57-1	81	71	16	44	310	9.7
2019-20	GaTech	28-28	984/35.1	157-330	.476	53-124	.427	81-108	.750	11	99	110	3.9	68-2	96	95	3	34	448	16.0
2020-21	GaTech	22-22	758/34.5	110-258	.426	50-131	.382	54-71	.761	17	80	97	4.4	37-0	71	57	5	27	324	14.7
<b>TOTAL</b>		<b>82-73</b>	<b>2772/33.8</b>	<b>368-839</b>	<b>.439</b>	<b>145-362</b>	<b>.401</b>	<b>201-272</b>	<b>.739</b>	<b>41</b>	<b>272</b>	<b>313</b>	<b>3.8</b>	<b>162-3</b>	<b>248</b>	<b>223</b>	<b>24</b>	<b>105</b>	<b>1082</b>	<b>13.2</b>

**Single Game Highs**

Statistic	Value	
Points	34	at Georgia 11/20/19
Rebounds	13	vs Georgia St. 11/25/20
Assists	8	vs Clemson 02/25/20, vs Florida A&M 12/18/20
Steals	5	at Clemson 02/12/21
Blocks	2	at Notre Dame 02/10/19, at Northwestern 11/28/18
FG Made	12	at Georgia 11/20/19
FG Attempts	25	vs Georgia St. 11/25/20
3FG Made	7	at Miami (FL) 02/20/21
3FG Attempts	12	vs Georgia St. 11/25/20
FT Made	8	vs Florida St. 01/30/21, vs Duke 03/02/21, at Clemson 02/12/21
FT Attempts	12	vs Florida St. 01/30/21



**2020-21 Georgia Tech Men's Basketball  
Individual Career Summaries  
All games**

Page 3/9  
as of Mar 03, 2021

**DIDENKO, David**

				Field Goals		3-Point		F-Throws		Rebounds									Scoring	
SEASON	TEAM	GP-GS	MIN/AVG	FG-FGA	FG%	3FG-FGA	3FG%	FT-FTA	FT%	OFF	DEF	TOT	AVG	PF-FO	AST	TO	BLK	STL	PTS	AVG
2019-20	GaTech	6-0	25/4.2	1-8	.125	1-7	.143	0-0	.000	1	5	6	1.0	0-0	0	1	1	1	3	0.5
2020-21	GaTech	5-0	9/1.8	0-2	.000	0-2	.000	0-0	.000	0	2	2	0.4	0-0	0	0	0	0	0	0.0
<b>TOTAL</b>		<b>11-0</b>	<b>34/3.1</b>	<b>1-10</b>	<b>.100</b>	<b>1-9</b>	<b>.111</b>	<b>0-0</b>	<b>.000</b>	<b>1</b>	<b>7</b>	<b>8</b>	<b>0.7</b>	<b>0-0</b>	<b>0</b>	<b>1</b>	<b>1</b>	<b>1</b>	<b>3</b>	<b>0.3</b>

**Single Game Highs**

Statistic	Value	
Points	3	vs Morehouse 01/28/20
Rebounds	3	vs Morehouse 01/28/20
Steals	1	vs Morehouse 01/28/20
Blocks	1	vs Morehouse 01/28/20
FG Made	1	vs Morehouse 01/28/20
FG Attempts	5	vs Morehouse 01/28/20
3FG Made	1	vs Morehouse 01/28/20
3FG Attempts	4	vs Morehouse 01/28/20

**GIGIBERIA, Saba**

				Field Goals		3-Point		F-Throws		Rebounds									Scoring	
SEASON	TEAM	GP-GS	MIN/AVG	FG-FGA	FG%	3FG-FGA	3FG%	FT-FTA	FT%	OFF	DEF	TOT	AVG	PF-FO	AST	TO	BLK	STL	PTS	AVG
2020-21	GaTech	8-0	33/4.1	4-11	.364	1-2	.500	0-1	.000	4	10	14	1.8	10-0	2	2	0	0	9	1.1
<b>TOTAL</b>		<b>8-0</b>	<b>33/4.1</b>	<b>4-11</b>	<b>.364</b>	<b>1-2</b>	<b>.500</b>	<b>0-1</b>	<b>.000</b>	<b>4</b>	<b>10</b>	<b>14</b>	<b>1.8</b>	<b>10-0</b>	<b>2</b>	<b>2</b>	<b>0</b>	<b>0</b>	<b>9</b>	<b>1.1</b>

**Single Game Highs**

Statistic	Value	
Points	3	vs Clemson 01/20/21
Rebounds	6	vs Delaware St. 12/20/20
Assists	1	vs Delaware St. 12/20/20, at Miami (FL) 02/20/21
FG Made	1	4 times
FG Attempts	6	vs Delaware St. 12/20/20
3FG Made	1	vs Clemson 01/20/21
3FG Attempts	1	vs Delaware St. 12/20/20, vs Clemson 01/20/21
FT Attempts	1	vs Delaware St. 12/20/20



**2020-21 Georgia Tech Men's Basketball**  
**Individual Career Summaries**  
**All games**

Page 4/9  
as of Mar 03, 2021

**HOWARD, Rodney**

				Field Goals		3-Point		F-Throws		Rebounds										Scoring	
SEASON	TEAM	GP-GS	MIN/AVG	FG-FGA	FG%	3FG-FGA	3FG%	FT-FTA	FT%	OFF	DEF	TOT	AVG	PF-FO	AST	TO	BLK	STL	PTS	AVG	
2019-20	UGa	24-2	174/7.2	13-23	.565	0-0	.000	5-18	.278	15	20	35	1.5	31-0	3	10	15	2	31	1.3	
2020-21	GaTech	15-2	102/6.8	9-20	.450	0-0	.000	3-5	.600	3	14	17	1.1	21-0	3	4	6	1	21	1.4	
TOTAL FOR GaTech		15-2	102/6.8	9-20	.450	0-0	.000	3-5	.600	3	14	17	1.1	21-0	3	4	6	1	21	1.4	
TOTAL		39-4	276/7.1	22-43	.512	0-0	.000	8-23	.348	18	34	52	1.3	52-0	6	14	21	3	52	1.3	

**Single Game Highs**

Statistic	Value	
Points	8	at Miami (FL) 02/20/21
Rebounds	6	vs South Carolina 02/12/20
Assists	1	6 times
Steals	1	vs Austin Peay 12/30/19, vs Michigan St. 11/26/19, at Miami (FL) 02/20/21
Blocks	4	vs N.C. Central 12/04/19
FG Made	4	at Miami (FL) 02/20/21
FG Attempts	7	at Miami (FL) 02/20/21
FT Made	2	at Kentucky 01/21/20, vs Michigan St. 11/26/19, vs Mercer 11/27/20
FT Attempts	4	vs Western Caro. 11/05/19

**JAMES, Jehloni**

				Field Goals		3-Point		F-Throws		Rebounds										Scoring	
SEASON	TEAM	GP-GS	MIN/AVG	FG-FGA	FG%	3FG-FGA	3FG%	FT-FTA	FT%	OFF	DEF	TOT	AVG	PF-FO	AST	TO	BLK	STL	PTS	AVG	
2019-20	GaTech	1-0	1/0.7	1-1	1.000	0-0	.000	0-0	.000	0	0	0	0.0	0-0	0	0	0	0	2	2.0	
2020-21	GaTech	4-0	10/2.6	0-0	.000	0-0	.000	0-0	.000	1	3	4	1.0	2-0	0	0	0	0	0	0.0	
TOTAL		5-0	11/2.2	1-1	1.000	0-0	.000	0-0	.000	1	3	4	0.8	2-0	0	0	0	0	2	0.4	

**Single Game Highs**

Statistic	Value	
Points	2	vs Elon 11/11/19
Rebounds	3	at Miami (FL) 02/20/21
FG Made	1	vs Elon 11/11/19
FG Attempts	1	vs Elon 11/11/19



**2020-21 Georgia Tech Men's Basketball  
Individual Career Summaries  
All games**

Page 5/9  
as of Mar 03, 2021

**MAXWELL, Tristan**

				Field Goals		3-Point		F-Throws		Rebounds									Scoring	
SEASON	TEAM	GP-GS	MIN/AVG	FG-FGA	FG%	3FG-FGA	3FG%	FT-FTA	FT%	OFF	DEF	TOT	AVG	PF-FO	AST	TO	BLK	STL	PTS	AVG
2020-21	GaTech	1-0	8/8.2	0-2	.000	0-2	.000	3-3	1.000	0	0	0	0.0	0-0	0	0	0	0	3	3.0
<b>TOTAL</b>		<b>1-0</b>	<b>8/8.2</b>	<b>0-2</b>	<b>.000</b>	<b>0-2</b>	<b>.000</b>	<b>3-3</b>	<b>1.000</b>	<b>0</b>	<b>0</b>	<b>0</b>	<b>0.0</b>	<b>0-0</b>	<b>0</b>	<b>0</b>	<b>0</b>	<b>0</b>	<b>3</b>	<b>3.0</b>

**Single Game Highs**

Statistic	Value	
Points	3	vs Delaware St. 12/20/20
FG Attempts	2	vs Delaware St. 12/20/20
3FG Attempts	2	vs Delaware St. 12/20/20
FT Made	3	vs Delaware St. 12/20/20
FT Attempts	3	vs Delaware St. 12/20/20

**MEDLOCK, Shaheed**

				Field Goals		3-Point		F-Throws		Rebounds									Scoring	
SEASON	TEAM	GP-GS	MIN/AVG	FG-FGA	FG%	3FG-FGA	3FG%	FT-FTA	FT%	OFF	DEF	TOT	AVG	PF-FO	AST	TO	BLK	STL	PTS	AVG
2016-17	GaTech	3-0	6/2.0	1-3	.333	0-0	.000	0-0	.000	0	1	1	0.3	3-0	0	0	0	0	2	0.7
2018-19	GaTech	3-0	2/0.8	0-0	.000	0-0	.000	0-0	.000	0	0	0	0.0	1-0	0	0	0	0	0	0.0
2019-20	GaTech	3-0	4/1.3	0-0	.000	0-0	.000	0-0	.000	0	0	0	0.0	2-0	0	1	0	0	0	0.0
2020-21	GaTech	2-0	2/1.0	1-1	1.000	0-0	.000	0-0	.000	0	0	0	0.0	0-0	0	0	0	0	2	1.0
<b>TOTAL</b>		<b>11-0</b>	<b>14/1.3</b>	<b>2-4</b>	<b>.500</b>	<b>0-0</b>	<b>.000</b>	<b>0-0</b>	<b>.000</b>	<b>0</b>	<b>1</b>	<b>1</b>	<b>0.1</b>	<b>6-0</b>	<b>0</b>	<b>1</b>	<b>0</b>	<b>0</b>	<b>4</b>	<b>0.4</b>

**Single Game Highs**

Statistic	Value	
Points	2	vs Tusculum 02/07/17, vs Delaware St. 12/20/20
Rebounds	1	vs TCU 03/30/17
FG Made	1	vs Tusculum 02/07/17, vs Delaware St. 12/20/20
FG Attempts	3	vs Tusculum 02/07/17

**MEKA, Jordan**

				Field Goals		3-Point		F-Throws		Rebounds									Scoring	
SEASON	TEAM	GP-GS	MIN/AVG	FG-FGA	FG%	3FG-FGA	3FG%	FT-FTA	FT%	OFF	DEF	TOT	AVG	PF-FO	AST	TO	BLK	STL	PTS	AVG
2020-21	GaTech	1-0	8/8.1	0-1	.000	0-0	.000	0-0	.000	0	1	1	1.0	0-0	0	0	0	0	0	0.0
<b>TOTAL</b>		<b>1-0</b>	<b>8/8.1</b>	<b>0-1</b>	<b>.000</b>	<b>0-0</b>	<b>.000</b>	<b>0-0</b>	<b>.000</b>	<b>0</b>	<b>1</b>	<b>1</b>	<b>1.0</b>	<b>0-0</b>	<b>0</b>	<b>0</b>	<b>0</b>	<b>0</b>	<b>0</b>	<b>0.0</b>

**Single Game Highs**

Statistic	Value	
Rebounds	1	vs Mercer 11/27/20
FG Attempts	1	vs Mercer 11/27/20



**2020-21 Georgia Tech Men's Basketball  
Individual Career Summaries  
All games**

Page 6/9  
as of Mar 03, 2021

**MOORE, Khalid**

				Field Goals		3-Point		F-Throws		Rebounds										Scoring	
SEASON	TEAM	GP-GS	MIN/AVG	FG-FGA	FG%	3FG-FGA	3FG%	FT-FTA	FT%	OFF	DEF	TOT	AVG	PF-FO	AST	TO	BLK	STL	PTS	AVG	
2018-19	GaTech	31-10	509/16.4	40-84	.476	7-22	.318	42-64	.656	5	40	45	1.5	54-1	36	22	2	11	129	4.2	
2019-20	GaTech	29-12	491/16.9	31-89	.348	9-27	.333	24-47	.511	15	47	62	2.1	48-3	33	36	4	20	95	3.3	
2020-21	GaTech	21-7	498/23.7	31-85	.365	11-45	.244	25-39	.641	11	54	65	3.1	32-0	21	18	8	16	98	4.7	
TOTAL		81-29	1499/18.5	102-258	.395	27-94	.287	91-150	.607	31	141	172	2.1	134-4	90	76	14	47	322	4.0	

**Single Game Highs**

Statistic	Value	
Points	14	vs Florida A&M 12/09/18
Rebounds	9	vs Elon 11/11/19
Assists	6	vs Syracuse 12/07/19, vs Syracuse 02/27/21
Steals	6	at NC State 11/05/19
Blocks	2	vs Georgia St. 11/25/20, at Duke 01/26/21
FG Made	6	vs Florida A&M 12/09/18
FG Attempts	9	vs Notre Dame 03/12/19, vs Nebraska 12/04/19
3FG Made	2	6 times
3FG Attempts	6	vs Notre Dame 03/12/19, at Duke 01/26/21
FT Made	6	vs Wake Forest 01/05/19
FT Attempts	8	vs Georgia St. 11/25/20





**2020-21 Georgia Tech Men's Basketball  
Individual Career Summaries  
All games**

Page 7/9  
as of Mar 03, 2021

**PARHAM, Bubba**

				Field Goals		3-Point		F-Throws		Rebounds									Scoring	
SEASON	TEAM	GP-GS	MIN/AVG	FG-FGA	FG%	3FG-FGA	3FG%	FT-FTA	FT%	OFF	DEF	TOT	AVG	PF-FO	AST	TO	BLK	STL	PTS	AVG
2017-18	VMI	30-30	895/29.8	145-363	.399	58-175	.331	91-114	.798	12	89	101	3.4	67-0	74	83	0	24	439	14.6
2018-19	VMI	32-32	1084/33.9	210-494	.425	116-292	.397	150-189	.794	10	99	109	3.4	60-0	112	82	1	20	686	21.4
2019-20	GaTech	31-6	822/26.5	54-151	.358	26-86	.302	26-30	.867	12	63	75	2.4	85-3	55	42	1	25	160	5.2
2020-21	GaTech	21-13	586/27.9	48-120	.400	29-84	.345	20-25	.800	13	45	58	2.8	53-0	34	10	0	22	145	6.9
<b>TOTAL FOR GaTech</b>		<b>52-19</b>	<b>1407/27.1</b>	<b>102-271</b>	<b>.376</b>	<b>55-170</b>	<b>.324</b>	<b>46-55</b>	<b>.836</b>	<b>25</b>	<b>108</b>	<b>133</b>	<b>2.6</b>	<b>138-3</b>	<b>89</b>	<b>52</b>	<b>1</b>	<b>47</b>	<b>305</b>	<b>5.9</b>
<b>TOTAL</b>		<b>114-81</b>	<b>3387/29.7</b>	<b>457-1128</b>	<b>.405</b>	<b>229-637</b>	<b>.359</b>	<b>287-358</b>	<b>.802</b>	<b>47</b>	<b>296</b>	<b>343</b>	<b>3.0</b>	<b>265-3</b>	<b>275</b>	<b>217</b>	<b>2</b>	<b>91</b>	<b>1430</b>	<b>12.5</b>

**Single Game Highs**

Statistic	Value	
Points	41	vs Western Caro. 03/08/19
Rebounds	9	at Stetson 11/23/18
Assists	9	vs The Citadel 03/02/19
Steals	4	at The Citadel 02/17/18
Blocks	1	vs UNC Greensboro 01/05/19, vs Morehouse 01/28/20
FG Made	13	at Western Caro. 02/23/19
FG Attempts	26	at Western Caro. 02/23/19
3FG Made	10	at Kentucky 11/18/18
3FG Attempts	16	at Kentucky 11/18/18
FT Made	17	vs Western Caro. 03/08/19
FT Attempts	18	vs Western Caro. 03/08/19

**RICE, Malachi**

				Field Goals		3-Point		F-Throws		Rebounds									Scoring	
SEASON	TEAM	GP-GS	MIN/AVG	FG-FGA	FG%	3FG-FGA	3FG%	FT-FTA	FT%	OFF	DEF	TOT	AVG	PF-FO	AST	TO	BLK	STL	PTS	AVG
2017-18	GaTech	6-0	6/1.0	0-1	.000	0-0	.000	0-0	.000	0	0	0	0.0	0-0	0	1	0	0	0	0.0
2018-19	GaTech	2-0	2/1.1	0-1	.000	0-0	.000	0-0	.000	0	0	0	0.0	1-0	0	0	0	0	0	0.0
2019-20	GaTech	1-0	1/1.1	0-0	.000	0-0	.000	0-0	.000	0	0	0	0.0	0-0	0	0	0	1	0	0.0
2020-21	GaTech	1-0	2/2.1	1-1	1.000	0-0	.000	1-2	.500	0	0	0	0.0	0-0	1	0	0	0	3	3.0
<b>TOTAL</b>		<b>10-0</b>	<b>11/1.1</b>	<b>1-3</b>	<b>.333</b>	<b>0-0</b>	<b>.000</b>	<b>1-2</b>	<b>.500</b>	<b>0</b>	<b>0</b>	<b>0</b>	<b>0.0</b>	<b>1-0</b>	<b>1</b>	<b>1</b>	<b>0</b>	<b>1</b>	<b>3</b>	<b>0.3</b>

**Single Game Highs**

Statistic	Value	
Points	3	vs Delaware St. 12/20/20
Assists	1	vs Delaware St. 12/20/20
Steals	1	vs Elon 11/11/19
FG Made	1	vs Delaware St. 12/20/20
FG Attempts	1	vs UTRGV 11/21/18, vs Florida A&M 12/17/17, vs Delaware St. 12/20/20
FT Made	1	vs Delaware St. 12/20/20
FT Attempts	2	vs Delaware St. 12/20/20



**2020-21 Georgia Tech Men's Basketball  
Individual Career Summaries  
All games**

Page 8/9  
as of Mar 03, 2021

**STURDIVANT, Kyle**

				Field Goals		3-Point		F-Throws		Rebounds									Scoring	
SEASON	TEAM	GP-GS	MIN/AVG	FG-FGA	FG%	3FG-FGA	3FG%	FT-FTA	FT%	OFF	DEF	TOT	AVG	PF-FO	AST	TO	BLK	STL	PTS	AVG
2019-20	USC	21-0	175/8.3	16-46	.348	3-14	.214	8-9	.889	4	20	24	1.1	10-0	25	22	1	5	43	2.0
2020-21	GaTech	22-0	252/11.5	28-62	.452	7-21	.333	11-15	.733	1	22	23	1.0	22-0	23	15	1	3	74	3.4
<b>TOTAL FOR GaTech</b>		<b>22-0</b>	<b>252/11.5</b>	<b>28-62</b>	<b>.452</b>	<b>7-21</b>	<b>.333</b>	<b>11-15</b>	<b>.733</b>	<b>1</b>	<b>22</b>	<b>23</b>	<b>1.0</b>	<b>22-0</b>	<b>23</b>	<b>15</b>	<b>1</b>	<b>3</b>	<b>74</b>	<b>3.4</b>
<b>TOTAL</b>		<b>43-0</b>	<b>427/9.9</b>	<b>44-108</b>	<b>.407</b>	<b>10-35</b>	<b>.286</b>	<b>19-24</b>	<b>.792</b>	<b>5</b>	<b>42</b>	<b>47</b>	<b>1.1</b>	<b>32-0</b>	<b>48</b>	<b>37</b>	<b>2</b>	<b>8</b>	<b>117</b>	<b>2.7</b>

**Single Game Highs**

Statistic	Value	
Points	15	vs Kentucky 12/06/20
Rebounds	5	at Nebraska 12/09/20
Assists	5	vs FGCU 12/29/19
Steals	1	8 times
Blocks	1	at Washington 01/05/20, at Florida St. 12/15/20
FG Made	5	vs Kentucky 12/06/20
FG Attempts	6	4 times
3FG Made	2	vs LSU 12/21/19, vs Duke 03/02/21
3FG Attempts	4	vs LSU 12/21/19
FT Made	4	at Washington 01/05/20, vs Kentucky 12/06/20
FT Attempts	4	at Washington 01/05/20, vs Kentucky 12/06/20

**USHER, Jordan**

				Field Goals		3-Point		F-Throws		Rebounds									Scoring	
SEASON	TEAM	GP-GS	MIN/AVG	FG-FGA	FG%	3FG-FGA	3FG%	FT-FTA	FT%	OFF	DEF	TOT	AVG	PF-FO	AST	TO	BLK	STL	PTS	AVG
2017-18	USC	36-2	509/14.1	60-135	.444	27-66	.409	24-32	.750	21	50	71	2.0	65-0	34	25	4	18	171	4.8
2018-19	USC	12-2	290/24.2	38-84	.452	8-28	.286	19-27	.704	10	34	44	3.7	36-1	20	20	3	4	103	8.6
2019-20	GaTech	23-23	612/26.6	69-171	.404	9-44	.205	41-54	.759	17	84	101	4.4	58-1	49	58	6	18	188	8.2
2020-21	GaTech	22-22	641/29.1	96-195	.492	22-72	.306	29-44	.659	14	79	93	4.2	62-1	64	49	17	33	243	11.0
<b>TOTAL FOR GaTech</b>		<b>45-45</b>	<b>1253/27.9</b>	<b>165-366</b>	<b>.451</b>	<b>31-116</b>	<b>.267</b>	<b>70-98</b>	<b>.714</b>	<b>31</b>	<b>163</b>	<b>194</b>	<b>4.3</b>	<b>120-2</b>	<b>113</b>	<b>107</b>	<b>23</b>	<b>51</b>	<b>431</b>	<b>9.6</b>
<b>TOTAL</b>		<b>93-49</b>	<b>2053/22.1</b>	<b>263-585</b>	<b>.450</b>	<b>66-210</b>	<b>.314</b>	<b>113-157</b>	<b>.720</b>	<b>62</b>	<b>247</b>	<b>309</b>	<b>3.3</b>	<b>221-3</b>	<b>167</b>	<b>152</b>	<b>30</b>	<b>73</b>	<b>705</b>	<b>7.6</b>

**Single Game Highs**

Statistic	Value	
Points	22	vs CSU Bakersfield 11/25/18, at Santa Clara 12/18/18
Rebounds	10	vs Georgia St. 11/25/20
Assists	7	vs Syracuse 02/27/21
Steals	4	4 times
Blocks	4	vs Wake Forest 01/03/21
FG Made	8	vs CSU Bakersfield 11/25/18, vs Clemson 01/20/21
FG Attempts	16	vs Vanderbilt 11/11/18
3FG Made	5	vs Clemson 01/20/21
3FG Attempts	9	vs Western Ky. 03/19/18
FT Made	8	at Santa Clara 12/18/18
FT Attempts	8	vs CSU Bakersfield 11/25/18, at Santa Clara 12/18/18, vs Georgia St. 11/25/20



**2020-21 Georgia Tech Men's Basketball  
Individual Career Summaries  
All games**

Page 9/9  
as of Mar 03, 2021

**WRIGHT, Moses**

SEASON	TEAM	GP-GS	MIN/AVG	Field Goals		3-Point		F-Throws		Rebounds									Scoring	
				FG-FGA	FG%	3FG-FGA	3FG%	FT-FTA	FT%	OFF	DEF	TOT	AVG	PF-FO	AST	TO	BLK	STL	PTS	AVG
2017-18	GaTech	25-10	414/16.6	35-114	.307	2-31	.065	19-35	.543	25	60	85	3.4	42-2	17	29	13	16	91	3.6
2018-19	GaTech	30-21	554/18.5	87-185	.470	5-24	.208	22-45	.489	23	89	112	3.7	37-0	23	34	19	13	201	6.7
2019-20	GaTech	31-31	941/30.4	169-318	.531	7-29	.241	58-94	.617	55	161	216	7.0	96-4	28	82	35	18	403	13.0
2020-21	GaTech	22-22	790/35.9	160-295	.542	11-28	.393	65-97	.670	71	112	183	8.3	55-2	51	33	38	34	396	18.0
<b>TOTAL</b>		<b>108-84</b>	<b>2699/25.0</b>	<b>451-912</b>	<b>.495</b>	<b>25-112</b>	<b>.223</b>	<b>164-271</b>	<b>.605</b>	<b>174</b>	<b>422</b>	<b>596</b>	<b>5.5</b>	<b>230-8</b>	<b>119</b>	<b>178</b>	<b>105</b>	<b>81</b>	<b>1091</b>	<b>10.1</b>

**Single Game Highs**

Statistic	Value	
Points	33	at Syracuse 02/22/20
Rebounds	19	vs Georgia St. 11/25/20
Assists	6	at Duke 01/26/21
Steals	6	vs Florida St. 01/30/21
Blocks	7	at Louisville 02/01/21
FG Made	14	at Syracuse 02/22/20, vs Syracuse 02/27/21
FG Attempts	25	vs Syracuse 02/27/21
3FG Made	2	vs Mercer 11/27/20, vs Clemson 01/20/21
3FG Attempts	4	vs Virginia Tech 02/17/18
FT Made	14	vs Georgia St. 11/25/20
FT Attempts	22	vs Georgia St. 11/25/20



# MISCELLANEOUS

## Starting Lineups

Game	Opponent	Result	C	F	G/F	G	G	Lineup#	Record
N25	GEORGIA STATE	L, 120-123 (4ot)	Howard	Wright	Usher	Devoe	Alvarado	1	0-1
N27	MERCER	L, 73-83	Howard	Wright	Usher	Devoe	Alvarado	1	0-2
D6	vs. Kentucky	W, 79-62	Wright	Usher	Devoe	Parham	Alvarado	2	1-0
D9	at Nebraska	W, 75-62	Wright	Usher	Devoe	Parham	Alvarado	2	2-0
D15	at Florida State	L, 61-74	Wright	Usher	Devoe	Parham	Alvarado	2	2-1
D18	FLORIDA A&M	W, 74-64	Wright	Usher	Devoe	Parham	Alvarado	2	3-1
D20	DELAWARE STATE	W, 97-69	Wright	Usher	Devoe	Parham	Alvarado	2	4-1
D23	at UAB	cancelled							
D30	NORTH CAROLINA	W, 72-67	Wright	Usher	Devoe	Parham	Alvarado	2	5-1
J3	WAKE FOREST	W, 70-54	Wright	Usher	Devoe	Parham	Alvarado	2	6-1
J6	at Notre Dame	postponed							
J9	at Louisville	postponed							
J12	PITTSBURGH	postponed							
J16	at NC State	postponed							
J20	CLEMSON	W, 83-65	Wright	Usher	Devoe	Parham	Alvarado	2	7-1
J23	at Virginia	L, 62-64	Wright	Usher	Devoe	Parham	Alvarado	2	7-2
J26	at Duke	L, 68-75	Wright	Usher	Devoe	Parham	Alvarado	2	7-3
J30	FLORIDA STATE	W, 76-65	Wright	Usher	Devoe	Moore	Alvarado	3	1-0
F1	at Louisville	L, 58-74	Wright	Usher	Devoe	Moore	Alvarado	3	1-1
F6	NOTRE DAME	W, 82-80	Wright	Usher	Devoe	Parham	Alvarado	2	8-3
F10	VIRGINIA	L, 49-57	Wright	Usher	Devoe	Parham	Alvarado	2	8-4
F12	at Clemson	L, 72-74	Wright	Usher	Devoe	Parham	Alvarado	2	8-5
F14	PITTSBURGH	W, 71-65	Wright	Usher	Devoe	Moore	Alvarado	3	2-1
F16	BOSTON COLLEGE	postponed							
F20	at Miami	W, 87-60	Wright	Usher	Devoe	Moore	Alvarado	3	3-1
F23	at Virginia Tech	W, 69-53	Wright	Usher	Devoe	Moore	Alvarado	3	4-1
F27	SYRACUSE	W, 84-77	Wright	Usher	Devoe	Moore	Alvarado	3	5-1
M2	DUKE	W, 81-77 (ot)	Wright	Usher	Devoe	Moore	Alvarado	3	6-1
M5	at Wake Forest								
M9	ACC Tournament								

## Specialty Stats (GT/Opp)

Game	Opponent	Paint	OffT0	2ndCh	FBreak	Bench
N25	GEORGIA STATE	50/64	28/24	30/21	16/34	21/26
N27	MERCER	32/28	12/10	11/8	11/9	14/21
D6	vs. Kentucky	36/20	33/4	3/8	19/7	19/11
D9	at Nebraska	26/28	15/6	12/17	7/6	13/22
D15	at Florida State	26/32	9/13	5/7	4/5	9/20
D18	FLORIDA A&M	34/16	6/13	22/6	10/14	5/22
D20	DELAWARE STATE	46/26	26/10	0/9	30/19	32/44
D23	at UAB	cancelled				
D30	NORTH CAROLINA	24/22	19/10	3/7	15/8	1/29
J3	WAKE FOREST	30/30	26/10	2/6	25/6	11/6
J6	at Notre Dame	postponed				
J9	at Louisville	postponed				
J12	PITTSBURGH	postponed				
J16	at NC State	postponed				
J20	CLEMSON	24/30	30/16	6/9	19/4	10/17
J23	at Virginia	26/28	11/7	5/5	9/4	4/13
J26	at Duke	32/36	8/12	4/8	13/15	11/17
J30	FLORIDA STATE	30/36	22/12	12/13	19/20	4/22
F1	at Louisville	22/24	8/7	9/20	10/0	8/24
F6	NOTRE DAME	48/48	14/15	6/7	22/10	8/7
F10	VIRGINIA	26/22	17/4	3/4	4/2	4/4
F12	at Clemson	34/28	21/15	2/4	10/2	2/25
F14	PITTSBURGH	28/32	18/17	5/9	4/8	13/4
F16	BOSTON COLLEGE	postponed				
F20	at Miami	48/26	24/7	13/6	15/6	18/2
F23	at Virginia Tech	32/24	19/8	7/10	8/6	6/7
F27	SYRACUSE	54/24	28/23	11/14	19/17	3/14
M2	DUKE	40/44	16/21	10/11	8/14	6/14
M5	at Wake Forest					
M9	ACC Tournament					

## Miscellaneous

	Opponent	Uniform Color	Tip	Large Lead	Large Deficit	Ties	Lead Changes	GT Led	Opp Led	Game Tied	1st GT Subs	On the Floor at the End
N25	GEORGIA STATE	White	GSU	8	11	17	13	17:58	30:17	12:45	Gigiberia - 16:01/1st	Devoe, Parham, Sturdivant, Usher, Gigiberia
N27	MERCER	White	Mer	2	19	2	2	0:30	37:28	2:02	Parham - 16:37/1st	Alvarado, Devoe, Parham, Usher, Wright
D6	vs. Kentucky	Gold	Ky	20	3	2	8	31:12	5:56	2:52	Moore - 16:12/1st	Alvarado, Parham, Devoe, Sturdivant, Moore
D9	at Nebraska	Navy	Neb	13	6	7	3	15:29	17:55	6:36	Sturdivant, Moore - 14:43/1st	Alvarado, Parham, Sturdivant, Moore, Wright
D15	at Florida State	Navy	FSU	16	3	2	2	2:07	35:43	2:10	Sturdivant, Moore - 14:12/1st	Alvarado, Devoe, Sturdivant, Usher, Gigiberia
D18	FLORIDA A&M	White	GT	17	-	-	-	38:29	-	1:31	Sturdivant, Moore, Gigiberia - 14:53/1st	Alvarado, Devoe, Parham, Usher, Wright
D20	DELAWARE STATE	White	GT	32	1	-	2	37:37	1:32	0:51	Sturdivant, Moore - 13:05-/1st	Boyd, Broadway, James, Medlock, Rice
D23	at UAB	cancelled										
D30	NORTH CAROLINA	Gold*	NC	5	11	4	3	3:55	30:52	5:13	Moore, Howard - 15:14/1st	Alvarado, Devoe, Parham, Usher, Wright
J3	WAKE FOREST	White*	GT	26	2	2	4	37:50	0:56	1:14	Sturdivant - 9:54/1st	Sturdivant, Moore, Didenko, Howard, Gigiberia
J6	at Notre Dame	postponed										
J9	at Louisville	postponed										
J12	PITTSBURGH	postponed										
J16	at NC State	postponed										
J20	CLEMSON	White*	CL	22	3	3	8	33:57	3:35	2:28	Howard - 11:11/1st	Boyd, Broadway, Didenko, James, Medlock
J23	at Virginia	Gold*	VA	11	4	4	5	29:46	6:01	4:13	Moore - 13:07/1st	Alvarado, Devoe, Parham, Usher, Wright
J26	at Duke	Navy	GT	4	11	11	14	7:23	26:05	6:32	Moore - 15:30/1st	Alvarado, Parham, Devoe, Usher, Wright
J30	FLORIDA STATE	White	FSU	13	8	3	5	24:12	12:26	3:22	Howard - 14:58/1st	Alvarado, Devoe, Moore, Usher, Wright
F1	at Louisville	Gold	GT	7	20	5	10	8:24	28:09	3:30	Sturdivant - 12:00/1st	Alvarado, Devoe, Sturdivant, Howard, Wright
F6	NOTRE DAME	White	GT	3	17	3	6	3:19	35:18	1:23	Moore - 14:43/1st	Alvarado, Devoe, Parham, Sturdivant, Wright
F10	VIRGINIA	White	VA	6	8	2	4	23:51	13:32	2:37	Moore - 14:41/1st	Alvarado, Devoe, Parham, Usher, Wright
F12	at Clemson	Navy	GT	9	3	8	11	30:33	4:49	4:38	Moore, Howard - 12:33/1st	Alvarado, Devoe, Parham, Usher, Wright
F14	PITTSBURGH	White*	PITT	11	5	5	1	25:28	8:59	5:33	Howard - 16:00/1st	Alvarado, Devoe, Moore, Parham, Wright
F16	BOSTON COLLEGE	postponed										
F20	at Miami	Gold	MIA	36	-	-	-	39:13	-	0:47	Parham, Howard - 14:01/1st	Sturdivant, Didenko, James, Howard, Gigiberia
F23	at Virginia Tech	Navy	VT	17	6	4	5	22:07	12:26	5:27	Parham, Howard - 14:59/1st	Sturdivant, Didenko, James, Howard, Gigiberia
F27	SYRACUSE	White	GT	14	5	2	4	31:29	7:52	0:39	Parham - 14:25/1st	Devoe, Parham, Sturdivant, Usher, Wright
M2	DUKE	White	DU	8	6	8	11	18:31	19:35	6:54	Parham, Sturdivant - 14:45/1st	Alvarado, Devoe, Moore, Usher, Wright
M5	at Wake Forest											
M9	ACC Tournament											

\*retro gold or white uniform

# ROSTER AT-A-GLANCE

## NUMERICAL

No.	Name	Pos.	Ht.	Wt.	Cl.	Exp.	Hometown (High School/College)
0	Michael Devoe	G	6-5	197	Jr.	2VL	Orlando, Fla. (Montverde Academy)
1	Kyle Sturdivant	G	6-2	198	So.	TR	Norcross, Ga. (Norcross HS/Southern California)
2	Saba Gigiberia	C/F	7-1	250	Fr.	HS	Tbilisi, Georgia (Prolific Preparatory School [Napa, Calif.])
3	Bubba Parham	G	5-10	160	Sr.	1VL	Snellville, Ga. (Brookwood HS/VMI)
4	Jordan Usher	G/F	6-7	213	Sr.	1VL	Canton, Ga. (Wheeler HS/Southern California)
5	Moses Wright	F	6-9	233	Sr.	3VL	Raleigh, N.C. (William G. Enloe HS)
10	Jose Alvarado	G	6-0	179	Sr.	3VL	Brooklyn, N.Y. (Christ the King HS)
11	Tristan Maxwell	G	6-2	209	Fr.	HS	Charlotte, N.C. (North Mecklenburg HS)
12	Khalid Moore	F	6-7	200	Jr.	2VL	Briarwood, N.Y. (Archbishop Molloy HS)
13	Coleman Boyd	G	6-1	173	So.	1VL	Smyrna, Ga. (Mt. Bethel Christian Academy)
14	David Didenko	F	6-9	233	Jr.	1VL	Yakutsk, Russia (Boca Raton [Fla.] Community School/Palm Beach State)
23	Jordan Meka	F	6-8	224	Fr.	HS	Yaoundé, Cameroon (Mt. Bethel Christian Academy [Marietta, Ga.])
24	Rodney Howard	F	6-10	241	So.	TR	Ypsilanti, Mich. (Legacy Charter School [Greenville, S.C.]/Georgia)
34	Niko Broadway	G	6-3	195	So.	1VL	Atlanta, Ga. (St. Pius X HS)
35	Jehloni James	F	6-6	180	So.	HS	Sugar Hill, Ga. (Lanier HS)
45	Shaheed Medlock	G	6-5	196	Sr.	3VL	Chicago, Ill. (Ware County HS, Waycross, Ga.)
55	Malachi Rice	G	6-0	186	Sr.	3VL	Indianapolis, Ind. (Brebeuf Jesuit Preparatory School)

## ALPHABETICAL

No.	Name	Pos.	Ht.	Wt.	Cl.	Exp.	Hometown (High School/College)
10	Jose Alvarado	G	6-0	179	Sr.	3VL	Brooklyn, N.Y. (Christ the King HS)
13	Coleman Boyd	G	6-1	173	So.	1VL	Smyrna, Ga. (Mt. Bethel Christian Academy)
34	Niko Broadway	G	6-3	195	So.	1VL	Atlanta, Ga. (St. Pius X HS)
0	Michael Devoe	G	6-5	197	Jr.	2VL	Orlando, Fla. (Montverde Academy)
14	David Didenko	F	6-9	233	Jr.	1VL	Yakutsk, Russia (Boca Raton [Fla.] Community School/Palm Beach State)
2	Saba Gigiberia	C/F	7-1	250	Fr.	HS	Tbilisi, Georgia (Prolific Preparatory School [Napa, Calif.])
24	Rodney Howard	F	6-10	241	So.	TR	Ypsilanti, Mich. (Legacy Charter School [Greenville, S.C.]/Georgia)
35	Jehloni James	F	6-6	180	So.	HS	Sugar Hill, Ga. (Lanier HS)
11	Tristan Maxwell	G	6-2	209	Fr.	HS	Charlotte, N.C. (North Mecklenburg HS)
45	Shaheed Medlock	G	6-5	196	Sr.	3VL	Chicago, Ill. (Ware County HS, Waycross, Ga.)
23	Jordan Meka	F	6-8	224	Fr.	HS	Yaoundé, Cameroon (Mt. Bethel Christian Academy [Marietta, Ga.])
12	Khalid Moore	F	6-7	200	Jr.	2VL	Briarwood, N.Y. (Archbishop Molloy HS)
3	Bubba Parham	G	5-10	160	Sr.	1VL	Snellville, Ga. (Brookwood HS/VMI)
55	Malachi Rice	G	6-0	186	Sr.	3VL	Indianapolis, Ind. (Brebeuf Jesuit Preparatory School)
1	Kyle Sturdivant	G	6-2	198	So.	TR	Norcross, Ga. (Norcross HS/Southern California)
4	Jordan Usher	G/F	6-7	213	Sr.	1VL	Canton, Ga. (Wheeler HS/Southern California)
5	Moses Wright	F	6-9	233	Sr.	3VL	Raleigh, N.C. (William G. Enloe HS)

**Head Coach:** Josh Pastner (Arizona, 1997), 5th season

**Associate Head Coach:** Eric Reveno (Stanford, 1989), 5th season

**Assistant Coach:** Julian Swartz (Carroll College, 2005), 5th season

**Assistant Coach:** Anthony Wilkins (Kent State, 2013), 3rd season

**Director of Operations:** Tyler Benson (St. Bonaventure, 2009), 5th season

**Associate Director of Player Personnel:** B.J. Elder (Georgia Tech, 2014), 2nd season

**Director of Scouting:** Hayden Sheridan (Arizona, 2016), 3rd season

**Player Development Coach:** Dr. Dan Taylor (Franklin Pierce, 2002), 5th season

**Athletic Trainer:** Richard Stewart (Salisbury, 2005), 14th season

## Pronunciations

Jose Alvarado	AL-vuh-ROD-oh
David Didenko	duh-DENK-oh
Saba Gigiberia	SOB-uh GEE-GEE-buh-REE-uh (hard G)
Jordan Meka	MECK-uh
Khalid Moore	kuh-LEED
Bubba Parham	PAR-um
Eric Reveno	REV-uh-no
Malachi Rice	MAL-uh-kye

## BY CLASS

Sophomore: Coleman Boyd, Niko Broadway, Rodney Howard, Jehloni James, Kyle Sturdivant

Juniors: Michael Devoe, David Didenko, Khalid Moore

Seniors: Jose Alvarado, Shaheed Medlock, Bubba Parham, Malachi Rice, Jordan Usher, Moses Wright

Freshmen: Saba Gigiberia, Tristan Maxwell, Jordan Meka

## BY STATE/COUNTRY

Cameroon: Jordan Meka (by way of Marietta, Ga.)

Florida: Michael Devoe

Georgia: Coleman Boyd, Niko Broadway, Rodney Howard, Jehloni James, Bubba Parham, Kyle Sturdivant, Jordan Usher

Georgia (Republic of): Saba Gigiberia

Illinois: Shaheed Medlock

Indiana: Malachi Rice

New York: Jose Alvarado, Khalid Moore

North Carolina: Tristan Maxwell, Moses Wright

Russia: David Didenko (by way of Florida)

## BY MAJOR

Aerospace Engineering: Jehloni James, Kyle Sturdivant

Business Administration: Coleman Boyd, Michael Devoe, David Didenko, Tristan Maxwell, Shaheed Medlock, Jordan Meka, Khalid Moore, Malachi Rice, Jordan Usher, Moses Wright

History, Technology & Society: Bubba Parham

Industrial Design: Saba Gigiberia

Industrial Engineering: Niko Broadway

Literature, Media & Communication: Jose Alvarado

Public Policy: Rodney Howard

## BY HEIGHT

5-10	Bubba Parham
6-0	Jose Alvarado, Malachi Rice
6-1	Coleman Boyd
6-2	Tristan Maxwell, Kyle Sturdivant
6-3	Niko Broadway
6-5	Michael Devoe, Shaheed Medlock
6-6	Jehloni James
6-7	Khalid Moore, Jordan Usher
6-8	Jordan Meka
6-9	David Didenko, Moses Wright
6-10	Rodney Howard
7-1	Saba Gigiberia




## RADIO/TV ROSTER



**Jose Alvarado**  
G • 6-0 • Sr.

10



**Coleman Boyd**  
G • 6-1 • So.

13



**Niko Broadway**  
G • 6-3 • So.

34




**Michael Devoe**  
G • 6-5 • Jr.

0




**David Didenko**  
F • 6-9 • Jr.

14



**Saba Gigiberia**  
C • 7-1 • Fr.

2



**Rodney Howard**  
F • 6-10 • So.

24




**Jehloni James**  
F • 6-6 • So.

35



**Tristan Maxwell**  
G • 6-2 • Fr.

11



**Shaheed Medlock**  
G • 6-5 • Sr.

45




**Jordan Meka**  
F • 6-8 • Fr.

23




**Khalid Moore**  
F • 6-7 • Jr.

12




**Bubba Parham**  
G • 5-10 • Sr.

11



**Malachi Rice**  
G • 6-0 • Sr.

55



**Kyle Sturdivant**  
G • 6-2 • So.

1



**Jordan Usher**  
G/F • 6-7 • Sr.

4



**Moses Wright**  
F • 6-9 • Sr.

5



**Josh Pastner**  
Head Coach



**Eric Reveno**  
Associate Head Coach



**Julian Swartz**  
Assistant Coach



**Anthony Wilkins**  
Assistant Coach



**Tyler Benson**  
Director of Operations



**B.J. Elder**  
Director of Player Personnel



**Hayden Sheridan**  
Director of Scouting

## RADIO/TV CHEAT SHEET



0

**MICHAEL DEVOE****Guard • 6-5 • 197 • Junior • Orlando, Fla.**

Yr	GP/GS	PPG	RPG	APG	FG%	3FG%	FT%
2020-21	22/22	14.7	4.4	3.2	.426	.382	.761
Season Highs		Pts: 29	Reb: 13	Ast: 8	Min: 47:36		
Last Game:	15 pts, 3-13 FG, 8-10 FT, 4 ast, 2 stl in 44:00 vs. Duke						



1

**KYLE STURDIVANT****Guard • 6-2 • 198 • Sophomore • Norcross, Ga.**

Yr	GP/GS	PPG	RPG	APG	FG%	3FG%	FT%
2020-21	22/0	3.4	1.0	1.0	.452	.333	.733
Season Highs		Pts: 15	Reb: 5	Ast: 3	Min: 29:43		
Last Game:	6 pts, 2-3 3pt FG, 1 ast in 4:55 vs. Duke						



2

**SABA GIGIERIA****Center • 7-1 • 250 • Freshman • Tbilisi, Georgia**

Yr	GP/GS	PPG	RPG	BK/G	FG%	3FG%	FT%
2020-21	8/0	1.1	1.8	0.0	.364	.500	.000
Season Highs		Pts: 3	Reb: 6	Ast: 1	Min: 10:01		
Last Game:	DNP vs. Duke						



3

**BUBBA PARHAM****Guard • 5-10 • 160 • Senior • Snellville, Ga.**

Yr	GP/GS	PPG	RPG	APG	FG%	3FG%	FT%
2020-21	21/13	6.9	2.8	1.6	.400	.345	.800
Season Highs		Pts: 17	Reb: 8	Ast: 5	Min: 46:44		
Last Game:	0 pts, 0-3 FG, 2 reb, 1 ast, 2 stl in 23:04 vs. Duke						



4

**JORDAN USHER****Guard/Forward • 6-7 • 213 • Senior • Canton, Ga.**


Yr	GP/GS	PPG	RPG	APG	FG%	3FG%	FT%
2020-21	22/22	11.4	4.2	2.9	.492	.306	.659
Season Highs		Pts: 21	Reb: 10	Ast: 7	Min: 39:29		
Last Game:	14 pts, 6-11 FG, 2-4 3pt FG, 4 reb, 2 ast in 24:18 vs. Duke						



5

**MOSES WRIGHT****Forward • 6-9 • 233 • Senior • Raleigh, N.C.**

Yr	GP/GS	PPG	RPG	BK/G	FG%	3FG%	FT%
2020-21	22/22	18.0	8.3	2.3	.542	.393	.670
Season Highs		Pts: 31	Reb: 19	Bk: 7	Min: 53:51		
Last Game:	29 pts, 13-20 FG, 14 reb, 5 ast, 3 blk in 43:25 vs. Duke						



10

**JOSE ALVARADO****Guard • 6-0 • 179 • Senior • Brooklyn, N.Y.**

Yr	GP/GS	PPG	RPG	APG	FG%	3FG%	FT%
2020-21	22/22	15.7	3.5	4.1	.510	.408	.877
Season Highs		Pts: 29	Reb: 10	Ast: 8	Min: 58:22		
Last Game:	10 pts, 3-10 FG, 4-4 FT, 4 reb, 3 ast, 3 stl in 45:00 vs. Duke						



11

**TRISTAN MAXWELL****Guard • 6-2 • 209 • Freshman • Charlotte, N.C.**


Yr	GP/GS	PPG	RPG	APG	FG%	3FG%	FT%
2020-21	1/0	3.0	0.0	0.0	.000	.000	1.000
Season Highs		Pts: 3	Reb: 0	Ast: 0	Min: 8:12		
Last Game:	DNP vs. Duke						



12

**KHALID MOORE****Forward • 6-7 • 200 • Junior • Briarwood, N.Y.**

Yr	GP/GS	PPG	RPG	APG	FG%	3FG%	FT%
2020-21	21/7	4.7	3.1	1.0	.365	.244	.64
Season Highs		Pts: 11	Reb: 8	Ast: 6	Min: 37:35		
Last Game:	7 pts, 2-4 FG, 3-4 FT, 6 reb in 38:43 vs. Duke						



14

**DAVID DIDENKO****Forward • 6-9 • 233 • Junior • Yakutsk, Russia**


Yr	GP/GS	PPG	RPG	APG	FG%	3FG%	FT%
2020-21	5/0	0.0	0.4	0.0	.000	.000	.000
Season Highs		Pts: 0	Reb: 1	Ast: 0	Min: 3:48		
Last Game:	DNP vs. Duke						



23

**JORDAN MEKE****Forward • 6-8 • 224 • Freshman • Yaoundé, Cameroon**

Yr	GP/GS	PPG	RPG	APG	FG%	3FG%	FT%
2020-21	1/0	0.0	1.0	0.0	.000	.000	.000
Season Highs		Pts: 0	Reb: 0	Ast: 0	Min: 0		
Last Game:	out for season (back injury)						



24

**RODNEY HOWARD****Forward • 6-10 • 241 • Sophomore • Ypsilanti, Mich.**

Yr	GP/GS	PPG	RPG	BK/G	FG%	3FG%	FT%
2020-21	15/2	1.4	1.1	0.4	.450	.000	.600
Season Highs		Pts: 8	Reb: 4	Bk: 3	Min: 16:35		
Last Game:	0 pts, 0 reb, 1 blk in 1:35 vs. Duke						

**Notes**

- Averaging team-high 15.9 ppg in ACC games (8th in ACC), No. 3 in 3pt FG made (2.50 pg), No. 2 in pct. (.404)
- Scored 21 at FSU, 20 vs. UNC, 17 vs. WF, 22 vs. Clemson, 19 vs. FSU 2nd mtg, 17 at UL, 23 at CL, 18 vs. Syr
- Six 20-point games this season, hit career-high 7 3pt FG (7-11) at Miami, 6-of-7 vs. Clemson on J20
- Passed 1,000 career points vs. Pitt, now has 1,082 (41st on Tech career list), 13th in career 3pt FG (145)

**Notes**

- Transfer from Southern California, eligible immediately, played in every game this season
- High-game 15 pts (5-6 FG), 3 ast vs. Kentucky; scored 7 pts each (5-9 FG) vs. WF & CL
- High at USC was 11 pts (4-6 FG) vs. Marquette as freshman; had 25 assists over 22 turnovers
- First alumnus of Norcross (Ga.) HS to attend Tech since Gani Lawal (2007-10)

**Notes**

- Four-star post prospect originally from the Republic of Georgia, played in 8 games this season
- Played two years of HS basketball in the United States, senior year at Prolific Prep in Napa, Calif.
- Ranked as high as No. 72 nationally (247Sports) and No. 14 at his position
- Has a 7-foot-4 wingspan

**Notes**

- Has 12 career double-digit games, 6 this season; scored 12 at Clemson, 11 vs. Pitt (7-17 FG, 4-11 3pt FG)
- Started 13 games this season (19 for his Tech career), missed J30 FSU game due to death in family
- Has turned the ball over just 10 times all season, 34 assists (13 games with no turnovers)
- Former All-SoCon performer at VMI, has 1,430 career points, 229 career 3pt FG

**Notes**

- Transfer from USC at mid-season last year, started all 45 games since becoming eligible at Tech
- Has reached double figures in points in 22 games at Tech, including 14 this season (9 vs. ACC teams)
- Last 2 games: 16.5 ppg, 5.5 rpg, 13-22 FG, 2-5 3pt FG, 9 assists, 4 steals
- In ACC games: 11.4 ppg, 49.3% FG, 31.0% 3pt FG, 65.5% FT, 3.7 rpg, 2.9 apg, 1.5 spg

**Notes**

- No. 3 in ACC in scoring, No. 3 in rebound avg., No. 4 in FG pct., No. 6 steals, No. 5 blocks, No. 5 minutes
- Nine 20-point games this season, 6 vs. ACC teams (21 vs. Clemson, 23 vs. FSU, 26 at VT, 31 vs. Syr, 29 vs. Duke)
- 7 double-doubles (31/19 Ga St, 12/14 Duke, 15/16 LOU, 14/12 MIA, 26/10 VT, 31/16 vs. Syr, 29/14 DU)
- In ACC games: 16.9 ppg, 8.3 rpg, 2.4 apg, 1.6 spg, 52.8% FG, 65.5% FT

**Notes**

- Preseason All-ACC 2nd team; named to Midseason Top 30 team for the Naismith Award
- Top 10 ACC ranking in 7 stat categories - No. 8 ppg, No. 5 FG%, No. 1 FT%, No. 6 apg, No. 1 stl/g, No. 2 min
- Eight 20-point games this season - 5 vs. ACC teams (20 vs. UNC, 25 vs. WF, 20 at UVA, 26 at Duke, 21 vs. FSU)
- In ACC games: 14.6 ppg, 3.6 rpg, 4.2 apg, 3.1 spg, 52.4% FG, 40.6% 3pt FG, 86.5% FT

**Notes**

- Consensus N.C. state high school player of the year as a senior (played only 1 game due to right foot injury)
- Led North Mecklenburg HS to the state championship game, which was never held due to Covid-19
- North Mecklenburg's all-time leading scorer (2,253), NC HS record for 3pt FG (331)
- Led North Mecklenburg to 104-12 record in his four years on the varsity team

**Notes**

- Versatile player who does a little of everything; started Tech's last 5 games, 7 this season, 29 during his career
- Scored season high 11 pts (5-7 FG), 8 reb at Nebraska, 11 pts (2-2 3pt FG) vs. Delaware State
- Last 5 games: 6.2 ppg, 4.2 rpg, 10-25 FG, 3-12 3pt FG, 11 assists
- Attended alma mater of legendary Tech guard Kenny Anderson, played on same AAU team as Jose Alvarado

**Notes**

- Transferred from Palm Beach State CC in Florida with two years of eligibility remaining at Tech
- Native of Yakutsk, Russia, emigrated to the United States in 2010, attended HS in Boca Raton
- Played in six games in 2019-20, four this season
- Scored his first points at Tech vs. Morehouse on a 3-pointer, grabbed 3 rebounds

**Notes**

- Spent all four years of HS at Mt. Bethel Christian Academy in Kennesaw, Ga. (out for season with back injury)
- Four-time all-state and all-Atlanta metro performer who set school records for points, rebounds, blocked shots
- Led Mt. Bethel to two Georgia Independent Christian Athletic Association state titles, one trip to class A semifinals
- Has 7-foot-1 wingspan

**Notes**

- Transfer from Georgia, has three years of eligibility at Tech beginning this season; played in 15 games (11 ACC)
- Season-high 8 pts at Miami (4-7 FG), season-high 4 rebounds twice (Mercer, at Louisville)
- Played in 24 games with two starts at UGA, finished 2nd on team in blocked shots (15) despite limited minutes
- Born in Michigan, attended HS in Georgia until senior year (Legacy Charter in S.C.)