



GEORGIA TECH BASKETBALL 2020-21

ACC Champions 1985, 1990, 1993 • Final Four 1990, 2004 • 16 NCAA Tournament appearances

2020-21 Schedule/Results

N25	GEORGIA STATE	RSN	L, 120-123 (4 ot)
N27	MERCER	RSN	L, 73-83
D6	vs. Kentucky# (20/na)	ESPN	W, 79-62
D9	at Nebraska+	ESPN2	W, 75-64
D15	at Florida State (15/15)	ACCN	L, 61-74
D18	FLORIDA A&M	RSN	W, 74-64
D20	DELAWARE STATE	ACCN	W, 97-69
D23	at UAB	CBSSN	cancelled
D30	NORTH CAROLINA (rv/rv)	RSN	W, 72-67
J3	WAKE FOREST	ACCN	W, 70-54
J6	at Notre Dame	RSN	postponed
J9	at Louisville (rv/25)	ACCN	postponed
J13	PITTSBURGH	ACCN	postponed
J16	at NC State (rv/nr)	RSN	postponed
J20	CLEMSON (20/22)	RSN	W, 83-65
J23	at Virginia (13/12)	ACCN	L, 62-64
J26	at Duke	ESPN	L, 68-75
J30	FLORIDA STATE (16/16)	ACCN	W, 76-65
F1	at Louisville (rv/rv)	ACCN	L, 58-74
F6	NOTRE DAME	ACCN	W, 82-80
F10	VIRGINIA (9/9)	RSN	L, 49-57
F12	at Clemson (rv/rv)	ACCN	L, 72-74
F14	PITTSBURGH	ACCN	W, 71-65
F17	BOSTON COLLEGE	ACCN	postponed
F20	at Miami	RSN	W, 87-60
F23	at Virginia Tech (16/15)	RSN	W, 69-53
F27	SYRACUSE	ACCN	12 p.m.
M2	DUKE	ACCN	8 p.m.
M5	at Wake Forest	ACCN	8 p.m.
M9-13	ACC Tournament (Greensboro, N.C.)		

#Holiday Hoops giving (State Farm Arena, Atlanta, Ga.); +ACC/Big Ten Challenge

All times Eastern; home games in ALL CAPS

(AP/coaches) - rankings in AP/coaches polls at time of game; current rankings for upcoming games (rv=receiving votes)

TV: ACC Network

Play-by-play	Anish Shroff
Analyst	Danny Manning

RADIO: Learfield IMG College/WCNN-Radio

Play-by-play	Andy Demetra
Analyst	Randy Waters
Engineer	Miller Pope
In Atlanta	680 AM, 93.7 FM
National/SiriusXM	Ch. 380 (internet 970)
Online	GT Gameday App, Ramblinwreck.com
TuneIn	buzz.gt/LiveTuneIn

COMMUNICATIONS

GTMBB contact	Mike Stamus
Phone	404-894-5445 (ofc), 404-218-9723 (cell)
E-mail	mstamus@athletics.gatech.edu

SOCIAL MEDIA: #TogetherWeSwarm

Official Twitter	@GTMBB / @GTJoshPastner
Facebook	gtmensbasketball
Instagram	gtmensbasketball

GEORGIA TECH (12-8, 8-6 ACC) vs. SYRACUSE (13-7, 7-6 ACC)

Game 21 • February 27, 2021 • 12 p.m. EST

Tech Entertains Syracuse

Looking for its fourth straight win in Atlantic Coast Conference play, Georgia Tech plays the first of two straight home games Saturday with a noon tip against Syracuse at McCamish Pavilion.

Georgia Tech update - The Yellow Jackets, 6-5 since returning from its 17-day COVID pause, are alone in eighth place in the ACC standings and have a NCAA NET ranking of No. 38. Tech's last two wins have come on the road by double digits at Miami (87-60) and No. 16/15 Virginia Tech (69-53), which followed a 71-65 home win over Pittsburgh on Feb. 14. The Jackets are 6-1 at home in ACC play this season.

Syracuse update - The Orange come to Atlanta having won six of their last nine ACC games and were on a three-game winning streak before their 85-71 loss at Duke Monday night. Syracuse is 2-6 on the road in the ACC, having won at Boston College in mid-December and at NC State on Feb. 9. Saturday is the final road game of the season for the Orange.

Broadcast information - Live TV broadcast on the ACC Network and live streaming on the ESPN app. Radio coverage is provided by the Georgia Tech Sports Network by Learfield IMG College and flagship station WCNN-Radio (680 AM, 93.7 FM) in Atlanta. The Tech broadcast can be heard on SiriusXM Ch. 380 (internet 970) and the TuneIn app.

GAME INFORMATION

Event site	McCamish Pavilion, Atlanta, Ga.
Series vs. Syracuse	Syracuse leads, 8-6
In Atlanta	Tech leads, 3-2
Last meeting	2/22/2020 - SU won 79-72 at Syracuse

GEORGIA TECH YELLOW JACKETS

Rankings (AP/coaches/KenPom/NET)	nr nr 33 40
Record breakdown	8-3 home 3-5 road 1-0 neutral
Head coach	Josh Pastner (Arizona, 1997)
Career record/at GT	244-148 (12th yr) 77-75 (5th yr)
Pastner vs. Syracuse	3-4
Next game	March 2 vs. Duke

! On-court record - 22 wins and 1 loss vacated by NCAA Committee on Infractions

SYRACUSE ORANGE

Rankings (AP/coaches/KenPom/NET)	nr nr 59 56
Record breakdown	11-1 home 2-6 road 0-0 neutral
Head coach	Jim Boeheim (Syracuse, 1969)
Career record/at SU	977-406 (45th yr) 977-406 (45th yr)
Boeheim vs. Tech	8-6
Next game	March 1 vs. North Carolina

ROSTER AT-A-GLANCE (#indicates probable starters)

10	Jose Alvarado#	G	6-0	179	Sr.	Brooklyn, N.Y.	16.6 ppg....4.1 apg	> Naismith Midseason Top 30 pick; No. 6 in ACC in scoring, No. 6 FG%, No. 6 assists, No. 1 FT%, No. 1 steals
34	Niko Broadway	G	6-3	180	So.	Atlanta, Ga.	0.0 ppg....0.0 rpg	> Non-scholarship player 2nd year at Tech, played in 2 games this season
13	Coleman Boyd	G	6-1	173	So.	Smyrna, Ga.	0.0 ppg....0.0 apg	> Non-scholarship player 2nd year at Tech, played in 2 games this season
0	Michael Devoe#	G	6-5	193	Jr.	Orlando, Fla.	14.6 ppg....3.1 apg	> Tech's top scorer in ACC games (15.79 ppg, 7th in ACC), No. 4 in 3pt FG made (2.57) and 3pt pct. (.439)
14	David Didenko	F	6-9	232	Jr.	Yakutsk, Russia	0.0 ppg....0.4 rpg	> Signed with Tech out of Palm Beach State Community College, played in 5 games this season
2	Saba Gigiberia	C	7-1	250	Fr.	Tbilisi, Georgia	1.1 ppg....1.8 rpg	> Four-star prospect played senior year at Prolific Prep Academy in Napa, Calif., played in 7 games
24	Rodney Howard	F	6-10	241	So.	Ypsilanti, Mich.	1.5 ppg....1.2 rpg	> Transfer from Georgia eligible immediately, played in 14 games (10 ACC games, 6.7 mpg), 8 pts at Miami
35	Jehloni James	F	6-8	180	So.	Sugar Hill, Ga.	0.0 ppg....1.0 rpg	> Non-scholarship forward in his 2nd year with the program, played in three games this season
11	Tristan Maxwell	G	6-2	209	Fr.	Huntersville, N.C.	3.0 ppg....0.0 rpg	> Consensus N.C. state POY; all-time leading scorer/3-pt shooter at North Mecklenburg HS; out with foot injury
45	Shaheed Medlock	G	6-5	196	Sr.	Chicago, Ill.	1.0 ppg....0.0 rpg	> Non-scholarship player in his third year with the program, played in two games this season
23	Jordan Meka	F	6-8	224	Fr.	Yaoundé, Cameroon	0.0 ppg....1.0 rpg	> Multi-yr all-state at Mt. Bethel Christian (Marietta, Ga.); holds school records in pts, rebs, blks; out with back inj.
12	Khalid Moore#	F	6-7	203	Jr.	Briarwood, N.Y.	4.3 ppg....2.8 rpg	> Season-high 11 pts/8 reb at Nebraska; 9 points & two 3s at Duke; started last 3 games (15 pts, 10 reb, 4 ast)
3	Bubba Parham	G	5-10	160	Sr.	Snellville, Ga.	7.5 ppg....1.7 apg	> Scored in double digits in 6 games; 80 3pt FGA 3rd on team (35%); has 33 assists, just 8 turnovers
55	Malachi Rice	G	6-0	186	Sr.	Indianapolis, Ind.	3.0 ppg....0.0 rpg	> Non-scholarship player in his 4th year with the program, played in one game this season
1	Kyle Sturdivant	G	6-2	198	So.	Norcross, Ga.	3.4 ppg....1.1 apg	> Transfer from Southern California; season-hi 15 pts (5-6 FG, 4-4 FT) vs. Ky; 11.5 mpg, 3.4 ppg in ACC games
4	Jordan Usher#	G/F	6-7	220	Sr.	Canton, Ga.	10.5 ppg....4.1 rpg	> Double-figure scoring in 12 games; shooting 48% from floor, 47.6% in ACC games
5	Moses Wright#	F	6-9	230	Sr.	Raleigh, N.C.	16.8 ppg....7.7 rpg	> No. 4 in the ACC in scoring, No. 8 in rebound avg, No. 5 FG% (53.2); four double-doubles in ACC games

TECH NOTEBOOK

Tech Team Statistics

Category	2020-21	#ACC	*NCAA
Scoring offense	74.9	4	92
Scoring defense	69.6	7	159
Scoring margin	+5.3	4	99
Field goal pct.	.472	5	43
Field goal pct. def.	.456	11	265
3-pt FG pct.	.360	6	74
3-pt FG made	8.1	7	98
3-pt FG pct. def.	.371	14	315
3-pt FG allowed	7.2	--	--
Free throw pct.	.37	7	81
Free throws made	11.9	8	197
Free throws against	11.3	--	--
Rebound average	30.4	15	326
Rebound margin	-4.2	14	298
O-Reb per game	7.5	13	311
D-Reb per game	22.9	14	314
Assists per game	15.9	2	43
Assist/TO ratio	1.4	3	17
Turnover margin	+4.6	1	10
Turnovers per game	11.0	3	25
Turnovers forced	15.6	2	47
Blocks per game	3.5	11	134
Steals per game	9.0	2	13
Personal fouls per game	15.6	5	40

*ACC rankings through games of Feb. 24

*NCAA rankings (357 teams ranked) through end of regular season

Games Started

Player	Consec.	2020-21	Career	Conf.
Jose Alvarado	21	20	98	62
Michael Devoe	29	20	71	53
David Didenko	-	-	-	-
Saba Gigiberia	-	-	-	-
Rodney Howard	-	2	4	-
Tristan Maxwell	-	-	-	-
Jordan Meka	-	-	-	-
Khalid Moore	3	5	27	15
Bubba Parham	-	13	81	46
Kyle Sturdivant	-	-	-	-
Jordan Usher	43	20	47	34
Moses Wright	58	20	82	49

*includes starts at previous school

Career ACC includes ACC Tournament starts

Non-Conference Breakdown

Team	Conf.	Record	Conf.	KP	NET
Delaware State	MEAC	1-13	0-8	350	342
Florida A&M	MEAC	5-9	4-3	268	265
Georgia State	Sun Belt	12-5	6-4	144	138
Kentucky	SEC	8-13	7-7	44	65
Mercer	SoCon	15-9	8-8	132	118
Nebraska	Big Ten	5-16	1-13	114	143

GT strength of schedule rank (2020-21) 41 37

GT NC strength of schedule rank (2020-21) 228 199

vs. Quad 1: 2-6

vs. Quad 2: 4-0

vs. Quad 3: 4-2

vs. Quad 4: 2-0

KP - KenPom.com, NET - NCAA NET rankings

Through games of Feb. 24

The Tipoff

• **How much is a road win worth?** - Georgia Tech's first two road wins of the season, Feb. 20 at Miami and Tuesday at No. 16 Virginia Tech) prompted a jump of 22 spots for the Yellow Jackets in the NCAA's NET rankings (from 62 to 40) and 22 spots in the KenPom.com rankings (from 55 to 33). Those are Tech's highest positions in both rankings during head coach Josh Pastner's tenure.

• **Tech's ACC schedule rated the toughest** - Georgia Tech's ACC schedule is ranked No. 1 in strength according to KenPom.com. The Yellow Jackets have played five games against the top three teams in the current standings, dropping two games to Virginia by a total of 10 points, splitting with Florida State and beating Virginia Tech. Ten games have been played against teams ahead of the Jackets, only four games against teams below them in the ACC standings (4-0). Of the Yellow Jackets' final three games, two come against teams above them in the standings.

• **Big wins for the Jackets** - Tech has defeated four AP top 25 teams this season - No. 20 Kentucky (Dec. 6), No. 20 Clemson (Jan. 20), No. 16 Florida State (Jan. 30) and No. 16 Virginia Tech - all by double digits, an average of 15.5 points per game. Only Virginia Tech has beaten as many top 25 teams (also four).

• **It's nice to win** - With a 8-6 ACC record to follow last year's 11-9 finish, Georgia Tech has its most conference victories (19) in back-to-back years since the Yellow Jackets went 8-8 in 1994-95 and 13-3 in 1995-96 (21 wins). If Tech finishes with a winning ACC record, it would be the first time in back-to-back seasons that the Yellow Jackets have done that since 1989 and 1990 (both 8-6). Further, Tech has not posted .500-or-better ACC records in consecutive seasons since 2004 (9-7) and 2005 (8-8).

• **Four-large** - Georgia Tech is one of two NCAA Division I teams (Ole Miss is the other) to have four active players with 1,000 career points. This has never happened in Tech history. Moses Wright joined the group Feb. 20 at Miami and has 1,031 career points. Michael Devoe (1,049 points) reached that benchmark Feb. 14 against Pitt. Bubba Parham (1,427) already had 1,000 when he transferred to Tech, and Jose Alvarado (1,365) surpassed the mark late last season.

• **Up for Naismith** - Jose Alvarado is on the Naismith Trophy Midseason Team for its men's college player of the year. The senior guard is one of three ACC players on the 30-player list along with Pitt's Justin Champagnie and Louisville's Carlisle Jones.

• **Break up to make up** - Two of Georgia Tech's five postponed ACC games were rescheduled and played, at Louisville (Feb. 1) and at home against Pitt (Feb. 14). No makeup dates have been set for the Yellow Jackets' games at Notre Dame (originally Jan. 6) and NC State (Jan. 16) or Boston College (Feb. 17). Tech also had a non-conference game at UAB (Dec. 23) cancelled due to COVID concerns with the Blazers.

• **No rest for the weary** - As part of Tech's effort to reschedule its postponed games, the Yellow Jackets played three games on just one day's rest while its opponents in those games had four days (Louisville), five days (Clemson) and six days (Pitt).

• **What's left?** - Tech has a pair of quad 2 games (Syracuse and Duke) and a quad 3 game (at Wake Forest) remaining. The Jackets have had a quad 1 game (at Notre Dame) and two quad 2 games (at UAB, at NC State), as well as a quad 4 game (Boston College Feb. 17), postponed or cancelled due to COVID.

• **All in for Alvarado** - Jose Alvarado ranks among the ACC's top 10 in eight (8) statistical categories - No. 6 in ACC in scoring (16.55 ppg), No. 6 in FG percentage (.524), No. 10 in three-point FG made (2.1 per game), No. 1 in FT percentage (.864), No. 6 in assist average (4.10), No. 1 in steals (2.90), No. 4 in assist/turnover ratio (1.91), No. 3 in average minutes (36.52). With enough makes he would also rank in the top 10 in three-point percentage (.429).

Series vs. Syracuse

Georgia Tech trails, 6-8

Home: 3-2, Away: 2-5, Neutral: 1-1

All Home Games: 3-2

At McCamish Pavilion: 2-2

At Philips Arena: 1-0

At The Omni: 1-0

In Atlanta: 4-2

All Road Games: 2-5

At Carrier Dome: 2-5

As ACC members: 4-6

In the ACC Tournament: 0-0

All Neutral Games: 1-1

Under Bobby Cremins: 1-0

Under Paul Hewitt: 1-2

Under Brian Gregory: 1-2

Under Josh Pastner: 3-4

Vs. Jim Boeheim: 6-8

Longest Winning Streak: 2 games (1985-2001, 2018-19)

Longest Losing Streak: 2 games (2002-10, 2015-16, 2019-20)

Most Points Scored: 96 on 12-16-2001

Fewest Points Scored: 45 on 1-7-2015

Most Points Allowed: 97 on 12-7-2019

Fewest Points Allowed: 46 on 1-7-2015

Largest Margin of Victory: 17 on 3-17-1985

Largest Margin of Defeat: 34 on 12-7-2019

Series Results

3-17-19856/6.....15/15.....n1	W	70-53
12-16-200113/12.....*h12	W	96-80
12-21-2002a	L	65-92
11-27-20109/9.....n2	L	76-80
3-4-20147/7.....a	W	67-62
1-7-2015h15	L	45-46
1-30-2016a	L	57-60
2-19-2017h15	!	71-65
3-4-2017a	L	61-90
1-31-2018h15	W	55-51
1-12-2019a	W	73-59
12-7-2019h15	L	63-97
2-22-2020a	L	72-79

n1-NCAA East Regional second round (The Omni, Atlanta, Ga.); *h12-Delta Air Lines Classic (Philips Arena, Atlanta, Ga.); n2-Legends Classic (Boardwalk Hall, Atlantic City, N.J.)

TECH NOTEBOOK

Just Georgia Tech, please...

The Georgia Institute of Technology is the official title, but Georgia Tech will work fine, or just Tech (unless you're in Virginia or Texas). We would appreciate it if you would use our name in those ways. Georgia Tech University is incorrect. Thank you.

Georgia Tech Quick Facts

Official Name: Georgia Institute of Technology
Location: Atlanta, Ga.
Enrollment: 35,000
Founded: 1885
Colors: Old Gold and White
Nickname: Yellow Jackets, Ramblin' Wreck
Mascot: Buzz (Yellow Jacket)
Fight Songs: Ramblin' Wreck, White and Gold
Conference: Atlantic Coast (ACC)
Home Arena: McCamish Pavilion (capacity 8,600)
President: Dr. Angel Cabrera
Director of Athletics: Todd Stansbury
Faculty Rep. for Athletics: Dr. Baratunde Cola
Head Coach: Josh Pastner (Arizona, 1997)
Record at Tech: 77-75 (5th season)
Overall: 244-148 (12th season)
ACC Regular Season: 39-49
ACC Tournament: 0-3
NCAA Tournament: 2-4
Associate Head Coach: Eric Reveno (Stanford, 1989), 5th season
Assistant Coach: Julian Swartz (Carroll College, 2005), 5th season
Assistant Coach: Anthony Wilkins (Kent State, 2013), 3rd season
Assoc. Dir. of Player Personnel: B.J. Elder (Georgia Tech, 2014)
Director of Operations: Tyler Benson (St. Bonaventure, 2009)
Director of Scouting: Hayden Sheridan (Arizona, 2016)
Player Development Coach: Dr. Dan Taylor (Franklin Pierce, 2002)
Athletic Trainer: Richard Stewart (Salisbury, 2005)
<i>! On-court record (Georgia Tech had 22 wins and one loss during the 2016-17 and 2017-18 seasons vacated by the NCAA's Committee on Infractions.)</i>

Basketball History

105th season: 1st game, Feb. 17, 1906 vs. Auburn
All-time Record: 1,405-1,266
Winning/Losing/500 Seasons: 53 / 47 / 4
NCAA Appearances (16): 23-16 record
1960, 1985, 1986, 1987, 1988, 1989, 1990, 1991, 1992, 1993, 1996, 2001, 2004, 2005, 2007, 2010
Final Fours (2): 1990, 2004
NIT Appearances (8): 10-8 record
1970, 1971, 1984, 1994, 1998, 1999, 2003, 2016
ACC Championships (3): 1985, 1990, 1993
ACC Regular-Season Titles (2): 1985 (tie), 1996
ACC Regular-Season Record (42nd season): 273-391
ACC Tournament Record: 26-37
SEC Championships (1): 1938
SEC Regular-Season Titles (1): 1937
SEC Regular-Season Record (1932-64): 201-207
Metro Conference Regular-Season Record (1975-78): 9-10
Metro Conference Tournament Record: 4-3
Record at McCamish Pavilion: 101-53 (9th season)
Record at Alexander Memorial Coliseum: 556-194 (55 seasons, 1956-2011)
Record at State Farm Arena: 8-11
Record at Infinite Energy Center: 4-1
Record at Georgia Dome: 9-5
All-Time Head Coaches: 14
ACC Head Coaches: 5
All-America Selections: 14 (12 players)
Consensus All-Americans: 2
First-Team All-Americans: 5
National Players of the Year: 1
All-ACC Selections: 52 times (31 players)
ACC Players of the Year: 2
ACC Rookies of the Year: 11
ACC Coaches of the Year: 5 (3 coaches)
ACC Tournament MVPs: 3
ACC All-Freshman Team: 15

Last Season vs. Syracuse

Syracuse 97, Georgia Tech 63

Dec. 7, 2019 • McCamish Pavilion

Georgia Tech couldn't recover from a cold-shooting start and an equally hot start by Syracuse, dropping a 97-63 decision to the Orange on a Saturday afternoon.

The Yellow Jackets finished shooting 38.1 percent from the field, but couldn't contend with the Orange's 42.4-percent shooting from downtown and making 14 three-pointers.

Junior forward Moses Wright led Tech, finishing just one rebound shy of his double-double in the span of six days as he hauled in nine rebounds to go along with his team-high 17 points. Junior guard Bubba Parham also finished in double figures, scoring 11 points on the afternoon.

Syracuse was led by redshirt junior Elijah Hughes, who shot an impressive 6-for-11 from three-point range to finish with 33 points overall, 26 of those in the first half. Sophomore Buddy Boeheim recorded 26 points, while freshman Joseph Girard III (10) and junior Marek Dolezaj (11) also finished in double figures.

SYRACUSE (5-4, 1-1 ACC)

Player	FG-A	3P-A	FT-A	Reb	PF	Pts	A	TO	Bk	S	MIN
Dolezaj, Marek	3-6	0-0	5-6	8	3	11	3	1	3	3	30
Hughes, Elijah	10-15	6-11	7-7	5	1	33	4	3	1	1	34
Sidibe, Bourama	2-4	0-0	1-3	9	4	5	0	2	1	5	28
Girard III, Joseph	3-7	2-5	2-2	3	1	10	4	3	0	1	22
Boeheim, Buddy	8-15	6-13	4-4	1	3	26	3	3	0	1	33
Goodine, Brycen	0-0	0-0	3-4	0	0	3	0	0	0	1	4
Guemier, Quincy	0-3	0-1	0-0	2	5	0	1	3	0	0	12
Washington, Howard	0-2	0-2	2-2	2	1	2	8	1	0	1	17
Paul, Brendan	0-0	0-0	0-0	0	0	0	0	0	0	0	1
Lavalle, Chris	0-0	0-0	0-0	0	0	0	0	0	0	0	1
Edwards, Jesse	3-3	0-0	1-2	3	1	7	0	0	1	0	7
Braswell, Robert	0-1	0-1	0-0	2	0	0	0	1	0	1	8
Bebey, Shaun	0-1	0-0	0-0	0	0	0	0	0	0	0	2
Giancola, Nick	0-0	0-0	0-0	0	0	0	0	0	0	0	1
Totals	29-57	14-33	25-30	40	19	97	23	17	6	14	200
FG% 1st Half: 14-32 43.8%	2nd Half: 15-25 60.0%		Game: 50.9%								
3FG% 1st Half: 7-20 35.0%	2nd Half: 7-13 53.8%		Game: 42.4%								
FT% 1st Half: 13-16 81.3%	2nd Half: 12-14 85.7%		Game: 83.3%								

GEORGIA TECH (4-3, 1-1 ACC)

Player	FG-A	3P-A	FT-A	Reb	PF	Pts	A	TO	Bk	S	MIN
Wright, Moses	8-17	0-0	1-5	9	4	17	1	4	1	2	28
Moore, Khalid	2-4	2-3	2-5	2	5	8	6	2	0	1	23
Banks III, James	3-6	0-0	2-3	3	5	8	0	1	0	0	24
Devoe, Michael	2-12	1-5	2-4	0	1	7	6	3	0	2	38
Parham, Bubba	4-11	3-9	0-0	1	2	11	3	4	0	1	34
Phillips, Shembari	1-2	1-2	0-0	0	0	3	1	1	1	1	11
Cole, Evan	2-6	0-0	0-1	6	2	4	0	2	0	1	16
Price, Asanti	2-5	1-4	0-0	2	1	5	2	2	0	0	26
Totals	24-63	8-23	7-18	30	20	63	19	19	2	8	200
FG% 1st Half: 12-32 37.5%	2nd Half: 12-31 38.7%		Game: 38.1%								
3FG% 1st Half: 3-9 33.3%	2nd Half: 5-14 35.7%		Game: 34.8%								
FT% 1st Half: 1-5 20.0%	2nd Half: 6-13 46.2%		Game: 38.9%								

Score by Periods

	1st	2nd	Total
Syracuse	48	49	97
Georgia Tech	28	35	63

Officials: Lee Cassell, Doug Shows, Jerry Heater

Attendance: 5743

Points in the paint: SU 24, GT 26. Points off turnovers: SU 20, GT 21.

2nd chance points: SU 13, GT 12. Fast break points: SU 21, GT 10.

Bench points: SU 12, GT 12. Score tied 0 times. Lead changed 3 times.

Last FG: SU 2nd-01:13, GT 2nd-00:08.

Largest lead: SU by 37 2nd-02:31, GT by 2 1st-19:38.

SU led for 39:01. GT led for 00:37. Game was tied for 00:22.

Syracuse 79, Georgia Tech 72

Feb. 22, 2020 • Syracuse, N.Y.

Moses Wright scored a career-high 33 points with 10 rebounds, but Georgia Tech lost an 11-point halftime lead and dropped a 79-72 decision in ACC play at the Carrier Dome.

After trailing 38-27 at the break, Syracuse (15-12, 8-8 ACC) scored the first seven points of the second half to turn the tide in its favor, and outscored the Yellow Jackets (13-14, 7-9) 52-34 after intermission. The Orange shot 64 percent from the floor, hitting 14 of 19 shots inside the three-point arc.

The Orange pulled even for the first time, 52-52, on an Elijah Hughes jumper in the paint with 9:49 remaining in the game, and gave his team the lead with a free throw 34 seconds later. Syracuse never trailed again, allowing the Jackets within a point three times.

Wright scored 17 of his points in the first half, working from the high post area inside the Syracuse zone, and Michael Devoe scored all 11 of his, including a pair of threes, while point guard Jose Alvarado was effective in controlling the pace in lifting the Yellow Jackets to their halftime lead.

Wright finished the game 14-of-17 from the floor, 5-of-8 from the foul line. He notched his seventh double-double of the season. No other Yellow Jacket reached double figures, but Jose Alvarado finished with eight points, including a pair of three-pointers, and six assists with three steals.

GEORGIA TECH (13-14, 7-9 ACC)

Player	FG-A	3P-A	FT-A	Reb	PF	Pts	A	TO	Bk	S	MIN
Usher, Jordan	1-8	1-2	2-3	8	3	5	3	2	0	1	30
Wright, Moses	14-17	0-0	5-8	10	4	33	2	4	0	0	38
Banks III, James	3-7	0-0	2-5	1	5	8	0	2	0	0	31
Devoe, Michael	2-6	2-4	5-6	2	3	11	4	3	0	0	32
Alvarado, Jose	3-8	2-6	0-0	2	5	8	6	3	0	3	39
Cole, Evan	0-2	0-0	2-2	3	4	2	0	2	0	0	7
Parham, Bubba	1-4	1-3	2-2	2	5	3	0	0	0	0	23
Moore, Khalid	0-0	0-0	0-0	0	0	0	0	0	0	0	0+
Totals	24-52	6-15	18-26	32	26	72	18	17	0	4	200
FG% 1st Half: 13-27 48.1%	2nd Half: 11-25 44.0%		Game: 46.2%								
3FG% 1st Half: 4-9 44.4%	2nd Half: 2-6 33.3%		Game: 40.0%								
FT% 1st Half: 8-13 61.5%	2nd Half: 10-13 76.9%		Game: 69.2%								

SYRACUSE (15-12, 7-8 ACC)

Player	FG-A	3P-A	FT-A	Reb	PF	Pts	A	TO	Bk	S	MIN
Dolezaj, Marek	4-6	0-0	12-12	5	3	20	1	2	0	0	31
Hughes, Elijah	5-12	2-6	8-10	7	3	20	7	4	0	0	40
Sidibe, Bourama	3-5	0-0	0-3	10	5	6	0	2	1	3	25
Girard III, Joseph	5-15	2-5	3-5	2	3	15	3	4	0	2	38
Boeheim, Buddy	5-8	1-3	2-2	1	1	13	1	0	0	1	38
Goodine, Brycen	0-1	0-0	0-0	0	1	0	0	0	0	0	5
Guemier, Quincy	1-3	0-0	1-2	1	4	3	0	0	2	0	16
Washington, Howard	0-0	0-0	0-0	0	0	0	0	0	0	0	2
Edwards, Jesse	0-0	0-0	2-2	0	0	2	0	0	0	0	5
Totals	23-51	5-14	28-36	33	20	79	12	12	3	6	200
FG% 1st Half: 7-26 26.9%	2nd Half: 16-25 64.0%		Game: 45.1%								
3FG% 1st Half: 3-8 37.5%	2nd Half: 2-6 33.3%		Game: 35.7%								
FT% 1st Half: 10-10 100%	2nd Half: 18-26 69.2%		Game: 77.8%								

Score by Periods

	1st	2nd	Total
Georgia Tech	38	34	72
Syracuse	27	52	79

Officials: Mike Roberts, Jeb Hartness, Justin Porterfield

Attendance: 26661

Points in the paint: GT 34, SU 34. Points off turnovers: GT 12, SU 15.

2nd chance points: GT 4, SU 4. Fast break points: GT 9, SU 21.

Bench points: GT 7, SU 5. Score tied 2 times. Lead changed 2 times.

Last FG: GT 2nd-00:29, SU 2nd-01:38.

Largest lead: GT by 12 1st-01:50, SU by 10 2nd-01:25.

GT led for 27:09. SU led for 10:51. Game was tied for 01:38.

TECH NOTEBOOK

Tech's Record

	2020-21	CJP
At home	8-3	58-26
On the road	3-5	16-40
At neutral sites	1-0	3-6
Vs. top-10 opponents	0-1	3-14
Vs. top-25 opponents	4-4	10-25
Vs. teams over .500	7-6	47-64
Vs. teams under .500	5-0	24-6
Vs. teams at .500	0-2	5-4
While in the top 25	0-0	0-0

In November	0-2	14-8
In December	5-1	19-17
In January	3-2	20-19
In February	4-3	14-25
In March/April	0-0	10-5

Wearing white uniforms	7-3	54-26
Wearing gold uniforms	3-2	15-27
Wearing navy uniforms	2-3	9-18
Wearing black uniforms	0-0	0-0

Game is decided by 5 pts./fewer or OT	2-3	17-19
Game is decided by 10/fewer or OT	4-6	34-40

Leading at the half	9-3	58-17
Trailing at the half	2-5	17-57
Tied at the half	1-0	2-0
Leading with 5:00 to play	10-2	66-6
Trailing with 5:00 to play	2-5	8-66
Tied with 5:00 to play	0-1	2-3
In overtime games	0-1	3-3
After a bye in the ACC schedule	0-0	2-3

Tech scores 100 or more points	0-1	0-1
Tech scores 70 or more points	11-3	53-15
Tech scores fewer than 70 points	1-5	24-60
Opponent scores 100 or more points	0-1	0-2
Opponent scores 70 or more	1-6	12-44
Opponent scores fewer than 70	11-2	67-28
Opponent scores fewer than 50	0-0	4-0

Tech shoots 50 pct. or better	8-1	30-8
Opponent shoots 50 pct. or better	3-1	4-14
Opponent shoots under 40 pct.	2-1	51-15
Tech has a higher FG% than opponent	10-2	73-19
Tech has a lower FG% than opponent	2-6	2-52
FG percentage is even	0-0	0-2

Tech has more 3-point FGs	8-3	27-18
Tech has fewer 3-point FGs	1-5	39-47
3-point FGs are even	3-0	12-8

Tech attempts more FT than opponent	8-2	56-21
Tech attempts fewer FT than opponent	2-5	17-48
Free throw attempts are even	2-1	4-5

Tech outrebounds opponent	5-2	40-20
Opponent outrebounds Tech	6-6	31-54
Rebounds are even	1-0	6-1

Tech has fewer turnovers than opponent	11-6	38-23
Tech has more turnovers than opponent	1-2	36-43
Turnovers are even	0-0	4-6
Tech has more assists than turnovers	12-5	49-23

Committing more fouls	4-6	18-45
Committing fewer fouls	7-1	53-21
Fouls are even	1-1	6-8

4/more Jackets score in double figures	6-2	37-17
A Jacket scores 20 or more	11-6	47-38
A Jacket scores 30 or more	0-1	3-3

Scoring more bench points	5-0	34-25
Scoring fewer bench points	7-7	41-43
Bench scoring is even	0-1	2-5

- **The Wright stuff** - Moses Wright also holds top 10 rankings in seven (7) ACC stat categories - currently No. 4 in the ACC in scoring (16.80), No. 8 in rebound average (7.65), No. 5 in field goal percentage (.532), No. 5 in steals (1.60 per game), No. 5 in blocked shots (1.70), No. 5 in offensive rebounds (2.70) and No. 6 in average minutes played (35.33).

- **Moses climbs the mountain** - Moses Wright has become the 21st player in Tech history to score 1,000 points and grab 500 rebounds in a career, reaching the scoring mark Feb. 20 at Miami and the rebound mark Jan. 30 vs. Florida State. The 6-9 senior now has 1,031 career points and 566 career rebounds.

- **On guard** - Michael Devoe (15.79) and Jose Alvarado (15.71 ppg vs. ACC) rank No. 7 and 8, respectively, in the ACC and have accounted for 45 percent of the Yellow Jackets' points in conference games. They have scored or assisted on 69 percent of Tech's field goals in conference play. The Jackets are 9-1 this season when both players score in double digits, 7-0 in the ACC.

- **The Three Amigos** - Michael Devoe (15.79 ppg), Jose Alvarado (15.71) and Moses Wright (15.07) all average above 15 points per game in conference play and rank among the top 11 players in scoring average. They are within 10 total points of each other, and have accounted for 66.5 percent of the Jackets' scoring in league games. Tech is 5-0 in ACC games (7-1 overall) this season when all three reach double figures.

- **Bombs away** - Alvarado and Devoe have combined to make 43.8 percent of their three-point shots in ACC games, combining for 64 of the Yellow Jackets' 113 threes.

- **Ball security** - The Jackets remain No. 1 in the ACC in turnover margin (plus-4.44) and rank No. 10 nationally in turnover margin. Tech's margin of plus 4.71 in ACC games also ranks No. 1. Tech leads the ACC in turnovers forced (15.36) in league games, and is third in turnovers committed (10.92).

Series vs. Syracuse

- Tech has won four of 10 meetings between the two teams since Syracuse joined the ACC and six of 14 meetings in the history of the series, which dates back to the 1986 NCAA Tournament. (2017 victory vacated by the NCAA Committee on Infractions)

- Tech and Syracuse met twice in 2019-20, only the second time since the Orange joined the ACC that the teams had played twice. Syracuse won both games, 97-63 in Atlanta, 79-72 at Syracuse.

- The Yellow Jackets have won twice in seven visits to the Carrier Dome, including a 67-62 decision on March 4, 2014, with the Orange ranked No. 7 in the nation.

- Seven of the 10 meetings as ACC brethren have been decided by seven points or fewer.

- Tech has won three of the five meetings between the two teams at McCamish Pavilion, including a 55-51 decision in the 2017-18 season.

- Three of the first four games in the series were played on neutral courts, the first of which had the highest stakes, a second-round NCAA Tournament game at the Omni in Atlanta in 1985.

- The last meeting between the two teams before Syracuse joined the ACC occurred in the championship game of the Legends Classic in Atlantic City in 2010, and ninth-ranked Syracuse survived a 32-point effort by Brian Oliver (who later transferred to Seton Hall) to win, 80-76.

- Tech's first trip to the Carrier Dome came in December of 2003, when the Orange, led by freshmen Carmelo Anthony and Gerry McNamara, routed the Jackets with its freshman duo of Chris Bosh and Jarrett Jack, 92-65, and eventually won the national championship.

- Syracuse had never played on Tech's campus until the 2014-15 season, but the Yellow Jackets did host the 13th-ranked Orange in a Delta Air Lines Classic for Kids game at Philips Arena in 2001. Jim Boeheim missed the game due to prostate surgery and the Yellow Jackets won by 16.

A Make-or-Miss Game

Georgia Tech's offensive rankings vs. the ACC under Josh Pastner (through games of Feb. 21)

Year	PPG	FG Pct.	3pt FG Pct.
2020-21	70.0 (8)	.478 (4)	.373 (4)
2019-20	69.9 (9)	.462 (2)	.341 (6)
2018-19	60.7 (15)	.426 (8)	.306 (12)
2017-18	63.6 (14)	.419 (12)	.312 (15)
2016-17	65.1 (14)	.434 (14)	.309 (15)

Last Time Out

Moses Wright recorded his fifth double-double of the season, scoring 26 points and pulling down 10 rebounds to lead Georgia Tech men's basketball to its third-consecutive win and perhaps its biggest victory of the season to date, a 69-53 triumph over No. 16/15 Virginia Tech on Tuesday night at Cassell Coliseum.

With the win, Georgia Tech (12-8, 8-6 ACC) picked up its fourth victory of the year over a nationally ranked opponent (tied with Virginia Tech for most in the Atlantic Coast Conference) and also secured a coveted "Quad 1" win according to the NCAA's all-important NET rankings. With its second-straight ACC road win, Tech also moved one step closer to potentially earning its first NCAA Tournament berth since 2010.

Both teams scuffled offensively in the first half to send the game to halftime tied at 24-24 apiece. However, the Yellow Jackets came out red-hot after the break and, sparked by making their first four shots, went on a 17-4 run over the first six-and-a-half minutes of the second half to grab a commanding 41-28 lead. Virginia Tech (14-5, 8-4 ACC) drew back within six points at 48-42 with 7:20 to go in the ballgame, but Georgia Tech scored 21 of the games final 32 points to pull away. The Jackets shot 61.5 percent (16-for-26) from the field and outscored the Hokies by a 45-29 margin in the second half.

Wright's 26-point performance was sparked 9-for-11 shooting from the field. Jose Alvarado and Michael Devoe added 13 and 12 points, respectively, to round out three Yellow Jackets in double-figures.

Defensively, the Jackets forced 16 turnovers, with Alvarado scooping up five of the team's nine steals. Georgia Tech finished with a commanding 19-8 advantage in points off turnovers, while handing the Hokies their first ACC home loss of the season.

Team Trends

- **Small ball** - Tech moved 6-9 senior Moses Wright, who has played the "4" position most of his career, into the "5" spot and started 5-10 senior Bubba Parham beginning with the Dec. 6 win over Kentucky. The re-alignment worked as the Jackets have shot 48.1 percent from the floor, hit 8.2 three-point field goals per game (37.4 percent), have a plus-98 margin on turnovers, and assisted on 60.1 percent of its field goals in that stretch.

- **Size doesn't matter** - Since going to its smaller lineup, Tech has had just 44 shots blocked in its last 18 games (2.4 per game), 14 of those by Virginia in two games. The Yellow Jackets had 13 shots blocked in their two season-opening losses. At the time of Tech's meetings with them, Kentucky ranked No. 4, Nebraska No. 28, FSU No. 1 (both meetings), North Carolina No. 8, Miami No. 12 and Notre Dame No. 14 in average height, according to KenPom.com. The Jackets rank No. 263, near the bottom among power conference teams.

- Four of Tech's starters are averaging in double figures in scoring for the season, only Bubba Parham below that mark at 7.5 points per game. Four or more Yellow Jackets have reached double figures in eight games this season, at least three in all but three games.

- Tech has turned the ball over just 11.00 times per game this season, most impressively Moses Wright who has just

TECH NOTEBOOK

Tech Highs and Lows Under Josh Pastner

Longest winning streak: 5 games (2020-21)
Longest ACC winning streak: 4 games (2019-20)
Longest ACC home winning streak: 11 games (last 6 home games of 2019-20, first 5 of 2020-21, program record)
Longest losing streak: 7 games (2017-18, 2018-19)
Longest ACC losing streak: 7 games (2017-18, 2018-19)
Most points scored in a game: 120 vs. Georgia State (40t), 11/25/20
Most points scored in a game (regulation): 97 vs. Delaware State, 12/20/20
Most points scored - ACC opponent: 96 at North Carolina, 1/4/20
Fewest points scored in a game: 42 vs. Clemson, 2/6/19
Fewest points scored - ACC opponent: 42 vs. Clemson, 2/6/19
Most points allowed in a game: 123 vs. Georgia State (40t), 11/25/20
Most points allowed in a game (regulation): 110 at Duke, 1/4/17
Most points allowed - ACC opponent: 110 at Duke, 1/4/17
Fewest points allowed in a game: 40 vs. Florida A&M, 12/9/18
Fewest points allowed - ACC opponent: 51 vs. Syracuse, 1/31/18
Largest margin of victory: 38 vs. Tusculum (96-58), 2/7/17
Largest margin of victory - ACC opponent: 27 at Miami (87-60), 2/20/2021
Largest margin of victory - road game: 27 at Miami (87-60), 2/20/2021
Largest margin of victory - ACC road game: 27 at Miami (87-60), 2/20/2021 (program record)
Largest losing margin: 53 (110-57) at Duke, 1/4/17
Largest losing margin at home: 34 (97-63) vs. Syracuse, 12/18/19
Largest losing margin - ACC opponent: 53 at Duke, 1/4/17
Most points allowed in a win: 83 at North Carolina (96-83), 1/4/20
Most points scored in a loss: 120 vs. Georgia State (40t), 11/25/20
Most points scored in a loss (regulation): 81 vs. Wright State, 12/22/17
Fewest points scored in a win: 52 vs. Northwestern (52-51), 11/28/17
Fewest points allowed in a loss: 52 vs. Virginia Tech (52-49), 1/9/19
Largest deficit overcome to win a game: 17 vs. Notre Dame (1stH-6:47), 2/6/2021
Largest 2nd-half deficit overcome to win a game: 9 vs. NC State (17:15), 3/1/18; vs. Prairie View A&M (16:49), 11/23/18; at Hawaii (16:11), 11/25/19
Largest deficit overcome to win a road game: 15 (4:01-1st) at NC State, 11/5/19
Largest lead given up in a loss: 16 (15:06-2nd half) vs. St. John's, 12/1/18
Largest 2nd-half lead given up in a loss: 16 (15:06-2nd half) vs. St. John's, 12/1/18
Highest FG pct.: 59.5 (25-42) at Syracuse, 1/12/19
Highest FG pct. - ACC opponent: 59.5 (25-42) at Syracuse, 1/12/19
Lowest FG pct.: 27.1 (16-59) vs. Florida State, 2/16/19
Lowest FG pct. - ACC opponent: 27.1 (16-59) vs. Florida State, 2/16/19
Highest 3-pt pct.: 62.5 (10-16) at NC State, 1/15/17
Highest 3-pt pct. - ACC opponent: 62.5 (10-16) at NC State, 1/15/17
Most 3-pt FG: 16 vs. Clemson, 1/20/2021
Most 3-pt FG - ACC opponent: 16 vs. Clemson, 1/20/2021
Lowest 3-pt pct.: 10.0 (1-10) vs. Miami, 1/3/18; (1-10) vs. Louisville, 1/19/19
Lowest 3-pt pct. - ACC opponent: 10.0 (1-10) vs. Miami, 1/3/18, (1-10) vs. Louisville, 1/19/19
Highest FG pct. allowed: 59.3 (32-54) at Florida State, 1/24/18; (32-54) Notre Dame, 2/6/2021
Highest FG pct. allowed - ACC opponent: 59.3 (32-54) at Florida State, 1/24/18; (32-54) Notre Dame, 2/6/2021
Lowest FG pct. allowed: 21.6 (16-74) vs. Elon, 11/11/19
Lowest FG pct. allowed - ACC opponent: 28.2 (20-71) vs. Florida State, 1/25/17
Highest 3-pt pct. allowed: 60.0 (12-20) at Louisville, 2/8/18
Highest 3-pt pct. allowed - ACC opponent: 60.0 (12-20) at Louisville, 2/8/18
Lowest 3-pt pct. allowed: 6.7 (1-15) at Hawaii, 11/25/19
Lowest 3-pt pct. allowed - ACC opponent: 9.5 (2-21) vs. Duke, 1/26/19
Highest FT pct.: 95.2 (20-21) vs. Coppin State, 12/27/17
Highest FT pct. - ACC opponent: 91.3 (21-23) vs. Pittsburgh, 2/14/2021
Lowest FT pct.: 28.6 (2-7) vs. Notre Dame, 3/12/19
Most free throws made: 41 vs. Georgia State, 11/25/20
Most free throws attempted: 59 vs. Georgia State, 11/25/20 (program record)
Fewest free throws made: 2 at Miami, 2/15/17; at Duke, 1/26/19; vs. Notre Dame, 3/12/19; at Kentucky, 12/14/19
Most assists: 29 vs. Kennesaw State, 12/28/18
Fewest assists: 5 at Georgia, 12/19/17; at Tennessee, 11/13/18, at Florida State, 2/2/19, vs. Boise State, 12/22/19
Most turnovers: 24 vs. Arkansas, 11/25/19; Ball State, 12/18/19
Fewest turnovers: 5 at Notre Dame, 2/1/20
Most blocked shots: 16 vs. Southern, 11/14/16 (Tech record)
Most steals: 15 vs. North Carolina, 12/31/16; at Syracuse, 1/13/19; vs. Kentucky, 12/6/20

27 turnovers in more than 706 minutes of action, and Bubba Parham, who has only eight in 556 minutes. The Yellow Jackets are plus-4.55 in that category this season (plus-4.71 against ACC teams), ranking No. 1 in the ACC. Tech was minus-2.4 last year and ranked 14th.

- Tech made great strides in its offensive efficiency during the latter part of last season and continues to progress, ranking No. 20 nationally at 114.1, its highest ranking under Josh Pastner. The Jackets have managed to exceed one point per possession in 16 of 20 games this season (Tech reached that benchmark 11 times in all of 2019-20). Tech has been over a point a game in four straight games.

- Tech has shot better than 50 percent from the floor in nine games this season, winning eight of them. The Jackets fell at Clemson on Feb. 12 despite hitting 52 percent of its field goal tries.

- According to KenPom.com, Tech ranks No. 4 in the nation in experience (average 2.55 years per player) and No. 10 in minutes continuity (75.8 percent), a measure of playing minutes from 2019-20 carrying over to 2020-21.

- Minutemen - Three Tech starters rank among the top 15 players in the ACC in average minutes played in ACC games - Jose Alvarado (3rd), Moses Wright (6th), Michael Devoe (15th).

- Two fouls in the first half? No problem. Georgia Tech ranks No. 3 in the nation, a measure of percentage of available minutes played by players with two fouls (67.9 percent for Tech). Tech led the nation in this category each of the last two seasons, and were fourth in 2017-18.

- Tech ranks No. 263 in average height according to KenPom.com. Only two power conference teams - Penn State and Georgia - rank lower than the Yellow Jackets.

Leftovers from Virginia Tech

- Tech now has a winning streak or has won the last meeting against nine of its 14 ACC foes. A win over Syracuse Saturday would make it 10 of 14.

- Tech's wins at Miami and Virginia Tech makes only the second time in team history that the Yellow Jackets have won back-to-back ACC road games by double digits, and the first time by more than 15 points each. The Jackets defeated Clemson (83-71) and NC State (67-54) in back-to-back ACC road games during the 1985-86 season, when Mark Price and John Salley were seniors.

- Tech improved to 9-1 this season when Jose Alvarado and Michael Devoe both score in double figures, 7-0 in ACC games.

- Seventeen in its last 18 games, Tech has won the turnover battle (seven to Virginia Tech's 16), and the Yellow Jackets have a plus-4.71 turnover margin in conference play, plus-4.55 in all games. Both rank No. 1 in the ACC. Tech also leads the ACC in turnovers forced in conference games (15.36) and is second in all games (15.55).

- Tech has shot 50 percent or better in seven ACC games this

season (52 percent at Virginia Tech, 57.1 at Miami, 52 and 57.4 in two games against Clemson, 58.3 against Notre Dame, 50 against Wake Forest, 52.9 against North Carolina), and has connected on 47.8 percent of its shots in ACC games this season. The Jackets pulled away from the Hokies by making 61.5 percent of its field goal tries in the second half.

- Tech has snapped out of a five-game funk from the three-point line in its last two games, hitting 19-of-46 (41.3 percent) in its wins at Miami and Virginia Tech (11-of-26 vs. Miami, 8-of-20 at Virginia Tech). Tech went 5-of-9 from distance in the second half against the Hokies. The Jackets had shot just 30.1 percent over its previous five games.

- Tech held its third straight team under a point per possession (KenPom.com defensive efficiency) and has done so in five of its last eight games (four of those were wins).

- One of the bottom teams in the ACC in rebound margin, Georgia Tech outrebounded both Miami (35-26) and Virginia Tech (31-23).

- Tech collected nine steals against Virginia Tech and is averaging 9.1 in conference games, 9.0 in all games, both rank No. 2 behind Syracuse.

Personnel Highlights

- Moses Wright scored a game-high 26 points against Virginia Tech, hitting 9-of-11 shots from the floor, his only three-point attempt and 7-of-11 from the foul line. It was his highest scoring game since tallying 31 against Georgia State in the season opener, and his most against an ACC team since his 33-point game last Feb. 22 at Syracuse. It was his eighth 20-point game this season and lifted him back into the team scoring lead at 16.8 points per game. He has hit 53.2 percent of his shots from the floor.

- Wright also grabbed 10 rebounds against Virginia Tech, giving him his 12th career double-double and fifth this season. Four of those have come in Tech's last nine games, all of them on the road (Duke, Louisville, Miami, Virginia Tech).

- Michael Devoe had only one three-point field goal against Virginia Tech, but it came on Tech's opening possession of the second half to break a 24-all deadlock, a lead which the Jackets would never relinquish. He scored 12 points (5-of-14 FG) and had four assists.

- Jose Alvarado scored 13 points (5-of-10 FG) at Virginia Tech with three three-point field goals in five attempts, with three assists and just one turnover in 38:37.

- Alvarado was credited with five steals against the Hokies, his sixth game of five or more thefts this season. It gave him 210 for his career, surpassing Iman Shumpert for fourth place on Tech's all-time list.

- Alvarado is bidding to become the first Tech player to lead the ACC in steals twice and the first ACC player to do so since Chris Paul in 2004 and 2005. Alvarado's conference leading rate is and his season average is 2.90 in all games, 3.21 in ACC games. His overall rate is the most by an ACC player

Tech All-Time vs. the ACC

Opponent	Overall	in ACC	Tourney	In McCamish Pavilion	In Opponent Current Venue	Current Streak
Boston College	16-12	12-11	1-3	2-1	4-6	Won 2
Clemson	66-74	38-51	4-1	5-4	9-40	Lost 1
Duke	23-75	19-63	3-7	0-4	5-37	Lost 14
Florida State	29-44	20-30	0-2	2-3	9-17	Won 1
Louisville	14-23	1-8	--	1-3	0-4	Lost 1
Miami	11-14	9-13	0-1	2-3	4-6	Won 2
North Carolina	26-69	24-55	5-4	1-4	5-25	Won 2
NC State	43-57	35-43	3-3	2-3	6-11	Won 4
Notre Dame	12-12	6-10	0-1	6-2	1-8	Won 1
Pittsburgh	10-5	5-5	0-1	4-1	1-3	Won 2
Syracuse	6-7	4-5	--	2-2	2-4	Lost 2
Virginia	40-45	38-44	5-5	2-4	1-9	Lost 8
Virginia Tech	8-20	6-16	1-3	2-4	2-10	Won 2
Wake Forest	45-40	44-38	0-4	6-0	9-20	Won 4

TECH NOTEBOOK

The Last Time a Jacket...

Scored 30 or more points:

Moses Wright, 31 vs. Georgia State, 11/25/2020

Led Tech in scoring off the bench:

Evan Cole, 16 vs. USC Upstate, 1/2/2019

Grabbed 15 or more rebounds:

Moses Wright, 19 vs. Georgia State, 11/25/2020

Had 10 or more assists:

Josh Heath, 10 vs. NC State, 1/15/2017

Had a double-double:

Moses Wright (26 pts/10 reb) at Virginia Tech, 2/23/2021

Played 40 minutes in regulation:

Jose Alvarado vs. Virginia, 2/10/2021

Played every minute of an overtime game:

Michael Devoe (45 minutes/1 OT) vs. Boston College, 3/3/2019

Played every minute of a multiple-OT game:

Matt Harpring (50 minutes/2 OT) vs. North Carolina, 2/9/1998

The Last Time the Jackets...

Scored 100 or more points:

vs. Georgia State (120-123) on 11/25/2020

Scored 100 or more points in regulation:

vs. Green Bay (107-77) on 11/19/2015

Scored 100 or more points in consecutive games:

vs. Jackson State (100-70) on 11/13/2006, Georgia State (103-74) on 11/16/2006

Scored 100 or more points twice in one season:

vs. Cornell (116-81), 11/13/2015, Green Bay (107-77) on 11/19/2015

Allowed 100 or more points:

vs. Georgia State (120-123) on 11/25/2020

Allowed 100 or more points in regulation:

vs. Duke (110-57) on 1/4/2017

Shot 60 percent or better:

.603 (47-78) vs. Cornell, 11/13/2015

Failed to make a three-point basket:

0-for-12 vs. Virginia, 1/22/2015

Did not allow a three-point basket:

0-for-11 vs. Pittsburgh, 3/5/2016

Failed to make a free throw:

0-for-6 vs. Duke, 1/7/2014

Grabbed 50 or more rebounds:

70 vs. Georgia State, 11/25/2020

Two players had a double-double:

Jose Alvarado (29 pts/10 reb), Michael Devoe (24/13), Jordan Usher (15/10) and Moses Wright (31/19) vs. Georgia State, 11/25/2020

Two players had 10 or more rebounds:

Jose Alvarado (10), Michael Devoe (13), Jordan Usher (10) and Moses Wright (19) vs. Georgia State, 11/25/2020

Had 25 or more assists:

25 vs. Delaware State, 12/20/2020

Blocked 10 or more shots:

10 vs. Pittsburgh, 3/4/2020

Had 15 or more steals:

15 vs. Kentucky, 12/6/2020

Had fewer than 10 turnovers:

9 vs. Notre Dame, 2/6/2021

Had five or more players in double-figures in points:

Moses Wright (21), Bubba Parham (17), Kyle Sturdivant (15), Jordan Usher (12), Jose Alvarado (10) vs. Kentucky, 12/6/2020

Had three or more players score 20 points:

Michael Devoe (22), Jordan Usher (21) and Moses Wright (21) vs. Clemson, 1/20/2021

Had no player score 10+ points:

Virginia (57-28 loss), 1/22/2015

Allowed no player to score 10+ points:

Hawaii (73-40 win), 12/25/2019

Had no player play 30 minutes:

at Miami (87-60 win), 2/20/2021

Won by 30 or more points:

Kennesaw State (87-57), 1/28/2018

Won by 40 or more points:

Kentucky State (98-50), 1/30/2010

Won by 50 or more points:

Winston-Salem State (97-46), 1/3/2007

Lost by 30 or more points:

Syracuse (97-63), 12/7/2019

Played an overtime game:

vs. Georgia State (lost 123-120, 4 ot), 11/25/2020

Defeated a Top 10 team:

#5/5 Louisville (64-58), 2/12/2020

Defeated a Top 25 team:

#16/15 Virginia Tech (69-53), 2/23/2021

Defeated a Top 10 team on the road:

#7/7 Syracuse (67-62), 3/4/2014

Defeated a Top 25 team on the road:

#16/15 Virginia Tech (69-53), 2/23/2015

Had a game postponed:

NC State (in Raleigh, 1/16/2021 (COVID))

Had a game cancelled:

UAB (in Birmingham), 12/23/2020 (COVID)

since Johnny Rhodes of Maryland set the ACC record in 1996 (3.7), and his rate in ACC games is the most since Clemson's Vernon Hamilton set the conference record of 4.1 in 2006.

- Alvarado passed Bobby Kimmel (1954-57) for 22nd place on Tech's all-time scoring list, now with 1,365.

- Alvarado's 2.10 steals per game career would put him among the ACC's all-time top 20 if his career ended today.

- Devoe saw his streak of 16 straight free throws made come to an end with his first attempt of the night at Virginia Tech. He went 1-of-2 in the game and has hit 76.3 percent for the season, 76.1 percent in ACC games.

- Bubba Parham recorded his 13th turnover-less game of the season. He has just eight in more than 555 minutes of court time this season.

Pastner's Key Metrics

- Assists to made field goals:** Tech has assisted on 57.9 percent of its field goals this season, and 58.2 percent in ACC games after getting 14 assists on 26 field goals at Virginia Tech (53.8 pct.). Its nightly goal is to assist on 60 percent, which Tech has met nine times this season.

- Free throws made to opponents' attempts:** Tech made 9-for-14 from the free throw line against Virginia Tech, compared to the Hokies' 10-of-14, which had no bearing on the outcome. Tech's goal each night is to make more free throws than the opponent attempts. The Jackets have scored just 9.4 points per game from the line in ACC games.

- Turnovers:** Tech committed seven to Virginia Tech's 16. Tech has won the turnover battle in 17 of its last 18 games (plus-98) and 17 of 20 games overall this season after doing so in only nine of 31 games all last season. Target each night is to commit 11 or fewer, which Tech met three times last season, and 12 times this season. Tech averaged the third fewest turnovers in the ACC (10.64). More telling for Tech under Josh Pastner is that when Tech has committed fewer turnovers than its opponent, it is 38-23. When it has committed more, it is 34-43.

- Guard rebounding:** Tech's perimeter players grabbed eight of the team's 16 defensive rebounds against Virginia Tech (292 of 458 for the season).

Eleven Straight ACC Home Wins

Georgia Tech set a program record for consecutive ACC wins at home with 11, a string that began Jan. 25 of the 2019-20 season and ended with a loss to No. 9 Virginia on Feb. 10 of this season.

Date	Opponent	Score
Jan. 25, 2020	NC State	64-58
Feb. 4, 2020	Virginia Tech	76-57
Feb. 12, 2020	#5/5 Louisville	64-58
Feb. 25, 2020	Clemson	68-59
Feb. 29, 2020	Miami	63-57
Mar. 4, 2020	Pittsburgh	73-57
Dec. 29, 2020	North Carolina	72-67
Jan. 3, 2021	Wake Forest	70-54
Jan. 20, 2021	Clemson	83-65
Jan. 30, 2021	#16/16 Florida State	76-65
Feb. 6, 2021	Notre Dame	82-80

Tech's Dynamic Duo

It could be argued that no team in the ACC relies more on its guards than do the Yellow Jackets.

In the 21 games that Jose Alvarado and Michael Devoe both played last season (Alvarado missed seven games, Devoe three due to injury), they accounted for 42.1 percent of the Jackets' scoring. Both players earned All-ACC recognition.

This season they have accounted for 45 percent of Tech's points in ACC games, and they have either scored or assisted on 241 of the Yellow Jackets' 368 baskets (69 percent). They rank No. 7 (Devoe) and 8 (Alvarado) in the ACC in scoring average. Combined, they have shot 50 percent from the floor and 43.8

Offense/Defense Under Pastner

Source: KenPom.com. Nat'l rank in parentheses.

Year	Tempo	Off. Eff.	Def. Eff.
2020-21	67.1 (220)	114.3 (20)	95.8 (58)
2019-20	70.0 (88)	103.0 (171)	91.8 (16)
2018-19	66.8 (225)	101.7 (228)	96.5 (43)
2017-18	66.1 (227)	103.6 (197)	98.7 (61)
2016-17	68.2 (179)	100.0 (259)	91.0 (6)

percent from three-point range.

Tech is 9-1 this season when both score in double figures, 7-0 in ACC games. In their two-plus seasons together at Tech, the Yellow Jackets are 22-6 when doing so.

BOTH IN DOUBLE FIGURES VS. ACC

Def. North Carolina, 72-67 - 20 points each (40 of Tech's 72 points), 15-of-21 FG, 11 assists, 11 rebounds combined

Def. Wake Forest, 70-54 - combined for 42 of Tech's 70 points (Alvarado 25, Devoe 17), combined for 15-of-28 FG, 6-of-14 from distance.

Def. Florida State, 76-65 - scoring 21 and 19, respectively, hit 6-of-14 three-pointers and dished 10 assists

Def. Notre Dame, 82-80 - 19 points each, hit 15-of-22 shots and 6-of-8 threes with seven assists

Def. Pittsburgh, 71-65 - 13 points for Devoe, including the tiebreaking 3-point FG with 4:20 left in the game; 12 for Alvarado, with five assists; 10-of-10 FT combined in the second half

Def. Miami, 87-60 - Season-high 29 points from Devoe, who hit a career-high seven three-point field goals, while Alvarado scored 16 with six assists and three steals. Combined to hit 17-of-24 FG, 9-of-15 threes.

Def. Virginia Tech, 69-53 - Alvarado scored 13 points, Devoe 12, combining to hit 10-of-24 shots from the floor, 4-of-11 from three-point range, with seven assists and six steals.

All in for Alvarado

Point guard Jose Alvarado, recruited to Georgia Tech primarily for his winning attitude, toughness and determination, was given the green light by head coach Josh Pastner to handle the position as a freshman, sink or swim. He has developed into Tech's engine and leader on the floor, earning third-team All-ACC honors as a junior.

A pre-season second-team All-ACC choice in his final season, the 6-foot senior was named to the Naismith Trophy's Midseason Team of the nation's top 30 players last week and is a solid candidate for ACC Player of the Year.

The Brooklyn, N.Y., native ranks among the ACC's top 10 in eight statistical categories - No. 6 in ACC in scoring (16.55 ppg), No. 6 in FG percentage (.524), No. 10 in three-point FG made (2.1 per game), No. 1 in FT percentage (.864), No. 6 in assist average (4.10), No. 1 in steals (2.90), No. 4 in assist/turnover ratio (1.91), No. 3 in average minutes (36.52). With enough makes he would also rank in the top 10 in three-point percentage (.429).

He holds top-10 rankings in all those categories for ACC games only.

If he holds his conference lead in steals, he will become the first Tech player to do so twice, and the first ACC player since Chris Paul in 2004 and 2005 to accomplish that.

Will to Win

Many of Georgia Tech's biggest wins bear Jose Alvarado's fingerprints.

- Though he scored just 12 points, he went 6-for-6 from the free throw line, had five assists, and played blanket defense

TECH NOTEBOOK

Tech Alumni in the NBA

Player	Team
Derrick Favors	Utah Jazz
Josh Okogie	Minnesota Timberwolves
Iman Shumpert	Brooklyn Nets
Thaddeus Young	Chicago Bulls

Tech Alumni Elsewhere

Player (years at Tech)	Current Team
Tony Akins (1998-2002)	SK Knights (South Korea)
Brandon Alston (2017-19)	Team Ehingen Urspring (Germany)
Alade Aminu (2005-09)	Polski Cukier Torun (Poland)
James Banks III (2018-20)	Hapoel Beer Sheva (Israel)
Will Bynum (2004-06)	Bivouac/Big 3 (USA)
Demarco Cox (2014-15)	Quimper (France)
Mouhammad Faye (2006-08)	Promithias (Greece)
Marcus Georges-Hunt (2012-16)	Sichuan (China)
Dion Glover (1997-99)	Bivouac/Big 3 (USA)
Trae Golden (2013-14)	Bahcesehir Koleji Istanbul (Turkey)
Abdoulaye Gueye (2014-19)	Ashdod (Israel)
Josh Heath (2014-17)	Leuven Bears (Belgium)
Kammoon Holsey (2011-14)	MBC Mykolaiv (Ukraine)
Jarrett Jack (2002-05)	Ignite (G League)
Tadic Jackson (2014-18)	Sentjur (Slovenia)
Ben Lammers (2014-18)	ALBA Berlin (Germany)
Gani Lawal (2007-10)	Fukuoka Rizing (Japan)
Anthony McHenry (2001-05)	Shinshu BW (Japan)
Daniel Miller (2009-14)	Sendai 89ers (Japan)
Charles Mitchell (2014-16)	Niigata Albirex (Japan)
Anthony Morrow (2004-08)	Bivouac/Big3 (USA)
Zachery Peacock (2006-10)	JL Bourg (France)
Glen Rice, Jr. (2009-12)	Juventus (Lithuania)
Robert Sampson (2013-15)	CSM Focsani (Romania)
Avi Schafer (2017-19)	Mikawa Sea Horses (Japan)
Adam Smith (2015-16)	Ionikos Nikias (Greece)
Jeremis Smith (2004-08)	Biqua (Uruguay)
Quinton Stephens (2013-17)	Leyma Basquet Coruna (Spain)
James White (2015-16)	Ural Ekaterinburg (Russia)

Former Tech Players in Coaching

Player (years at Tech)	Current Position
Kenny Anderson (1989-91)	*Fisk University
Ty Anderson (2006-09)	+Jacksonville State
Rod Balanis (1990-94)	#Notre Dame
Anthony Byrd (1981-84)	*Knightdale (N.C.) HS
Straun Fein (1999-2001)	#Brooklyn Nets
Dion Glover (1997-98)	#Grand Rapids (NBA G-League)
Maurice Miller (2007-11)	*Arlington HS (Memphis)
Winston Neal (1999-01)	*Columbia State (Tenn.)
Mark Price (1982-86)	Denver Nuggets
Fred Vinson (1992-94)	#New Orleans Pelicans
Mfon Udofia (2009-13)	#College Park (NBA G-League)

Former Tech Coaches in Coaching

Coach (years at Tech)	Current Position
Amir Abdur-Rahim (2011-12)	*Kennesaw State
Sherman Dillard (1988-94)	#Iowa
Chad Dollar (2011-16)	#Georgia
Bruce Evans (2012-16)	#North Florida
Brian Gregory (2011-16)	*South Florida
Tavaras Hardy (2016-18)	*Loyola-Maryland
Tom Herion (2014-16)	#South Florida
Paul Hewitt (2000-11)	*Agua Caliente Clippers (G League)
Chris Kreider (2007-09)	#Georgia State
Darryl LaBarrie (2009-11, 2016-17)	#Agua Caliente Clippers (G League)
Robert McCullum (2010-11)	*Florida A&M
Mamadou N'Diaye (2014-16)	#San Francisco
Billy Schmidt (2011-14)	+Chicago Bulls
Cliff Warren (2000-05)	#Georgia State
Charlton Young (2005-09)	#Florida State

*head coach; #assistant coach; +other staff

Tech Among ACC Steal Leaders

**Career steals per game

Rk	Player	G	Stl	Avg.
4.	Kenny Anderson	65	168	2.58
12.	Iman Shumpert	92	207	2.25
*	Jose Alvarado	100	210	2.10
†25.	Mark Price	126	240	1.90

*18th if career ended today

on Pitt guard Xavier Johnson, who turned the ball over seven times and fouled out after playing just 20 minutes.

- He scored 20-plus points in consecutive games against Virginia, Duke and Florida State, helping fell the No. 16 Seminoles with 21 points (12 in the second half), six assists and five steals, and then scoring 19 points with five assists and six steals to rally the Jackets past Notre Dame.

- At Virginia in a close loss on Jan. 23, Alvarado scored 20 points, made four three-point field goals, and added eight assists and six steals. He nearly led Tech to a win at Duke, scoring 18 of his 26 points and dishing four of his five assists in the second half as the Jackets came from 11 points down to lead inside the final four minutes.

- In that same meeting against Virginia, guarded Sam Hauser for the entire 40 minutes he was on the floor, holding the Cavaliers' forward to eight points on seven shot attempts (0-for-1 on threes), and no free throw attempts

- Alvarado scored 12 of his game-high 20 points in the second half and added seven assists and three steals in Tech's 72-67 victory over North Carolina.

- Similarly, he scored 15 of Tech's first 17 points out of halftime against Wake Forest, finishing with a game-high 25 points. He scored 19 of his 24 in the second half of the Jackets' ACC/Big Ten Challenge game at Nebraska.

- In Tech's win over Pitt on Feb. 14, Alvarado hounded Pitt's Xavier Johnson into seven turnovers and five fouls in just 20:32 of playing time.

- In Tech's win at Miami, hit 6-of-8 shots from the floor and a pair of threes, adding six assists and three steals, helping hold high-scoring Isaiah Wong to four points.

WHAT THEY SAY ABOUT ALVARADO

- ACC Network analyst Luke Hancock: *"Are there many point guards in this league I would take? I can't name too many. He's a competitor, he's an upperclassman, he's tough. He plays the game within the game. He can really frustrate opposing players, because he's crafty, he'll talk a little trash to you, he's very physical, he's always emotional out there, and that fires other guys up."*

- Atlanta Journal-Constitution: *"While Alvarado was a three-star prospect coming out of high school who picked Tech over Rutgers and Seton Hall, there is no player quite like him this season. Across Division I, after Sunday's (Feb. 14) games, there were three players averaging at least 15 points, three assists and two steals per game while shooting at least 50% from the field. Of the three, Alvarado (16.8 points, 4.1 assists, 2.8 steals, 51.7% field-goal percentage) is the only one registering those numbers in a power conference."*

- Notre Dame coach Mike Brey: *"Thoroughly impressed with him. I used the line that they use with the Yankees since he's a New Yorker, he is absolutely the straw that stirs the drink for Georgia Tech. We're watching tape, and obviously he leads the league in steals, and he had a couple key ones the other night against us ... and he comes from behind and gets somebody from Duke and goes coast to coast, and I turned to our staff, and I told them 'that's called getting New Yorked.' New York guards have an instinct for picking your pocket and great hands. He is right out of that mold. He makes them go."*

- Louisville coach Chris Mack: *"To me, Alvarado has played all year long as a First Team All-ACC player..."*

- Virginia coach Tony Bennett: *"He really has quick hands. Look at his eyes, he is wired. He's experienced, and he's really got a defensive mindset, really quick with good instincts."*

- Chris Carlson, Syracuse Post-Standard: *"Point guard Jose Alvarado, who feels like he's been playing forever, has emerged as an early candidate for ACC Player of the Year."*

- Clemson coach Brad Brownell: *"He's got an unbelievable nose for the ball and great anticipation skills. He wants to be involved in every play."*

YEAR-BY-YEAR FOR ALVARADO

Year	PPG	APG	FG%	3PT%	FT%	A/TO	MPG
2016-17	12.1	3.1	.448	.370	.802	77/59	35.0
2017-18	12.5	3.4	.392	.286	.743	105/64	34.3
2018-19	14.4	4.1	.444	.336	.793	96/64	33.5
2019-20	16.6	4.1	.524	.429	.864	82/43	36.5

Alvarado Moving Up Career Charts

Jose Alvarado sits at No. 22 with 1,365 points and needs 41 to catch No. 21 Marvin Lewis (1,396 from 2000-04).

He has exceeded 20 points 15 times over his last 37 games, including six times this season. He has posted 66 double-figure scoring games in his career, 25 times scoring 20 or more.

CAREER RANKINGS AT TECH FOR ALVARADO

Stat	Value	Rank
Points	1,365	22
3-point field goals	168	12
3-point FG attempts	485	9
Assists	360	12
Steals	210	4
Minutes per game	34.7	9

Zero-Star to All-Star

The best player development story in Georgia Tech's program is that of junior forward Moses Wright, who played only one year of high school basketball and was not rated at all coming out of high school.

His senior season has seen more improvement for the 6-9 Raleigh, N.C., native, who ranks among the top 10 in seven ACC statistical categories ... No. 4 in the ACC in scoring (16.80), No. 8 in rebound average (7.65), No. 5 in field goal percentage (.532), No. 5 in steals (1.60 per game), No. 5 in blocked shots (1.70), No. 5 in offensive rebounds (2.70) and No. 6 in average minutes played (35.33).

Wright is the only player in the ACC to rank among the top 5 in blocks and steals.

Most remarkable is his ballhandling. He has turned over the ball just 27 times (once every 26.2 minutes), compared to once every 13.2 minutes his first three seasons. He already has achieved career highs in assists (44) and steals (32).

Remarkably consistent, Wright has failed to reach double figures in scoring only 11 times since the beginning of last season and is the only Jacket to play and start every game.

Wright has scored in double figures in 17 games this season, hitting 20 or more in eight of those. He has five double-doubles, three of them against ACC teams.

Said ESPN analyst Paul Biancardi during Tech's Dec. 20 win over Delaware State: *"A zero-star recruit out of high school maybe, but he's producing like a 5-star player."*

Said ACC Network analyst Luke Hancock: *"Moses Wright is a beast. He can do it all. He's emerging as a scorer, block shots, rebounder, will absolutely dunk it right on your head. He's an intimidator and plays with a lot of emotion as well."*

YEAR-BY-YEAR FOR WRIGHT

Year	PPG	RPG	FG%	3PT%	FT%	A/TO	MPG
2016-17	3.6	3.4	.307	.065	.543	17/29	16.6
2017-18	6.7	3.7	.470	.208	.489	23/34	18.5
2018-19	13.0	7.0	.531	.241	.617	28/82	30.4
2019-20	16.8	7.7	.532	.370	.698	44/27	35.3

TECH NOTEBOOK

Media Guidelines

Due to Covid-19 restrictions, all media access during the 2020-21 season, including non-game day sessions and post-game press conferences, will be conducted virtually via Zoom call.

The Yellow Jackets' student-athletes and coaches are generally available to the media prior to practices once prior to each game during the season. The practice schedule varies once the season begins, and media sessions will be scheduled and announced weekly.

Georgia Tech's practices are closed to the public and the media even during normal times.

Interview requests with student-athletes that need to be conducted at other times must be made through Mike Stamus in the communications office at least 24 hours in advance. These interviews will be scheduled around the student-athletes' availability and class schedule.

Media are asked not to contact student-athletes directly either by phone, text, social media or e-mail; they are instructed to refer media to the communications office. Every effort will be made to make players available when requested. Players are not available on game days until after the game.

Interviewing Coach Pastner

Media wishing to speak with Coach Pastner at times other than scheduled media availabilities must notify Mike Stamus in the communications office in advance to make or confirm arrangements. He also is available each Monday on the ACC Teleconference beginning January 4.

Post-Game Protocol

Each team will host its own postgame press conference via video teleconference. Georgia Tech will employ Zoom technology and provide a link to the media the day of each game.

Josh Pastner Radio Show

Head coach Josh Pastner's weekly radio show airs each Monday from 7-8 p.m. on "680 the Fan" and 93.7 FM, beginning in December.

ACC Coaches Weekly Teleconference

The 15 ACC head basketball coaches will be featured on nine Monday teleconferences during the 2019-20 season, beginning on January 4, and continuing through March 1. Each coach will have 10 minutes to make an opening statement and answer questions. There will be an instant replay of each teleconference on the Conference's internet site TheACC.com each Monday afternoon.

Coaches whose teams play on Monday in January and February are not required to participate in that day's call. Coaches who do not have a Monday game - Georgia Tech is one - will be on every Monday at the same time. The teleconference schedule for each Monday will differ for the other head coaches, depending on what teams play that Monday night.

Contact Andy Fledderjohann at the ACC media relations office (afledder@theacc.org) for the call-in number and for questions on the schedule.

Be Like Mike

Sophomore guard Michael Devoe, the highest-rated high school prospect Georgia Tech has recruited under Josh Pastner until this fall, steadily improved over the course of his freshman season and made a quantum leap for the Yellow Jackets as a sophomore, finishing No. 7 in the ACC at 16.0 points per game and No. 5 in field goal percentage (47.6).

He's warmed back up to that level in ACC play this season. The 6-5 guard has averaged a team-high 15.8 points in ACC games, scoring a season-high 29 points at Miami, 21 and 19 points in two games against Florida State, 22 at home against Clemson, 20 in its win over North Carolina, 17 against Wake Forest and Louisville, 19 against Notre Dame and 23 at Clemson.

He has led the ACC in three-point percentage in conference play, currently No. 4 at 43.9 percent, and ranks No. 4 in threes per game (2.57). He drained a career-high seven threes at Miami in 11 attempts, and had a 6-for-7 game Jan. 20 against Clemson.

For his career, Devoe has connected on 40.9 percent of his three-point tries, and has hit 43.9 percent in ACC games.

He passed 1,000-point career milestone with his 13-point game Feb. 14 against Pittsburgh and is No. 42 on Tech's all-time list.

Takeaways Over Rejection

Not only has Georgia Tech cut down on its own turnovers this season, it has become one of the nation's best teams at creating turnovers as a way of generating offense. It has been a by-product of playing a smaller lineup that lacks a rim protector.

Tech's center has made the ACC's All-Defensive Team each of the last four years - Ben Lammers (2017, 2018) and James Banks III (2019, 2020), both of whom lead the conference in blocked shots. If Tech has a representative this year, it likely will be Jose Alvarado, who leads the ACC in steals.

Tech is No. 2 behind Syracuse for first in steals in conference games (9.07 per game), with Jose Alvarado and Moses Wright No. 1 and 5 individually. Tech remains No. 1 in most turnovers forced (15.36 per game).

The Jackets are No. 5 nationally in steal percentage and No. 34 in turnover percentage, according to KenPom.com. Those takeaways have directly boosted Tech's scoring.

Year	TO Forced	Steals	Pts/TO	FBrk Pts	Blocks
2019-20	13.9 pg	7.1 pg	14.9 pg	10.2 pg	4.6 pg
2020-21	15.6 pg	9.0 pg	18.3 pg	13.8 pg	3.5 pg

Build the Wall

Due to its ability to play both zone and man-to-man and keep opponents off-balance, Georgia Tech has been able to rely on its mixture of defenses to win games over Josh Pastner's first four seasons at Georgia Tech.

After giving up 205 points against Georgia State and Mercer, Tech has gone on to limit 10 of its last 18 opponents to less than one point per possession, six of them in the ACC (Wake Forest 0.772, North Carolina 0.955, Florida State 0.886, Virginia 0.993, Pittsburgh 0.985, Miami 0.877, Virginia Tech 0.936).

The Jackets are currently No. 58 nationally according to KenPom.com in defensive efficiency (95.6), and have a 100.1 rating in ACC games (third-best).

Wire-to-Wire

Though he has expanded his bench to reflect the growing level of talent within the program, head coach Josh Pastner remains committed to a tight playing rotation when conference play rolls around, reminiscent of the way Bobby Cremins coached the Yellow Jackets over his 19 seasons.

Tech currently ranks No. 336 in percentage of minutes played by reserves (19.2). Jose Alvarado and Moses Wright rank 39th and 70th nationally in percentage of minutes used.

Tech's highest ranking in bench minutes under Josh Pastner came in 2017-18, when the Jackets ranked No. 89 at 33.5 percent. They have not ranked higher than No. 210 in any other year under Pastner.

BENCH MINUTES UNDER PASTNER

Year	Pct.	Nat'l Rank	Natl Avg.	Vs. ACC
2020-21	19.2	336	31.4	na
2019-20	26.5	267	30.3	na
2018-19	33.5	89	30.3	na
2017-18	30.1	210	31.5	na
2016-17	24.6	323	31.9	na

Burning at Both Ends

Georgia Tech has lived and succeeded by playing excellent defense during its four-plus years under Josh Pastner, but behind their guard combo of Jose Alvarado and Michael Devoe, the Yellow Jackets have risen to become one of the better offensive teams in the ACC.

In the KenPom.com rankings, Tech currently holds its highest offensive efficiency rating (114.1) and national ranking (20) under Pastner, and ranks No. 40 in effective field goal percentage (54.1) and No. 25 in lowest turnover percentage (15.8). The Jackets have done this relying more on the three-point shot than they did last season (38.7 percent of their FGA are threes compared to 29.6 percent last season).

Without relying a great deal on three-point shooting last season, Tech ranked No. 171 nationally with a 103.1 offensive efficiency rating, and No. 157 with a 49.8 percent effective field goal percentage.

3-POINT RELIANCE UNDER PASTNER

Percentage of 3FA/FGA according to KenPom.com

Year	3PA/FGA	Nat'l Rank
2016-17	24.6%	349
2017-18	27.7%	335
2018-19	33.4%	303
2019-20	29.6%	324
2020-21	38.7%	153

Assisted Living

Georgia Tech coach Josh Pastner preached and prodded his Yellow Jackets on ball and player movement and hard cutting from the first time he got his team on the practice court. His primary measuring stick on how well the Jackets perform offensively is their ratio of assists to made field goals.

Tech has consistently been above the national average and maintained a high rate in ACC games. The Jackets currently rank No. 52 nationally at 57.9 percent. They hold the fourth-best mark in ACC games (58.5 pct.).

Tech's top assists-to-made field goals ratios: 1987-88 - 68.3; 1988-89 - 65.9; 1986-87 - 65.8; 1992-93 - 65.0; 1985-86 - 64.8; 2000-01 - 62.9; 1999-00 - 62.9; 2016-17 - 62.6.

ASSISTS TO MADE FG UNDER PASTNER

Year	A/FGM	Nat'l Rank	Natl Avg.	Vs. ACC
2020-21	57.9	52	52.0	na
2019-20	53.3	139	51.5	58.0
2018-19	57.4	46	51.9	56.4
2017-18	54.3	119	52.3	53.9
2016-17	62.4	13	52.4	63.2

The Pause Nobody Wanted

Four of Georgia Tech's January ACC games were postponed due to COVID-19 protocols prior, matching the longest layoff (16 days between games) in program history.

The last such break occurred the 1982-83 season, when coach Bobby Cremins' second Tech team, led by freshman Mark Price, went 16 days between games (Dec. 18 to Jan. 4). Tech

TECH NOTEBOOK

Career Games With ...

Double-Figure Points	2020-21	Career
Jose Alvarado	16	66
Michael Devoe	15	53
Khalid Moore	2	7
Bubba Parham	6	+65
Kyle Sturdivant	1	#2
Jordan Usher	12	*30
Moses Wright	17	48
+includes 53 at VMI; *includes 10 at USC; #includes 1 at USC		

20-plus Points	2020-21	Career
Jose Alvarado	8	26
Michael Devoe	6	18
Bubba Parham	--	24
Jordan Usher	1	*3
Moses Wright	8	11

30-plus Points	2020-21	Career
Michael Devoe	1	1
Bubba Parham	0	9
Moses Wright	1	2

10-plus Rebounds	2020-21	Career
Jose Alvarado	1	2
Michael Devoe	1	1
Jordan Usher	1	1
Moses Wright	5	13

Double-Doubles	2020-21	Career
Jose Alvarado	1	2
Michael Devoe	1	1
Jordan Usher	1	1
Moses Wright	5	12

Tech in ACC Rankings

All Games	Player	#	Rank
Scoring average	Moses Wright	16.80	4
	Jose Alvarado	16.55	6
	Michael Devoe	14.55	12
Rebound average	Moses Wright	7.65	8
Field goal pct.	Moses Wright	.532	5
	Jose Alvarado	.524	6
	Michael Devoe	.437	12
Free throw pct.	Jose Alvarado	.864	1
	Moses Wright	.698	14
3-point FG made	Michael Devoe	2.30	6
	Jose Alvarado	2.10	t10
Assists	Jose Alvarado	4.10	6
	Michael Devoe	3.10	14
Assist/TO ratio	Jose Alvarado	1.91	4
	Michael Devoe	1.15	13
Blocked shots	Moses Wright	1.70	5
Steals	Jose Alvarado	2.79	1
	Moses Wright	1.68	4
	Jordan Usher	1.42	11
Offensive rebounds	Moses Wright	2.70	5
Minutes Played	Jose Alvarado	36.52	3
	Moses Wright	35.33	6
	Michael Devoe	33.79	15

ACC Games	Player	#	Rank
Scoring average	Michael Devoe	15.79	7
	Jose Alvarado	15.71	8
	Moses Wright	15.07	11
Rebounds	Moses Wright	7.36	10
Field goal pct.	Jose Alvarado	.546	4
	Moses Wright	.509	8
	Michael Devoe	.457	9
Free throw pct.	Michael Devoe	.761	10
3-point FG pct.	Michael Devoe	.439	4
3-point FG made	Michael Devoe	2.57	4
	Jose Alvarado	2.00	t11
Assists	Jose Alvarado	4.14	5
Assist/TO ratio	Jose Alvarado	1.93	9
Blocked shots	Moses Wright	2.00	5
	Jordan Usher	0.93	14
Steals	Jose Alvarado	3.08	1
	Moses Wright	1.77	5
Offensive rebounds	Moses Wright	2.36	11
Defensive rebounds	Moses Wright	5.00	13
Minutes Played	Jose Alvarado	36.90	3
	Moses Wright	35.12	12
	Michael Devoe	34.08	15

Through games of Feb. 24

has five in-season breaks of 14 days or longer all-time, all of them around the Christmas holiday.

Tech has had six games called off altogether due to COVID issues this season. The first occurred Dec. 23 when its game at UAB was called off due to positive tests within the Blazers' program. The game will not be made up.

LONGEST LAYOFFS

Season	Dates	#Days b/t Games
2020-21	Jan. 3-20	16
1982-83	Dec. 18-Jan. 4	16
1953-54	Dec. 12-28	15
1948-49	Dec. 22-Jan. 7	15
1945-46	Dec. 20-Jan. 4	14

Three Freshmen Join 2020-21 Squad

Georgia Tech filled all three of its available scholarships for this season, signing four-star 7-1 center **Saba Gigiberia**, three-star 6-2 guard **Tristan Maxwell** and three-star 6-9 forward **Jordan Meka**.

Gigiberia, originally from Tbilisi in the Republic of Georgia, attended Prolific Preparatory School in Napa, Calif., after a year at Findlay Prep in Las Vegas, Nev. He has represented Georgia in the FIBA U16 and U18 European Championships.

Meka, originally from Yaounde, Cameroon, has attended Mt. Bethel Christian Academy in Marietta, Ga., since ninth grade, and has made all-state teams the last three years and is the school's all-time leading scorer, rebounder and shot-blocker.

Maxwell, the son of 13-year NBA veteran Vernon Maxwell, led class 4A in three-point shooting last season at North Mecklenburg High School in Huntersville, N.C. He is the school's all-time leading three-point shooter and scorer, and was the consensus North Carolina Player of the Year in 2019-20.

Transfers Howard, Sturdivant Eligible Immediately

Georgia Tech added two players with high-major college experience when 6-10 forward Rodney Howard and 6-2 guard Kyle Sturdivant, both of whom prepped in the state of Georgia, transferred into the Tech program from Georgia and Southern California, respectively, following the 2019-20 season.

Both players were granted immediately eligibility by the NCAA and have three seasons to play for the Yellow Jackets.

Howard, who played 24 games last year and was the second-leading shot-blocker for the Bulldogs, adds experience a young post group that includes freshmen Saba Gigiberia and Jordan Meka.

Sturdivant, who played 21 games at USC before his season ended abruptly due to the death of his father, joins a deep and talented group of guards.

Pre-Season Storylines

• **Core group returns** - Georgia Tech returned four of its five starters and seven of its eight primary rotation players in 2020-21. Tech's returning players combined for 125 starts and 79.7 percent of Tech's minutes in 2019-20.

• **Firepower returning** - Tech returned its top three scorers from last season - Jose Alvarado, Michael Devoe and Moses Wright - who accounted for 56.2 percent of its points, 36.1 percent of its rebounds and 43.7 percent of its minutes.

• **Get old and stay old** - Tech's core group of returning players includes four seniors and two juniors.

• **Reinforcements** - Tech added three freshmen rated the nation's No. 51 recruiting class by 247Sports - 6-3 high-scoring guard Tristan Maxwell from North Mecklenburg High School in Charlotte, N.C., 6-9 post player Jordan Meka from Mt. Bethel Christian Academy in Kennesaw, Ga., and 7-1 post player Saba Gigiberia from Prolific Prep Academy in California.

• **Boomerang boys** - All four of the transfers on Georgia Tech's roster are from the Atlanta metropolitan area or went to high school here - Rodney Howard (Alpharetta/Centennial

HS), Bubba Parham (Snellville/Brookwood HS), Kyle Sturdivant (Norcross/Norcross HS) and Jordan Usher (Canton/Wheeler HS). Tech graduated two others last season - James Banks III (Decatur, Ga., transferred from Texas) and Shembari Phillips (Atlanta, Ga., transferred from Tennessee).

• **106th season** - Georgia Tech is playing its 106th season of basketball in 2020-21 and began the season with an all-time record of 1,393-1,258 (22 wins and one loss from the 2016-17 and 2017-18 seasons were vacated by the NCAA Committee on Infractions).

• **Tech in ACC play** - This is Tech's 42nd season as a member of the Atlantic Coast Conference, having won the conference championship in 1985, 1990 and 1993. Prior to that, Tech competed in the Metro Conference for three seasons from 1975-78, was an independent from 1964-75, and was a member of the Southeastern Conference for 32 years from 1932-64, winning one title in 1938.

• **63** - Total years of full-time experience on Division I staffs for Tech's coaching staff.

• **Rise above** - The Yellow Jackets once again outperformed pre-season projections in 2019-20, finishing in fifth place in the ACC after being picked to finish 12th in the official poll of ACC media. Last season, Tech finished 10th in the ACC after being projected to finish no higher than 13th in the preseason. Tech also outperformed projections in 2016-17, finishing 11th after being picked to finish 14th in Josh Pastner's first season. *The Jackets have been picked to finish ninth in 2020-21.*

• **Never on Tuesday** - Because Georgia Tech dropped the appeal of its postseason ban by the NCAA, it did not play in the ACC Tournament. It is worth noting, however, that the Yellow Jackets' fifth-place regular-season finish would have given them a first-round bye for the first time since the conference expanded to 15 teams.

• **The News at 11** - Tech achieved double-digit ACC wins for the first time since the Yellow Jackets went 13-3 to win the 1995-96 regular season title in the ACC. Tech has won 10 or more ACC games only three times in its 41-year history in the conference.

• **Winning** - Tech's last winning record in the ACC before last season was 2003-04 (9-7), and the Jackets have posted only seven such seasons in 41 years in the league.

• **Home stretch** - Georgia Tech won its final seven home games (six of them ACC games) after starting the season 3-6 within the confines of McCamish Pavilion. Tech's six-game home ACC win streak is its longest since the Jackets went 8-0 at home in the conference in 1995-96.

• **More snacks** - Tech finished 5-5 on the road in the ACC, having defeated NC State, North Carolina, Boston College, Wake Forest and Clemson. The last time Tech won five conference road games was 1995-96 (5-3), when the Jackets finished 13-3 overall and won the ACC regular season title. It is the only other time Tech has won as many as five ACC road games.

• **ACC honors** - Jose Alvarado (All-ACC third team), Michael Devoe (honorable mention All-ACC), James Banks III (ACC All-Defensive team for the second time).

• **Offense catches up to defense** - Tech finished the regular season No. 17 in the nation in defensive efficiency, according to KenPom.com, and with its best rankings in offensive efficiency and adjusted tempo in the Yellow Jackets' four years under Josh Pastner. Tech improved its overall field goal percentage in ACC games over 2018-19 by 3.6 percent, and its three-point rate by 3.5 percent.

• **A make-or-miss game** - After ranking near the bottom of the ACC in shooting over the first three years under Josh Pastner, Georgia Tech finished 2019-20 ranked No. 2 in the ACC in field goal percentage (46.2) against the conference, No. 6 in three-point percentage (34.1) and No. 9 in scoring (69.85). *See chart on page 4.*

• **More balanced** - Tech ranked ninth in the ACC in scoring average in conference games (69.85) and sixth in

TECH NOTEBOOK

McCamish Pavilion 411

Name: McCamish Pavilion (mc-CAME-ish), named for Atlanta insurance executive Hank McCamish who gave the lead gift for the facility

Capacity: approximately 8,600 (6935 court level, 1665 balcony level)

Cost: \$50 million

Contractor: Whiting-Turner

Architect: Populous

Cremins Court: the court remains named for the former Tech head coach

Alexander Courtyard: located at the Fowler Street entrance, honors the former Tech director of athletics and the history of the former Tech home arena named for him

Grand entrance: 10th and Fowler Streets, foyer includes graphic representations of retired jerseys and Tech's two Final Four appearances

Other entrances: West entrance off Fowler Street (students and media), East entrance from main arena parking (for club patrons)

Features: center-hung scoreboard and video boards, mezzanine fascia ribbon boards, theatrical lighting, primarily chairback seating, club area

Facts and Dates

- 2,500 cubic yards of concrete removed
- 3,000 cubic yards of concrete installed
- 500 tons of new steel installed
- Over 1 mile of new railing installed
- 20,000 gallons of paint used
- 2,000 feet of new mechanical piping
- 2,500 feet of new ductwork
- \$4M in new audio-visual and scoreboards
- 50 TV's throughout the concourse and Callaway Club
- Farthest distance material has traveled to get on site: 4,835 miles
- Shortest distance material has traveled to get on site: 1 mile
- Number of Tech alumni involved in the project: over 100
- Number of days construction took: 520
- Number of 1950's old style Coke bottles found while installing the underground foundations: 11
- Number of new staircases: 13
- Number of new sports lights for the competition floor: Over 300
- 270-degree court view from concourse

Groundbreaking: May 5, 2011

Opening: October, 2012

First public event: Oct. 21, 2012 - Jacket Jam (men's and women's scrimmages)

First men's game: Nov. 9, 2012 vs. Tulane

Head coaches: Brian Gregory of Georgia Tech, Ed Conroy of Tulane

Officiating crew: Karl Hess, Gary Maxwell, Raymond Styons

TV announce crew: Tom Werme, Cory Alexander (ACC Network)

First Tech points: Marcus Georges-Hunt (2 FT, 18:13, 1st half)

First basket: Tulane's Josh Davis (18:44, 1st half)

Attendance: 8,600 (sellout)

First women's game: Nov. 11, 2012 vs. Tennessee

Tech played 55 seasons in Alexander Memorial Coliseum, compiling a record of 556-194 (.741). Miami was the last team to play Tech there, a game Tech won, and was the first ACC team to play in McCamish Pavilion, which Miami won. For the 2011-12 season, Tech played its home games at Philips Arena and the Arena at Gwinnett.

scoring defense (69.20). The Jackets have typically ranked near the top in defense (average ranking 4.3) and near the bottom in offense (14.3) the last three seasons. Tech also ranked near the middle in offensive (9th) and defensive efficiency (5th) against the league, according to KenPom.com.

• **Defending the arc** - Tech finished the season with a program record in 3-point field goal percentage defense (28.5 pct.), beating the 2004 Final Four team mark of 29.74 pct. ACC foes shot 29.2 percent against the Jackets, just shy of the mark of 29.0 percent yielded by the 2007-08 team.

• **Clamping down** - Tech won its final six ACC games at home (NC State, Virginia Tech, Louisville, Clemson, Miami, Pittsburgh), holding all five to less than 60 points (57.7 ppg) and limiting them to 36.7 percent shooting from the floor, 18.1 percent from three-point range. **See chart on page 6.**

When We Last Met

Georgia Tech closed its 2019-20 season by winning six of its last seven games, finishing with its first winning record (17-14) since the 2015-16 season, its best Atlantic Coast Conference record (11-9) since the 2003-04 season and its highest ACC regular season finish (fifth) since the 2004-05 season.

Tech reeled off four consecutive ACC wins to end the campaign, the longest streak for the program since late in 2015-16.

Among the Yellow Jackets top accomplishments in 2019-20 were their first victory in Chapel Hill since 2010, their first victory at Clemson since 2005 and their first season sweep of the Tigers since that 2004-05 season. Tech also knocked off a top-10 team in No. 5 Louisville.

Tech did not play in the ACC Tournament while serving a postseason ban imposed by the NCAA Committee on Infractions.

Tech returned to being one of the nation's top defensive teams while also improving into one of the ACC's better offensive teams. The Yellow Jackets set a program record for three-point defense (28.5 percent), leading the ACC in that category and ranking No. 7 in the nation, and were one of the nation's top-20 teams in defensive efficiency according to KenPom.com.

Building Depth

The upward progress of Georgia Tech's program is evident in the development of its last three classes, each of whom has played significant minutes and made significant contributions on the ACC level. Though not highly-rated in terms of rankings, the players have a wide range of skills and have developed into consistent conference-level performers for the next couple of years.

a. The 2017-18 class of Jose Alvarado, Evan Cole and Moses Wright combined to start 152 games, and contributed 31.8 points, 11.0 rebounds and 76.5 minutes per game last season (Cole graduated and transferred after last season).

b. The 2018-19 class of Michael Devoe, Khalid Moore and Kristian Sjolund combined to start 117 games, and contributed 19.5 points, 6.0 rebounds and 50.4 minutes last season (Sjolund redshirted before transferring to UTEP after last season).

c. James Banks III, who transferred from Texas, and Jordan Usher, a transfer from Southern California, started 54 games, contributed 17.7 points, 12.0 rebounds and played 56.2 minutes per game in 2019-20.

Five-Star Player Development

Notable player development successes over the past four seasons include Josh Okogie, Ben Lammers, Tadic Jackson, Abdoulaye Gueye, James Banks III, Jose Alvarado, Moses Wright and Michael Devoe, who maximized their skill sets and their production under the current coaching staff.

Okogie went from being ranked 11th in the state as a HS senior to a first-round NBA draft pick. Gueye, a 6-9 forward, developed from a project player into an ACC-level contributor

Georgia Tech By the Numbers

1	SEC Championships
1	NCAA Post-Graduate Scholar
1	Naismith Award winner
2	Final Four appearances
2	ACC regular-season titles
2	ACC Players of the Year
2	National Freshmen of the Year
3	ACC Championships
3	Years a Member of the Metro Conference
5	First-team All-America players
6	Jersey numbers retired
6	Academic All-Americans
7	NCAA Sweet 16 appearances
8	Wins over teams ranked No. 1
8	NBA lottery picks
12	ACC Rookie of the Year honorees
14	Head coaches in program history
16	NCAA Tournament berths
19	NBA first-round draft picks
24	Total postseason berths (NCAA and NIT)
32	Years a Member of the SEC
40	Years a Member of the ACC
47	Players taken in the NBA Draft
49	Players selected All-ACC
228	Weeks ranked in either AP or Coaches Poll

in the first two seasons with the current staff. Graduate transfer Brandon Alston had similar statistical numbers at the ACC level as he compiled in two seasons at Lehigh.

Banks, a 6-10 center, made the ACC's All-Defensive team twice in two years and finished his career No. 8 in blocked shots at Tech. Wright blossomed at the end of the 2018-19 season and doubled his scoring and rebounding averages in 2019-20 over his sophomore year. Devoe added more than six points to his scoring average and ranked among the top five in the ACC in field goal and three-point percentage.

Tech Inks 16th-Ranked Recruiting Class

Georgia Tech signed its highest-rated class in nine years during the November signing period when four-star guards **Dallan "Deebo" Coleman** and **Miles Kelly**, as well as three-star forward **Jalon Moore**, put their names on letters-of-intent to join the Yellow Jackets.

The three-player class is rated the 17th-best in the nation and third-best in the Atlantic Coast Conference according to the 247Sports composite team rankings. Coleman, a 6-6 guard from Callahan, Fla., at No. 48 nationally, is the highest-rated player to sign with Tech during the tenure of head coach Josh Pastner. Kelly, a 6-5 guard from Lilburn, Ga., is No. 108 according to 247Sports but as high as No. 98 according to Rivals. Moore, a 6-6 forward from Gardendale, Ala., holds a 247Sports ranking of No. 137.

Coleman and Kelly are both among the nominees for the 2021 McDonald's All-American Game.

It is the first time since 2012 that Georgia Tech has signed as many as three players ranked among the nation's top 150 in the 247Sports ranking. Tech's 2012 recruiting class included four-star forwards **Marcus Georges-Hunt** and **Robert Carter, Jr.**, and was rated the nation's 10th-best. The Jackets had the nation's 11th-ranked class in 2009, a six-player group highlighted by forward **Derrick Favors**, the nation's top-ranked prospect, and guard **Mfon Udofia**.

TECH NOTEBOOK

Winning Starts at Home

Georgia Tech and head coach Josh Pastner have made a priority of making McCamish Pavilion a real homecourt advantage for the program, and the Yellow Jackets made a good start on that by setting a program record for wins at home (17) in 2017-18, including a 7-2 ACC record and two NIT victories.

Tech is 28-16 against ACC teams at home under Pastner, and that includes a 8-9 mark against ranked opponents.

Tech is 58-23 overall at McCamish Pavilion under Pastner, 101-53 since the building opened for the 2012-13 season.

Welcome to The Hank

Georgia Tech is playing its ninth season in McCamish Pavilion, which was essentially brand new when it opened for the 2012-13 season. The only physical elements of McCamish Pavilion that remain from the venerable Alexander Memorial Coliseum are the roof and the 32 steel ribs that support it.

The capacity of McCamish Pavilion is 8,600, including 1,665 seats in the new balcony level and 6,935 seats in the lower seating bowl. There are no suites, but there is a club area that seats 500. Alexander Memorial Coliseum seated 9,191 spectators in its final configuration.

The most impressive features of McCamish Pavilion are its grand entrance, which fronts 10th and Fowler Streets, the ability for patrons to view the court from the main concourse all the way around, and the theatrical lighting system, which concentrates light on the court while leaving the seating areas dark, modeled after the Staples Center in Los Angeles and Madison Square Garden in New York.

Tech played 55 seasons in Alexander Memorial Coliseum, compiling a record of 556-194 (.741). Miami was the last team to play Tech in Alexander Memorial Coliseum, a game Tech won, and was the first ACC team to play in McCamish Pavilion on Jan. 5, which Miami won. For the 2011-12 season, Tech played its home games at Philips Arena and the Arena at Gwinnett.

Four Tech Alumni on NBA Rosters

Since 1982, Georgia Tech has produced 19 first-round NBA draft picks and 46 draft picks overall. A total of 40 Georgia Tech alumni have played in the NBA.

Four former Georgia Tech basketball stars are currently on NBA rosters, including nine-year veteran Iman Shumpert, who was signed by the Brooklyn Nets, his fifth NBA team, at the end of January after a year unsigned.

Josh Okogie, drafted 20th overall by the Minnesota Timberwolves in 2018, is in his third season with the team.

Thaddeus Young, a 14-year NBA veteran, is in his second season with the Chicago Bulls following three full seasons with the Indiana Pacers, seven seasons in Philadelphia, one in Minnesota and two in Brooklyn.

Derrick Favors, an 11-year veteran, has returned to the Utah Jazz after spending the 2019-20 campaign with the New Orleans Pelicans. He emerged as a key figure in his previous nine-year stint, but became a free agent after the 2018-19 season and signed with New Orleans.

Arts and Letters

Georgia Tech placed seven members of its team on the fall semester Dean's List, a high for one semester for the program - seniors **Jose Alvarado**, **Shaheed Medlock** and **Malachi Rice**, and sophomores **Niko Broadway**, **Rodney Howard**, **Jehloni James** and **Kyle Sturdivant**.

Beginning with Moe Miller and Lance Storrs in the summer of 2011, every four-year senior in the Georgia Tech program has graduated, with the exception 2019 senior Ben Lammers, who is playing pro ball overseas and needs to complete one course.

Ten different Georgia Tech players have made the ACC All-Academic team since it was established in 2011, with Marcus Georges-Hunt and Tadic Jackson making it twice.

Tech's men's basketball team has recorded the highest

Academic Progress Report scores the last five years since the NCAA began tracking academic performance in 2004-05. The Jackets scored a perfect team single year APR score of 1000 three straight years from 2011-13.

BASKETBALL GRADUATES

2012 - Derek Craig, Nick Foreman
2013 - Mfon Udofia, Pierre Jordan (Master's), Brandon Reed
2014 - Kammeon Holsey, Daniel Miller, Jason Morris
2015 - Robert Sampson
2016 - Marcus George-Hunt, Travis Jorgenson
2017 - Josh Heath, Corey Heyward, Kellen McCormick (Master's), Jordan Price (Master's), Rand Rowland, Quinton Stephens
2018 - Tadic Jackson, Ben Lammers (has one course to complete)
2019 - Abdoulaye Gueye, Sylvester Ogbonda, Brandon Alston (Master's)
2020 - Evan Cole, Shembari Phillips

Tech's NCAA Tournament History

Georgia Tech has played in the NCAA Tournament 16 times in its history. Fifteen of those appearances have occurred from 1985 to the present, 10 under head coach Bobby Cremins and five under Paul Hewitt.

Tech has a record of 23-16 in NCAA Tournament play, highlighted by its 2004 trip to the NCAA title game as well as a Final Four berth in 1990. The Yellow Jackets have reached the NCAA Sweet 16 seven times (1960, 1985, 1986, 1990, 1992, 1996, 2004).

The 2004 and 2005 appearances were Tech's' first back-to-back appearances since Bobby Cremins led the Institute to the Big Dance nine straight years from 1985-93.

Georgia Tech has won at least one game in 11 of its 16 NCAA Tournament appearances.

Tech's ACC Tournament History

Georgia Tech has played in 40 ACC Tournaments, and has a 26-37 all-time record in the event. The Yellow Jackets have won three championships, in 1985 (Atlanta), 1990 (Charlotte) and 1993 (Charlotte).

Tech has been a runner-up four times (1986, 1996, 2005, 2010). The 1986, 1996 and 2010 runs to the finals occurred in Greensboro. Tech also made the finals in 2005 at the Verizon Center in Washington, D.C.

Tech was 0-2 in the ACC Tournament under coach Dwane Morrison, 15-16 under Bobby Cremins (including all three titles), 9-11 under Paul Hewitt (runner-up in 2005 and 2010), 2-5 under Brian Gregory, and 0-3 under Josh Pastner.

Tech did not play in the 2020 tournament while serving an NCAA postseason ban.

BIO UPDATES

Head Coach Josh Pastner • 5th season

After guiding Memphis to five post-season berths in seven seasons as the Tigers' head coach, Josh Pastner became Georgia Tech's 14th head basketball coach on April 8, 2016.

Implementing a high-energy style of play and creative offensive and defensive schemes, and building the Jackets' talent base for the future, Pastner has established the Yellow Jackets as one of the top defensive teams in the nation, while he and his staff have steadily improved the team's offense to be ranked in the top half of the Atlantic Coast Conference.

Pastner has tirelessly promoted the program on campus and throughout the city of Atlanta in an effort to re-create the major homecourt atmosphere that surrounded the Yellow Jackets throughout the 1980s, 1990s and into the middle of the 2000s. The result has been numerous wins, high excitement and 13 sellouts in four seasons at McCamish Pavilion.

Four of his players - guards Josh Okogie, Jose Alvarado and Michael Devoe, as well as centers Ben Lammers and James Banks III - have earned Atlantic Conference honors during his tenure. Okogie, in particular, developed from an under-the-radar high school prospect into a highly-regarded NBA prospect, having been selected 20th in the 2018 NBA Draft, while Lammers has had a successful first two years as a pro in Europe.

In year four of Pastner's rebuilding of the Tech program, the Yellow Jackets posted a 17-14 record in 2019-20, winning nine of its last 12 games, including six of the last seven. Tech finished with the program's first winning ACC record since 2004, its highest ACC finish since 2005 (fifth) and its most conference victories (11-9 record) since 1996.

The Jackets ranked No. 17 in the nation in defensive efficiency while finishing ninth in the ACC in scoring against league teams, second in field goal percentage and sixth in three-point percentage.

Three players - guards Jose Alvarado (All-ACC third team), Michael Devoe (All-ACC honorable mention) and center James Banks III (ACC All-Defensive team) - earned conference honors.

In his first season at the helm, his Yellow Jacket team defied all pre-season expectations by reaching the post-season and advancing to the finals of the National Invitation Tournament. Tech earned victories over No. 9 North Carolina, No. 6 Florida State and No. 14 Notre Dame (later vacated by the NCAA Committee on Infractions), who all finished among the top four in the ACC regular season. He was named Coach of the Year in the ACC and in NABC District 2.

Two of his players earned all-Atlantic Coast Conference honors; junior center Ben Lammers was named second-team All-ACC and ACC Defensive Player of the Year, while freshman guard Josh Okogie was named to the ACC All-Freshman team.

Though hampered by several significant injuries and other issues in 2017-18, Tech still was able to knock off a pair of top-25 teams while Lammers and Okogie again earned conference honors, and Okogie developed into an NBA first-round draft choice. In 2018-19, the Yellow Jackets picked up significant road wins at Arkansas, Syracuse and NC State, each of whom made post-season play.

Pastner, 43, compiled a 167-73 record over seven seasons as the head coach at Memphis, where the Tigers earned bids to the NCAA Tournament four times. He tied for the 10th most wins for a head coach in his first seven seasons in Division I basketball history, and was the second winningest active coach under the age of 40 in NCAA Division I at the time.

Despite his young age, Pastner has been involved in basketball at the Division I level for 22 years, as a player and an assistant coach at Arizona, and as an assistant coach and the head coach at Memphis. He has been a part of teams that have won 541 games, played in 17 NCAA Tournaments and 19 total post-season events. Teams he has been involved with have won 12 conference tournament or regular-season championships, advanced to seven Sweet Sixteens, five Elite Eights, two Final Fours and two NCAA championship games.

As an NCAA head or assistant coach and an AAU head coach, he has coached nearly 25 NBA draft selections.

Pastner's Memphis teams averaged 23.9 wins per season and compiled a conference regular-season record of 82-36, including a conference winning streak of 28 games. The Tigers went 11-4 in Conference USA and American Athletic Conference tournaments, including three championships.

He guided Memphis to five post-season berths, the NIT in 2010 and the NCAA Tournament in 2011, 2012, 2013 and 2014. Pastner twice won Conference USA Coach of the Year honors (2010, 2013) by various organizations and news media.

Pastner was born in Glen Dale, W.Va., and grew up in Kingwood, Texas. He earned his bachelor's degree in family studies in December of 1998, in just two and a half years, from Arizona and his master's degree in teaching and teacher education from Arizona in December of 1999, all while lettering four years in basketball under head coach Lute Olson.

He married the former Kerri Lamas of Sierra Vista, Ariz., in 2009. He has a stepson (Ethan) and three daughters, Payten, Kamryn and Harper.

Pastner as a Head Coach

Season	School	Overall	Conference	Postseason
2009-10	Memphis	24-10	13-3/2nd	NIT second round
2010-11	Memphis	25-10	10-6/4th	NCAA Tournament
2011-12	Memphis	26-9	13-3/1st	NCAA Tournament
2012-13	Memphis	31-5	16-0/1st	NCAA Tournament, round of 32
2013-14	Memphis	24-10	12-6/3rd	NCAA Tournament, round of 32
2014-15	Memphis	18-14	10-8/5th	
2015-16	Memphis	19-15	8-10/7th	
at Memphis	7 years	167-73	82-36	
2016-17	Georgia Tech	! 21-16	! 8-10/11th	NIT finals!
2017-18	Georgia Tech	! 13-19	6-12/13th	
2018-19	Georgia Tech	14-18	6-12/10th	
2019-20	Georgia Tech	17-14	11-9/5th	
2020-21	Georgia Tech	12-8	8-6/8th	
at Georgia Tech	5th year	! 77-75	! 39-49	
Career	12th year	! 244-148	! 121-85	

! On-court record (22 wins and one loss from 2016-17 and 2017-18 seasons, as well as Tech's NIT appearance, vacated by the NCAA Committee on Infractions)

Pastner Resume

- Head coach, Georgia Tech (2016-present)
- Head coach, Memphis (2009-16) - 4 NCAA Tournaments, 1 NIT, 4 Conference USA titles
- Assistant coach under John Calipari, Memphis (2008-09) - NCAA Sweet 16, C-USA champions
- Assistant coach under Lute Olson, Arizona (2002-08) - 6 NCAA Tournaments, 2 Pac-10 titles
- Basketball staff assistant under Lute Olson, Arizona (2000-02) - Pac-10 champions in 2002
- Played collegiately for Lute Olson, Arizona (1996-2000) - 4 NCAA Tournaments, 1997 National Champions, 2 Pac-10 titles

Also on the Bench

ERIC REVENO

Associate Head Coach • 5th year at Tech

Eric Reveno, who served 10 years as the head coach at the University of Portland, joined Josh Pastner's men's basketball staff in May, 2016. He was promoted to associate head coach on Nov. 1, 2019.

The former post player oversaw one of the Yellow Jackets' great successes in 2016-17 in the development of 6-10 center Ben Lammers, who became a second-team All-ACC performer and the conference's Defensive Player of the Year. He also helped transfer James Banks III develop into one of the ACC's top defensive players, making the ACC's All-Defensive team twice.

Reveno's penchant for analytics has led the Jackets to adopt advanced new methods and technologies to help the team's performance, such as the new Noah shot-tracking systems in the Zelnak Practice Facility and the McCamish Pavilion main floor, along with other analytics and data-gathering methods. In addition to recruiting, player development, on-court coaching, scouting and game-planning, Reveno also handles budget management, staff organization and game scheduling for the program.

Reveno, 54, and his wife, Amanda, have two children: Katie (16) and Andrew (13).

JULIAN SWARTZ

Assistant Coach • 5th year at Tech

A 17-year coaching veteran, including 10 years on the NCAA Division I level, Julian Swartz was named an assistant coach on Josh Pastner's staff in August of 2018.

Swartz, 40, is responsible for on-court development of Tech players and focuses his efforts on the Yellow Jackets' defensive schemes as well as handle recruiting responsibilities. He helped guide Tech's defense to a national ranking of No. 37 in efficiency in 2018-19 and No. 17 in 2019-20, according to KenPom.com, and the Yellow Jackets also ranked among the top 15 in effective field goal percentage and three-point defense.

Swartz's efforts have been central to the Jackets' last two recruiting classes, and he has been ranked No. 6 among college basketball recruiters by 247Sports. Tech's 20201 class of guards Dallan "Deebo" Coleman and Miles Kelly and forward Jalon Moore was ranked the 17th-best in the nation.

ANTHONY WILKINS

Assistant Coach • 3rd year at Tech

Anthony Wilkins, an Atlanta native who spent the past five seasons on the coaching staff at Tulane University, joined Georgia Tech's basketball staff in June of 2018.

Wilkins, 40, served as an assistant coach for four seasons at Tulane after serving as director of basketball operations during his first year with the Green Wave. At Tulane, Wilkins handled game strategy and scout prep responsibilities along with player development and recruiting duties. He also had six years of professional playing experience prior to entering the coaching world.

Focusing his on-court efforts with Tech's offense, the Yellow Jackets made significant strides in his two seasons on The Flats, helping elevate the Jackets into the top half of the ACC in scoring, field goal percentage and three-point shooting. He helped develop Tech's guard tandem of Jose Alvarado and Michael Devoe into two of the ACC's top 10 scorers last season.

Born in Atlanta, Wilkins lived in the city for much of his childhood and attended Therrell High School for two years before finishing his high school studies at Glenville High School in Cleveland, Ohio.

BIO UPDATES (see game-by-game stats and career highs in stat pack)

10 • Jose Alvarado • G • 6-0 • 179 • Sr.

- Tough, determined, high-motor point guard who has been an ironman and the heart and soul of the Yellow Jackets
- Solid ACC Player of the Year candidate ... Named to Midseason Team for the Naismith Trophy Men's College Player of the Year ... Voted preseason second-team All-ACC by the official panel of media at ACC Operation Basketball
- Ranks among the top 10 in the ACC in eight (8) statistical categories ... No. 6 in ACC in scoring (16.55 ppg), No. 6 in FG percentage (.524), No. 10 in three-point FG made (2.1 per game), No. 1 in FT percentage (.864), No. 6 in assist average (4.10), No. 1 in steals (2.90), No. 4 in assist/turnover ratio (1.91), No. 3 in average minutes (36.52) ... With enough makes he would also rank in the top 10 in three-point percentage (.429).
- Bidding to lead the ACC in steals for the second year in a row, which would be a first for a Tech player and first ACC player to do so since Chris Paul in 2004 and 2005 ... Averaged 2.37 last year, including a Tech-record nine in a win over NC State
- Holds top 10 rankings in same categories in ACC games ... Averaging 15.7 points, 4.1 assists and 3.1 steals against the conference, hitting .546 from the floor, .438 from three-point range, .839 from the foul line
- Scored 20 or points eight times this season, five times in ACC games ... In Tech's ACC wins, he scored 20 vs. North Carolina, 25 vs. Wake Forest, 21 vs. Florida State, 19 vs. Notre Dame, 12 vs. Pitt, 16 at Miami, 13 at Virginia Tech
- Fueled second-half comeback against Notre Dame with three assists and all six of his steals along with seven points, and 19 in the second meeting with Virginia ... Tallied 12 of his 20 in the second half to lift Tech past North Carolina (8-10 FG, 7 assists, 3 steals) ... Scored 15 of his 25 against Wake Forest out of the halftime break to help expand Tech's lead from 14 to 25 ... Led Jackets to win at Nebraska with 19 of his 24 points in second half (7-12 FG, 3-5 3pt FG, 3 assists) ... Scored 12 of his 21 after intermission against FSU (4-6 FG, 2-4 3pt FG, 3 assists)
- Named ACC Player of the Week after his performances against North Carolina and Wake Forest
- Ranks No. 22 in career points at Tech (1,365) and is the No. 1 active career leader in the ACC
- Has 66 career double-figure scoring games (16 as a freshman, 20 as a sophomore, 15 as a junior) ... Has topped 20 points 25 times
- Has risen to No. 4 all-time at Tech in career steals (210) and is the ACC's active career leader ... His 360 career assists are fourth-most among active ACC players, 12th all-time at Tech ... No. 12 at Tech in career three-point field goals (168)
- Hit at least one three-point field goal in 35 straight games before going 0-for-1 Feb. 14 against Pitt ... It is the fifth-longest streak in program history
- Has started all but one game he has been available to play in his career ... Missed 15 games due to injury, seven as a junior with a sprained ankle and eight as a freshman due to a broken elbow
- Has 21 complete games (40 minutes) in his career ... Has four this season, all in ACC play ... Played 58:22 of a possible 60 minutes in Tech's 4 OT loss to Georgia State ... Ranks No. 3 in the ACC in average minutes this season, No. 2 in conference games

0 • Michael Devoe • G • 6-5 • 197 • Jr.

- Left-handed combo guard with a high basketball IQ who earned honorable mention All-Atlantic Coast Conference honors ... Named to Associated Press' All-ACC second team
- Playing at a higher level in ACC games this season just as he did last year, averaging a team-high 15.8 points per game (No. 7 in the conference) while connecting on 45.7 percent of his three-point tries
- Ranks No. 4 in the ACC in three-point field goals per game (2.57) in conference games, and is No. 4 in percentage ... Made a career-high seven threes in 11 attempts at Miami, and went 6-of-7 in Jan. 20 win vs. Clemson
- Went 14-for-24 in a three-game stretch against North Carolina, Wake Forest and Clemson in January ... Went 9-of-17 in Tech's three games (FSU, Louisville, Notre Dame) more recently
- Scored a season-high 29 points in Tech's win at Miami (11-of-16 FG) ... Also scored 21 points at Florida State, 20 vs. North Carolina, 17 vs. Wake Forest, 22 vs. Clemson, 19 vs. Florida State, 17 at Louisville, 19 vs. Notre Dame, 23 at Clemson
- Averaging 14.6 points per game overall (12th in ACC), ranks No. 6 in the ACC in 3-point FG made (2.30), 14th in assists (3.10)
- Tech's No. 2 rebounder (4.2 rpg) and No. 2 assist man ... Has hit 40.4 percent of his threes overall and 76.3 percent from the foul line
- Has hit 40.9 percent of his three-point shots over his career, and has entered the top 20 all-time at Tech in three-pointers made (13th place with 141) ... Has hit 43.9 percent against the ACC over his career.
- Passed the 1,000-point plateau for his career Feb. 14 against Pitt, reaching the mark with a tie-breaking 3-point field goal with 4:20 left in the game ... Stands 42nd on the Tech career list with 1,049 points
- Scored 20 or more points 10 times last season, six times this season
- Notched first career double-double vs. Georgia State with 24 points and a career-high 13 rebounds
- Scored in double digits 53 times in his career, and has 18 20+ games

14 • David Didenko • F • 6-9 • 233 • Jr.

- Last name pronounced "duh-DEN-ko"
- Played in six games last season, scoring his first points on a three-pointer vs. Morehouse ... Played in five games this season
- Native of Russia who attended Boca Raton Community School in Florida and spent the 2018-19 season at Palm Beach State College, a junior college in Boca Raton
- Excellent student and a full academic qualifier out of high school who signed a letter-of-intent to attend Tech in November, 2018 and enrolled for the summer, 2019 term
- Eligible immediately and has three seasons with the Yellow Jackets ... Excellent physical size with high basketball IQ and skills
- Born in Yakutsk, Russia, came to Brooklyn, N.Y., in August, 2010, at the age of 11, on vacation, and has remained in the United States
- Prior to his enrollment at Boca Raton Community High School, attended Northeast High School as a junior, and Montverde Academy for his ninth- and 10th grade years
- Played in 27 games, starting four, for Palm Beach State, where he averaged 3.8 points and 3.4 rebounds ... Team went 21-9
- Hit 32.7 percent of his shots from the floor, 21.7 from three-point range and 60.5 percent from the foul line
- Hit double figures three times, scoring 12 points each against Cape Fear CC, Polk State College and Florida National Univ. JV

2 • Saba Gigiberia • C • 7-1 • 250 • Fr.

- Name pronounced "SOBB-uh GEE-GEE-buh-REE-uh" *with a hard G*
- Played short minutes in eight games this season, with a high of 10:01 vs. Delaware State (2 pts, 6 reb) ... Scored buckets in four games, including his first 3-pointer vs. Clemson
- Four-star post prospect originally from the Republic of Georgia who played his high school basketball in the United States
- Excellent basketball IQ who can play with his back to the basket or facing the basket, has a 7-foot-4 wingspan
- Grew up playing rugby, but said his grandfather encouraged him to switch to basketball at 12 because of his height ... Developed well and earned a spot with a club in Spain at 14 years old, where he played for two years before leaving for the U.S. at age 16
- Played his final year of high school at Prolific Preparatory School in Napa, Calif., ranked as high as No. 72 nationally (247Sports) and No. 14 at his position ... Played at Findlay Prep his junior year.
- Played for his home country of Georgia in the FIBA U16 European Division B Championship in 2017, and in the FIBA U18 European Division B Championship in 2019.

24 • Rodney Howard • F • 6-10 • 241 • So.

- Enrolled at Georgia Tech in the summer of 2020 following his transfer from Georgia, where he played his freshman year
- Received immediate eligibility from the NCAA and has three years of eligibility at Tech
- Started Tech's first two games in the post this season, with highs of six points and four rebounds against Mercer, but played limited minutes in 10 games since as Tech played a small lineup
- Played in 10 ACC games, including seven of the last eight (DNP vs. Virginia on Feb. 10) for 49 total minutes as he has worked his way into more playing time
- Scored a season-high eight points (4-7 FG) in season-high 16:35 at Miami
- Played 10:01 vs. Delaware State (7 pts, 3-3 FG), 7:32 against North Carolina to help counter the Tar Heels' army of big men, and 4:37 in the second meeting vs. FSU
- Originally signed with Ole Miss before re-opening his recruitment following a coaching change there, and signed with the Bulldogs
- Attended high school in Alpharetta, Ga., prior to his senior year, which he spent at Legacy Charter School in South Carolina
- Played in 24 games, including a pair of starts against N.C. Central and at Arizona State, last season at Georgia ... Averaged 1.3 points, 1.5 rebounds and 0.6 blocks in 7.3 minutes of action per game, hitting 13-of-23 shots from the floor (56.5 pct.)
- Finished second on the team in blocked shots (15) despite seeing a fraction of the playing time of the team leaders
- Played double-digit minutes in two SEC games late in the season - South Carolina and LSU

BIO UPDATES (see game-by-game stats and career highs in stat pack)

11 • Tristan Maxwell • G • 6-2 • 209 • Fr.

- High-scoring and record-setting guard who was named the North Carolina state player of the year by the Charlotte Observer and MaxPreps following his senior year
- A consensus three-star rating with a ranking as high as No. 198 nationally, and No. 37 at his position
- Missed most of Tech's preseason practice with a broken bone in his right foot, had a setback in recovery in January and has played only one game as a result ... Saw his only action against Delaware State (3 points on free throws in 8:12)
- Son of Vernon Maxwell, a former University of Florida All-American and longtime NBA veteran and champion with the Houston Rockets
- The first Charlotte, N.C., area prospect to sign with Georgia Tech since Anthony Morrow in 2005
- Double-figure scorer for North Mecklenburg High School since his freshman year, earning all-conference honors four years and all-state honors as a junior and senior
- Became the school's all-time leading scorer his senior year (finished with 2,253 points, 20th-most all-time in the state) and set the school mark for three-point field goals (finished with 331) by the end of his junior year
- North Mecklenburg compiled a record of 104-12 in his four years on the team, winning its conference and reaching the sectional finals each year

23 • Jordan Meka • F • 6-8 • 224 • Fr.

- Last name pronounced "MECK-uh"
- Played in one game, eight minutes vs. Mercer, but is out for the season with a back injury
- Multiple all-state and all-Atlanta Metro performer with a 7-foot-1 wingspan
- Ranked as high as No. 129 nationally and No. 26 at his position by 247Sports (power forward)
- Enjoyed a record-breaking career at Mount Bethel Christian Academy, setting school records for points, rebounds and blocked shots
- High-level student academically, originally from Yaoundé, Cameroon, moved to the United States in 2016
- Earned all-state honors in Mount Bethel's classification (A-private) every year since his freshman year, including player of the year honors as a sophomore
- Led the Eagles to a pair of state Georgia Independent Christian Athletic Association (GICAA) titles in 2017 and 2018, and to the Class A semifinals as a junior in 2019 ... Reached the A-private state playoffs in 2020 and finished second, beating the No. 4, No. 9 and 15 teams along the way ... Four-year record of 87-36
- Before his senior year even began, had set career school records for points (finished with 1,670, surpassing current Tech guard Coleman Boyd), rebounds (920) and blocked shots (>400)

12 • Khalid Moore • F • 6-7 • 200 • Jr.

- First name pronounced "kuh-LEED"
- Athletic and long (7-foot, 0.5-inch wingspan) forward with good scoring ability and basketball IQ
- Key player in Tech's win at Nebraska with season highs of 11 points (5-7 FG) and eight rebounds ... Had four points, six rebounds, four assists at Florida State ... Matched season high with 11 vs. Delaware State (2-3 FG, 2-2 3pt FG, 5-6 FT)
- Started Tech's last three games, wins over Pitt, Miami and Virginia Tech, playing more than 30 minutes against the Panthers and Hokies ... Five total starts this season
- Was assigned to defend the Pitt's ACC-leading scorer and rebounder, Justin Champagnie ... Held him to 13 points, six under his average, on six FG attempts, and six rebounds, half his average, and scored seven points with a pair of 3-point field goals in a season-high 37:35
- Scored four points at Virginia and nine at Duke in his first two games back from Tech's pause, hitting 5-of-9 shots from the floor ... Started for Bubba Parham vs. FSU and played 32:24 (2 pts, 3 reb) ... Four points, three boards in win vs. Notre Dame
- Averaging 4.3 points and 2.8 rebounds in 22.4 minutes per game for the season (ACC games: 3.5 ppg, 2.5 rpg, 22.2 mpg)
- Started 12 games last season, 27 for his career
- Does a lot of things that don't show up in the box score, good passer, moves well without the ball, keeps Tech offense moving, and his length and activity is an asset on defense ... Plus/minus rating generally on the positive side
- Excellent sophomore debut with 11 points, four rebounds, three assists and six steals in Tech's season-opening victory at NC State ... Collected a critical offensive rebound and dish to James Banks for field goal attempt on which he was fouled for the winning points
- Had two double-figure games last season, also scored 10 at Kentucky
- One of two New York natives on the team ... Came from the same high school (Archbishop Molloy) as Yellow Jackets' legendary point guard Kenny Anderson, and played on the same AAU team as teammate Jose Alvarado

3 • Bubba Parham • G • 5-10 • 160 • Jr.

- Last name pronounced "PARR-um"
- Atlanta-area product who transferred to Georgia Tech following two standout seasons at VMI, where he made the All-Southern Conference team as a sophomore and was named SoCon Freshman of the Year
- Deep range three-point shooter who can score in a variety of ways despite his small stature
- Averaging 7.5 points in 2020-21, including a Tech career high of 17 vs. Kentucky, 16 vs. Mercer, 14 vs. Georgia State, 13 vs. FAMU
- Scored 12 points at Clemson and 11 vs. Pitt, hitting 7-17 FG, 4-11 3pt FG ... Went 3-of-6 from three-point range in the Pitt game
- Drained three 3-point field goals against North Carolina, two of them as Tech rallied from a 61-53 second-half deficit to win the game
- Came off the bench in Tech's first two games, started nine straight before missing the FSU game due to death in the family, and has averaged 30.1 minutes per game ... Missed the Jan. 30 FSU game due to death in the family and played limited minutes at Louisville two days later
- Has team's best turnover rate, just eight against 33 assists in 556 minutes ... Has 30 games with zero or one turnover at Tech
- In ACC games, has averaged 5.5 points and 1.5 assists with just six turnovers in 13 games ... 17-of-43 on three-pointers (39.5 pct.)
- Twelve career career double-digit games at Tech ... In three career games vs. Kentucky, averaged 20.7 points (22-of-37 FG, 15-of-26 3pt FG)
- Has scored 1,427 points in his career, 302 of those at Tech, and has hit 228 career three-point field goals (54 at Tech)
- Started six games last season while Jose Alvarado was injured, averaged 26.5 minutes per game ... Averaged 5.2 points and 1.8 assists per game, and went 26-of-30 at the free throw line
- Tallied six double-figure scoring games, all against power conference teams (Georgia, Arkansas, Syracuse, Kentucky, North Carolina, Virginia Tech)
- Ranked No. 18 among 2019-20 transfer class by Stadium's Jeff Goodman, who quoted a scout as saying, "He's a badass. Cat-quick combo guard who can score 40. Elite in ball screens, deep range and can really pass."
- Topped the SoCon in scoring with 21.4 points per game in 2018-19, and ranked third in the SoCon with 3.63 three-point field goals per game, hitting 39.7 percent of his attempts ... Had 10 games with five or more three-pointers made during the season

1 • Kyle Sturdivant • G • 6-2 • 198 • So.

- Played his freshman season at Southern California, transferred to Georgia Tech following the spring, 2020 semester ... Granted immediate eligibility by the NCAA and has three years of eligibility at Tech
- Played in every game off the bench for Tech this season ... Averaged 7.3 points across Kentucky/Nebraska/FSU games after going scoreless in first two ... Hit for a career-high 15 points (5-6 FG, 4-4 FT) with three assists against Kentucky
- ACC high is seven points against Wake Forest and Clemson (5-9 FG combined) ... Scored four in second meeting vs. FSU, five at Louisville, four vs. Notre Dame, and is averaging 3.4 points (46.3 pct. FG) in conference games
- First Norcross High School alumnus to join the Tech program since Gani Lawal (2007-10)
- Played in 21 games last season at USC, averaging 8.3 minutes, 2.0 points and 1.1 rebounds while hitting 34.8 percent of his shots from the floor ... Recorded 25 assists over 22 turnovers
- Scored a season-high 11 points vs. Marquette on Nov. 29, played season-high 18 minutes vs. Florida Gulf Coast on Dec. 29
- Did not play after Feb. 8 following the passing of his father, Gary.
- Named to the Georgia 7A All-State second team as a high school senior, and was named the 7A Georgia Player of the Year as a junior ... Helped Norcross finish as 7A state runners-up his sophomore and junior seasons, and also to the state final four as a senior
- Ranked the No. 6 player in the state of Georgia and the No. 12 point guard in the country by 247Sports, No. 93 overall in the country by Rivals.com

BIO UPDATES (see game-by-game stats and career highs in stat pack)

4 • Jordan Usher • G/F • 6-7 • 220 • Jr.

- Atlanta-area product who transferred to Georgia Tech from the University of Southern California prior to the start of spring semester 2019
- Became eligible last Dec. 18 vs. Ball State and has started all 42 games since, manning the wing spot on the floor
- Able to create for himself and others, averaging 10.5 points (fourth on the team) and 2.8 assists while grabbing 4.1 rebounds (third on the team) and 1.5 steals per game, while hitting 48 percent of his field goal tries
- Averaged 13.4 points in an eight-game stretch before Pitt, in which he injured an ankle and played only 23 minutes ... Reached double figures in six of the games, including 21 and 19 in back-to-back games against Clemson and Virginia ... Hit 49.4 percent of his shots from the floor and 33 percent of his threes during the stretch
- Scored 14 points against North Carolina, 11 of them in the first half to keep Tech within striking distance after falling behind by 11 ... Scored only one point against Wake Forest, but took eight rebounds, had five assists and blocked four shots
- Averaging 10.7 points and 3.4 rebounds in ACC games ... Hitting 47.6 percent from the floor, 30.2 percent from three-point range
- Recorded his first career double-double with 15 points and 10 rebounds against Georgia State
- Has notched 20 double-digit games at Tech, 12 of those this season
- Last season: averaged 8.2 points and 4.4 rebounds overall, 7.7 points and 4.4 rebounds in conference games
- Strong wing with size, a high motor and the ability to get to the rim and create scoring opportunities ... His athleticism and strength make him a force both offensively and defensively
- Prior to leaving the USC team, started twice and saw action in 12 games overall in 2018-19 ... Averaged a career-high 24.5 minutes per game, with 8.6 points per game and 3.7 rebounds per game ... Hit 45.2 percent of his shots from the floor, and was 8-of-28 from three-point range
- Scored 22 points twice against Cal State-Bakersfield and Santa Clara, which remain his career highs

5 • Moses Wright • F • 6-9 • 233 • Sr.

- Vastly improved, athletic frontcourt player who had played one year of varsity basketball in high school before signing with Tech in spring of 2017
- Last season, nearly doubled his scoring and rebounding averages from his sophomore year ... Shooting percentages improved as well (+6.1% FG, +3.3% 3pt, +12.8% FT) ... Has made further strides this season and could be the most improved player in the conference
- Top 10 ACC ranking in seven stat categories ... Only ACC player to rank in top 5 in blocks and steals
- Currently No. 4 in the ACC in scoring (16.80), No. 8 in rebound average (7.65), No. 5 in field goal percentage (.532), No. 5 in steals (1.60 per game), No. 5 in blocked shots (1.70), No. 5 in offensive rebounds (2.70) and No. 6 in average minutes played (35.33)
- Has five double-doubles this season, four of them over Tech's last nine games ... Scored 26 points with 10 rebounds in Tech's win Tuesday at Virginia Tech, 14 and 12 at Miami, 15 and 16 at Louisville and 12 and 14 at Duke
- Eclipsed 20 points in a game eight times this season, including 21 in the first meeting against Clemson (9-15 FG, 2-2 3pt FG, 3 assists, 2 steals, 2 blocks), second meeting vs. Florida State (8-15 FG, 7-9 FT, 8 rebounds, 6 steals) and 24 on Feb. 14 vs. Pitt (9-13 FG, 5-6 FT)
- Became the 21st Tech player to reach 1,000 points and 500 rebounds for his career when he crossed the 1,000-point plateau at Miami (has 1,031 points, 566 rebounds)
- Earned ACC Player of the Week honors after scoring 21 points (9-14 FG, 3-3 FT) with seven rebounds and three blocks in Tech's win over Kentucky
- Posted his second career 30-point game against Georgia State, scoring 31 with 19 rebounds (11 offensive) ... The 19 rebounds were the most by a Tech player in five seasons, and he hit 14-of-22 shots from the foul line, the 22 attempts tying a Tech record
- Added about 25 pounds since the beginning of his sophomore year and the beginning of his junior year and improved his athleticism
- Has been a consistent performer since the beginning of last season, missing double digits in scoring only nine times
- Posted a historic performance for a Tech player at Syracuse last season, scoring 33 points with 10 rebounds ... The 33 points tied the third-most ever recorded by a Tech player in an ACC road game, and were the most for a Jacket in an ACC road game in nearly 20 years ... He made 14 of 17 field goal attempts in the game, with the 14 field goals the third-most ever by a Tech player against an ACC team.
- Averaged 13.4 points in ACC games last season (19th) while grabbing 6.8 rebounds per game (15th ACC) and hitting 50.5 percent from the floor (No. 4 ACC)
- Grew four inches and added 40 pounds after his sophomore year in high school... Has a 6-foot, 11.25-inch wingspan
- First North Carolina native to sign with Tech since Anthony Morrow (Charlotte), who played at Tech from 2004-08 and was an eight-year NBA veteran

13 • Coleman Boyd • G • 6-1 • 173 • So.

- Non-scholarship guard who enrolled at Tech for the summer term
- Played in four games last season, scoring five points with two assists and a steal ... Drove for a layup against Hawaii for his first collegiate points, and hit a three-pointer against Morehouse
- All-state point guard from Georgia private school powerhouse Mt. Bethel Christian Academy
- Four-year letterwinner and captain at Mt. Bethel, which won state Georgia Independent Christian Athletic Association (GICAA) championships in 2017 and 2019, and reached the final four in 2016 and 2019 ... Team went 97-26 in his four years
- Earned all-region and honorable mention all-state honors in 2019 by the Georgia High School Association
- Played at Mt. Bethel for his father, Cal, a longtime successful high school coach in the Atlanta area and a standout basketball player at Wake Forest following a legendary high school career at Campbell High School in Smyrna

34 • Niko Broadway • G • 6-3 • 195 • So.

- Non-scholarship guard who enrolled at Tech for the fall term
- Played in three games last season, scored his first collegiate points on a reverse layup against Morehouse
- Comes from a Tech family ... Both parents went to Tech, and his brother, Olin, is on the football team
- Two-year starter for coach Aaron Parr who helped St. Pius X win 102 games while he was on the varsity team ... Second-team all-state and first team
- All-region as a senior, when he averaged 10.6 points, 5.4 rebounds and 2.1 assists per game, all second-best on the team
- Led St. Pius X to back-to-back runner-up finishes in the state championship in 2017 and 2018 (both at McCamish Pavilion), and three consecutive region titles in 2017, 2018 and 2019

35 • Jehloni James • F • 6-6 • 180 • So.

- Non-scholarship player who joined the Tech program for the fall, 2019 semester
- His father, Elbridge, played college basketball at Binghamton University
- Played in one game in 2019-20, for the final minute against Elon, and made his only field goal attempt.
- Played four years and lettered three at Lanier High School in Sugar Hill, Ga.

45 • Shaheed Medlock • G • 6-5 • 196 • Sr.

- Non-(athletic)-scholarship player who enrolled at Tech and joined the basketball program in the summer of 2016 ... Was not on the team in 2017-18, but returned for the 2018-19 season
- Played in seven games for the Yellow Jackets over the past three years
- Enrolled at Tech on a Bill Gates Millennium Scholarship
- Earned a reputation as an outstanding defensive player in high school

55 • Malachi Rice • G • 6-0 • 186 • Sr.

- Left-handed point guard who played four years, lettering in three, on the varsity team at Brebeuf Jesuit Preparatory School ... Led Brebeuf to Circle City Conference championships twice
- Played in six games for the Yellow Jackets over the past two years ... Played in just one game this season, missing opportunities due to an injured ankle
- Older brother Solomon is a distance runner on the track team at Columbia University ... Twin brother Isaiah is a freshman walk-on basketball player at Vanderbilt ... His uncle, Kenneth Rice, played basketball at Alabama from 1988-91

2020-21 SEASON STATISTICS AND RESULTS

Game Records

Record	Overall	Home	Away	Neutral
ALL GAMES	12-8	8-3	3-5	1-0
CONFERENCE	8-6	6-1	2-5	0-0
NON-CONFERENCE	4-2	2-2	1-0	1-0

Score by Periods

Team	1st	2nd	OT	TOT
Georgia Tech	659	796	43	1498
Opponents	598	748	46	1392

Team Box Score

No.	Player				Total		3-Point		F-Throw		Rebounds													
		GP-GS	MIN	AVG	FG-FGA	FG%	3FG-FGA	3FG%	FT-FTA	FT%	OFF	DEF	TOT	AVG	PF	DQ	A	TO	BLK	STL	PTS	AVG		
5	WRIGHT, Moses	20-20	706:32	35.3	133-250	.532	10-27	.370	60-86	.698	54	99	153	7.7	49	2	44	27	34	32	336	16.8		
10	ALVARADO, Jose	20-20	730:18	36.5	119-227	.524	42-98	.429	51-59	.864	15	59	74	3.7	44	1	82	43	1	58	331	16.6		
0	DEVOE, Michael	20-20	675:42	33.8	100-229	.437	46-114	.404	45-59	.763	16	68	84	4.2	34	0	62	54	4	23	291	14.6		
4	USHER, Jordan	20-20	577:21	28.9	83-173	.480	20-67	.299	24-37	.649	12	70	82	4.1	57	1	55	41	17	29	210	10.5		
3	PARHAM, Bubba	19-13	555:58	29.3	47-115	.409	28-80	.350	20-25	.800	10	44	54	2.8	47	0	33	8	0	20	142	7.5		
12	MOORE, Khalid	19-5	425:14	22.4	26-73	.356	10-40	.250	20-31	.645	9	45	54	2.8	27	0	14	17	7	14	82	4.3		
1	STURDIVANT, Kyle	20-0	243:03	12.2	26-59	.441	5-18	.278	11-15	.733	1	22	23	1.2	20	0	22	14	1	3	68	3.4		
55	RICE, Malachi	1-0	02:05	2.1	1-1	1.000	0-0	.000	1-2	.500	0	0	0	0.0	0	0	1	0	0	0	3	3.0		
11	MAXWELL, Tristan	1-0	08:12	8.2	0-2	.000	0-2	.000	3-3	1.000	0	0	0	0.0	0	0	0	0	0	0	3	3.0		
24	HOWARD, Rodney	14-2	100:22	7.2	9-20	.450	0-0	.000	3-5	.600	3	14	17	1.2	21	0	3	4	5	1	21	1.5		
2	GIGIBERIA, Saba	8-0	32:47	4.1	4-11	.364	1-2	.500	0-1	.000	4	10	14	1.8	10	0	2	2	0	0	9	1.1		
45	MEDLOCK, Shaheed	2-0	02:01	1.0	1-1	1.000	0-0	.000	0-0	.000	0	0	0	0.0	0	0	0	0	0	0	2	1.0		
23	MEKA, Jordan	1-0	08:04	8.1	0-1	.000	0-0	.000	0-0	.000	0	1	1	1.0	0	0	0	0	0	0	0	0.0		
14	DIDENKO, David	5-0	09:07	1.8	0-2	.000	0-2	.000	0-0	.000	0	2	2	0.4	0	0	0	0	0	0	0	0.0		
35	JAMES, Jehloni	4-0	10:23	2.6	0-0	.000	0-0	.000	0-0	.000	1	3	4	1.0	2	0	0	0	0	0	0	0.0		
13	BOYD, Coleman	2-0	02:01	1.0	0-0	.000	0-0	.000	0-0	.000	0	0	0	0.0	0	0	0	0	0	0	0	0.0		
34	BROADWAY, Niko	2-0	01:52	0.9	0-0	.000	0-0	.000	0-0	.000	0	0	0	0.0	0	0	0	0	0	0	0	0.0		
Team											25	21	46					10						
Total		20	4091		549-1164	.472	162-450	.360	238-323	.737	150	458	608	30.4	311	4	318	220	69	180	1498	74.9		
Opponents		20	4100		511-1121	.456	144-388	.371	226-317	.713	192	500	692	34.6	298	7	288	311	57	106	1392	69.6		

Team Statistics

	GATECH	OPP
Scoring	1498	1392
Points per game	74.9	69.6
Scoring margin	+5.3	-
Field goals-att	549-1164	511-1121
Field goal pct	.472	.456
3 point fg-att	162-450	144-388
3-point FG pct	.360	.371
3-pt FG made per game	8.1	7.2
Free throws-att	238-323	226-317
Free throw pct	.737	.713
F-Throws made per game	11.9	11.3
Rebounds	608	692
Rebounds per game	30.4	34.6
Rebounding margin	-4.2	-
Assists	318	288
Assists per game	15.9	14.4
Turnovers	220	311
Turnovers per game	11.0	15.6
Turnover margin	+4.6	-
Assist/turnover ratio	1.4	0.9
Steals	180	106
Steals per game	9.0	5.3
Blocks	69	57
Blocks per game	3.5	2.9
Winning streak	3	-
Home win streak	1	-
Attendance	13200	7908
Home games-Avg/Game	11-1200	8-989
Neutral site-Avg/Game	-	1-0

Team Results

Date	Opponent		Score	Att.
11/25/2020	Georgia St.	Lot4	120-123	1200
11/27/2020	Mercer	L	73-83	1200
12/06/2020	vs Kentucky	W	79-62	0
12/09/2020	at Nebraska	W	75-64	0
12/15/2020	at Florida St.	L	61-74	2664
12/18/2020	Florida A&M	W	74-64	1200
12/20/2020	Delaware St.	W	97-69	1200
12/30/2020	North Carolina	W	72-67	1200
01/03/2021	Wake Forest	W	70-54	1200
01/20/2021	Clemson	W	83-65	1200
01/23/2021	at Virginia	L	62-64	250
01/26/2021	at Duke	L	68-75	0
01/30/2021	Florida St.	W	76-65	1200
02/01/2021	at Louisville	L	58-74	2868
02/06/2021	Notre Dame	W	82-80	1200
02/10/2021	Virginia	L	49-57	1200
02/12/2021	at Clemson	L	72-74	1876
02/14/2021	Pittsburgh	W	71-65	1200
02/20/2021	at Miami (FL)	W	87-60	0
02/23/2021	at Virginia Tech	W	69-53	250

2020-21 SEASON STATISTICS AND RESULTS - ACC ONLY

Game Records

Record	Overall	Home	Away	Neutral
ALL GAMES	8-6	6-1	2-5	0-0
CONFERENCE	8-6	6-1	2-5	0-0
NON-CONFERENCE	0-0	0-0	0-0	0-0

Score by Periods

Team	1st	2nd	OT	TOT
Georgia Tech	452	528	0	980
Opponents	411	516	0	927

Team Box Score

No.	Player				Total		3-Point		F-Throw		Rebounds												
		GP-GS	MIN	AVG	FG-FGA	FG%	3FG-FGA	3FG%	FT-FTA	FT%	OFF	DEF	TOT	AVG	PF	DQ	A	TO	BLK	STL	PTS	AVG	
0	DEVOE, Michael	14-14	477:11	34.1	75-164	.457	36-82	.439	35-46	.761	9	42	51	3.6	21	0	38	34	3	17	221	15.8	
10	ALVARADO, Jose	14-14	516:36	36.9	83-152	.546	28-64	.438	26-31	.839	7	46	53	3.8	26	0	58	30	0	45	220	15.7	
5	WRIGHT, Moses	14-14	491:43	35.1	86-169	.509	6-20	.300	33-47	.702	33	70	103	7.4	35	1	32	18	28	23	211	15.1	
4	USHER, Jordan	14-14	421:11	30.1	60-126	.476	16-53	.302	14-22	.636	4	44	48	3.4	37	0	37	30	13	20	150	10.7	
3	PARHAM, Bubba	13-9	351:55	27.1	23-57	.404	17-43	.395	9-11	.818	3	27	30	2.3	30	0	19	6	0	13	72	5.5	
12	MOORE, Khalid	13-5	288:57	22.2	16-46	.348	5-27	.185	9-15	.600	2	30	32	2.5	21	0	12	13	4	6	46	3.5	
1	STURDIVANT, Kyle	14-0	160:27	11.5	19-41	.463	4-12	.333	5-6	.833	0	12	12	0.9	13	0	14	10	1	2	47	3.4	
2	GIGIBERIA, Saba	5-0	11:48	2.4	2-3	.667	1-1	1.000	0-0	.000	0	2	2	0.4	3	0	1	1	0	0	5	1.0	
24	HOWARD, Rodney	10-0	66:38	6.7	4-11	.364	0-0	.000	0-0	.000	3	8	11	1.1	15	0	3	1	3	1	8	0.8	
34	BROADWAY, Niko	1-0	00:13	0.2	0-0	.000	0-0	.000	0-0	.000	0	0	0	0.0	0	0	0	0	0	0	0	0.0	
45	MEDLOCK, Shaheed	1-0	00:22	0.4	0-0	.000	0-0	.000	0-0	.000	0	0	0	0.0	0	0	0	0	0	0	0	0.0	
14	DIDENKO, David	4-0	06:52	1.7	0-1	.000	0-1	.000	0-0	.000	0	1	1	0.3	0	0	0	0	0	0	0	0.0	
35	JAMES, Jehloni	3-0	05:45	1.9	0-0	.000	0-0	.000	0-0	.000	1	2	3	1.0	2	0	0	0	0	0	0	0.0	
13	BOYD, Coleman	1-0	00:22	0.4	0-0	.000	0-0	.000	0-0	.000	0	0	0	0.0	0	0	0	0	0	0	0	0.0	
Team											17	10	27				6						
Total		14	2800		368-770	.478	113-303	.373	131-178	.736	79	294	373	26.6	203	1	214	149	52	127	980	70.0	
Opponents		14	2800		346-747	.463	91-247	.368	144-201	.716	130	343	473	33.8	184	3	199	215	41	75	927	66.2	


Team Statistics

	GATECH	OPP
Scoring	980	927
Points per game	70.0	66.2
Scoring margin	+3.8	-
Field goals-att	368-770	346-747
Field goal pct	.478	.463
3 point fg-att	113-303	91-247
3-point FG pct	.373	.368
3-pt FG made per game	8.1	6.5
Free throws-att	131-178	144-201
Free throw pct	.736	.716
F-Throws made per game	9.4	10.3
Rebounds	373	473
Rebounds per game	26.6	33.8
Rebounding margin	-7.1	-
Assists	214	199
Assists per game	15.3	14.2
Turnovers	149	215
Turnovers per game	10.6	15.4
Turnover margin	+4.7	-
Assist/turnover ratio	1.4	0.9
Steals	127	75
Steals per game	9.1	5.4
Blocks	52	41
Blocks per game	3.7	2.9
Winning streak	3	-
Home win streak	1	-
Attendance	8400	7908
Home games-Avg/Game	7-1200	7-1130
Neutral site-Avg/Game	-	0-0

Team Results

Date	Opponent		Score	Att.
12/15/2020	at Florida St.	L	61-74	2664
12/30/2020	North Carolina	W	72-67	1200
01/03/2021	Wake Forest	W	70-54	1200
01/20/2021	Clemson	W	83-65	1200
01/23/2021	at Virginia	L	62-64	250
01/26/2021	at Duke	L	68-75	0
01/30/2021	Florida St.	W	76-65	1200
02/01/2021	at Louisville	L	58-74	2868
02/06/2021	Notre Dame	W	82-80	1200
02/10/2021	Virginia	L	49-57	1200
02/12/2021	at Clemson	L	72-74	1876
02/14/2021	Pittsburgh	W	71-65	1200
02/20/2021	at Miami (FL)	W	87-60	0
02/23/2021	at Virginia Tech	W	69-53	250

2020-21 BOX SCORES



Official Basketball Box Score - Final

Georgia St. at Georgia Tech

11/25/2020 McCormick Pavilion, Atlanta, Ga.

2020-21 Men's Basketball

Game Duration: 9:17

Attendance: 1,200

Georgia St. - 123

Record: 1-0

NO.	Name	Min	FG M-A	3P M-A	FT M-A	Rebounds OR DR TOT	Fouls PF FO	TP	AS	ST	Blocks BS BA	+/-							
1	Elieil Nsoeme	F 32:37	10-13	0-0	2-3	7	0	7	5	22	0	0	1	3	1	4	-		
25	Jalen Thomas	C 35:35	3-5	0-1	0-0	5-6	3	8	5	1	6	1	1	0	4	0	-4		
2	Justin Roberts	G 43:39	8-22	5-11	5-6	1	8	9	2	5	26	6	6	1	0	0	-1		
11	Corey Allen	G 50:15	9-16	3-7	1-3	1	8	9	4	4	22	2	2	1	0	0	7		
12	Kane Williams	G 47:49	7-22	1-6	6-16	1	11	12	4	12	21	1	4	3	0	2	-8		
4	JoJo Toppin	26:09	1-3	0-0	2-4	1	2	3	4	2	4	1	1	0	1	1	1		
0	Evan Johnson	20:59	1-4	1-3	3-4	0	2	2	3	2	6	4	2	0	0	0	14		
24	Collin Moore	23:34	5-8	0-2	2-2	2	0	2	2	1	12	1	2	1	1	0	0		
32	Ryan Boyce	14:54	2-2	0-0	0-0	2	1	3	5	0	4	0	0	1	1	0	9		
30	Kaleb Scott	03:20	0-0	0-0	0-0	0	0	0	0	2	0	0	0	0	0	0	-8		
21	Kalik Brooks	01:09	0-0	0-0	0-0	0	0	0	0	0	0	0	0	0	0	0	1		
Team						2	1	3			0	1							
Totals						46-95	10-30	21-38	22	36	58	37	29	123	16	20	8	9	4

Shooting By Period

1st FG% 16-28 57.1%
3PT% 2-7 28.6%
FT% 4-8 50%
2nd FG% 16-35 45.7%
3PT% 3-11 27.3%
FT% 4-10 40%
3rd FG% 14-32 43.8%
3PT% 5-12 41.7%
FT% 13-20 65%
4th FG% 46-95 48.4%
3PT% 10-30 33.3%
FT% 21-38 55.3%

Technical Fouls:

Bench 3rdOT:1;2:1

Dead Ball Rebounds:

7, 0

Georgia Tech - 120

Record: 0-1

NO.	Name	Min	FG M-A	3P M-A	FT M-A	Rebounds OR DR TOT	Fouls PF FO	TP	AS	ST	Blocks BS BA	+/-							
4	Jordan Usher	F 39:29	5-11	0-3	5-8	5	5	10	4	4	15	1	4	1	1	0	-8		
5	Moses Wright	F 53:51	8-18	1-2	14-22	11	8	19	5	11	31	2	1	2	0	1	-6		
24	Rodney Howard	C 08:30	0-1	0-0	0-0	0	1	1	4	0	0	0	1	0	1	1	6		
0	Michael Devoe	G 47:36	9-25	3-12	3-4	5	8	13	3	3	24	3	8	0	0	2	-9		
10	Jose Alvarado	G 58:22	8-24	2-7	11-12	5	5	10	5	8	29	4	4	6	0	3	-2		
2	Saba Giberberia	05:23	0-0	0-0	0-0	1	1	2	1	1	0	0	0	0	0	0	-2		
3	Bubba Parham	04:46	6-13	1-6	3-5	1	4	5	3	1	16	2	1	1	0	1	3		
12	Khalid Moore	29:37	0-6	0-2	5-8	1	4	5	4	8	5	0	2	2	2	1	0		
1	Kyle Sturdivant	01:31	0-0	0-0	0-0	0	0	0	0	0	0	0	0	0	0	0	-3		
Team						4	1	5			0	1							
Totals						36-98	7-32	41-59	33	37	70	29	36	122	12	22	4	9	3

Technical Fouls:

NONE

Dead Ball Rebounds:

11, 0

		GSU	GaTech
Biggest lead		11 (1 st 8:01)	8 (1 st 14:49)
Best Scoring Run		17 (1 st 8:01)	8 (1 st 2:40)
Lead Changes		13	
Times Tied		17	
Time with Lead		30:17	17:58

		GSU	GaTech
Turnovers		24	28
Paint		64	50
Second Chance		21	30
Fast Breaks		34	16
Bench		26	21

Period by Period Scoring								
		1st	2nd	OT1	OT2	OT3	OT4	TOT
GSU	38	39	6	13	14	13	123	
GaTech	31	46	6	13	14	10	120	

Game Time: 5:00 PM
Game Duration: 1:55

Kentucky Basketball Box Score - Final
Kentucky at Georgia Tech
12/06/20 State Farm Arena, Atlanta
2020-21 Men's Basketball

Officials: Ted Valentine, Tony Green, Ron Groves

Kentucky - 62

Record: 1-3

NO.	Name		FG		3P	FT	Rebounds			Fouls		TP	AS	TO	ST	Blocks		+/-
			Min	M-A	M-A	M-A	OR	DR	TOT	PF	FD					BS	BA	
23	Isaiiah Jackson	F	32:42	4-8	0-0	1-1	3	9	12	3	1	9	4	3	1	1	0	-1
30	Olivier Sarr	F	29:39	1-4	0-0	4-4	0	3	3	4	4	6	2	2	0	0	1	-21
2	Devin Askew	G	26:54	1-2	1-1	0-0	0	1	1	1	1	3	1	2	1	0	0	-15
3	Brandon Boston Jr.	G	27:19	4-11	3-7	0-0	1	3	4	2	3	11	0	3	1	0	1	-16
5	Terrence Clarke	G	37:59	9-14	3-4	1-2	1	2	3	1	3	22	3	4	0	3	-8	
10	Davion Mintz		27:49	2-8	1-7	2-2	0	3	3	1	1	6	2	1	0	0	-6	
0	Jacob Toppin		10:08	1-1	0-0	0-0	0	1	1	0	0	2	0	0	0	0	-9	
55	Nance Ware		02:14	0-0	0-0	2-2	1	0	1	0	1	2	0	1	0	0	2	
11	Dontale Allen		03:49	0-1	0-1	0-0	0	0	0	1	0	0	0	3	0	0	-8	
21	Cam/Ron Fletcher		01:27	0-0	0-0	0-0	0	0	0	0	0	0	0	0	0	0	-8	
Team							0	0	0			0		1				
Totals			22:49	8-20	10-11	6	22	28	13	14	62	16	21	4	1	5	-17	

Technical Fouls:NONE


Shooting By Period		
1 st	FG%	10-24 41.7%
3PT%	4-9 44.4%	
FT%	3-4 75%	
2 nd	FG%	12-25 48.0%
3PT%	4-11 36.4%	
FT%	7-7 100%	
GM FG%	22-49 44.9%	
3PT%	8-20 40.0%	
FT%	10-11 90.9%	

Dead Ball Rebounds: 2

Georgia Tech - 79


Record: 1-2

NO.	Name		FG		3P	FT	Rebounds			Fouls		TP	AS	TO	ST	Blocks		+/-
			Min	M-A	M-A	M-A	OR	DR	TOT	PF	FD					BS	BA	
4	Jordan Usher	F	24:36	5-10	2-3	0-0	0	2	2	5	0	12	3	1	3	1	0	7
5	Moses Wright	F	33:12	9-14	0-0	3-3	3	4	7	4	4	21	2	1	2	3	0	23
0	Michael Devoe	G	31:18	0-6	0-0	0-0	0	3	3	0	1	0	5	1	3	0	1	3
3	Bubba Parham	G	35:59	7-10	3-6	0-0	0	2	2	2	2	17	5	0	1	0	0	19
10	José Alvarado	G	38:49	4-9	1-5	1-2	1	2	3	2	10	1	2	3	1	0	18	
12	Khalé Moore		14:52	1-5	1-2	1-2	0	0	0	1	1	4	1	0	3	0	5	
1	Kyle Sturdivant		21:14	5-6	1-2	4-4	0	2	2	0	3	15	3	1	1	0	10	
Team							0	4	4		</td>							

	Official Basketball Box Score - Final Mercer at Georgia Tech 11/27/20 McCarish Pavilion, Atlanta 2020-21 Men's Basketball															Game Time: 8:00 PM Game Duration: 1:44 Attendance: 1,200																												
Mercer - 83															Record: 2-0															Officials: Jamie Luckie, Justin Porterfield, Tommy Morrissey														
NO.	Name		Min	FG	M-A	3P	M-A	FT	M-A	Rebounds	Fouls	PF	FD	TP	AS	TO	ST	Blocks	BS	BA	+/-	Shooting By Period	1 st	2 nd	3 rd	4 th	TOT																	
				M-A	M-A		M-A	OR	DR	TOT	PF	FD											1 st	2 nd	3 rd	4 th	TOT																	
22	Felipe Haase	F	36:04	6-16	5-11	0-0	1	4	5	2	1	17	3	3	1	0	1	0	1	14		1 st	FG%	15-31	48.4%																			
25	Maciej Bender	F	15:45	2-6	0-0	0-0	2	1	3	1	0	4	1	1	1	2	0	0	0	0		1 st	3PT%	8-14	57.1%																			
2	Nefali Alvarez	G	35:50	3-12	1-4	10-11	1	7	8	1	8	17	9	2	1	0	0	0	0	17		2 nd	FG%	12-30	40.0%																			
3	Jeff Gary		33:12	2-5	2-3	2-2	0	3	3	3	3	8	3	2	4	0	0	0	8		3 rd	FT%	4-11	36.4%																				
20	Ross Cummings	G	34:36	5-7	3-4	3-3	0	2	2	2	2	16	4	1	0	0	0	0	13		FT%	17-18	94.4%																					
23	James Glesson III		24:37	6-7	0-0	2-2	2	4	6	0	2	14	2	0	1	1	0	5		GM FG%	27-61	44.3%																						
0	Leon Ayers III		19:56	3-8	1-3	0-0	1	3	4	2	0	7	0	0	0	1	0	0	7		3PT%	12-25	48.0%																					
Team																						FT%	17-18	94.4%																				
Totals			27-61	12-25	17-18	7	26	33	11	15	83	22	10	8	4	1	10																											
Totals			27-61	12-25	17-18	7	26	33	11	15	83	22	10	8	4	1	10																											

Technical Fouls: NONE

Georgia Tech - 73													Record: 9-2												
NO.	Name		Min	FG		3P	M-A	FT		Rebounds	Fouls		TP	AS	TO	ST	Blocks		+/-	Shooting By Period					
				M-A	M-A			OR	DR	TOT	PF	FD					BS	BA		1 st	2 nd	3 rd	4 th		
4	Jordan Usher	F	22:20	5-10	1-3	0-0	1	7	8	3	0	11	3	3	0	0	1	-8		1 st	FG%	15-27	55.6%		
5	Moses Wright	F	38:32	9-15	2-3	0-1	1	4	5	0	1	20	0	3	1	1	0	-10		3 rd	3PT%	3-8	37.5%		
24	Rodney Howard	C	13:52	2-5	0-0	2-2	0	4	4	0	1	6	0	2	0	0	2	-8		2 nd	FG%	13-34	38.2%		
0	Michael Devove	G	34:15	4-9	2-4	4-5	1	4	5	4	3	14	3	3	0	0	2			3 rd	FT%	5-16	31.3%		
10	Jose Alvarado	G	30:46	3-6	1-4	1-1	1	2	3	2	8	7	1	1	0	0	-9			GM FG%	28-61	45.9%			
3	Bubba Parham		28:07	4-9	2-6	2-2	1	1	2	4	2	12													



College Basketball Box Score - Final

Georgie Tech at Nebraska

12/09/20 Pinnacle Bank Arena, Lincoln

Nebraska vs. Georgie Tech

Officials: D.J. Carstensen, Donnie Eppley, Lewis Garrison

Georgie Tech 75

Record: 2-2

NO.	Name	Min	FG M-A	3P M-A	FT M-A	Rebounds OR DR TOT	Fouls PF FD	TP	AS	TO	ST	Blocks BS BA	+/-
4	Jordan Usher	F 15:57	3-7	0-1	0-0	0 3 3	2 0	6	3	0	1	0 0	-1
5	Moses Wright	F 33:32	5-8	1-1	2-3	4 4 8	3 4	13	4	0	1	2 1	6
0	Michael Devoe	G 23:19	4-9	2-6	2-2	0 3 3	2 1	12	0	4	1	0 0	-2
3	Bubba Parham	G 37:43	1-9	1-8	4-5	1 3 4	4 3	7	3	3	0	0 0	-5
10	Jose Alvarado	G 27:10	7-12	3-5	7-8	0 1 1	4 7	24	3	2	0	0 0	16
1	Kyle Sturdivant		29:43	1-6	0-2	0 2 0	5 5	4	2	1	2	0 0	16
12	Khalid Moore		32:36	5-7	1-2	0-0	3 5 8	0 1	11	0	0	2 0	15
Team						0 2 2	0	0	1				
Totals			26-58	8-25	15-20	8 26 34	19 16	75	13	9	8	2 1	11

Technical Fouls:NONE

Shooting By Period

1 st	FG%	13-32	40.5%
	3PT%	3-14	21.4%
	FT%	3-4	75%
2 nd	FG%	13-26	50.0%
	FT%	12-16	75%
GM FG%	26-58	44.8%	
	FT%	8-25	32.0%
	FT%	15-20	75.0%

Dead Ball Rebounds: 2-0

Nebraska - 64

Record: 3-2

NO.	Name	Min	FG M-A	3P M-A	FT M-A	Rebounds OR DR TOT	Fouls PF FD	TP	AS	TO	ST	Blocks BS BA	+/-
11	Lt Mayen	F 26:15	2-5	1-3	2-2	1 3 4	4 2	7	0	2	0	0 1	-12
0	Teddy Allen	G 27:38	4-16	0-5	2-2	3 0 3	1 4	10	1	2	1	1 1	-1
2	Trey McGowens	G 31:19	2-9	0-3	2-6	1 8 9	5 9	6	1	3	0	0 0	-10
34	Thorir Thorbjarnarson	G 25:39	1-4	0-1	0-0	4 3 7	1 0	2	5	1	1	0 0	-3
45	Dalano Banton	G 35:50	6-15	1-4	4-5	2 7 9	3 4	17	6	5	1	0 0	-12
10	Kobe Webster		27:22	7-9	6-7	0 0 0	2 2	4	20	1	2	0 0	-21
24	Yvan Ouedraogo		10:40	0-1	0-0	0 1 0	1 0	0	0	0	0	0 0	5
4	Shamiel Stevenson		15:17	1-2	0-0	0 1 0	3 3	1	0	2	0	0 0	-3
Team						2 2 4	0	0	0				
Totals			23-61	8-23	10-15	15 27 42	19 18	64	14	16	3	1 2	-11

Technical Fouls:Mayen 1st4:00

Shooting By Period

1 st	FG%	10-29	34.5%
	3PT%	5-14	35.7%
	FT%	5-5	100%
2 nd	FG%	13-32	40.6%
	FT%	3-9	33.3%
	FT%	5-10	50%
GM FG%	23-61	37.7%	
	FT%	8-23	34.8%
	FT%	10-15	66.7%

Dead Ball Rebounds: 2-0


	GEO	NEB
Biggest lead	13 (2 nd 0:59)	6 (2 nd 15:21)
Best Scoring Run	8(2 nd 3:29)	8(2 nd 19:46)
Lead Changes	3	
Times Tied	7	
Time with Lead	15:29	17:55

Points from	GEO	NEB
Turnovers	15	6
Paint	26	28
Second Chance	12	17
Fast Breaks	7	6
Bench	13	22

Period by Period Scoring	1st	2nd	TOT
GEO	32	43	75
NEB	30	34	64

2020-21 BOX SCORES

Official Basketball Box Score - Final														
Georgia Tech at Florida State														
12/15/20 Donald L. Tucker Center, Tallahassee														
2020-21 Men's Basketball														
Game Time: 8:30 PM														
Game Duration: 2:04														
Attendance: 2,864														
Officials: Ron Groover, Brian Dorsey, Tim Clougherty														
Georgia Tech - 61														
Record: 2-3 (0-1)														
NO. Name	Min	FG	3P	FT	Rebounds	Fouls	TP	AS	TO	ST	Blocks	BS	BA	+/
1 Jordan Usher	26:02	5-9	2-4	0-0	1 3 4	3 0	12	3	2	1	0	1	0	-13
5 Moses Wright	33:20	3-6	0-1	6-8	2 0 2	5 6	12	0	1	1	0	0	0	-14
0 Michael Devoe	34:38	7-15	2-6	5-6	1 4 5	2 7	21	0	4	0	0	0	0	-18
3 Bubba Parham	16:48	0-2	0-2	0-0	0 2 2	1 1	0	1	1	1	0	0	0	-7
10 Jose Alvarado	38:13	3-7	1-3	0-0	0 1 1	3 0	7	1	2	2	0	0	0	-12
11 Kyle Sturdivant	22:36	2-5	0-1	1-1	0 1 1	2 1	5	2	1	0	1	0	0	2
12 Khalid Moore	26:29	2-7	0-3	0-0	0 5 5	0 0	4	4	0	1	0	0	0	1
2 Saba Gigiberia	01:54	0-0	0-0	0-0	0 0 0	1 0	0	0	0	0	0	0	0	-4
Team					2 1 3	0	0	0	0	0	0	0	0	-4
Totals		22-51	5-20	12-15	6 17 23	17 15	61	11	12	7	2	1	0	-13
Technical Fouls: NONE														
Shooting By Period														
1st FG%	12.22	54.5%	3PT%	3-10	30.0%	FT%	2-4	50%	2nd FG%	10.29	34.5%	3PT%	2-10	20.0%
3PT%	10-11	90.9%	GM FG%	22-51	43.1%	3PT%	5-20	25.0%	FT%	12-15	80.0%	GM FG%	22-51	43.1%
Dead Ball Rebounds:	3.2													
Florida State - 74														
Record: 4-0 (1-0)														
NO. Name	Min	FG	3P	FT	Rebounds	Fouls	TP	AS	TO	ST	Blocks	BS	BA	+/
1 RaiQuan Gray	30:10	1-5	0-1	2-2	2 4 6	4 1	4	2	2	0	0	1	0	-1
5 Balsa Koprivica	25:44	4-5	0-0	2-4	2 5 7	0 5	10	3	2	0	0	0	0	16
2 Anthony Polite	34:19	4-7	2-4	0-0	0 2 2	1 1	10	3	1	3	0	0	0	23
4 Scottie Barnes	30:05	6-10	0-3	4-6	0 6 6	3 4	16	1	3	2	0	0	0	13
23 M.J. Walker	34:47	4-9	2-4	4-4	1 3 4	1 5	14	1	2	1	0	0	0	11
11 Nathanael Jack	04:46	1-2	0-0	0-0	0 0 0	1 0	3	0	0	0	0	0	0	9
10 Malik Osborne	19:00	1-3	0-0	0-0	1 1 3	0 2	2	1	1	0	0	0	0	6
31 Wyatt Wilkes	11:17	4-7	3-3	0-0	1 0 1	1 0	11	1	0	0	1	0	0	-2
24 Sardar Calhoun	05:46	1-2	0-0	0-0	0 1 1	0 0	2	1	1	0	0	0	0	-12
15 Quincy Ballard	04:06	1-1	0-0	0-0	1 0 1	1 1	2	0	1	0	0	0	0	-2
Team					0 0 0	0	0	0	0	0	0	0	0	-2
Totals		27-51	8-17	12-16	7 22 29	15 17	74	13	13	6	1	2	0	13
Technical Fouls: NONE														
Shooting By Period														
1st FG%	15.29	51.7%	3PT%	6-11	54.5%	FT%	0-1	0%	2nd FG%	12.22	54.5%	3PT%	2-6	33.3%
3PT%	12-16	75.0%	GM FG%	27-51	52.9%	3PT%	8-17	47.1%	FT%	12-16	75.0%	GM FG%	27-51	52.9%
Dead Ball Rebounds:	2.1													



Official Basketball Box Score - Final

Delaware St. at Georgia Tech

12/20/20 McCarroll Pavilion, Atlanta

2020-21 Men's Basketball

Game Time: 7:00 PM

Game Duration: 2:00

Attendance: 1,200

Officials: Bill Covington, J. Tony Henderson, Jamal Spearman

Delaware St. - 69

Record: 0-3

NO. Name	Min	FG M-A	3P M-A	FT M-A	Rebounds OR DR TOT	Fouls PF FT	TP	AS	TO	ST	Blocks BS BA	+/	
1 D'Marco Baucum	F 22:08	2-7	0-3	0-0	1 4 5	2 1	4	1	3	1	1	0	-7
10 Ronald Lucas	F 11:53	3-3	0-0	0-0	2 2 4	3 0	6	0	2	0	0	0	-14
15 Ameer Bennett	F 21:49	1-1	0-0	4-5	1 1 2	0 4	6	0	3	0	0	0	-13
3 Martaz Robinson	G 17:24	0-2	0-1	0-0	0 3 3	3 0	0	2	0	1	0	0	-2
4 Pinky Wiley	G 32:47	3-8	3-6	0-0	0 3 3	2 1	9	3	2	1	0	0	-35
2 Omar Peek-Green	14:00	0-5	0-3	2-2	1 2 3	2 1	2	2	1	0	0	1	6
13 Fahim Jenneto	12:35	2-2	0-0	3-4	0 2 2	4 3	7	0	2	0	0	0	-9
32 Myles Carter	25:50	6-11	2-4	3-3	0 5 5	1 4	17	3	0	0	0	0	-19
24 Zach Kent	11:16	1-6	0-3	0-0	0 0 0	1 1	2	0	1	0	0	0	-24
12 Dominik Fragala	20:27	3-6	3-6	1-2	0 0 0	3 1	10	1	1	1	0	0	-26
50 Christopher Smith	09:51	2-2	0-0	2-5	0 2 2	1 3	6	0	1	0	0	0	3
Team					1 0 1	0	0	0	0	0	0	0	-2
Totals		23-53	8-26	15-21	6 24 30	22 19	69	12	20	4	1	2	-28

Technical Fouls: Bench 2nd 9:51

Shooting By Period

1st FG%	11.23	47.8%	3PT%	4-13	30.8%	FT%	4-5	80%
2nd FG%	12.30	40.0%	3PT%	4-13	30.8%	FT%	11-16	68.8%
GM FG%	23-53	43.4%	3PT%	8-26	30.8%	FT%	15-21	71.4%

Dead Ball Rebounds: 1.0

Georgia Tech - 97

Record: 4-3

NO. Name	Min	FG M-A	3P M-A	FT M-A	Rebounds OR DR TOT	Fouls PF FT	TP	AS	TO	ST	Blocks BS BA	+/	
4 Jordan Usher	F 26:00	3-5	1-3	3-3	0 5 5	4 3	10	6	1	4	1	0	33
5 Moses Wright	F 22:36	7-9	0-1	2-2	0 4 4	0 2	16	3	2	2	0	0	23
0 Michael Devoe	G 24:30	2-5	1-3	0-0	1 4 5	3 0	5	5	1	1	0	0	27
3 Bubba Parham	G 19:51	1-6	1-4	2-2	1 2 3	2 1	5	1	0	0	0	0	6
10 Jose Alvarado	G 27:57	11-14	4-5	3-3	1 1 2	3 3	29	5	3	2	0	0	31
11 Kyle Sturdivant	15:14	1-4	0-1	2-3	0 2 2	2 2	4	2	1	0	0	0	-4
12 Khalid Moore	21:43	2-3	2-2	5-6	1 2 3	1 4	11	1	1	0	0	0	24
2 Saba Gigiberia	10:01	1-6	0-1	0-1	1 5 6	3 2	2	1	0	0	0	0	-1
24 Rodney Howard	10:01	3-3	0-0	1-3	0 0 1	1 2	7	0	0	0	0	0	-1
11 Tristan Maxwell	06:12	0-2	0-2	3-3	0 0 0	0 1	3	0	0	0	0	0	-3
35 Jahlon James	04:38	0-0	0-0	0-0	0 1 1	0 0	0	0	0	0	0	0	2
14 David Didenko	02:15	0-1	0-1	0-0	0 1 1	0 0	0	0	0	0	0	0	2
55 Malachi Rice	02:05	1-1	0-0	1-2	0 0 0	0 0	1	3	1	0	0	0	1
13 Coleman Boyd	01:39	0-0	0-0	0-0	0 0 0	0 0	0	0	0	0	0	0	0
34 Niko Broadway	01:39	0-0	0-0	0-0	0 0 0	0 0	0	0	0	0	0	0	0
45 Shaheed Medlock	01:39	1-1	0-0	0-0	0 0 0	0 0	2	0	0	0	0	0	0
Team					1 1 2	0	0	0	0	0	0	0	0
Totals		33-60	9-23	22-28	6 29 35	19 22	97	25	9	2	1	2	28

Technical Fouls: NONE

Shooting By Period

1st FG%	13.28	46.4%	3PT%	5-13	38.5%	FT%	9-10	90%
2nd FG%	20-32	62.5%	3PT%	4-10	40.0%	FT%	13-18	72.2%
GM FG%	33-60	55.0%	3PT%	9-23	39.1%	FT%	22-28	78.6%

Dead Ball Rebounds: 3.0

Biggest lead

1 (1st 19:00) 32 (2nd 11:05)

Best Scoring Run

8 (2nd 7:33) 20 (2nd 11:05)

Lead Changes

2

Times Tied

0

Time with Lead

01:32 37:37

Points from

Turnovers

Paint

Second Chance

Fast Breaks

Bench

DelSt

GA Tech

26

9

19

44

32

Period by Period Scoring

	1st	2nd	TOT
DelSt	30	39	69
GA Tech	40	57	97

2020-21 BOX SCORES

Wake Forest at Georgia Tech
01/03/21 McCamish Pavilion, Atlanta
2020-21 Men's Basketball

Game Time: 8:00 PM
Game Duration: 1:47
Attendance: 1,200

Officials: Mike Roberts, Jeffrey Anderson, Keith Kimble

Wake Forest - 54

Record: 3-1 (0-1)

NO. Name	Min	FG M-A	3P M-A	FT M-A	Rebounds OR DR TOT	Fouls PF FO	TP	AS	TO	ST	Blocks BS BA	+/-
1 Isaiah Mucius	F 28:31	9-16	1-4	2-4	3 2 5	1 3	21	0	0	0	0	1 -9
33 Ody Ogumara	F 28:46	5-7	0-0	2-3	1 4 5	0 4	12	1	0	2	0	0 -10
0 Jahcobi Neath	G 25:58	2-5	1-2	2-2	0 2 2	5 2	7	2	6	2	0	1 -11
2 Jalen Johnson	G 12:10	0-1	0-1	0-0	1 2 3	1 0	0	0	4	0	0	0 -14
4 Davien Williamson	G 29:36	2-7	1-4	1-2	0 2 2	0 1	6	4	4	1	0	1 -15
25 Ismael Massoud	18:04	1-3	0-2	0-0	0 3 3	0 0	2	0	1	1	0	0 -8
35 Carter Whit	23:25	3-9	0-2	0-0	0 5 5	1 2	6	2	2	1	0	1 -1
23 Isaiah Wilkins	09:54	0-0	0-0	0-0	0 0 0	0 0	1	0	0	1	0	0 -5
20 Jonah Antonio	23:36	0-5	0-5	0-0	0 3 3	2 0	0	1	1	1	0	0 -7
Team					1 2 3		0	0	0			
Totals		22-53	3-20	7-11	6 25 31	10 13	54	10	18	9	0	4 -16

Technical Fouls: NONE

Georgia Tech - 70

Record: 6-3 (2-1)

NO. Name	Min	FG M-A	3P M-A	FT M-A	Rebounds OR DR TOT	Fouls PF FO	TP	AS	TO	ST	Blocks BS BA	+/-
4 Jordan Usher	F 30:38	0-3	0-3	1-2	0 8 8	3 1	1	5	4	1	4	0 21
5 Moses Wright	F 32:00	4-7	0-1	0-1	2 4 6	2 1	8	5	2	3	0	0 15
0 Michael Devoe	G 32:46	6-14	4-10	1-2	0 4 4	1 1	17	1	4	2	0	0 17
3 Bubba Parham	G 30:28	3-6	2-5	0-0	1 2 3	4 1	8	3	2	2	0	0 12
10 Jose Alvarado	G 35:49	9-14	2-4	5-5	0 4 4	0 4	25	2	0	1	0	0 20
12 Khalid Moore	19:09	1-2	0-1	2-4	0 3 3	1 2	4	1	1	1	0	0 5
11 Kyle Sturdivant	11:29	3-5	1-2	0-0	0 1 1	1 0	7	0	1	1	0	0 -4
2 Saba Gligberia	02:55	0-0	0-0	0-0	0 1 1	0 0	0	0	0	0	0	0 -2
24 Rodney Howard	03:39	0-1	0-0	0-0	0 1 1	1 0	0	0	0	0	0	0 -4
14 David Didenko	01:07	0-0	0-0	0-0	0 0 0	0 0	0	0	0	0	0	0 0
Team					0 0 0		0					
Totals		26-52	9-26	9-14	3 28 31	13 10	70	17	14	11	4	0 16

Technical Fouls: NONE

	Wake	GaTech	Points from	Wake	GaTech	Period by Period Scoring			
Biggest lead	2 (1 st 16:45)	26 (2 nd 12:35)	Turnovers	10	26	1st	2nd	TOT	
Best Scoring Run	5 (2 nd 19:03)	9 (2 nd 17:39)	Paint	30	30	Wake	21	33	54
Lead Changes	4		Second Chance	6	2	Georgia Tech	35	35	70
Times Tied	2		Fast Breaks	6	25				
Time with Lead	00:56	37:50	Bench	8	11				

Official Basketball Box Score - Final

Clemson at Georgia Tech

01/02/21 McCamish Pavilion, Atlanta

2020-21 Men's Basketball

Game Time: 7:00 PM

Game Duration: 1:46

Attendance: 1,200

Clemson - 65

Record: 9-3 (3-3)

NO. Name	Min	FG	3P	FT	Rebounds	Fouls	TP	AS	TO	ST	Blocks	BS	BA	+/	Shooting By Period		
1 Jonathan Baehre	F 18:26	0-3	0-1	0-0	1 3 4	3 0	0	4	2	1	1	0	-19	1 st FG%	13-24	54.2%	
25 Aamir Simms	F 31:30	9-14	0-0	1-1	3 2 5	3 3	19	3	4	2	0	1	0		3PT%	6-10	60.0%
0 Clyde Trapp	G 32:08	6-8	2-2	0-0	1 6 7	0 2	14	1	2	0	2	0	-2		FT%	3-3	100%
2 Al-Amir Dawes	G 17:56	1-4	1-4	0-0	0 3 3	2 2	3	1	3	0	0	0	-1		2 nd FG%	12-24	50.0%
15 John Newman III	G 28:30	5-8	2-2	0-0	3 1 4	3 1	12	2	1	0	0	0	-18		3PT%	3-8	37.5%
3 Chase Hunter	12:24	0-2	0-2	0-0	0 0 0	0 0	0	1	1	0	0	0	-8		FT%	3-4	75%
4 Nick Honor	25:30	3-5	3-4	1-2	0 0 0	0 0	3	10	2	1	1	0	-21		GM FG%	25-48	52.1%
5 Hunter Tyson	05:11	0-2	0-1	2-2	1 0 1	0 1	2	0	1	0	0	0	0		3PT%	9-18	50.0%
24 PJ Hall	06:51	0-0	0-0	2-2	0 0 0	2 1	2	0	2	0	0	0	-12		FT%	6-7	85.7%
12 Alex Hernimway	19:45	1-2	1-2	0-0	0 2 2	1 0	3	2	2	2	0	0	-10		Dead Ball Rebounds: 1.0		
10 Olivier-Maxence Prosper	01:49	0-0	0-0	0-0	0 0 0	0 0	0	0	0	0	0	0	0	-1			
Team					0 2 2		0	0	1						Technical Fouls: NONE		
Totals		25-48	9-18	6-7	9 19 28	15 13	65	16	20	6	3	2	-18				

Georgia Tech - 83

Record: 7-3 (3-1)

NO. Name	Min	FG	3P	FT	Rebounds	Fouls	TP	AS	TO	ST	Blocks	BS	BA	+/	Shooting By Period		
4 Jordan Usher	F 27:56	8-12	5-8	0-0	0 4 4	0 2	21	3	2	1	0	0	0	21	1 st FG%	16-30	53.3%
5 Moses Wright	F 38:11	9-15	2-2	1-2	3 0 3	2 4	21	3	0	2	2	0	0	19	3PT%	9-15	60.0%
0 Michael Devoe	G 37:07	8-12	6-7	0-0	0 4 4	2 0	22	6	1	3	0	2	2	22	FT%	3-5	60%
3 Bubba Parham	G 38:47	0-3	0-2	1-2	1 2 3	4 1	3	0	0	1	0	0	0	22	2 nd FG%	15-24	62.5%
10 Jose Alvarado	G 33:41	3-7	1-5	1-2	0 4 4	3 3	8	4	3	5	0	0	13		3PT%	7-12	58.3%
24 Rodney Howard	03:34	0-0	0-0	0-0	0 0 0	0 0	0	0	1	0	0	0	-3		FT%	2-2	100%
11 Kyle Sturdivant	16:25	2-4	1-2	2-2	0 1 1	0 0	7	2	2	0	0	0	0	9	GM FG%	31-54	57.4%
2 Saba Gligberia	01:14	1-1	1-1	0-0	0 0 0	0 0	3	0	1	0	0	0	-1		3PT%	16-27	59.3%
14 David Didenko	01:04	0-0	0-0	0-0	0 0 0	0 0	0	0	0	0	0	0	-3		FT%	5-8	62.5%
35 Jehloni James	01:04	0-0	0-0	0-0	0 0 0	0 0	0	0	0	0	0	0	-3		Dead Ball Rebounds: 2.0		
13 Coleman Boyd	00:22	0-0	0-0	0-0	0 0 0	0 0	0	0	0	0	0	0	-3				
45 Shaheed Medlock	00:22	0-0	0-0	0-0	0 0 0	0 0	0	0	0	0	0	0	-3				
34 Niko Broadway	00:13	0-0	0-0	0-0	0 0 0	0 0	0	0	0	0	0	0	0				
Team					1 0 1		0	0							Technical Fouls: NONE		
Totals		31-54	16-27	5-8	5 14 19	13 15	83	21	10	11	2	3	18				

Clem

GaTech

Biggest lead

3 (1st 17:45)

22 (2nd 9:26)

Best Scoring Run

7 (2nd 12:27)

10 (2nd 9:26)

Lead Changes

3

0

Times Tied

3

0

Time with Lead

03:35

33:57

Points from Turnovers

16

30

Paint

9

6

Second Chance

4

19

Fast Breaks

4

19

Bench

17

10

Period by Period Scoring

	1st	2nd	TOT
Clem	35	30	65


GaTech

44

39

83

2020-21 BOX SCORES



Official Basketball Box Score - Final

Florida St. at Georgia Tech

01/03/21 McCamish Pavilion, Atlanta

2020-21 Men's Basketball

Game Time: 4:00 PM

Game Duration: 2:12

Attendance: 1,200

Florida St. - 65

Record: 10-3 (6-2)

NO.	Name	Min	FG	3P	FT	Rebounds	Fouls	TP	AS	TO	ST	Blocks	+/-
			M-A	M-A	M-A	OR DR TOT	PF FD					BS BA	
1	RaiQuan Gray	F 34:25	7-10	0-0	5-8	3 6 9	3 4	19	2	5	3	1	0
31	Wyatt Wilkes	F 25:42	2-7	1-5	0-0	0 1 1	2 0	5	1	2	1	0	0
5	Balsa Koprivica	C 16:30	3-5	0-0	0-2	3 4 7	4 1	6	0	2	0	0	0
0	RayQuan Evans	G 27:17	1-6	0-0	3-4	2 3 5	0 2	5	3	3	1	0	1
23	M.J. Walker	G 24:51	3-5	1-3	1-2	0 1 1	5 3	8	1	4	1	0	0
4	Scottie Barnes	22:57	3-5	0-0	3-4	2 1 3	2 3	9	6	4	2	0	1
24	Sardar Calhoun	16:57	3-7	0-1	1-1	3 1 4	2 1	7	2	1	0	0	0
34	Tanor Ngom	05:43	1-3	0-0	0-0	1 1 2	0 1	2	0	0	0	0	0
10	Malik Osborne	21:25	0-6	0-3	1-2	0 3 3	4 2	1	0	0	1	2	1
11	Nathanael Jack	04:13	1-2	1-2	0-0	0 0 0	0 0	3	0	0	0	0	0
Team						1 3 4		0		0			
Totals			24-56	3-14	14-23	15 24 39	22 17	65	15	21	9	3	3

Technical Fouls: NONE

Shooting By Period

1st FG%	10-29	34.5%
3PT%	2-8	25.0%
FT%	4-7	57.1%
2nd FG%	14-27	51.9%
3PT%	1-6	16.7%
FT%	10-16	62.5%
GM FG%	24-56	42.9%
3PT%	3-14	21.4%
FT%	14-23	60.9%

Dead Ball Rebounds: 6, 0

Georgia Tech - 76

Record: 8-5 (4-3)

NO.	Name	Min	FG	3P	FT	Rebounds	Fouls	TP	AS	TO	ST	Blocks	+/-
			M-A	M-A	M-A	OR DR TOT	PF FD					BS BA	
4	Jordan Usher	F 29:41	3-9	1-5	0-0	1 3 4	4 1	7	3	2	1	2	0
5	Moses Wright	F 38:00	8-15	0-3	7-9	1 6 7	2 8	23	2	1	6	1	1
12	Khalid Moore	F 32:24	0-2	0-2	2-2	0 3 3	4 1	2	1	3	0	0	0
0	Michael Devoe	G 40:00	4-12	3-7	8-12	3 5 8	2 7	19	5	3	1	0	1
10	Jose Alvarado	G 40:00	8-16	3-7	2-2	1 1 2	3 3	21	6	2	6	0	1
24	Rodney Howard	04:37	0-0	0-0	0-0	1 1 2	0 0	0	1	0	0	0	0
1	Kyle Sturdivant	15:18	2-3	0-0	0-0	0 0 0	1 2	4	1	2	0	0	0
Team						3 0 3		0		1			
Totals			25-57	7-24	19-25	10 19 29	17 22	76	19	14	14	3	3

Technical Fouls: NONE

Shooting By Period


1st FG%	12-31	38.7%
3PT%	2-12	16.7%
FT%	7-8	87.5%
2nd FG%	13-26	50.0%
3PT%	5-12	41.7%
FT%	12-17	70.6%
GM FG%	25-57	43.9%
3PT%	7-24	29.2%
FT%	19-25	76.0%

Dead Ball Rebounds: 4, 1

	FSU	GaTech
Biggest lead	6 (1st 11:05)	13 (2nd 0:37)
Best Scoring Run	6 (2nd 15:33)	8 (1st 7:34)
Lead Changes	5	
Times Tied	3	
Time with Lead	12:26	24:12

Points from	FSU	GaTech
Turnovers	12	24
Paint	36	30
Second Chance	13	12
Fast Breaks	20	19
Bench	22	4

Period by	Period	Scoring
	1st	2nd TOT
FSU	26	39 65
GaTech	33	43 76



Official Basketball Box Score - Final

Georgia Tech at Louisville

02/01/21 KFC Yum! Center, Louisville

2020-21 Men's Basketball

Game Time: 2:01 PM

Game Duration: 1:55

Attendance: 2,868

Georgia Tech - 58

Record: 8-6 (4-4)

NO.	Name	Min	FG	3P	FT	Rebounds	Fouls	TP	AS	TO	ST	Blocks	+/-	
			M-A	M-A	M-A	OR DR TOT	PF FD					BS BA		
4	Jordan Usher	F 29:36	4-14	2-7	1-2	0 2 2	4 2	11	2	0	1	0	0	-20
5	Moses Wright	F 40:00	6-17	1-2	2-4	5 11 16	0 5	15	3	1	1	7	0	-16
12	Khalid Moore	F 21:27	0-4	0-3	0-0	0 0 0	2 0	0	1	0	0	0	0	-7
0	Michael Devoe	G 36:20	6-15	3-6	2-2	3 6 9	4 4	17	2	2	0	1	2	-10
10	Jose Alvarado	G 37:25	3-11	1-6	0-0	1 4 5	2 0	7	4	3	2	0	1	-16
1	Kyle Sturdivant	14:48	2-4	0-1	1-1	0 0 0	2 1	5	1	0	1	0	0	-4
3	Bubba Parham	10:50	1-3	1-2	0-0	0 1 1	0 0	3	0	0	0	0	0	-7
24	Rodney Howard	09:34	0-0	0-0	0-0	1 3 4	2 1	0	0	0	0	3	0	0
Team						2 0 2		0		2				
Totals			22-68	8-27	6-9	12 27 39	16 13	58	13	8	5	11	3	-16

Technical Fouls: NONE

Louisville - 74

Record: 11-4 (6-3)

NO.	Name	Min	FG	3P	FT	Rebounds	Fouls	TP	AS	TO	ST	Blocks	+/-	
			M-A	M-A	M-A	OR DR TOT	PF FD					BS BA		
11	Quinn Slazinski	F 15:52	1-4	0-2	0-0	1 1 2	0 1	2	0	1	1	0	1	-5
14	Dre Davis	F 29:15	1-5	0-0	4-4	2 4 6	1 4	6	2	2	0	0	3	7
24	Joey Lyn Withers	F 20:00	2-5	0-0	2-2	3 4 7	3 1	6	1	0	1	2	2	9
1	Carlik Jones	G 38:36	5-17	0-4	2-2	1 5 6	3 2	12	8	1	0	0	2	16
13	David Johnson	G 38:11	9-20	6-11	0-0	2 8 10	1 0	24	0	3	2	1	0	15
10	Samuel Williamson	30:32	8-13	1-1	3-6	7 11 18	0 5	20	1	1	0	0	0	23
21	Charles Minlend	07:34	0-2	0-1	0-0	0 1 1	1 1	0	0	0	0	0	0	8
12	JJ Traynor	03:45	0-0	0-0	0-0	0 0 0	1 0	0	0	0	0	0	0	0
23	Gabe Wznitzer	16:15	2-6	0-0	0-3	4 2 6	3 2	4	0	0	0	0	3	7
Team						0 0 0		0		1				
Totals			28-72	7-19	11-17	20 36 56	13 16	74	13	9	4	3	11	16

Technical Fouls: NONE

	GIT	LOU
Biggest lead	7 (1 st 13:43)	20 (2 nd 9:03)
Best Scoring Run	10 (1 st 13:43)	10 (2 nd 14:52)
Lead Changes	10	
Times Tied	5	
Time with Lead	08:24	28:06

Points from Turnovers	GIT	LOU
Paint	22	24
Second Chance	9	20
Fast Breaks	10	0
Bench	8	24

Period by Period Scoring			
	1st	2nd	TOT
GIT	27	31	58
LOU	33	41	74

Official Basketball Box Score - Final
Notre Dame at Georgia Tech
 02/06/21 McCamish Pavilion, Atlanta, GA
 2020-21 Men's Basketball

Game Time: 8:00 PM
 Game Duration: 1:51
 Attendance: 1,200

Officials: Bill Covington, Jr., A.J. Dessai, Raymie Symon

Notre Dame - 80

Record: 7-10 (4-7)

NO.	Name	Min	FG M-A	3P M-A	FT M-A	Rebounds OR DR TOT	Fouls PF FO	TP	AS	TO	ST	Blocks		+/-
												BS	BA	
11	Juwan Durham	F 25:14	8-9	0-0	2-3	2 5 7	1 4	18	3	3	0	1	0	-10
14	Nate Laszewski	F 34:40	11-13	4-6	1-2	1 2 3	0 3	27	1	1	0	2	0	0
2	Trey Wertz	G 18:15	0-4	0-1	0-0	0 0 0	0 0	0	0	0	0	0	1	-7
3	Prentiss Hubb	G 40:00	6-15	2-6	1-2	0 3 3	1 2	15	0	5	2	1	1	-2
23	Dane Goodwin	G 37:36	4-6	1-2	4-4	0 3 3	1 2	13	3	0	1	0	0	-5
13	Nikola Djogo	F 17:15	1-2	0-1	0-0	0 2 2	3 0	2	0	0	1	0	0	4
5	Cormac Ryan	27:00	2-5	0-2	1-2	0 6 6	3 5	5	3	2	1	0	0	10
Team						2 0 2		0	0					
Totals			32-54	7-18	9-13	5 21 26	9 16	80	20	11	5	4	2	-2

Shooting By Period		
1 st	FG%	19-29 65.5%
	3PT%	6-13 46.2%
	FT%	6-7 85.7%
2 nd	FG%	13-25 52.0%
	3PT%	1-5 20.0%
	FT%	3-6 50%
GM	FG%	32-54 59.3%
	3PT%	7-18 38.9%
	FT%	9-13 69.2%

Dead Ball Rebounds: 0

Technical Fouls: NONE

Georgia Tech - 82

Record: 9-6 (5-4)

NO.	Name	Min	FG M-A	3P M-A	FT M-A	Rebounds OR DR TOT	Fouls PF FO	TP	AS	TO	ST	Blocks		+/-
												BS	BA	
4	Jordan Usher	F 27:13	7-12	0-2	2-2	0 1 1	4 1	16	2	5	0	1	1	-7
5	Moses Wright	F 33:55	6-14	0-0	0-0	5 3 8	1 0	12	0	1	0	1	1	2
0	Michael Devoe	G 34:04	7-9	3-4	2-4	0 2 2	2 3	19	2	1	0	0	0	5
3	Bubba Parham	G 31:24	3-6	1-3	1-1	0 3 3	3 3	8	5	0	1	0	1	5
10	Jose Alvarado	G 40:00	8-13	3-4	0-0	0 6 6	3 1	19	5	1	6	0	1	2
12	Khalid Moore	14:09	2-3	0-0	0-2	0 3 3	1 1	4	0	1	1	0	0	-2
1	Kyle Sturdivant	12:23	2-3	0-1	0-0	0 1 1	1 0	4	0	0	0	0	0	5
24	Rodney Howard	06:52	0-0	0-0	0-0	0 1 1	1 0	0	1	0	0	0	0	0
Team						1 1 2		0	0					
Totals			35-60	7-14	5-9	6 21 27	16 9	82	15	9	9	2	4	2

Shooting By Period		
1 st	FG%	15-28 53.6%
	3PT%	3-8 37.5%
	FT%	2-4 50%
2 nd	FG%	20-32 62.5%
	3PT%	4-6 66.7%
	FT%	3-5 60%
GM	FG%	35-60 58.3%
	3PT%	7-14 50.0%
	FT%	5-9 55.6%

Dead Ball Rebounds: 2

Technical Fouls: NONE

		ND	Georgia Tech
Biggest lead	17 (1 st 6:47)	3 (2 nd 1:25)	
Best Scoring Run	14 (1 st 14:00)	9 (2 nd 12:38)	
Lead Changes	6		
Times Tied	3		
Time with Lead	35:16	03:19	

		Points from Turnovers	15	Georgia Tech
Paint		48	48	
Second Chance		7	6	
Fast Breaks		10	22	
Bench		7	8	

Period by Period Scoring			
ND	50	30	80
1st	2nd	TOT	
Georgia Tech	35	47	82

2020-21 BOX SCORES

Official Basketball Box Score - Final
Georgia Tech at Clemson
02/12/21 Littlejohn Coliseum, Clemson
2020-21 Clemson Men's Basketball

Game Time: 8:00 PM
Game Duration: 2:07
Attendance: 1,876

Officials: Ted Valentine, AJ Desai, Tony Henderson

Georgia Tech - 72

Record: 9-8 (5-6)

NO. Name	Min	FG M-A	3P M-A	FT M-A	Rebounds OR DR TOT	Fouls PF FO	TP	AS	TO	ST	Blocks BS BA	+/-
4 Jordan Usher	F 37:13	5-9	1-3	1-3	1 5 6	1 2	12	2	3	2	1 0	3
5 Moses Wright	F 29:37	6-7	0-0	3-3	2 3 5	4 4	15	1	2	1	4 1	-4
0 Michael Devoe	G 39:37	7-12	1-3	8-8	0 2 2	2 6	23	6	3	5	0 0	-2
3 Bubba Parham	G 38:36	4-9	1-5	3-3	0 3 3	4 1	12	1	2	1	0 0	-2
10 Jose Alvarado	G 36:54	3-11	2-7	0-2	1 3 4	0 2	8	0	1	0	0 1	-7
12 Khalid Moore	06:02	0-1	0-1	0-0	0 1 1	2 0	0	0	0	1	0 0	-2
24 Rodney Howard	07:08	0-0	0-0	0-0	0 0 0	3 0	0	0	0	0	0 0	5
1 Kyle Sturdivant	04:53	1-1	0-0	0-0	0 3 3	1 0	2	0	0	0	0 0	5
Team					0 0 0							
Totals		26-50	5-19	15-19	4 20 24	17 15	72	10	13	9	5 2	-2

Shooting By Period	
1st FG%	11-24 45.8%
3PT%	1-8 12.5%
FT%	7-7 100%
2nd FG%	15-26 57.7%
3PT%	4-11 36.4%
FT%	8-12 66.7%
GM FG%	26-50 52.0%
3PT%	5-19 26.3%
FT%	15-19 78.9%
Dead Ball Rebounds: 2.0	

Technical Fouls: Coach 2nd 16-41

Clemson - 74

Record: 13-5 (7-5)

NO. Name	Min	FG M-A	3P M-A	FT M-A	Rebounds OR DR TOT	Fouls PF FO	TP	AS	TO	ST	Blocks BS BA	+/-
5 Hunter Tyson	F 13:28	1-4	0-1	2-2	1 1 2	0 0	4	0	1	0	0 0	3
25 Aamir Simms	F 32:59	9-16	3-4	4-5	1 2 3	3 6	25	3	2	1	1 3	2
0 Clyde Trapp	G 31:38	2-7	2-4	0-0	0 8 8	4 0	6	3	3	1	0 0	-1
4 Nick Honor	G 35:30	5-7	2-2	0-0	0 1 1	2 0	12	3	1	2	0 1	6
12 Alex Hemenway	G 14:45	0-3	0-0	2-2	0 2 2	1 2	0	1	0	1	0 0	-2
10 Olivier-Maxence Prosper	13:35	1-2	1-1	2-2	1 1 2	0 1	5	1	0	0	0 0	-1
3 Chase Hunter	08:50	0-1	0-0	1-1	1 2 1	0 0	1	1	0	0	0 0	1
2 Al-Amir Dawes	24:07	3-7	1-4	1-2	0 2 2	1 3	8	1	3	0	0 0	1
24 PJ Hall	06:12	0-0	0-0	2-2	1 0 1	0 1	2	0	1	0	0 0	-1
15 John Newman III	07:05	1-3	0-1	0-0	0 1 1	0 3	2	0	0	0	0 0	-1
1 Jonathan Baehre	11:51	2-2	0-0	4-4	1 1 2	2 2	8	1	0	0	1 0	3
Team					3 2 5							
Totals		24-52	9-18	17-19	9 22 31	15 17	74	13	16	4	2 5	2

Shooting By Period	
1st FG%	8-24 33.3%
3PT%	2-9 22.2%
FT%	8-9 88.9%
2nd FG%	16-28 57.1%
3PT%	7-9 77.8%
FT%	9-10 90%
GM FG%	24-52 46.2%
3PT%	9-18 50.0%
FT%	17-19 89.5%
Dead Ball Rebounds: 1.0	

Technical Fouls: NONE

	GAT	CLE
Biggest lead	9 (1 st 5:01)	3 (2 nd 11:29)
Best Scoring Run	6 (1 st 14:49)	6 (2 nd 11:29)
Lead Changes	11	
Times Tied	8	
Time with Lead	30:33	04:49

Points from	GAT	CLE
Turnovers	21	15
Paint	34	28
Second Chance	2	4
Fast Breaks	10	2
Bench	2	25

Period by Period Scoring			
	1st	2nd	TOT
GAT	30	42	72
CLE	26	48	74



2020-21 Georgia Tech Men's Basketball
Points-rebounds-assists
All games

Page 1/1
as of Feb 24, 2021

Opponent	Date	Score		0 DEVOE,MICH	1 STURDIVANT	2 GIGIBERIA,	3 PARHAM,BUB	4 USHER,JORD	5 WRIGHT,MOS	10 ALVARADO,J	11 MAXWELL,TR	12 MOORE,KHAL	13 BOYD,COLEM	14 DIDENKO,DA
GSU	11/25/2020	120-123	Lot4	24-13-3	0-0-0	0-2-0	16-5-2	15-10-1	31-19-2	29-10-4	DNP	5-5-0	DNP	DNP
Mercer	11/27/2020	73-83	L	14-5-3	0-2-1	DNP	12-2-1	11-8-3	20-5-1	8-3-7	DNP	2-2-0	DNP	DNP
vs UK	12/06/2020	79-62	W	0-3-5	15-2-3	DNP	17-2-5	12-2-3	21-7-2	10-3-1	DNP	4-0-1	DNP	DNP
at Nebr	12/09/2020	75-64	W	12-3-0	2-5-1	DNP	7-4-2	6-3-3	13-8-4	24-1-3	DNP	11-8-0	DNP	DNP
at FSU	12/15/2020	61-74	L	21-5-0	5-1-2	0-0-0	0-2-1	12-4-3	12-2-0	7-1-1	DNP	4-5-4	DNP	DNP
FAMU	12/18/2020	74-64	W	15-4-8	0-0-1	2-4-0	13-8-3	6-6-2	24-7-0	11-2-4	DNP	3-4-0	DNP	DNP
DSU	12/20/2020	97-69	W	5-5-5	4-2-2	2-6-1	5-3-1	10-5-6	16-4-3	29-2-5	3-0-0	11-3-1	0-0-0	0-1-0
UNC	12/30/2020	72-67	W	20-2-4	0-0-0	DNP	9-4-3	14-1-2	8-6-1	20-7-7	DNP	1-3-1	DNP	DNP
Wake	01/03/2021	70-54	W	17-4-1	7-1-0	0-1-0	8-3-3	1-8-5	8-6-5	25-4-2	DNP	4-3-1	DNP	0-0-0
Clem	01/20/2021	83-65	W	22-4-6	7-1-2	3-0-0	1-2-3	21-4-3	21-3-3	8-4-4	DNP	DNP	0-0-0	0-0-0
at UVa	01/23/2021	62-64	L	3-2-1	0-1-0	DNP	3-5-0	19-6-1	13-4-2	20-1-8	DNP	4-2-0	DNP	DNP
at Duke	01/26/2021	68-75	L	4-3-1	2-1-2	DNP	6-1-0	9-2-1	12-14-6	26-4-5	DNP	9-2-0	DNP	DNP
FSU	01/30/2021	76-65	W	19-8-5	4-0-1	DNP	DNP	7-4-3	23-7-2	21-2-6	DNP	2-3-1	DNP	DNP
at LOU	02/01/2021	58-74	L	17-9-2	5-0-1	DNP	3-1-0	11-2-2	15-16-3	7-5-4	DNP	0-0-1	DNP	DNP
ND	02/06/2021	82-80	W	19-2-2	4-1-0	DNP	8-3-5	16-1-2	12-8-0	19-6-5	DNP	4-3-0	DNP	DNP
UVa	02/10/2021	49-57	L	2-3-3	1-0-1	DNP	5-3-0	12-3-4	8-6-1	18-3-2	DNP	3-0-0	DNP	DNP
at Clem	02/12/2021	72-74	L	23-2-6	2-3-0	DNP	12-3-1	12-6-2	15-5-1	8-4-0	DNP	0-1-0	DNP	DNP
Pitt	02/14/2021	71-65	W	13-3-3	2-2-3	DNP	11-2-0	2-2-2	24-4-2	12-7-5	DNP	7-1-1	DNP	DNP
at Miami	02/20/2021	87-60	W	29-2-0	5-1-2	2-0-1	3-1-3	8-5-4	14-12-3	16-2-6	DNP	2-4-2	DNP	0-1-0
at Hokies	02/23/2021	69-53	W	12-2-4	3-0-0	0-1-0	3-0-0	6-0-3	26-10-3	13-3-3	DNP	6-5-1	DNP	0-0-0

Opponent	Date	Score		23 MEKA,JORDA	24 HOWARD,ROD	34 BROADWAY,N	35 JAMES,JEHL	45 MEDLOCK,SH	55 RICE,MALAC
GSU	11/25/2020	120-123	Lot4	DNP	0-1-0	DNP	DNP	DNP	DNP
Mercer	11/27/2020	73-83	L	0-1-0	6-4-0	DNP	DNP	DNP	DNP
vs UK	12/06/2020	79-62	W	DNP	DNP	DNP	DNP	DNP	DNP
at Nebr	12/09/2020	75-64	W	DNP	DNP	DNP	DNP	DNP	DNP
at FSU	12/15/2020	61-74	L	DNP	DNP	DNP	DNP	DNP	DNP
FAMU	12/18/2020	74-64	W	DNP	0-0-0	DNP	DNP	DNP	DNP
DSU	12/20/2020	97-69	W	DNP	7-1-0	0-0-0	0-1-0	2-0-0	3-0-1
UNC	12/30/2020	72-67	W	DNP	0-0-0	DNP	DNP	DNP	DNP
Wake	01/03/2021	70-54	W	DNP	0-1-0	DNP	DNP	DNP	DNP
Clem	01/20/2021	83-65	W	DNP	0-0-0	0-0-0	0-0-0	0-0-0	DNP
at UVa	01/23/2021	62-64	L	DNP	DNP	DNP	DNP	DNP	DNP
at Duke	01/26/2021	68-75	L	DNP	DNP	DNP	DNP	DNP	DNP
FSU	01/30/2021	76-65	W	DNP	0-2-1	DNP	DNP	DNP	DNP
at LOU	02/01/2021	58-74	L	DNP	0-4-0	DNP	DNP	DNP	DNP
ND	02/06/2021	82-80	W	DNP	0-1-1	DNP	DNP	DNP	DNP
UVa	02/10/2021	49-57	L	DNP	DNP	DNP	DNP	DNP	DNP
at Clem	02/12/2021	72-74	L	DNP	0-0-0	DNP	DNP	DNP	DNP
Pitt	02/14/2021	71-65	W	DNP	0-0-0	DNP	DNP	DNP	DNP
at Miami	02/20/2021	87-60	W	DNP	8-3-1	DNP	0-3-0	DNP	DNP
at Hokies	02/23/2021	69-53	W	DNP	0-0-0	DNP	0-0-0	DNP	DNP



**2020-21 Georgia Tech Men's Basketball
Team Game-by-Game
All games**

Page 1/1
as of Feb 24, 2021

				Total		3-Pointers		Free throws		Rebounds											
Opponent	Date	Score		FG-FGA	PCT	3FG-FGA	PCT	FT-FTA	PCT	OFF	DEF	TOT	AVG	PF	A	TO	BLK	STL	PTS	AVG	
Georgia St.	11/25/2020	120-123	Lot4	36-98	.367	7-32	.219	41-59	.695	33	37	70	70.0	29	12	22	4	12	120	120.0	
Mercer	11/27/2020	73-83	L	28-61	.459	8-24	.333	9-11	.818	8	27	35	52.5	15	16	15	1	5	73	96.5	
vs Kentucky	12/06/2020	79-62	W	31-60	.517	8-21	.381	9-11	.818	4	19	23	42.7	14	20	6	5	15	79	90.7	
at Nebraska	12/09/2020	75-64	W	26-58	.448	8-25	.320	15-20	.750	8	26	34	40.5	19	13	9	2	8	75	86.8	
at Florida St.	12/15/2020	61-74	L	22-51	.431	5-20	.250	12-15	.800	6	17	23	37.0	17	11	12	2	7	61	81.6	
Florida A&M	12/18/2020	74-64	W	27-57	.474	9-22	.409	11-16	.688	12	26	38	37.2	12	18	10	3	4	74	80.3	
Delaware St.	12/20/2020	97-69	W	33-60	.550	9-23	.391	22-28	.786	6	29	35	36.9	19	25	9	2	9	97	82.7	
North Carolina	12/30/2020	72-67	W	27-51	.529	10-22	.455	8-16	.500	2	23	25	35.4	17	18	13	2	11	72	81.4	
Wake Forest	01/03/2021	70-54	W	26-52	.500	9-26	.346	9-14	.643	3	28	31	34.9	13	17	14	4	11	70	80.1	
Clemson	01/20/2021	83-65	W	31-54	.574	16-27	.593	5-8	.625	5	14	19	33.3	13	21	10	2	11	83	80.4	
at Virginia	01/23/2021	62-64	L	24-53	.453	9-15	.600	5-6	.833	3	22	25	32.5	11	12	6	8	8	62	78.7	
at Duke	01/26/2021	68-75	L	28-64	.438	8-24	.333	4-5	.800	5	23	28	32.2	17	15	11	5	8	68	77.8	
Florida St.	01/30/2021	76-65	W	25-57	.439	7-24	.292	19-25	.760	10	19	29	31.9	17	19	14	3	14	76	77.7	
at Louisville	02/01/2021	58-74	L	22-68	.324	8-27	.296	6-9	.667	12	27	39	32.4	16	13	8	11	5	58	76.3	
Notre Dame	02/06/2021	82-80	W	35-60	.583	7-14	.500	5-9	.556	6	21	27	32.1	16	15	9	2	9	82	76.7	
Virginia	02/10/2021	49-57	L	18-50	.360	4-21	.190	9-11	.818	3	18	21	31.4	9	11	8	2	6	49	74.9	
at Clemson	02/12/2021	72-74	L	26-50	.520	5-19	.263	15-19	.789	4	20	24	30.9	17	10	13	5	9	72	74.8	
Pittsburgh	02/14/2021	71-65	W	22-47	.468	6-18	.333	21-23	.913	5	19	24	30.6	12	16	13	2	9	71	74.6	
at Miami (FL)	02/20/2021	87-60	W	36-63	.571	11-26	.423	4-4	1.000	8	27	35	30.8	16	22	11	1	10	87	75.2	
at Virginia Tech	02/23/2021	69-53	W	26-50	.520	8-20	.400	9-14	.643	7	16	23	30.4	12	14	7	3	9	69	74.9	
Total		1498		549-1164	.472	162-450	.360	238-323	.737	150	458	608	30.4	311	318	220	69	180	1498	74.9	
Opponents		1392		511-1121	.456	144-388	.371	226-317	.713	192	500	692	34.6	298	288	311	57	106	1392	69.6	

Georgia Tech Averages

Games Played	Points/game	FG Pct	3FG Pct	FT Pct	Rebounds/game	Assists/game	Turnovers/game	Assist/Turnover ratio	Steals/game	Blocks/game
20	74.9	47.2	36.0	73.7	30.4	15.9	11.0	1.4	9.0	3.5



2020-21 Georgia Tech Men's Basketball Opponents Game-by-Game All games

Page 1/1
as of Feb 24, 2021

				Total		3-Pointers		Free throws		Rebounds											
Opponent	Date	Score		FG-FGA	PCT	3FG-FGA	PCT	FT-FTA	PCT	OFF	DEF	TOT	AVG	PF	A	TO	BLK	STL	PTS	AVG	
Georgia St.	11/25/2020	120-123	Lot4	46-95	.484	10-30	.333	21-38	.553	22	36	58	58.0	36	16	20	9	8	123	123.0	
Mercer	11/27/2020	73-83	L	27-61	.443	12-25	.480	17-18	.944	7	26	33	45.5	11	22	10	4	8	83	103.0	
vs Kentucky	12/06/2020	79-62	W	22-49	.449	8-20	.400	10-11	.909	6	22	28	39.7	13	16	21	1	4	62	89.3	
at Nebraska	12/09/2020	75-64	W	23-61	.377	8-23	.348	10-15	.667	15	27	42	40.3	19	14	16	1	3	64	83.0	
at Florida St.	12/15/2020	61-74	L	27-51	.529	8-17	.471	12-16	.750	7	22	29	38.0	15	13	13	1	6	74	81.2	
Florida A&M	12/18/2020	74-64	W	24-55	.436	7-17	.412	9-13	.692	6	22	28	36.3	13	9	9	0	4	64	78.3	
Delaware St.	12/20/2020	97-69	W	23-53	.434	8-26	.308	15-21	.714	6	24	30	35.4	22	12	20	1	4	69	77.0	
North Carolina	12/30/2020	72-67	W	25-56	.446	8-20	.400	9-14	.643	10	27	37	35.6	19	17	18	2	7	67	75.8	
Wake Forest	01/03/2021	70-54	W	22-53	.415	3-20	.150	7-11	.636	6	25	31	35.1	10	10	18	0	9	54	73.3	
Clemson	01/20/2021	83-65	W	25-48	.521	9-18	.500	6-7	.857	9	19	28	34.4	15	16	20	3	6	65	72.5	
at Virginia	01/23/2021	62-64	L	25-52	.481	8-18	.444	6-7	.857	6	26	32	34.2	8	14	9	7	2	64	71.7	
at Duke	01/26/2021	68-75	L	26-58	.448	5-16	.313	18-22	.818	11	32	43	34.9	10	16	14	3	8	75	72.0	
Florida St.	01/30/2021	76-65	W	24-56	.429	3-14	.214	14-23	.609	15	24	39	35.2	22	15	21	3	9	65	71.5	
at Louisville	02/01/2021	58-74	L	28-72	.389	7-19	.368	11-17	.647	20	36	56	36.7	13	13	9	3	4	74	71.6	
Notre Dame	02/06/2021	82-80	W	32-54	.593	7-18	.389	9-13	.692	5	21	26	36.0	9	20	11	4	5	80	72.2	
Virginia	02/10/2021	49-57	L	24-49	.490	7-20	.350	2-2	1.000	5	30	35	35.9	9	16	17	7	2	57	71.3	
at Clemson	02/12/2021	72-74	L	24-52	.462	9-18	.500	17-19	.895	9	22	31	35.6	15	13	16	2	4	74	71.4	
Pittsburgh	02/14/2021	71-65	W	25-49	.510	7-18	.389	8-15	.533	8	21	29	35.3	19	14	18	1	8	65	71.1	
at Miami (FL)	02/20/2021	87-60	W	20-51	.392	5-17	.294	15-21	.714	7	19	26	34.8	5	10	15	2	4	60	70.5	
at Virginia Tech	02/23/2021	69-53	W	19-46	.413	5-14	.357	10-14	.714	12	19	31	34.6	15	12	16	3	1	53	69.6	
Total		1392		511-1121	.456	144-388	.371	226-317	.713	192	500	692	34.6	298	288	311	57	106	1392	69.6	
Georgia Tech		1498		549-1164	.472	162-450	.360	238-323	.737	150	458	608	30.4	311	318	220	69	180	1498	74.9	

Opponents Averages

Games Played	Points/game	FG Pct	3FG Pct	FT Pct	Rebounds/game	Assists/game	Turnovers/game	Assist/Turnover ratio	Steals/game	Blocks/game
20	69.6	45.6	37.1	71.3	34.6	14.4	15.6	0.9	5.3	2.9



**2020-21 Georgia Tech Men's Basketball
Individual Game-by-Game
All games**

Page 1/17
as of Feb 24, 2021

#0 DEVOE, Michael

Opponent	Date	GS	MIN	Total		3-Pointers		Free throws		Rebounds				PF	A	T/O	BLK	STL	PTS	AVG
				FG-FGA	PCT	3FG-3FGA	PCT	FT-FTA	PCT	OFF	DEF	TOT	AVG							
Georgia St.	11/25/2020	*	47:36	9-25	.360	3-12	.250	3-4	.750	5	8	13	13.0	3	3	8	0	0	24	24.0
Mercer	11/27/2020	*	34:15	4-9	.444	2-4	.500	4-5	.800	1	4	5	9.0	4	3	3	0	0	14	19.0
vs Kentucky	12/06/2020	*	31:18	0-6	.000	0-3	.000	0-0	.000	0	3	3	7.0	0	5	1	0	3	0	12.7
at Nebraska	12/09/2020	*	23:19	4-9	.444	2-6	.333	2-2	1.000	0	3	3	6.0	2	0	4	0	1	12	12.5
at Florida St.	12/15/2020	*	34:38	7-15	.467	2-6	.333	5-6	.833	1	4	5	5.8	2	0	4	0	0	21	14.2
Florida A&M	12/18/2020	*	37:33	6-11	.545	2-4	.500	1-2	.500	0	4	4	5.5	1	8	3	1	1	15	14.3
Delaware St.	12/20/2020	*	24:30	2-5	.400	1-3	.333	0-0	.000	1	4	5	5.4	3	5	1	0	1	5	13.0
North Carolina	12/30/2020	*	37:00	7-11	.636	4-7	.571	2-4	.500	0	2	2	5.0	0	4	5	0	0	20	13.9
Wake Forest	01/03/2021	*	32:46	6-14	.429	4-10	.400	1-2	.500	0	4	4	4.9	1	1	4	0	2	17	14.2
Clemson	01/20/2021	*	37:07	8-12	.667	6-7	.857	0-0	.000	0	4	4	4.8	2	6	1	0	3	22	15.0
at Virginia	01/23/2021	*	26:14	1-8	.125	1-3	.333	0-0	.000	0	2	2	4.5	1	1	1	0	0	3	13.9
at Duke	01/26/2021	*	22:49	2-9	.222	0-3	.000	0-0	.000	0	3	3	4.4	2	1	2	0	1	4	13.1
Florida St.	01/30/2021	*	40:00	4-12	.333	3-7	.429	8-12	.667	3	5	8	4.7	2	5	3	0	1	19	13.5
at Louisville	02/01/2021	*	36:20	6-15	.400	3-6	.500	2-2	1.000	3	6	9	5.0	4	2	2	1	0	17	13.8
Notre Dame	02/06/2021	*	34:04	7-9	.778	3-4	.750	2-4	.500	0	2	2	4.8	2	2	1	0	1	19	14.1
Virginia	02/10/2021	*	34:29	1-10	.100	0-5	.000	0-0	.000	0	3	3	4.7	0	3	2	1	0	2	13.4
at Clemson	02/12/2021	*	39:37	7-12	.583	1-3	.333	8-8	1.000	0	2	2	4.5	2	6	3	0	5	23	13.9
Pittsburgh	02/14/2021	*	36:17	3-7	.429	1-4	.250	6-6	1.000	0	3	3	4.4	0	3	1	0	1	13	13.9
at Miami (FL)	02/20/2021	*	29:18	11-16	.688	7-11	.636	0-0	.000	2	0	2	4.3	1	0	3	0	2	29	14.7
at Virginia Tech	02/23/2021	*	36:32	5-14	.357	1-6	.167	1-2	.500	0	2	2	4.2	2	4	2	1	1	12	14.6
Totals		20	675:42	100-229	.437	46-114	.404	45-59	.763	16	68	84	4.2	34	62	54	4	23	291	14.6

Player Averages

Games Played	Minutes/ game	Points/ game	FG Pct	3FG Pct	FT Pct	Rebounds/ game	Assists/ game	Turnovers/ game	Assist/Turnover ratio	Steals/ game	Blocks/ game
20	33.8	14.6	43.7	40.4	76.3	4.2	3.1	2.7	1.1	1.2	0.2



**2020-21 Georgia Tech Men's Basketball
Individual Game-by-Game
All games**

Page 2/17
as of Feb 24, 2021

#1 STURDIVANT, Kyle

Opponent	Date	GS	MIN	Total		3-Pointers		Free throws		Rebounds				PF	A	T/O	BLK	STL	PTS	AVG
				FG-FGA	PCT	3FG-3FGA	PCT	FT-FTA	PCT	OFF	DEF	TOT	AVG							
Georgia St.	11/25/2020		01:31	0-0	.000	0-0	.000	0-0	.000	0	0	0	0.0	0	0	0	0	0	0	0.0
Mercer	11/27/2020		09:41	0-2	.000	0-1	.000	0-0	.000	1	1	2	1.0	1	1	0	0	0	0	0.0
vs Kentucky	12/06/2020		21:14	5-6	.833	1-2	.500	4-4	1.000	0	2	2	1.3	0	3	1	0	1	15	5.0
at Nebraska	12/09/2020		29:43	1-6	.167	0-2	.000	0-2	.000	0	5	5	2.3	4	1	2	0	0	2	4.3
at Florida St.	12/15/2020		22:36	2-5	.400	0-1	.000	1-1	1.000	0	1	1	2.0	2	2	1	1	0	5	4.4
Florida A&M	12/18/2020		05:14	0-0	.000	0-0	.000	0-0	.000	0	0	0	1.7	0	1	0	0	0	0	3.7
Delaware St.	12/20/2020		15:14	1-4	.250	0-1	.000	2-3	.667	0	2	2	1.7	2	2	1	0	0	4	3.7
North Carolina	12/30/2020		01:25	0-0	.000	0-0	.000	0-0	.000	0	0	0	1.5	0	0	0	0	0	0	3.3
Wake Forest	01/03/2021		11:29	3-5	.600	1-2	.500	0-0	.000	0	1	1	1.4	1	0	1	0	1	7	3.7
Clemson	01/20/2021		16:25	2-4	.500	1-2	.500	2-2	1.000	0	1	1	1.4	0	2	2	0	0	7	4.0
at Virginia	01/23/2021		07:56	0-1	.000	0-0	.000	0-0	.000	0	1	1	1.4	1	0	1	0	0	0	3.6
at Duke	01/26/2021		10:25	1-3	.333	0-0	.000	0-0	.000	0	1	1	1.3	2	2	0	0	0	2	3.5
Florida St.	01/30/2021		15:18	2-3	.667	0-0	.000	0-0	.000	0	0	0	1.2	1	1	2	0	0	4	3.5
at Louisville	02/01/2021		14:48	2-4	.500	0-1	.000	1-1	1.000	0	0	0	1.1	2	1	0	0	1	5	3.6
Notre Dame	02/06/2021		12:23	2-3	.667	0-1	.000	0-0	.000	0	1	1	1.1	1	0	0	0	0	4	3.7
Virginia	02/10/2021		10:33	0-0	.000	0-0	.000	1-2	.500	0	0	0	1.1	1	1	0	0	0	1	3.5
at Clemson	02/12/2021		04:53	1-1	1.000	0-0	.000	0-0	.000	0	3	3	1.2	1	0	0	0	0	2	3.4
Pittsburgh	02/14/2021		10:08	1-4	.250	0-1	.000	0-0	.000	0	2	2	1.2	0	3	1	0	0	2	3.3
at Miami (FL)	02/20/2021		14:30	2-5	.400	1-2	.500	0-0	.000	0	1	1	1.2	1	2	2	0	0	5	3.4
at Virginia Tech	02/23/2021		07:38	1-3	.333	1-2	.500	0-0	.000	0	0	0	1.2	0	0	0	0	0	3	3.4
Totals		0	243:03	26-59	.441	5-18	.278	11-15	.733	1	22	23	1.2	20	22	14	1	3	68	3.4

Player Averages

Games Played	Minutes/game	Points/game	FG Pct	3FG Pct	FT Pct	Rebounds/game	Assists/game	Turnovers/game	Assist/Turnover ratio	Steals/game	Blocks/game
20	12.2	3.4	44.1	27.8	73.3	1.2	1.1	0.7	1.6	0.2	0.1



2020-21 Georgia Tech Men's Basketball
Individual Game-by-Game
All games

Page 3/17
as of Feb 24, 2021

#2 GIGIBERIA, Saba

Opponent	Date	GS	MIN	Total		3-Pointers		Free throws		Rebounds				PF	A	T/O	BLK	STL	PTS	AVG
				FG-FGA	PCT	3FG-3FGA	PCT	FT-FTA	PCT	OFF	DEF	TOT	AVG							
Georgia St.	11/25/2020		05:23	0-0	.000	0-0	.000	0-0	.000	1	1	2	2.0	1	0	0	0	0	0	0.0
at Florida St.	12/15/2020		01:54	0-0	.000	0-0	.000	0-0	.000	0	0	0	1.0	1	0	0	0	0	0	0.0
Florida A&M	12/18/2020		05:35	1-2	.500	0-0	.000	0-0	.000	2	2	4	2.0	4	0	1	0	0	2	0.7
Delaware St.	12/20/2020		10:01	1-6	.167	0-1	.000	0-1	.000	1	5	6	3.0	2	1	0	0	0	2	1.0
Wake Forest	01/03/2021		02:55	0-0	.000	0-0	.000	0-0	.000	0	1	1	2.6	0	0	0	0	0	0	0.8
Clemson	01/20/2021		01:14	1-1	1.000	1-1	1.000	0-0	.000	0	0	0	2.2	1	0	1	0	0	3	1.2
at Miami (FL)	02/20/2021		04:52	1-2	.500	0-0	.000	0-0	.000	0	0	0	1.9	1	1	0	0	0	2	1.3
at Virginia Tech	02/23/2021		00:53	0-0	.000	0-0	.000	0-0	.000	0	1	1	1.8	0	0	0	0	0	0	1.1
Totals		0	32:47	4-11	.364	1-2	.500	0-1	.000	4	10	14	1.8	10	2	2	0	0	9	1.1

Player Averages

Games Played	Minutes/game	Points/game	FG Pct	3FG Pct	FT Pct	Rebounds/game	Assists/game	Turnovers/game	Assist/Turnover ratio	Steals/game	Blocks/game
8	4.1	1.1	36.4	50.0	0.0	1.8	0.3	0.3	1.0	0.0	0.0



**2020-21 Georgia Tech Men's Basketball
Individual Game-by-Game
All games**

Page 4/17
as of Feb 24, 2021

#3 PARHAM, Bubba

Opponent	Date	GS	MIN	Total		3-Pointers		Free throws		Rebounds				PF	A	T/O	BLK	STL	PTS	AVG
				FG-FGA	PCT	3FG-3FGA	PCT	FT-FTA	PCT	OFF	DEF	TOT	AVG							
Georgia St.	11/25/2020		46:44	6-13	.462	1-6	.167	3-5	.600	1	4	5	5.0	3	2	1	0	1	16	16.0
Mercer	11/27/2020		28:07	4-9	.444	2-6	.333	2-2	1.000	1	1	2	3.5	4	1	1	0	2	12	14.0
vs Kentucky	12/06/2020	*	35:59	7-10	.700	3-6	.500	0-0	.000	0	2	2	3.0	2	5	0	0	1	17	15.0
at Nebraska	12/09/2020	*	37:43	1-9	.111	1-8	.125	4-5	.800	1	3	4	3.3	4	2	0	0	3	7	13.0
at Florida St.	12/15/2020	*	16:48	0-2	.000	0-2	.000	0-0	.000	0	2	2	3.0	1	1	1	0	1	0	10.4
Florida A&M	12/18/2020	*	35:40	5-11	.455	3-7	.429	0-0	.000	3	5	8	3.8	2	3	0	0	0	13	10.8
Delaware St.	12/20/2020	*	19:51	1-6	.167	1-4	.250	2-2	1.000	1	2	3	3.7	2	1	0	0	0	5	10.0
North Carolina	12/30/2020	*	27:08	3-4	.750	3-4	.750	0-1	.000	0	4	4	3.8	3	3	1	0	2	9	9.9
Wake Forest	01/03/2021	*	30:28	3-6	.500	2-5	.400	0-0	.000	1	2	3	3.7	4	3	2	0	2	8	9.7
Clemson	01/20/2021	*	38:47	0-3	.000	0-2	.000	1-2	.500	1	1	2	3.5	3	3	0	0	0	1	8.8
at Virginia	01/23/2021	*	40:00	1-2	.500	1-1	1.000	0-0	.000	0	5	5	3.6	2	0	0	0	1	3	8.3
at Duke	01/26/2021	*	25:45	2-4	.500	2-4	.500	0-0	.000	0	1	1	3.4	4	0	0	0	0	6	8.1
at Louisville	02/01/2021		10:50	1-3	.333	1-2	.500	0-0	.000	0	1	1	3.2	0	0	0	0	0	3	7.7
Notre Dame	02/06/2021	*	31:24	3-6	.500	1-3	.333	1-1	1.000	0	3	3	3.2	3	5	0	0	1	8	7.7
Virginia	02/10/2021	*	34:58	1-4	.250	1-3	.333	2-2	1.000	0	3	3	3.2	2	0	0	0	3	5	7.5
at Clemson	02/12/2021	*	38:36	4-9	.444	1-5	.200	3-3	1.000	0	3	3	3.2	4	1	2	0	1	12	7.8
Pittsburgh	02/14/2021		20:31	3-8	.375	3-6	.500	2-2	1.000	1	1	2	3.1	2	0	0	0	1	11	8.0
at Miami (FL)	02/20/2021		21:58	1-5	.200	1-5	.200	0-0	.000	0	1	1	3.0	1	3	0	0	1	3	7.7
at Virginia Tech	02/23/2021		14:41	1-1	1.000	1-1	1.000	0-0	.000	0	0	0	2.8	1	0	0	0	0	3	7.5
Totals		13	555:58	47-115	.409	28-80	.350	20-25	.800	10	44	54	2.8	47	33	8	0	20	142	7.5

Player Averages

Games Played	Minutes/game	Points/game	FG Pct	3FG Pct	FT Pct	Rebounds/game	Assists/game	Turnovers/game	Assist/Turnover ratio	Steals/game	Blocks/game
19	29.3	7.5	40.9	35.0	80.0	2.8	1.7	0.4	4.1	1.1	0.0



**2020-21 Georgia Tech Men's Basketball
Individual Game-by-Game
All games**

Page 5/17
as of Feb 24, 2021

#4 USHER, Jordan

Opponent	Date	GS	MIN	Total		3-Pointers		Free throws		Rebounds				PF	A	T/O	BLK	STL	PTS	AVG
				FG-FGA	PCT	3FG-3FGA	PCT	FT-FTA	PCT	OFF	DEF	TOT	AVG							
Georgia St.	11/25/2020	*	39:29	5-11	.455	0-3	.000	5-8	.625	5	5	10	10.0	4	1	4	1	1	15	15.0
Mercer	11/27/2020	*	22:20	5-10	.500	1-3	.333	0-0	.000	1	7	8	9.0	3	3	3	0	0	11	13.0
vs Kentucky	12/06/2020	*	24:36	5-10	.500	2-3	.667	0-0	.000	0	2	2	6.7	5	3	1	1	3	12	12.7
at Nebraska	12/09/2020	*	15:57	3-7	.429	0-1	.000	0-0	.000	0	3	3	5.8	2	3	0	0	1	6	11.0
at Florida St.	12/15/2020	*	26:02	5-9	.556	2-4	.500	0-0	.000	1	3	4	5.4	3	3	3	1	2	12	11.2
Florida A&M	12/18/2020	*	27:48	2-4	.500	0-1	.000	2-4	.500	2	4	6	5.5	2	2	2	1	0	6	10.3
Delaware St.	12/20/2020	*	26:00	3-5	.600	1-3	.333	3-3	1.000	0	5	5	5.4	4	6	1	1	4	10	10.3
North Carolina	12/30/2020	*	30:56	6-13	.462	2-5	.400	0-1	.000	0	1	1	4.9	4	2	1	0	0	14	10.8
Wake Forest	01/03/2021	*	30:38	0-3	.000	0-3	.000	1-2	.500	0	8	8	5.2	3	5	4	4	1	1	9.7
Clemson	01/20/2021	*	27:56	8-12	.667	5-8	.625	0-0	.000	0	4	4	5.1	0	3	2	0	1	21	10.8
at Virginia	01/23/2021	*	38:07	7-11	.636	2-4	.500	3-4	.750	0	6	6	5.2	1	1	0	3	1	19	11.5
at Duke	01/26/2021	*	33:51	4-9	.444	1-4	.250	0-0	.000	1	1	2	4.9	2	1	4	0	3	9	11.3
Florida St.	01/30/2021	*	29:41	3-9	.333	1-5	.200	0-0	.000	1	3	4	4.8	4	3	2	2	1	7	11.0
at Louisville	02/01/2021	*	29:36	4-14	.286	2-7	.286	1-2	.500	0	2	2	4.6	4	2	0	0	1	11	11.0
Notre Dame	02/06/2021	*	27:13	7-12	.583	0-2	.000	2-2	1.000	0	1	1	4.4	4	2	5	1	0	16	11.3
Virginia	02/10/2021	*	35:00	4-9	.444	0-3	.000	4-5	.800	0	3	3	4.3	1	4	0	1	0	12	11.4
at Clemson	02/12/2021	*	37:13	5-9	.556	1-3	.333	1-3	.333	1	5	6	4.4	1	2	3	1	2	12	11.4
Pittsburgh	02/14/2021	*	22:47	1-5	.200	0-2	.000	0-1	.000	0	2	2	4.3	2	2	2	0	4	2	10.9
at Miami (FL)	02/20/2021	*	26:16	3-6	.500	0-1	.000	2-2	1.000	0	5	5	4.3	4	4	3	0	2	8	10.7
at Virginia Tech	02/23/2021	*	25:55	3-5	.600	0-2	.000	0-0	.000	0	0	0	4.1	4	3	1	0	2	6	10.5
Totals		20	577:21	83-173	.480	20-67	.299	24-37	.649	12	70	82	4.1	57	55	41	17	29	210	10.5

Player Averages

Games Played	Minutes/ game	Points/ game	FG Pct	3FG Pct	FT Pct	Rebounds/ game	Assists/ game	Turnovers/ game	Assist/Turnover ratio	Steals/ game	Blocks/ game
20	28.9	10.5	48.0	29.9	64.9	4.1	2.8	2.1	1.3	1.5	0.9



**2020-21 Georgia Tech Men's Basketball
Individual Game-by-Game
All games**

Page 6/17
as of Feb 24, 2021

#5 WRIGHT, Moses

Opponent	Date	GS	MIN	Total		3-Pointers		Free throws		Rebounds				PF	A	T/O	BLK	STL	PTS	AVG
				FG-FGA	PCT	3FG-3FGA	PCT	FT-FTA	PCT	OFF	DEF	TOT	AVG							
Georgia St.	11/25/2020	*	53:51	8-18	.444	1-2	.500	14-22	.636	11	8	19	19.0	5	2	1	0	2	31	31.0
Mercer	11/27/2020	*	38:32	9-15	.600	2-3	.667	0-1	.000	1	4	5	12.0	0	1	3	1	1	20	25.5
vs Kentucky	12/06/2020	*	33:12	9-14	.643	0-0	.000	3-3	1.000	3	4	7	10.3	4	2	1	3	2	21	24.0
at Nebraska	12/09/2020	*	33:32	5-8	.625	1-1	1.000	2-3	.667	4	4	8	9.8	3	4	0	2	1	13	21.3
at Florida St.	12/15/2020	*	33:20	3-6	.500	0-1	.000	6-8	.750	2	0	2	8.2	5	0	1	0	1	12	19.4
Florida A&M	12/18/2020	*	33:06	9-17	.529	0-0	.000	6-8	.750	2	5	7	8.0	2	0	2	0	1	24	20.2
Delaware St.	12/20/2020	*	22:36	7-9	.778	0-1	.000	2-2	1.000	0	4	4	7.4	0	3	2	0	2	16	19.6
North Carolina	12/30/2020	*	39:06	3-10	.300	0-2	.000	2-3	.667	1	5	6	7.3	4	1	2	1	5	8	18.1
Wake Forest	01/03/2021	*	31:60	4-7	.571	0-1	.000	0-1	.000	2	4	6	7.1	2	5	2	0	3	8	17.0
Clemson	01/20/2021	*	38:11	9-15	.600	2-2	1.000	1-2	.500	3	0	3	6.7	2	3	0	2	2	21	17.4
at Virginia	01/23/2021	*	36:42	6-17	.353	1-2	.500	0-0	.000	1	3	4	6.5	2	2	1	5	0	13	17.0
at Duke	01/26/2021	*	40:00	6-17	.353	0-2	.000	0-0	.000	2	12	14	7.1	4	6	1	3	1	12	16.6
Florida St.	01/30/2021	*	38:00	8-15	.533	0-3	.000	7-9	.778	1	6	7	7.1	2	2	1	1	6	23	17.1
at Louisville	02/01/2021	*	40:00	6-17	.353	1-2	.500	2-4	.500	5	11	16	7.7	0	3	1	7	1	15	16.9
Notre Dame	02/06/2021	*	33:55	6-14	.429	0-0	.000	0-0	.000	5	3	8	7.7	1	0	1	1	0	12	16.6
Virginia	02/10/2021	*	30:53	4-11	.364	0-2	.000	0-0	.000	2	4	6	7.6	2	1	2	0	1	8	16.1
at Clemson	02/12/2021	*	29:37	6-7	.857	0-0	.000	3-3	1.000	2	3	5	7.5	4	1	2	4	1	15	16.0
Pittsburgh	02/14/2021	*	35:57	9-13	.692	1-2	.500	5-6	.833	1	3	4	7.3	2	2	3	2	1	24	16.4
at Miami (FL)	02/20/2021	*	27:07	7-9	.778	0-0	.000	0-0	.000	3	9	12	7.5	2	3	0	1	1	14	16.3
at Virginia Tech	02/23/2021	*	36:55	9-11	.818	1-1	1.000	7-11	.636	3	7	10	7.7	3	3	1	1	0	26	16.8
Totals		20	706:32	133-250	.532	10-27	.370	60-86	.698	54	99	153	7.7	49	44	27	34	32	336	16.8

Player Averages

Games Played	Minutes/game	Points/game	FG Pct	3FG Pct	FT Pct	Rebounds/game	Assists/game	Turnovers/game	Assist/Turnover ratio	Steals/game	Blocks/game
20	35.3	16.8	53.2	37.0	69.8	7.7	2.2	1.4	1.6	1.6	1.7



2020-21 Georgia Tech Men's Basketball
Individual Game-by-Game
All games

Page 7/17
as of Feb 24, 2021

#10 ALVARADO, Jose

Opponent	Date	GS	MIN	Total		3-Pointers		Free throws		Rebounds				PF	A	T/O	BLK	STL	PTS	AVG
				FG-FGA	PCT	3FG-3FGA	PCT	FT-FTA	PCT	OFF	DEF	TOT	AVG							
Georgia St.	11/25/2020	*	58:22	8-24	.333	2-7	.286	11-12	.917	5	5	10	10.0	5	4	4	0	6	29	29.0
Mercer	11/27/2020	*	30:46	3-6	.500	1-4	.250	1-1	1.000	1	2	3	6.5	3	7	1	0	1	8	18.5
vs Kentucky	12/06/2020	*	38:49	4-9	.444	1-5	.200	1-2	.500	1	2	3	5.3	2	1	2	1	2	10	15.7
at Nebraska	12/09/2020	*	27:10	7-12	.583	3-5	.600	7-8	.875	0	1	1	4.3	4	3	2	0	0	24	17.8
at Florida St.	12/15/2020	*	38:13	3-7	.429	1-3	.333	0-0	.000	0	1	1	3.6	3	1	2	0	2	7	15.6
Florida A&M	12/18/2020	*	30:38	3-10	.300	3-8	.375	2-2	1.000	0	2	2	3.3	1	4	1	0	2	11	14.8
Delaware St.	12/20/2020	*	27:57	11-14	.786	4-5	.800	3-3	1.000	1	1	2	3.1	3	5	3	0	2	29	16.9
North Carolina	12/30/2020	*	36:21	8-10	.800	1-3	.333	3-5	.600	0	7	7	3.6	2	7	3	0	3	20	17.3
Wake Forest	01/03/2021	*	35:49	9-14	.643	2-4	.500	5-5	1.000	0	4	4	3.7	0	2	0	0	1	25	18.1
Clemson	01/20/2021	*	33:41	3-7	.429	1-5	.200	1-2	.500	0	4	4	3.7	3	4	3	0	5	8	17.1
at Virginia	01/23/2021	*	38:53	7-12	.583	4-5	.800	2-2	1.000	0	1	1	3.5	4	8	2	0	6	20	17.4
at Duke	01/26/2021	*	40:00	10-15	.667	3-5	.600	3-3	1.000	1	3	4	3.5	2	5	3	0	3	26	18.1
Florida St.	01/30/2021	*	40:00	8-16	.500	3-7	.429	2-2	1.000	1	1	2	3.4	3	6	2	0	6	21	18.3
at Louisville	02/01/2021	*	37:25	3-11	.273	1-6	.167	0-0	.000	1	4	5	3.5	2	4	3	0	2	7	17.5
Notre Dame	02/06/2021	*	40:00	8-13	.615	3-4	.750	0-0	.000	0	6	6	3.7	3	5	1	0	6	19	17.6
Virginia	02/10/2021	*	40:00	7-12	.583	2-5	.400	2-2	1.000	0	3	3	3.6	1	2	4	0	1	18	17.6
at Clemson	02/12/2021	*	36:54	3-11	.273	2-7	.286	0-2	.000	1	3	4	3.6	0	0	1	0	0	8	17.1
Pittsburgh	02/14/2021	*	32:42	3-6	.500	0-1	.000	6-6	1.000	2	5	7	3.8	1	5	3	0	2	12	16.8
at Miami (FL)	02/20/2021	*	28:01	6-8	.750	2-4	.500	2-2	1.000	0	2	2	3.7	1	6	2	0	3	16	16.7
at Virginia Tech	02/23/2021	*	38:37	5-10	.500	3-5	.600	0-0	.000	1	2	3	3.7	1	3	1	0	5	13	16.6
Totals		20	730:18	119-227	.524	42-98	.429	51-59	.864	15	59	74	3.7	44	82	43	1	58	331	16.6

Player Averages

Games Played	Minutes/ game	Points/ game	FG Pct	3FG Pct	FT Pct	Rebounds/ game	Assists/ game	Turnovers/ game	Assist/Turnover ratio	Steals/ game	Blocks/ game
20	36.5	16.6	52.4	42.9	86.4	3.7	4.1	2.2	1.9	2.9	0.1



2020-21 Georgia Tech Men's Basketball
Individual Game-by-Game
All games

Page 8/17
as of Feb 24, 2021

#11 MAXWELL, Tristan

Opponent	Date	GS	MIN	Total		3-Pointers		Free throws		Rebounds											
				FG-FGA	PCT	3FG-3FGA	PCT	FT-FTA	PCT	OFF	DEF	TOT	AVG	PF	A	T/O	BLK	STL	PTS	AVG	
Delaware St.	12/20/2020		08:12	0-2	.000	0-2	.000	3-3	1.000	0	0	0	0.0	0	0	0	0	0	3	3.0	
Totals		0	08:12	0-2	.000	0-2	.000	3-3	1.000	0	0	0	0.0	0	0	0	0	0	3	3.0	

Player Averages

Games Played	Minutes/game	Points/game	FG Pct	3FG Pct	FT Pct	Rebounds/game	Assists/game	Turnovers/game	Assist/Turnover ratio	Steals/game	Blocks/game
1	8.2	3.0	0.0	0.0	100.0	0.0	0.0	0.0	0.0	0.0	0.0



2020-21 Georgia Tech Men's Basketball
Individual Game-by-Game
All games

Page 9/17
as of Feb 24, 2021

#12 MOORE, Khalid

Opponent	Date	GS	MIN	Total		3-Pointers		Free throws		Rebounds				PF	A	T/O	BLK	STL	PTS	AVG
				FG-FGA	PCT	3FG-3FGA	PCT	FT-FTA	PCT	OFF	DEF	TOT	AVG							
Georgia St.	11/25/2020		29:37	0-6	.000	0-2	.000	5-8	.625	1	4	5	5.0	4	0	2	2	2	5	5.0
Mercer	11/27/2020		14:23	1-4	.250	0-3	.000	0-0	.000	1	1	2	3.5	0	0	1	0	1	2	3.5
vs Kentucky	12/06/2020		14:52	1-5	.200	1-2	.500	1-2	.500	0	0	0	2.3	1	1	0	0	3	4	3.7
at Nebraska	12/09/2020		32:36	5-7	.714	1-2	.500	0-0	.000	3	5	8	3.8	0	0	0	0	2	11	5.5
at Florida St.	12/15/2020		26:29	2-7	.286	0-3	.000	0-0	.000	0	5	5	4.0	0	4	0	0	1	4	5.2
Florida A&M	12/18/2020		23:06	1-2	.500	1-2	.500	0-0	.000	1	3	4	4.0	0	0	0	1	0	3	4.8
Delaware St.	12/20/2020		21:43	2-3	.667	2-2	1.000	5-6	.833	1	2	3	3.9	1	1	1	0	0	11	5.7
North Carolina	12/30/2020		20:32	0-1	.000	0-1	.000	1-2	.500	0	3	3	3.8	3	1	1	1	1	1	5.1
Wake Forest	01/03/2021		19:09	1-2	.500	0-1	.000	2-4	.500	0	3	3	3.7	1	1	1	0	1	4	5.0
at Virginia	01/23/2021		12:09	2-2	1.000	0-0	.000	0-0	.000	0	2	2	3.5	0	0	1	0	0	4	4.9
at Duke	01/26/2021		27:10	3-7	.429	2-6	.333	1-2	.500	0	2	2	3.4	1	0	1	2	0	9	5.3
Florida St.	01/30/2021	*	32:24	0-2	.000	0-2	.000	2-2	1.000	0	3	3	3.3	4	1	3	0	0	2	5.0
at Louisville	02/01/2021	*	21:27	0-4	.000	0-3	.000	0-0	.000	0	0	0	3.1	2	1	0	0	0	0	4.6
Notre Dame	02/06/2021		14:09	2-3	.667	0-0	.000	0-2	.000	0	3	3	3.1	1	0	1	0	1	4	4.6
Virginia	02/10/2021		14:07	1-4	.250	1-3	.333	0-0	.000	0	0	0	2.9	2	0	0	0	1	3	4.5
at Clemson	02/12/2021		06:02	0-1	.000	0-1	.000	0-0	.000	0	1	1	2.8	2	0	1	0	0	0	4.2
Pittsburgh	02/14/2021	*	37:35	2-3	.667	1-2	.500	2-2	1.000	1	0	1	2.6	4	1	2	0	0	7	4.4
at Miami (FL)	02/20/2021	*	23:47	1-4	.250	0-2	.000	0-0	.000	0	4	4	2.7	1	2	1	0	0	2	4.2
at Virginia Tech	02/23/2021	*	33:58	2-6	.333	1-3	.333	1-1	1.000	1	4	5	2.8	0	1	1	1	1	6	4.3
Totals		5	425:14	26-73	.356	10-40	.250	20-31	.645	9	45	54	2.8	27	14	17	7	14	82	4.3

Player Averages

Games Played	Minutes/game	Points/game	FG Pct	3FG Pct	FT Pct	Rebounds/game	Assists/game	Turnovers/game	Assist/Turnover ratio	Steals/game	Blocks/game
19	22.4	4.3	35.6	25.0	64.5	2.8	0.7	0.9	0.8	0.7	0.4



2020-21 Georgia Tech Men's Basketball
Individual Game-by-Game
All games

Page 11/17
as of Feb 24, 2021

#14 DIDENKO, David

Opponent	Date	GS	MIN	Total		3-Pointers		Free throws		Rebounds				PF	A	T/O	BLK	STL	PTS	AVG
				FG-FGA	PCT	3FG-3FGA	PCT	FT-FTA	PCT	OFF	DEF	TOT	AVG							
Delaware St.	12/20/2020		02:15	0-1	.000	0-1	.000	0-0	.000	0	1	1	1.0	0	0	0	0	0	0	0.0
Wake Forest	01/03/2021		01:07	0-0	.000	0-0	.000	0-0	.000	0	0	0	0.5	0	0	0	0	0	0	0.0
Clemson	01/20/2021		01:04	0-0	.000	0-0	.000	0-0	.000	0	0	0	0.3	0	0	0	0	0	0	0.0
at Miami (FL)	02/20/2021		03:48	0-1	.000	0-1	.000	0-0	.000	0	1	1	0.5	0	0	0	0	0	0	0.0
at Virginia Tech	02/23/2021		00:53	0-0	.000	0-0	.000	0-0	.000	0	0	0	0.4	0	0	0	0	0	0	0.0
Totals		0	09:07	0-2	.000	0-2	.000	0-0	.000	0	2	2	0.4	0	0	0	0	0	0	0.0

Player Averages

Games Played	Minutes/game	Points/game	FG Pct	3FG Pct	FT Pct	Rebounds/game	Assists/game	Turnovers/game	Assist/Turnover ratio	Steals/game	Blocks/game
5	1.8	0.0	0.0	0.0	0.0	0.4	0.0	0.0	0.0	0.0	0.0



2020-21 Georgia Tech Men's Basketball
Individual Game-by-Game
All games

Page 13/17
as of Feb 24, 2021

#24 HOWARD, Rodney

Opponent	Date	GS	MIN	Total		3-Pointers		Free throws		Rebounds				PF	A	T/O	BLK	STL	PTS	AVG
				FG-FGA	PCT	3FG-3FGA	PCT	FT-FTA	PCT	OFF	DEF	TOT	AVG							
Georgia St.	11/25/2020	*	08:30	0-1	.000	0-0	.000	0-0	.000	0	1	1	1.0	4	0	1	1	0	0	0.0
Mercer	11/27/2020	*	13:52	2-5	.400	0-0	.000	2-2	1.000	0	4	4	2.5	0	0	2	0	0	6	3.0
Florida A&M	12/18/2020		01:21	0-0	.000	0-0	.000	0-0	.000	0	0	0	1.7	0	0	0	0	0	0	2.0
Delaware St.	12/20/2020		10:01	3-3	1.000	0-0	.000	1-3	.333	0	1	1	1.5	2	0	0	1	0	7	3.3
North Carolina	12/30/2020		07:32	0-2	.000	0-0	.000	0-0	.000	0	0	0	1.2	1	0	0	0	0	0	2.6
Wake Forest	01/03/2021		03:39	0-1	.000	0-0	.000	0-0	.000	0	1	1	1.2	1	0	0	0	0	0	2.2
Clemson	01/20/2021		03:34	0-0	.000	0-0	.000	0-0	.000	0	0	0	1.0	2	0	1	0	0	0	1.9
Florida St.	01/30/2021		04:37	0-0	.000	0-0	.000	0-0	.000	1	1	2	1.1	1	1	0	0	0	0	1.6
at Louisville	02/01/2021		09:34	0-0	.000	0-0	.000	0-0	.000	1	3	4	1.4	2	0	0	3	0	0	1.4
Notre Dame	02/06/2021		06:52	0-0	.000	0-0	.000	0-0	.000	0	1	1	1.4	1	1	0	0	0	0	1.3
at Clemson	02/12/2021		07:08	0-0	.000	0-0	.000	0-0	.000	0	0	0	1.3	3	0	0	0	0	0	1.2
Pittsburgh	02/14/2021		04:03	0-1	.000	0-0	.000	0-0	.000	0	0	0	1.2	1	0	0	0	0	0	1.1
at Miami (FL)	02/20/2021		16:35	4-7	.571	0-0	.000	0-0	.000	1	2	3	1.3	3	1	0	0	1	8	1.6
at Virginia Tech	02/23/2021		03:05	0-0	.000	0-0	.000	0-0	.000	0	0	0	1.2	0	0	0	0	0	0	1.5
Totals		2	100:22	9-20	.450	0-0	.000	3-5	.600	3	14	17	1.2	21	3	4	5	1	21	1.5

Player Averages

Games Played	Minutes/game	Points/game	FG Pct	3FG Pct	FT Pct	Rebounds/game	Assists/game	Turnovers/game	Assist/Turnover ratio	Steals/game	Blocks/game
14	7.2	1.5	45.0	0.0	60.0	1.2	0.2	0.3	0.8	0.1	0.4



2020-21 Georgia Tech Men's Basketball
Team High/Low Analysis
All games

Page 1/4
as of Feb 24, 2021

Georgia Tech - Game Highs

POINTS	120		Georgia St. (11/25/2020)
	97		Delaware St. (12/20/2020)
	87		at Miami (FL) (02/20/2021)
	83		Clemson (01/20/2021)
	82		Notre Dame (02/06/2021)
FIELD GOALS MADE	36		at Miami (FL) (02/20/2021)
	36		Georgia St. (11/25/2020)
FIELD GOAL ATTEMPTS	98		Georgia St. (11/25/2020)
	68		at Louisville (02/01/2021)
FIELD GOAL PERCENTAGE	.583	(35-60)	Notre Dame (02/06/2021)
	.574	(31-54)	Clemson (01/20/2021)
3 PT FG MADE	16		Clemson (01/20/2021)
	11		at Miami (FL) (02/20/2021)
3 PT FG ATTEMPTS	32		Georgia St. (11/25/2020)
	27		at Louisville (02/01/2021)
	27		Clemson (01/20/2021)
3 PT FG PERCENTAGE	.600	(9-15)	at Virginia (01/23/2021)
	.593	(16-27)	Clemson (01/20/2021)
FREE THROWS MADE	41		Georgia St. (11/25/2020)
	22		Delaware St. (12/20/2020)
FREE THROW ATTEMPTS	59		Georgia St. (11/25/2020)
	28		Delaware St. (12/20/2020)
FREE THROW PERCENTAGE	1.000	(4-4)	at Miami (FL) (02/20/2021)
	.913	(21-23)	Pittsburgh (02/14/2021)
REBOUNDS	70		Georgia St. (11/25/2020)
	39		at Louisville (02/01/2021)
ASSISTS	25		Delaware St. (12/20/2020)
	22		at Miami (FL) (02/20/2021)
STEALS	15		vs Kentucky (N) (12/06/2020)
	14		Florida St. (01/30/2021)
BLOCKED SHOTS	11		at Louisville (02/01/2021)
	8		at Virginia (01/23/2021)
TURNOVERS	22		Georgia St. (11/25/2020)
	15		Mercer (11/27/2020)
FOULS	29		Georgia St. (11/25/2020)
	19		Delaware St. (12/20/2020)
	19		at Nebraska (12/09/2020)



**2020-21 Georgia Tech Men's Basketball
Team High/Low Analysis
All games**

Page 2/4
as of Feb 24, 2021

Opponent - Game Highs

POINTS	123		Georgia St. (11/25/2020)
	83		Mercer (11/27/2020)
	80		Notre Dame (02/06/2021)
	75		at Duke (01/26/2021)
	74		at Clemson (02/12/2021)
	74		at Louisville (02/01/2021)
	74		at Florida St. (12/15/2020)
FIELD GOALS MADE	46		Georgia St. (11/25/2020)
	32		Notre Dame (02/06/2021)
FIELD GOAL ATTEMPTS	95		Georgia St. (11/25/2020)
	72		at Louisville (02/01/2021)
FIELD GOAL PERCENTAGE	.593	(32-54)	Notre Dame (02/06/2021)
	.529	(27-51)	at Florida St. (12/15/2020)
3 PT FG MADE	12		Mercer (11/27/2020)
	10		Georgia St. (11/25/2020)
3 PT FG ATTEMPTS	30		Georgia St. (11/25/2020)
	26		Delaware St. (12/20/2020)
3 PT FG PERCENTAGE	.500	(9-18)	at Clemson (02/12/2021)
	.500	(9-18)	Clemson (01/20/2021)
FREE THROWS MADE	21		Georgia St. (11/25/2020)
	18		at Duke (01/26/2021)
FREE THROW ATTEMPTS	38		Georgia St. (11/25/2020)
	23		Florida St. (01/30/2021)
FREE THROW PERCENTAGE	1.000	(2-2)	Virginia (02/10/2021)
	.944	(17-18)	Mercer (11/27/2020)
REBOUNDS	58		Georgia St. (11/25/2020)
	56		at Louisville (02/01/2021)
ASSISTS	22		Mercer (11/27/2020)
	20		Notre Dame (02/06/2021)
STEALS	9		Florida St. (01/30/2021)
	9		Wake Forest (01/03/2021)
BLOCKED SHOTS	9		Georgia St. (11/25/2020)
	7		Virginia (02/10/2021)
	7		at Virginia (01/23/2021)
TURNOVERS	21		Florida St. (01/30/2021)
	21		vs Kentucky (N) (12/06/2020)
FOULS	37		Georgia St. (11/25/2020)
	22		Florida St. (01/30/2021)
	22		Delaware St. (12/20/2020)



**2020-21 Georgia Tech Men's Basketball
Team High/Low Analysis
All games**

Page 3/4
as of Feb 24, 2021

Georgia Tech - Game Lows

POINTS	49	Virginia (02/10/2021)
	58	at Louisville (02/01/2021)
	61	at Florida St. (12/15/2020)
	62	at Virginia (01/23/2021)
	68	at Duke (01/26/2021)
FIELD GOALS MADE	18	Virginia (02/10/2021)
	22	Pittsburgh (02/14/2021)
	22	at Louisville (02/01/2021)
	22	at Florida St. (12/15/2020)
FIELD GOAL ATTEMPTS	47	Pittsburgh (02/14/2021)
	50	at Virginia Tech (02/23/2021)
	50	at Clemson (02/12/2021)
	50	Virginia (02/10/2021)
FIELD GOAL PERCENTAGE	.324 (22-68)	at Louisville (02/01/2021)
	.360 (18-50)	Virginia (02/10/2021)
3 PT FG MADE	4	Virginia (02/10/2021)
	5	at Clemson (02/12/2021)
	5	at Florida St. (12/15/2020)
3 PT FG ATTEMPTS	14	Notre Dame (02/06/2021)
	15	at Virginia (01/23/2021)
3 PT FG PERCENTAGE	.190 (4-21)	Virginia (02/10/2021)
	.219 (7-32)	Georgia St. (11/25/2020)
FREE THROWS MADE	4	at Miami (FL) (02/20/2021)
	4	at Duke (01/26/2021)
FREE THROW ATTEMPTS	4	at Miami (FL) (02/20/2021)
	5	at Duke (01/26/2021)
FREE THROW PERCENTAGE	.500 (8-16)	North Carolina (12/30/2020)
	.556 (5-9)	Notre Dame (02/06/2021)
REBOUNDS	19	Clemson (01/20/2021)
	21	Virginia (02/10/2021)
ASSISTS	10	at Clemson (02/12/2021)
	11	Virginia (02/10/2021)
	11	at Florida St. (12/15/2020)
STEALS	4	Florida A&M (12/18/2020)
	5	at Louisville (02/01/2021)
	5	Mercer (11/27/2020)
BLOCKED SHOTS	1	at Miami (FL) (02/20/2021)
	1	Mercer (11/27/2020)
TURNOVERS	6	at Virginia (01/23/2021)
	6	vs Kentucky (N) (12/06/2020)
FOULS	9	Virginia (02/10/2021)
	11	at Virginia (01/23/2021)



2020-21 Georgia Tech Men's Basketball
Team High/Low Analysis
All games

Page 4/4
as of Feb 24, 2021

Opponent - Game Lows

POINTS	53		at Virginia Tech (02/23/2021)
	54		Wake Forest (01/03/2021)
	57		Virginia (02/10/2021)
	60		at Miami (FL) (02/20/2021)
	62		vs Kentucky (N) (12/06/2020)
FIELD GOALS MADE	19		at Virginia Tech (02/23/2021)
	20		at Miami (FL) (02/20/2021)
FIELD GOAL ATTEMPTS	46		at Virginia Tech (02/23/2021)
	48		Clemson (01/20/2021)
FIELD GOAL PERCENTAGE	.377	(23-61)	at Nebraska (12/09/2020)
	.389	(28-72)	at Louisville (02/01/2021)
3 PT FG MADE	3		Florida St. (01/30/2021)
	3		Wake Forest (01/03/2021)
3 PT FG ATTEMPTS	14		at Virginia Tech (02/23/2021)
	14		Florida St. (01/30/2021)
3 PT FG PERCENTAGE	.150	(3-20)	Wake Forest (01/03/2021)
	.214	(3-14)	Florida St. (01/30/2021)
FREE THROWS MADE	2		Virginia (02/10/2021)
	6		at Virginia (01/23/2021)
	6		Clemson (01/20/2021)
FREE THROW ATTEMPTS	2		Virginia (02/10/2021)
	7		at Virginia (01/23/2021)
	7		Clemson (01/20/2021)
FREE THROW PERCENTAGE	.533	(8-15)	Pittsburgh (02/14/2021)
	.553	(21-38)	Georgia St. (11/25/2020)
REBOUNDS	26		at Miami (FL) (02/20/2021)
	26		Notre Dame (02/06/2021)
ASSISTS	9		Florida A&M (12/18/2020)
	10		at Miami (FL) (02/20/2021)
	10		Wake Forest (01/03/2021)
STEALS	1		at Virginia Tech (02/23/2021)
	2		Virginia (02/10/2021)
	2		at Virginia (01/23/2021)
BLOCKED SHOTS	0		Wake Forest (01/03/2021)
	0		Florida A&M (12/18/2020)
TURNOVERS	9		at Louisville (02/01/2021)
	9		at Virginia (01/23/2021)
	9		Florida A&M (12/18/2020)
FOULS	6		at Miami (FL) (02/20/2021)
	8		at Virginia (01/23/2021)



**2020-21 Georgia Tech Men's Basketball
Player Highs Analysis
All games**

Page 1/3
as of Feb 24, 2021

Georgia Tech - Individual Game Highs

POINTS	31		Moses Wright vs Georgia St. (11/25/2020)
	29		Michael Devoe at Miami (FL) (02/20/2021)
	29		Jose Alvarado vs Delaware St. (12/20/2020)
	29		Jose Alvarado vs Georgia St. (11/25/2020)
	26		Moses Wright at Virginia Tech (02/23/2021)
	26		Jose Alvarado at Duke (01/26/2021)
FIELD GOALS MADE	11		Michael Devoe at Miami (FL) (02/20/2021)
	11		Jose Alvarado vs Delaware St. (12/20/2020)
FIELD GOAL ATTEMPTS	25		Michael Devoe vs Georgia St. (11/25/2020)
	24		Jose Alvarado vs Georgia St. (11/25/2020)
FIELD GOAL PERCENTAGE (min 5 made)	.857	(6-7)	Moses Wright at Clemson (02/12/2021)
	.833	(5-6)	Kyle Sturdivant vs Kentucky (N) (12/06/2020)
3 PT FG MADE	7		Michael Devoe at Miami (FL) (02/20/2021)
	6		Michael Devoe vs Clemson (01/20/2021)
3 PT FG ATTEMPTS	12		Michael Devoe vs Georgia St. (11/25/2020)
	11		Michael Devoe at Miami (FL) (02/20/2021)
3 PT FG PERCENTAGE (min 2 made)	1.000	(2-2)	Moses Wright vs Clemson (01/20/2021)
	1.000	(2-2)	Khalid Moore vs Delaware St. (12/20/2020)
FREE THROWS MADE	14		Moses Wright vs Georgia St. (11/25/2020)
	11		Jose Alvarado vs Georgia St. (11/25/2020)
FREE THROW ATTEMPTS	22		Moses Wright vs Georgia St. (11/25/2020)
	12		Michael Devoe vs Florida St. (01/30/2021)
	12		Jose Alvarado vs Georgia St. (11/25/2020)
FREE THROW PERCENTAGE (min 3 made)	1.000	(8-8)	Michael Devoe at Clemson (02/12/2021)
	1.000	(6-6)	Jose Alvarado vs Pittsburgh (02/14/2021)
	1.000	(6-6)	Michael Devoe vs Pittsburgh (02/14/2021)
	1.000	(5-5)	Jose Alvarado vs Wake Forest (01/03/2021)
	1.000	(4-4)	Kyle Sturdivant vs Kentucky (N) (12/06/2020)
	1.000	(3-3)	Moses Wright at Clemson (02/12/2021)
	1.000	(3-3)	Bubba Parham at Clemson (02/12/2021)
	1.000	(3-3)	Jose Alvarado at Duke (01/26/2021)
	1.000	(3-3)	Jose Alvarado vs Delaware St. (12/20/2020)
	1.000	(3-3)	Jordan Usher vs Delaware St. (12/20/2020)
	1.000	(3-3)	Tristan Maxwell vs Delaware St. (12/20/2020)
	1.000	(3-3)	Moses Wright vs Kentucky (N) (12/06/2020)
REBOUNDS	19		Moses Wright vs Georgia St. (11/25/2020)
	16		Moses Wright at Louisville (02/01/2021)
ASSISTS	8		Jose Alvarado at Virginia (01/23/2021)
	8		Michael Devoe vs Florida A&M (12/18/2020)
STEALS	6		Jose Alvarado vs Notre Dame (02/06/2021)
	6		Moses Wright vs Florida St. (01/30/2021)
	6		Jose Alvarado vs Florida St. (01/30/2021)
	6		Jose Alvarado at Virginia (01/23/2021)
	6		Jose Alvarado vs Georgia St. (11/25/2020)
BLOCKED SHOTS	7		Moses Wright at Louisville (02/01/2021)
	5		Moses Wright at Virginia (01/23/2021)
TURNOVERS	8		Michael Devoe vs Georgia St. (11/25/2020)
	5		Jordan Usher vs Notre Dame (02/06/2021)
	5		Michael Devoe vs North Carolina (12/30/2020)
FOULS	5		Moses Wright at Florida St. (12/15/2020)
	5		Jordan Usher vs Kentucky (N) (12/06/2020)
	5		Jose Alvarado vs Georgia St. (11/25/2020)
	5		Moses Wright vs Georgia St. (11/25/2020)



2020-21 Georgia Tech Men's Basketball
Player Highs Analysis
All games

Page 2/3
as of Feb 24, 2021

Opponent - Individual Game Highs

POINTS	27		Nate Laszewski vs Notre Dame (02/06/2021)
	26		Justin Roberts vs Georgia St. (11/25/2020)
	25		Aamir Simms at Clemson (02/12/2021)
	24		David Johnson at Louisville (02/01/2021)
	22		Sam Hauser at Virginia (01/23/2021)
	22		Terrence Clarke vs Kentucky (N) (12/06/2020)
	22		Eliel Nsoseme vs Georgia St. (11/25/2020)
	22		Corey Allen vs Georgia St. (11/25/2020)
FIELD GOALS MADE	11		Nate Laszewski vs Notre Dame (02/06/2021)
	10		Eliel Nsoseme vs Georgia St. (11/25/2020)
FIELD GOAL ATTEMPTS	22		Kane Williams vs Georgia St. (11/25/2020)
	22		Justin Roberts vs Georgia St. (11/25/2020)
FIELD GOAL PERCENTAGE (min 5 made)	.889	(8-9)	Juwan Durham vs Notre Dame (02/06/2021)
	.857	(6-7)	James Glisson III vs Mercer (11/27/2020)
3 PT FG MADE	6		David Johnson at Louisville (02/01/2021)
	6		Kobe Webster at Nebraska (12/09/2020)
3 PT FG ATTEMPTS	11		David Johnson at Louisville (02/01/2021)
	11		Felipe Haase vs Mercer (11/27/2020)
	11		Justin Roberts vs Georgia St. (11/25/2020)
3 PT FG PERCENTAGE (min 2 made)	1.000	(3-3)	Wyatt Wilkes at Florida St. (12/15/2020)
	1.000	(2-2)	Nick Honor at Clemson (02/12/2021)
	1.000	(2-2)	Clyde Trapp vs Clemson (01/20/2021)
	1.000	(2-2)	John Newman III vs Clemson (01/20/2021)
FREE THROWS MADE	10		Neftali Alvarez vs Mercer (11/27/2020)
	8		Nysier Brooks at Miami (FL) (02/20/2021)
FREE THROW ATTEMPTS	16		Kane Williams vs Georgia St. (11/25/2020)
	11		Neftali Alvarez vs Mercer (11/27/2020)
FREE THROW PERCENTAGE (min 3 made)	1.000	(6-6)	DJ Steward at Duke (01/26/2021)
	1.000	(4-4)	Jonathan Baehre at Clemson (02/12/2021)
	1.000	(4-4)	Dane Goodwin vs Notre Dame (02/06/2021)
	1.000	(4-4)	Dre Davis at Louisville (02/01/2021)
	1.000	(4-4)	M.J. Walker at Florida St. (12/15/2020)
	1.000	(4-4)	Olivier Sarr vs Kentucky (N) (12/06/2020)
	1.000	(3-3)	Tyrece Radford at Virginia Tech (02/23/2021)
	1.000	(3-3)	Justin Champagnie vs Pittsburgh (02/14/2021)
	1.000	(3-3)	Myles Carter vs Delaware St. (12/20/2020)
	1.000	(3-3)	Ross Cummings vs Mercer (11/27/2020)
REBOUNDS	18		Samuell Williamson at Louisville (02/01/2021)
	14		Keve Aluma at Virginia Tech (02/23/2021)
ASSISTS	10		Prentiss Hubb vs Notre Dame (02/06/2021)
	9		Neftali Alvarez vs Mercer (11/27/2020)
STEALS	4		Jeff Gary vs Mercer (11/27/2020)
	3		Abdoul Karim Coulibaly vs Pittsburgh (02/14/2021)
	3		RaiQuan Gray vs Florida St. (01/30/2021)
	3		Jalen Johnson at Duke (01/26/2021)
	3		Anthony Polite at Florida St. (12/15/2020)
	3		Kane Williams vs Georgia St. (11/25/2020)
BLOCKED SHOTS	5		Jay Huff at Virginia (01/23/2021)
	4		Jay Huff vs Virginia (02/10/2021)
	4		Jalen Thomas vs Georgia St. (11/25/2020)
TURNOVERS	7		Xavier Johnson vs Pittsburgh (02/14/2021)
	6		Jahcobi Neath vs Wake Forest (01/03/2021)
	6		Justin Roberts vs Georgia St. (11/25/2020)



**2020-21 Georgia Tech Men's Basketball
Extended Season Box Score
All games**

Page 1/1
as of Feb 24, 2021

Game Records

Record	Overall	Home	Away	Neutral
ALL GAMES	12-8	8-3	3-5	1-0
CONFERENCE	8-6	6-1	2-5	0-0
NON-CONFERENCE	4-2	2-2	1-0	1-0

Team Box Score Extended

No.	Player				Total		3-Point		F-Throw		Rebounds																	
		GP-GS	MIN	AVG	FG-FGA	FG%	3FG-FGA	3FG%	FT-FTA	FT%	OFF	DEF	TOT	AVG	PF	DQ	A	A/G	TO	TO/G	A/TO	BLK	BLK/G	STL	STL/G	PTS	AVG	
5	WRIGHT, Moses	20-20	706:32	35.3	133-250	.532	10-27	.370	60-86	.698	54	99	153	7.7	49	2	44	2.20	27	1.35	1.63	34	1.70	32	1.60	336	16.8	
10	ALVARADO, Jose	20-20	730:18	36.5	119-227	.524	42-98	.429	51-59	.864	15	59	74	3.7	44	1	82	4.10	43	2.15	1.91	1	0.05	58	2.90	331	16.6	
0	DEVOE, Michael	20-20	675:42	33.8	100-229	.437	46-114	.404	45-59	.763	16	68	84	4.2	34	0	62	3.10	54	2.70	1.15	4	0.20	23	1.15	291	14.6	
4	USHER, Jordan	20-20	577:21	28.9	83-173	.480	20-67	.299	24-37	.649	12	70	82	4.1	57	1	55	2.75	41	2.05	1.34	17	0.85	29	1.45	210	10.5	
3	PARHAM, Bubba	19-13	555:58	29.3	47-115	.409	28-80	.350	20-25	.800	10	44	54	2.8	47	0	33	1.74	8	0.42	4.13	0	0.00	20	1.05	142	7.5	
12	MOORE, Khalid	19-5	425:14	22.4	26-73	.356	10-40	.250	20-31	.645	9	45	54	2.8	27	0	14	0.74	17	0.89	0.82	7	0.37	14	0.74	82	4.3	
1	STURDIVANT, Kyle	20-0	243:03	12.2	26-59	.441	5-18	.278	11-15	.733	1	22	23	1.2	20	0	22	1.10	14	0.70	1.57	1	0.05	3	0.15	68	3.4	
55	RICE, Malachi	1-0	02:05	2.1	1-1	1.000	0-0	.000	1-2	.500	0	0	0	0.0	0	0	1	1.00	0	0.00	1.00	0	0.00	0	0.00	3	3.0	
11	MAXWELL, Tristan	1-0	08:12	8.2	0-2	.000	0-2	.000	3-3	1.000	0	0	0	0.0	0	0	0	0.00	0	0.00	0.00	0	0.00	0	0.00	3	3.0	
24	HOWARD, Rodney	14-2	100:22	7.2	9-20	.450	0-0	.000	3-5	.600	3	14	17	1.2	21	0	3	0.21	4	0.29	0.75	5	0.36	1	0.07	21	1.5	
2	GIGIBERIA, Saba	8-0	32:47	4.1	4-11	.364	1-2	.500	0-1	.000	4	10	14	1.8	10	0	2	0.25	2	0.25	1.00	0	0.00	0	0.00	9	1.1	
45	MEDLOCK, Shaheed	2-0	02:01	1.0	1-1	1.000	0-0	.000	0-0	.000	0	0	0	0.0	0	0	0	0.00	0	0.00	0.00	0	0.00	0	0.00	2	1.0	
23	MEKA, Jordan	1-0	08:04	8.1	0-1	.000	0-0	.000	0-0	.000	0	1	1	1.0	0	0	0	0.00	0	0.00	0.00	0	0.00	0	0.00	0	0.0	
14	DIDENKO, David	5-0	09:07	1.8	0-2	.000	0-2	.000	0-0	.000	0	2	2	0.4	0	0	0	0.00	0	0.00	0.00	0	0.00	0	0.00	0	0.0	
35	JAMES, Jehloni	4-0	10:23	2.6	0-0	.000	0-0	.000	0-0	.000	1	3	4	1.0	2	0	0	0.00	0	0.00	0.00	0	0.00	0	0.00	0	0.0	
13	BOYD, Coleman	2-0	02:01	1.0	0-0	.000	0-0	.000	0-0	.000	0	0	0	0.0	0	0	0	0.00	0	0.00	0.00	0	0.00	0	0.00	0	0.0	
34	BROADWAY, Niko	2-0	01:52	0.9	0-0	.000	0-0	.000	0-0	.000	0	0	0	0.0	0	0	0	0.00	0	0.00	0.00	0	0.00	0	0.00	0	0.0	
Total		20	4091		549-1164	.472	162-450	.360	238-323	.737	150	458	608	30.4	311	4	318	15.90	220	11.00	1.45	69	3.45	180	9.00	1498	74.9	
Opponents		20	4100		511-1121	.456	144-388	.371	226-317	.713	192	500	692	34.6	298	7	288	14.40	311	15.55	0.93	57	2.85	106	5.30	1392	69.6	

Score by Periods

Team	1st	2nd	OT	TOT
Georgia Tech	659	796	43	1498
Opponents	598	748	46	1392



**2020-21 Georgia Tech Men's Basketball
Individual Career Summaries
All games**

Page 1/9
as of Feb 24, 2021

ALVARADO, Jose

SEASON	TEAM	GP-GS	MIN/AVG	Field Goals		3-Point		F-Throws		Rebounds									Scoring	
				FG-FGA	FG%	3FG-FGA	3FG%	FT-FTA	FT%	OFF	DEF	TOT	AVG	PF-FO	AST	TO	BLK	STL	PTS	AVG
2017-18	GaTech	25-25	874/35.0	99-221	.448	40-108	.370	65-81	.802	15	78	93	3.7	60-1	77	59	2	43	303	12.1
2018-19	GaTech	31-30	1062/34.3	132-337	.392	44-154	.286	78-105	.743	21	100	121	3.9	79-2	105	64	3	56	386	12.5
2019-20	GaTech	24-23	804/33.5	119-268	.444	42-125	.336	65-82	.793	9	72	81	3.4	69-3	96	64	2	53	345	14.4
2020-21	GaTech	20-20	730/36.5	119-227	.524	42-98	.429	51-59	.864	15	59	74	3.7	44-1	82	43	1	58	331	16.6
TOTAL		100-98	3470/34.7	469-1053	.445	168-485	.346	259-327	.792	60	309	369	3.7	252-7	360	230	8	210	1365	13.7

Single Game Highs

Statistic	Value	
Points	29	vs Pittsburgh 02/20/19, vs Georgia St. 11/25/20, vs Delaware St. 12/20/20
Rebounds	10	at Louisville 01/22/20, vs Georgia St. 11/25/20
Assists	9	vs Notre Dame 01/15/20
Steals	9	vs NC State 01/25/20
Blocks	2	vs Miami (FL) 01/03/18
FG Made	11	vs Delaware St. 12/20/20
FG Attempts	24	vs Georgia St. 11/25/20
3FG Made	4	7 times
3FG Attempts	10	vs Grambling 12/01/17
FT Made	13	at Wake Forest 02/19/20
FT Attempts	15	at Wake Forest 02/19/20

BOYD, Coleman

SEASON	TEAM	GP-GS	MIN/AVG	Field Goals		3-Point		F-Throws		Rebounds									Scoring	
				FG-FGA	FG%	3FG-FGA	3FG%	FT-FTA	FT%	OFF	DEF	TOT	AVG	PF-FO	AST	TO	BLK	STL	PTS	AVG
2019-20	GaTech	4-0	7/1.8	2-5	.400	1-4	.250	0-0	.000	0	2	2	0.5	1-0	3	0	0	1	5	1.3
2020-21	GaTech	2-0	2/1.0	0-0	.000	0-0	.000	0-0	.000	0	0	0	0.0	0-0	0	0	0	0	0	0.0
TOTAL		6-0	9/1.5	2-5	.400	1-4	.250	0-0	.000	0	2	2	0.3	1-0	3	0	0	1	5	0.8

Single Game Highs

Statistic	Value	
Points	3	vs Morehouse 01/28/20
Rebounds	1	vs Elon 11/11/19, vs Virginia Tech 02/04/20
Assists	2	vs Morehouse 01/28/20
Steals	1	vs Morehouse 01/28/20
FG Made	1	vs Morehouse 01/28/20, at Hawaii 12/25/19
FG Attempts	3	vs Morehouse 01/28/20
3FG Made	1	vs Morehouse 01/28/20
3FG Attempts	3	vs Morehouse 01/28/20



**2020-21 Georgia Tech Men's Basketball
Individual Career Summaries
All games**

Page 2/9
as of Feb 24, 2021

BROADWAY, Niko

				Field Goals		3-Point		F-Throws		Rebounds									Scoring	
SEASON	TEAM	GP-GS	MIN/AVG	FG-FGA	FG%	3FG-FGA	3FG%	FT-FTA	FT%	OFF	DEF	TOT	AVG	PF-FO	AST	TO	BLK	STL	PTS	AVG
2019-20	GaTech	3-0	4/1.5	1-3	.333	0-0	.000	0-0	.000	2	2	4	1.3	2-0	1	0	0	0	2	0.7
2020-21	GaTech	2-0	2/0.9	0-0	.000	0-0	.000	0-0	.000	0	0	0	0.0	0-0	0	0	0	0	0	0.0
TOTAL		5-0	6/1.3	1-3	.333	0-0	.000	0-0	.000	2	2	4	0.8	2-0	1	0	0	0	2	0.4

Single Game Highs

Statistic	Value	
Points	2	vs Morehouse 01/28/20
Rebounds	3	vs Morehouse 01/28/20
Assists	1	vs Morehouse 01/28/20
FG Made	1	vs Morehouse 01/28/20
FG Attempts	2	vs Morehouse 01/28/20

DEVOE, Michael

				Field Goals		3-Point		F-Throws		Rebounds									Scoring	
SEASON	TEAM	GP-GS	MIN/AVG	FG-FGA	FG%	3FG-FGA	3FG%	FT-FTA	FT%	OFF	DEF	TOT	AVG	PF-FO	AST	TO	BLK	STL	PTS	AVG
2018-19	GaTech	32-23	1030/32.2	101-251	.402	42-107	.393	66-93	.710	13	93	106	3.3	57-1	81	71	16	44	310	9.7
2019-20	GaTech	28-28	984/35.1	157-330	.476	53-124	.427	81-108	.750	11	99	110	3.9	68-2	96	95	3	34	448	16.0
2020-21	GaTech	20-20	676/33.8	100-229	.437	46-114	.404	45-59	.763	16	68	84	4.2	34-0	62	54	4	23	291	14.6
TOTAL		80-71	2689/33.6	358-810	.442	141-345	.409	192-260	.738	40	260	300	3.8	159-3	239	220	23	101	1049	13.1

Single Game Highs

Statistic	Value	
Points	34	at Georgia 11/20/19
Rebounds	13	vs Georgia St. 11/25/20
Assists	8	vs Clemson 02/25/20, vs Florida A&M 12/18/20
Steals	5	at Clemson 02/12/21
Blocks	2	at Notre Dame 02/10/19, at Northwestern 11/28/18
FG Made	12	at Georgia 11/20/19
FG Attempts	25	vs Georgia St. 11/25/20
3FG Made	7	at Miami (FL) 02/20/21
3FG Attempts	12	vs Georgia St. 11/25/20
FT Made	8	vs Florida St. 01/30/21, at Clemson 02/12/21
FT Attempts	12	vs Florida St. 01/30/21



**2020-21 Georgia Tech Men's Basketball
Individual Career Summaries
All games**

Page 3/9
as of Feb 24, 2021

DIDENKO, David

				Field Goals		3-Point		F-Throws		Rebounds									Scoring	
SEASON	TEAM	GP-GS	MIN/AVG	FG-FGA	FG%	3FG-FGA	3FG%	FT-FTA	FT%	OFF	DEF	TOT	AVG	PF-FO	AST	TO	BLK	STL	PTS	AVG
2019-20	GaTech	6-0	25/4.2	1-8	.125	1-7	.143	0-0	.000	1	5	6	1.0	0-0	0	1	1	1	3	0.5
2020-21	GaTech	5-0	9/1.8	0-2	.000	0-2	.000	0-0	.000	0	2	2	0.4	0-0	0	0	0	0	0	0.0
TOTAL		11-0	34/3.1	1-10	.100	1-9	.111	0-0	.000	1	7	8	0.7	0-0	0	1	1	1	3	0.3

Single Game Highs

Statistic	Value	
Points	3	vs Morehouse 01/28/20
Rebounds	3	vs Morehouse 01/28/20
Steals	1	vs Morehouse 01/28/20
Blocks	1	vs Morehouse 01/28/20
FG Made	1	vs Morehouse 01/28/20
FG Attempts	5	vs Morehouse 01/28/20
3FG Made	1	vs Morehouse 01/28/20
3FG Attempts	4	vs Morehouse 01/28/20

GIGIBERIA, Saba

				Field Goals		3-Point		F-Throws		Rebounds									Scoring	
SEASON	TEAM	GP-GS	MIN/AVG	FG-FGA	FG%	3FG-FGA	3FG%	FT-FTA	FT%	OFF	DEF	TOT	AVG	PF-FO	AST	TO	BLK	STL	PTS	AVG
2020-21	GaTech	8-0	33/4.1	4-11	.364	1-2	.500	0-1	.000	4	10	14	1.8	10-0	2	2	0	0	9	1.1
TOTAL		8-0	33/4.1	4-11	.364	1-2	.500	0-1	.000	4	10	14	1.8	10-0	2	2	0	0	9	1.1

Single Game Highs

Statistic	Value	
Points	3	vs Clemson 01/20/21
Rebounds	6	vs Delaware St. 12/20/20
Assists	1	vs Delaware St. 12/20/20, at Miami (FL) 02/20/21
FG Made	1	4 times
FG Attempts	6	vs Delaware St. 12/20/20
3FG Made	1	vs Clemson 01/20/21
3FG Attempts	1	vs Delaware St. 12/20/20, vs Clemson 01/20/21
FT Attempts	1	vs Delaware St. 12/20/20



2020-21 Georgia Tech Men's Basketball
Individual Career Summaries
All games

Page 4/9
as of Feb 24, 2021

HOWARD, Rodney

				Field Goals		3-Point		F-Throws		Rebounds										Scoring	
SEASON	TEAM	GP-GS	MIN/AVG	FG-FGA	FG%	3FG-FGA	3FG%	FT-FTA	FT%	OFF	DEF	TOT	AVG	PF-FO	AST	TO	BLK	STL	PTS	AVG	
2019-20	UGa	24-2	174/7.2	13-23	.565	0-0	.000	5-18	.278	15	20	35	1.5	31-0	3	10	15	2	31	1.3	
2020-21	GaTech	14-2	100/7.2	9-20	.450	0-0	.000	3-5	.600	3	14	17	1.2	21-0	3	4	5	1	21	1.5	
TOTAL FOR GaTech		14-2	100/7.2	9-20	.450	0-0	.000	3-5	.600	3	14	17	1.2	21-0	3	4	5	1	21	1.5	
TOTAL		38-4	274/7.2	22-43	.512	0-0	.000	8-23	.348	18	34	52	1.4	52-0	6	14	20	3	52	1.4	

Single Game Highs

Statistic	Value	
Points	8	at Miami (FL) 02/20/21
Rebounds	6	vs South Carolina 02/12/20
Assists	1	6 times
Steals	1	vs Austin Peay 12/30/19, vs Michigan St. 11/26/19, at Miami (FL) 02/20/21
Blocks	4	vs N.C. Central 12/04/19
FG Made	4	at Miami (FL) 02/20/21
FG Attempts	7	at Miami (FL) 02/20/21
FT Made	2	at Kentucky 01/21/20, vs Michigan St. 11/26/19, vs Mercer 11/27/20
FT Attempts	4	vs Western Caro. 11/05/19

JAMES, Jehloni

				Field Goals		3-Point		F-Throws		Rebounds										Scoring	
SEASON	TEAM	GP-GS	MIN/AVG	FG-FGA	FG%	3FG-FGA	3FG%	FT-FTA	FT%	OFF	DEF	TOT	AVG	PF-FO	AST	TO	BLK	STL	PTS	AVG	
2019-20	GaTech	1-0	1/0.7	1-1	1.000	0-0	.000	0-0	.000	0	0	0	0.0	0-0	0	0	0	0	2	2.0	
2020-21	GaTech	4-0	10/2.6	0-0	.000	0-0	.000	0-0	.000	1	3	4	1.0	2-0	0	0	0	0	0	0.0	
TOTAL		5-0	11/2.2	1-1	1.000	0-0	.000	0-0	.000	1	3	4	0.8	2-0	0	0	0	0	2	0.4	

Single Game Highs

Statistic	Value	
Points	2	vs Elon 11/11/19
Rebounds	3	at Miami (FL) 02/20/21
FG Made	1	vs Elon 11/11/19
FG Attempts	1	vs Elon 11/11/19



**2020-21 Georgia Tech Men's Basketball
Individual Career Summaries
All games**

Page 5/9
as of Feb 24, 2021

MAXWELL, Tristan

				Field Goals		3-Point		F-Throws		Rebounds									Scoring	
SEASON	TEAM	GP-GS	MIN/AVG	FG-FGA	FG%	3FG-FGA	3FG%	FT-FTA	FT%	OFF	DEF	TOT	AVG	PF-FO	AST	TO	BLK	STL	PTS	AVG
2020-21	GaTech	1-0	8/8.2	0-2	.000	0-2	.000	3-3	1.000	0	0	0	0.0	0-0	0	0	0	0	3	3.0
TOTAL		1-0	8/8.2	0-2	.000	0-2	.000	3-3	1.000	0	0	0	0.0	0-0	0	0	0	0	3	3.0

Single Game Highs

Statistic		Value	
Points		3	vs Delaware St. 12/20/20
FG Attempts		2	vs Delaware St. 12/20/20
3FG Attempts		2	vs Delaware St. 12/20/20
FT Made		3	vs Delaware St. 12/20/20
FT Attempts		3	vs Delaware St. 12/20/20

MEDLOCK, Shaheed

				Field Goals		3-Point		F-Throws		Rebounds									Scoring	
SEASON	TEAM	GP-GS	MIN/AVG	FG-FGA	FG%	3FG-FGA	3FG%	FT-FTA	FT%	OFF	DEF	TOT	AVG	PF-FO	AST	TO	BLK	STL	PTS	AVG
2016-17	GaTech	3-0	6/2.0	1-3	.333	0-0	.000	0-0	.000	0	1	1	0.3	3-0	0	0	0	0	2	0.7
2018-19	GaTech	3-0	2/0.8	0-0	.000	0-0	.000	0-0	.000	0	0	0	0.0	1-0	0	0	0	0	0	0.0
2019-20	GaTech	3-0	4/1.3	0-0	.000	0-0	.000	0-0	.000	0	0	0	0.0	2-0	0	1	0	0	0	0.0
2020-21	GaTech	2-0	2/1.0	1-1	1.000	0-0	.000	0-0	.000	0	0	0	0.0	0-0	0	0	0	0	2	1.0
TOTAL		11-0	14/1.3	2-4	.500	0-0	.000	0-0	.000	0	1	1	0.1	6-0	0	1	0	0	4	0.4

Single Game Highs

Statistic		Value	
Points		2	vs Tusculum 02/07/17, vs Delaware St. 12/20/20
Rebounds		1	vs TCU 03/30/17
FG Made		1	vs Tusculum 02/07/17, vs Delaware St. 12/20/20
FG Attempts		3	vs Tusculum 02/07/17

MEKA, Jordan

				Field Goals		3-Point		F-Throws		Rebounds									Scoring	
SEASON	TEAM	GP-GS	MIN/AVG	FG-FGA	FG%	3FG-FGA	3FG%	FT-FTA	FT%	OFF	DEF	TOT	AVG	PF-FO	AST	TO	BLK	STL	PTS	AVG
2020-21	GaTech	1-0	8/8.1	0-1	.000	0-0	.000	0-0	.000	0	1	1	1.0	0-0	0	0	0	0	0	0.0
TOTAL		1-0	8/8.1	0-1	.000	0-0	.000	0-0	.000	0	1	1	1.0	0-0	0	0	0	0	0	0.0

Single Game Highs

Statistic		Value	
Rebounds		1	vs Mercer 11/27/20
FG Attempts		1	vs Mercer 11/27/20



**2020-21 Georgia Tech Men's Basketball
Individual Career Summaries
All games**

Page 6/9
as of Feb 24, 2021

MOORE, Khalid

SEASON	TEAM	GP-GS	MIN/AVG	Field Goals		3-Point		F-Throws		Rebounds									Scoring	
				FG-FGA	FG%	3FG-FGA	3FG%	FT-FTA	FT%	OFF	DEF	TOT	AVG	PF-FO	AST	TO	BLK	STL	PTS	AVG
2018-19	GaTech	31-10	509/16.4	40-84	.476	7-22	.318	42-64	.656	5	40	45	1.5	54-1	36	22	2	11	129	4.2
2019-20	GaTech	29-12	491/16.9	31-89	.348	9-27	.333	24-47	.511	15	47	62	2.1	48-3	33	36	4	20	95	3.3
2020-21	GaTech	19-5	425/22.4	26-73	.356	10-40	.250	20-31	.645	9	45	54	2.8	27-0	14	17	7	14	82	4.3
TOTAL		79-27	1426/18.0	97-246	.394	26-89	.292	86-142	.606	29	132	161	2.0	129-4	83	75	13	45	306	3.9

Single Game Highs

Statistic	Value	
Points	14	vs Florida A&M 12/09/18
Rebounds	9	vs Elon 11/11/19
Assists	6	vs Syracuse 12/07/19
Steals	6	at NC State 11/05/19
Blocks	2	vs Georgia St. 11/25/20, at Duke 01/26/21
FG Made	6	vs Florida A&M 12/09/18
FG Attempts	9	vs Notre Dame 03/12/19, vs Nebraska 12/04/19
3FG Made	2	6 times
3FG Attempts	6	vs Notre Dame 03/12/19, at Duke 01/26/21
FT Made	6	vs Wake Forest 01/05/19
FT Attempts	8	vs Georgia St. 11/25/20



**2020-21 Georgia Tech Men's Basketball
Individual Career Summaries
All games**

Page 7/9
as of Feb 24, 2021

PARHAM, Bubba

SEASON	TEAM	GP-GS	MIN/AVG	Field Goals		3-Point		F-Throws		Rebounds									Scoring	
				FG-FGA	FG%	3FG-FGA	3FG%	FT-FTA	FT%	OFF	DEF	TOT	AVG	PF-FO	AST	TO	BLK	STL	PTS	AVG
2017-18	VMI	30-30	895/29.8	145-363	.399	58-175	.331	91-114	.798	12	89	101	3.4	67-0	74	83	0	24	439	14.6
2018-19	VMI	32-32	1084/33.9	210-494	.425	116-292	.397	150-189	.794	10	99	109	3.4	60-0	112	82	1	20	686	21.4
2019-20	GaTech	31-6	822/26.5	54-151	.358	26-86	.302	26-30	.867	12	63	75	2.4	85-3	55	42	1	25	160	5.2
2020-21	GaTech	19-13	556/29.3	47-115	.409	28-80	.350	20-25	.800	10	44	54	2.8	47-0	33	8	0	20	142	7.5
TOTAL FOR GaTech		50-19	1378/27.6	101-266	.380	54-166	.325	46-55	.836	22	107	129	2.6	132-3	88	50	1	45	302	6.0
TOTAL		112-81	3357/30.0	456-1123	.406	228-633	.360	287-358	.802	44	295	339	3.0	259-3	274	215	2	89	1427	12.7

Single Game Highs

Statistic	Value	
Points	41	vs Western Caro. 03/08/19
Rebounds	9	at Stetson 11/23/18
Assists	9	vs The Citadel 03/02/19
Steals	4	at The Citadel 02/17/18
Blocks	1	vs UNC Greensboro 01/05/19, vs Morehouse 01/28/20
FG Made	13	at Western Caro. 02/23/19
FG Attempts	26	at Western Caro. 02/23/19
3FG Made	10	at Kentucky 11/18/18
3FG Attempts	16	at Kentucky 11/18/18
FT Made	17	vs Western Caro. 03/08/19
FT Attempts	18	vs Western Caro. 03/08/19

RICE, Malachi

SEASON	TEAM	GP-GS	MIN/AVG	Field Goals		3-Point		F-Throws		Rebounds									Scoring	
				FG-FGA	FG%	3FG-FGA	3FG%	FT-FTA	FT%	OFF	DEF	TOT	AVG	PF-FO	AST	TO	BLK	STL	PTS	AVG
2017-18	GaTech	6-0	6/1.0	0-1	.000	0-0	.000	0-0	.000	0	0	0	0.0	0-0	0	1	0	0	0	0.0
2018-19	GaTech	2-0	2/1.1	0-1	.000	0-0	.000	0-0	.000	0	0	0	0.0	1-0	0	0	0	0	0	0.0
2019-20	GaTech	1-0	1/1.1	0-0	.000	0-0	.000	0-0	.000	0	0	0	0.0	0-0	0	0	0	1	0	0.0
2020-21	GaTech	1-0	2/2.1	1-1	1.000	0-0	.000	1-2	.500	0	0	0	0.0	0-0	1	0	0	0	3	3.0
TOTAL		10-0	11/1.1	1-3	.333	0-0	.000	1-2	.500	0	0	0	0.0	1-0	1	1	0	1	3	0.3

Single Game Highs

Statistic	Value	
Points	3	vs Delaware St. 12/20/20
Assists	1	vs Delaware St. 12/20/20
Steals	1	vs Elon 11/11/19
FG Made	1	vs Delaware St. 12/20/20
FG Attempts	1	vs UTRGV 11/21/18, vs Florida A&M 12/17/17, vs Delaware St. 12/20/20
FT Made	1	vs Delaware St. 12/20/20
FT Attempts	2	vs Delaware St. 12/20/20



**2020-21 Georgia Tech Men's Basketball
Individual Career Summaries
All games**

Page 8/9
as of Feb 24, 2021

STURDIVANT, Kyle

				Field Goals		3-Point		F-Throws		Rebounds									Scoring	
SEASON	TEAM	GP-GS	MIN/AVG	FG-FGA	FG%	3FG-FGA	3FG%	FT-FTA	FT%	OFF	DEF	TOT	AVG	PF-FO	AST	TO	BLK	STL	PTS	AVG
2019-20	USC	21-0	175/8.3	16-46	.348	3-14	.214	8-9	.889	4	20	24	1.1	10-0	25	22	1	5	43	2.0
2020-21	GaTech	20-0	243/12.2	26-59	.441	5-18	.278	11-15	.733	1	22	23	1.2	20-0	22	14	1	3	68	3.4
TOTAL FOR GaTech		20-0	243/12.2	26-59	.441	5-18	.278	11-15	.733	1	22	23	1.2	20-0	22	14	1	3	68	3.4
TOTAL		41-0	418/10.2	42-105	.400	8-32	.250	19-24	.792	5	42	47	1.1	30-0	47	36	2	8	111	2.7

Single Game Highs

Statistic	Value	
Points	15	vs Kentucky 12/06/20
Rebounds	5	at Nebraska 12/09/20
Assists	5	vs FGCU 12/29/19
Steals	1	8 times
Blocks	1	at Washington 01/05/20, at Florida St. 12/15/20
FG Made	5	vs Kentucky 12/06/20
FG Attempts	6	4 times
3FG Made	2	vs LSU 12/21/19
3FG Attempts	4	vs LSU 12/21/19
FT Made	4	at Washington 01/05/20, vs Kentucky 12/06/20
FT Attempts	4	at Washington 01/05/20, vs Kentucky 12/06/20

USHER, Jordan

				Field Goals		3-Point		F-Throws		Rebounds									Scoring	
SEASON	TEAM	GP-GS	MIN/AVG	FG-FGA	FG%	3FG-FGA	3FG%	FT-FTA	FT%	OFF	DEF	TOT	AVG	PF-FO	AST	TO	BLK	STL	PTS	AVG
2017-18	USC	36-2	509/14.1	60-135	.444	27-66	.409	24-32	.750	21	50	71	2.0	65-0	34	25	4	18	171	4.8
2018-19	USC	12-2	290/24.2	38-84	.452	8-28	.286	19-27	.704	10	34	44	3.7	36-1	20	20	3	4	103	8.6
2019-20	GaTech	23-23	612/26.6	69-171	.404	9-44	.205	41-54	.759	17	84	101	4.4	58-1	49	58	6	18	188	8.2
2020-21	GaTech	20-20	577/28.9	83-173	.480	20-67	.299	24-37	.649	12	70	82	4.1	57-1	55	41	17	29	210	10.5
TOTAL FOR GaTech		43-43	1190/27.7	152-344	.442	29-111	.261	65-91	.714	29	154	183	4.3	115-2	104	99	23	47	398	9.3
TOTAL		91-47	1989/21.9	250-563	.444	64-205	.312	108-150	.720	60	238	298	3.3	216-3	158	144	30	69	672	7.4

Single Game Highs

Statistic	Value	
Points	22	vs CSU Bakersfield 11/25/18, at Santa Clara 12/18/18
Rebounds	10	vs Georgia St. 11/25/20
Assists	6	vs Morehouse 01/28/20, vs NC State 01/25/20, vs Delaware St. 12/20/20
Steals	4	4 times
Blocks	4	vs Wake Forest 01/03/21
FG Made	8	vs CSU Bakersfield 11/25/18, vs Clemson 01/20/21
FG Attempts	16	vs Vanderbilt 11/11/18
3FG Made	5	vs Clemson 01/20/21
3FG Attempts	9	vs Western Ky. 03/19/18
FT Made	8	at Santa Clara 12/18/18
FT Attempts	8	vs CSU Bakersfield 11/25/18, at Santa Clara 12/18/18, vs Georgia St. 11/25/20



**2020-21 Georgia Tech Men's Basketball
Individual Career Summaries
All games**

Page 9/9
as of Feb 24, 2021

WRIGHT, Moses

SEASON	TEAM	GP-GS	MIN/AVG	Field Goals		3-Point		F-Throws		Rebounds									Scoring	
				FG-FGA	FG%	3FG-FGA	3FG%	FT-FTA	FT%	OFF	DEF	TOT	AVG	PF-FO	AST	TO	BLK	STL	PTS	AVG
2017-18	GaTech	25-10	414/16.6	35-114	.307	2-31	.065	19-35	.543	25	60	85	3.4	42-2	17	29	13	16	91	3.6
2018-19	GaTech	30-21	554/18.5	87-185	.470	5-24	.208	22-45	.489	23	89	112	3.7	37-0	23	34	19	13	201	6.7
2019-20	GaTech	31-31	941/30.4	169-318	.531	7-29	.241	58-94	.617	55	161	216	7.0	96-4	28	82	35	18	403	13.0
2020-21	GaTech	20-20	707/35.3	133-250	.532	10-27	.370	60-86	.698	54	99	153	7.7	49-2	44	27	34	32	336	16.8
TOTAL		106-82	2616/24.7	424-867	.489	24-111	.216	159-260	.612	157	409	566	5.3	224-8	112	172	101	79	1031	9.7

Single Game Highs

Statistic	Value	
Points	33	at Syracuse 02/22/20
Rebounds	19	vs Georgia St. 11/25/20
Assists	6	at Duke 01/26/21
Steals	6	vs Florida St. 01/30/21
Blocks	7	at Louisville 02/01/21
FG Made	14	at Syracuse 02/22/20
FG Attempts	18	vs Notre Dame 03/12/19, vs Georgia St. 11/25/20
3FG Made	2	vs Mercer 11/27/20, vs Clemson 01/20/21
3FG Attempts	4	vs Virginia Tech 02/17/18
FT Made	14	vs Georgia St. 11/25/20
FT Attempts	22	vs Georgia St. 11/25/20

MISCELLANEOUS

Starting Lineups

Game	Opponent	Result	C	F	G/F	G	G	Lineup#	Record
N25	GEORGIA STATE	L, 120-123 (4ot)	Howard	Wright	Usher	Devoe	Alvarado	1	0-1
N27	MERCER	L, 73-83	Howard	Wright	Usher	Devoe	Alvarado	1	0-2
D6	vs. Kentucky	W, 79-62	Wright	Usher	Devoe	Parham	Alvarado	2	1-0
D9	at Nebraska	W, 75-62	Wright	Usher	Devoe	Parham	Alvarado	2	2-0
D15	at Florida State	L, 61-74	Wright	Usher	Devoe	Parham	Alvarado	2	2-1
D18	FLORIDA A&M	W, 74-64	Wright	Usher	Devoe	Parham	Alvarado	2	3-1
D20	DELAWARE STATE	W, 97-69	Wright	Usher	Devoe	Parham	Alvarado	2	4-1
D23	at UAB	cancelled							
D30	NORTH CAROLINA	W, 72-67	Wright	Usher	Devoe	Parham	Alvarado	2	5-1
J3	WAKE FOREST	W, 70-54	Wright	Usher	Devoe	Parham	Alvarado	2	6-1
J6	at Notre Dame	postponed							
J9	at Louisville	postponed							
J12	PITTSBURGH	postponed							
J16	at NC State	postponed							
J20	CLEMSON	W, 83-65	Wright	Usher	Devoe	Parham	Alvarado	2	7-1
J23	at Virginia	L, 62-64	Wright	Usher	Devoe	Parham	Alvarado	2	7-2
J26	at Duke	L, 68-75	Wright	Usher	Devoe	Parham	Alvarado	2	7-3
J30	FLORIDA STATE	W, 76-65	Wright	Usher	Devoe	Moore	Alvarado	3	1-0
F1	at Louisville	L, 58-74	Wright	Usher	Devoe	Moore	Alvarado	3	1-1
F6	NOTRE DAME	W, 82-80	Wright	Usher	Devoe	Parham	Alvarado	2	8-3
F10	VIRGINIA	L, 49-57	Wright	Usher	Devoe	Parham	Alvarado	2	8-4
F12	at Clemson	L, 72-74	Wright	Usher	Devoe	Parham	Alvarado	2	8-5
F14	PITTSBURGH	W, 71-65	Wright	Usher	Devoe	Moore	Alvarado	3	2-1
F16	BOSTON COLLEGE	postponed							
F20	at Miami	W, 87-60	Wright	Usher	Devoe	Moore	Alvarado	3	3-1
F23	at Virginia Tech	W, 69-53	Wright	Usher	Devoe	Moore	Alvarado	3	4-1
F27	SYRACUSE								
M2	DUKE								
M5	at Wake Forest								
M9	ACC Tournament								

Specialty Stats (GT/Opp)

Game	Opponent	Paint	OffT0	2ndCh	FBreak	Bench
N25	GEORGIA STATE	50/64	28/24	30/21	16/34	21/26
N27	MERCER	32/28	12/10	11/8	11/9	14/21
D6	vs. Kentucky	36/20	33/4	3/8	19/7	19/11
D9	at Nebraska	26/28	15/6	12/17	7/6	13/22
D15	at Florida State	26/32	9/13	5/7	4/5	9/20
D18	FLORIDA A&M	34/16	6/13	22/6	10/14	5/22
D20	DELAWARE STATE	46/26	26/10	0/9	30/19	32/44
D23	at UAB	cancelled				
D30	NORTH CAROLINA	24/22	19/10	3/7	15/8	1/29
J3	WAKE FOREST	30/30	26/10	2/6	25/6	11/6
J6	at Notre Dame	postponed				
J9	at Louisville	postponed				
J12	PITTSBURGH	postponed				
J16	at NC State	postponed				
J20	CLEMSON	24/30	30/16	6/9	19/4	10/17
J23	at Virginia	26/28	11/7	5/5	9/4	4/13
J26	at Duke	32/36	8/12	4/8	13/15	11/17
J30	FLORIDA STATE	30/36	22/12	12/13	19/20	4/22
F1	at Louisville	22/24	8/7	9/20	10/0	8/24
F6	NOTRE DAME	48/48	14/15	6/7	22/10	8/7
F10	VIRGINIA	26/22	17/4	3/4	4/2	4/4
F12	at Clemson	34/28	21/15	2/4	10/2	2/25
F14	PITTSBURGH	28/32	18/17	5/9	4/8	13/4
F16	BOSTON COLLEGE	postponed				
F20	at Miami	48/26	24/7	13/6	15/6	18/2
F23	at Virginia Tech	32/24	19/8	7/10	8/6	6/7
F27	SYRACUSE					
M2	DUKE					
M5	at Wake Forest					
M9	ACC Tournament					

Miscellaneous

	Opponent	Uniform Color	Tip	Large Lead	Large Deficit	Ties	Lead Changes	GT Led	Opp Led	Game Tied	1st GT Subs	On the Floor at the End
N25	GEORGIA STATE	White	GSU	8	11	17	13	17:58	30:17	12:45	Gigiberia - 16:01/1st	Devoe, Parham, Sturdivant, Usher, Gigiberia
N27	MERCER	White	Mer	2	19	2	2	0:30	37:28	2:02	Parham - 16:37/1st	Alvarado, Devoe, Parham, Usher, Wright
D6	vs. Kentucky	Gold	Ky	20	3	2	8	31:12	5:56	2:52	Moore - 16:12/1st	Alvarado, Parham, Devoe, Sturdivant, Moore
D9	at Nebraska	Navy	Neb	13	6	7	3	15:29	17:55	6:36	Sturdivant, Moore - 14:43/1st	Alvarado, Parham, Sturdivant, Moore, Wright
D15	at Florida State	Navy	FSU	16	3	2	2	2:07	35:43	2:10	Sturdivant, Moore - 14:12/1st	Alvarado, Devoe, Sturdivant, Usher, Gigiberia
D18	FLORIDA A&M	White	GT	17	-	-	-	38:29	-	1:31	Sturdivant, Moore, Gigiberia - 14:53/1st	Alvarado, Devoe, Parham, Usher, Wright
D20	DELAWARE STATE	White	GT	32	1	-	2	37:37	1:32	0:51	Sturdivant, Moore - 13:05-/1st	Boyd, Broadway, James, Medlock, Rice
D23	at UAB	cancelled										
D30	NORTH CAROLINA	Gold*	NC	5	11	4	3	3:55	30:52	5:13	Moore, Howard - 15:14/1st	Alvarado, Devoe, Parham, Usher, Wright
J3	WAKE FOREST	White*	GT	26	2	2	4	37:50	0:56	1:14	Sturdivant - 9:54/1st	Sturdivant, Moore, Didenko, Howard, Gigiberia
J6	at Notre Dame	postponed										
J9	at Louisville	postponed										
J12	PITTSBURGH	postponed										
J16	at NC State	postponed										
J20	CLEMSON	White*	CL	22	3	3	8	33:57	3:35	2:28	Howard - 11:11/1st	Boyd, Broadway, Didenko, James, Medlock
J23	at Virginia	Gold*	VA	11	4	4	5	29:46	6:01	4:13	Moore - 13:07/1st	Alvarado, Devoe, Parham, Usher, Wright
J26	at Duke	Navy	GT	4	11	11	14	7:23	26:05	6:32	Moore - 15:30/1st	Alvarado, Parham, Devoe, Usher, Wright
J30	FLORIDA STATE	White	FSU	13	8	3	5	24:12	12:26	3:22	Howard - 14:58/1st	Alvarado, Devoe, Moore, Usher, Wright
F1	at Louisville	Gold	GT	7	20	5	10	8:24	28:09	3:30	Sturdivant - 12:00/1st	Alvarado, Devoe, Sturdivant, Howard, Wright
F6	NOTRE DAME	White	GT	3	17	3	6	3:19	35:18	1:23	Moore - 14:43/1st	Alvarado, Devoe, Parham, Sturdivant, Wright
F10	VIRGINIA	White	VA	6	8	2	4	23:51	13:32	2:37	Moore - 14:41/1st	Alvarado, Devoe, Parham, Usher, Wright
F12	at Clemson	Navy	GT	9	3	8	11	30:33	4:49	4:38	Moore, Howard - 12:33/1st	Alvarado, Devoe, Parham, Usher, Wright
F14	PITTSBURGH	White*	PITT	11	5	5	1	25:28	8:59	5:33	Howard - 16:00/1st	Alvarado, Devoe, Moore, Parham, Wright
F16	BOSTON COLLEGE	postponed										
F20	at Miami	Gold	MIA	36	-	-	-	39:13	-	0:47	Parham, Howard - 14:01/1st	Sturdivant, Didenko, James, Howard, Gigiberia
F23	at Virginia Tech	Navy	VT	17	6	4	5	22:07	12:26	5:27	Parham, Howard - 14:59/1st	Sturdivant, Didenko, James, Howard, Gigiberia
F27	SYRACUSE											
M2	DUKE											
M5	at Wake Forest											
M9	ACC Tournament											

*retro gold or white uniform

ROSTER AT-A-GLANCE

NUMERICAL

No.	Name	Pos.	Ht.	Wt.	Cl.	Exp.	Hometown (High School/College)
0	Michael Devoe	G	6-5	197	Jr.	2VL	Orlando, Fla. (Montverde Academy)
1	Kyle Sturdivant	G	6-2	198	So.	TR	Norcross, Ga. (Norcross HS/Southern California)
2	Saba Gigiberia	C/F	7-1	250	Fr.	HS	Tbilisi, Georgia (Prolific Preparatory School [Napa, Calif.])
3	Bubba Parham	G	5-10	160	Sr.	1VL	Snellville, Ga. (Brookwood HS/VMI)
4	Jordan Usher	G/F	6-7	213	Sr.	1VL	Canton, Ga. (Wheeler HS/Southern California)
5	Moses Wright	F	6-9	233	Sr.	3VL	Raleigh, N.C. (William G. Enloe HS)
10	Jose Alvarado	G	6-0	179	Sr.	3VL	Brooklyn, N.Y. (Christ the King HS)
11	Tristan Maxwell	G	6-2	209	Fr.	HS	Charlotte, N.C. (North Mecklenburg HS)
12	Khalid Moore	F	6-7	200	Jr.	2VL	Briarwood, N.Y. (Archbishop Molloy HS)
13	Coleman Boyd	G	6-1	173	So.	1VL	Smyrna, Ga. (Mt. Bethel Christian Academy)
14	David Didenko	F	6-9	233	Jr.	1VL	Yakutsk, Russia (Boca Raton [Fla.] Community School/Palm Beach State)
23	Jordan Meka	F	6-8	224	Fr.	HS	Yaoundé, Cameroon (Mt. Bethel Christian Academy [Marietta, Ga.])
24	Rodney Howard	F	6-10	241	So.	TR	Ypsilanti, Mich. (Legacy Charter School [Greenville, S.C.]/Georgia)
34	Niko Broadway	G	6-3	195	So.	1VL	Atlanta, Ga. (St. Pius X HS)
35	Jehloni James	F	6-6	180	So.	HS	Sugar Hill, Ga. (Lanier HS)
45	Shaheed Medlock	G	6-5	196	Sr.	3VL	Chicago, Ill. (Ware County HS, Waycross, Ga.)
55	Malachi Rice	G	6-0	186	Sr.	3VL	Indianapolis, Ind. (Brebeuf Jesuit Preparatory School)

ALPHABETICAL

No.	Name	Pos.	Ht.	Wt.	Cl.	Exp.	Hometown (High School/College)
10	Jose Alvarado	G	6-0	179	Sr.	3VL	Brooklyn, N.Y. (Christ the King HS)
13	Coleman Boyd	G	6-1	173	So.	1VL	Smyrna, Ga. (Mt. Bethel Christian Academy)
34	Niko Broadway	G	6-3	195	So.	1VL	Atlanta, Ga. (St. Pius X HS)
0	Michael Devoe	G	6-5	197	Jr.	2VL	Orlando, Fla. (Montverde Academy)
14	David Didenko	F	6-9	233	Jr.	1VL	Yakutsk, Russia (Boca Raton [Fla.] Community School/Palm Beach State)
2	Saba Gigiberia	C/F	7-1	250	Fr.	HS	Tbilisi, Georgia (Prolific Preparatory School [Napa, Calif.])
24	Rodney Howard	F	6-10	241	So.	TR	Ypsilanti, Mich. (Legacy Charter School [Greenville, S.C.]/Georgia)
35	Jehloni James	F	6-6	180	So.	HS	Sugar Hill, Ga. (Lanier HS)
11	Tristan Maxwell	G	6-2	209	Fr.	HS	Charlotte, N.C. (North Mecklenburg HS)
45	Shaheed Medlock	G	6-5	196	Sr.	3VL	Chicago, Ill. (Ware County HS, Waycross, Ga.)
23	Jordan Meka	F	6-8	224	Fr.	HS	Yaoundé, Cameroon (Mt. Bethel Christian Academy [Marietta, Ga.])
12	Khalid Moore	F	6-7	200	Jr.	2VL	Briarwood, N.Y. (Archbishop Molloy HS)
3	Bubba Parham	G	5-10	160	Sr.	1VL	Snellville, Ga. (Brookwood HS/VMI)
55	Malachi Rice	G	6-0	186	Sr.	3VL	Indianapolis, Ind. (Brebeuf Jesuit Preparatory School)
1	Kyle Sturdivant	G	6-2	198	So.	TR	Norcross, Ga. (Norcross HS/Southern California)
4	Jordan Usher	G/F	6-7	213	Sr.	1VL	Canton, Ga. (Wheeler HS/Southern California)
5	Moses Wright	F	6-9	233	Sr.	3VL	Raleigh, N.C. (William G. Enloe HS)

Head Coach: Josh Pastner (Arizona, 1997), 5th season**Associate Head Coach:** Eric Reveno (Stanford, 1989), 5th season**Assistant Coach:** Julian Swartz (Carroll College, 2005), 5th season**Assistant Coach:** Anthony Wilkins (Kent State, 2013), 3rd season**Director of Operations:** Tyler Benson (St. Bonaventure, 2009), 5th season**Associate Director of Player Personnel:** B.J. Elder (Georgia Tech, 2014), 2nd season**Director of Scouting:** Hayden Sheridan (Arizona, 2016), 3rd season**Player Development Coach:** Dr. Dan Taylor (Franklin Pierce, 2002), 5th season**Athletic Trainer:** Richard Stewart (Salisbury, 2005), 14th season

Pronunciations

Jose Alvarado	AL-vuh-ROD-oh
David Didenko	duh-DENK-oh
Saba Gigiberia	SOB-uh GEE-GEE-buh-REE-uh (hard G)
Jordan Meka	MECK-uh
Khalid Moore	kuh-LEED
Bubba Parham	PAR-um
Eric Reveno	REV-uh-no
Malachi Rice	MAL-uh-kye

BY CLASS

Sophomore: Coleman Boyd, Niko Broadway,
Rodney Howard, Jehloni James, Kyle
SturdivantJuniors: Michael Devoe, David Didenko, Khalid
MooreSeniors: Jose Alvarado, Shaheed Medlock,
Bubba Parham, Malachi Rice, Jordan Usher,
Moses WrightFreshmen: Saba Gigiberia, Tristan Maxwell,
Jordan Meka

BY STATE/COUNTRY

Cameroon: Jordan Meka (by way of Marietta,
Ga.)

Florida: Michael Devoe

Georgia: Coleman Boyd, Niko Broadway,
Rodney Howard, Jehloni James, Bubba
Parham, Kyle Sturdivant, Jordan Usher

Georgia (Republic of): Saba Gigiberia

Illinois: Shaheed Medlock

Indiana: Malachi Rice

New York: Jose Alvarado, Khalid Moore

North Carolina: Tristan Maxwell, Moses Wright

Russia: David Didenko (by way of Florida)

BY MAJOR

Aerospace Engineering: Jehloni James, Kyle
SturdivantBusiness Administration: Coleman Boyd,
Michael Devoe, David Didenko, Tristan
Maxwell, Shaheed Medlock, Jordan Meka,
Khalid Moore, Malachi Rice, Jordan Usher,
Moses Wright

History, Technology & Society: Bubba Parham

Industrial Design: Saba Gigiberia

Industrial Engineering: Niko Broadway

Literature, Media & Communication: Jose
Alvarado

Public Policy: Rodney Howard

BY HEIGHT

5-10	Bubba Parham
6-0	Jose Alvarado, Malachi Rice
6-1	Coleman Boyd
6-2	Tristan Maxwell, Kyle Sturdivant
6-3	Niko Broadway
6-5	Michael Devoe, Shaheed Medlock
6-6	Jehloni James
6-7	Khalid Moore, Jordan Usher
6-8	Jordan Meka
6-9	David Didenko, Moses Wright
6-10	Rodney Howard
7-1	Saba Gigiberia

RADIO/TV ROSTER



Jose Alvarado
G • 6-0 • Sr.

10



Coleman Boyd
G • 6-1 • So.

13



Niko Broadway
G • 6-3 • So.

34



Michael Devoe
G • 6-5 • Jr.

0



David Didenko
F • 6-9 • Jr.

14



Saba Gigiberia
C • 7-1 • Fr.

2



Rodney Howard
F • 6-10 • So.

24




Jehloni James
F • 6-6 • So.

35



Tristan Maxwell
G • 6-2 • Fr.

11



Shaheed Medlock
G • 6-5 • Sr.

45



Jordan Meka
F • 6-8 • Fr.

23




Khalid Moore
F • 6-7 • Jr.

12




Bubba Parham
G • 5-10 • Sr.

11



Malachi Rice
G • 6-0 • Sr.

55




Kyle Sturdivant
G • 6-2 • So.

1



Jordan Usher
G/F • 6-7 • Sr.

4



Moses Wright
F • 6-9 • Sr.

5



Josh Pastner
Head Coach



Eric Reveno
Associate Head Coach



Julian Swartz
Assistant Coach



Anthony Wilkins
Assistant Coach



Tyler Benson
Director of Operations



B.J. Elder
Director of Player Personnel



Hayden Sheridan
Director of Scouting

RADIO/TV CHEAT SHEET



0

MICHAEL DEVOE**Guard • 6-5 • 197 • Junior • Orlando, Fla.**

Yr	GP/GS	PPG	RPG	APG	FG%	3FG%	FT%
2020-21	20/20	14.6	4.2	3.1	.437	.404	.763
Season Highs		Pts: 29	Reb: 13	Ast: 8		Min: 47:36	
Last Game: 12 pts, 5-14 FG, 1-6 3pt FG, 4 ast in 36:32 at VT							



1

KYLE STURDIVANT**Guard • 6-2 • 198 • Sophomore • Norcross, Ga.**

Yr	GP/GS	PPG	RPG	APG	FG%	3FG%	FT%
2020-21	20/0	3.4	1.2	1.1	.441	.278	.733
Season Highs		Pts: 15	Reb: 5	Ast: 3		Min: 29:43	
Last Game: 3 pts, 1-3 FG, 1-2 3pt FG in 7:38 at VT							



2

SABA GIGIBERIA**Center • 7-1 • 250 • Freshman • Tbilisi, Georgia**

Yr	GP/GS	PPG	RPG	BK/G	FG%	3FG%	FT%
2020-21	8/0	1.1	1.8	0.0	.364	.500	.000
Season Highs		Pts: 3	Reb: 6	Ast: 1		Min: 10:01	
Last Game: 0 pts, 1 reb in 0:53 at VT							



3

BUBBA PARHAM**Guard • 5-10 • 160 • Senior • Snellville, Ga.**

Yr	GP/GS	PPG	RPG	APG	FG%	3FG%	FT%
2020-21	19/13	7.5	2.8	1.7	.409	.350	.800
Season Highs		Pts: 17	Reb: 8	Ast: 5		Min: 46:44	
Last Game: 3 pts, 1-1 FG, 1-2 3pt FG in 14:41 at VT							



4

JORDAN USHER**Guard/Forward • 6-7 • 213 • Senior • Canton, Ga.**

Yr	GP/GS	PPG	RPG	APG	FG%	3FG%	FT%
2020-21	20/20	10.5	4.1	2.8	.480	.299	.649
Season Highs		Pts: 21	Reb: 10	Ast: 6		Min: 39:29	
Last Game: 6 pts, 3-5FG, 3 ast, 2 stl in 25:55 at VT							



5

MOSES WRIGHT**Forward • 6-9 • 233 • Senior • Raleigh, N.C.**

Yr	GP/GS	PPG	RPG	BK/G	FG%	3FG%	FT%
2020-21	20/20	16.8	7.7	1.7	.532	.370	.698
Season Highs		Pts: 31	Reb: 19	Bk: 7		Min: 53:51	
Last Game: 26 pts, 9-11 FG, 7-11 FT, 10 reb, 3 ast in 36:55 at VT							



10

JOSE ALVARADO**Guard • 6-0 • 179 • Senior • Brooklyn, N.Y.**

Yr	GP/GS	PPG	RPG	APG	FG%	3FG%	FT%
2020-21	20/20	16.6	3.7	4.1	.524	.429	.864
Season Highs		Pts: 29	Reb: 10	Ast: 8		Min: 58:22	
Last Game: 13 pts, 5-10 FG, 3-5 3pt FG, 3 ast, 5 stl in 38:37 at VT							



11

TRISTAN MAXWELL**Guard • 6-2 • 209 • Freshman • Charlotte, N.C.**

Yr	GP/GS	PPG	RPG	APG	FG%	3FG%	FT%
2020-21	1/0	3.0	0.0	0.0	.000	.000	1.000
Season Highs		Pts: 3	Reb: 0	Ast: 0		Min: 8:12	
Last Game: DNP at VT							



12

KHALID MOORE**Forward • 6-7 • 200 • Junior • Briarwood, N.Y.**

Yr	GP/GS	PPG	RPG	APG	FG%	3FG%	FT%
2020-21	19/4	4.3	2.8	0.7	.356	.250	.645
Season Highs		Pts: 11	Reb: 8	Ast: 4		Min: 37:35	
Last Game: 6 pts, 2-6 FG, 1-3 3pt FG, 1 ast, 1 blk, 1 stl in 33:58 at VT							



14

DAVID DIDENKO**Forward • 6-9 • 233 • Junior • Yakutsk, Russia**

Yr	GP/GS	PPG	RPG	APG	FG%	3FG%	FT%
2020-21	5/0	0.0	0.4	0.0	.000	.000	.000
Season Highs		Pts: 0	Reb: 1	Ast: 0		Min: 3:48	
Last Game: 0 pts, 0 reb in 0:53 at VT							



23

JORDAN MEKE**Forward • 6-8 • 224 • Freshman • Yaoundé, Cameroon**

Yr	GP/GS	PPG	RPG	APG	FG%	3FG%	FT%
2020-21	1/0	0.0	1.0	0.0	.000	.000	.000
Season Highs		Pts: 0	Reb: 0	Ast: 0		Min: 0	
Last Game: out for season (back injury)							



24

RODNEY HOWARD**Forward • 6-10 • 241 • Sophomore • Ypsilanti, Mich.**

Yr	GP/GS	PPG	RPG	BK/G	FG%	3FG%	FT%
2020-21	14/2	1.5	1.2	0.4	.450	.000	.600
Season Highs		Pts: 8	Reb: 4	Bk: 3		Min: 16:35	
Last Game: 0 pts, 0 reb in 3:05 at VT							

Notes

- Averaging team-high 15.8 ppg in ACC games (7th in ACC), No. 4 in 3pt FG made (2.57 pg), No. 4 in pct. (.439)
- Scored 21 at FSU, 20 vs. UNC, 17 vs. WF, 22 vs. Clemson, 19 vs. FSU 2nd mtg, 17 at UL, 23 at CL
- Six 20-point games this season, hit career-high 7 3pt FG (7-11) at Miami, 6-7 vs. Clemson on J20
- Passed 1,000 career points vs. Pitt, now has 1,049 (42nd on Tech career list), 13th in career 3pt FG (141)

Notes

- Transfer from Southern California, eligible immediately, played in every game this season
- High-game 15 pts (5-6 FG), 3 ast vs. Kentucky; scored 7 pts each (5-9 FG) vs. WF & CL
- High at USC was 11 pts (4-6 FG) vs. Marquette as freshman; had 25 assists over 22 turnovers
- First alumnus of Norcross (Ga.) HS to attend Tech since Gani Lawal (2007-10)

Notes

- Four-star post prospect originally from the Republic of Georgia, played in 8 games this season
- Played two years of HS basketball in the United States., senior year at Prolific Prep in Napa, Calif.
- Ranked as high as No. 72 nationally (247Sports) and No. 14 at his position
- Has a 7-foot-4 wingspan

Notes

- Has 12 career double-digit games, 6 this season; scored 12 at Clemson, 11 vs. Pitt (7-17 FG, 4-11 3pt FG)
- Started 13 games this season (19 for his Tech career), missed J30 FSU game due to death in family
- Has turned the ball over just eight times all season, 33 assists (two TO in last 10 games, both at Clemson)
- Former All-SoCon performer at VMI, has 1,410 career points, 223 career 3pt FG

Notes

- Transfer from USC at mid-season last year, started all 42 games since becoming eligible at Tech
- Has reached double figures in points in 20 games at Tech, including 12 this season
- 8-game stretch before Pitt: 13.4 ppg, 42-85 FG (49.4%), 12-36 3pt FG, 3.5 rpg, 18 ast, 9 stl (inj in Pitt game)
- In ACC games: 10.7 ppg, 47.6% FG, 30.2% 3pt FG, 3.4 rpg, 2.6 apg, 1.4 spg

Notes

- No. 4 in ACC in scoring, No. 8 in rebound avg., No. 5 in FG pct., No. 5 steals, No. 5 blocks, No. 6 minutes
- Seven 20-point games this season (21 vs. Kentucky, 24 vs. FAMU, 21 vs. Clemson, 23 vs. FSU, 26 at VT)
- Five double-doubles this season (31/19 vs. Ga St, 12/14 at Duke, 15/16 at LOU, 14/12 at MIA, 26/10 at VT)
- In ACC games: 15.1 ppg, 7.4 rpg, 2.3 apg, 1.6 spg, 50.9% FG, 70.2% FT

Notes

- Preseason All-ACC 2nd team; named to Midseason Top 30 team for the Naismith Award
- Top 10 ACC ranking in 7 stat categories - No. 6 ppg, No. 6 FG%, No. 1 FT%, No. 6 apg, No. 1 stl/g, No. 3 min
- Eight 20-point games this season - 5 vs. ACC teams (20 vs. UNC, 25 vs. WF, 20 at UVA, 26 at Duke, 21 vs. FSU)
- In ACC games: 15.7 ppg, 3.8 rpg, 4.1 apg, 3.2 spg, 54.6% FG, 43.8% 3pt FG, 83.9% FT

Notes

- Consensus N.C. state high school player of the year as a senior (played only 1 game due to right foot injury)
- Led North Mecklenburg HS to the state championship game, which was never held due to Covid-19
- North Mecklenburg's all-time leading scorer (2,253), NC HS record for 3pt FG (331)
- Led North Mecklenburg to 104-12 record in his four years on the varsity team

Notes

- Versatile player who does a little of everything, started 5 games this season, 27 during his career
- Scored season high 11 pts (5-7 FG), 8 rebs at Nebraska, 11 pts (2-2 3pt FG) vs. Delaware State
- Last 3 ACC home games: 4.7 ppg, 1.7 rpg, 5-10 FG, 2-5 3pt FG
- Attended alma mater of legendary Tech guard Kenny Anderson, played on same AAU team as Jose Alvarado

Notes

- Transferred from Palm Beach State CC in Florida with two years of eligibility remaining at Tech
- Native of Yakutsk, Russia, emigrated to the United States in 2010, attended HS in Boca Raton
- Played in six games in 2019-20, four this season
- Scored his first points at Tech vs. Morehouse on a 3-pointer, grabbed 3 rebounds

Notes

- Spent all four years of HS at Mt. Bethel Christian Academy in Kennesaw, Ga. (out for season with back injury)
- Four-time all-state and all-Atlanta metro performer who set school records for points, rebounds, blocked shots
- Led Mt. Bethel to two Georgia Independent Christian Athletic Association state titles, one trip to class A semifinals
- Has 7-foot-1 wingspan

Notes

- Transfer from Georgia, has three years of eligibility at Tech beginning this season; played in 14 games (10 ACC)
- Season-high 8 pts at Miami (4-7 FG), season-high 4 rebounds twice (Mercer, at Louisville)
- Played in 24 games with two starts at UGA, finished 2nd on team in blocked shots (15) despite limited minutes
- Born in Michigan, attended HS in Georgia until senior year (Legacy Charter in S.C.)