



GEORGIA TECH BASKETBALL 2020-21

ACC Champions 1985, 1990, 1993 • Final Four 1990, 2004 • 16 NCAA Tournament appearances

2020-21 Schedule/Results

N25	GEORGIA STATE	RSN	L, 120-123 (4 ot)
N27	MERCER	RSN	L, 73-83
D6	vs. Kentucky# (20/na)	ESPN	W, 79-62
D9	at Nebraska+	ESPN2	W, 75-64
D15	at Florida State (15/15)	ACCN	L, 61-74
D18	FLORIDA A&M	RSN	W, 74-64
D20	DELAWARE STATE	ACCN	W, 97-69
D23	at UAB	CBSSN	cancelled
D30	NORTH CAROLINA (rv/rv)	RSN	W, 72-67
J3	WAKE FOREST	ACCN	W, 70-54
J6	at Notre Dame	RSN	postponed
J9	at Louisville (rv/25)	ACCN	postponed
J13	PITTSBURGH	ACCN	postponed
J16	at NC State (rv/nr)	RSN	postponed
J20	CLEMSON (20/22)	RSN	W, 83-65
J23	at Virginia (13/12)	ACCN	8 p.m.
J26	at Duke (rv/rv)	ESPN	9 p.m.
J30	FLORIDA STATE (rv/25)	ACCN	4 p.m.
F6	NOTRE DAME	ACCN	8 p.m.
F10	VIRGINIA (13/12)	RSN	7 p.m.
F13	at Clemson (20/22)	ACCN	4 p.m.
F16	BOSTON COLLEGE	ACCN	8 p.m.
F20	at Miami	RSN	12 p.m.
F23	at Virginia Tech (16/14)	RSN	7 p.m.
F27	SYRACUSE	ESPN/ESPN2	12 p.m.
M2	DUKE (rv/rv)	ESPN/ESPN2	7 p.m.
M5	at Wake Forest	ACCN	8 p.m.
M9-13	ACC Tournament (Greensboro, N.C.)		

#Holiday Hoops giving (State Farm Arena, Atlanta, Ga.); +ACC/Big Ten Challenge

All times Eastern; home games in ALL CAPS

(AP/coaches) - rankings in AP/coaches polls at time of game, current rankings for upcoming games (rv=receiving votes)

TV: ACC Network

Play-by-play	Jay Alter
Analyst	Malcolm Huckaby

RADIO: Learfield IMG College/WCCN-Radio

Play-by-play	Andy Demetra
Analyst	Randy Waters
Engineer	Miller Pope
In Atlanta	680 AM, 93.7 FM
National/SiriusXM	Ch. 371 Internet 971
Online	GT Gameday App, Rambinwreck.com
TuneIn	buzz.gt/LiveTuneIn

COMMUNICATIONS

GTMBB contact	Mike Stamus
Phone	404-894-5445 (ofc), 404-218-9723 (cell)
E-mail	mstamus@athletics.gatech.edu

SOCIAL MEDIA: #TogetherWeSwarm

Official Twitter	@GTMBB / @GTJoshPastner
Facebook	gtmensbasketball
Instagram	gtmensbasketball

GEORGIA TECH (7-3, 3-1 ACC) vs. #13/12 VIRGINIA (9-2, 5-0 ACC)

Game 11 • January 23, 2021 • 8 p.m. EST

Tech Travels to No. 13/12 Virginia

Riding a five-game winning streak, Georgia Tech returns to the court Saturday for an 8 p.m. ACC road contest against No. 13/12 Virginia at John Paul Jones Arena in Charlottesville, Va., the second of two contests Tech faces against top-25 teams this week.

The Yellow Jackets (7-3, 3-1 ACC) got the better of the first such contest Wednesday night, an 83-65 homecourt win over No. 20/22 Clemson following a 17-day pause in their schedule. Tech has won seven of its last eight games following an 0-2 start to the season, including homecourt wins over North Carolina (72-67) and Wake Forest (70-54) in its last two games before the shutdown. Tech has been efficient offensively in its ACC games, averaging 71.5 points while hitting 51 percent from the floor and 42.1 percent from three-point range while turning the ball over just 12.3 times per game.

The Cavaliers (9-2, 5-0 ACC), also on a five-game winning streak, have come alive offensively in their last two games with an 80-68 victory over Notre Dame at home and an 85-50 rout of Clemson on the road. Virginia has won its five ACC games by an average of 15.4 points, permitting only 57 points a game, and has been even more efficient on offense, hitting 52.2 percent from the floor, 40.2 percent from three-point range and 78.4 percent from the foul line, with only 6.6

GAME INFORMATION

Event site	John Paul Jones Arena, Charlottesville, Va.
Series vs. Virginia	Virginia leads, 43-40
In Charlottesville	Virginia leads, 24-11
Last meeting	1/16/2020 - UVA won 63-58 in Atlanta

GEORGIA TECH YELLOW JACKETS

Rankings (AP/coaches/KenPom/NET)	nr nr 61 58
Record breakdown	5-2 home 1-1 road 1-0 neutral
Head coach	Josh Pastner (Arizona, 1997)
Career record/at GT	239-143! (12th yr) 72-70! (5th yr)
Pastner vs. Virginia	0-5
Next game	Jan. 26 at Duke

! On-court record - 22 wins and 1 loss vacated by NCAA Committee on Infractions

VIRGINIA CAVALIERS

Rankings (AP/coaches/KenPom/NET)	13 12 7 8
Record breakdown	5-0 home 3-0 road 1-2 neutral
Head coach	Tony Bennett (Green Bay, 1982)
Career record/at UVA	355-131 (15th yr) 268-98 (12th yr)
Bennett vs. Tech	13-2
Next game	Jan. 25 vs. Syracuse

ROSTER AT-A-GLANCE (#indicates last game starters)

10	Jose Alvarado#	G	6-0	179	Jr.	Brooklyn, N.Y.	17.3 ppg....3.0 apg
> Preseason 2nd team All-ACC; No. 2 in ACC in scoring, No. 6 FG%, No. 9 assists, No. 2 FT%, No. 2 steals							
34	Niko Broadway	G	6-3	180	Fr.	Atlanta, Ga.	0.0 ppg....0.0 rpg
> Non-scholarship player in his 2nd year with the program, scored first collegiate points vs. Morehouse last 1/28							
13	Coleman Boyd	G	6-1	173	Fr.	Smyrna, Ga.	0.0 ppg....0.0 apg
> Non-scholarship player in his 2nd year with the program, scored first collegiate points vs. Hawai'i last 12/25							
0	Michael Devoe#	G	6-5	193	So.	Orlando, Fla.	13.9 ppg....3.5 apg
> Double figures in 6 of 8 games this season, No. 14 in ACC in scoring; 14.6 ppg last 5 games (26-of-51 FG)							
14	David Didenko	F	6-9	232	So.	Yakutsk, Russia	0.0 ppg....1.0 rpg
> Signed with Tech out of Palm Beach State Community College, played in 6 games last season							
2	Saba Gigiberia	C	7-1	250	Fr.	Tbilisi, Georgia	0.7 ppg....2.0 rpg
> Four-star prospect played senior year at Prolific Prep Academy in Napa, Calif., played in 4 games							
24	Rodney Howard	F	6-10	241	So.	Ypsilanti, Mich.	2.6 ppg....1.2 rpg
> Transfer from Georgia eligible immediately, played in 5 games; 6 pts, 4 reb vs. Mercer; 7 pts vs. Delaware State							
35	Jehloni James	F	6-8	180	So.	Sugar Hill, Ga.	0.0 ppg....1.0 rpg
> Non-scholarship forward in his 2nd year with the program, played in 1 game last season							
11	Tristan Maxwell	G	6-2	209	Fr.	Huntersville, N.C.	3.0 ppg....0.0 rpg
> Consensus N.C. state player of the year; all-time leading scorer and 3-pt shooter at North Mecklenburg HS							
45	Shaheed Medlock	G	6-5	196	Sr.	Chicago, Ill.	2.0 ppg....0.0 rpg
> Non-scholarship player in his third year with the program, played in 3 games last season							
23	Jordan Meka	F	6-8	224	Fr.	Yaounde, Cameroon	0.0 ppg....1.0 rpg
> Multi-year all-state performer at Mt. Bethel Christian Acad. (Marietta, Ga.); holds school records in pts, rebs, blks							
12	Khalid Moore	F	6-7	203	So.	Briarwood, N.Y.	5.1 ppg....3.8 rpg
> Avg. 6.0 ppg (10-20 FG), 5.3 rpg, total 6 ast and 5 steals last 5 games; season-high 11 pts/8 reb at Nebraska							
3	Bubba Parham#	G	5-10	160	Jr.	Snellville, Ga.	9.9 ppg....2.3 apg
> Scored in double digits in 4 of 8 games; 2nd on team in 3pt attempts (14-of-43)							
55	Malachi Rice	G	6-0	186	Jr.	Indianapolis, Ind.	3.0 ppg....0.0 rpg
> Non-scholarship player in his 4th year with the program, played in 1 game last season							
1	Kyle Sturdivant	G	6-2	198	So.	Norcross, Ga.	3.3 ppg....1.3 apg
> Transfer from Southern California; season-high 15 points (5-6 FG, 4-4 FT) vs. Kentucky							
4	Jordan Usher#	G/F	6-7	220	Jr.	Canton, Ga.	10.8 ppg....4.9 rpg
> Double-figure scoring in 6 of 8 games; shooting 49.3% from floor, 2.9 apg							
5	Moses Wright#	F	6-9	230	Jr.	Raleigh, N.C.	18.1 ppg....7.1 rpg
> No. 5 in the ACC in scoring, No. 10 rebounding, No. 4 FG% (54.6); scored 20 or more in 4 games this season							

TECH NOTEBOOK

Tech Team Statistics

Category	2020-21	#ACC	*NCAA
Scoring offense	80.4	1	39
Scoring defense	72.5	13	234
Scoring margin	+7.9	7	87
Field goal pct.	.477	2	48
Field goal pct. def.	.454	11	257
3-pt FG pct.	.368	4	59
3-pt FG made	8.9	3	54
3-pt FG pct. def.	.375	14	315
3-pt FG allowed	8.1	--	--
Free throw pct.	.712	8	142
Free throws made	14.1	10	211
Free throws allowed	11.6	--	--
Rebound average	33.3	10	276
Rebound margin	-1.1	12	236
O-Reb per game	8.7	12	251
D-Reb per game	24.5	11	254
Assists per game	17.1	2	28
Assist/TO ratio	1.4	3	26
Turnover margin	+4.5	2	18
Turnovers per game	12.0	3	65
Turnovers forced	16.5	2	36
Blocks per game	2.7	13	223
Steals per game	9.3	1	13
Personal fouls per game	16.8	7	101
<i>#ACC rankings through games of Jan. 20</i>			
<i>*NCAA rankings (357 teams ranked) through end of regular season</i>			

Games Started

Player	Consec.	2020-21	Career	Conf.
Jose Alvarado	11	10	88	52
Michael Devoe	19	10	61	43
David Didenko	-	-	-	-
Saba Gigiberia	-	-	-	-
Rodney Howard	-	2	4	-
Tristan Maxwell	-	-	-	-
Jordan Meka	-	-	-	-
Khalid Moore	-	-	22	10
Bubba Parham	8	8	76	41
Kyle Sturdivant	-	-	-	-
Jordan Usher	33	10	37	24
Moses Wright	48	10	72	39
<i>*includes starts at previous school</i>				
<i>Career ACC includes ACC Tournament starts</i>				

Non-Conference Breakdown

Team	Conf.	Record	Conf.	KP	NET
Delaware State	MEAC	0-9	0-4	351	337
Florida A&M	MEAC	2-6	1-0	291	240
Georgia State	Sun Belt	8-2	2-1	107	60
Kentucky	SEC	4-9	3-3	58	93
Mercer	SoCon	9-4	2-3	151	88
Nebraska	Big Ten	4-8	0-5	124	164
GT strength of schedule rank (2020-21)					114
GT NC strength of schedule rank (2020-21)					223
<i>KP - KenPom.com, NET - NCAA NET rankings</i>					
<i>Through games of Jan. 20</i>					

turnovers per game.

Saturday's game will be televised nationally on the ACC Network and will be streamed live on the ESPN app. Radio coverage is provided by the Georgia Tech Sports Network by Learfield IMG College, with flagship station WCNN-Radio (680 AM, 93.7 FM) in Atlanta. The Tech broadcast can be heard on SiriusXM Ch. 371 (internet Ch. 971) and the TuneIn app.

The Tipoff

• **New Year's six** - Georgia Tech has won five straight games for the first time since early in the 2012-13 season, when the Yellow Jackets won six in a row.

• **Plead the fifth** - Georgia Tech currently occupies the same position in the ACC standings - fifth - where it finishes the 2019-20 season, and is off to its first 3-1 start in the ACC since the 2017-18 season. The Yellow Jackets were projected to finish ninth in the official preseason media poll.

• **What break?** - Tech played as if there had been no pause Wednesday night when it defeated No. 20 Clemson, 83-65. The trends that preceded the break continued, efficient offense (57.4 percent from the floor, 21 assists on 31 field goals), excellent three-point shooting (16-of-27), low turnovers (10) and opportunistic defense (20 turnovers forced, 30 points off).

• **Nuthin' but Net** - Georgia Tech holds its highest position (No. 58) in the NCAA NET rankings since the system was instituted, having jumped 12 spots after its win over Clemson. The Jackets are No. 61 in KenPom's ratings, their highest position during the conference portion of the season since February of 2016.

• **Fear the sabre** - Tech is looking to snap a six-game skid in its series with Virginia, which has won 14 of the last 16 against the Yellow Jackets, and a seven-game losing streak at J.P.J. Tech's last win there occurred Jan. 27, 2008.

• **Shooting duel** - Saturday's game matches the top two shooting teams in the ACC - Virginia at 50.7 percent and Georgia Tech at 47.7 percent in all games. In ACC games, Virginia is No. 2 at 52.2 percent and Tech is No. 3 at 51.0 percent.

• **Making their points** - Tech remains the ACC's top scoring team at 80.4 points per game, an average bolstered by a 123-120, four-overtime loss to Georgia State in its season opener. However, the Jackets scored 77 in regulation of that game, and have scored more than 70 points in nine games this season, including 97 against Delaware State, a high for a regulation game under Pastner. Tech is No. 2 in the ACC in field goal percentage (47.7 pct.) and No. 4 in three-point shooting (36.8 pct.).

• **Balance** - Four Tech starters are averaging in double figure points for the season, led by Moses Wright at 17.4 points per game, and also in ACC games, led by Michael Devoe at 20.0.

• **Dynamic duo** - Michael Devoe and Jose Alvarado are averaging 20.0 and 15.0 points per game in ACC games, ranking No. 1 and 11, respectively. They have shot 56.7 percent from the floor combined (51-of-90) and 46.7 percent (21-of-45) from three-point range. The Jackets are 4-1 this season when both players score in double digits, including two ACC wins.

• **Triple threat** - Jose Alvarado, Michael Devoe and Bubba Parham have hit 36-of-78 collectively (46.2 percent) from three-point range in Tech's last five games, and are 26-of-58 (44.8 percent) against the ACC.

• **Call me Ush** - Perhaps the least talked-about member of Tech's starting lineup, Jordan Usher grabbed some attention by hitting 5-of-8 three-point attempts and scoring 21 points against Clemson. The 6-7 senior wing has seven double-digit games this season and is averaging 12.0 points (51.4% FG) in ACC games.

• **Small ball** - Tech moved 6-9 senior Moses Wright, who has played the "4" position most of his career, into the "5" spot and started 5-10 senior Bubba Parham beginning with the

Series vs. Virginia

Georgia Tech trails, 40-43

Home: 24-14, Away: 11-24, Neutral: 5-5

All Home Games: 24-14

At McCamish Pavilion: 2-3

At AMC: 21-8

At Georgia Dome: 1-0

At The Omni: 1-3

At Philips Arena: 0-1

In Atlanta: 26-15

All Road Games: 11-24

At John Paul Jones Arena: 1-8

At University Hall: 10-16

As ACC members: 38-42

In the ACC Tournament: 5-5

All Neutral Games: 5-5

Under Whack Hyder: 1-1

Under Dwane Morrison: 1-4

Under Bobby Cremins: 24-20

Under Paul Hewitt: 11-8

Under Brian Gregory: 2-5

Under Josh Pastner: 0-5

Vs. Tony Bennett: 2-13

Longest Winning Streak: 9 games (1990-94)

Longest Losing Streak: 8 games (1981-83)

Most Points Scored: 105 on 2-14-1998

Fewest Points Scored: 28 on 1-22-2015

Most Points Allowed: 96 on 3-12-1983

Fewest Points Allowed: 46 on 1-21-1985

Largest Margin of Victory: 27 on 1-19-1991

Largest Margin of Defeat: 41 on 2-16-1981

Recent Series Results

1-9-200110/11a1	W	73-68
2-11-20016/9h10	W	62-56
3-9-200112/12n5	W	74-69
1-22-20027/7h10	L	65-69
2-23-200222/15a1	W	82-80
2-1-2003h10	W	80-60
3-5-2003a1	W	90-73
1-15-200412/14h10	W	75-57
2-14-200415/16a1	L	80-82
1-8-20059/10h10	W	92-69
12-4-2005h10	W	63-54
2-24-200724/va2	L	69-75
1-27-2008 (ot)a2	W	92-82
3-3-2008h10	L	74-76
3-13-2008n6	W	94-76
12-28-2008 (ot)h10	L	84-88
1-13-201020/18a2	L	75-82
1-22-2011a2	L	64-72
2-23-2011h10	L	56-62
1-19-201215/17h13	L	38-70
2-3-2013h15	W	66-60
2-24-2013a2	L	54-82
2-8-2014h15	L	45-64
1-22-2015a2	L	28-57
1-9-20164/4h15	W	68-64
3-10-20164/4n7	L	52-72
1-21-201716/16a2	L	49-62
1-18-20182/2h15	L	48-64
2-21-20181/2a2	L	54-65
2-27-20192/2a2	L	51-81
1-18-2020h15	L	58-63

a1-University Hall; a2-John Paul Jones Arena; n5-ACC Tournament (Georgia Dome, Atlanta, Ga.); n6-ACC Tournament (Bobcats Arena, Charlotte, N.C.); n7-ACC Tournament (Verizon Center, Washington, D.C.)

TECH NOTEBOOK

Just Georgia Tech, please...

The Georgia Institute of Technology is the official title, but Georgia Tech will work fine, or just Tech (unless you're in Virginia or Texas). We would appreciate it if you would use our name in those ways. Georgia Tech University is incorrect. Thank you.

Georgia Tech Quick Facts

Official Name: Georgia Institute of Technology
Location: Atlanta, Ga.
Enrollment: 35,000
Founded: 1885
Colors: Old Gold and White
Nickname: Yellow Jackets; Ramblin' Wreck
Mascot: Buzz (Yellow Jacket)
Fight Songs: Ramblin' Wreck, White and Gold
Conference: Atlantic Coast (ACC)
Home Arena: McCamish Pavilion (capacity 8,600)
President: Dr. Angel Cabrera
Director of Athletics: Todd Stansbury
Faculty Rep. for Athletics: Dr. Baratunde Cola
Head Coach: Josh Pastner (Arizona, 1997)
Record at Tech: 72-70 ! (5th season)
Overall: 239-143 ! (12th season)
ACC Regular Season: 34-44 !
ACC Tournament: 0-3
NCAA Tournament: 2-4
Associate Head Coach: Eric Reveno (Stanford, 1989), 5th season
Assistant Coach: Julian Swartz (Carroll College, 2005), 5th season
Assistant Coach: Anthony Wilkins (Kent State, 2013), 3rd season
Assoc. Dir. of Player Personnel: B.J. Elder (Georgia Tech, 2014)
Director of Operations: Tyler Benson (St. Bonaventure, 2009)
Director of Scouting: Hayden Sheridan (Arizona, 2016)
Player Development Coach: Dr. Dan Taylor (Franklin Pierce, 2002)
Athletic Trainer: Richard Stewart (Salisbury, 2005)
<i>! On-court record (Georgia Tech had 22 wins and one loss during the 2016-17 and 2017-18 seasons vacated by the NCAA's Committee on Infractions.)</i>

Basketball History

105th season: 1st game, Feb. 17, 1906 vs. Auburn
All-time Record: 1,400-1,261 !
Winning/Losing/500 Seasons: 53 / 47 / 4
NCAA Appearances (16): 23-16 record
1960, 1985, 1986, 1987, 1988, 1989, 1990, 1991, 1992, 1993, 1996, 2001, 2004, 2005, 2007, 2010
Final Fours (2): 1990, 2004
NIT Appearances (8): 10-8 record
1970, 1971, 1984, 1994, 1998, 1999, 2003, 2016
ACC Championships (3): 1985, 1990, 1993
ACC Regular-Season Titles (2): 1985 (tie), 1996
ACC Regular-Season Record (42nd season): 268-386 !
ACC Tournament Record: 26-37
SEC Championships (1): 1938
SEC Regular-Season Titles (1): 1937
SEC Regular-Season Record (1932-64): 201-207
Metro Conference Regular-Season Record (1975-78): 9-10
Metro Conference Tournament Record: 4-3
Record at McCamish Pavilion: 98-52 ! (7th season)
Record at Alexander Memorial Coliseum: 556-194 (55 seasons, 1956-2011)
Record at State Farm Arena: 8-11
Record at Infinite Energy Center: 4-1
Record at Georgia Dome: 9-5
All-Time Head Coaches: 14
ACC Head Coaches: 5
All-America Selections: 14 (12 players)
Consensus All-Americans: 2
First-Team All-Americans: 5
National Players of the Year: 1
All-ACC Selections: 52 times (31 players)
ACC Players of the Year: 2
ACC Rookies of the Year: 11
ACC Coaches of the Year: 5 (3 coaches)
ACC Tournament MVPs: 3
ACC All-Freshman Team: 15

Dec. 6 win over Kentucky. The re-alignment has worked as the Jackets have shot 50.3 percent from the floor, hit 9.3 three-point field goals per game (39.8 percent), turned the ball over just 83 times and forced 135 in its last eight games. Tech also has assisted on 64.1 percent of its field goals in that stretch.

- **Size doesn't matter** - Since going to its small starting lineup, Tech has seen only nine of its shots blocked after having 13 swatted away in its first two games. At the time of Tech's meetings with them, Kentucky ranked No. 4, Nebraska No. 28, FSU No. 1 and North Carolina No. 8 in average height, according to KenPom.com. The Jackets rank No. 287.

- **Ball security** - The Jackets rank No. 3 in the ACC and No. 26 nationally in assist/turnover ratio (1.43), and they rank No. 2 in the ACC and No. 18 nationally in turnover margin (plus-4.5). Only three ACC teams have turned the ball over fewer times per game than has Tech (12.0) in all games, and Tech has forced the most average turnovers in conference games. Tech's top seven scorers all have positive assist/turnover ratios.

- **Minutemen** - Tech has four of the top 23 players in the ACC in average minutes played (Jose Alvarado, Moses Wright, Michael Devoe, Bubba Parham).

- **Comparison shopping** - Georgia Tech and Virginia both own victories over Wake Forest (Tech by 70-54, Virginia by 70-61) and Clemson (Tech by 83-65, Virginia by 85-50).

Series vs. Virginia

- Virginia has won 14 of the last 16 meetings to move ahead 43-40 in the all-time series, which dates back to 1947.

- The Cavaliers have won the last six games in the series, including a 63-58 win in Atlanta in the teams' only regular-season meeting in 2019-20.

- Tech is just 1-8 at John Paul Jones Arena and has lost on its last seven trips to Charlottesville.

- The Yellow Jackets were 10-16 against Virginia at University Hall, the Cavaliers' former homecourt, Tech's best winning percentage on any ACC foe's home court.

- Tech is 2-3 against Virginia in McCamish Pavilion after going 21-8 against the Cavaliers in Alexander Memorial Coliseum. Overall, the Yellow Jackets are 24-14 on all home courts and 26-15 in games played in the city of Atlanta.

- Since Tech joined the ACC, the Yellow Jackets are 38-42 against Virginia.

- Tech was 11-8 against Virginia under Paul Hewitt, including wins in all three meetings in Hewitt's first season of 2000-01. Josh Pastner is 0-6 vs. Virginia (one loss at Memphis), and Tony Bennett is 13-2 vs. Tech.

- Tech has averaged 53.7 points per game in 15 meetings against Bennett's Virginia teams, failing to reach 50 points in five of those games. Tech's high of 75 came in the very first meeting in 2010.

- Tech and Virginia have played to overtime seven times since the 1983-84 season, including a 72-71 triple-overtime win for Tech in Atlanta on Jan. 23, 1984, and an 88-85 double-overtime triumph for Virginia in Charlottesville on Jan. 22, 1995.

- In the ACC Tournament, Tech has won five of nine meetings, including a 70-61 Jacket victory in the 1990 final in Charlotte.

The Pause Nobody Wanted

Georgia Tech's had four of its games were postponed due to COVID-19 protocols prior to Wednesday's win over Clemson, matching the longest layoff (16 days between games) in program history.

The last such break occurred the 1982-83 season, when coach Bobby Cremins' second Tech team, led by freshman Mark Price, went 16 days between games (Dec. 18 to Jan. 4). Tech has had nine other in-season breaks of 12 days or longer, all of them around the Christmas holiday.

Tech has had five games called off altogether due to COVID issues this season. The first occurred Dec. 23 when its game at UAB was called off due to positive tests within the

Last Year vs. Virginia

Virginia 63, Georgia Tech 58

Jan. 18, 2020 • McCamish Pavilion

Georgia Tech put on a 9-0 run in the second half to pull within three, but was unable to get closer, dropping a 63-58 ACC contest to Virginia for its second straight loss.

The Yellow Jackets (8-10, 3-5 ACC) shot right at 50 percent overall and tallied their highest point total against Virginia in six years, while the Cavaliers (12-5, 4-3 ACC) finished a shade below at 47.2 percent.

Leading the way offensively for Tech was Jose Alvarado, who finished with a game-high 20 points off 8-of-14 shooting. Also finishing in double digits was James Banks III, who was just one rebound shy of a double-double at 10 and nine.

UVA finished with three double-digit scorers on the night. Jay Huff and Mamadi Diakite led the way with 17 points apiece, while Braxton Key finished with 10..

VIRGINIA (12-5, 4-3 ACC)

Player	FG-A	3P-A	FT-A	Reb	PF	Pts	A	TO	Bk	S	MIN
Diakite, Mamadi*	6-14	0-1	5-6	6	3	17	0	5	2	0	32
Huff, Jay*	7-10	1-1	2-2	8	3	17	2	1	6	0	34
Clark, Kihei*	3-7	0-2	1-4	3	1	7	7	2	0	3	40
Key, Braxton*	5-10	0-2	0-4	6	1	10	6	2	0	2	39
Woldenseae, Tomas*3-8	3-7	0-0	2-3	9	2	1	1	3	3	32	
Morsell, Casey*	0-0	0-0	0-0	1	1	0	0	0	0	0	4
Stattmann, Kody*	1-4	1-3	0-0	0	1	3	0	0	0	0	19
Totals	25-53	5-16	8-16	30	13	63	17	12	9	8	200
FG%	1st Half: 13-27 48.1%			2nd Half: 12-26 46.2%			Game: 47.2%				
3FG%	1st Half: 3-6 50.0%			2nd Half: 2-10 20.0%			Game: 31.3%				
FT%	1st Half: 4-7 57.1%			2nd Half: 4-9 44.4%			Game: 50.0%				

GEORGIA TECH (8-10, 3-5 ACC)

Player	FG-A	3P-A	FT-A	Reb	PF	Pts	A	TO	Bk	S	MIN
Usher, Jordan*	2-4	1-1	1-4	1	2	6	1	3	0	0	20
Wright, Moses*	3-10	1-2	0-0	5	3	7	1	3	0	2	32
Banks III, James*	5-9	0-0	0-0	9	4	10	5	3	1	3	36
Devoe, Michael*	3-3	0-0	0-0	5	1	6	4	5	0	0	34
Alvarado, Jose*	8-14	2-7	2-3	2	4	20	2	2	0	2	35
Cole, Evan	3-6	0-1	0-2	4	1	6	1	0	0	0	15
Parham, Bubba	1-4	1-3	0-0	4	4	3	2	2	0	2	28
Totals	25-50	5-14	3-9	31	19	58	16	18	1	9	200
FG%	1st Half: 11-18 61.1%	2nd Half: 14-32 43.8%	Game: 50.0%								
3FG%	1st Half: 2-4 50.0%	2nd Half: 3-10 30.0%	Game: 35.7%								
FT%	1st Half: 1-2 50.0%	2nd Half: 2-7 28.6%	Game: 33.3%								

Score by Periods	1st	2nd	Total
Virginia	33	30	63
Georgia Tech	25	33	58

Officials: Bert Smith, Mark Schnur, Nathan Farrell

Attendance: 7314

Points in the paint-VA 32,GT 32. Points off turnovers-VA 14,GT 19.

2nd chance points-VA 10,GT 12. Fast break points-VA 8,GT 2.

Bench points-VA 3,GT 9. Score tied-3 times. Lead changed-2 times.

Last FG-VA 2nd-00:52, GT 2nd-00:06.

Largest lead-VA by 14 2nd-14:47, GT by 3 1st-17:17.

VA led for 35:52, GT led for 01:13. Game was tied for 02:55.

TECH NOTEBOOK

Tech's Record

	2020-21	CJP
At home	5-2	55-25
On the road	1-1	14-36
At neutral sites	1-0	3-6
Vs. top-10 opponents	0-0	3-13
Vs. top-25 opponents	2-1	8-23
Vs. teams over .500	4-2	44-60
Vs. teams under .500	3-0	22-6
Vs. teams at .500	0-1	5-3
While in the top 25	0-0	0-0
In November	0-2	14-8
In December	5-1	19-17
In January	2-0	19-17
In February	0-0	10-22
In March/April	0-0	10-5
Wearing white uniforms	4-2	51-25
Wearing gold uniforms	2-0	14-25
Wearing navy uniforms	1-1	8-16
Wearing black uniforms	0-0	0-0
Game is decided by 5 pts./fewer or OT	1-1	16-17
Game is decided by 10/fewer or OT	2-2	32-35
Leading at the half	6-0	55-14
Trailing at the half	1-3	16-55
Tied at the half	0-0	1-0
Leading with 5:00 to play	6-0	62-3
Trailing with 5:00 to play	1-2	7-63
Tied with 5:00 to play	0-1	2-3
In overtime games	0-1	3-3
After a bye in the ACC schedule	0-0	2-3
Tech scores 100 or more points	0-1	0-1
Tech scores 70 or more points	7-2	49-14
Tech scores fewer than 70 points	0-1	23-56
Opponent scores 100 or more points	0-1	0-2
Opponent scores 70 or more	0-3	11-41
Opponent scores fewer than 70	7-0	63-26
Opponent scores fewer than 50	0-0	4-0
Tech shoots 50 pct. or better	5-0	27-7
Opponent shoots 50 pct. or better	1-1	2-14
Opponent shoots under 40 pct.	1-0	50-14
Tech has a higher FG% than opponent	7-1	70-18
Tech has a lower FG% than opponent	0-2	0-48
FG percentage is even	0-0	0-2
Tech has more 3-point FGs	5-0	24-15
Tech has fewer 3-point FGs	0-3	38-45
3-point FGs are even	2-0	11-8
Tech attempts more FT than opponent	6-1	54-20
Tech attempts fewer FT than opponent	0-2	15-45
Free throw attempts are even	1-0	3-4
Tech outrebounds opponent	2-2	37-20
Opponent outrebounds Tech	4-1	29-49
Rebounds are even	1-0	6-1
Tech has fewer turnovers than opponent	6-1	33-18
Tech has more turnovers than opponent	1-2	36-43
Turnovers are even	0-0	4-6
Tech has more assists than turnovers	7-1	44-19
Committing more fouls	2-2	16-41
Committing fewer fouls	4-1	50-21
Fouls are even	1-0	6-7
4/more Jackets score in double figures	4-1	35-16
A Jacket scores 20 or more	7-3	43-35
A Jacket scores 30 or more	0-1	3-3
Scoring more bench points	2-0	31-25
Scoring fewer bench points	5-3	39-39
Bench scoring is even	0-1	2-5

Blazers' program. The game will not be made up.

LONGEST LAYOFFS

Season	Dates	#Days b/t Games
2020-21	Jan. 3-20	16
1982-83	Dec. 18-Jan. 4	16
1953-54	Dec. 12-28	15
1948-49	Dec. 22-Jan. 7	15
1945-46	Dec. 20-Jan. 4	14
1975-76	Nov. 26-Dec. 10	13
1969-70	Dec. 5-19	13
2007-08	Dec. 5-18	12
1972-73	Nov. 30-Dec. 13	12
1971-72	Nov. 28-Dec. 11	12
1950-51	Dec. 15-28	12

Last Time Out

Michael Devoe, Moses Wright and Jordan Usher combined to score 64 of Georgia Tech's 83 points and led the Yellow Jackets to their fifth consecutive win, an 83-65 victory over No. 20/22 Clemson on Wednesday night at McCamish Pavilion.

The Jackets shot 57.4 percent overall from the field (31-of-54) and 59.3 percent on 3-point attempts (16-of-27) in the win. The 16 3-pointers were a McCamish Pavilion record, topping the 14 made by Syracuse last season, and just one shy of Georgia Tech's school record of 17, set at Clemson in 2001.

The red-hot shooting was highlighted by Devoe, who was 6-for-7 from beyond the arc en route to a game-high 22-points. Wright scored 17 in the first half on his way to a 21-point performance, his fifth game with at least 20 points this season. Usher drained five triples while also tallying 21 points, which set a new personal Georgia Tech career high.

Georgia Tech (7-3, 3-1 ACC) used a 20-7 run late in the first half to turn a 23-21 deficit into a 41-30 lead. The Jackets never trailed again, as they took a nine-point lead (45-36) into halftime and stretched the advantage to as many as 22 points (68-46) in the second half. In addition to the shooting clinic, the Yellow Jackets also used some stifling defense to run past Clemson (9-3, 3-3 ACC). Tech forced 20 turnovers and scored 30 points off of the Tigers' miscues. The Jackets had 11 steals, led by Jose Alvarado's and Devoe's game-high four apiece. Devoe also led all players with six assists.

Team Trends

- Four of Tech's starters are averaging in double figures in scoring for the season, only Bubba Parham below that mark at 8.8 points per game. Four or more Yellow Jackets have reached double figures in five games this season, at least three in all games except Wake Forest, in which only Jose Alvarado and Michael Devoe hit double digits.

- Tech has turned the ball over just 12.0 times per game this season, most impressively Moses Wright who has just 14 turnovers in more than 357 minutes of action, and Bubba Parham, who has only six in 317 minutes. The Yellow Jackets are plus-55 in that category this season, ranking No. 2 in the ACC. Tech was minus-78 last year and ranked 14th.

- In ACC games, Tech ranks No. 2 at plus-5 (12.3 turnovers per game vs. 17.3 per game forced).

- Tech's accuracy and production from the free throw line was well above its 2019-20 norm until recently. The Jackets are just 22-of-38 from the stripe in their last three games and have hit just 64.2 percent in ACC games (71.2 percent in all games).
- Tech played its most efficient offensive game of the season against Clemson, posting a 132.7 rating (1.327 points per possession) with an effective field goal percentage of 72.2.

- Tech made great strides in its offensive efficiency during the latter part of last season and continues to progress, ranking No. 44 nationally at 110.9, its highest ranking under Josh Pastner. The Jackets have managed to exceed one point per possession in nine of 10 games this season (Tech reached that benchmark 11 times in 2019-20). Only Florida State held Tech

A Make-or-Miss Game

Georgia Tech's offensive rankings vs. the ACC under Josh Pastner

Year	PPG	FG Pct.	3pt FG Pct.
2020-21	71.5 (9)	.510 (3)	.421 (2)
2019-20	69.9 (9)	.462 (2)	.341 (6)
2018-19	60.7 (15)	.426 (8)	.306 (12)
2017-18	63.6 (14)	.419 (12)	.312 (15)
2016-17	65.1 (14)	.434 (14)	.309 (15)

under that mark (94.8) this season.

- According to KenPom.com, Tech ranks No. 4 in the nation in experience (average 2.55 years per player) and No. 10 in minutes continuity (75.7 percent), a measure of playing minutes from 2019-20 carrying over to 2020-21.

- Two fouls in the first half? No problem. Georgia Tech ranked No. 1 in the nation, according to KenPom.com, in 2-foul participation, a measure of percentage of available minutes played by players with two fouls (68.7 percent for Tech). It is currently No. 7 at 67.2 percent. The Jackets led the nation in this category in 2018-19, were fourth in 2017-18 and 35th in 2016-17.

- Arc of pain - Tech has given up 8.1 three-point field goals per game (37.5 percent), 14th in the ACC. The Yellow Jackets have gradually improved on the offensive side, however, now at 36.8 percent (4th).

Leftovers from Clemson

- Georgia Tech starting lineup: Jose Alvarado, Bubba Parham, Michael Devoe, Jordan Usher, Moses Wright (7th time this season, lineup is 7-1).

- Head coach Josh Pastner's Georgia Tech teams are 8-23 against top-25 teams (7-8 at home).

- Tech won its third straight meeting in the series with Clemson and has won seven of the last 12.

- Tech's 83 points were its most against Clemson since 3/12/2009 (an 86-81 win in the ACC Tournament), and the 18-point margin of victory the most since a 79-60 win at Clemson on 2/28/2004.

- Tech's 16 three-point field goals against Clemson set a McCamish Pavilion record and were one off the program record of 17 set in a 111-108 win at Clemson on 1/24/2001. The previous mark for threes in a game at McCamish Pavilion was 14 by Syracuse on Dec. 7, 2019 (last season). Tech's previous high in the building was 12 vs. Lamar on 11/9/2018.

- Despite the 17-day break between games, Tech picked up where it left off in its ball security, committing just 10 turnovers and forcing 20 from Clemson, and scoring 30 points off the Tiger miscues. Tech has forced 135 turnovers over its past eight games and scored 164 points from them, including 56 turnovers for 85 points from North Carolina, Wake Forest and Clemson combined.

- The Jackets have forced 16.5 turnovers per game for the season, while committing just 12 per game. Tech came into the Clemson with third-best turnover margin and the fourth-best assist/turnover ratio in the ACC. In conference games, Tech's turnover margin is plus-5.0, which leads the ACC.

- Seven times in its last eight games, Tech won the turnover battle and had more assists than turnovers. Only against Florida State (11 assists, 12 turnovers, FSU has 12 turnovers) did the Jackets fall short.

- The ACC leader in scoring at 80.11 points per game, Tech scored 83 against the nation's eighth-best defensive efficiency team, according to KenPom.com. It was only the sixth time the Jackets have reached 80 points against an ACC team under head coach Josh Pastner.

- Tech has connected on 53 of 119 three-point attempts in its last five games (44.5 percent) and is up to 36.9 percent for the season, 42.6 percent in ACC games. The Jackets are

TECH NOTEBOOK

Tech Highs and Lows
Under Josh Pastner

Longest winning streak: 5 games (2020-21)
Longest ACC winning streak: 4 games (2019-20)
Longest losing streak: 7 games (2017-18, 2018-19)
Longest ACC losing streak: 7 games (2017-18, 2018-19)
Most points scored in a game: 120 vs. Georgia State (40t), 11/25/20
Most points scored in a game (regulation): 97 vs. Delaware State, 12/20/20
Most points scored - ACC opponent: 96 at North Carolina, 1/4/20
Fewest points scored in a game: 42 vs. Clemson, 2/6/19
Fewest points scored - ACC opponent: 42 vs. Clemson, 2/6/19
Most points allowed in a game: 123 vs. Georgia State (40t), 11/25/20
Most points allowed in a game (regulation): 110 at Duke, 1/4/17
Most points allowed - ACC opponent: 110 at Duke, 1/4/17
Fewest points allowed in a game: 40 vs. Florida A&M, 12/9/18
Fewest points allowed - ACC opponent: 51 vs. Syracuse, 1/31/18
Largest margin of victory: 38 vs. Tusculum (96-58), 2/7/17
Largest margin of victory - ACC opponent: 22 vs. Florida State (78-56), 1/25/17
Largest margin of victory - road game: 19 (71-52) at Boston College, 1/11/20
Largest margin of victory - ACC road game: 19 (71-52) at Boston College, 1/11/20
Largest losing margin: 53 (110-57) at Duke, 1/4/17
Largest losing margin at home: 34 (97-63) vs. Syracuse, 12/18/19
Largest losing margin - ACC opponent: 53 at Duke, 1/4/17
Most points allowed in a win: 83 at North Carolina (96-83), 1/4/20
Most points scored in a loss: 120 vs. Georgia State (4 ot), 11/25/20
Most points scored in a loss (regulation): 81 vs. Wright State, 12/22/17
Fewest points scored in a win: 52 vs. Northwestern (52-51), 11/28/17
Fewest points allowed in a loss: 52 vs. Virginia Tech (52-49), 1/9/19
Largest deficit overcome to win a game: 15 vs. Boston College (7:03-1st), 2/11/17; at NC State (4:01-1st), 1/15/19
Largest 2nd-half deficit overcome to win a game: 9 vs. NC State (17:15), 3/1/18; vs. Prairie View A&M (16:49), 11/23/18; at Hawai'i (16:11), 11/25/19
Largest deficit overcome to win a road game: 15 (4:01-1st) at NC State, 11/5/19
Largest lead given up in a loss: 16 (15:06-2nd half) vs. St. John's, 12/1/18
Largest 2nd-half lead given up in a loss: 16 (15:06-2nd half) vs. St. John's, 12/1/18
Highest FG pct.: 59.5 (25-42) at Syracuse, 1/12/19
Highest FG pct. - ACC opponent: 59.5 (25-42) at Syracuse, 1/12/19
Lowest FG pct.: 27.1 (16-59) vs. Florida State, 2/16/19
Lowest FG pct. - ACC opponent: 27.1 (16-59) vs. Florida State, 2/16/19
Highest 3-pt pct.: 62.5 (10-16) at NC State, 1/15/17
Highest 3-pt pct. - ACC opponent: 62.5 (10-16) at NC State, 1/15/17
Most 3-pt FG: 16 vs. Clemson, 1/20/2021
Most 3-pt FG - ACC opponent: 16 vs. Clemson, 1/20/2021
Lowest 3-pt pct.: 10.0 (1-10) vs. Miami, 1/3/18, (1-10) vs. Louisville, 1/19/19
Lowest 3-pt pct. - ACC opponent: 10.0 (1-10) vs. Miami, 1/3/18, (1-10) vs. Louisville, 1/19/19
Highest FG pct. allowed: 59.3 (32-54) at Florida State, 1/24/18
Highest FG pct. allowed - ACC opponent: 59.3 (32-54) at Florida State, 1/24/18
Lowest FG pct. allowed: 21.6 (16-74) vs. Elon, 11/11/19
Lowest FG pct. allowed - ACC opponent: 28.2 (20-71) vs. Florida State, 1/25/17
Highest 3-pt pct. allowed: 60.0 (12-20) at Louisville, 2/8/18
Highest 3-pt pct. allowed - ACC opponent: 60.0 (12-20) at Louisville, 2/8/18
Lowest 3-pt pct. allowed: 6.7 (1-15) at Hawai'i, 11/25/19
Lowest 3-pt pct. allowed - ACC opponent: 9.5 (2-21) vs. Duke, 1/26/19
Highest FT pct.: 95.2 (20-21) vs. Coppin State, 12/27/17
Lowest FT pct.: 28.6 (2-7) vs. Notre Dame, 3/12/19
Most free throws made: 41 vs. Georgia State, 11/25/20
Most free throws attempted: 59 vs. Georgia State, 11/25/20 (program record)
Fewest free throws made: 2 at Miami, 2/15/17; at Duke, 1/26/19; vs. Notre Dame, 3/12/19; at Kentucky, 12/14/19
Most assists: 29 vs. Kennesaw State, 12/28/18
Fewest assists: 5 at Georgia, 12/19/17, at Tennessee, 11/13/18, at Florida State, 2/2/19, vs. Boise State, 12/22/19
Most turnovers: 24 vs. Arkansas, 11/25/19; Ball State, 12/18/19
Fewest turnovers: 5 at Notre Dame, 2/1/20
Most blocked shots: 16 vs. Southern, 11/14/16 (Tech record)
Most steals: 15 vs. North Carolina, 12/31/16; at Syracuse, 1/13/19; vs. Kentucky, 12/6/20

averaging 8.9 made threes per game (3.7 per game more than they made in 2019-20), and are averaging 10.0 threes in ACC games.

- Tech's 57.4-percent accuracy from the field and 59.2 percent from behind the arc against Clemson were far-and-away season highs for the Yellow Jackets. Tech did not come close to either mark in a game last season.

- Since going to its smaller lineup, Tech has had just nine shots blocked in its last eight games. The Yellow Jackets had 13 shots blocked in their two season-opening losses.

- Tech has collected 11 steals in each of its last three games and is averaging an ACC-high 10.0 in conference games. The Jackets are averaging 9.3 in all games, tied with NC State for the top spot in the conference.

Personnel Highlights

- Three players — Michael Devoe (22), Jordan Usher (21) and Moses Wright (21) — scored 20 points in the same game for Tech for the first time since Feb. 14, 1998, when Matt Harpring (21), Michael Maddox (20) and Dion Glover (20) did so against Virginia.

- Jose Alvarado, Michael Devoe and Bubba Parham have combined to hit 36-of-77 collectively in Tech's last five games (7-of-14 collectively vs. North Carolina, 6-of-12 vs. Delaware State, 8-of-19 vs. Florida A&M, 7-of-13 vs. Clemson). Against Clemson, Jordan Usher went 5-of-8 and Moses Wright 2-of-2.

- Devoe and Alvarado are averaging 20.0 and 15.0 points per game, respectively, in ACC games. They have shot 56.7 percent from the floor combined (51-of-90) and 46.7 percent (21-of-45) from three-point range.

- Michael Devoe notched his eighth double-digit game this season and his fourth game of 20 points or more with his 22 against Clemson. He has averaged a team-high 20 points in Tech's four ACC games, and has shot 53.8 percent from the floor and 16-of-29 (55.2 pct.) three-point field goals vs. ACC foes.

- Devoe has moved into the top 20 list for career three-point field goals at Tech, hitting 121 to rank 17th. His career percentage of 41.4 would rank fourth in program history if his career ended today.

- Moses Wright, the sixth-leading scorer in the ACC, reached double figures for the first time in three games, scoring 21 points against Clemson, his fifth game of 20 or more points this season, and hit 9-of-15 field goal tries. In two games vs. Clemson last year, Wright totaled 17 points on 5-of-13 FG.

- Since the beginning of the 2019-20 season, Wright has hit double figures in 32 of 42 games, including eight this season. The 6-9 senior has connected on 55.5 percent of his shots from the floor this season, and is 6-of-13 from three-point range (he went 2-for-2 vs. Clemson)

- Wright now has 869 points in his career, and elevated his career rebound total of 480. He is bidding to become the 21st player in Tech history with 1,000 points and 500 rebounds

in a career.

- Jordan Usher's 21 points against Clemson were a career high in a Tech uniform (he scored 22 twice while at USC). His five three-point field goals were a personal best (he made four twice at USC). He reached double digits for the seventh time this season and 15th time in his career (Tech is 10-5 in those games).

- Jose Alvarado has made a three-point basket in 28 straight games (went 1-for-5 vs. Clemson). He sits 12th on Tech's all-time list for three-pointers with 146.

- Alvarado remains in 29th place in career scoring at Georgia Tech with 1,205 points in his career. He needs 48 points to catch 28th-place Drew Barry (1,253 points from 1993-96).

- With 176 career steals at Tech, Alvarado tied Matt Harpring for seventh place on the career list. The senior had four assists against Clemson and sits in 16th place all-time with 316.

- Bubba Parham had three assists and no turnovers in 38:47 and has just six turnovers all season with 24 assists. He has turned the ball more than once only one time in 10 games.

Pastner's Key Metrics

- **Assists to made field goals:** Tech has assisted on 59.6 percent of its field goals this season, and 63.2 percent in ACC games. In the last eight games, the Jackets have assisted on 142 assists on 223 field goals (63.7 percent), including 21 assists on 31 made field goals against Clemson (67.7 percent). Its nightly goal is to assist on 60 percent, which the Jackets met 16 times last season.

- **Free throws made to opponents' attempts:** Tech made 5-of-8 from the free throw line against Clemson, while the Tigers went 6-of-7. Tech's goal each night is to make more free throws than the opponent attempts. The Jackets have scored 25 points more from the free throw line this season than its opponents (plus-2.5 per game).

- **Turnovers:** Tech committed 10 to Clemson's 20. The Yellow Jackets turned the ball over more than their opponent in 22 of 31 games last season, and in the first two games this season. But Tech has won the turnover battle in seven of its last eight games (plus-56) and has committed 14 or fewer in all of them. Target each night is to commit 11 or fewer, which Tech met three times last season, and five times this season. More telling for Tech under Josh Pastner is that when Tech has committed fewer turnovers than its opponent, it is 33-18. When it has committed more, it is 34-43.

- **Guard rebounding:** Tech's perimeter players grabbed all of its 13 defensive rebounds against Clemson (173 of 245 for the season).

Tech's Dynamic Duo

Despite the presence of Moses Wright and James Banks III last season, it could be argued that no team in the ACC, perhaps beyond Syracuse, relied more on its guards than did the

Tech All-Time vs. the ACC

Opponent	Overall	in ACC	Tourney	In McCamish Pavilion	In Opponent Current Venue	Current Streak
Boston College	16-12	12-11	1-3	2-1	4-6	Won 2
Clemson	66-73	38-50	4-1	5-4	9-39	Won 3
Duke	23-74	19-62	3-7	0-3	5-36	Lost 13
Florida State	28-44	19-30	0-2	1-3	8-17	Lost 5
Louisville	14-22	1-7	--	1-3	0-3	Won 1
Miami	10-14	8-13	0-1	2-3	3-6	Won 1
North Carolina	26-69	24-55	5-4	1-4	5-25	Won 2
NC State	43-57	35-43	3-3	2-3	6-11	Won 4
Notre Dame	11-12	5-10	0-1	5-2	1-8	Lost 4
Pittsburgh	9-5	4-5	0-1	3-1	1-3	Won 1
Syracuse	6-7	4-5	--	2-2	2-4	Lost 2
Virginia	40-43	38-42	5-5	2-3	1-8	Lost 6
Virginia Tech	7-20	6-16	1-3	2-4	1-10	Won 1
Wake Forest	45-40	44-38	0-4	6-0	9-20	Won 4

TECH NOTEBOOK

The Last Time a Jacket...

Scored 30 or more points:

Moses Wright, 31 vs. Georgia State, 11/25/2020

Led Tech in scoring off the bench:

Evan Cole, 16 vs. USC Upstate, 1/2/2019

Grabbed 15 or more rebounds:

Moses Wright, 19 vs. Georgia State, 11/25/2020

Had 10 or more assists:

Josh Heath, 10 vs. NC State, 1/15/2017

Had a double-double:

Moses Wright (31 pts/19 reb) vs. Georgia State, 11/25/2020

Played 40 minutes in regulation:

Jose Alvarado at Wake Forest, 2/19/2020

Played every minute of an overtime game:

Michael Devoe (45 minutes/1 OT) vs. Boston College, 3/3/2019

Played every minute of a multiple-OT game:

Matt Harpring (50 minutes/2 OT) vs. North Carolina, 2/9/1998

The Last Time the Jackets...

Scored 100 or more points:

vs. Georgia State (120-123) on 11/25/2020

Scored 100 or more points in regulation:

vs. Green Bay (107-77) on 11/19/2015

Scored 100 or more points in consecutive games:

vs. Jackson State (100-70) on 11/13/2006, Georgia State (103-74) on 11/16/2006

Scored 100 or more points twice in one season:

vs. Cornell (116-81), 11/13/2015, Green Bay (107-77) on 11/19/2015

Allowed 100 or more points:

vs. Georgia State (120-123) on 11/25/2020

Allowed 100 or more points in regulation:

vs. Duke (110-57) on 1/4/2017

Shot 60 percent or better:

603 (47-78) vs. Cornell, 11/13/2015

Failed to make a three-point basket:

0-for-12 vs. Virginia, 1/22/2015

Did not allow a three-point basket:

0-for-11 vs. Pittsburgh, 3/5/2016

Failed to make a free throw:

0-for-6 vs. Duke, 1/7/2014

Grabbed 50 or more rebounds:

70 vs. Georgia State, 11/25/2020

Two players had a double-double:

Jose Alvarado (29 pts/10 reb), Michael Devoe (24/13), Jordan Usher (15/10) and Moses Wright (31/19) vs. Georgia State, 11/25/2020

Two players had 10 or more rebounds:

Jose Alvarado (10), Michael Devoe (13), Jordan Usher (10) and Moses Wright (19) vs. Georgia State, 11/25/2020

Had 25 or more assists:

25 vs. Delaware State, 12/20/2020

Blocked 10 or more shots:

10 vs. Pittsburgh, 3/4/2020

Had 15 or more steals:

15 vs. Kentucky, 12/6/2020

Had fewer than 10 turnovers:

9 at Nebraska, 12/9/2020

Had five or more players in double-figures in points:

Moses Wright (21), Bubba Parham (17), Kyle Sturdivant (15), Jordan Usher (12), Jose Alvarado (10) vs. Kentucky, 12/6/2020

Had three or more players score 20 points:

Michael Devoe (22), Jordan Usher (21) and Moses Wright (21) vs. Clemson, 1/20/2021

Had no player score 10+ points:

Virginia (57-28 loss), 1/22/2015

Allowed no player to score 10+ points:

Hawaii (73-40 win), 12/25/2019

Had no player play 30 minutes:

Delaware State (97-69 win), 12/20/2020

Won by 30 or more points:

Kennesaw State (87-57), 1/28/2018

Won by 40 or more points:

Kentucky State (98-50), 1/30/2010

Won by 50 or more points:

Winston-Salem State (97-46), 1/3/2007

Lost by 30 or more points:

Syracuse (97-63), 12/7/2019

Played an overtime game:

vs. Georgia State (lost 123-120, 4 OT), 11/25/2020

Defeated a Top 10 team:

#5/5 Louisville (64-58), 2/12/2020

Defeated a Top 25 team:

#20/22 Clemson (83-65), 1/21/2021

Defeated a Top 10 team on the road:

#7/7 Syracuse (67-62), 3/4/2014

Defeated a Top 25 team on the road:

#23/23 Miami (70-50), 1/28/2015

Had a game postponed:

Boston College (in Atlanta), 2/12/2014 (weather)

Had a game cancelled:

UAB (in Birmingham), 12/23/2020 (COVID)

Yellow Jackets.

Starting guards Michael Devoe and Jose Alvarado, Tech's two leading scorers, accounted for 40.7 percent of the Yellow Jackets' points in ACC games, including 44.3 percent over Tech's last 11 conference games. Both players earned All-ACC recognition,

They are averaging 20 and 15 points per game, ranking No. 1 and 11, respectively, in ACC games. They have shot 56.7 percent from the floor combined (51-of-90) and 46.7 percent (21-of-45) from three-point range.

They were both at their best in Tech's 72-67 victory over North Carolina, leading all scorers with 20 points each while combining to his 15 of 21 shots from the floor. They also combined for 11 assists and 10 rebounds.

Against Wake Forest, they combined for 42 of Tech's 70 points against Wake Forest (Alvarado 25, Devoe 17), combining to hit 15-of-28 shots from the floor and 6-of-14 from distance.

They were the fourth and fifth games this season that both players scored in double figures, and Tech has won four of those games. In their three seasons together at Tech, the Yellow Jackets are 17-6 when both score in double digits.

In the Jackets' last five games, they have combined for 46 assists and 23 turnovers.

In the 21 games that both played last season (Alvarado missed seven games, Devoe three due to injury), they accounted for 42.1 percent of the Jackets' scoring. This season, they have accounted for 54.1 percent of Tech's points through three ACC games, 43.8 percent in all games.

Said Tech head coach Josh Pastner on the eve of the season opener: *"Both Michael and Jose have really gotten better. Look, I remember, and I've told this to Jose, when we signed Jose here, there were a lot of people calling me to tell me he's not good enough to play in the ACC, like they're thinking, 'Coach, that's a stretch to take that type of guard. And obviously, he's turned himself into not only an All-ACC defender but an All-ACC player. Michael Devoe, from where he started to where he is now, his jump has been enormous. They're a great backcourt. I'll put them up against anybody in the country."*

All in for Alvarado

Point guard Jose Alvarado, recruited to Georgia Tech primarily for his winning attitude, toughness and determination, was given the green light by head coach Josh Pastner to handle the position as a freshman, sink or swim. He has developed into Tech's engine and leader on the floor, earning third-team All-ACC honors as a junior.

A pre-season second-team All-ACC choice in his final season, the 6-foot senior continues to will the Jackets to victory. Alvarado scored 12 of his game-high 20 points in the second half and added seven assists and three steals in Tech's 72-67 victory over North Carolina.

Similarly, he scored 15 of Tech's first 17 points out of halftime against Wake Forest, finishing with a game-high 25 points. He scored 19 of his 24 in the second half of the Jackets' ACC/Big Ten Challenge game at Nebraska.

The Brooklyn, N.Y., native ranks among the ACC's top 10 in eight statistical categories - No. 6 in ACC in scoring (17.10 ppg), No. 6 in FG percentage (52.2), No. 2 in FT percentage (85.0), tied for 18th in 3-point FG made (1.90), No. 5 in assist average (3.9), No. 2 in steals (2.30), No. 10 in assist/turnover ratio (1.86), No. 3 in average minutes (35.47).

His value was never more apparent than last season, when Alvarado missed seven full games and most of an eighth early last season. After Alvarado's return, the Jackets exceeded 100 points per 100 possessions eight times, averaged 69.9 points per game and shot 46.2 percent from the floor.

He was Tech's leading scorer in ACC games at 16.1 points per game (8th in the ACC) while converting on 46.5 percent of his shots from the floor (6th ACC) and 35.8 percent from three-point range. He led the ACC in steals (2.37) and ranked eighth in assists (4.50) in conference games.

Offense/Defense Under Pastner

Source: KenPom.com. Nat'l rank in parentheses.

Year	Pace	Off. Eff.	Def. Eff.
2020-21	66.3 (297)	110.9 (44)	97.4 (90)
2019-20	70.0 (88)	103.0 (171)	91.8 (16)
2018-19	66.8 (225)	101.7 (228)	96.5 (43)
2017-18	66.1 (227)	103.6 (197)	98.7 (61)
2016-17	68.2 (179)	100.0 (259)	91.0 (6)

• **Chris Carlson, Syracuse Post-Standard:** *"Point guard Jose Alvarado, who feels like he's been playing forever, has emerged as an early candidate for ACC Player of the Year."*

• **Pittsburgh coach Jeff Capel:** *"He plays with great spirit. He looks like he loves to play basketball. He looks like he loves to compete, not just play basketball. He loves to figure out how to beat you, how to get under your skin, how to motivate his team."*

See next page for career ranking chart

YEAR-BY-YEAR FOR ALVARADO

Year	PPG	RPG	FG%	3PT%	FT%	A/TO	MPG
2016-17	12.1	3.7	.448	.370	.802	77/59	35.0
2017-18	12.5	3.9	.392	.286	.743	105/64	34.3
2018-19	14.4	3.4	.444	.336	.793	96/64	33.5
2019-20	17.1	3.7	.522	.388	.850	38/21	35.8

Alvarado Moving Up Career Charts

Jose Alvarado jumped three positions on Tech's career scoring chart with his 25 points against Wake Forest, moving up to No. 29 with 1,197 points.

He has exceeded 20 points 12 times over his last 27 games, including five times this season. He has posted 59 double-figure scoring games in his career, 22 times scoring 20 or more.

CAREER RANKINGS AT TECH FOR ALVARADO

Stat	Value	Rank
Points	1,205	29
3-point field goals	145	12
3-point FG attempts	436	13
Assists	316	16
Steals	175	8
Minutes per game	35.8	6

The Wright Stuff

The best player development story in Georgia Tech's program is that of junior forward Moses Wright, who played only one year of high school basketball and was not rated at all coming out of high school.

One of the most improved players in the ACC, Wright was remarkably consistent as a junior. He failed to reach double figures in scoring only eight times, and never in back-to-back games until the final three games of the season. He doubled his scoring and rebounding averages over his sophomore season, and was the only Jacket to play and start every game.

The early returns this season are similar for the 6-9 Raleigh, N.C., native, who ranks No. 5 in the ACC in scoring (17.40), No. 14 in rebounding (6.70), No. 4 in field goal percentage (55.5 pct.), No. 4 in steals (2.0 per game) and No. 4 in minutes (35.45).

Those figures are 4.4 points per game, 2.4 percent from the floor better than his averages in 2019-20. He also has improved his free throw accuracy by 6.2 percent to 67.9, and is 6-of-13 from three-point range.

Wright has scored in double figures in eight games this season, hitting 20 or more in five of those, and is within reach of becoming the 21st Tech player to score 1,000 points (he has 869) and grab 500 rebounds (he has 480) in a career.

Author of a 33-point, 10-rebound game last year at

TECH NOTEBOOK

Tech Alumni in the NBA

Player	Team
Derrick Favors	Utah Jazz
Josh Okogie	Minnesota Timberwolves
Thaddeus Young	Chicago Bulls

Tech Alumni Elsewhere

Player (years at Tech)	Current Team
Tony Akins (1998-2002)	SK Knights (South Korea)
Brandon Alston (2017-19)	Team Ehingen Urspring (Germany)
Alade Aminu (2005-09)	Polski Cukier Torun (Poland)
James Banks III (2018-20)	Hapoel Beer Sheva (Israel)
Will Bynum (2004-06)	Bivouac/Big 3 (USA)
Demarco Cox (2014-15)	Quimper (France)
Mouhammad Faye (2006-08)	Promithias (Greece)
Marcus Georges-Hunt (2012-16)	Guangzhou (China)
Dion Glover (1997-99)	Bivouac/Big 3 (USA)
Trae Golden (2013-14)	Bahcesehir Koleji Istanbul (Turkey)
Abdoulaye Gueye (2014-19)	Ashdod (Israel)
Josh Heath (2014-17)	Leuven Bears (Belgium)
Kammon Holsey (2011-14)	MBC Mykolaiv (Ukraine)
Jarrett Jack (2002-05)	Sioux Falls Skyforce (G League)
Tadic Jackson (2014-18)	Sentjur (Slovenia)
Ben Lammers (2014-18)	ALBA Berlin (Germany)
Gani Lawal (2007-10)	Fukuoka Rizing (Japan)
Anthony McHenry (2001-05)	Shinshu BW (Japan)
Daniel Miller (2009-14)	Sendai 89ers (Japan)
Charles Mitchell (2014-16)	Niigata Albirex (Japan)
Anthony Morrow (2004-08)	Bivouac/Big 3 (USA)
Zachery Peacock (2006-10)	JL Bourg (France)
Glen Rice, Jr. (2009-12)	Juventus (Lithuania)
Robert Sampson (2013-15)	CSM Focsani (Romania)
Avi Schafer (2017-19)	Mikawa Sea Horses (Japan)
Adam Smith (2015-16)	Ionikos Nikias (Greece)
Jeremis Smith (2004-08)	Biqua (Uruguay)
Quinton Stephens (2013-17)	Leyma Basquet Coruna (Spain)
James White (2015-16)	Ural Ekaterinburg (Russia)

Former Tech Players in Coaching

Player (years at Tech)	Current Position
Kenny Anderson (1989-91)	*Fisk University
Ty Anderson (2006-09)	+Jacksonville State
Rod Balanis (1990-94)	#Notre Dame
Anthony Byrd (1981-84)	*Knightdale (N.C.) HS
Shaun Fein (1989-2001)	#Brooklyn Nets
Dion Glover (1997-98)	#Grand Rapids (NBA G-League)
Maurice Miller (2007-11)	*Arlington HS (Memphis)
Winston Neal (1999-01)	*Columbia State (Tenn.)
Mark Price (1982-86)	Denver Nuggets
Fred Vinson (1992-94)	#New Orleans Pelicans
Mfon Udofia (2009-13)	#College Park (NBA G-League)

Former Tech Coaches in Coaching

Coach (years at Tech)	Current Position
Amir Abdur-Rahim (2011-12)	*Kennesaw State
Sherman Dillard (1988-94)	#Iowa
Chad Dollar (2011-16)	#Georgia
Bruce Evans (2012-16)	#North Florida
Brian Gregory (2011-16)	*South Florida
Tavaras Hardy (2016-18)	*Loyola-Maryland
Tom Herion (2014-16)	#South Florida
Chris Kreider (2007-09)	#Georgia State
Robert McCullum (2010-11)	*Florida A&M
Mamadou N'Diaye (2014-16)	#San Francisco
Billy Schmidt (2011-14)	+Chicago Bulls
Cliff Warren (2000-05)	#Georgia State
Charlton Young (2005-09)	#Florida State

*head coach; #assistant coach; +other staff

Syracuse (14-of-17 FG), Wright posted another historic game in this year's season opener against Georgia State, scoring 31 points with 19 rebounds, falling one rebound shy of recording only the second 30/20 game in Tech history.

Said ESPN analyst Paul Biancardi during Tech's Dec. 20 win over Delaware State: "A zero-star recruit out of high school maybe, but he's producing like a 5-star player."

YEAR-BY-YEAR FOR WRIGHT

Year	PPG	RPG	FG%	3PT%	FT%	A/T0	MPG
2016-17	3.6	3.4	.307	.065	.543	17/29	16.6
2017-18	6.7	3.7	.470	.208	.489	23/34	18.5
2018-19	13.0	7.0	.531	.241	.617	28/82	30.4
2019-20	17.4	6.7	.555	.462	.679	21/14	35.7

Crack That Whip

Sophomore guard Michael Devoe, the highest-rated high school prospect Georgia Tech has recruited under Josh Pastner until this fall, steadily improved over the course of his freshman season and made a quantum leap for the Yellow Jackets as a sophomore.

The Orlando, Fla., native led the ACC in scoring through the month of November, and finished No. 7 at 16.0 points per game and No. 5 in field goal percentage (47.6).

He's now warming back up to that level. After the only scoreless game of his career against Kentucky on Dec. 6, Devoe has averaged 16 points while hitting 40-of-76 shots (52.6 pct.) from the floor and 21-of-43 three-pointers (48.8 pct.) over Tech's last seven games.

The 6-5 guard is the ACC's top scorer in conference games (20 ppg) after scoring 21 points in Tech's loss at Florida State, 20 in its win over North Carolina, 17 against Wake Forest and 22 against Clemson. He has hit 53.8 percent of his shots from the floor and 53.3 percent of his threes (16-of-30).

For his career, Devoe is just over 41 percent on his three-point shooting (41.3), and has hit 45 percent in ACC games.

At his current scoring rate, he is on pace to eclipse 1,000 career points this season (he has 908).

Build the Wall

Due to its ability to play both zone and man-to-man and keep opponents off-balance, Georgia Tech has been able to rely on its mixture of defenses to win games over Josh Pastner's first four seasons at Georgia Tech.

After giving up 205 points against Georgia State and Mercer, Tech returned to its signature zone defense against Kentucky and held the Wildcats to a 90.9 efficiency rating while forcing 21 turnovers. The Jackets forced 16 more turnovers by Nebraska and held the Cornhuskers to a 93.0 efficiency rating.

Tech has limited five of its last eight opponents under a point per possession, holding Wake Forest to just 0.772 and North Carolina to 0.955.

The Jackets are currently No. 90 nationally according to KenPom.com in defensive efficiency (97.4), and have a 97.4 rating in ACC games (third-best).

Wire-to-Wire

Though he has expanded his bench to reflect the growing level of talent within the program, head coach Josh Pastner remains committed to a tight playing rotation whose conference play rolls around, reminiscent of the way Bobby Cremins coached the Yellow Jackets over his 19 seasons.

So far this season, Tech ranks No. 339 in percentage of minutes played by reserves (19.0). Four Yellow Jackets rank among the top 23 in the ACC in minutes per game.

Tech's highest ranking in bench minutes under Josh Pastner came in 2017-18, when the Jackets ranked No. 89 at 33.5 percent. They have not ranked higher than No. 210 in any other year under Pastner.

BENCH MINUTES UNDER PASTNER

Year	Pct.	Nat'l Rank	Natl Avg.	Vs. ACC
2020-21	19.0	339	31.4	na
2019-20	26.5	267	30.3	na
2018-19	33.5	89	30.3	na
2017-18	30.1	210	31.5	na
2016-17	24.6	323	31.9	na

Balancing Act

Georgia Tech has lived and succeeded by playing excellent defense during its four-plus years under Josh Pastner, but behind their guard combo of Jose Alvarado and Michael Devoe, the Yellow Jackets have risen to become one of the better offensive teams in the ACC.

In the KenPom.com rankings, Tech currently holds its highest offensive efficiency rating (110.9) and national ranking (44) under Pastner, and ranks No. 52 in effective field goal percentage (55.1) and No. 48 in lowest turnover percentage (16.4). The Jackets have done this relying more on the three-point shot than they did last season (40 percent of their FGA are threes compared to 29.6 percent last season).

Without relying a great deal on three-point shooting last season, Tech ranked No. 171 nationally with a 103.1 offensive efficiency rating, and No. 157 with a 49.8 percent effective field goal percentage.

Assisted Living

Georgia Tech coach Josh Pastner preached and prodded his Yellow Jackets on ball and player movement and hard cutting from the first time he got his team on the practice court. His primary measuring stick on how well the Jackets perform offensively is their ratio of assists to made field goals.

Tech has consistently been above the national average and maintained a high rate in ACC games. The Jackets assisted on 63.7 percent of their field goals in their last eight games, seven of them wins, and currently rank No. 42 nationally at 59.2 percent. They hold the top mark in ACC games (62.3 pct.).

Tech's top assists-to-made field goals ratios: 1987-88 – 68.3; 1988-89 – 65.9; 1986-87 – 65.8; 1992-93 – 65.0; 1985-86 – 64.8; 2000-01 – 62.9; 1999-00 – 62.9; 2016-17 – 62.6.

ASSISTS TO MADE FG UNDER PASTNER

Year	A/FGM	Nat'l Rank	Natl Avg.	Vs. ACC
2020-21	59.2	42	52.0	na
2019-20	53.3	139	51.5	58.0
2018-19	57.4	46	51.9	56.4
2017-18	54.3	119	52.3	53.9
2016-17	62.4	13	52.4	63.2

Three Freshmen Join 2020-21 Squad

Georgia Tech filled all three of its available scholarships for this season, signing four-star 7-1 center **Saba Gigiberia**, three-star 6-2 guard **Tristan Maxwell** and three-star 6-9 forward **Jordan Meka**.

Gigiberia, originally from Tbilisi in the Republic of Georgia, attended Prolific Preparatory School in Napa, Calif., after a year at Findlay Prep in Las Vegas, Nev. He has represented Georgia in the FIBA U16 and U18 European Championships.

Meka, originally from Yaounde, Cameroon, has attended Mt. Bethel Christian Academy in Marietta, Ga., since ninth grade, and has made all-state teams the last three years and is the school's all-time leading scorer, rebounder and shot-blocker.

Maxwell, the son of 13-year NBA veteran Vernon Maxwell, led class 4A in three-point shooting last season at North Mecklenburg High School in Huntersville, N.C. He is the school's all-time leading three-point shooter and scorer, and was the consensus North Carolina Player of the Year in 2019-20.

TECH NOTEBOOK

Media Guidelines

Due to Covid-19 restrictions, all media access during the 2020-21 season, including non-game day sessions and post-game press conferences, will be conducted virtually via Zoom call.

The Yellow Jackets' student-athletes and coaches are generally available to the media prior to practices once prior to each game during the season. The practice schedule varies once the season begins, and media sessions will be scheduled and announced weekly.

Georgia Tech's practices are closed to the public and the media even during normal times.

Interview requests with student-athletes that need to be conducted at other times must be made through Mike Stamus in the communications office at least 24 hours in advance. These interviews will be scheduled around the student-athletes' availability and class schedule.

Media are asked not to contact student-athletes directly either by phone, text, social media or e-mail; they are instructed to refer media to the communications office. Every effort will be made to make players available when requested. Players are not available on game days until after the game.

Interviewing Coach Pastner

Media wishing to speak with Coach Pastner at times other than scheduled media availabilities must notify Mike Stamus in the communications office in advance to make or confirm arrangements. He also is available each Monday on the ACC Teleconference beginning January 4.

Post-Game Protocol

Each team will host its own postgame press conference via video teleconference. Georgia Tech will employ Zoom technology and provide a link to the media the day of each game.

Josh Pastner Radio Show

Head coach Josh Pastner's weekly radio show airs each Monday from 7-8 p.m. on "680 the Fan" and 93.7 FM, beginning in December.

ACC Coaches Weekly Teleconference

The 15 ACC head basketball coaches will be featured on nine Monday teleconferences during the 2019-20 season, beginning on January 4, and continuing through March 1. Each coach will have 10 minutes to make an opening statement and answer questions. There will be an instant replay of each teleconference on the Conference's internet site TheACC.com each Monday afternoon.

Coaches whose teams play on Monday in January and February are not required to participate in that day's call. Coaches who do not have a Monday game - Georgia Tech is one - will be on every Monday at the same time. The teleconference schedule for each Monday will differ for the other head coaches, depending on what teams play that Monday night.

Contact Andy Fledderjohann at the ACC media relations office (afledder@theacc.org) for the call-in number and for questions on the schedule.

Transfers Howard, Sturdivant Eligible Immediately

Georgia Tech added two players with high-major college experience when 6-10 forward Rodney Howard and 6-2 guard Kyle Sturdivant, both of whom prepped in the state of Georgia, transferred into the Tech program from Georgia and Southern California, respectively, following the 2019-20 season.

Both players were granted immediately eligibility by the NCAA and have three seasons to play for the Yellow Jackets.

Howard, who played 24 games last year and was the second-leading shot-blocker for the Bulldogs, adds experience a young post group that includes freshmen Saba Gigiberia and Jordan Meka.

Sturdivant, who played 21 games at USC before his season ended abruptly due to the death of his father, joins a deep and talented group of guards.

Pre-Season Storylines

• **Core group returns** - Georgia Tech returned four of its five starters and seven of its eight primary rotation players in 2020-21. Tech's returning players combined for 125 starts and 79.7 percent of Tech's minutes in 2019-20.

• **Firepower returning** - Tech returned its top three scorers from last season - Jose Alvarado, Michael Devoe and Moses Wright - who accounted for 56.2 percent of its points, 36.1 percent of its rebounds and 43.7 percent of its minutes.

• **Get old and stay old** - Tech's core group of returning players includes four seniors and two juniors.

• **Reinforcements** - Tech added three freshmen rated the nation's No. 51 recruiting class by 247Sports - 6-3 high-scoring guard Tristan Maxwell from North Mecklenburg High School in Charlotte, N.C., 6-9 post player Jordan Meka from Mt. Bethel Christian Academy in Kennesaw, Ga., and 7-1 post player Saba Gigiberia from Prolific Prep Academy in California.

• **Boomerang boys** - All four of the transfers on Georgia Tech's roster are from the Atlanta metropolitan area or went to high school here - Rodney Howard (Alpharetta/Centennial HS), Bubba Parham (Snellville/Brookwood HS), Kyle Sturdivant (Norcross/Norcross HS) and Jordan Usher (Canton/Wheeler HS). Tech graduated two others last season - James Banks III (Decatur, Ga., transferred from Texas) and Shembari Phillips (Atlanta, Ga., transferred from Tennessee).

• **106th season** - Georgia Tech is playing its 106th season of basketball in 2020-21 and began the season with an all-time record of 1,393-1,258 (22 wins and one loss from the 2016-17 and 2017-18 seasons were vacated by the NCAA Committee on Infractions).

• **Tech in ACC play** - This is Tech's 42nd season as a member of the Atlantic Coast Conference, having won the conference championship in 1985, 1990 and 1993. Prior to that, Tech competed in the Metro Conference for three seasons from 1975-78, was an independent from 1964-75, and was a member of the Southeastern Conference for 32 years from 1932-64, winning one title in 1938.

• **63** - Total years of full-time experience on Division I staffs for Tech's coaching staff.

• **Rise above** - The Yellow Jackets once again outperformed pre-season projections in 2019-20, finishing in fifth place in the ACC after being picked to finish 12th in the official poll of ACC media. Last season, Tech finished 10th in the ACC after being projected to finish no higher than 13th in the preseason. Tech also outperformed projections in 2016-17, finishing 11th after being picked to finish 14th in Josh Pastner's first season. *The Jackets have been picked to finish ninth in 2020-21.*

• **Never on Tuesday** - Because Georgia Tech dropped the appeal of its postseason ban by the NCAA, it did not play in the ACC Tournament. It is worth noting, however, that the Yellow Jackets' fifth-place regular-season finish would have given them a first-round bye for the first time since the conference expanded to 15 teams.

• **The News at 11** - Tech achieved double-digit ACC wins for the first time since the Yellow Jackets went 13-3 to win the 1995-96 regular season title in the ACC. Tech has won 10 or more ACC games only three times in its 41-year history in the conference.

• **Winning** - Tech's last winning record in the ACC before last season was 2003-04 (9-7), and the Jackets have posted only seven such seasons in 41 years in the league.

• **Home stretch** - Georgia Tech won its final seven home games (six of them ACC games) after starting the season 3-6 within the confines of McCamish Pavilion. Tech's six-game home ACC win streak is its longest since the Jackets went 8-0 at home in the conference in 1995-96.

• **More snacks** - Tech finished 5-5 on the road in the ACC, having defeated NC State, North Carolina, Boston College, Wake Forest and Clemson. The last time Tech won five conference road games was 1995-96 (5-3), when the Jackets finished 13-3 overall and won the ACC regular season title. It is the only other time Tech has won as many as five ACC road games.

• **ACC honors** - Jose Alvarado (All-ACC third team), Michael Devoe (honorable mention All-ACC), James Banks III (ACC All-Defensive team for the second time).

• **Offense catches up to defense** - Tech finished the regular season No. 17 in the nation in defensive efficiency, according to KenPom.com, and with its best rankings in offensive efficiency and adjusted tempo in the Yellow Jackets' four years under Josh Pastner. Tech improved its overall field goal percentage in ACC games over 2018-19 by 3.6 percent, and its three-point rate by 3.5 percent.

• **A make-or-miss game** - After ranking near the bottom of the ACC in shooting over the first three years under Josh Pastner, Georgia Tech finished 2019-20 ranked No. 2 in the ACC in field goal percentage (46.2) against the conference, No. 6 in three-point percentage (34.1) and No. 9 in scoring (69.85). *See chart on page 4.*

• **More balanced** - Tech ranked ninth in the ACC in scoring average in conference games (69.85) and sixth in scoring defense (69.20). The Jackets have typically ranked near the top in defense (average ranking 4.3) and near the bottom in offense (14.3) the last three seasons. Tech also ranked near the middle in offensive (9th) and defensive efficiency (5th) against the league, according to KenPom.com.

• **Defending the arc** - Tech finished the season with a program record in 3-point field goal percentage defense (28.5 pct.), beating the 2004 Final Four team mark of 29.74 pct. ACC foes shot 29.2 percent against the Jackets, just shy of the mark of 29.0 percent yielded by the 2007-08 team.

• **Clamping down** - Tech won its final six ACC games at home (NC State, Virginia Tech, Louisville, Clemson, Miami, Pittsburgh), holding all five to less than 60 points (57.7 ppg) and limiting them to 36.7 percent shooting from the floor, 18.1 percent from three-point range. *See chart on page 6.*

When We Last Met

Georgia Tech closed its 2019-20 season by winning six of its last seven games, finishing with its first winning record (17-14) since the 2015-16 season, its best Atlantic Coast Conference record (11-9) since the 2003-04 season and its highest ACC regular season finish (fifth) since the 2004-05 season.

Tech reeled off four consecutive ACC wins to end the campaign, the longest streak for the program since late in 2015-16.

Among the Yellow Jackets top accomplishments in 2019-20 were their first victory in Chapel Hill since 2010, their first victory at Clemson since 2005 and their first season sweep of the Tigers since that 2004-05 season. Tech also knocked off a top-10 team in No. 5 Louisville.

Tech did not play in the ACC Tournament while serving a postseason ban imposed by the NCAA Committee on Infractions.

Tech returned to being one of the nation's top defensive

TECH NOTEBOOK

Career Games With ...

Double-Figure Points	2020-21	Career
Jose Alvarado	8	59
Michael Devoe	8	46
Khalid Moore	2	7
Bubba Parham	4	+63
Kyle Sturdivant	1	#2
Jordan Usher	7	*25
Moses Wright	8	39

+includes 53 at VMI; *includes 10 at USC; #includes 1 at USC

20-plus Points	2020-21	Career
Jose Alvarado	5	23
Michael Devoe	4	16
Bubba Parham	--	24
Jordan Usher	1	*3
Moses Wright	5	8

30-plus Points	2020-21	Career
Michael Devoe	1	1
Bubba Parham	0	9
Moses Wright	1	2

10-plus Rebounds	2020-21	Career
Jose Alvarado	1	2
Michael Devoe	1	1
Jordan Usher	1	1
Moses Wright	1	9

Double-Doubles	2020-21	Career
Jose Alvarado	1	2
Michael Devoe	1	1
Jordan Usher	1	1
Moses Wright	1	8

Tech in ACC Rankings

All Games	Player	#	Rank
Scoring average	Moses Wright	17.40	5
	Jose Alvarado	17.10	6
	Michael Devoe	15.00	13
Rebound average	Moses Wright	6.70	14
Field goal pct.	Moses Wright	.555	4
	Jose Alvarado	.522	6
	Michael Devoe	.453	13
Free throw pct.	Jose Alvarado	.850	2
	Moses Wright	.679	11
3-point FG made	Michael Devoe	2.60	2
	Jose Alvarado	2.00	15
Assists	Jose Alvarado	3.80	6
	Michael Devoe	3.50	12
Assist/TO ratio	Jose Alvarado	1.89	8
	Jordan Usher	1.42	13
Blocked shots	Jordan Usher	0.90	t14
Steals	Jose Alvarado	2.40	2
Offensive rebounds	Moses Wright	2.89	5
Minutes Played	Jose Alvarado	35.78	3
	Moses Wright	35.74	4
	Michael Devoe	34.00	12

ACC Games	Player	#	Rank
Scoring average	Michael Devoe	20.00	1
	Jose Alvarado	15.00	t11
Field goal pct.	Jose Alvarado	.605	3
	Michael Devoe	.538	7
Free throw pct.	Jose Alvarado	.800	10
3-point FG pct.	Michael Devoe	.435	6
3-point FG made	Michael Devoe	4.00	1
	Jordan Usher	2.25	13
Assists	Jose Alvarado	3.50	t12
	Jordan Usher	3.25	15
Assist/TO ratio	Jose Alvarado	1.75	11
	Jordan Usher	1.30	15
Blocked shots	Jordan Usher	1.25	11
Steals	Moses Wright	2.75	t1
	Jose Alvarado	2.75	t1
Minutes Played	Jose Alvarado	36.02	5
	Moses Wright	35.65	7
	Michael Devoe	35.38	9

teams while also improving into one of the ACC's better offensive teams. The Yellow Jackets set a program record for three-point defense (28.5 percent), leading the ACC in that category and ranking No. 7 in the nation, and were one of the nation's top-20 teams in defensive efficiency according to KenPom.com.

Building Depth

The upward progress of Georgia Tech's program is evident in the development of its last three classes, each of whom has played significant minutes and made significant contributions on the ACC level. Though not highly-rated in terms of rankings, the players have a wide range of skills and have developed into consistent conference-level performers for the next couple of years.

a. The 2017-18 class of Jose Alvarado, Evan Cole and Moses Wright combined to start 152 games, and contributed 31.8 points, 11.0 rebounds and 76.5 minutes per game last season (Cole graduated and transferred after last season).

b. The 2018-19 class of Michael Devoe, Khalid Moore and Kristian Sjolund combined to start 117 games, and contributed 19.5 points, 6.0 rebounds and 50.4 minutes last season (Sjolund redshirted before transferring to UTEP after last season).

c. James Banks III, who transferred from Texas, and Jordan Usher, a transfer from Southern California, started 54 games, contributed 17.7 points, 12.0 rebounds and played 56.2 minutes per game in 2019-20.

Five-Star Player Development

Notable player development successes over the past four seasons include Josh Okogie, Ben Lammers, Tadic Jackson, Abdoulaye Gueye, James Banks III, Jose Alvarado, Moses Wright and Michael Devoe, who maximized their skill sets and their production under the current coaching staff.

Okogie went from being ranked 11th in the state as a HS senior to a first-round NBA draft pick. Gueye, a 6-9 forward, developed from a project player into an ACC-level contributor in the first two seasons with the current staff. Graduate transfer Brandon Alston had similar statistical numbers at the ACC level as he compiled in two seasons at Lehigh.

Banks, a 6-10 center, made the ACC's All-Defensive team twice in two years and finished his career No. 8 in blocked shots at Tech. Wright blossomed at the end of the 2018-19 season and doubled his scoring and rebounding averages in 2019-20 over his sophomore year. Devoe added more than six points to his scoring average and ranked among the top five in the ACC in field goal and three-point percentage.

Tech Inks 16th-Ranked Recruiting Class

Georgia Tech signed its highest-rated class in nine years during the November signing period when four-star guards **Dallan "Deebo" Coleman** and **Miles Kelly**, as well as three-star forward **Jalon Moore**, put their names on letters-of-intent to join the Yellow Jackets.

The three-player class is rated the 17th-best in the nation and third-best in the Atlantic Coast Conference according to the 247Sports composite team rankings. Coleman, a 6-6 guard from Callahan, Fla., at No. 48 nationally, is the highest-rated player to sign with Tech during the tenure of head coach Josh Pastner. Kelly, a 6-5 guard from Lilburn, Ga., is No. 108 according to 247Sports but as high as No. 98 according to Rivals. Moore, a 6-6 forward from Gardendale, Ala., holds a 247Sports ranking of No. 137.

It is the first time since 2012 that Georgia Tech has signed as many as three players ranked among the nation's top 150 in the 247Sports ranking. Tech's 2012 recruiting class included four-star forwards **Marcus Georges-Hunt** and **Robert Carter, Jr.**, and was rated the nation's 10th-best. The Jackets had the nation's 11th-ranked class in 2009, a six-player group highlighted by forward **Derrick Favors**, the nation's top-ranked prospect, and guard **Mfon Udofia**.

Winning Starts at Home

Georgia Tech and head coach Josh Pastner have made a priority of making McCamish Pavilion a real homecourt advantage for the program, and the Yellow Jackets made a good start on that by setting a program record for wins at home (17) in 2017-18, which included a 7-2 ACC record and two NIT victories.

Tech is 25-15 against ACC teams at home under Pastner, and that includes a 7-8 mark against ranked opponents.

Tech is 55-22 overall at McCamish Pavilion under Pastner, 98-52 since the building opened for the 2012-13 season.

Three Tech Alumni on NBA Rosters

Since 1982, Georgia Tech has produced 19 first-round NBA draft picks and 46 draft picks overall. A total of 40 Georgia Tech alumni have played in the NBA.

Three former Georgia Tech basketball stars are currently on NBA rosters, including guard **Josh Okogie**, who was drafted 20th overall by for the Minnesota Timberwolves in 2018 and is in his third season with the team.

Thaddeus Young, a 14-year NBA veteran, is in his second season with the Chicago Bulls following three full seasons with the Indiana Pacers, seven seasons in Philadelphia, one in Minnesota and two in Brooklyn.

Derrick Favors, an 11-year veteran, has returned to the Utah Jazz after spending the 2019-20 campaign with the New Orleans Pelicans. He emerged as a key figure in his previous nine-year stint, but became a free agent after the 2018-19 season and signed with New Orleans.

Arts and Letters

Georgia Tech placed seven members of its team on the fall semester Dean's List, a high for one semester for the program - seniors **Jose Alvarado**, **Shaheed Medlock** and **Malachi Rice**, and sophomores **Niko Broadway**, **Rodney Howard**, **Jehloni James** and **Kyle Sturdivant**.

Beginning with Moe Miller and Lance Storrs in the summer of 2011, every four-year senior in the Georgia Tech program has graduated, with the exception 2019 senior Ben Lammers, who is playing pro ball overseas and needs to complete one course.

Ten different Georgia Tech players have made the ACC All-Academic team since it was established in 2011, with Marcus Georges-Hunt and Tadic Jackson making it twice.

Tech's men's basketball team has recorded the highest Academic Progress Report scores the last five years since the NCAA began tracking academic performance in 2004-05. The Jackets scored a perfect team single year APR score of 1000 three straight years from 2011-13.

BASKETBALL GRADUATES

2012 - Derek Craig, Nick Foreman
2013 - Mfon Udofia, Pierre Jordan (Master's), Brandon Reed
2014 - Kammeon Holsey, Daniel Miller, Jason Morris
2015 - Robert Sampson
2016 - Marcus George-Hunt, Travis Jorgenson
2017 - Josh Heath, Corey Heyward, Kellen McCormick (Master's), Jordan Price (Master's), Rand Rowland, Quinton Stephens
2018 - Tadic Jackson, Ben Lammers (has one course to complete)
2019 - Abdoulaye Gueye, Sylvester Ogbonda, Brandon Alston (Master's)
2020 - Evan Cole, Shembari Phillips

Welcome to The Hank

Georgia Tech is playing its seventh season in McCamish Pavilion, which was essentially brand new when it opened for the 2012-13 season. The only physical elements of McCamish Pavilion that remain from the venerable Alexander Memorial

TECH NOTEBOOK

McCamish Pavilion 411

Name: McCamish Pavilion (mc-CAME-ish), named for Atlanta insurance executive Hank McCamish who gave the lead gift for the facility

Capacity: approximately 8,600 (6,935 court level, 1,665 balcony level)

Cost: \$50 million

Contractor: Whiting-Turner

Architect: Populous

Cremins Court: the court remains named for the former Tech head coach

Alexander Courtyard: located at the Fowler Street entrance, honors the former Tech director of athletics and the history of the former Tech home arena named for him

Grand entrance: 10th and Fowler Streets, foyer includes graphic representations of retired jerseys and Tech's two Final Four appearances

Other entrances: West entrance off Fowler Street (students and media), East entrance from main arena parking (for club patrons)

Features: center-hung scoreboard and video boards, mezzanine fascia ribbon boards, theatrical lighting, primarily chairback seating, club area

Facts and Dates

- 2,500 cubic yards of concrete removed
- 3,000 cubic yards of concrete installed
- 500 tons of new steel installed
- Over 1 mile of new railing installed
- 20,000 gallons of paint used
- 2,000 feet of new mechanical piping
- 2,500 feet of new ductwork
- \$4M in new audio-visual and scoreboards
- 50 TV's throughout the concourse and Callaway Club
- Farthest distance material has traveled to get on site: 4,835 miles
- Shortest distance material has traveled to get on site: 1 mile
- Number of Tech alumni involved in the project: over 100
- Number of days construction took: 520
- Number of 1950's old style Coke bottles found while installing the underground foundations: 11
- Number of new staircases: 13
- Number of new sports lights for the competition floor: Over 300
- 270-degree court view from concourse

Groundbreaking: May 5, 2011

Opening: October, 2012

First public event: Oct. 21, 2012 - Jacket Jam (men's and women's scrimmages)

First men's game: Nov. 9, 2012 vs. Tulane

Head coaches: Brian Gregory of Georgia Tech, Ed Conroy of Tulane

Officiating crew: Karl Hess, Gary Maxwell, Raymond Styons

TV announce crew: Tom Werme, Cory Alexander (ACC Network)

First Tech points: Marcus Georges-Hunt (2 FT, 18:13, 1st half)

First basket: Tulane's Josh Davis (18:44, 1st half)

Attendance: 8,600 (sellout)

First women's game: Nov. 11, 2012 vs. Tennessee

Tech played 55 seasons in Alexander Memorial Coliseum, compiling a record of 556-194 (.741). Miami was the last team to play Tech there, a game Tech won, and was the first ACC team to play in McCamish Pavilion, which Miami won. For the 2011-12 season, Tech played its home games at Philips Arena and the Arena at Gwinnett.

Coliseum are the roof and the 32 steel ribs that support it.

The capacity of McCamish Pavilion is 8,600, including 1,665 seats in the new balcony level and 6,935 seats in the lower seating bowl. There are no suites, but there is a club area that seats 500. Alexander Memorial Coliseum seated 9,191 spectators in its final configuration.

The most impressive features of McCamish Pavilion are its grand entrance, which fronts 10th and Fowler Streets, the ability for patrons to view the court from the main concourse all the way around, and the theatrical lighting system, which concentrates light on the court while leaving the seating areas dark, modeled after the Staples Center in Los Angeles and Madison Square Garden in New York.

Tech played 55 seasons in Alexander Memorial Coliseum, compiling a record of 556-194 (.741). Miami was the last team to play Tech in Alexander Memorial Coliseum, a game Tech won, and was the first ACC team to play in McCamish Pavilion on Jan. 5, which Miami won. For the 2011-12 season, Tech played its home games at Philips Arena and the Arena at Gwinnett.

20-Game ACC Schedule Rotation

Beginning with the 2019-20 season, the Atlantic Coast Conference implemented a 20-game schedule for all its teams and announced a rotation that will carry the league through the 2021-22 season.

Each team plays its two primary rivals every season both home and away (four games - Clemson and Notre Dame remain Georgia Tech's primary home-and-away opponents) and four rotating opponents both home and away (eight games). The remaining eight opponents will be single games, four at home and four on the road. The full cycle of repeat opponents will be complete following the third year.

Under the former 18-game schedule, each team played four opponents both home and away each season, four at home and four away.

In 2020-21, Tech's home-and-away opponents are Clemson, Duke, Florida State, Notre Dame, Virginia and Wake Forest, with home games against Boston College, North Carolina, Pittsburgh and Syracuse. Away-only opponents are Louisville, Miami, NC State, Virginia Tech.

In 2021-22, the Yellow Jackets play Boston College, Clemson, Miami, North Carolina, Notre Dame and Virginia Tech both home and on the road, and will host Florida State, Louisville, NC State and Wake Forest. Away-only opponents are Duke, Pittsburgh, Syracuse and Virginia.

Tech's NCAA Tournament History

Georgia Tech has played in the NCAA Tournament 16 times in its history. Fifteen of those appearances have occurred from 1985 to the present, 10 under head coach Bobby Cremins and five under Paul Hewitt.

Tech has a record of 23-16 in NCAA Tournament play, highlighted by its 2004 trip to the NCAA title game as well as a Final Four berth in 1990. The Yellow Jackets have reached the NCAA Sweet 16 seven times (1960, 1985, 1986, 1990, 1992, 1996, 2004).

The 2004 and 2005 appearances were Tech's' first back-to-back appearances since Bobby Cremins led the Institute to the Big Dance nine straight years from 1985-93.

Georgia Tech has won at least one game in 11 of its 16 NCAA Tournament appearances.

Tech's ACC Tournament History

Georgia Tech has played in 40 ACC Tournaments, and has a 26-37 all-time record in the event. The Yellow Jackets have won three championships, in 1985 (Atlanta), 1990 (Charlotte) and 1993 (Charlotte).

Tech has been a runner-up four times (1986, 1996, 2005, 2010). The 1986, 1996 and 2010 runs to the finals occurred in Greensboro. Tech also made the finals in 2005 at the Verizon Center in Washington, D.C.

Georgia Tech By the Numbers

1	SEC Championships
1	NCAA Post-Graduate Scholar
1	Naismith Award winner
2	Final Four appearances
2	ACC regular-season titles
2	ACC Players of the Year
2	National Freshmen of the Year
3	ACC Championships
3	Years a Member of the Metro Conference
5	First-team All-America players
6	Jersey numbers retired
6	Academic All-Americans
7	NCAA Sweet 16 appearances
8	Wins over teams ranked No. 1
8	NBA lottery picks
12	ACC Rookie of the Year honorees
14	Head coaches in program history
16	NCAA Tournament berths
19	NBA first-round draft picks
24	Total postseason berths (NCAA and NIT)
32	Years a Member of the SEC
40	Years a Member of the ACC
47	Players taken in the NBA Draft
49	Players selected All-ACC
228	Weeks ranked in either AP or Coaches Poll

Tech was 0-2 in the ACC Tournament under coach Dwane Morrison, 15-16 under Bobby Cremins (including all three titles), 9-11 under Paul Hewitt (runner-up in 2005 and 2010), 2-5 under Brian Gregory, and 0-3 under Josh Pastner.

Tech did not play in the 2020 tournament while serving an NCAA postseason ban.

BIO UPDATES

Head Coach Josh Pastner • 5th season

After guiding Memphis to five post-season berths in seven seasons as the Tigers' head coach, Josh Pastner became Georgia Tech's 14th head basketball coach on April 8, 2016.

Implementing a high-energy style of play and creative offensive and defensive schemes, and building the Jackets' talent base for the future, Pastner has established the Yellow Jackets as one of the top defensive teams in the nation, while he and his staff have steadily improved the team's offense to be ranked in the top half of the Atlantic Coast Conference.

Pastner has tirelessly promoted the program on campus and throughout the city of Atlanta in an effort to re-create the major homecourt atmosphere that surrounded the Yellow Jackets throughout the 1980s, 1990s and into the middle of the 2000s. The result has been numerous wins, high excitement and 13 sellouts in four seasons at McCamish Pavilion.

Four of his players - guards Josh Okogie, Jose Alvarado and Michael Devoe, as well as centers Ben Lammers and James Banks III - have earned Atlantic Conference honors during his tenure. Okogie, in particular, developed from an under-the-radar high school prospect into a highly-regarded NBA prospect, having been selected 20th in the 2018 NBA Draft, while Lammers has had a successful first two years as a pro in Europe.

In year four of Pastner's rebuilding of the Tech program, the Yellow Jackets posted a 17-14 record in 2019-20, winning nine of its last 12 games, including six of the last seven. Tech finished with the program's first winning ACC record since 2004, its highest ACC finish since 2005 (fifth) and its most conference victories (11-9 record) since 1996.

The Jackets ranked No. 17 in the nation in defensive efficiency while finishing ninth in the ACC in scoring against league teams, second in field goal percentage and sixth in three-point percentage.

Three players - guards Jose Alvarado (All-ACC third team), Michael Devoe (All-ACC honorable mention) and center James Banks III (ACC All-Defensive team) - earned conference honors.

In his first season at the helm, his Yellow Jacket team defied all pre-season expectations by reaching the post-season and advancing to the finals of the National Invitation Tournament. Tech earned victories over No. 9 North Carolina, No. 6 Florida State and No. 14 Notre Dame (later vacated by the NCAA Committee on Infractions), who all finished among the top four in the ACC regular season. He was named Coach of the Year in the ACC and in NABC District 2.

Two of his players earned all-Atlantic Coast Conference honors; junior center Ben Lammers was named second-team All-ACC and ACC Defensive Player of the Year, while freshman guard Josh Okogie was named to the ACC All-Freshman team.

Though hampered by several significant injuries and other issues in 2017-18, Tech still was able to knock off a pair of top-25 teams while Lammers and Okogie again earned conference honors, and Okogie developed into an NBA first-round draft choice. In 2018-19, the Yellow Jackets picked up significant road wins at Arkansas, Syracuse and NC State, each of whom made post-season play.

Pastner, 43, compiled a 167-73 record over seven seasons as the head coach at Memphis, where the Tigers earned bids to the NCAA Tournament four times. He tied for the 10th most wins for a head coach in his first seven seasons in Division I basketball history, and was the second winningest active coach under the age of 40 in NCAA Division I at the time.

Despite his young age, Pastner has been involved in basketball at the Division I level for 22 years, as a player and an assistant coach at Arizona, and as an assistant coach and the head coach at Memphis. He has been a part of teams that have won 541 games, played in 17 NCAA Tournaments and 19 total post-season events. Teams he has been involved with have won 12 conference tournament or regular-season championships, advanced to seven Sweet Sixteens, five Elite Eights, two Final Fours and two NCAA championship games.

As an NCAA head or assistant coach and an AAU head coach, he has coached nearly 25 NBA draft selections.

Pastner's Memphis teams averaged 23.9 wins per season and compiled a conference regular-season record of 82-36, including a conference winning streak of 28 games. The Tigers went 11-4 in Conference USA and American Athletic Conference tournaments, including three championships.

He guided Memphis to five post-season berths, the NIT in 2010 and the NCAA Tournament in 2011, 2012, 2013 and 2014. Pastner twice won Conference USA Coach of the Year honors (2010, 2013) by various organizations and news media.

Pastner was born in Glen Dale, W.Va., and grew up in Kingwood, Texas. He earned his bachelor's degree in family studies in December of 1998, in just two and a half years, from Arizona and his master's degree in teaching and teacher education from Arizona in December of 1999, all while lettering four years in basketball under head coach Lute Olson.

He married the former Kerri Lamas of Sierra Vista, Ariz., in 2009. He has a stepson (Ethan) and three daughters, Payten, Kamryn and Harper.

Pastner as a Head Coach

Season	School	Overall	Conference	Postseason
2009-10	Memphis	24-10	13-3/2nd	NIT second round
2010-11	Memphis	25-10	10-6/4th	NCAA Tournament
2011-12	Memphis	26-9	13-3/1st	NCAA Tournament
2012-13	Memphis	31-5	16-0/1st	NCAA Tournament, round of 32
2013-14	Memphis	24-10	12-6/3rd	NCAA Tournament, round of 32
2014-15	Memphis	18-14	10-8/5th	
2015-16	Memphis	19-15	8-10/7th	
at Memphis	7 years	167-73	82-36	
2016-17	Georgia Tech	! 21-16	! 8-10/11th	NIT finals!
2017-18	Georgia Tech	! 13-19	6-12/13th	
2018-19	Georgia Tech	14-18	6-12/10th	
2019-20	Georgia Tech	17-14	11-9/5th	
2020-21	Georgia Tech	7-3	3-1	
at Georgia Tech	5th year	! 72-70	! 34-44	
Career	12th year	! 239-143	! 116-80	

! On-court record (22 wins and one loss from 2016-17 and 2017-18 seasons, as well as Tech's NIT appearance, vacated by the NCAA Committee on Infractions)

Pastner Resume

- Head coach, Georgia Tech (2016-present)
- Head coach, Memphis (2009-16) - 4 NCAA Tournaments, 1 NIT, 4 Conference USA titles
- Assistant coach under John Calipari, Memphis (2008-09) - NCAA Sweet 16, C-USA champions
- Assistant coach under Lute Olson, Arizona (2002-08) - 6 NCAA Tournaments, 2 Pac-10 titles
- Basketball staff assistant under Lute Olson, Arizona (2000-02) - Pac-10 champions in 2002
- Played collegiately for Lute Olson, Arizona (1996-2000) - 4 NCAA Tournaments, 1997 National Champions, 2 Pac-10 titles

Also on the Bench

ERIC REVENO

Associate Head Coach • 5th year at Tech

Eric Reveno, who served 10 years as the head coach at the University of Portland, joined Josh Pastner's men's basketball staff in May, 2016. He was promoted to associate head coach on Nov. 1, 2019.

The former post player oversaw one of the Yellow Jackets' great successes in 2016-17 in the development of 6-10 center Ben Lammers, who became a second-team All-ACC performer and the conference's Defensive Player of the Year. He also helped transfer James Banks III develop into one of the ACC's top defensive players, making the ACC's All-Defensive team twice.

Reveno's penchant for analytics has led the Jackets to adopt advanced new methods and technologies to help the team's performance, such as the new Noah shot-tracking systems in the Zelnak Practice Facility and the McCamish Pavilion main floor, along with other analytics and data-gathering methods. In addition to recruiting, player development, on-court coaching, scouting and game-planning, Reveno also handles budget management, staff organization and game scheduling for the program.

Reveno, 54, and his wife, Amanda, have two children: Katie (16) and Andrew (13).

JULIAN SWARTZ

Assistant Coach • 5th year at Tech

A 17-year coaching veteran, including 10 years on the NCAA Division I level, Julian Swartz was named an assistant coach on Josh Pastner's staff in August of 2018.

Swartz, 40, is responsible for on-court development of Tech players and focuses his efforts on the Yellow Jackets' defensive schemes as well as handle recruiting responsibilities. He helped guide Tech's defense to a national ranking of No. 37 in efficiency in 2018-19 and No. 17 in 2019-20, according to KenPom.com, and the Yellow Jackets also ranked among the top 15 in effective field goal percentage and three-point defense.

Swartz's efforts have been central to the Jackets' last two recruiting classes, and he has been ranked No. 6 among college basketball recruiters by 247Sports. Tech's 20201 class of guards Dallen "Deebo" Coleman and Miles Kelly and forward Jalon Moore was ranked the 17th-best in the nation.

ANTHONY WILKINS

Assistant Coach • 3rd year at Tech

Anthony Wilkins, an Atlanta native who spent the past five seasons on the coaching staff at Tulane University, joined Georgia Tech's basketball staff in June of 2018.

Wilkins, 40, served as an assistant coach for four seasons at Tulane after serving as director of basketball operations during his first year with the Green Wave. At Tulane, Wilkins handled game strategy and scout prep responsibilities along with player development and recruiting duties. He also had six years of professional playing experience prior to entering the coaching world.

Focusing his on-court efforts with Tech's offense, the Yellow Jackets made significant strides in his two seasons on The Flats, helping elevate the Jackets into the top half of the ACC in scoring, field goal percentage and three-point shooting. He helped develop Tech's guard tandem of Jose Alvarado and Michael Devoe into two of the ACC's top 10 scorers last season.

Born in Atlanta, Wilkins lived in the city for much of his childhood and attended Therrell High School for two years before finishing his high school studies at Glenville High School in Cleveland, Ohio.

BIO UPDATES (see game-by-game stats and career highs in stat pack)

10 • Jose Alvarado • G • 6-0 • 179 • Sr.

- Tough, determined, high-motor point guard who has been an ironman and the heart and soul of the Yellow Jackets
- Voted preseason second-team All-ACC by the official panel of media at ACC Operation Basketball
- Named ACC Player of the Week this week after scoring 20 points against North Carolina and 25 against Wake Forest
- Scored 20 or more points five times in 10 games this season ... Tallied 12 of his 20 in the second half to lift Tech past North Carolina (8-10 FG, 7 assists, 3 steals) ... Scored 15 of his 25 against Wake Forest out of the halftime break to help expand Tech's lead from 14 to 25 ... Led Jackets to win at Nebraska with 19 of his 24 points in second half (7-12 FG, 3-5 3pt FG, 3 assists)
- Matched his personal best of 29 points twice this season, vs. Georgia State in the season opener (with 10 rebounds) and vs. Delaware State (with 5 assists, 11-14 FG, 4-5 3pt FG) ... Scored 17 of his 29 against Delaware State in the second half to spark a 25-1 run in a 28-point victory
- No. 6 in ACC in scoring (17.10 ppg), No. 6 in FG percentage (52.2), No. 2 in FT percentage (85.0), 13th in 3-point FG made (2.00), No. 5 in assist average (3.9), No. 2 in steals (2.30), No. 10 in assist/turnover ratio (1.86), No. 3 in average minutes (35.47)
- Voted to the All-ACC third team last year despite missing seven games due to injury early in the season
- Became the 45th Tech player to reach 1,000 career points against Pittsburgh last March 4 ... He now ranks No. 29 at Tech with 1,205 points and is the No. 2 active career points leader in the ACC behind Chris Lykes of Miami
- Has 59 career double-figure scoring games (16 as a freshman, 20 as a sophomore, 15 as a junior) ... Has topped 20 points 22 times
- Has risen to No. 7 all-time at Tech in career steals (176, tied with Matt Harpring) and is the ACC's active career leader
- His 316 career assists are third-most among active ACC players, 16th all-time at Tech
- No. 12 at Tech in career three-point field goals (145)
- Has started all but one game he has been available to play in his career ... Missed 15 games due to injury, seven as a junior with a sprained ankle and eight as a freshman due to a broken elbow
- Has 14 complete games (40 minutes) in his career ... Played 58:22 of a possible 60 minutes in Tech's 4 OT loss to Georgia State and ranks fourth in the ACC in average minutes this season
- Hit at least one three-point field goal in 28 straight games, dating back to last Jan. 4 at North Carolina
- Twelve 20-point efforts over his last 28 games, beginning with a 25-point performance at North Carolina in which he hit 8-of-12 shots from the floor and 4-of-6 from distance last January
- Set a Tech record with nine steals last season vs. NC State, broke the Tech record of eight set by Kenny Anderson, another Brooklyn product, against Duke on Jan. 30, 1991 ... ACC record is 11, and only three ACC players have ever recorded more than nine steals in a game ... Led the ACC in that category (2.37 per game)

0 • Michael Devoe • G • 6-5 • 197 • Jr.

- One of the most improved players in the ACC from freshman to sophomore seasons, improving his scoring average more than six points per game overall and four points per game in conference play
- Left-handed combo guard with a high basketball IQ who earned honorable mention All-Atlantic Coast Conference honors ... Named to Associated Press' All-ACC second team
- Playing at a higher level in ACC games this season, averaging a conference-high 20 points per game while connecting on 53.8 percent of his shots from the floor (No. 7 in the ACC) and 53.3 percent of his three-point tries (No. 2 ACC)
- Leads the ACC in three-point field goals per game (4.00) in conference play after going 6-for-7 against Clemson
- Scored 21 points at Florida State, 20 vs. North Carolina, 17 vs. Wake Forest and 22 vs. Clemson
- Ranks No. 13 in the ACC (all games) in scoring average (15.0), No. 2 in 3-point FG made (2.60), No. 12 in average minutes (34.00)
- Tech's No. 3 rebounder (4.8 rpg) and No. 2 assist man (3.5 apg) ... Has hit 41.9 percent of his threes overall and 72 percent from the foul line
- Has hit 41.3 percent of his three-point shots over his career, and has entered the top 20 all-time at Tech in three-pointers made (No. 17 with 121) ... Sits 92 points away from 1,000 for his career
- Scored 20 or more points 10 times last season, four times this season, including a high of 24 against Georgia State
- Notched first career double-double vs. the Panthers with a career-high 13 rebounds
- Last season: finished No. 7 in the ACC in scoring (16.00 ppg) and No. 5 in field goal percentage (47.6) ... Hit 42.7 percent of his three-point tries, 44.2 percent in ACC games, the best rate for a Tech player since Anthony Morrow in 2007-08
- Was especially good over Tech's final 11 ACC games, averaging 15.7 points and 4.3 assists ... Scored 22 points with seven assists at Pitt, 24 points with five assists at Wake Forest, 20 points at Clemson, including the game-winning field goal
- Scored in double digits 43 times in his career, and has 15 20+ games

14 • David Didenko • F • 6-9 • 233 • Jr.

- Last name pronounced "duh-DEN-ko"
- Played in six games last season, scoring his first points on a three-pointer vs. Morehouse ... Played in three games this season
- Native of Russia who attended Boca Raton Community School in Florida and spent the 2018-19 season at Palm Beach State College, a junior college in Boca Raton
- Excellent student and a full academic qualifier out of high school who signed a letter-of-intent to attend Tech in November, 2018 and enrolled for the summer, 2019 term
- Eligible immediately and has three seasons with the Yellow Jackets ... Excellent physical size with high basketball IQ and skills
- Born in Yakutsk, Russia, came to Brooklyn, N.Y., in August, 2010, at the age of 11, on vacation, and has remained in the United States
- Prior to his enrollment at Boca Raton Community High School, attended Northeast High School as a junior, and Montverde Academy for his ninth- and 10th grade years
- Played in 27 games, starting four, for Palm Beach State, where he averaged 3.8 points and 3.4 rebounds ... Team went 21-9
- Hit 32.7 percent of his shots from the floor, 21.7 from three-point range and 60.5 percent from the foul line
- Hit double figures three times, scoring 12 points each against Cape Fear CC, Polk State College and Florida National Univ. JV

2 • Saba Gigiberia • C • 7-1 • 250 • Fr.

- Name pronounced "SOBB-uh GEE-GEE-buh-REE-uh" with a hard G
- Played short minutes in six games this season, with a high of 10:01 vs. Delaware State (2 pts, 6 reb) ... Scofed buckets in three games, including his first 3-pointer vs. Clemson
- Four-star post prospect originally from the Republic of Georgia who played his high school basketball in the United States
- Excellent basketball IQ who can play with his back to the basket or facing the basket, has a 7-foot-4 wingspan
- Grew up playing rugby, but said his grandfather encouraged him to switch to basketball at 12 because of his height ... Developed well and earned a spot with a club in Spain at 14 years old, where he played for two years before leaving for the U.S. at age 16
- Played his final year of high school at Prolific Preparatory School in Napa, Calif., ranked as high as No. 72 nationally (247Sports) and No. 14 at his position ... Played at Findlay Prep his junior year.
- Played for his home country of Georgia in the FIBA U16 European Division B Championship in 2017, and in the FIBA U18 European Division B Championship in 2019.

24 • Rodney Howard • F • 6-10 • 241 • So.

- Enrolled at Georgia Tech in the summer of 2020 following his transfer from Georgia, where he played his freshman year
- Received immediate eligibility from the NCAA and has three years of eligibility at Tech
- Started Tech's first two games in the post this season, with highs of six points and four rebounds against Mercer, but played limited minutes in five games since as Tech played a small lineup
- Played 10:01 vs. Delaware State (7 pts, 3-3 FG), and 7:32 against North Carolina to help counter the Tar Heels' army of big men
- Originally signed with Ole Miss before re-opening his recruitment following a coaching change there, and signed with the Bulldogs
- Attended high school in Alpharetta, Ga., prior to his senior year, which he spent at Legacy Charter School in South Carolina
- Played in 24 games, including a pair of starts against N.C. Central and at Arizona State, last season at Georgia ... Averaged 1.3 points, 1.5 rebounds and 0.6 blocks in 7.3 minutes of action per game, hitting 13-of-23 shots from the floor (56.5 pct.)
- Finished second on the team in blocked shots (15) despite seeing a fraction of the playing time of the team leaders
- Played double-digit minutes in two SEC games late in the season - South Carolina and LSU

BIO UPDATES (see game-by-game stats and career highs in stat pack)

11 • Tristan Maxwell • G • 6-2 • 209 • Fr.

- High-scoring and record-setting guard who was named the North Carolina state player of the year by the Charlotte Observer and MaxPreps following his senior year
- A consensus three-star rating with a ranking as high as No. 198 nationally, and No. 37 at his position
- Missed most of Tech's preseason practice with a broken bone in his right foot ... Saw his first action against Delaware State (3 points on free throws in 8:12)
- Son of Vernon Maxwell, a former University of Florida All-American and longtime NBA veteran and champion with the Houston Rockets
- The first Charlotte, N.C., area prospect to sign with Georgia Tech since Anthony Morrow in 2005
- Double-figure scorer for North Mecklenburg High School since his freshman year, earning all-conference honors four years and all-state honors as a junior and senior
- Became the school's all-time leading scorer his senior year (finished with 2,253 points, 20th-most all-time in the state) and set the school mark for three-point field goals (finished with 331) by the end of his junior year
- North Mecklenburg compiled a record of 104-12 in his four years on the team, winning its conference and reaching the sectional finals each year

23 • Jordan Meka • F • 6-8 • 224 • Fr.

- Last name pronounced "MECK-uh"
- Played in one game, eight minutes vs. Mercer, but is out indefinitely with a back injury
- Multiple all-state and all-Atlanta Metro performer with a 7-foot-1 wingspan
- Ranked as high as No. 129 nationally and No. 26 at his position by 247Sports (power forward)
- Enjoyed a record-breaking career at Mount Bethel Christian Academy, setting school records for points, rebounds and blocked shots
- High-level student academically, originally from Yaoundé, Cameroon, moved to the United States in 2016
- Earned all-state honors in Mount Bethel's classification (A-private) every year since his freshman year, including player of the year honors as a sophomore
- Led the Eagles to a pair of state Georgia Independent Christian Athletic Association (GICAA) titles in 2017 and 2018, and to the Class A semifinals as a junior in 2019 ... Reached the A-private state playoffs in 2020 and finished second, beating the No. 4, No. 9 and 15 teams along the way ... Four-year record of 87-36
- Before his senior year even began, had set career school records for points (finished with 1,670, surpassing current Tech guard Coleman Boyd), rebounds (920) and blocked shots (>400)

12 • Khalid Moore • F • 6-7 • 200 • Jr.

- First name pronounced "kuh-LEED"
- Athletic and long (7-foot, 0.5-inch wingspan) forward with good scoring ability and basketball IQ
- Key player in Tech's win at Nebraska with season highs of 11 points (5-7 FG) and eight rebounds ... Had four points, six rebounds, four assists at Florida State ... Matched season high with 11 vs. Delaware State (2-3 FG, 2-2 3pt FG, 5-6 FT)
- Averaging 5.0 points and 3.7 rebounds in 22.5 minutes per game for the season ... No. 5 on the team in steals, No. 6 in scoring, No. 4 in rebounding
- Started 12 games last season, 22 for his career
- Does a lot of things that don't show up in the box score, good passer, moves well without the ball, keeps Tech offense moving, and his length and activity is an asset on defense ... Plus/minus rating generally on the positive side
- Excellent sophomore debut with 11 points, four rebounds, three assists and six steals in Tech's season-opening victory at NC State ... Collected a critical offensive rebound and dish to James Banks for field goal attempt on which he was fouled for the winning points
- Had two double-figure games last season, also scored 10 at Kentucky
- One of two New York natives on the team ... Came from the same high school (Archbishop Molloy) as Yellow Jackets' legendary point guard Kenny Anderson, and played on the same AAU team as teammate Jose Alvarado

3 • Bubba Parham • G • 5-10 • 160 • Jr.

- Last name pronounced "PARR-um"
- Atlanta-area product who transferred to Georgia Tech following two standout seasons at VMI, where he made the All-Southern Conference team as a sophomore and was named SoCon Freshman of the Year
- High-volume three-point shooter who can score in a variety of ways despite his small stature
- Averaging 8.8 points in 2020-21, including a Tech career high of 17 vs. Kentucky, 16 vs. Mercer, 14 vs. Georgia State, 13 vs. FAMU
- Drained three 3-point field goals against North Carolina, two of them as Tech rallied from a 61-53 second-half deficit to win the game
- Came off the bench in Tech's first two games, started last seven, and ranks No. 23 in the ACC in minutes (31.42 per game)
- Has team's best turnover rate, just six against 24 assists in 317 minutes ... Has 23 games with zero or one turnover at Tech
- In ACC games, has averaged 4.5 points and 2.5 assists with just four turnovers in four games ... 5-of-13 on three-pointers
- Ten career career double-digit games ... In three career games vs. Kentucky, averaged 20.7 points (22-of-37 FG, 15-of-26 3pt FG)
- Has scored 1,373 points in his career, 248 of those at Tech, and has hit 216 career three-point field goals
- Started six games last season while Jose Alvarado was injured, averaged 26.5 minutes per game ... Averaged 5.2 points and 1.8 assists per game, and went 26-of-30 at the free throw line
- Tallied six double-figure scoring games, all against power conference teams (Georgia, Arkansas, Syracuse, Kentucky, North Carolina, Virginia Tech)
- Ranked No. 18 among 2019-20 transfer class by Stadium's Jeff Goodman, who quoted a scout as saying, "He's a badass. Cat-quick combo guard who can score 40. Elite in ball screens, deep range and can really pass."
- Topped the SoCon in scoring with 21.4 points per game, and ranked third in the SoCon with 3.63 three-point field goals per game, hitting 39.7 percent of his attempts ... Had 10 games with five or more three-pointers made during the season
- Became the first VMI freshman to earn conference Freshman of the Year honors since 2010-11 (Big South Conference) and the first VMI SoCon FOTY since 2001-02

1 • Kyle Sturdivant • G • 6-2 • 198 • So.

- Played his freshman season at Southern California, transferred to Georgia Tech following the spring, 2020 semester ... Granted immediate eligibility by the NCAA and has three years of eligibility at Tech
- Played in all 10 games for Tech off the bench this season ... Averaged 7.3 points across Kentucky/Nebraska/FSU games after going scoreless in first two ... Hit for a career-high 15 points (5-6 FG, 4-4 FT) with three assists against Kentucky
- ACC high is seven points against Wake Forest and Clemson (5-9 FG combined), and is averaging 4.8 points in conference games
- First Norcross High School alumnus to join the Tech program since Gani Lawal (2007-10)
- Played in 21 games last season at USC, averaging 8.3 minutes, 2.0 points and 1.1 rebounds while hitting 34.8 percent of his shots from the floor ... Recorded 25 assists over 22 turnovers
- Scored a season-high 11 points vs. Marquette on Nov. 29, played season-high 18 minutes vs. Florida Gulf Coast on Dec. 29
- Did not play after Feb. 8 following the passing of his father, Gary.
- Named to the Georgia 7A All-State second team as a high school senior, and was named the 7A Georgia Player of the Year as a junior ... Helped Norcross finish as 7A state runners-up his sophomore and junior seasons, and also to the state final four as a senior
- Ranked the No. 6 player in the state of Georgia and the No. 12 point guard in the country by 247Sports, No. 93 overall in the country by Rivals.com

BIO UPDATES (see game-by-game stats and career highs in stat pack)

4 • Jordan Usher • G/F • 6-7 • 220 • Jr.

- Atlanta-area product who transferred to Georgia Tech from the University of Southern California prior to the start of spring semester 2019
- Became eligible last Dec. 18 vs. Ball State and has started all 32 games since, manning the wing spot on the floor
- Able to create for himself and others, averaging 10.8 points (fourth on the team) and 3.1 assists while grabbing 5.1 rebounds (second on the team) and 1.3 steals per game, while hitting 50 percent of his field goal tries
- Scored 21 points against Clemson, a career best in a Tech uniform, with a career-high five 3-pointers in eight attempts
- Scored 14 points against North Carolina, 11 of them in the first half to keep Tech within striking distance after falling behind by 11 ... Scored only one point against Wake Forest, but took eight rebounds, had five assists and blocked four shots
- Averaging 12.0 points and 4.3 rebounds in ACC games while hitting 51.4 percent from the floor, 9-of-20 from three-point range
- Stat line vs. Delaware State was 10 points, 3-5 FG, 3-3 FT, and matched career bests with six assists and four steals
- Recorded his first career double-double with 15 points and 10 rebounds against Georgia State ... Scored 11 vs. Mercer, 12 vs. Kentucky, 12 at Florida State
- Has notched 15 double-digit games at Tech, seven of those this season ... Tech is 10-5 in games he has scored in double-digits
- Averaged 8.2 points and 4.4 rebounds overall, 7.7 points and 4.4 rebounds last season in conference games
- Strong wing with size, a high motor and the ability to get to the rim and create scoring opportunities ... His athleticism and strength make him a force both offensively and defensively
- Prior to leaving the USC team, started twice and saw action in 12 games overall in 2018-19 ... Averaged a career-high 24.5 minutes per game, with 8.6 points per game and 3.7 rebounds per game ... Hit 45.2 percent of his shots from the floor, and was 8-of-28 from three-point range
- Scored 22 points twice against Cal State-Bakersfield and Santa Clara

5 • Moses Wright • F • 6-9 • 233 • Sr.

- Vastly improved, athletic frontcourt player who had played one year of varsity basketball in high school before signing with Tech in spring of 2017
- Last season, nearly doubled his scoring and rebounding averages from his sophomore year ... Shooting percentages improved as well (+6.1% FG, +3.3% 3pt, +12.8% FT)
- Making similar strides this season ... Scoring average up 4.4 ppg, rebounds down 0.3 rpg, FG pct. up 2.4%, 3pt FG pct. up 22.1%, FT pct. up 8.2% over 2019-20
- Currently No. 6 in the ACC in scoring (17.10), No. 14 in rebound average (6.7), No. 4 in field goal percentage (55.5), No. 4 in steals (2.00 per game) and No. 4 in average minutes played (35.45)
- Eclipsed 20 points in a game five times this season, including 21 against Clemson in Tech's last game (9-15 FG, 2-2 3pt FG, 3 assists, 2 steals, 2 blocks)
- Earned ACC Player of the Week honors after scoring 21 points (9-14 FG, 3-3 FT) with seven rebounds and three blocks in Tech's win over Kentucky
- Posted his second career 30-point game against Georgia State, scoring 31 with 19 rebounds (11 offensive) ... The 19 rebounds were the most by a Tech player in five seasons, and he hit 14-of-22 shots from the foul line, the 22 attempts tying a Tech record
- Has eight career double-doubles (seven in 2019-20)
- Bidding to become the 21st Tech player to reach 1,000 points and 500 rebounds for his career (has 869 points, 480 rebounds)
- Added about 25 pounds since between the beginning of his sophomore year and the beginning of his junior year and improved his athleticism
- Has been a consistent performer since the beginning of last season, missing double digits in scoring only seven times
- Posted a historic performance for a Tech player at Syracuse, scoring 33 points with 10 rebounds ... The 33 points tied the third-most ever recorded by a Tech player in an ACC road game, and were the most for a Jacket in an ACC road game in nearly 20 years ... He made 14 of 17 field goal attempts in the game, with the 14 field goals the third-most ever by a Tech player against an ACC team.
- Finished last season as Tech's No. 3 scorer (13.0 ppg, 21st in the ACC) and No. 2 rebounder (7.0 rpg, 14th ACC) who connected on 53.1 percent of his shots from the floor (No. 3 in the ACC)
- Averaged 13.4 points in ACC games last season (19th) while grabbing 6.8 rebounds per game (15th ACC) and hitting 50.5 percent from the floor (No. 4 ACC)
- Grew four inches and added 40 pounds after his sophomore year in high school... Has a 6-foot, 11.25-inch wingspan
- First North Carolina native to sign with Tech since Anthony Morrow (Charlotte), who played at Tech from 2004-08 and was an eight-year NBA veteran

13 • Coleman Boyd • G • 6-1 • 173 • So.

- Non-scholarship guard who enrolled at Tech for the summer term
- Played in four games last season, scoring five points with two assists and a steal ... Drove for a layup against Hawaii for his first collegiate points, and hit a three-pointer against Morehouse
- All-state point guard from Georgia private school powerhouse Mt. Bethel Christian Academy
- Four-year letterwinner and captain at Mt. Bethel, which won state Georgia Independent Christian Athletic Association (GICAA) championships in 2017 and 2019, and reached the final four in 2016 and 2019 ... Team went 97-26 in his four years
- Earned all-region and honorable mention all-state honors in 2019 by the Georgia High School Association
- Played at Mt. Bethel for his father, Cal, a longtime successful high school coach in the Atlanta area and a standout basketball player at Wake Forest following a legendary high school career at Campbell High School in Smyrna

34 • Niko Broadway • G • 6-3 • 195 • So.

- Non-scholarship guard who enrolled at Tech for the fall term
- Played in three games last season, scored his first collegiate points on a reverse layup against Morehouse
- Comes from a Tech family ... Both parents went to Tech, and his brother, Olin, is on the football team
- Two-year starter for coach Aaron Parr who helped St. Pius X win 102 games while he was on the varsity team ... Second-team all-state and first team
- All-region as a senior, when he averaged 10.6 points, 5.4 rebounds and 2.1 assists per game, all second-best on the team
- Led St. Pius X to back-to-back runner-up finishes in the state championship in 2017 and 2018 (both at McCamish Pavilion), and three consecutive region titles in 2017, 2018 and 2019

35 • Jehloni James • F • 6-6 • 180 • So.

- Non-scholarship player who joined the Tech program for the fall, 2019 semester
- His father, Elbridge, played college basketball at Binghamton University
- Played in one game in 2019-20, for the final minute against Elon, and made his only field goal attempt.
- Played four years and lettered three at Lanier High School in Sugar Hill, Ga.

45 • Shaheed Medlock • G • 6-5 • 196 • Sr.

- Non-(athletic)-scholarship player who enrolled at Tech and joined the basketball program in the summer of 2016 ... Was not on the team in 2017-18, but returned for the 2018-19 season
- Played in seven games for the Yellow Jackets over the past three years
- Enrolled at Tech on a Bill Gates Millennium Scholarship
- Earned a reputation as an outstanding defensive player in high school

55 • Malachi Rice • G • 6-0 • 186 • Sr.

- Left-handed point guard who played four years, lettering in three, on the varsity team at Brebeuf Jesuit Preparatory School ... Led Brebeuf to Circle City Conference championships twice
- Played in six games for the Yellow Jackets over the past two years ... Played in just one game this season, missing opportunities due to an injured ankle
- Older brother Solomon is a distance runner on the track team at Columbia University ... Twin brother Isaiah is a freshman walk-on basketball player at Vanderbilt ... His uncle, Kenneth Rice, played basketball at Alabama from 1988-91

2020-21 SEASON STATISTICS AND RESULTS

Game Records

Record	Overall	Home	Away	Neutral
ALL GAMES	7-3	5-2	1-1	1-0
CONFERENCE	3-1	3-0	0-1	0-0
NON-CONFERENCE	4-2	2-2	1-0	1-0

Score by Periods

Team	1st	2nd	OT	TOT
Georgia Tech	344	417	43	804
Opponents	314	365	46	725

Team Box Score

No. Player					Total		3-Point		F-Throw		Rebounds													
		GP-GS	MIN	AVG	FG-FGA	FG%	3FG-FGA	3FG%	FT-FTA	FT%	OFF	DEF	TOT	AVG	PF	DQ	A	TO	BLK	STL	PTS	AVG		
5	WRIGHT, Moses	10-10	357:26	35.7	66-119	.555	6-13	.462	36-53	.679	29	38	67	6.7	27	2	21	14	9	20	174	17.4		
10	ALVARADO, Jose	10-10	357:47	35.8	59-113	.522	19-49	.388	34-40	.850	8	29	37	3.7	26	1	38	21	1	24	171	17.1		
0	DEVOE, Michael	10-10	340:02	34.0	53-117	.453	26-62	.419	18-25	.720	8	40	48	4.8	18	0	35	34	1	11	150	15.0		
4	USHER, Jordan	10-10	271:41	27.2	42-84	.500	13-34	.382	11-18	.611	9	42	51	5.1	30	1	31	21	9	13	108	10.8		
3	PARHAM, Bubba	10-8	317:15	31.7	30-73	.411	16-50	.320	12-17	.706	9	26	35	3.5	28	0	24	6	0	12	88	8.8		
12	MOORE, Khalid	9-0	202:27	22.5	13-37	.351	5-18	.278	14-22	.636	7	26	33	3.7	10	0	8	6	4	11	45	5.0		
1	STURDIVANT, Kyle	10-0	134:31	13.5	14-32	.438	3-11	.273	9-12	.750	1	13	14	1.4	10	0	12	8	1	2	40	4.0		
55	RICE, Malachi	1-0	02:05	2.1	1-1	1.000	0-0	.000	1-2	.500	0	0	0	0.0	0	0	1	0	0	0	3	3.0		
11	MAXWELL, Tristan	1-0	08:12	8.2	0-2	.000	0-2	.000	3-3	1.000	0	0	0	0.0	0	0	0	0	0	0	3	3.0		
24	HOWARD, Rodney	7-2	48:29	6.9	5-12	.417	0-0	.000	3-5	.600	0	7	7	1.0	10	0	0	4	2	0	13	1.9		
2	GIGIBERIA, Saba	6-0	27:02	4.5	3-9	.333	1-2	.500	0-1	.000	4	9	13	2.2	9	0	1	2	0	0	7	1.2		
45	MEDLOCK, Shaheed	2-0	02:01	1.0	1-1	1.000	0-0	.000	0-0	.000	0	0	0	0.0	0	0	0	0	0	0	2	1.0		
23	MEKA, Jordan	1-0	08:04	8.1	0-1	.000	0-0	.000	0-0	.000	0	1	1	1.0	0	0	0	0	0	0	0	0.0		
14	DIDENKO, David	3-0	04:26	1.5	0-1	.000	0-1	.000	0-0	.000	0	1	1	0.3	0	0	0	0	0	0	0	0.0		
35	JAMES, Jehloni	2-0	05:42	2.9	0-0	.000	0-0	.000	0-0	.000	0	1	1	0.5	0	0	0	0	0	0	0	0.0		
13	BOYD, Coleman	2-0	02:01	1.0	0-0	.000	0-0	.000	0-0	.000	0	0	0	0.0	0	0	0	0	0	0	0	0.0		
34	BROADWAY, Niko	2-0	01:52	0.9	0-0	.000	0-0	.000	0-0	.000	0	0	0	0.0	0	0	0	0	0	0	0	0.0		
Team											12	13	25					4						
Total		10	2091		287-602	.477	89-242	.368	141-198	.712	87	246	333	33.3	168	4	171	120	27	93	804	80.4		
Opponents		10	2100		264-582	.454	81-216	.375	116-164	.707	94	250	344	34.4	173	5	145	165	22	59	725	72.5		

Team Statistics

	GATECH	OPP
Scoring	804	725
Points per game	80.4	72.5
Scoring margin	+7.9	-
Field goals-att	287-602	264-582
Field goal pct	.477	.454
3 point fg-att	89-242	81-216
3-point FG pct	.368	.375
3-pt FG made per game	8.9	8.1
Free throws-att	141-198	116-164
Free throw pct	.712	.707
F-Throws made per game	14.1	11.6
Rebounds	333	344
Rebounds per game	33.3	34.4
Rebounding margin	-1.1	-
Assists	171	145
Assists per game	17.1	14.5
Turnovers	120	165
Turnovers per game	12.0	16.5
Turnover margin	+4.5	-
Assist/turnover ratio	1.4	0.9
Steals	93	59
Steals per game	9.3	5.9
Blocks	27	22
Blocks per game	2.7	2.2
Winning streak	5	-
Home win streak	5	-
Attendance	8400	2664
Home games-Avg/Game	7-1200	2-1332
Neutral site-Avg/Game	-	1-0

Team Results

Date	Opponent		Score	Att.
11/25/2020	Georgia St.	Lot4	120-123	1200
11/27/2020	Mercer	L	73-83	1200
12/06/2020	vs Kentucky	W	79-62	0
12/09/2020	at Nebraska	W	75-64	0
12/15/2020	at Florida St.	L	61-74	2664
12/18/2020	Florida A&M	W	74-64	1200
12/20/2020	Delaware St.	W	97-69	1200
12/30/2020	North Carolina	W	72-67	1200
01/03/2021	Wake Forest	W	70-54	1200
01/20/2021	Clemson	W	83-65	1200

2020-21 SEASON STATISTICS AND RESULTS - ACC ONLY

Game Records

Record	Overall	Home	Away	Neutral
ALL GAMES	3-1	3-0	0-1	0-0
CONFERENCE	3-1	3-0	0-1	0-0
NON-CONFERENCE	0-0	0-0	0-0	0-0

Score by Periods

Team	1st	2nd	OT	TOT
Georgia Tech	137	149	0	286
Opponents	127	133	0	260

Team Box Score

No.	Player				Total		3-Point		F-Throw		Rebounds													
		GP-GS	MIN	AVG	FG-FGA	FG%	3FG-FGA	3FG%	FT-FTA	FT%	OFF	DEF	TOT	AVG	PF	DQ	A	TO	BLK	STL	PTS	AVG		
0	DEVOE, Michael	4-4	141:31	35.4	28-52	.538	16-30	.533	8-12	.667	1	14	15	3.8	5	0	11	14	0	5	80	20.0		
10	ALVARADO, Jose	4-4	144:04	36.0	23-38	.605	5-15	.333	9-12	.750	0	16	16	4.0	8	0	14	8	0	11	60	15.0		
5	WRIGHT, Moses	4-4	142:37	35.7	19-38	.500	2-6	.333	9-14	.643	8	9	17	4.3	13	1	9	5	3	11	49	12.3		
4	USHER, Jordan	4-4	115:32	28.9	19-37	.514	9-20	.450	1-3	.333	1	16	17	4.3	10	0	13	10	5	4	48	12.0		
1	STURDIVANT, Kyle	4-0	51:55	13.0	7-14	.500	2-5	.400	3-3	1.000	0	3	3	0.8	3	0	4	4	1	1	19	4.8		
3	PARHAM, Bubba	4-4	113:11	28.3	6-15	.400	5-13	.385	1-3	.333	2	9	11	2.8	11	0	10	4	0	5	18	4.5		
12	MOORE, Khalid	3-0	66:10	22.1	3-10	.300	0-5	.000	3-6	.500	0	11	11	3.7	4	0	6	2	1	3	9	3.0		
2	GIGIBERIA, Saba	3-0	06:03	2.0	1-1	1.000	1-1	1.000	0-0	.000	0	1	1	0.3	2	0	0	1	0	0	3	1.0		
34	BROADWAY, Niko	1-0	00:13	0.2	0-0	.000	0-0	.000	0-0	.000	0	0	0	0.0	0	0	0	0	0	0	0	0.0		
45	MEDLOCK, Shaheed	1-0	00:22	0.4	0-0	.000	0-0	.000	0-0	.000	0	0	0	0.0	0	0	0	0	0	0	0	0.0		
14	DIDENKO, David	2-0	02:11	1.1	0-0	.000	0-0	.000	0-0	.000	0	0	0	0.0	0	0	0	0	0	0	0	0.0		
24	HOWARD, Rodney	3-0	14:44	4.9	0-3	.000	0-0	.000	0-0	.000	0	1	1	0.3	4	0	0	1	0	0	0	0.0		
35	JAMES, Jehloni	1-0	01:04	1.1	0-0	.000	0-0	.000	0-0	.000	0	0	0	0.0	0	0	0	0	0	0	0	0.0		
13	BOYD, Coleman	1-0	00:22	0.4	0-0	.000	0-0	.000	0-0	.000	0	0	0	0.0	0	0	0	0	0	0	0	0.0		
Team											4	2	6											
Total		4	800		106-208	.510	40-95	.421	34-53	.642	16	82	98	24.5	60	1	67	49	10	40	286	71.5		
Opponents		4	800		99-208	.476	28-75	.373	34-48	.708	32	93	125	31.3	59	1	56	69	6	28	260	65.0		


Team Statistics

	GATECH	OPP
Scoring	286	260
Points per game	71.5	65.0
Scoring margin	+6.5	-
Field goals-att	106-208	99-208
Field goal pct	.510	.476
3 point fg-att	40-95	28-75
3-point FG pct	.421	.373
3-pt FG made per game	10.0	7.0
Free throws-att	34-53	34-48
Free throw pct	.642	.708
F-Throws made per game	8.5	8.5
Rebounds	98	125
Rebounds per game	24.5	31.3
Rebounding margin	-6.8	-
Assists	67	56
Assists per game	16.8	14.0
Turnovers	49	69
Turnovers per game	12.3	17.3
Turnover margin	+5.0	-
Assist/turnover ratio	1.4	0.8
Steals	40	28
Steals per game	10.0	7.0
Blocks	10	6
Blocks per game	2.5	1.5
Winning streak	3	-
Home win streak	3	-
Attendance	3600	2664
Home games-Avg/Game	3-1200	1-2664
Neutral site-Avg/Game	-	0-0

Team Results

Date	Opponent		Score	Att.
12/15/2020	at Florida St.	L	61-74	2664
12/30/2020	North Carolina	W	72-67	1200
01/03/2021	Wake Forest	W	70-54	1200
01/20/2021	Clemson	W	83-65	1200

2020-21 BOX SCORES



Official Basketball Box Score - Final

Georgia St. at Georgia Tech

11/25/20 McCamish Pavilion, Atlanta, Ga.

2020-21 Men's Basketball

Game Time: 9:00 PM

Game Duration: 3:17

Attendance: 1,200

Officials: Mike Roberts, Jerry Heaster, Kellen Milner

Georgia St. - 123

Record: 1-0

NO. Name	Min	FG M-A	3P M-A	FT M-A	Rebounds OR DR TOT	Fouls PF FD	TP	AS	TO	ST	Blocks BS BA	+/
1 Eliel Nsoeme	F 32:37	10-13	0-0	2-3	7 0 7	5 2	22	0	0	1	3 1 4	1 st FG% 16-28 57.1%
25 Jalen Thomas	C 35:35	3-5	0-1	0-0	5 3 8	5 1	6	1	1	0	4 0 -4	3PT% 2-7 28.6%
2 Justin Roberts	G 43:39	8-22	5-11	5-6	1 8 9	2 5	26	6	6	1	0 0 -1	FT% 4-8 50%
11 Corey Allen	G 50:15	9-16	3-7	1-3	1 8 9	4 4	22	2	2	1	0 0 7	2 nd FG% 16-35 45.7%
12 Kane Williams	G 47:49	7-22	1-6	6-16	1 11 12	4 12	21	1	4	3	0 2 -8	3PT% 3-11 27.3%
0 JoJo Toppin	26:09	1-3	0-0	2-4	1 2 3	4 2	4	1	1	0	1 1 1	FT% 4-10 40%
0 Evan Johnson	20:59	1-4	1-3	3-4	0 2 2	3 2	6	4	2	0	0 0 14	OT FG% 14-32 43.8%
24 Collin Moore	23:34	5-8	0-2	2-2	2 0 2	2 1	12	1	2	1	1 0 0	3PT% 13-20 65%
32 Ryan Boyce	14:54	2-2	0-0	0-0	2 1 3	5 0	4	0	1	1	0 0 9	GM FG% 46-95 48.4%
30 Kaleb Scott	03:20	0-0	0-0	0-0	0 0 0	2 0	0	0	0	0	0 0 -8	3PT% 10-30 33.3%
21 Kalik Brooks	01:09	0-0	0-0	0-0	0 0 0	0 0	0	0	0	0	0 0 -1	FT% 21-38 55.3%
Team					2 1 3		0	1				Dead Ball Rebounds: 7
Totals		46-95	10-30	21-38	22 36 58	37 29	123	16	20	8	9 4 3	

Technical Fouls: Bench 3rdOT 1, 2

Shooting By Period

Dead Ball Rebounds: 7

Georgia Tech - 120

Record: 0-1

NO. Name	Min	FG M-A	3P M-A	FT M-A	Rebounds OR DR TOT	Fouls PF FD	TP	AS	TO	ST	Blocks BS BA	+/
4 Jordan Usher	F 39:29	5-11	0-3	5-8	5 5 10	4 4	15	1	4	1	1 0 -8	1 st FG% 10-29 34.5%
5 Moses Wright	F 33:51	8-18	1-2	14-22	11 8 19	5 11	31	2	1	2	0 1 -6	3PT% 3-12 25.0%
24 Rodney Howard	C 08:30	0-1	0-0	0-0	0 1 1	4 0	0	0	1	0	1 1 6	FT% 8-13 61.5%
0 Michael Devoe	G 47:36	9-25	3-12	3-4	5 8 13	3 24	3	8	0	0	2 -9	2 nd FG% 16-38 42.1%
10 Jose Alvarado	G 58:22	8-24	2-7	11-12	5 5 10	5 8	29	4	4	6	0 3 -2	3PT% 4-12 33.3%
2 Saba Gligberia	05:23	0-0	0-0	0-0	1 1 2	1 1	0	0	0	0	0 -2	FT% 10-18 55.6%
3 Bubba Parham	46:44	6-13	1-6	3-5	1 4 5	3 1	16	2	1	1	0 1 3	OT FG% 10-31 32.3%
12 Khalid Moore	29:37	0-6	0-2	5-8	1 4 5	4 8	5	0	2	2	1 6	3PT% 0-8 0.0%
1 Kyle Sturdivant	01:31	0-0	0-0	0-0	0 0 0	0 0	0	0	0	0	0 -3	FT% 23-28 82.1%
Team					4 1 5		0	1				GM FG% 36-98 36.7%
Totals		36-98	7-32	41-59	33 37 70	29 36	120	12	22	12	4 9 -3	3PT% 7-32 21.9%

Technical Fouls: NONE

Shooting By Period

Dead Ball Rebounds: 11

Biggest lead	GSU		GaTech	
	11 (1 st 8:01)	8 (1 st 14:49)		
Best Scoring Run	17 (1 st 8:01)	8 (1 st 2:40)		
Lead Changes	13			
Times Tied	17			
Time with Lead	30:17	17:58		

Points from Turnovers	GSU		GaTech	
	24	28		
Paint	64	50		
Second Chance	21	30		
Fast Breaks	34	16		
Bench	26	21		

Period by Period Scoring	1st		2nd		OT1		OT2		OT3		OT4		TOT
	GSU	38	39	6	13	14	13	13	123				
GaTech	31	46	6	13	14	10	120						

Official Basketball Box Score - Final
Kentucky at Georgia Tech
12/06/20 State Farm Arena, Atlanta
2020-21 Men's Basketball

Game Time: 5:00 PM
Game Duration: 1:52

Officials: Ted Valentine, Tony Green, Ron Groover

Kentucky - 62

Record: 1-3

NO. Name	Min	FG M-A	3P M-A	FT M-A	Rebounds OR DR TOT	Fouls PF FO	TP AS	TO	ST	Blocks BS BA	+/
23 Isaiah Jackson	F 32:42	4-8	0-0	1-1	3 9 12	3 1	9 4	3 1	1 0	-1	
30 Olivier Sarr	F 29:39	1-4	0-0	4-4	0 3 3	4 4	6 2	2 0	0 1	-21	
2 Devin Askew	G 26:54	1-2	1-1	0-0	0 1 1	1 1	3 1	2 1	0 0	-15	
3 Brandon Boston Jr.	G 27:19	4-11	3-7	0-0	1 3 4	2 3	11 0	3 1	0 1	-16	
5 Terrence Clarke	G 37:59	9-14	3-4	1-2	1 2 3	1 3	22 3	4 0	0 3	-8	
10 Davion Mintz	27:49	2-8	1-7	2-2	0 3 3	1 7	6 2	1 0	0 0	-6	
0 Jacob Toppin	10:08	1-1	0-0	0-0	0 1 0	0 1	2 0	0 0	0 0	-8	
55 Lance Ware	02:14	0-0	0-0	2-2	1 0 1	0 1	2 0	1 0	0 0	2	
11 Dontale Allen	03:49	0-1	0-1	0-0	0 0 0	1 0	0 0	3 0	0 0	-8	
21 Cam/Ron Fletcher	01:27	0-0	0-0	0-0	0 0 0	0 0	0 0	0 0	0 0	-4	
Team					0 0 0		0 1				
Totals		22-49	8-20	10-11	6 22 28	13 14	62	16 21	4 1	5 -17	

Technical Fouls: NONE

Shooting By Period		
1 st FG%	10-24	41.7%
3PT%	4-9	44.4%
FT%	3-4	75%
2 nd FG%	12-25	48.0%
3PT%	4-11	36.4%
FT%	7-7	100%
GM FG%	22-49	44.9%
3PT%	8-20	40.0%
FT%	10-11	90.9%

Dead Ball Rebounds: 2

Georgia Tech - 79

Record: 1-2

NO. Name	Min	FG M-A	3P M-A	FT M-A	Rebounds OR DR TOT	Fouls PF FO	TP AS	TO	ST	Blocks BS BA	+/
4 Jordan Usher	F 24:36	5-10	2-3	0-0	0 2 2	5 0	12 3	1 3	1 0	7	
5 Moses Wright	F 33:12	9-14	0-0	3-3	3 4 7	4 4	21 2	1 2	3 0	23	
0 Michael Devoe	G 31:18	0-6	0-0	0-0	0 3 3	0 1	0 5	1 0	0 1	3	
3 Bubba Parham	G 35:59	7-10	3-6	0-0	0 2 2	2 2	17 5	0 1	0 0	19	
10 Jose Alvarado	G 38:49	4-9	1-5	1-2	1 2 3	2 10	1 2	2 1	0 1	18	
12 Kyle Moore	14:52	1-2	1-2	0-0	0 0 0	1 4	1 0	0 3	0 0	5	
11 Khye Sturdivant	21:14	5-6	1-2	4-4	0 2 2	0 3	15 3	1 1	0 0	10	
Team					0 4 4		0 0				
Totals		31-60	8-21	9-11	4 19 23	14 13	79	20 6	15 5	1 17	

Technical Fouls: NONE

Shooting By Period		
1 st FG%	13-31	41.9%
3PT%	3-9	33.3%
FT%	5-7	71.4%
2 nd FG%	18-29	62.1%
3PT%	5-12	41.7%
FT%	4-4	100%
GM FG%	31-60	51.7%
3PT%	8-21	38.1%
FT%	9-11	81.8%

Dead Ball Rebounds: 3

	UK	GT
Biggest lead	3 (1 st 6:50)	20 (2 nd 0:23)
Best Scoring Run	7 (2 nd 16:19)	13 (1 st 2:00)
Lead Changes	8	
Times Tied	2	
Time with Lead	05:56	31:12

	UK	GT
Points from Turnovers	4	33
Paint	20	36
Second Chance	8	3
Fast Breaks	7	19
Bench	11	19

Period by Period Scoring			
	1st	2nd	TOT
UK	27	35	62
GT	34	45	79

2020-21 BOX SCORES

Official Basketball Box Score - Final
Georgia Tech at Florida State
12/15/20 Donald L. Tucker Center, Tallahassee
2020-21 Men's Basketball

Game Time: 8:30 PM
Game Duration: 2:04
Attendance: 2,864

Officials: Ron Groover, Brian Dorsey, Tim Clougherty

Georgia Tech - 61

Record: 2-3 (0-1)

NO. Name	Min	FG M-A	3P M-A	FT M-A	Rebounds OR DR TOT	Fouls PF FD	TP	AS	TO	ST	Blocks BS BA	+/-	
4 Jordan Usher	F 26:02	5-9	2-4	0-0	1 3 4	3 0	12	3	2	1	0	-13	
5 Moses Wright	F 33:20	3-6	0-1	6-8	2 0 2	5 6	12	0	1	1	0	-14	
0 Michael Devoe	G 34:38	7-15	2-6	5-6	1 4 5	2 7	21	0	4	0	0	-18	
3 Bubba Parham	G 16:48	0-2	0-2	0-0	0 2 2	1 1	0	1	1	1	0	-7	
10 Jose Alvarado	G 38:13	3-7	1-3	0-0	0 1 1	3 0	7	1	2	2	0	-12	
11 Kyle Sturdivant	22:36	2-5	0-1	1-1	0 1 1	2 1	5	2	4	0	1	0	2
12 Khalid Moore	26:29	2-7	0-3	0-0	0 5 5	0 0	4	4	0	1	0	0	1
2 Saba Gigiberia	01:54	0-0	0-0	0-0	0 0 0	1 0	0	0	0	0	0	0	-4
Team					2 1 3	0	0	0	0	0	0		
Totals		22-51	5-20	12-15	6 17 23	17 15 61	11	12	7	2	1	-13	

Technical Fouls: NONE

Shooting By Period	
1st FG%	12-22 54.5%
3PT%	3-10 30.0%
FT%	2-4 50%
2nd FG%	10-29 34.5%
3PT%	2-10 20.0%
FT%	10-11 90.9%
GM FG%	22-51 43.1%
3PT%	5-20 25.0%
FT%	12-15 80.0%

Dead Ball Rebounds: 2, 2

Florida State - 74

Record: 4-0 (1-0)

NO. Name	Min	FG M-A	3P M-A	FT M-A	Rebounds OR DR TOT	Fouls PF FD	TP	AS	TO	ST	Blocks BS BA	+/-	
1 RaiQuan Gray	F 30:10	1-5	0-1	2-2	2 4 6	4 1	4	2	2	0	0	-1	
5 Balsa Koprivica	C 25:44	4-5	0-0	2-4	2 5 7	0 5	10	3	2	0	0	16	
2 Anthony Polite	G 34:19	4-7	2-4	0-0	0 2 2	1 1	10	3	1	3	0	23	
4 Scottie Barnes	G 30:05	6-10	0-3	4-6	0 6 6	3 4	16	1	3	2	0	13	
23 M.J. Walker	G 34:47	4-9	2-4	4-4	1 3 4	1 5	14	1	2	1	0	11	
11 Nathanael Jack	04:46	1-2	1-2	0-0	0 0 0	1 0	3	0	0	0	0	9	
10 Malik Osborne	19:00	1-3	0-0	0-0	1 1 3	0 2	2	1	1	0	0	6	
31 Wyatt Wilkes	11:17	4-7	3-3	0-0	1 0 1	1 0	11	1	0	0	1	-2	
24 Sardar Calhoun	05:46	1-2	0-0	0-0	1 1 0	0 0	2	1	1	0	0	-12	
15 Quincy Ballard	04:06	1-1	0-0	0-0	1 0 1	1 1	2	0	1	0	0	-2	
Team					0 0 0	0	0	0	0	0	0		
Totals		27-51	8-17	12-16	7 22 29	15 17 74	13	13	6	1	2	13	

Technical Fouls: NONE

		GT	FSU					Period by Period Scoring		
Biggest lead		3 (1 st 17:39)	16 (2 nd 13:00)	Turnovers	GT	FSU	1st	2nd	TOT	
Best Scoring Run		15 (2 nd 9:58)	8 (1 st 14:31)	Paint	26	32	GT	29	32	61
Lead Changes		2		Second Chance	5	7	FSU	36	38	74
Times Tied		2		Fast Breaks	4	5				
Time with Lead	02:07	35:43		Bench	9	20				

Official Basketball Box Score - Final
Delaware St. at Georgia Tech
 12/20/20 McCarroll Pavilion, Atlanta
 2020-21 Men's Basketball

Game Time: 8:00 PM
 Game Duration: 2:00
 Attendance: 1,200

Officials: Bill Covington, J., Tony Henderson, Jamal Spearman

Delaware St. - 69

Record: 0-3

NO. Name	Min	FG M-A	3P M-A	FT M-A	Rebounds OR DR TOT	Fouls PF FD	TP	AS	TO	ST	Blocks BS BA	+/-
1 D'Marco Baucum	F 22:08	2-7	0-3	0-0	1 4 5	2 1	4	1	3	1	0	-7
10 Ronald Lucas	F 11:53	3-3	0-0	0-0	2 2 4	3 0	6	0	2	0	0	-14
15 Ameer Bennett	F 21:49	1-1	0-0	4-5	1 1 2	0 4	6	0	3	0	0	-13
3 Martaz Robinson	G 17:24	0-2	0-1	0-0	0 3 3	3 0	0	2	0	1	0	-2
4 Pinky Wiley	G 32:47	3-8	3-6	0-0	0 3 3	2 1	9	3	2	1	0	-35
2 Omar Peek-Green	14:00	0-5	0-3	2-2	1 2 3	2 3	1	2	2	1	0	1
13 Fahm Janneto	12:35	2-2	0-0	3-4	0 2 2	4 3	7	0	2	0	0	-9
32 Myles Carter	25:50	6-11	2-4	3-3	0 5 5	1 4	17	3	0	0	0	-19
24 Zach Kent	11:16	1-6	0-3	0-0	0 0 0	1 1	2	0	1	0	0	-24
12 Dominik Fragala	20:27	3-6	3-6	1-2	0 0 0	3 1	10	1	1	1	0	-26
50 Christopher Smith	09:51	2-2	0-0	2-5	0 2 2	1 3	6	0	1	0	0	3
Team					1 0 1	0	1	0	0	0	0	
Totals	23-53	8-26	15-21	6 24	30	22 19	69	12	20	4	1 2	28

Technical Fouls: Bench 2nd 9:51

Georgia Tech - 97

Record: 4-3

NO. Name	Min	FG M-A	3P M-A	FT M-A	Rebounds OR DR TOT	Fouls PF FD	TP	AS	TO	ST	Blocks BS BA	+/-
4 Jordan Usher	F 26:00	3-5	1-3	3-3	0 5 5	4 3	10	6	1	4	1 0	33
5 Moses Wright	F 22:36	7-9	0-1	2-2	0 4 4	0 2	16	3	2	2	0 0	23
0 Michael Devoe	G 24:30	2-5	1-3	0-0	1 4 5	3 0	5	5	1	1	0 0	27
3 Bubba Parham	G 19:51	1-6	1-4	2-2	1 2 3	2 1	5	1	0	0	0 0	6
10 Jose Alvarado	G 27:57	11-14	4-5	3-3	1 1 2	3 3	29	5	3	2	0 0	31
1 Kyle Sturdivant	15:14	1-4	0-1	2-3	0 2 2	2 2	4	2	1	0	0 0	-4
12 Khalid Moore	21:43	2-3	2-2	5-6	1 5 6	1 4	11	1	1	0	0 0	24
2 Sabu Gbigeri	10:01	1-6	0-1	0-1	1 1 2	3 2	1	0	0	0	0 1	-1
24 Rodney Howard	10:01	3-3	0-0	1-3	0 1 1	2 2	7	0	0	0	1 0	-1
11 Tristan Maxwell	08:12	0-2	0-2	3-3	0 0 0	0 1	3	0	0	0	0 0	-3
3 Jehloni James	04:38	0-0	0-0	0 1	1 0 0	0 0	0	0	0	0	0 0	2
14 David Didenko	02:15	0-1	0-1	0-0	0 1 1	0 0	0	0	0	0	0 0	2
55 Malachi Rice	02:05	1-1	0-0	1-2	0 0 0	0 1	3	1	0	0	0 0	1
13 Coleman Boyd	01:39	0-0	0-0	0 0	0 0 0	0 0	0	0	0	0	0 0	0
34 Niko Broadway	01:39	0-0	0-0	0 0	0 0 0	0 0	0	0	0	0	0 0	0
45 Shaheed Medlock	01:39	1-1	0-0	0-0	0 0 0	0 0	2	0	0	0	0 0	0
Team					1 1 2	1	0	0	0	0	0 0	
Totals	33-60	9-23	22-28	6 29	35	19 22	97	25	9	9	2 1	28

Technical Fouls: NONE

	DeISt	GeTech	Points from Turnovers	DeISt	GeTech	Period by Period Scoring			
Biggest lead	1 (1 st 19:00)	32 (2 nd 11:05)	Turnovers	10	26	1st	2nd	TOT	
Best Scoring Run	8 (2 nd 7:33)	20 (2 nd 11:05)	Paint	26	46	DeISt	30	39	69
Lead Changes	2		Second Chance	9	0				
Times Tied	0		Fast Breaks	19	30	GeTech	40	57	97
Time with Lead	01:32	37:37	Bench	44	32				

Shooting By Period	
1st FG%	11-23 47.8%
3PT%	4-13 30.8%
FT%	4-5 80%
2nd FG%	12-30 40.0%
3PT%	4-13 30.8%
FT%	11-16 68.8%
GM FG%	23-53 43.4%
3PT%	8-26 30.8%
FT%	15-21 71.4%
Dead Ball Rebounds: 1-0	

Shooting By Period	
1st FG%	13-28 46.4%
3PT%	5-13 38.5%
FT%	9-10 90%
2nd FG%	20-32 62.5%
3PT%	4-10 40.0%
GM FG%	33-60 55.0%
3PT%	9-23 39.1%
FT%	22-28 78.6%
Dead Ball Rebounds: 3-0	

2020-21 BOX SCORES

Wake Forest at Georgia Tech

01/03/21 McCamish Pavilion, Atlanta

2020-21 Men's Basketball

Game Time: 8:00 PM

Game Duration: 1:47

Attendance: 1,200

Officials: Mike Roberts, Jeffrey Anderson, Keith Kimble

Wake Forest - 54

Record: 3-1 (2-1)

NO. Name	Min	FG	3P	FT	Rebounds	Fouls	TP	AS	TO	ST	Blocks	BS	BA	+/-
1 Isaiah Mucius	F 28:31	9-16	1-4	2-4	3 2 5	1 3	21	0	0	0	0	1	-9	1st FG% 8-26 30.8%
33 Ody Ogunma	F 28:46	5-7	0-0	2-3	1 4 5	0 4	12	1	0	2	0	0	-10	3PT% 3-13 23.1%
0 Jahcobi Neath	G 25:58	2-5	1-2	2-2	0 2 2	5 2	7	2	6	2	0	1	-11	FT% 2-3 66.7%
2 Jalen Johnson	G 12:10	0-1	0-1	0-0	1 2 3	1 0	0	0	4	0	0	0	-14	2nd FG% 14-27 51.9%
4 Daivien Williamson	G 29:36	2-7	1-4	1-2	0 2 2	0 1	6	4	4	1	0	1	-15	3PT% 0-7 0.0%
25 Ismael Massoud	18:04	1-3	0-2	0-0	0 3 3	0 0	2	0	1	1	0	0	-8	FT% 5-8 62.5%
35 Carter Whitt	23:25	3-9	0-2	0-0	0 5 5	1 2	6	2	2	1	0	1	-1	GM FG% 22-53 41.5%
23 Isaiah Wilkins	09:54	0-0	0-0	0-0	0 0 0	0 1	0	0	0	1	0	0	-5	3PT% 3-20 15.0%
20 Jonah Antonio	23:36	0-5	0-5	0-0	0 3 3	2 0	0	1	1	1	0	0	-7	FT% 7-11 63.6%
Team					1 2 3		0							Dead Ball Rebounds: 1.0
Totals		22-53	3-20	7-11	6 25 31	10 13	54	10	18	9	0	4	-16	Technical Fouls: NONE

Georgia Tech - 70

Record: 6-3 (2-1)

NO. Name	Min	FG	3P	FT	Rebounds	Fouls	TP	AS	TO	ST	Blocks	BS	BA	+/-
4 Jordan Usher	F 30:38	0-3	0-3	1-2	0 8 8	3 1	1	5	4	1	4	0	21	1st FG% 12-24 50.0%
5 Moses Wright	F 32:00	4-7	0-1	0-1	2 4 6	2 1	8	5	2	3	0	0	15	3PT% 7-15 46.7%
0 Michael Devoe	G 32:46	6-14	4-10	1-2	0 4 4	1 1	17	1	4	2	0	0	17	FT% 4-6 66.7%
3 Bubba Parham	G 30:28	3-6	2-5	0-0	1 2 3	4 1	8	3	2	2	0	0	12	2nd FG% 14-28 50.0%
10 Jose Alvarado	G 35:49	9-14	2-4	5-5	0 4 4	0 4	25	2	0	1	0	0	20	3PT% 2-11 18.2%
12 Khalid Moore	19:09	1-2	0-1	2-4	0 3 3	1 2	4	1	1	1	0	0	5	FT% 5-8 62.5%
1 Kyle Sturdivant	11:29	3-5	1-2	0-0	0 1 1	1 0	7	0	1	1	0	0	4	GM FG% 26-52 50.0%
2 Saba Gligberia	02:55	0-0	0-0	0-0	0 1 1	0 0	0	0	0	0	0	0	-2	3PT% 9-26 34.6%
24 Rodney Howard	03:39	0-1	0-0	0-0	0 1 1	1 0	0	0	0	0	0	0	-4	FT% 9-14 64.3%
14 David Didenko	01:07	0-0	0-0	0-0	0 0 0	0 0	0	0	0	0	0	0	0	Dead Ball Rebounds: 3.0
Team					0 0 0		0							Technical Fouls: NONE
Totals		26-52	9-26	9-14	3 28 31	13 10	70	17	14	11	4	0	16	

	Wake	GaTech	Points from	Turnovers	Wake	GaTech	Period by Period Scoring
Biggest lead	2 (1st 16:45)	26 (2nd 12:35)		Turnovers	10	36	1st 2nd TOT
Best Scoring Run	5 (2nd 19:03)	9 (2nd 17:39)		Paint	30	30	Wake 21 33 54
Lead Changes	4			Second Chance	6	2	
Times Tied	2			Fast Breaks	6	25	GaTech 35 35 70
Time with Lead	00:56	37:50		Bench	8	11	

Official Basketball Box Score - Final
Clemson at Georgia Tech
01/03/21 McCamish Pavilion, Atlanta
2020-21 Men's Basketball

Game Time: 7:00 PM
Game Duration: 1:46
Attendance: 1,200

Officials: Roger Ayers, Raymie Styons, Jerry Heater

Clemson - 65		Record: 9-3 (3-3)										Shooting By Period		
NO. Name	Min	FG	3P	FT	Rebounds	Fouls	TP	AS	TO	ST	Blocks	BS	BA	+/
		M-A	M-A	O-R	OR DR TOT	PF FO								
1 Jonathan Baehre	F 18:26	0-3	0-1	0-0	1 3 4	3 0	0	4	2	1	1	0	-19	1st FG% 13-24 54.2%
25 Aamir Simms	F 31:30	9-14	0-0	1-1	3 2 5	3 3	19	3	4	2	0	1	0	3PT% 6-10 60.0%
0 Clyde Trapp	G 32:08	6-8	2-2	0-0	1 6 7	0 2	14	1	2	0	2	0	-2	FT% 3-3 100%
2 Al-Amir Dawes	G 17:56	1-4	1-4	0-0	0 3 3	2 2	3	1	3	0	0	0	-1	2nd FG% 13-24 50.0%
15 John Newman III	G 28:30	5-8	2-2	0-0	3 1 4	3 1	12	2	1	0	0	0	-18	3PT% 3-8 37.5%
3 Chase Hunter	12:24	0-2	0-2	0-0	0 0 0	0 0	0	1	1	0	0	0	-8	FT% 3-4 75%
4 Nick Honor	25:30	3-5	3-4	1-2	0 0 0	0 0	3	10	2	1	1	0	-21	GM FG% 25-48 52.1%
5 Hunter Tyson	05:11	0-2	0-1	2-2	1 0 1	0 1	2	0	1	0	0	0	0	3PT% 9-18 50.0%
24 PJ Hall	06:51	0-0	0-0	2-2	0 0 0	2 1	2	0	2	0	0	0	-12	FT% 6-7 85.7%
12 Alex Hernenway	19:45	1-2	1-2	0-0	0 2 2	1 0	3	2	2	2	0	0	-10	Dead Ball Rebounds: 1.0
10 Olivier-Maxence Prosper	01:49	0-0	0-0	0-0	0 0 0	1 0	0	0	0	0	0	0	0	Dead Ball Rebounds: 1.0
Team					0 2 2		0							
Totals		25-48	9-18	6-7	9 19 28	15 13	65	16	20	6	3	2	-18	Technical Fouls: NONE

Georgia Tech - 83		Record: 7-3 (3-1)										Shooting By Period		
NO. Name	Min	FG	3P	FT	Rebounds	Fouls	TP	AS	TO	ST	Blocks	BS	BA	+/
		M-A	M-A	O-R	OR DR TOT	PF FO								
4 Jordan Usher	F 27:56	8-12	5-8	0-0	0 4 4	0 2	21	3	2	1	0	0	21	1st FG% 16-30 53.3%
5 Moses Wright	F 38:11	9-15	2-2	1-2	3 0 3	2 4	21	3	0	2	2	0	19	3PT% 9-15 60.0%
0 Michael Devoe	G 37:07	8-12	6-7	0-0	0 4 4	2 0	22	6	1	3	0	2	22	FT% 3-6 50%
3 Bubba Parham	G 38:47	0-3	0-2	1-2	1 1 2	3 4	1	3	0	0	0	0	13	2nd FG% 15-24 62.5%
10 Jose Alvarado	G 33:41	3-7	1-5	1-2	0 4 4	3 3	8	4	3	5	0	0	0	3PT% 7-12 58.3%
24 Rodney Howard	03:34	0-0	0-0	0-0	0 0 0	0 0	0	0	1	0	0	0	-3	FT% 2-2 100%
1 Kyle Sturdivant	16:25	2-4	1-2	2-2	0 1 1	0 2	7	2	2	0	0	0	9	GM FG% 31-54 57.4%
2 Saba Gligberia	01:14	1-1	1-1	0-0	0 0 0	1 0	3	0	1	0	0	0	-1	3PT% 16-27 59.3%
14 David Didenko	01:04	0-0	0-0	0-0	0 0 0	0 0	0	0	0	0	0	0	-3	FT% 5-8 62.5%
35 Jehloni James	01:04	0-0	0-0	0-0	0 0 0	0 0	0	0	0	0	0	0	-3	Dead Ball Rebounds: 2.0
13 Coleman Boyd	00:22	0-0	0-0	0-0	0 0 0	0 0	0	0	0	0	0	0	-3	
45 Shaheed Medlock	00:22	0-0	0-0	0-0	0 0 0	0 0	0	0	0	0	0	0	-3	
34 Niko Broadway	00:13	0-0	0-0	0-0	0 0 0	0 0	0	0	0	0	0	0	0	
Team					1 0 1		0							
Totals		31-54	16-27	5-8	5 14 19	13 15	83	21	10	11	2	3	18	Technical Fouls: NONE

Clem		GaTech		Points from		Turnovers		Paint		Second Chance		Fast Breaks		Bench	
Biggest lead	3 (1st 17:45)	22 (2nd 9:26)		Clem	GaTech	16	30	30	30	9	6	4	19	17	10
Best Scoring Run	7 (2nd 12:27)	10 (2nd 9:26)		Clem	GaTech	35	30	35	30	35	65				
Lead Changes	8														
Times Tied	3														
Time with Lead	03:35	33:57													

NCAA LIVESTATS
LIVE UPDATES



2020-21 Georgia Tech Men's Basketball
Points-rebounds-assists
All games

Page 1/1
as of Jan 21, 2021

Opponent	Date	Score		0 DEVOE,MICH	1 STURDIVANT	2 GIGIBERIA,	3 PARHAM,BUB	4 USHER,JORD	5 WRIGHT,MOS	10 ALVARADO,J	11 MAXWELL,TR	12 MOORE,KHAL	13 BOYD,COLEM	14 DIDENKO,DA
GSU	11/25/2020	120-123	Lot4	24-13-3	0-0-0	0-2-0	16-5-2	15-10-1	31-19-2	29-10-4	DNP	5-5-0	DNP	DNP
Mercer	11/27/2020	73-83	L	14-5-3	0-2-1	DNP	12-2-1	11-8-3	20-5-1	8-3-7	DNP	2-2-0	DNP	DNP
vs UK	12/06/2020	79-62	W	0-3-5	15-2-3	DNP	17-2-5	12-2-3	21-7-2	10-3-1	DNP	4-0-1	DNP	DNP
at Nebr	12/09/2020	75-64	W	12-3-0	2-5-1	DNP	7-4-2	6-3-3	13-8-4	24-1-3	DNP	11-8-0	DNP	DNP
at FSU	12/15/2020	61-74	L	21-5-0	5-1-2	0-0-0	0-2-1	12-4-3	12-2-0	7-1-1	DNP	4-5-4	DNP	DNP
FAMU	12/18/2020	74-64	W	15-4-8	0-0-1	2-4-0	13-8-3	6-6-2	24-7-0	11-2-4	DNP	3-4-0	DNP	DNP
DSU	12/20/2020	97-69	W	5-5-5	4-2-2	2-6-1	5-3-1	10-5-6	16-4-3	29-2-5	3-0-0	11-3-1	0-0-0	0-1-0
UNC	12/30/2020	72-67	W	20-2-4	0-0-0	DNP	9-4-3	14-1-2	8-6-1	20-7-7	DNP	1-3-1	DNP	DNP
Wake	01/03/2021	70-54	W	17-4-1	7-1-0	0-1-0	8-3-3	1-8-5	8-6-5	25-4-2	DNP	4-3-1	DNP	0-0-0
Clem	01/20/2021	83-65	W	22-4-6	7-1-2	3-0-0	1-2-3	21-4-3	21-3-3	8-4-4	DNP	DNP	0-0-0	0-0-0

Opponent	Date	Score		23 MEKA,JORDA	24 HOWARD,ROD	34 BROADWAY,N	35 JAMES,JEHL	45 MEDLOCK,SH	55 RICE,MALAC
GSU	11/25/2020	120-123	Lot4	DNP	0-1-0	DNP	DNP	DNP	DNP
Mercer	11/27/2020	73-83	L	0-1-0	6-4-0	DNP	DNP	DNP	DNP
vs UK	12/06/2020	79-62	W	DNP	DNP	DNP	DNP	DNP	DNP
at Nebr	12/09/2020	75-64	W	DNP	DNP	DNP	DNP	DNP	DNP
at FSU	12/15/2020	61-74	L	DNP	DNP	DNP	DNP	DNP	DNP
FAMU	12/18/2020	74-64	W	DNP	0-0-0	DNP	DNP	DNP	DNP
DSU	12/20/2020	97-69	W	DNP	7-1-0	0-0-0	0-1-0	2-0-0	3-0-1
UNC	12/30/2020	72-67	W	DNP	0-0-0	DNP	DNP	DNP	DNP
Wake	01/03/2021	70-54	W	DNP	0-1-0	DNP	DNP	DNP	DNP
Clem	01/20/2021	83-65	W	DNP	0-0-0	0-0-0	0-0-0	0-0-0	DNP



2020-21 Georgia Tech Men's Basketball Team Game-by-Game All games

Page 1/1
as of Jan 21, 2021

				Total		3-Pointers		Free throws		Rebounds											
Opponent	Date	Score		FG-FGA	PCT	3FG-FGA	PCT	FT-FTA	PCT	OFF	DEF	TOT	AVG	PF	A	TO	BLK	STL	PTS	AVG	
Georgia St.	11/25/2020	120-123	Lot4	36-98	.367	7-32	.219	41-59	.695	33	37	70	70.0	29	12	22	4	12	120	120.0	
Mercer	11/27/2020	73-83	L	28-61	.459	8-24	.333	9-11	.818	8	27	35	52.5	15	16	15	1	5	73	96.5	
vs Kentucky	12/06/2020	79-62	W	31-60	.517	8-21	.381	9-11	.818	4	19	23	42.7	14	20	6	5	15	79	90.7	
at Nebraska	12/09/2020	75-64	W	26-58	.448	8-25	.320	15-20	.750	8	26	34	40.5	19	13	9	2	8	75	86.8	
at Florida St.	12/15/2020	61-74	L	22-51	.431	5-20	.250	12-15	.800	6	17	23	37.0	17	11	12	2	7	61	81.6	
Florida A&M	12/18/2020	74-64	W	27-57	.474	9-22	.409	11-16	.688	12	26	38	37.2	12	18	10	3	4	74	80.3	
Delaware St.	12/20/2020	97-69	W	33-60	.550	9-23	.391	22-28	.786	6	29	35	36.9	19	25	9	2	9	97	82.7	
North Carolina	12/30/2020	72-67	W	27-51	.529	10-22	.455	8-16	.500	2	23	25	35.4	17	18	13	2	11	72	81.4	
Wake Forest	01/03/2021	70-54	W	26-52	.500	9-26	.346	9-14	.643	3	28	31	34.9	13	17	14	4	11	70	80.1	
Clemson	01/20/2021	83-65	W	31-54	.574	16-27	.593	5-8	.625	5	14	19	33.3	13	21	10	2	11	83	80.4	
Total		804		287-602	.477	89-242	.368	141-198	.712	87	246	333	33.3	168	171	120	27	93	804	80.4	
Opponents		725		264-582	.454	81-216	.375	116-164	.707	94	250	344	34.4	173	145	165	22	59	725	72.5	

Georgia Tech Averages

Games Played	Points/game	FG Pct	3FG Pct	FT Pct	Rebounds/game	Assists/game	Turnovers/game	Assist/Turnover ratio	Steals/game	Blocks/game
10	80.4	47.7	36.8	71.2	33.3	17.1	12.0	1.4	9.3	2.7



2020-21 Georgia Tech Men's Basketball Opponents Game-by-Game All games

Page 1/1
as of Jan 21, 2021

				Total		3-Pointers		Free throws		Rebounds											
Opponent	Date	Score		FG-FGA	PCT	3FG-FGA	PCT	FT-FTA	PCT	OFF	DEF	TOT	AVG	PF	A	TO	BLK	STL	PTS	AVG	
Georgia St.	11/25/2020	120-123	Lot4	46-95	.484	10-30	.333	21-38	.553	22	36	58	58.0	36	16	20	9	8	123	123.0	
Mercer	11/27/2020	73-83	L	27-61	.443	12-25	.480	17-18	.944	7	26	33	45.5	11	22	10	4	8	83	103.0	
vs Kentucky	12/06/2020	79-62	W	22-49	.449	8-20	.400	10-11	.909	6	22	28	39.7	13	16	21	1	4	62	89.3	
at Nebraska	12/09/2020	75-64	W	23-61	.377	8-23	.348	10-15	.667	15	27	42	40.3	19	14	16	1	3	64	83.0	
at Florida St.	12/15/2020	61-74	L	27-51	.529	8-17	.471	12-16	.750	7	22	29	38.0	15	13	13	1	6	74	81.2	
Florida A&M	12/18/2020	74-64	W	24-55	.436	7-17	.412	9-13	.692	6	22	28	36.3	13	9	9	0	4	64	78.3	
Delaware St.	12/20/2020	97-69	W	23-53	.434	8-26	.308	15-21	.714	6	24	30	35.4	22	12	20	1	4	69	77.0	
North Carolina	12/30/2020	72-67	W	25-56	.446	8-20	.400	9-14	.643	10	27	37	35.6	19	17	18	2	7	67	75.8	
Wake Forest	01/03/2021	70-54	W	22-53	.415	3-20	.150	7-11	.636	6	25	31	35.1	10	10	18	0	9	54	73.3	
Clemson	01/20/2021	83-65	W	25-48	.521	9-18	.500	6-7	.857	9	19	28	34.4	15	16	20	3	6	65	72.5	
Total		725		264-582	.454	81-216	.375	116-164	.707	94	250	344	34.4	173	145	165	22	59	725	72.5	
Georgia Tech		804		287-602	.477	89-242	.368	141-198	.712	87	246	333	33.3	168	171	120	27	93	804	80.4	

Opponents Averages

Games Played	Points/game	FG Pct	3FG Pct	FT Pct	Rebounds/game	Assists/game	Turnovers/game	Assist/Turnover ratio	Steals/game	Blocks/game
10	72.5	45.4	37.5	70.7	34.4	14.5	16.5	0.9	5.9	2.2



2020-21 Georgia Tech Men's Basketball
Individual Game-by-Game
All games

Page 1/17
as of Jan 21, 2021

#0 DEVOE, Michael

Opponent	Date	GS	MIN	Total		3-Pointers		Free throws		Rebounds				PF	A	T/O	BLK	STL	PTS	AVG
				FG-FGA	PCT	3FG-3FGA	PCT	FT-FTA	PCT	OFF	DEF	TOT	AVG							
Georgia St.	11/25/2020	*	47:36	9-25	.360	3-12	.250	3-4	.750	5	8	13	13.0	3	3	8	0	0	24	24.0
Mercer	11/27/2020	*	34:15	4-9	.444	2-4	.500	4-5	.800	1	4	5	9.0	4	3	3	0	0	14	19.0
vs Kentucky	12/06/2020	*	31:18	0-6	.000	0-3	.000	0-0	.000	0	3	3	7.0	0	5	1	0	3	0	12.7
at Nebraska	12/09/2020	*	23:19	4-9	.444	2-6	.333	2-2	1.000	0	3	3	6.0	2	0	4	0	1	12	12.5
at Florida St.	12/15/2020	*	34:38	7-15	.467	2-6	.333	5-6	.833	1	4	5	5.8	2	0	4	0	0	21	14.2
Florida A&M	12/18/2020	*	37:33	6-11	.545	2-4	.500	1-2	.500	0	4	4	5.5	1	8	3	1	1	15	14.3
Delaware St.	12/20/2020	*	24:30	2-5	.400	1-3	.333	0-0	.000	1	4	5	5.4	3	5	1	0	1	5	13.0
North Carolina	12/30/2020	*	37:00	7-11	.636	4-7	.571	2-4	.500	0	2	2	5.0	0	4	5	0	0	20	13.9
Wake Forest	01/03/2021	*	32:46	6-14	.429	4-10	.400	1-2	.500	0	4	4	4.9	1	1	4	0	2	17	14.2
Clemson	01/20/2021	*	37:07	8-12	.667	6-7	.857	0-0	.000	0	4	4	4.8	2	6	1	0	3	22	15.0
Totals		10	340:02	53-117	.453	26-62	.419	18-25	.720	8	40	48	4.8	18	35	34	1	11	150	15.0

Player Averages

Games Played	Minutes/game	Points/game	FG Pct	3FG Pct	FT Pct	Rebounds/game	Assists/game	Turnovers/game	Assist/Turnover ratio	Steals/game	Blocks/game
10	34.0	15.0	45.3	41.9	72.0	4.8	3.5	3.4	1.0	1.1	0.1



2020-21 Georgia Tech Men's Basketball
Individual Game-by-Game
All games

Page 2/17
as of Jan 21, 2021

#1 STURDIVANT, Kyle

Opponent	Date	GS	MIN	Total		3-Pointers		Free throws		Rebounds										
				FG-FGA	PCT	3FG-3FGA	PCT	FT-FTA	PCT	OFF	DEF	TOT	AVG	PF	A	T/O	BLK	STL	PTS	AVG
Georgia St.	11/25/2020		01:31	0-0	.000	0-0	.000	0-0	.000	0	0	0	0.0	0	0	0	0	0	0	0.0
Mercer	11/27/2020		09:41	0-2	.000	0-1	.000	0-0	.000	1	1	2	1.0	1	1	0	0	0	0	0.0
vs Kentucky	12/06/2020		21:14	5-6	.833	1-2	.500	4-4	1.000	0	2	2	1.3	0	3	1	0	1	15	5.0
at Nebraska	12/09/2020		29:43	1-6	.167	0-2	.000	0-2	.000	0	5	5	2.3	4	1	2	0	0	2	4.3
at Florida St.	12/15/2020		22:36	2-5	.400	0-1	.000	1-1	1.000	0	1	1	2.0	2	2	1	1	0	5	4.4
Florida A&M	12/18/2020		05:14	0-0	.000	0-0	.000	0-0	.000	0	0	0	1.7	0	1	0	0	0	0	3.7
Delaware St.	12/20/2020		15:14	1-4	.250	0-1	.000	2-3	.667	0	2	2	1.7	2	2	1	0	0	4	3.7
North Carolina	12/30/2020		01:25	0-0	.000	0-0	.000	0-0	.000	0	0	0	1.5	0	0	0	0	0	0	3.3
Wake Forest	01/03/2021		11:29	3-5	.600	1-2	.500	0-0	.000	0	1	1	1.4	1	0	1	0	1	7	3.7
Clemson	01/20/2021		16:25	2-4	.500	1-2	.500	2-2	1.000	0	1	1	1.4	0	2	2	0	0	7	4.0
Totals		0	134:31	14-32	.438	3-11	.273	9-12	.750	1	13	14	1.4	10	12	8	1	2	40	4.0

Player Averages

Games Played	Minutes/ game	Points/ game	FG Pct	3FG Pct	FT Pct	Rebounds/ game	Assists/ game	Turnovers/ game	Assist/Turnover ratio	Steals/ game	Blocks/ game
10	13.5	4.0	43.8	27.3	75.0	1.4	1.2	0.8	1.5	0.2	0.1



2020-21 Georgia Tech Men's Basketball
Individual Game-by-Game
All games

Page 3/17
as of Jan 21, 2021

#2 GIGIBERIA, Saba

Opponent	Date	GS	MIN	Total		3-Pointers		Free throws		Rebounds										
				FG-FGA	PCT	3FG-3FGA	PCT	FT-FTA	PCT	OFF	DEF	TOT	AVG	PF	A	T/O	BLK	STL	PTS	AVG
Georgia St.	11/25/2020		05:23	0-0	.000	0-0	.000	0-0	.000	1	1	2	2.0	1	0	0	0	0	0	0.0
at Florida St.	12/15/2020		01:54	0-0	.000	0-0	.000	0-0	.000	0	0	0	1.0	1	0	0	0	0	0	0.0
Florida A&M	12/18/2020		05:35	1-2	.500	0-0	.000	0-0	.000	2	2	4	2.0	4	0	1	0	0	2	0.7
Delaware St.	12/20/2020		10:01	1-6	.167	0-1	.000	0-1	.000	1	5	6	3.0	2	1	0	0	0	2	1.0
Wake Forest	01/03/2021		02:55	0-0	.000	0-0	.000	0-0	.000	0	1	1	2.6	0	0	0	0	0	0	0.8
Clemson	01/20/2021		01:14	1-1	1.000	1-1	1.000	0-0	.000	0	0	0	2.2	1	0	1	0	0	3	1.2
Totals		0	27:02	3-9	.333	1-2	.500	0-1	.000	4	9	13	2.2	9	1	2	0	0	7	1.2

Player Averages

Games Played	Minutes/ game	Points/ game	FG Pct	3FG Pct	FT Pct	Rebounds/ game	Assists/ game	Turnovers/ game	Assist/Turnover ratio	Steals/ game	Blocks/ game
6	4.5	1.2	33.3	50.0	0.0	2.2	0.2	0.3	0.5	0.0	0.0



**2020-21 Georgia Tech Men's Basketball
Individual Game-by-Game
All games**

Page 4/17
as of Jan 21, 2021

#3 PARHAM, Bubba

Opponent	Date	GS	MIN	Total		3-Pointers		Free throws		Rebounds											
				FG-FGA	PCT	3FG-3FGA	PCT	FT-FTA	PCT	OFF	DEF	TOT	AVG	PF	A	T/O	BLK	STL	PTS	AVG	
Georgia St.	11/25/2020		46:44	6-13	.462	1-6	.167	3-5	.600	1	4	5	5.0	3	2	1	0	1	16	16.0	
Mercer	11/27/2020		28:07	4-9	.444	2-6	.333	2-2	1.000	1	1	2	3.5	4	1	1	0	2	12	14.0	
vs Kentucky	12/06/2020	*	35:59	7-10	.700	3-6	.500	0-0	.000	0	2	2	3.0	2	5	0	0	1	17	15.0	
at Nebraska	12/09/2020	*	37:43	1-9	.111	1-8	.125	4-5	.800	1	3	4	3.3	4	2	0	0	3	7	13.0	
at Florida St.	12/15/2020	*	16:48	0-2	.000	0-2	.000	0-0	.000	0	2	2	3.0	1	1	1	0	1	0	10.4	
Florida A&M	12/18/2020	*	35:40	5-11	.455	3-7	.429	0-0	.000	3	5	8	3.8	2	3	0	0	0	13	10.8	
Delaware St.	12/20/2020	*	19:51	1-6	.167	1-4	.250	2-2	1.000	1	2	3	3.7	2	1	0	0	0	5	10.0	
North Carolina	12/30/2020	*	27:08	3-4	.750	3-4	.750	0-1	.000	0	4	4	3.8	3	3	1	0	2	9	9.9	
Wake Forest	01/03/2021	*	30:28	3-6	.500	2-5	.400	0-0	.000	1	2	3	3.7	4	3	2	0	2	8	9.7	
Clemson	01/20/2021	*	38:47	0-3	.000	0-2	.000	1-2	.500	1	1	2	3.5	3	3	0	0	0	1	8.8	
Totals		8	317:15	30-73	.411	16-50	.320	12-17	.706	9	26	35	3.5	28	24	6	0	12	88	8.8	

Player Averages

Games Played	Minutes/ game	Points/ game	FG Pct	3FG Pct	FT Pct	Rebounds/ game	Assists/ game	Turnovers/ game	Assist/Turnover ratio	Steals/ game	Blocks/ game
10	31.7	8.8	41.1	32.0	70.6	3.5	2.4	0.6	4.0	1.2	0.0



2020-21 Georgia Tech Men's Basketball
Individual Game-by-Game
All games

Page 5/17
as of Jan 21, 2021

#4 USHER, Jordan

Opponent	Date	GS	MIN	Total		3-Pointers		Free throws		Rebounds				PF	A	T/O	BLK	STL	PTS	AVG
				FG-FGA	PCT	3FG-3FGA	PCT	FT-FTA	PCT	OFF	DEF	TOT	AVG							
Georgia St.	11/25/2020	*	39:29	5-11	.455	0-3	.000	5-8	.625	5	5	10	10.0	4	1	4	1	1	15	15.0
Mercer	11/27/2020	*	22:20	5-10	.500	1-3	.333	0-0	.000	1	7	8	9.0	3	3	3	0	0	11	13.0
vs Kentucky	12/06/2020	*	24:36	5-10	.500	2-3	.667	0-0	.000	0	2	2	6.7	5	3	1	1	3	12	12.7
at Nebraska	12/09/2020	*	15:57	3-7	.429	0-1	.000	0-0	.000	0	3	3	5.8	2	3	0	0	1	6	11.0
at Florida St.	12/15/2020	*	26:02	5-9	.556	2-4	.500	0-0	.000	1	3	4	5.4	3	3	3	1	2	12	11.2
Florida A&M	12/18/2020	*	27:48	2-4	.500	0-1	.000	2-4	.500	2	4	6	5.5	2	2	2	1	0	6	10.3
Delaware St.	12/20/2020	*	26:00	3-5	.600	1-3	.333	3-3	1.000	0	5	5	5.4	4	6	1	1	4	10	10.3
North Carolina	12/30/2020	*	30:56	6-13	.462	2-5	.400	0-1	.000	0	1	1	4.9	4	2	1	0	0	14	10.8
Wake Forest	01/03/2021	*	30:38	0-3	.000	0-3	.000	1-2	.500	0	8	8	5.2	3	5	4	4	1	1	9.7
Clemson	01/20/2021	*	27:56	8-12	.667	5-8	.625	0-0	.000	0	4	4	5.1	0	3	2	0	1	21	10.8
Totals		10	271:41	42-84	.500	13-34	.382	11-18	.611	9	42	51	5.1	30	31	21	9	13	108	10.8

Player Averages

Games Played	Minutes/game	Points/game	FG Pct	3FG Pct	FT Pct	Rebounds/game	Assists/game	Turnovers/game	Assist/Turnover ratio	Steals/game	Blocks/game
10	27.2	10.8	50.0	38.2	61.1	5.1	3.1	2.1	1.5	1.3	0.9



2020-21 Georgia Tech Men's Basketball
Individual Game-by-Game
All games

Page 6/17
as of Jan 21, 2021

#5 WRIGHT, Moses

Opponent	Date	GS	MIN	Total		3-Pointers		Free throws		Rebounds				PF	A	T/O	BLK	STL	PTS	AVG
				FG-FGA	PCT	3FG-3FGA	PCT	FT-FTA	PCT	OFF	DEF	TOT	AVG							
Georgia St.	11/25/2020	*	53:51	8-18	.444	1-2	.500	14-22	.636	11	8	19	19.0	5	2	1	0	2	31	31.0
Mercer	11/27/2020	*	38:32	9-15	.600	2-3	.667	0-1	.000	1	4	5	12.0	0	1	3	1	1	20	25.5
vs Kentucky	12/06/2020	*	33:12	9-14	.643	0-0	.000	3-3	1.000	3	4	7	10.3	4	2	1	3	2	21	24.0
at Nebraska	12/09/2020	*	33:32	5-8	.625	1-1	1.000	2-3	.667	4	4	8	9.8	3	4	0	2	1	13	21.3
at Florida St.	12/15/2020	*	33:20	3-6	.500	0-1	.000	6-8	.750	2	0	2	8.2	5	0	1	0	1	12	19.4
Florida A&M	12/18/2020	*	33:06	9-17	.529	0-0	.000	6-8	.750	2	5	7	8.0	2	0	2	0	1	24	20.2
Delaware St.	12/20/2020	*	22:36	7-9	.778	0-1	.000	2-2	1.000	0	4	4	7.4	0	3	2	0	2	16	19.6
North Carolina	12/30/2020	*	39:06	3-10	.300	0-2	.000	2-3	.667	1	5	6	7.3	4	1	2	1	5	8	18.1
Wake Forest	01/03/2021	*	31:60	4-7	.571	0-1	.000	0-1	.000	2	4	6	7.1	2	5	2	0	3	8	17.0
Clemson	01/20/2021	*	38:11	9-15	.600	2-2	1.000	1-2	.500	3	0	3	6.7	2	3	0	2	2	21	17.4
Totals		10	357:26	66-119	.555	6-13	.462	36-53	.679	29	38	67	6.7	27	21	14	9	20	174	17.4

Player Averages

Games Played	Minutes/game	Points/game	FG Pct	3FG Pct	FT Pct	Rebounds/game	Assists/game	Turnovers/game	Assist/Turnover ratio	Steals/game	Blocks/game
10	35.7	17.4	55.5	46.2	67.9	6.7	2.1	1.4	1.5	2.0	0.9



**2020-21 Georgia Tech Men's Basketball
Individual Game-by-Game
All games**

Page 7/17
as of Jan 21, 2021

#10 ALVARADO, Jose

Opponent	Date	GS	MIN	Total		3-Pointers		Free throws		Rebounds				PF	A	T/O	BLK	STL	PTS	AVG
				FG-FGA	PCT	3FG-3FGA	PCT	FT-FTA	PCT	OFF	DEF	TOT	AVG							
Georgia St.	11/25/2020	*	58:22	8-24	.333	2-7	.286	11-12	.917	5	5	10	10.0	5	4	4	0	6	29	29.0
Mercer	11/27/2020	*	30:46	3-6	.500	1-4	.250	1-1	1.000	1	2	3	6.5	3	7	1	0	1	8	18.5
vs Kentucky	12/06/2020	*	38:49	4-9	.444	1-5	.200	1-2	.500	1	2	3	5.3	2	1	2	1	2	10	15.7
at Nebraska	12/09/2020	*	27:10	7-12	.583	3-5	.600	7-8	.875	0	1	1	4.3	4	3	2	0	0	24	17.8
at Florida St.	12/15/2020	*	38:13	3-7	.429	1-3	.333	0-0	.000	0	1	1	3.6	3	1	2	0	2	7	15.6
Florida A&M	12/18/2020	*	30:38	3-10	.300	3-8	.375	2-2	1.000	0	2	2	3.3	1	4	1	0	2	11	14.8
Delaware St.	12/20/2020	*	27:57	11-14	.786	4-5	.800	3-3	1.000	1	1	2	3.1	3	5	3	0	2	29	16.9
North Carolina	12/30/2020	*	36:21	8-10	.800	1-3	.333	3-5	.600	0	7	7	3.6	2	7	3	0	3	20	17.3
Wake Forest	01/03/2021	*	35:49	9-14	.643	2-4	.500	5-5	1.000	0	4	4	3.7	0	2	0	0	1	25	18.1
Clemson	01/20/2021	*	33:41	3-7	.429	1-5	.200	1-2	.500	0	4	4	3.7	3	4	3	0	5	8	17.1
Totals		10	357:47	59-113	.522	19-49	.388	34-40	.850	8	29	37	3.7	26	38	21	1	24	171	17.1

Player Averages

Games Played	Minutes/game	Points/game	FG Pct	3FG Pct	FT Pct	Rebounds/game	Assists/game	Turnovers/game	Assist/Turnover ratio	Steals/game	Blocks/game
10	35.8	17.1	52.2	38.8	85.0	3.7	3.8	2.1	1.8	2.4	0.1



2020-21 Georgia Tech Men's Basketball
Individual Game-by-Game
All games

Page 8/17
as of Jan 21, 2021

#11 MAXWELL, Tristan

Opponent	Date	GS	MIN	Total		3-Pointers		Free throws		Rebounds											
				FG-FGA	PCT	3FG-3FGA	PCT	FT-FTA	PCT	OFF	DEF	TOT	AVG	PF	A	T/O	BLK	STL	PTS	AVG	
Delaware St.	12/20/2020		08:12	0-2	.000	0-2	.000	3-3	1.000	0	0	0	0.0	0	0	0	0	0	3	3.0	
Totals		0	08:12	0-2	.000	0-2	.000	3-3	1.000	0	0	0	0.0	0	0	0	0	0	3	3.0	

Player Averages

Games Played	Minutes/game	Points/game	FG Pct	3FG Pct	FT Pct	Rebounds/game	Assists/game	Turnovers/game	Assist/Turnover ratio	Steals/game	Blocks/game
1	8.2	3.0	0.0	0.0	100.0	0.0	0.0	0.0	0.0	0.0	0.0



2020-21 Georgia Tech Men's Basketball
Individual Game-by-Game
All games

Page 9/17
as of Jan 21, 2021

#12 MOORE, Khalid

Opponent	Date	GS	MIN	Total		3-Pointers		Free throws		Rebounds				PF	A	T/O	BLK	STL	PTS	AVG
				FG-FGA	PCT	3FG-3FGA	PCT	FT-FTA	PCT	OFF	DEF	TOT	AVG							
Georgia St.	11/25/2020		29:37	0-6	.000	0-2	.000	5-8	.625	1	4	5	5.0	4	0	2	2	2	5	5.0
Mercer	11/27/2020		14:23	1-4	.250	0-3	.000	0-0	.000	1	1	2	3.5	0	0	1	0	1	2	3.5
vs Kentucky	12/06/2020		14:52	1-5	.200	1-2	.500	1-2	.500	0	0	0	2.3	1	1	0	0	3	4	3.7
at Nebraska	12/09/2020		32:36	5-7	.714	1-2	.500	0-0	.000	3	5	8	3.8	0	0	0	0	2	11	5.5
at Florida St.	12/15/2020		26:29	2-7	.286	0-3	.000	0-0	.000	0	5	5	4.0	0	4	0	0	1	4	5.2
Florida A&M	12/18/2020		23:06	1-2	.500	1-2	.500	0-0	.000	1	3	4	4.0	0	0	0	1	0	3	4.8
Delaware St.	12/20/2020		21:43	2-3	.667	2-2	1.000	5-6	.833	1	2	3	3.9	1	1	1	0	0	11	5.7
North Carolina	12/30/2020		20:32	0-1	.000	0-1	.000	1-2	.500	0	3	3	3.8	3	1	1	1	1	1	5.1
Wake Forest	01/03/2021		19:09	1-2	.500	0-1	.000	2-4	.500	0	3	3	3.7	1	1	1	0	1	4	5.0
Totals		0	202:27	13-37	.351	5-18	.278	14-22	.636	7	26	33	3.7	10	8	6	4	11	45	5.0

Player Averages

Games Played	Minutes/game	Points/game	FG Pct	3FG Pct	FT Pct	Rebounds/game	Assists/game	Turnovers/game	Assist/Turnover ratio	Steals/game	Blocks/game
9	22.5	5.0	35.1	27.8	63.6	3.7	0.9	0.7	1.3	1.2	0.4



2020-21 Georgia Tech Men's Basketball
Individual Game-by-Game
All games

Page 11/17
as of Jan 21, 2021

#14 DIDENKO, David

Opponent	Date	GS	MIN	Total		3-Pointers		Free throws		Rebounds											
				FG-FGA	PCT	3FG-3FGA	PCT	FT-FTA	PCT	OFF	DEF	TOT	AVG	PF	A	T/O	BLK	STL	PTS	AVG	
Delaware St.	12/20/2020		02:15	0-1	.000	0-1	.000	0-0	.000	0	1	1	1.0	0	0	0	0	0	0	0.0	
Wake Forest	01/03/2021		01:07	0-0	.000	0-0	.000	0-0	.000	0	0	0	0.5	0	0	0	0	0	0	0.0	
Clemson	01/20/2021		01:04	0-0	.000	0-0	.000	0-0	.000	0	0	0	0.3	0	0	0	0	0	0	0.0	
Totals		0	04:26	0-1	.000	0-1	.000	0-0	.000	0	1	1	0.3	0	0	0	0	0	0	0.0	

Player Averages

Games Played	Minutes/game	Points/game	FG Pct	3FG Pct	FT Pct	Rebounds/game	Assists/game	Turnovers/game	Assist/Turnover ratio	Steals/game	Blocks/game
3	1.5	0.0	0.0	0.0	0.0	0.3	0.0	0.0	0.0	0.0	0.0



**2020-21 Georgia Tech Men's Basketball
Individual Game-by-Game
All games**

Page 13/17
as of Jan 21, 2021

#24 HOWARD, Rodney

Opponent	Date	GS	MIN	Total		3-Pointers		Free throws		Rebounds				PF	A	T/O	BLK	STL	PTS	AVG
				FG-FGA	PCT	3FG-3FGA	PCT	FT-FTA	PCT	OFF	DEF	TOT	AVG							
Georgia St.	11/25/2020	*	08:30	0-1	.000	0-0	.000	0-0	.000	0	1	1	1.0	4	0	1	1	0	0	0.0
Mercer	11/27/2020	*	13:52	2-5	.400	0-0	.000	2-2	1.000	0	4	4	2.5	0	0	2	0	0	6	3.0
Florida A&M	12/18/2020		01:21	0-0	.000	0-0	.000	0-0	.000	0	0	0	1.7	0	0	0	0	0	0	2.0
Delaware St.	12/20/2020		10:01	3-3	1.000	0-0	.000	1-3	.333	0	1	1	1.5	2	0	0	1	0	7	3.3
North Carolina	12/30/2020		07:32	0-2	.000	0-0	.000	0-0	.000	0	0	0	1.2	1	0	0	0	0	0	2.6
Wake Forest	01/03/2021		03:39	0-1	.000	0-0	.000	0-0	.000	0	1	1	1.2	1	0	0	0	0	0	2.2
Clemson	01/20/2021		03:34	0-0	.000	0-0	.000	0-0	.000	0	0	0	1.0	2	0	1	0	0	0	1.9
Totals		2	48:29	5-12	.417	0-0	.000	3-5	.600	0	7	7	1.0	10	0	4	2	0	13	1.9

Player Averages

Games Played	Minutes/game	Points/game	FG Pct	3FG Pct	FT Pct	Rebounds/game	Assists/game	Turnovers/game	Assist/Turnover ratio	Steals/game	Blocks/game
7	6.9	1.9	41.7	0.0	60.0	1.0	0.0	0.6	0.0	0.0	0.3



2020-21 Georgia Tech Men's Basketball
Team High/Low Analysis
All games

Page 1/4
as of Jan 21, 2021

Georgia Tech - Game Highs

POINTS	120	Georgia St. (11/25/2020)
	97	Delaware St. (12/20/2020)
	83	Clemson (01/20/2021)
	79	vs Kentucky (N) (12/06/2020)
	75	at Nebraska (12/09/2020)
FIELD GOALS MADE	36	Georgia St. (11/25/2020)
	33	Delaware St. (12/20/2020)
FIELD GOAL ATTEMPTS	98	Georgia St. (11/25/2020)
	61	Mercer (11/27/2020)
FIELD GOAL PERCENTAGE	.574 (31-54)	Clemson (01/20/2021)
	.550 (33-60)	Delaware St. (12/20/2020)
3 PT FG MADE	16	Clemson (01/20/2021)
	10	North Carolina (12/30/2020)
3 PT FG ATTEMPTS	32	Georgia St. (11/25/2020)
	27	Clemson (01/20/2021)
3 PT FG PERCENTAGE	.593 (16-27)	Clemson (01/20/2021)
	.455 (10-22)	North Carolina (12/30/2020)
FREE THROWS MADE	41	Georgia St. (11/25/2020)
	22	Delaware St. (12/20/2020)
FREE THROW ATTEMPTS	59	Georgia St. (11/25/2020)
	28	Delaware St. (12/20/2020)
FREE THROW PERCENTAGE	.818 (9-11)	vs Kentucky (N) (12/06/2020)
	.818 (9-11)	Mercer (11/27/2020)
REBOUNDS	70	Georgia St. (11/25/2020)
	38	Florida A&M (12/18/2020)
ASSISTS	25	Delaware St. (12/20/2020)
	21	Clemson (01/20/2021)
STEALS	15	vs Kentucky (N) (12/06/2020)
	12	Georgia St. (11/25/2020)
BLOCKED SHOTS	5	vs Kentucky (N) (12/06/2020)
	4	Wake Forest (01/03/2021)
	4	Georgia St. (11/25/2020)
TURNOVERS	22	Georgia St. (11/25/2020)
	15	Mercer (11/27/2020)
FOULS	29	Georgia St. (11/25/2020)
	19	Delaware St. (12/20/2020)
	19	at Nebraska (12/09/2020)



2020-21 Georgia Tech Men's Basketball
Team High/Low Analysis
All games

Page 2/4
as of Jan 21, 2021

Opponent - Game Highs

POINTS	123		Georgia St. (11/25/2020)
	83		Mercer (11/27/2020)
	74		at Florida St. (12/15/2020)
	69		Delaware St. (12/20/2020)
	67		North Carolina (12/30/2020)
FIELD GOALS MADE	46		Georgia St. (11/25/2020)
	27		at Florida St. (12/15/2020)
	27		Mercer (11/27/2020)
FIELD GOAL ATTEMPTS	95		Georgia St. (11/25/2020)
	61		at Nebraska (12/09/2020)
	61		Mercer (11/27/2020)
FIELD GOAL PERCENTAGE	.529	(27-51)	at Florida St. (12/15/2020)
	.521	(25-48)	Clemson (01/20/2021)
3 PT FG MADE	12		Mercer (11/27/2020)
	10		Georgia St. (11/25/2020)
3 PT FG ATTEMPTS	30		Georgia St. (11/25/2020)
	26		Delaware St. (12/20/2020)
3 PT FG PERCENTAGE	.500	(9-18)	Clemson (01/20/2021)
	.480	(12-25)	Mercer (11/27/2020)
FREE THROWS MADE	21		Georgia St. (11/25/2020)
	17		Mercer (11/27/2020)
FREE THROW ATTEMPTS	38		Georgia St. (11/25/2020)
	21		Delaware St. (12/20/2020)
FREE THROW PERCENTAGE	.944	(17-18)	Mercer (11/27/2020)
	.909	(10-11)	vs Kentucky (N) (12/06/2020)
REBOUNDS	58		Georgia St. (11/25/2020)
	42		at Nebraska (12/09/2020)
ASSISTS	22		Mercer (11/27/2020)
	17		North Carolina (12/30/2020)
STEALS	9		Wake Forest (01/03/2021)
	8		Mercer (11/27/2020)
	8		Georgia St. (11/25/2020)
BLOCKED SHOTS	9		Georgia St. (11/25/2020)
	4		Mercer (11/27/2020)
TURNOVERS	21		vs Kentucky (N) (12/06/2020)
	20		Clemson (01/20/2021)
	20		Delaware St. (12/20/2020)
	20		Georgia St. (11/25/2020)
FOULS	37		Georgia St. (11/25/2020)
	22		Delaware St. (12/20/2020)



2020-21 Georgia Tech Men's Basketball
Team High/Low Analysis
All games

Page 3/4
as of Jan 21, 2021

Georgia Tech - Game Lows

POINTS	61		at Florida St. (12/15/2020)
	70		Wake Forest (01/03/2021)
	72		North Carolina (12/30/2020)
	73		Mercer (11/27/2020)
	74		Florida A&M (12/18/2020)
FIELD GOALS MADE	22		at Florida St. (12/15/2020)
	26		Wake Forest (01/03/2021)
	26		at Nebraska (12/09/2020)
FIELD GOAL ATTEMPTS	51		North Carolina (12/30/2020)
	51		at Florida St. (12/15/2020)
FIELD GOAL PERCENTAGE	.367	(36-98)	Georgia St. (11/25/2020)
	.431	(22-51)	at Florida St. (12/15/2020)
3 PT FG MADE	5		at Florida St. (12/15/2020)
	7		Georgia St. (11/25/2020)
3 PT FG ATTEMPTS	20		at Florida St. (12/15/2020)
	21		vs Kentucky (N) (12/06/2020)
3 PT FG PERCENTAGE	.219	(7-32)	Georgia St. (11/25/2020)
	.250	(5-20)	at Florida St. (12/15/2020)
FREE THROWS MADE	5		Clemson (01/20/2021)
	8		North Carolina (12/30/2020)
FREE THROW ATTEMPTS	8		Clemson (01/20/2021)
	11		vs Kentucky (N) (12/06/2020)
	11		Mercer (11/27/2020)
FREE THROW PERCENTAGE	.500	(8-16)	North Carolina (12/30/2020)
	.625	(5-8)	Clemson (01/20/2021)
REBOUNDS	19		Clemson (01/20/2021)
	23		at Florida St. (12/15/2020)
	23		vs Kentucky (N) (12/06/2020)
ASSISTS	11		at Florida St. (12/15/2020)
	12		Georgia St. (11/25/2020)
STEALS	4		Florida A&M (12/18/2020)
	5		Mercer (11/27/2020)
BLOCKED SHOTS	1		Mercer (11/27/2020)
	2		Clemson (01/20/2021)
	2		North Carolina (12/30/2020)
	2		Delaware St. (12/20/2020)
	2		at Florida St. (12/15/2020)
	2		at Nebraska (12/09/2020)
TURNOVERS	6		vs Kentucky (N) (12/06/2020)
	9		Delaware St. (12/20/2020)
	9		at Nebraska (12/09/2020)
FOULS	12		Florida A&M (12/18/2020)
	13		Clemson (01/20/2021)
	13		Wake Forest (01/03/2021)



**2020-21 Georgia Tech Men's Basketball
Team High/Low Analysis
All games**

Page 4/4
as of Jan 21, 2021

Opponent - Game Lows

POINTS	54		Wake Forest (01/03/2021)
	62		vs Kentucky (N) (12/06/2020)
	64		Florida A&M (12/18/2020)
	64		at Nebraska (12/09/2020)
	65		Clemson (01/20/2021)
FIELD GOALS MADE	22		Wake Forest (01/03/2021)
	22		vs Kentucky (N) (12/06/2020)
FIELD GOAL ATTEMPTS	48		Clemson (01/20/2021)
	49		vs Kentucky (N) (12/06/2020)
FIELD GOAL PERCENTAGE	.377	(23-61)	at Nebraska (12/09/2020)
	.415	(22-53)	Wake Forest (01/03/2021)
3 PT FG MADE	3		Wake Forest (01/03/2021)
	7		Florida A&M (12/18/2020)
3 PT FG ATTEMPTS	17		Florida A&M (12/18/2020)
	17		at Florida St. (12/15/2020)
3 PT FG PERCENTAGE	.150	(3-20)	Wake Forest (01/03/2021)
	.308	(8-26)	Delaware St. (12/20/2020)
FREE THROWS MADE	6		Clemson (01/20/2021)
	7		Wake Forest (01/03/2021)
FREE THROW ATTEMPTS	7		Clemson (01/20/2021)
	11		Wake Forest (01/03/2021)
	11		vs Kentucky (N) (12/06/2020)
FREE THROW PERCENTAGE	.553	(21-38)	Georgia St. (11/25/2020)
	.636	(7-11)	Wake Forest (01/03/2021)
REBOUNDS	28		Clemson (01/20/2021)
	28		Florida A&M (12/18/2020)
	28		vs Kentucky (N) (12/06/2020)
ASSISTS	9		Florida A&M (12/18/2020)
	10		Wake Forest (01/03/2021)
STEALS	3		at Nebraska (12/09/2020)
	4		Delaware St. (12/20/2020)
	4		Florida A&M (12/18/2020)
	4		vs Kentucky (N) (12/06/2020)
BLOCKED SHOTS	0		Wake Forest (01/03/2021)
	0		Florida A&M (12/18/2020)
TURNOVERS	9		Florida A&M (12/18/2020)
	10		Mercer (11/27/2020)
FOULS	10		Wake Forest (01/03/2021)
	11		Mercer (11/27/2020)



2020-21 Georgia Tech Men's Basketball
Player Highs Analysis
All games

Page 1/2
as of Jan 21, 2021

Georgia Tech - Individual Game Highs

POINTS	31		Moses Wright vs Georgia St. (11/25/2020)
	29		Jose Alvarado vs Delaware St. (12/20/2020)
	29		Jose Alvarado vs Georgia St. (11/25/2020)
	25		Jose Alvarado vs Wake Forest (01/03/2021)
	24		Moses Wright vs Florida A&M (12/18/2020)
	24		Jose Alvarado at Nebraska (12/09/2020)
	24		Michael Devoe vs Georgia St. (11/25/2020)
FIELD GOALS MADE	11		Jose Alvarado vs Delaware St. (12/20/2020)
	9		Moses Wright vs Clemson (01/20/2021)
	9		Jose Alvarado vs Wake Forest (01/03/2021)
	9		Moses Wright vs Florida A&M (12/18/2020)
	9		Moses Wright vs Kentucky (N) (12/06/2020)
	9		Moses Wright vs Mercer (11/27/2020)
	9		Michael Devoe vs Georgia St. (11/25/2020)
FIELD GOAL ATTEMPTS	25		Michael Devoe vs Georgia St. (11/25/2020)
	24		Jose Alvarado vs Georgia St. (11/25/2020)
FIELD GOAL PERCENTAGE (min 5 made)	.833	(5-6)	Kyle Sturdivant vs Kentucky (N) (12/06/2020)
	.800	(8-10)	Jose Alvarado vs North Carolina (12/30/2020)
3 PT FG MADE	6		Michael Devoe vs Clemson (01/20/2021)
	5		Jordan Usher vs Clemson (01/20/2021)
3 PT FG ATTEMPTS	12		Michael Devoe vs Georgia St. (11/25/2020)
	10		Michael Devoe vs Wake Forest (01/03/2021)
3 PT FG PERCENTAGE (min 2 made)	1.000	(2-2)	Moses Wright vs Clemson (01/20/2021)
	1.000	(2-2)	Khalid Moore vs Delaware St. (12/20/2020)
FREE THROWS MADE	14		Moses Wright vs Georgia St. (11/25/2020)
	11		Jose Alvarado vs Georgia St. (11/25/2020)
FREE THROW ATTEMPTS	22		Moses Wright vs Georgia St. (11/25/2020)
	12		Jose Alvarado vs Georgia St. (11/25/2020)
FREE THROW PERCENTAGE (min 3 made)	1.000	(5-5)	Jose Alvarado vs Wake Forest (01/03/2021)
	1.000	(4-4)	Kyle Sturdivant vs Kentucky (N) (12/06/2020)
	1.000	(3-3)	Jose Alvarado vs Delaware St. (12/20/2020)
	1.000	(3-3)	Jordan Usher vs Delaware St. (12/20/2020)
	1.000	(3-3)	Tristan Maxwell vs Delaware St. (12/20/2020)
	1.000	(3-3)	Moses Wright vs Kentucky (N) (12/06/2020)
REBOUNDS	19		Moses Wright vs Georgia St. (11/25/2020)
	13		Michael Devoe vs Georgia St. (11/25/2020)
ASSISTS	8		Michael Devoe vs Florida A&M (12/18/2020)
	7		Jose Alvarado vs North Carolina (12/30/2020)
	7		Jose Alvarado vs Mercer (11/27/2020)
STEALS	6		Jose Alvarado vs Georgia St. (11/25/2020)
	5		Jose Alvarado vs Clemson (01/20/2021)
	5		Moses Wright vs North Carolina (12/30/2020)
BLOCKED SHOTS	4		Jordan Usher vs Wake Forest (01/03/2021)
	3		Moses Wright vs Kentucky (N) (12/06/2020)
TURNOVERS	8		Michael Devoe vs Georgia St. (11/25/2020)
	5		Michael Devoe vs North Carolina (12/30/2020)
FOULS	5		Moses Wright at Florida St. (12/15/2020)
	5		Jordan Usher vs Kentucky (N) (12/06/2020)
	5		Jose Alvarado vs Georgia St. (11/25/2020)
	5		Moses Wright vs Georgia St. (11/25/2020)



**2020-21 Georgia Tech Men's Basketball
Player Highs Analysis
All games**

Page 2/2
as of Jan 21, 2021

Opponent - Individual Game Highs

POINTS	26		Justin Roberts vs Georgia St. (11/25/2020)
	22		Terrence Clarke vs Kentucky (N) (12/06/2020)
	22		Eliel Nsoseme vs Georgia St. (11/25/2020)
	22		Corey Allen vs Georgia St. (11/25/2020)
	21		Isaiah Mucius vs Wake Forest (01/03/2021)
	21		Kane Williams vs Georgia St. (11/25/2020)
FIELD GOALS MADE	10		Eliel Nsoseme vs Georgia St. (11/25/2020)
	9		Aamir Simms vs Clemson (01/20/2021)
	9		Isaiah Mucius vs Wake Forest (01/03/2021)
	9		Terrence Clarke vs Kentucky (N) (12/06/2020)
	9		Corey Allen vs Georgia St. (11/25/2020)
FIELD GOAL ATTEMPTS	22		Kane Williams vs Georgia St. (11/25/2020)
	22		Justin Roberts vs Georgia St. (11/25/2020)
FIELD GOAL PERCENTAGE (min 5 made)	.857	(6-7)	James Glisson III vs Mercer (11/27/2020)
	.778	(7-9)	Kobe Webster at Nebraska (12/09/2020)
3 PT FG MADE	6		Kobe Webster at Nebraska (12/09/2020)
	5		Felipe Haase vs Mercer (11/27/2020)
	5		Justin Roberts vs Georgia St. (11/25/2020)
3 PT FG ATTEMPTS	11		Felipe Haase vs Mercer (11/27/2020)
	11		Justin Roberts vs Georgia St. (11/25/2020)
3 PT FG PERCENTAGE (min 2 made)	1.000	(3-3)	Wyatt Wilkes at Florida St. (12/15/2020)
	1.000	(2-2)	Clyde Trapp vs Clemson (01/20/2021)
	1.000	(2-2)	John Newman III vs Clemson (01/20/2021)
FREE THROWS MADE	10		Neftali Alvarez vs Mercer (11/27/2020)
	6		Kane Williams vs Georgia St. (11/25/2020)
FREE THROW ATTEMPTS	16		Kane Williams vs Georgia St. (11/25/2020)
	11		Neftali Alvarez vs Mercer (11/27/2020)
FREE THROW PERCENTAGE (min 3 made)	1.000	(4-4)	M.J. Walker at Florida St. (12/15/2020)
	1.000	(4-4)	Olivier Sarr vs Kentucky (N) (12/06/2020)
	1.000	(3-3)	Myles Carter vs Delaware St. (12/20/2020)
	1.000	(3-3)	Ross Cummings vs Mercer (11/27/2020)
REBOUNDS	12		Isaiah Jackson vs Kentucky (N) (12/06/2020)
	12		Kane Williams vs Georgia St. (11/25/2020)
ASSISTS	9		Neftali Alvarez vs Mercer (11/27/2020)
	6		Dalano Banton at Nebraska (12/09/2020)
	6		Davion Mintz vs Kentucky (N) (12/06/2020)
	6		Justin Roberts vs Georgia St. (11/25/2020)
STEALS	4		Jeff Gary vs Mercer (11/27/2020)
	3		Anthony Polite at Florida St. (12/15/2020)
	3		Kane Williams vs Georgia St. (11/25/2020)
BLOCKED SHOTS	4		Jalen Thomas vs Georgia St. (11/25/2020)
	3		Eliel Nsoseme vs Georgia St. (11/25/2020)
TURNOVERS	6		Jahcobi Neath vs Wake Forest (01/03/2021)
	6		Justin Roberts vs Georgia St. (11/25/2020)
FOULS	5		Jahcobi Neath vs Wake Forest (01/03/2021)
	5		Trey McGowens at Nebraska (12/09/2020)
	5		Eliel Nsoseme vs Georgia St. (11/25/2020)
	5		Jalen Thomas vs Georgia St. (11/25/2020)
	5		Ryan Boyce vs Georgia St. (11/25/2020)



**2020-21 Georgia Tech Men's Basketball
Individual Career Summaries
All games**

Page 1/9
as of Jan 21, 2021

ALVARADO, Jose

SEASON	TEAM	GP-GS	MIN/AVG	Field Goals		3-Point		F-Throws		Rebounds									Scoring	
				FG-FGA	FG%	3FG-FGA	3FG%	FT-FTA	FT%	OFF	DEF	TOT	AVG	PF-FO	AST	TO	BLK	STL	PTS	AVG
2017-18	GaTech	25-25	874/35.0	99-221	.448	40-108	.370	65-81	.802	15	78	93	3.7	60-1	77	59	2	43	303	12.1
2018-19	GaTech	31-30	1062/34.3	132-337	.392	44-154	.286	78-105	.743	21	100	121	3.9	79-2	105	64	3	56	386	12.5
2019-20	GaTech	24-23	804/33.5	119-268	.444	42-125	.336	65-82	.793	9	72	81	3.4	69-3	96	64	2	53	345	14.4
2020-21	GaTech	10-10	358/35.8	59-113	.522	19-49	.388	34-40	.850	8	29	37	3.7	26-1	38	21	1	24	171	17.1
TOTAL		90-88	3098/34.4	409-939	.436	145-436	.333	242-308	.786	53	279	332	3.7	234-7	316	208	8	176	1205	13.4

Single Game Highs

Statistic	Value	
Points	29	vs Pittsburgh 02/20/19, vs Georgia St. 11/25/20, vs Delaware St. 12/20/20
Rebounds	10	at Louisville 01/22/20, vs Georgia St. 11/25/20
Assists	9	vs Notre Dame 01/15/20
Steals	9	vs NC State 01/25/20
Blocks	2	vs Miami (FL) 01/03/18
FG Made	11	vs Delaware St. 12/20/20
FG Attempts	24	vs Georgia St. 11/25/20
3FG Made	4	6 times
3FG Attempts	10	vs Grambling 12/01/17
FT Made	13	at Wake Forest 02/19/20
FT Attempts	15	at Wake Forest 02/19/20

BOYD, Coleman

SEASON	TEAM	GP-GS	MIN/AVG	Field Goals		3-Point		F-Throws		Rebounds									Scoring	
				FG-FGA	FG%	3FG-FGA	3FG%	FT-FTA	FT%	OFF	DEF	TOT	AVG	PF-FO	AST	TO	BLK	STL	PTS	AVG
2019-20	GaTech	4-0	7/1.8	2-5	.400	1-4	.250	0-0	.000	0	2	2	0.5	1-0	3	0	0	1	5	1.3
2020-21	GaTech	2-0	2/1.0	0-0	.000	0-0	.000	0-0	.000	0	0	0	0.0	0-0	0	0	0	0	0	0.0
TOTAL		6-0	9/1.5	2-5	.400	1-4	.250	0-0	.000	0	2	2	0.3	1-0	3	0	0	1	5	0.8

Single Game Highs

Statistic	Value	
Points	3	vs Morehouse 01/28/20
Rebounds	1	vs Elon 11/11/19, vs Virginia Tech 02/04/20
Assists	2	vs Morehouse 01/28/20
Steals	1	vs Morehouse 01/28/20
FG Made	1	vs Morehouse 01/28/20, at Hawaii 12/25/19
FG Attempts	3	vs Morehouse 01/28/20
3FG Made	1	vs Morehouse 01/28/20
3FG Attempts	3	vs Morehouse 01/28/20



**2020-21 Georgia Tech Men's Basketball
Individual Career Summaries
All games**

Page 2/9
as of Jan 21, 2021

BROADWAY, Niko

				Field Goals		3-Point		F-Throws		Rebounds									Scoring	
SEASON	TEAM	GP-GS	MIN/AVG	FG-FGA	FG%	3FG-FGA	3FG%	FT-FTA	FT%	OFF	DEF	TOT	AVG	PF-FO	AST	TO	BLK	STL	PTS	AVG
2019-20	GaTech	3-0	4/1.5	1-3	.333	0-0	.000	0-0	.000	2	2	4	1.3	2-0	1	0	0	0	2	0.7
2020-21	GaTech	2-0	2/0.9	0-0	.000	0-0	.000	0-0	.000	0	0	0	0.0	0-0	0	0	0	0	0	0.0
TOTAL		5-0	6/1.3	1-3	.333	0-0	.000	0-0	.000	2	2	4	0.8	2-0	1	0	0	0	2	0.4

Single Game Highs

Statistic	Value	
Points	2	vs Morehouse 01/28/20
Rebounds	3	vs Morehouse 01/28/20
Assists	1	vs Morehouse 01/28/20
FG Made	1	vs Morehouse 01/28/20
FG Attempts	2	vs Morehouse 01/28/20

DEVOE, Michael

				Field Goals		3-Point		F-Throws		Rebounds									Scoring	
SEASON	TEAM	GP-GS	MIN/AVG	FG-FGA	FG%	3FG-FGA	3FG%	FT-FTA	FT%	OFF	DEF	TOT	AVG	PF-FO	AST	TO	BLK	STL	PTS	AVG
2018-19	GaTech	32-23	1030/32.2	101-251	.402	42-107	.393	66-93	.710	13	93	106	3.3	57-1	81	71	16	44	310	9.7
2019-20	GaTech	28-28	984/35.1	157-330	.476	53-124	.427	81-108	.750	11	99	110	3.9	68-2	96	95	3	34	448	16.0
2020-21	GaTech	10-10	340/34.0	53-117	.453	26-62	.419	18-25	.720	8	40	48	4.8	18-0	35	34	1	11	150	15.0
TOTAL		70-61	2354/33.6	311-698	.446	121-293	.413	165-226	.730	32	232	264	3.8	143-3	212	200	20	89	908	13.0

Single Game Highs

Statistic	Value	
Points	34	at Georgia 11/20/19
Rebounds	13	vs Georgia St. 11/25/20
Assists	8	vs Clemson 02/25/20, vs Florida A&M 12/18/20
Steals	4	6 times
Blocks	2	at Notre Dame 02/10/19, at Northwestern 11/28/18
FG Made	12	at Georgia 11/20/19
FG Attempts	25	vs Georgia St. 11/25/20
3FG Made	6	at Florida St. 12/31/19, vs Clemson 01/20/21
3FG Attempts	12	vs Georgia St. 11/25/20
FT Made	7	vs UTRGV 11/21/18
FT Attempts	8	vs UTRGV 11/21/18, vs Wake Forest 01/05/19, at Syracuse 01/12/19



**2020-21 Georgia Tech Men's Basketball
Individual Career Summaries
All games**

Page 3/9
as of Jan 21, 2021

DIDENKO, David

				Field Goals		3-Point		F-Throws		Rebounds									Scoring	
SEASON	TEAM	GP-GS	MIN/AVG	FG-FGA	FG%	3FG-FGA	3FG%	FT-FTA	FT%	OFF	DEF	TOT	AVG	PF-FO	AST	TO	BLK	STL	PTS	AVG
2019-20	GaTech	6-0	25/4.2	1-8	.125	1-7	.143	0-0	.000	1	5	6	1.0	0-0	0	1	1	1	3	0.5
2020-21	GaTech	3-0	4/1.5	0-1	.000	0-1	.000	0-0	.000	0	1	1	0.3	0-0	0	0	0	0	0	0.0
TOTAL		9-0	29/3.3	1-9	.111	1-8	.125	0-0	.000	1	6	7	0.8	0-0	0	1	1	1	3	0.3

Single Game Highs

Statistic	Value	
Points	3	vs Morehouse 01/28/20
Rebounds	3	vs Morehouse 01/28/20
Steals	1	vs Morehouse 01/28/20
Blocks	1	vs Morehouse 01/28/20
FG Made	1	vs Morehouse 01/28/20
FG Attempts	5	vs Morehouse 01/28/20
3FG Made	1	vs Morehouse 01/28/20
3FG Attempts	4	vs Morehouse 01/28/20

GIGIBERIA, Saba

				Field Goals		3-Point		F-Throws		Rebounds									Scoring	
SEASON	TEAM	GP-GS	MIN/AVG	FG-FGA	FG%	3FG-FGA	3FG%	FT-FTA	FT%	OFF	DEF	TOT	AVG	PF-FO	AST	TO	BLK	STL	PTS	AVG
2020-21	GaTech	6-0	27/4.5	3-9	.333	1-2	.500	0-1	.000	4	9	13	2.2	9-0	1	2	0	0	7	1.2
TOTAL		6-0	27/4.5	3-9	.333	1-2	.500	0-1	.000	4	9	13	2.2	9-0	1	2	0	0	7	1.2

Single Game Highs

Statistic	Value	
Points	3	vs Clemson 01/20/21
Rebounds	6	vs Delaware St. 12/20/20
Assists	1	vs Delaware St. 12/20/20
FG Made	1	vs Florida A&M 12/18/20, vs Delaware St. 12/20/20, vs Clemson 01/20/21
FG Attempts	6	vs Delaware St. 12/20/20
3FG Made	1	vs Clemson 01/20/21
3FG Attempts	1	vs Delaware St. 12/20/20, vs Clemson 01/20/21
FT Attempts	1	vs Delaware St. 12/20/20



2020-21 Georgia Tech Men's Basketball
Individual Career Summaries
All games

Page 4/9
as of Jan 21, 2021

HOWARD, Rodney

				Field Goals		3-Point		F-Throws		Rebounds										Scoring	
SEASON	TEAM	GP-GS	MIN/AVG	FG-FGA	FG%	3FG-FGA	3FG%	FT-FTA	FT%	OFF	DEF	TOT	AVG	PF-FO	AST	TO	BLK	STL	PTS	AVG	
2019-20	UGa	24-2	174/7.2	13-23	.565	0-0	.000	5-18	.278	15	20	35	1.5	31-0	3	10	15	2	31	1.3	
2020-21	GaTech	7-2	48/6.9	5-12	.417	0-0	.000	3-5	.600	0	7	7	1.0	10-0	0	4	2	0	13	1.9	
TOTAL FOR GaTech		7-2	48/6.9	5-12	.417	0-0	.000	3-5	.600	0	7	7	1.0	10-0	0	4	2	0	13	1.9	
TOTAL		31-4	222/7.2	18-35	.514	0-0	.000	8-23	.348	15	27	42	1.4	41-0	3	14	17	2	44	1.4	

Single Game Highs

Statistic	Value	
Points	7	vs Delaware St. 12/20/20
Rebounds	6	vs South Carolina 02/12/20
Assists	1	vs South Carolina 02/12/20, vs Ga. Southern 12/23/19, vs Kentucky 01/07/20
Steals	1	vs Austin Peay 12/30/19, vs Michigan St. 11/26/19
Blocks	4	vs N.C. Central 12/04/19
FG Made	3	vs Delaware St. 12/20/20
FG Attempts	5	vs Mercer 11/27/20
FT Made	2	at Kentucky 01/21/20, vs Michigan St. 11/26/19, vs Mercer 11/27/20
FT Attempts	4	vs Western Caro. 11/05/19

JAMES, Jehloni

				Field Goals		3-Point		F-Throws		Rebounds										Scoring	
SEASON	TEAM	GP-GS	MIN/AVG	FG-FGA	FG%	3FG-FGA	3FG%	FT-FTA	FT%	OFF	DEF	TOT	AVG	PF-FO	AST	TO	BLK	STL	PTS	AVG	
2019-20	GaTech	1-0	1/0.7	1-1	1.000	0-0	.000	0-0	.000	0	0	0	0.0	0-0	0	0	0	0	2	2.0	
2020-21	GaTech	2-0	6/2.9	0-0	.000	0-0	.000	0-0	.000	0	1	1	0.5	0-0	0	0	0	0	0	0.0	
TOTAL		3-0	6/2.1	1-1	1.000	0-0	.000	0-0	.000	0	1	1	0.3	0-0	0	0	0	0	2	0.7	

Single Game Highs

Statistic	Value	
Points	2	vs Elon 11/11/19
Rebounds	1	vs Delaware St. 12/20/20
FG Made	1	vs Elon 11/11/19
FG Attempts	1	vs Elon 11/11/19



**2020-21 Georgia Tech Men's Basketball
Individual Career Summaries
All games**

Page 5/9
as of Jan 21, 2021

MAXWELL, Tristan

				Field Goals		3-Point		F-Throws		Rebounds										Scoring	
SEASON	TEAM	GP-GS	MIN/AVG	FG-FGA	FG%	3FG-FGA	3FG%	FT-FTA	FT%	OFF	DEF	TOT	AVG	PF-FO	AST	TO	BLK	STL	PTS	AVG	
2020-21	GaTech	1-0	8/8.2	0-2	.000	0-2	.000	3-3	1.000	0	0	0	0.0	0-0	0	0	0	0	3	3.0	
TOTAL		1-0	8/8.2	0-2	.000	0-2	.000	3-3	1.000	0	0	0	0.0	0-0	0	0	0	0	3	3.0	

Single Game Highs

Statistic		Value	
Points		3	vs Delaware St. 12/20/20
FG Attempts		2	vs Delaware St. 12/20/20
3FG Attempts		2	vs Delaware St. 12/20/20
FT Made		3	vs Delaware St. 12/20/20
FT Attempts		3	vs Delaware St. 12/20/20

MEDLOCK, Shaheed

				Field Goals		3-Point		F-Throws		Rebounds										Scoring	
SEASON	TEAM	GP-GS	MIN/AVG	FG-FGA	FG%	3FG-FGA	3FG%	FT-FTA	FT%	OFF	DEF	TOT	AVG	PF-FO	AST	TO	BLK	STL	PTS	AVG	
2016-17	GaTech	3-0	6/2.0	1-3	.333	0-0	.000	0-0	.000	0	1	1	0.3	3-0	0	0	0	0	2	0.7	
2018-19	GaTech	3-0	2/0.8	0-0	.000	0-0	.000	0-0	.000	0	0	0	0.0	1-0	0	0	0	0	0	0.0	
2019-20	GaTech	3-0	4/1.3	0-0	.000	0-0	.000	0-0	.000	0	0	0	0.0	2-0	0	1	0	0	0	0.0	
2020-21	GaTech	2-0	2/1.0	1-1	1.000	0-0	.000	0-0	.000	0	0	0	0.0	0-0	0	0	0	0	2	1.0	
TOTAL		11-0	14/1.3	2-4	.500	0-0	.000	0-0	.000	0	1	1	0.1	6-0	0	1	0	0	4	0.4	

Single Game Highs

Statistic		Value	
Points		2	vs Tusculum 02/07/17, vs Delaware St. 12/20/20
Rebounds		1	vs TCU 03/30/17
FG Made		1	vs Tusculum 02/07/17, vs Delaware St. 12/20/20
FG Attempts		3	vs Tusculum 02/07/17

MEKA, Jordan

				Field Goals		3-Point		F-Throws		Rebounds										Scoring	
SEASON	TEAM	GP-GS	MIN/AVG	FG-FGA	FG%	3FG-FGA	3FG%	FT-FTA	FT%	OFF	DEF	TOT	AVG	PF-FO	AST	TO	BLK	STL	PTS	AVG	
2020-21	GaTech	1-0	8/8.1	0-1	.000	0-0	.000	0-0	.000	0	1	1	1.0	0-0	0	0	0	0	0	0.0	
TOTAL		1-0	8/8.1	0-1	.000	0-0	.000	0-0	.000	0	1	1	1.0	0-0	0	0	0	0	0	0.0	

Single Game Highs

Statistic		Value	
Rebounds		1	vs Mercer 11/27/20
FG Attempts		1	vs Mercer 11/27/20



**2020-21 Georgia Tech Men's Basketball
Individual Career Summaries
All games**

Page 6/9
as of Jan 21, 2021

MOORE, Khalid

				Field Goals		3-Point		F-Throws		Rebounds										Scoring	
SEASON	TEAM	GP-GS	MIN/AVG	FG-FGA	FG%	3FG-FGA	3FG%	FT-FTA	FT%	OFF	DEF	TOT	AVG	PF-FO	AST	TO	BLK	STL		PTS	AVG
2018-19	GaTech	31-10	509/16.4	40-84	.476	7-22	.318	42-64	.656	5	40	45	1.5	54-1	36	22	2	11		129	4.2
2019-20	GaTech	29-12	491/16.9	31-89	.348	9-27	.333	24-47	.511	15	47	62	2.1	48-3	33	36	4	20		95	3.3
2020-21	GaTech	9-0	202/22.5	13-37	.351	5-18	.278	14-22	.636	7	26	33	3.7	10-0	8	6	4	11		45	5.0
TOTAL		69-22	1203/17.4	84-210	.400	21-67	.313	80-133	.602	27	113	140	2.0	112-4	77	64	10	42		269	3.9

Single Game Highs

Statistic	Value	
Points	14	vs Florida A&M 12/09/18
Rebounds	9	vs Elon 11/11/19
Assists	6	vs Syracuse 12/07/19
Steals	6	at NC State 11/05/19
Blocks	2	vs Georgia St. 11/25/20
FG Made	6	vs Florida A&M 12/09/18
FG Attempts	9	vs Notre Dame 03/12/19, vs Nebraska 12/04/19
3FG Made	2	5 times
3FG Attempts	6	vs Notre Dame 03/12/19
FT Made	6	vs Wake Forest 01/05/19
FT Attempts	8	vs Georgia St. 11/25/20



**2020-21 Georgia Tech Men's Basketball
Individual Career Summaries
All games**

Page 7/9
as of Jan 21, 2021

PARHAM, Bubba

SEASON	TEAM	GP-GS	MIN/AVG	Field Goals		3-Point		F-Throws		Rebounds									Scoring	
				FG-FGA	FG%	3FG-FGA	3FG%	FT-FTA	FT%	OFF	DEF	TOT	AVG	PF-FO	AST	TO	BLK	STL	PTS	AVG
2017-18	VMI	30-30	895/29.8	145-363	.399	58-175	.331	91-114	.798	12	89	101	3.4	67-0	74	83	0	24	439	14.6
2018-19	VMI	32-32	1084/33.9	210-494	.425	116-292	.397	150-189	.794	10	99	109	3.4	60-0	112	82	1	20	686	21.4
2019-20	GaTech	31-6	822/26.5	54-151	.358	26-86	.302	26-30	.867	12	63	75	2.4	85-3	55	42	1	25	160	5.2
2020-21	GaTech	10-8	317/31.7	30-73	.411	16-50	.320	12-17	.706	9	26	35	3.5	28-0	24	6	0	12	88	8.8
TOTAL FOR GaTech		41-14	1139/27.8	84-224	.375	42-136	.309	38-47	.809	21	89	110	2.7	113-3	79	48	1	37	248	6.0
TOTAL		103-76	3118/30.3	439-1081	.406	216-603	.358	279-350	.797	43	277	320	3.1	240-3	265	213	2	81	1373	13.3

Single Game Highs

Statistic	Value	
Points	41	vs Western Caro. 03/08/19
Rebounds	9	at Stetson 11/23/18
Assists	9	vs The Citadel 03/02/19
Steals	4	at The Citadel 02/17/18
Blocks	1	vs UNC Greensboro 01/05/19, vs Morehouse 01/28/20
FG Made	13	at Western Caro. 02/23/19
FG Attempts	26	at Western Caro. 02/23/19
3FG Made	10	at Kentucky 11/18/18
3FG Attempts	16	at Kentucky 11/18/18
FT Made	17	vs Western Caro. 03/08/19
FT Attempts	18	vs Western Caro. 03/08/19

RICE, Malachi

SEASON	TEAM	GP-GS	MIN/AVG	Field Goals		3-Point		F-Throws		Rebounds									Scoring	
				FG-FGA	FG%	3FG-FGA	3FG%	FT-FTA	FT%	OFF	DEF	TOT	AVG	PF-FO	AST	TO	BLK	STL	PTS	AVG
2017-18	GaTech	6-0	6/1.0	0-1	.000	0-0	.000	0-0	.000	0	0	0	0.0	0-0	0	1	0	0	0	0.0
2018-19	GaTech	2-0	2/1.1	0-1	.000	0-0	.000	0-0	.000	0	0	0	0.0	1-0	0	0	0	0	0	0.0
2019-20	GaTech	1-0	1/1.1	0-0	.000	0-0	.000	0-0	.000	0	0	0	0.0	0-0	0	0	0	1	0	0.0
2020-21	GaTech	1-0	2/2.1	1-1	1.000	0-0	.000	1-2	.500	0	0	0	0.0	0-0	1	0	0	0	3	3.0
TOTAL		10-0	11/1.1	1-3	.333	0-0	.000	1-2	.500	0	0	0	0.0	1-0	1	1	0	1	3	0.3

Single Game Highs

Statistic	Value	
Points	3	vs Delaware St. 12/20/20
Assists	1	vs Delaware St. 12/20/20
Steals	1	vs Elon 11/11/19
FG Made	1	vs Delaware St. 12/20/20
FG Attempts	1	vs UTRGV 11/21/18, vs Florida A&M 12/17/17, vs Delaware St. 12/20/20
FT Made	1	vs Delaware St. 12/20/20
FT Attempts	2	vs Delaware St. 12/20/20



**2020-21 Georgia Tech Men's Basketball
Individual Career Summaries
All games**

Page 8/9
as of Jan 21, 2021

STURDIVANT, Kyle

				Field Goals		3-Point		F-Throws		Rebounds										Scoring	
SEASON	TEAM	GP-GS	MIN/AVG	FG-FGA	FG%	3FG-FGA	3FG%	FT-FTA	FT%	OFF	DEF	TOT	AVG	PF-FO	AST	TO	BLK	STL	PTS	AVG	
2019-20	USC	21-0	175/8.3	16-46	.348	3-14	.214	8-9	.889	4	20	24	1.1	10-0	25	22	1	5	43	2.0	
2020-21	GaTech	10-0	135/13.5	14-32	.438	3-11	.273	9-12	.750	1	13	14	1.4	10-0	12	8	1	2	40	4.0	
TOTAL FOR GaTech		10-0	135/13.5	14-32	.438	3-11	.273	9-12	.750	1	13	14	1.4	10-0	12	8	1	2	40	4.0	
TOTAL		31-0	309/10.0	30-78	.385	6-25	.240	17-21	.810	5	33	38	1.2	20-0	37	30	2	7	83	2.7	

Single Game Highs

Statistic	Value	
Points	15	vs Kentucky 12/06/20
Rebounds	5	at Nebraska 12/09/20
Assists	5	vs FGCU 12/29/19
Steals	1	7 times
Blocks	1	at Washington 01/05/20, at Florida St. 12/15/20
FG Made	5	vs Kentucky 12/06/20
FG Attempts	6	4 times
3FG Made	2	vs LSU 12/21/19
3FG Attempts	4	vs LSU 12/21/19
FT Made	4	at Washington 01/05/20, vs Kentucky 12/06/20
FT Attempts	4	at Washington 01/05/20, vs Kentucky 12/06/20

USHER, Jordan

				Field Goals		3-Point		F-Throws		Rebounds										Scoring	
SEASON	TEAM	GP-GS	MIN/AVG	FG-FGA	FG%	3FG-FGA	3FG%	FT-FTA	FT%	OFF	DEF	TOT	AVG	PF-FO	AST	TO	BLK	STL	PTS	AVG	
2017-18	USC	36-2	509/14.1	60-135	.444	27-66	.409	24-32	.750	21	50	71	2.0	65-0	34	25	4	18	171	4.8	
2018-19	USC	12-2	290/24.2	38-84	.452	8-28	.286	19-27	.704	10	34	44	3.7	36-1	20	20	3	4	103	8.6	
2019-20	GaTech	23-23	612/26.6	69-171	.404	9-44	.205	41-54	.759	17	84	101	4.4	58-1	49	58	6	18	188	8.2	
2020-21	GaTech	10-10	272/27.2	42-84	.500	13-34	.382	11-18	.611	9	42	51	5.1	30-1	31	21	9	13	108	10.8	
TOTAL FOR GaTech		33-33	884/26.8	111-255	.435	22-78	.282	52-72	.722	26	126	152	4.6	88-2	80	79	15	31	296	9.0	
TOTAL		81-37	1683/20.8	209-474	.441	57-172	.331	95-131	.725	57	210	267	3.3	189-3	134	124	22	53	570	7.0	

Single Game Highs

Statistic	Value	
Points	22	vs CSU Bakersfield 11/25/18, at Santa Clara 12/18/18
Rebounds	10	vs Georgia St. 11/25/20
Assists	6	vs Morehouse 01/28/20, vs NC State 01/25/20, vs Delaware St. 12/20/20
Steals	4	at California 01/04/18, vs Morehouse 01/28/20, vs Delaware St. 12/20/20
Blocks	4	vs Wake Forest 01/03/21
FG Made	8	vs CSU Bakersfield 11/25/18, vs Clemson 01/20/21
FG Attempts	16	vs Vanderbilt 11/11/18
3FG Made	5	vs Clemson 01/20/21
3FG Attempts	9	vs Western Ky. 03/19/18
FT Made	8	at Santa Clara 12/18/18
FT Attempts	8	vs CSU Bakersfield 11/25/18, at Santa Clara 12/18/18, vs Georgia St. 11/25/20



**2020-21 Georgia Tech Men's Basketball
Individual Career Summaries
All games**

Page 9/9
as of Jan 21, 2021

WRIGHT, Moses

SEASON	TEAM	GP-GS	MIN/AVG	Field Goals		3-Point		F-Throws		Rebounds									Scoring	
				FG-FGA	FG%	3FG-FGA	3FG%	FT-FTA	FT%	OFF	DEF	TOT	AVG	PF-FO	AST	TO	BLK	STL	PTS	AVG
2017-18	GaTech	25-10	414/16.6	35-114	.307	2-31	.065	19-35	.543	25	60	85	3.4	42-2	17	29	13	16	91	3.6
2018-19	GaTech	30-21	554/18.5	87-185	.470	5-24	.208	22-45	.489	23	89	112	3.7	37-0	23	34	19	13	201	6.7
2019-20	GaTech	31-31	941/30.4	169-318	.531	7-29	.241	58-94	.617	55	161	216	7.0	96-4	28	82	35	18	403	13.0
2020-21	GaTech	10-10	357/35.7	66-119	.555	6-13	.462	36-53	.679	29	38	67	6.7	27-2	21	14	9	20	174	17.4
TOTAL		96-72	2267/23.6	357-736	.485	20-97	.206	135-227	.595	132	348	480	5.0	202-8	89	159	76	67	869	9.1

Single Game Highs

Statistic	Value	
Points	33	at Syracuse 02/22/20
Rebounds	19	vs Georgia St. 11/25/20
Assists	5	vs Kennesaw St. 12/28/18, vs Wake Forest 01/03/21
Steals	5	vs North Carolina 12/30/20
Blocks	4	vs Pittsburgh 02/20/19
FG Made	14	at Syracuse 02/22/20
FG Attempts	18	vs Notre Dame 03/12/19, vs Georgia St. 11/25/20
3FG Made	2	vs Mercer 11/27/20, vs Clemson 01/20/21
3FG Attempts	4	vs Virginia Tech 02/17/18
FT Made	14	vs Georgia St. 11/25/20
FT Attempts	22	vs Georgia St. 11/25/20



MISCELLANEOUS

Starting Lineups									
Game	Opponent	Result	C	F	G/F	G	G	Lineup#	Record
N25	GEORGIA STATE	L, 120-123 (4ot)	Howard	Wright	Usher	Devoe	Alvarado	1	0-1
N27	MERCER	L, 73-83	Howard	Wright	Usher	Devoe	Alvarado	1	0-2
D6	vs. Kentucky	W, 79-62	Wright	Usher	Devoe	Parham	Alvarado	2	1-0
D9	at Nebraska	W, 75-62	Wright	Usher	Devoe	Parham	Alvarado	2	2-0
D15	at Florida State	L, 61-74	Wright	Usher	Devoe	Parham	Alvarado	2	2-1
D18	FLORIDA A&M	W, 74-64	Wright	Usher	Devoe	Parham	Alvarado	2	3-1
D20	DELAWARE STATE	W, 97-69	Wright	Usher	Devoe	Parham	Alvarado	2	4-1
D23	at UAB	cancelled							
D30	NORTH CAROLINA	W, 72-67	Wright	Usher	Devoe	Parham	Alvarado	2	5-1
J3	WAKE FOREST	W, 70-54	Wright	Usher	Devoe	Parham	Alvarado	2	6-1
J6	at Notre Dame	postponed							
J9	at Louisville	postponed							
J12	PITTSBURGH	postponed							
J16	at NC State	postponed							
J20	CLEMSON	W, 83-65	Wright	Usher	Devoe	Parham	Alvarado	2	7-1
J23	at Virginia								
J26	at Duke								
J30	FLORIDA STATE								
F6	NOTRE DAME								
F10	VIRGINIA								
F13	at Clemson								
F16	BOSTON COLLEGE								
F20	at Miami								
F23	at Virginia Tech								
F27	SYRACUSE								
M2	DUKE								
M5	at Wake Forest								
M9	ACC Tournament								

Specialty Stats (GT/Opp)						
Game	Opponent	Paint	OffTO	2ndCh	FBreak	Bench
N25	GEORGIA STATE	50/64	28/24	30/21	16/34	21/26
N27	MERCER	32/28	12/10	11/8	11/9	14/21
D6	vs. Kentucky	36/20	33/4	3/8	19/7	19/11
D9	at Nebraska	26/28	15/6	12/17	7/6	13/22
D15	at Florida State	26/32	9/13	5/7	4/5	9/20
D18	FLORIDA A&M	34/16	6/13	22/6	10/14	5/22
D20	DELAWARE STATE	46/26	26/10	0/9	30/19	32/44
D23	at UAB	cancelled				
D30	NORTH CAROLINA	24/22	19/10	3/7	15/8	1/29
J3	WAKE FOREST	30/30	26/10	2/6	25/6	11/6
J6	at Notre Dame	postponed				
J9	at Louisville	postponed				
J12	PITTSBURGH	postponed				
J16	at NC State	postponed				
J20	CLEMSON	24/30	30/16	6/9	19/4	10/17
J23	at Virginia					
J26	at Duke					
J30	FLORIDA STATE					
F6	NOTRE DAME					
F10	VIRGINIA					
F13	at Clemson					
F16	BOSTON COLLEGE					
F20	at Miami					
F23	at Virginia Tech					
F27	SYRACUSE					
M2	DUKE					
M5	at Wake Forest					
M9	ACC Tournament					

Miscellaneous

	Opponent	Uniform Color	Tip	Large Lead	Large Deficit	Ties	Lead Changes	GT Led	Opp Led	Game Tied	1st GT Subs	On the Floor at the End
N25	GEORGIA STATE	White	GSU	8	11	17	13	17:58	30:17	12:45	Gigiberia - 16:01/1st	Devoe, Parham, Sturdivant, Usher, Gigiberia
N27	MERCER	White	Mer	2	19	2	2	0:30	37:28	2:02	Parham - 16:37/1st	Alvarado, Devoe, Parham, Usher, Wright
D6	vs. Kentucky	Gold	Ky	20	3	2	8	31:12	5:56	2:52	Moore - 16:12/1st	Alvarado, Parham, Devoe, Sturdivant, Moore
D9	at Nebraska	Navy	Neb	13	6	7	3	15:29	17:55	6:36	Sturdivant, Moore - 14:43/1st	Alvarado, Parham, Sturdivant, Moore, Wright
D15	at Florida State	Navy	FSU	16	3	2	2	2:07	35:43	2:10	Sturdivant, Moore - 14:12/1st	Alvarado, Devoe, Sturdivant, Usher, Gigiberia
D18	FLORIDA A&M	White	GT	17	-	-	-	38:29	-	1:31	Sturdivant, Moore, Gigiberia - 14:53/1st	Alvarado, Devoe, Parham, Usher, Wright
D20	DELAWARE STATE	White	GT	32	1	-	2	37:37	1:32	0:51	Sturdivant, Moore - 13:05-/1st	Boyd, Broadway, James, Medlock, Rice
D23	at UAB	cancelled										
D30	NORTH CAROLINA	Gold*	NC	5	11	4	3	3:55	30:52	5:13	Moore, Howard - 15:14/1st	Alvarado, Devoe, Parham, Usher, Wright
J3	WAKE FOREST	White*	GT	26	2	2	4	37:50	0:56	1:14	Sturdivant - 9:54/1st	Sturdivant, Moore, Didenko, Howard, Gigiberia
J6	at Notre Dame	postponed										
J9	at Louisville	postponed										
J12	PITTSBURGH	postponed										
J16	at NC State	postponed										
J20	CLEMSON	White*	CL	22	3	3	8	33:57	3:35	2:28	Howard - 11:11/1st	Boyd, Broadway, Didenko, James, Medlock
J23	at Virginia											
J26	at Duke											
J30	FLORIDA STATE											
F6	NOTRE DAME											
F10	VIRGINIA											
F13	at Clemson											
F16	BOSTON COLLEGE											
F20	at Miami											
F23	at Virginia Tech											
F27	SYRACUSE											
M2	DUKE											
M5	at Wake Forest											
M9	ACC Tournament											
*alternate gold or white uniform												

ROSTER AT-A-GLANCE

NUMERICAL

No.	Name	Pos.	Ht.	Wt.	Cl.	Exp.	Hometown (High School/College)
0	Michael Devoe	G	6-5	197	Jr.	2VL	Orlando, Fla. (Montverde Academy)
1	Kyle Sturdivant	G	6-2	198	So.	TR	Norcross, Ga. (Norcross HS/Southern California)
2	Saba Gigiberia	C/F	7-1	250	Fr.	HS	Tbilisi, Georgia (Prolific Preparatory School [Napa, Calif.])
3	Bubba Parham	G	5-10	160	Sr.	1VL	Snellville, Ga. (Brookwood HS/VMI)
4	Jordan Usher	G/F	6-7	213	Sr.	1VL	Canton, Ga. (Wheeler HS/Southern California)
5	Moses Wright	F	6-9	233	Sr.	3VL	Raleigh, N.C. (William G. Enloe HS)
10	Jose Alvarado	G	6-0	179	Sr.	3VL	Brooklyn, N.Y. (Christ the King HS)
11	Tristan Maxwell	G	6-2	209	Fr.	HS	Charlotte, N.C. (North Mecklenburg HS)
12	Khalid Moore	F	6-7	200	Jr.	2VL	Briarwood, N.Y. (Archbishop Molloy HS)
13	Coleman Boyd	G	6-1	173	So.	1VL	Smyrna, Ga. (Mt. Bethel Christian Academy)
14	David Didenko	F	6-9	233	Jr.	1VL	Yakutsk, Russia (Boca Raton [Fla.] Community School/Palm Beach State)
23	Jordan Meka	F	6-8	224	Fr.	HS	Yaoundé, Cameroon (Mt. Bethel Christian Academy [Marietta, Ga.])
24	Rodney Howard	F	6-10	241	So.	TR	Ypsilanti, Mich. (Legacy Charter School [Greenville, S.C.]/Georgia)
34	Niko Broadway	G	6-3	195	So.	1VL	Atlanta, Ga. (St. Pius X HS)
35	Jehloni James	F	6-6	180	So.	HS	Sugar Hill, Ga. (Lanier HS)
45	Shaheed Medlock	G	6-5	196	Sr.	3VL	Chicago, Ill. (Ware County HS, Waycross, Ga.)
55	Malachi Rice	G	6-0	186	Sr.	3VL	Indianapolis, Ind. (Brebeuf Jesuit Preparatory School)

ALPHABETICAL

No.	Name	Pos.	Ht.	Wt.	Cl.	Exp.	Hometown (High School/College)
10	Jose Alvarado	G	6-0	179	Sr.	3VL	Brooklyn, N.Y. (Christ the King HS)
13	Coleman Boyd	G	6-1	173	So.	1VL	Smyrna, Ga. (Mt. Bethel Christian Academy)
34	Niko Broadway	G	6-3	195	So.	1VL	Atlanta, Ga. (St. Pius X HS)
0	Michael Devoe	G	6-5	197	Jr.	2VL	Orlando, Fla. (Montverde Academy)
14	David Didenko	F	6-9	233	Jr.	1VL	Yakutsk, Russia (Boca Raton [Fla.] Community School/Palm Beach State)
2	Saba Gigiberia	C/F	7-1	250	Fr.	HS	Tbilisi, Georgia (Prolific Preparatory School [Napa, Calif.])
24	Rodney Howard	F	6-10	241	So.	TR	Ypsilanti, Mich. (Legacy Charter School [Greenville, S.C.]/Georgia)
35	Jehloni James	F	6-6	180	So.	HS	Sugar Hill, Ga. (Lanier HS)
11	Tristan Maxwell	G	6-2	209	Fr.	HS	Charlotte, N.C. (North Mecklenburg HS)
45	Shaheed Medlock	G	6-5	196	Sr.	3VL	Chicago, Ill. (Ware County HS, Waycross, Ga.)
23	Jordan Meka	F	6-8	224	Fr.	HS	Yaoundé, Cameroon (Mt. Bethel Christian Academy [Marietta, Ga.])
12	Khalid Moore	F	6-7	200	Jr.	2VL	Briarwood, N.Y. (Archbishop Molloy HS)
3	Bubba Parham	G	5-10	160	Sr.	1VL	Snellville, Ga. (Brookwood HS/VMI)
55	Malachi Rice	G	6-0	186	Sr.	3VL	Indianapolis, Ind. (Brebeuf Jesuit Preparatory School)
1	Kyle Sturdivant	G	6-2	198	So.	TR	Norcross, Ga. (Norcross HS/Southern California)
4	Jordan Usher	G/F	6-7	213	Sr.	1VL	Canton, Ga. (Wheeler HS/Southern California)
5	Moses Wright	F	6-9	233	Sr.	3VL	Raleigh, N.C. (William G. Enloe HS)

Head Coach: Josh Pastner (Arizona, 1997), 5th season

Associate Head Coach: Eric Reveno (Stanford, 1989), 5th season

Assistant Coach: Julian Swartz (Carroll College, 2005), 5th season

Assistant Coach: Anthony Wilkins (Kent State, 2013), 3rd season

Director of Operations: Tyler Benson (St. Bonaventure, 2009), 5th season

Associate Director of Player Personnel: B.J. Elder (Georgia Tech, 2014), 2nd season

Director of Scouting: Hayden Sheridan (Arizona, 2016), 3rd season

Player Development Coach: Dr. Dan Taylor (Franklin Pierce, 2002), 5th season

Athletic Trainer: Richard Stewart (Salisbury, 2005), 14th season

Pronunciations

Jose Alvarado	AL-vuh-ROD-oh
David Didenko	duh-DENK-oh
Saba Gigiberia	SOB-uh GEE-GEE-buh-REE-uh (hard G)
Jordan Meka	MECK-uh
Khalid Moore	kuh-LEED
Bubba Parham	PAR-um
Eric Reveno	REV-uh-no
Malachi Rice	MAL-uh-kye

BY CLASS

Sophomore: Coleman Boyd, Niko Broadway, Rodney Howard, Jehloni James, Kyle Sturdivant

Juniors: Michael Devoe, David Didenko, Khalid Moore

Seniors: Jose Alvarado, Shaheed Medlock, Bubba Parham, Malachi Rice, Jordan Usher, Moses Wright

Freshmen: Saba Gigiberia, Tristan Maxwell, Jordan Meka

BY STATE/COUNTRY

Cameroon: Jordan Meka (by way of Marietta, Ga.)

Florida: Michael Devoe

Georgia: Coleman Boyd, Niko Broadway, Rodney Howard, Jehloni James, Bubba Parham, Kyle Sturdivant, Jordan Usher

Georgia (Republic of): Saba Gigiberia

Illinois: Shaheed Medlock

Indiana: Malachi Rice

New York: Jose Alvarado, Khalid Moore

North Carolina: Tristan Maxwell, Moses Wright

Russia: David Didenko (by way of Florida)

BY MAJOR

Aerospace Engineering: Jehloni James, Kyle Sturdivant

Business Administration: Coleman Boyd, Michael Devoe, David Didenko, Tristan Maxwell, Shaheed Medlock, Jordan Meka, Khalid Moore, Malachi Rice, Jordan Usher, Moses Wright

History, Technology & Society: Bubba Parham

Industrial Design: Saba Gigiberia

Industrial Engineering: Niko Broadway

Literature, Media & Communication: Jose Alvarado

Public Policy: Rodney Howard

BY HEIGHT

5-10	Bubba Parham
6-0	Jose Alvarado, Malachi Rice
6-1	Coleman Boyd
6-2	Tristan Maxwell, Kyle Sturdivant
6-3	Niko Broadway
6-5	Michael Devoe, Shaheed Medlock
6-6	Jehloni James
6-7	Khalid Moore, Jordan Usher
6-8	Jordan Meka
6-9	David Didenko, Moses Wright
6-10	Rodney Howard
7-1	Saba Gigiberia

RADIO/TV ROSTER



Jose Alvarado
G • 6-0 • Sr.

10



Coleman Boyd
G • 6-1 • So.

13



Niko Broadway
G • 6-3 • So.

34




Michael Devoe
G • 6-5 • Jr.

0




David Didenko
F • 6-9 • Jr.

14



Saba Gigiberia
C • 7-1 • Fr.

2



Rodney Howard
F • 6-10 • So.

24



Jehloni James
F • 6-6 • So.

35



Tristan Maxwell
G • 6-2 • Fr.

11



Shaheed Medlock
G • 6-5 • Sr.

45




Jordan Meka
F • 6-8 • Fr.

23




Khalid Moore
F • 6-7 • Jr.

12




Bubba Parham
G • 5-10 • Sr.

11



Malachi Rice
G • 6-0 • Sr.

55




Kyle Sturdivant
G • 6-2 • So.

1



Jordan Usher
G/F • 6-7 • Sr.

4



Moses Wright
F • 6-9 • Sr.

5



Josh Pastner
Head Coach



Eric Reveno
Associate Head Coach



Julian Swartz
Assistant Coach



Anthony Wilkins
Assistant Coach



Tyler Benson
Director of Operations



B.J. Elder
Director of Player Personnel



Hayden Sheridan
Director of Scouting

RADIO/TV CHEAT SHEET



0

MICHAEL DEVOE**Guard • 6-5 • 197 • Junior • Orlando, Fla.**

Yr	GP/GS	PPG	RPG	APG	FG%	3FG%	FT%
2020-21	10/10	15.0	4.8	3.5	.453	.419	.720
Season Highs		Pts: 24	Reb: 13	Ast: 8	Min: 47:36		
Last Game:	22 pts, 8-12 FG, 6-7 3pt FG, 6 ast, 3 stl in 37:07 vs. Clemson						

Notes

- Tech's top scorer in ACC games (No. 1 in ACC), 20 ppg, 53.8% FG, 53.3% 3pt FG (No. 2), No. 1 3pt FG made
- Scored 21 at FSU, 20 vs. UNC, 17 vs. WF, 22 vs. Clemson (6-7 3pt FG)
- Currently No. 13 in ACC in scoring avg. overall, No. 2 in 3pt FG made (2.60 per game)
- First double-double vs. GSU (29 pts, 13 reb), 12 games of 20 or more points in his career



1

KYLE STURDIVANT**Guard • 6-2 • 198 • Sophomore • Norcross, Ga.**

Yr	GP/GS	PPG	RPG	APG	FG%	3FG%	FT%
2020-21	10/0	4.0	1.4	1.2	.438	.273	.750
Season Highs		Pts: 15	Reb: 5	Ast: 3	Min: 29:43		
Last Game:	7 pts, 2-4 FG 1-2 3pt FG, 2 ast in 16:25 vs. Clemson						

Notes

- Transfer from Southern California, has three years of eligibility at Tech beginning this season
- Played in every game this season, scored 15 pts (5-6 FG), 3 ast vs. Kentucky, 7 pts each (5-9 FG) vs. WF & CL
- Season-high 11 pts (4-6 FG) vs. Marquette as freshman at USC; had 25 assists over 22 turnovers
- First alumnus of Norcross (Ga.) HS to attend Tech since Gani Lawal (2007-10)




2

SABA GIGIBERIA**Center • 7-1 • 250 • Freshman • Tbilisi, Georgia**

Yr	GP/GS	PPG	RPG	BK/G	FG%	3FG%	FT%
2020-21	6/0	1.2	2.2	0.0	.333	.500	.000
Season Highs		Pts: 3	Reb: 6	Ast: 1	Min: 10:01		
Last Game:	3 pts, 1-1 3pt FG in 1:14 vs. Clemson						

Notes

- Four-star post prospect originally from the Republic of Georgia, played in 6 games this season
- Played two years of HS basketball in the United States., senior year at Prolific Prep in Napa, Calif.
- Ranked as high as No. 72 nationally (247Sports) and No. 14 at his position
- Has a 7-foot-4 wingspan



3

BUBBA PARHAM**Guard • 5-10 • 160 • Senior • Snellville, Ga.**

Yr	GP/GS	PPG	RPG	APG	FG%	3FG%	FT%
2020-21	10/8	8.8	3.5	2.4	.411	.320	.706
Season Highs		Pts: 17	Reb: 8	Ast: 5	Min: 46:44		
Last Game:	1 pts, 0-3 FG, 2 reb, 3 ast in 38:47 vs. Clemson (+22)						

Notes

- Has 10 career double-digit games, including 4 this season; GT career high 17 pts vs. Kentucky with 5 assists
- Started last 8 games this season (14 for his Tech career)
- Has turned the ball over just six times all season, 24 assists
- Former All-SoCon performer at VMI, has 1,372 career points, 216 career 3pt FG



4

JORDAN USHER**Guard/Forward • 6-7 • 213 • Senior • Canton, Ga.**

Yr	GP/GS	PPG	RPG	APG	FG%	3FG%	FT%
2020-21	10/10	10.8	5.1	3.1	.500	.382	.611
Season Highs		Pts: 21	Reb: 10	Ast: 8	Min: 39:29		
Last Game:	21 pts, 8-12 FG, 5-8 3pt FG, 4 reb, 3 ast in 27:56 vs. Clem						

Notes

- Transfer from USC at mid-season last year, started all 33 games since becoming eligible
- Has reached double figures in points in 15 games at Tech, including seven this season
- Notched first career double-double vs. Georgia State (15 pts, 11 reb), scored 21 (5-8 3pt FG) vs. Clemson
- Tech is 10-5 when he scores in double figures



5

MOSES WRIGHT**Forward • 6-9 • 233 • Senior • Raleigh, N.C.**

Yr	GP/GS	PPG	RPG	APG	FG%	3FG%	FT%
2020-21	10/10	17.4	6.7	2.1	.555	.462	.679
Season Highs		Pts: 31	Reb: 19	Ast: 5	Min: 53:51		
Last Game:	21 pts, 9-15 FG, 2-2 3pt FG, 3 reb, 3 ast in 38:11 vs. Clem						

Notes

- No. 5 in ACC in scoring average, No. 14 in rebound average, No. 4 in FG pct., No. 4 steals, No. 4 minutes
- Flive 20-point games this season (31 vs. Georgia State, 20 vs. Mercer, 21 vs. Kentucky, 24 vs. FAMU, 21 vs. Clem)
- 8 double-doubles for his career, 2 30-point games (33 pts at Syracuse last yr, 31 vs. Georgia St. this yr)
- In ACC games: 12.3 ppg, 4.3 rpg, 2.3 apg, 2.8 spg, 50% FG, 64.3% FT



10

JOSE ALVARADO**Guard • 6-0 • 179 • Senior • Brooklyn, N.Y.**

Yr	GP/GS	PPG	RPG	APG	FG%	3FG%	FT%
2020-21	10/10	17.1	3.7	3.8	.522	.388	.850
Season Highs		Pts: 29	Reb: 10	Ast: 7	Min: 58:22		
Last Game:	8 pts, 3-7 FG, 1-5 3pt FG, 4 ast, 5 stl in 33:41 vs. Clemson						

Notes

- Preseason All-ACC 2nd team; ACC Player of the Week after scoring 45 pts combined vs. UNC, WF
- No. 6 in ACC scoring, No. 6 FG%, No. 5 assists, No. 10 A/T O ratio, No. 2 steals, No. 2 FT%, No. 3 minutes
- Five 20-point games this season, including each of last 3 games (29 vs. Delaware St., 20 vs. UNC, 25 vs. WF)
- In ACC games: 15.0 ppg, 4.0 rpg, 3.5 apg, 2.8 spg, 60.5% FG, 33.3% 3pt FG, 75% FT



11

TRISTAN MAXWELL**Guard • 6-2 • 209 • Freshman • Charlotte, N.C.**

Yr	GP/GS	PPG	RPG	APG	FG%	3FG%	FT%
2020-21	1/0	3.0	0.0	0.0	.000	.000	1.000
Season Highs		Pts: 3	Reb: 0	Ast: 0	Min: 8:12		
Last Game:	DNP vs. Clemson						

Notes

- Consensus North Carolina state high school player of the year as a senior (out with right foot injury)
- Led North Mecklenburg HS to the state championship game, which was never held due to Covid-19
- North Mecklenburg's all-time leading scorer (2,253), NC HS record for 3pt FG (331)
- Led North Mecklenburg to 104-12 record in his four years on the varsity team



12

KHALID MOORE**Forward • 6-7 • 200 • Junior • Briarwood, N.Y.**

Yr	GP/GS	PPG	RPG	APG	FG%	3FG%	FT%
2020-21	9/0	5.0	3.7	0.9	.351	.278	.636
Season Highs		Pts: 11	Reb: 8	Ast: 4	Min: 32:36		
Last Game:	DNP vs. Clemson						

Notes

- Versatile player who does a little of everything, started 12 games last season, 22 during his career
- Scored season high 11 pts (5-7 FG), 8 reb at Nebraska, 11 pts (2-2 3pt FG) vs. Delaware State (7.3 ppg last 4g)
- Played in all but one ACC game during his career, starting nine
- Attended alma mater of legendary Tech guard Kenny Anderson, played on same AAU team as Jose Alvarado



14

DAVID DIDENKO**Forward • 6-9 • 233 • Junior • Yakutsk, Russia**

Yr	GP/GS	PPG	RPG	APG	FG%	3FG%	FT%
2020-21	3/0	0.0	0.3	0.0	.000	.000	.000
Season Highs		Pts: 0	Reb: 1	Ast: 0	Min: 2:15		
Last Game:	0 pts, 0 reb in 1:04 vs. Clemson						

Notes

- Transferred from Palm Beach State CC in Florida with two years of eligibility remaining at Tech
- Native of Yakutsk, Russia, emigrated to the United States in 2010, attended HS in Boca Raton
- Played in six games in 2019-20, three this season
- Scored his first points at Tech vs. Morehouse on a 3-pointer, grabbed 3 rebounds



23

JORDAN MEKE**Forward • 6-8 • 224 • Freshman • Yaoundé, Cameroon**

Yr	GP/GS	PPG	RPG	APG	FG%	3FG%	FT%
2020-21	1/0	0.0	1.0	0.0	.000	.000	.000
Season Highs		Pts: 0	Reb: 0	Ast: 0	Min: 0		
Last Game:	DNP vs. Clemson (injured)						

Notes

- Spent all four years of HS at Mt. Bethel Christian Academy in Kennesaw, Ga. (out with back injury)
- Four-time all-state and all-Atlanta metro performer who set school records for points, rebounds, blocked shots
- Led Mt. Bethel to two Georgia Independent Christian Athletic Association state titles, one trip to class A semifinals
- Has 7-foot-1 wingspan



24

RODNEY HOWARD**Forward • 6-10 • 241 • Sophomore • Ypsilanti, Mich.**

Yr	GP/GS	PPG	RPG	BK/G	FG%	3FG%	FT%
2020-21	7/2	1.9	1.0	0.3	.417	.000	.600
Season Highs		Pts: 7	Reb: 4	Blk: 1	Min: 13:52		
Last Game:	0 pts, 0 reb, last in 3:34 vs. Clemson						

Notes

- Transfer from Georgia, has three years of eligibility at Tech beginning this season; played in 7 games this season
- Played in 24 games with two starts at UGA, finished 2nd on team in blocked shots (15) despite limited minutes
- Season-high 6 boards vs. South Carolina, double-digit minutes vs. South Carolina and LSU in SEC play
- Born in Michigan, attended HS in Georgia until senior year (Legacy Charter in S.C.)