



GEORGIA TECH BASKETBALL 2020-21

ACC Champions 1985, 1990, 1993 • Final Four 1990, 2004 • 16 NCAA Tournament appearances

2020-21 Schedule/Results

N25	GEORGIA STATE	RSN	L, 120-123 (4 ot)
N27	MERCER	RSN	L, 73-83
D6	vs. Kentucky# (20/na)	ESPN	W, 79-62
D9	at Nebraska+	ESPN2	W, 75-64
D15	at Florida State (15/15)	ACCN	L, 61-74
D18	FLORIDA A&M	RSN	W, 74-64
D20	DELAWARE STATE	ACCN	W, 97-69
D23	at UAB	CBSSN	cancelled
D30	NORTH CAROLINA (rv/rv)	RSN	W, 72-67
J3	WAKE FOREST	ACCN	W, 70-54
J6	at Notre Dame	RSN	7 p.m.
J9	at Louisville (rv/25)	ACCN	4 p.m.
J12	PITTSBURGH	ACCN	5 p.m.
J16	at NC State (rv/rv)	RSN	2 p.m.
J20	CLEMSON (19/18)	RSN	7 p.m.
J23	at Virginia (22/21)	ACCN	8 p.m.
J26	at Duke (21/24)	ESPN	9 p.m.
J30	FLORIDA STATE (18/19)	ACCN	4 p.m.
F6	NOTRE DAME	ACCN	8 p.m.
F10	VIRGINIA (22/21)	RSN	7 p.m.
F13	at Clemson (19/18)	ACCN	4 p.m.
F16	BOSTON COLLEGE	ACCN	8 p.m.
F20	at Miami	RSN	12 p.m.
F23	at Virginia Tech (19/20)	RSN	7 p.m.
F27	SYRACUSE	ESPN/ESPN2	12 p.m.
M2	DUKE (21/24)	ESPN/ESPN2	7 p.m.
M5	at Wake Forest	ACCN	8 p.m.
M9-13	ACC Tournament (Greensboro, N.C.)		

#Holiday Hoops giving (State Farm Arena, Atlanta, Ga.); +ACC/Big Ten Challenge

All times Eastern; home games in ALL CAPS

(AP/coaches) - rankings in AP/coaches polls at time of game, current rankings for upcoming games (rv=receiving votes)

TV: RSN (Fox Sports South)

Play-by-play	Evan Lepler
Analyst	Brian Oliver

RADIO: Learfield IMG College/WCCN-Radio

Play-by-play	Andy Demetra
Analyst	Randy Waters
Engineer	Miller Pope
In Atlanta	680 AM, 93.7 FM
National/SiriusXM	Ch. 383 Internet 973
Online	GT Gameday App, Ramblinwreck.com
TuneIn	buzz.gt/LiveTuneIn

COMMUNICATIONS

GTMBB contact	Mike Stamus
Phone	404-894-5445 (ofc), 404-218-9723 (cell)
E-mail	mstamus@athletics.gatech.edu

SOCIAL MEDIA: #TogetherWeSwarm

Official Twitter	@GTMBB / @GTJoshPastner
Facebook	gtmensbasketball
Instagram	gtmensbasketball

GEORGIA TECH (6-3, 2-1 ACC) vs. NOTRE DAME (3-6, 0-3 ACC)

Game 10 • January 6, 2021 • 7 p.m. EST

Tech Travels to Notre Dame

Looking for its fifth straight win and first on the road in Atlantic Coast Conference play, Georgia Tech travels to face Notre Dame for a 7 p.m. tip Wednesday night at Purcell Pavilion in South Bend, Ind.

The Yellow Jackets (6-3, 1-1 ACC) have won six of their last seven games following an 0-2 start, including homecourt wins over North Carolina (72-67) and Wake Forest (70-54) in the last week. Tech downed Florida A&M (74-64) and Delaware State (97-69) the weekend before Christmas, and also knocked off No. 20 Kentucky (79-62) at State Farm Arena and Nebraska (75-64) on the road before dropping its ACC opener Dec. 15 at No. 15 Florida State (74-61).

The Fighting Irish (3-6, 0-3 ACC), in their 18th season under head coach Mike Brey, has lost four of their last five games, including tight losses to Duke (75-65) and Virginia (66-57) at home and a one-point defeat at North Carolina (66-65) in conference play. Notre Dame has also suffered close losses to Michigan State (80-70) and Ohio State (90-85), but earned a road win over Kentucky (64-63) on Dec. 12.

Wednesday's game will be televised nationally on the ACC's Regional Sports Network (Fox Sports South in Georgia) and will be streamed live on the ESPN app. Radio coverage is provided by the Georgia Tech Sports Network by Learfield IMG

GAME INFORMATION

Event site	Purcell Pavilion, South Bend, Ind.
Series vs. Notre Dame	Notre Dame leads, 12-11
In South Bend	Notre Dame leads, 9-2
Last meeting	2/1/2020 - Notre Dame won 80-72 in South Bend

GEORGIA TECH YELLOW JACKETS

Rankings (AP/coaches/KenPom/NET)	nr nr 70 95
Record breakdown	4-2 home 1-1 road 1-0 neutral
Head coach	Josh Pastner (Arizona, 1997)
Career record/at GT	238-143! (12th yr) 71-70! (5th yr)
Pastner vs. Notre Dame	3-6
Next game	Jan. 9 at Louisville

! On-court record - 22 wins and 1 loss vacated by NCAA Committee on Infractions

NOTRE DAME FIGHTING IRISH

Rankings (AP/coaches/KenPom/NET)	nr nr 88 169
Record breakdown	2-3 home 1-2 road 0-1 neutral
Head coach	Mike Brey (George Washington, 1982)
Career record/at ND	539-291 (26th yr) 440-239 (21st yr)
Brey vs. Tech	10-6
Next game	Jan. 10 at Virginia Tech

ROSTER AT-A-GLANCE (#indicates last game starters)

10	Jose Alvarado#	G	6-0	179	Jr.	Brooklyn, N.Y.	17.3 ppg....3.0 apg	> Preseason 2nd team All-ACC; No. 6 ACC in scoring, No. 7 in FG%, No. 10 in assists, No. 6 in FT%
34	Niko Broadway	G	6-3	180	Fr.	Atlanta, Ga.	0.0 ppg....0.0 rpg	> Non-scholarship player in his 2nd year with the program, scored first collegiate points vs. Morehouse last 1/28
13	Coleman Boyd	G	6-1	173	Fr.	Smyrna, Ga.	0.0 ppg....0.0 apg	> Non-scholarship player in his 2nd year with the program, scored first collegiate points vs. Hawai'i last 12/25
0	Michael Devoe#	G	6-5	193	So.	Orlando, Fla.	13.9 ppg....3.5 apg	> Double figures in 6 of 8 games this season, No. 18 in ACC in scoring; 14.6 ppg last 5 games (26-of-51 FG)
14	David Didenko	F	6-9	232	So.	Yakutsk, Russia	0.0 ppg....1.0 rpg	> Signed with Tech out of Palm Beach State Community College, played in 6 games last season
2	Saba Gigiberia	C	7-1	250	Fr.	Tbilisi, Georgia	0.7 ppg....2.0 rpg	> Four-star prospect played senior year at Prolific Prep Academy in Napa, Calif., played in 4 games
24	Rodney Howard	F	6-10	241	So.	Ypsilanti, Mich.	2.6 ppg....1.2 rpg	> Transfer from Georgia eligible immediately, played in 5 games; 6 pts, 4 reb vs. Mercer; 7 pts vs. Delaware State
35	Jehloni James	F	6-8	180	So.	Sugar Hill, Ga.	0.0 ppg....1.0 rpg	> Non-scholarship forward in his 2nd year with the program, played in 1 game last season
11	Tristan Maxwell	G	6-2	209	Fr.	Huntersville, N.C.	3.0 ppg....0.0 rpg	> Consensus N.C. state player of the year; all-time leading scorer and 3-pt shooter at North Mecklenburg HS
45	Shaheed Medlock	G	6-5	196	Sr.	Chicago, Ill.	2.0 ppg....0.0 rpg	> Non-scholarship player in his third year with the program, played in 3 games last season
23	Jordan Meka	F	6-8	224	Fr.	Yaoundé, Cameroon	0.0 ppg....1.0 rpg	> Multi-year all-state performer at Mt. Bethel Christian Acad. (Marietta, Ga.); holds school records in pts, rebs, blks
12	Khalid Moore	F	6-7	203	So.	Briarwood, N.Y.	5.1 ppg....3.8 rpg	> Avg. 6.0 ppg (10-20 FG), 5.3 rpg, total 6 ast and 5 steals last 5 games; season-high 11 pts/8 reb at Nebraska
3	Bubba Parham#	G	5-10	160	Jr.	Snellville, Ga.	9.9 ppg....2.3 apg	> Scored in double digits in 4 of 8 games; 2nd on team in 3pt attempts (14-of-43)
55	Malachi Rice	G	6-0	186	Jr.	Indianapolis, Ind.	3.0 ppg....0.0 rpg	> Non-scholarship player in his 4th year with the program, played in 1 game last season
1	Kyle Sturdivant	G	6-2	198	So.	Norcross, Ga.	3.3 ppg....1.3 apg	> Transfer from Southern California; season-high 15 points (5-6 FG, 4-4 FT) vs. Kentucky
4	Jordan Usher#	G/F	6-7	220	Jr.	Canton, Ga.	10.8 ppg....4.9 rpg	> Double-figure scoring in 6 of 8 games; shooting 49.3% from floor, 2.9 apg
5	Moses Wright#	F	6-9	230	Jr.	Raleigh, N.C.	18.1 ppg....7.1 rpg	> No. 3 in the ACC in scoring, No. 9 rebounding, No. 3 FG% (54.6); scored 20 or more in 4 games this season

TECH NOTEBOOK

Tech Team Statistics

Category	2020-21	#ACC	*NCAA
Scoring offense	80.1	3	62
Scoring defense	73.3	13	241
Scoring margin	+6.8	9	123
Field goal pct.	.467	5	87
Field goal pct. def.	.448	14	247
3-pt FG pct.	.340	7	157
3-pt FG made	8.1	6	104
3-pt FG pct. def.	.364	14	276
3-pt FG allowed	8.0	--	--
Free throw pct.	.716	7	130
FT made	15.1	2	79
Rebound average	34.9	9	220
Rebound margin	-0.2	12	212
O-Reb per game	9.1	11	221
D-Reb per game	25.8	10	205
Assists per game	16.6	2	48
Assist/TO ratio	1.4	2	43
Turnover margin	+3.9	5	44
Turnovers per game	12.2	3	73
Turnovers forced	16.1	5	70
Blocks per game	2.9	13	212
Steals per game	9.1	4	30
Personal fouls per game	17.2	6	119

#ACC rankings through games of Jan. 3

*NCAA rankings (357 teams ranked) through end of regular season

Games Started

Player	Consec.	2020-21	Career	Conf.
Jose Alvarado	10	9	87	51
Michael Devoe	18	9	60	42
David Didenko	-	-	-	-
Saba Gigiberia	-	-	-	-
Rodney Howard	-	2	4	-
Tristan Maxwell	-	-	-	-
Jordan Meka	-	-	-	-
Khalid Moore	-	-	22	10
Bubba Parham	7	7	75	40
Kyle Sturdivant	-	-	-	-
Jordan Usher	32	9	36	23
Moses Wright	47	9	71	38

*includes starts at previous school

Career ACC includes ACC Tournament starts

Non-Conference Breakdown

Team	Conf.	Record	Conf.	KP	NET
Delaware State	MEAC	0-5	0-0	353	336
Florida A&M	MEAC	1-6	0-0	277	213
Georgia State	Sun Belt	7-2	1-1	107	71
Kentucky	SEC	2-6	1-0	49	144
Mercer	SoCon	7-3	0-2	156	89
Nebraska	Big Ten	4-7	0-4	116	186
GT strength of schedule rank (2020-21)				136	-
GT NC strength of schedule rank (2020-21)				221	-

KP - KenPom.com, NET - NCAA NET rankings

Through games of Jan. 3

College, with flagship station WCNN-Radio (680 AM, 93.7 FM) in Atlanta. The Tech broadcast can be heard on SiriusXM Ch. 383 (internet Ch. 973) and the TuneIn app.

The Tipoff

• **Drive for five** - A win over Notre Dame would be Tech's fifth in a row, which would be the longest winning streak under head coach Josh Pastner. The Jackets have not won as many as five in a row since the 2012-13 season (six straight in December of that season).

• **Channeling Lethal Weapon 3** - A win Wednesday over Notre Dame would be Georgia Tech's first at Purcell Pavilion since 1990. The Jackets have lost seven in a row there since the Fighting Irish joined the ACC.

• **Jose can you see** - Senior guard Jose Alvarado was named ACC Player of the Week Monday after averaging 22.5 points in leading the Yellow Jackets to a pair of ACC victories last week against North Carolina and Wake Forest. Alvarado also averaged 5.5 rebounds and 4.5 assists in the two games, while hitting 17-of-24 from the floor, 3-of-7 from three-point range and 8-of-10 from the foul line.

• **Making their points** - Tech ranks third in the ACC in scoring average (80.11 points per game), an average bolstered by a 123-120, four-overtime loss to Georgia State in its season opener. However, the Jackets scored 77 in regulation of that game, and have scored more than 70 points in eight games this season, including 97 against Delaware State, a high for a regulation game under Pastner.

• **Balance** - Three Tech starters are averaging in double figure points for the season, with Jordan Usher and Bubba Parham just under double digits at 9.7 ppg.

• **Dynamic duo** - Michael Devoe and Jose Alvarado are averaging 19.3 and 17.3 points per game in ACC games, ranking fifth and ninth, respectively. They have shot 56.3 percent from the floor combined (40-of-71) and 42.4 percent (14-of-33) from three-point range.

• **Triple threat** - Jose Alvarado, Michael Devoe and Bubba Parham have hit 29-of-64 collectively (45.3 percent) from three-point in Tech's last four games, and are 19-of-44 (43.2 percent) against the ACC.

• **Top of the heap** - The three highest scoring games by individuals in the ACC this season belong to Georgia Tech players - Moses Wright (31 points) vs. Georgia State and Jose Alvarado (29 points each vs. Georgia State and Delaware State).

• **Small ball** - Tech moved 6-9 senior Moses Wright, who has played the "4" position most of his career, into the "5" spot and started 5-10 senior Bubba Parham against Kentucky. The re-alignment has worked as the Jackets have shot 49.3 percent from the floor, hit 8.3 three-point field goals per game (36.5 percent), turned the ball over just 73 times and forced 115 in its last seven games. Tech also has assisted on 63 percent of its field goals in that stretch.

• **Size doesn't matter** - Since going to its small starting lineup, Tech has seen only six of its shots blocked after having 13 swatted away in its first two games. At the time of Tech's meetings with them, Kentucky ranked No. 4, Nebraska No. 28, FSU No. 1 and North Carolina No. 8 in average height, according to KenPom.com. The Jackets rank No. 275.

• **Ball security** - The Jackets rank second in the ACC and No. 43 nationally in assist/turnover ratio (1.35), and they rank No. 5 in the ACC and No. 44 nationally in turnover margin (plus-3.9). Only two ACC teams have turned the ball over fewer times per game than has Tech (12.2). Six of Tech's top seven scorers have positive assist/turnover ratios.

• **Minutemen** - Tech has three of the top 13 players in the ACC in average minutes played (Jose Alvarado, Moses Wright, Michael Devoe), while Bubba Parham ranks inside the top 20.

• **Wildcattin'** - Tech and Notre Dame have one common non-conference opponent this season - Kentucky. The Yellow Jackets downed the Wildcats, 79-62, on Dec. 6 at State Farm Arena, while the Fighting Irish defeated Kentucky in Lexington,

Series vs. Notre Dame

Georgia Tech trails, 11-12

Home: 8-2, Away: 2-9, Neutral: 1-1

All Home Games: 8-2

At McCamish Pavilion: 4-2

At AMC: 3-0

In Atlanta: 8-2

All Road Games: 2-9

At Purcell Pavilion/Joyce Center: 1-8

As ACC members: 5-10

In the ACC Tournament: 0-1

All Neutral Games: 1-0

Under Roy Mundorff: 0-1

Under Whack Hyder: 3-1

Under Dwane Morrison: 1-7

Under Bobby Cremins: 2-0

Under Paul Hewitt: 1-0

Under Brian Gregory: 2-4

Under Josh Pastner: 3-6

Vs. Mike Brey: 6-10

Vs. Digger Phelps: 3-0

Longest Winning Streak: 5 games (1972-2014)

Longest Losing Streak: 4 games (2014-16, 2019-present)

Most Points Scored: 102 on 2-4-1967

Fewest Points Scored: 42 on 2-22-1941

Most Points Allowed: 87 on 2-4-1967

Fewest Points Allowed: 53 on 2-22-1941

Largest Margin of Victory: 20 in 1-17-1972

Largest Margin of Defeat: 19 on 1-30-1969

Series Results

2-22-1941a	L	42- 53
2-5-1966a	W	75- 61
2-4-1967h10	W	102- 87
1-30-1969nr/16	a	52- 71
1-17-1972h10	W	82- 62
2-25-1989h10	W	90- 80
2-24-1990 (ot)8/6	a	88- 80
11-19-2007n1	W	70- 69
1-11-2014h15	W	74- 69
2-26-2014a	L	62- 65
1-3-2015 (2 ot)14/13	a	76- 83
1-14-201512/12	h15	L 59- 62
1-13-2016a	L	64- 72
2-20-201619/18	h15	W 63- 62
1-28-201714/12	h15	! 62- 60
2-26-201721/17	a	L 60- 64
12-30-2017a	L	59- 68
1-10-2018n/25	h15	W 60- 63
1-22-2019h15	W	63- 61
2-10-2019a	L	59- 69
3-12-2019n2	L	71- 78
1-15-2020h15	L	74- 78
2-1-2020a	L	72- 80

n1-Paradise Jam (St. Thomas, U.S. Virgin Islands); n2-ACC Tournament (Spectrum Center, Charlotte, N.C.)

TECH NOTEBOOK

Just Georgia Tech, please...

The Georgia Institute of Technology is the official title, but Georgia Tech will work fine, or just Tech (unless you're in Virginia or Texas). We would appreciate it if you would use our name in those ways. Georgia Tech University is incorrect. Thank you.

Georgia Tech Quick Facts

Official Name: Georgia Institute of Technology
Location: Atlanta, Ga.
Enrollment: 35,000
Founded: 1885
Colors: Old Gold and White
Nickname: Yellow Jackets, Ramblin' Wreck
Mascot: Buzz (Yellow Jacket)
Fight Songs: Ramblin' Wreck, White and Gold
Conference: Atlantic Coast (ACC)
Home Arena: McCamish Pavilion (capacity 8,600)
President: Dr. Angel Cabrera
Director of Athletics: Todd Stansbury
Faculty Rep. for Athletics: Dr. Baratunde Cola
Head Coach: Josh Pastner (Arizona, 1997)
Record at Tech: 71-70 ! (5th season)
Overall: 238-143 ! (12th season)
ACC Regular Season: 33-44 !
ACC Tournament: 0-3
NCAA Tournament: 2-4
Associate Head Coach: Eric Reveno (Stanford, 1989), 5th season
Assistant Coach: Julian Swartz (Carroll College, 2005), 5th season
Assistant Coach: Anthony Wilkins (Kent State, 2013), 3rd season
Assoc. Dir. of Player Personnel: B.J. Elder (Georgia Tech, 2014)
Director of Operations: Tyler Benson (St. Bonaventure, 2009)
Director of Scouting: Hayden Sheridan (Arizona, 2016)
Player Development Coach: Dr. Dan Taylor (Franklin Pierce, 2002)
Athletic Trainer: Richard Stewart (Salisbury, 2005)
<i>! On-court record (Georgia Tech had 22 wins and one loss during the 2016-17 and 2017-18 seasons vacated by the NCAA's Committee on Infractions.)</i>

Basketball History

105th season: 1st game, Feb. 17, 1906 vs. Auburn
All-time Record: 1,399-1,261 !
Winning/Losing/500 Seasons: 53 / 47 / 4
NCAA Appearances (16): 23-16 record
1960, 1985, 1986, 1987, 1988, 1989, 1990, 1991, 1992, 1993, 1996, 2001, 2004, 2005, 2007, 2010
Final Fours (2): 1990, 2004
NIT Appearances (8): 10-8 record
1970, 1971, 1984, 1994, 1998, 1999, 2003, 2016
ACC Championships (3): 1985, 1990, 1993
ACC Regular-Season Titles (2): 1985 (tie), 1996
ACC Regular-Season Record (41st season): 267-386 !
ACC Tournament Record: 26-37
SEC Championships (1): 1938
SEC Regular-Season Titles (1): 1937
SEC Regular-Season Record (1932-64): 201-207
Metro Conference Regular-Season Record (1975-78): 9-10
Metro Conference Tournament Record: 4-3
Record at McCamish Pavilion: 97-52 ! (7th season)
Record at Alexander Memorial Coliseum: 556-194 (55 seasons, 1956-2011)
Record at State Farm Arena: 8-11
Record at Infinite Energy Center: 4-1
Record at Georgia Dome: 9-5
All-Time Head Coaches: 14
ACC Head Coaches: 5
All-America Selections: 14 (12 players)
Consensus All-Americans: 2
First-Team All-Americans: 5
National Players of the Year: 1
All-ACC Selections: 52 times (31 players)
ACC Players of the Year: 2
ACC Rookies of the Year: 11
ACC Coaches of the Year: 5 (3 coaches)
ACC Tournament MVPs: 3
ACC All-Freshman Team: 15

Last Year vs. ND at Home

Notre Dame 78, Georgia Tech 74

Jan. 15, 2020 • McCamish Pavilion

Michael Devoe scored 22 points and came up one rebound shy of a double-double, but Georgia Tech came up short down the stretch against Notre Dame, falling 78-74.

The Yellow Jackets (8-9, 3-4 ACC) shot 50 percent on the night, including 66.7 percent in the second half, but the Fighting Irish (11-6, 2-4 ACC) developed a small lead late thanks to second-chance points and a dagger three-pointer from T.J. Gibbs with 1:04 left on the clock. Tech hit 15 of its last 19 shots from the floor in the game, but Notre Dame knocked down 13 of its last 16.

It was the sixth 20-point game of the season for Devoe, who matched his career best with nine rebounds and hit 9-of-15 shots from the floor. Also scoring in double digits was Moses Wright (16) and James Banks III (10).

Leading the way for Notre Dame was Prentiss Hubb, who scored with 25 points. Gibbs (17), Dane Goodwin (15) and John Mooney (10) also reached double-digit scoring marks on the night, while Mooney also finished with 13 boards.

NOTRE DAME (11-6, 2-4 ACC)

Player	FG-A	3P-A	FT-A	Reb	PF	Pts	A	TO	Bk	S	MIN
Durham, Juwan*	4-6	0-0	0-0	4	2	8	0	1	0	0	15
Mooney, John*	4-12	0-4	2-2	14	2	10	1	2	2	3	36
Pflueger, Rex*	0-4	0-3	0-0	5	2	0	2	2	0	1	33
Hubb, Prentiss*	8-16	3-8	6-8	3	2	25	3	2	0	2	34
Gibbs, T.J.*	6-12	2-4	3-4	1	4	17	3	1	0	0	36
Laszewski, Nate	1-4	0-3	1-1	1	2	3	0	0	1	0	16
Goodwin, Dane	5-11	3-4	2-4	3	4	15	0	0	0	0	30
Totals	28-65	8-26	14-19	33	18	78	9	8	3	6	200
FG%	1st Half: 11-33 33.3%	2nd Half: 17-32 53.1%	Game: 43.1%								
3FG%	1st Half: 4-13 30.8%	2nd Half: 4-13 30.8%	Game: 30.8%								
FT%	1st Half: 3-3 100%	2nd Half: 11-16 68.8%	Game: 73.7%								

GEORGIA TECH (8-9, 3-4ACC)

Player	FG-A	3P-A	FT-A	Reb	PF	Pts	A	TO	Bk	S	MIN
Usher, Jordan*	4-10	0-2	0-0	3	0	8	2	1	1	2	31
Wright, Moses*	6-11	0-1	4-5	5	2	16	1	4	1	0	26
Banks III, James*	4-6	0-0	2-3	6	2	10	0	0	0	1	35
Devoe, Michael*	9-15	2-4	2-3	9	3	22	2	1	0	1	38
Alvarado, Jose*	3-7	1-4	0-0	5	7	9	3	0	0	0	33
Cole, Evan	0-1	0-0	2-4	2	0	2	0	0	0	0	6
Parham, Bubba	3-6	1-3	0-0	2	4	7	1	3	0	0	27
Moore, Khalid	0-0	0-0	0-0	0	1	0	0	0	0	0	0+
Price, Asanti	1-2	0-1	0-0	0	0	2	0	0	0	0	4
Totals	30-58	4-15	10-15	32	17	74	15	13	2	4	200
FG%	1st Half: 11-30 36.7%	2nd Half: 19-28 67.9%	Game: 51.7%								
3FG%	1st Half: 2-8 25.0%	2nd Half: 2-7 28.6%	Game: 26.7%								
FT%	1st Half: 3-6 50.0%	2nd Half: 7-9 77.8%	Game: 66.7%								

Score by Periods	1st	2nd	Total
Notre Dame	29	49	78
Georgia Tech	27	47	74

Officials: Brent Hampton, Raymie Styons, Tony Henderson

Attendance: 5899

Points in the paint: ND 32, GT 48. Points off turnovers: ND 14, GT 13.

2nd chance points: ND 12, GT 10. Fast break points: ND 8, GT 9.

Bench points: ND 18, GT 11. Score tied 12 times. Lead changed 10 times.

Last FG: ND 2nd-01:04, GT 2nd-00:06.

Largest lead: ND by 7 1st-06:33, GT by 6 2nd-10:19.

ND led for 19:42. GT led for 09:54. Game was tied for 10:24.

Last Year vs. ND on the Road

Notre Dame 80, Georgia Tech 72

Feb. 1, 2020 • South Bend, Ind.

Jose Alvarado scored 25 points and James Banks III added a double-double, but Georgia Tech surrendered an 80-72 ACC defeat and a season sweep at the hands of Notre Dame at Purcell Pavilion.

The Fighting Irish (13-8, 4-6 ACC), who got nine three-point field goals as a team and 28 points and 10 rebounds from John Mooney, grabbed a three-point lead at intermission and never allowed the Jackets to get closer than that in the second half.

The Yellow Jackets (10-12, 4-7 ACC) dominated the boards and got 25 points from second chances, and turned the ball over just five times, a season low, but missed a large number of shots close to the basket and finished at 40.5 percent from the floor. Notre Dame generated good shots through their offense and hit 47.1 percent of them. In addition, the Fighting Irish hit 23 of 28 free throw tries.

Banks posted his fifth double-double this season with 13 points (5-8 FG) and 10 rebounds, and Moses Wright scored 17 points (8-17 FG) with eight rebounds before fouling out.

Alvarado hit 10 of 19 shots from the floor and knocked down three three-point field goals, but the Jackets went only 4-for-18 from distance as a team.

T.J. Gibbs scored 19 points for the Fighting Irish, while Nate Laszewski added 14 and Rex Pflueger 13..

GEORGIA TECH 10-12, 4-7 ACC)

Player	FG-A	3P-A	FT-A	Reb	PF	Pts	A	TO	Bk	S	MIN
Usher, Jordan*	3-13	0-4	2-2	4	4	8	1	1	0	2	29
Wright, Moses*	8-17	0-2	1-2	8	5	17	4	1	3	0	32
Moore, Khalid*	0-6	0-1	0-0	2	1	0	0	0	0	0	13
Banks III, James*	5-8	0-0	3-4	10	4	13	2	0	1	2	33
Alvarado, Jose*	10-19	3-7	2-4	6	3	25	1	2	0	1	40
Cole, Evan	3-7	0-1	0-0	5	2	6	0	1	0	0	17
Parham, Bubba	1-4	1-3	0-0	4	3	3	1	0	0	0	36
Totals	30-74	4-18	8-12	42	22	72	9	5	4	5	200
FG%	1st Half: 14-38 36.8%			2nd Half: 16-36 44.4%			Game: 40.5%				
3FG%	1st Half: 2-8 25.0%			2nd Half: 2-10 20.0%			Game: 22.2%				
FT%	1st Half: 3-4 75.0%			2nd Half: 5-8 62.5%			Game: 66.7%				

NOTRE DAME (13-8, 4-6 ACC)

Player	FG-A	3P-A	FT-A	Reb	PF	Pts	A	TO	Bk	S	MIN
Durham, Juwan*	0-3	0-0	0-0	1	1	0	2	1	1	1	10
Mooney, John*	9-18	2-5	8-9	10	2	28	1	2	1	0	34
Pflueger, Rex*	3-3	2-2	5-6	2	1	13	3	2	0	1	31
Hubb, Prentiss*	1-6	0-5	1-2	4	1	3	5	1	0	0	36
Gibbs, T.J.*	5-9	2-4	7-8	1	1	19	1	2	0	0	39
Diogo, Nikola	0-1	0-1	0-0	1	0	0	0	0	0	0	3
Laszewski, Nate	1-3	1-3	0-0	4	2	3	0	0	0	0	18
Goodwin, Dane	5-8	2-4	2-3	5	1	14	1	0	0	0	29
Morgan, Elijah	0-0	0-0	0-0	0	0	0	0	0	0	0	0
Totals	24-51	9-24	23-28	32	9	80	13	8	2	2	200
FG%	1st Half: 12-25 48.0%			2nd Half: 12-26 46.2%			Game: 47.1%				
3FG%	1st Half: 6-15 40.0%			2nd Half: 3-9 33.3%			Game: 37.5%				
FT%	1st Half: 6-7 85.7%			2nd Half: 17-21 81.0%			Game: 82.1%				

Score by Periods	1st	2nd	Total
Georgia Tech	33	39	72
Notre Dame	36	44	80

Officials: Mike Eades, Brian Dorsey, Tommy Morrissey

Attendance: 8240

Points in the paint: GT 44, ND 18. Points off turnovers: GT 6, ND 4.

2nd chance points: GT 25, ND 9. Fast break points: GT 1, ND 6.

Bench points: GT 9, ND 17. Score tied 13 times. Lead changed 9 times.

Last FG: GT 2nd-00:18, ND 2nd-03:16.

Largest lead: GT by 4 1st-03:30, ND by 12 2nd-03:56.

GT led for 05:44. ND led for 25:53. Game was tied for 08:23.

TECH NOTEBOOK

Tech's Record

	2020-21	CJP
At home	4-2	54-25
On the road	1-1	14-36
At neutral sites	1-0	3-6
Vs. top-10 opponents	0-0	3-13
Vs. top-25 opponents	1-1	7-23
Vs. teams over .500	3-2	43-60
Vs. teams under .500	3-0	22-6
Vs. teams at .500	0-1	5-3
While in the top 25	0-0	0-0
In November	0-2	14-8
In December	5-1	19-17
In January	1-0	18-17
In February	0-0	10-22
In March/April	0-0	10-5
Wearing white uniforms	3-2	50-25
Wearing gold uniforms	2-0	14-25
Wearing navy uniforms	1-1	8-16
Wearing black uniforms	0-0	0-0
Game is decided by 5 pts./fewer or OT	1-1	16-17
Game is decided by 10/fewer or OT	2-2	32-35
Leading at the half	5-0	54-14
Trailing at the half	1-3	16-55
Tied at the half	0-0	1-0
Leading with 5:00 to play	5-0	61-3
Trailing with 5:00 to play	1-2	7-63
Tied with 5:00 to play	0-1	2-3
In overtime games	0-1	3-3
After a bye in the ACC schedule	0-0	2-3
Tech scores 100 or more points	0-1	0-1
Tech scores 70 or more points	6-2	48-14
Tech scores fewer than 70 points	0-1	23-56
Opponent scores 100 or more points	0-1	0-2
Opponent scores 70 or more	0-3	11-41
Opponent scores fewer than 70	6-0	62-26
Opponent scores fewer than 50	0-0	4-0
Tech shoots 50 pct. or better	4-0	26-7
Opponent shoots 50 pct. or better	0-1	1-14
Opponent shoots under 40 pct.	1-0	50-14
Tech has a higher FG% than opponent	6-1	69-18
Tech has a lower FG% than opponent	0-2	0-48
FG percentage is even	0-0	0-2
Tech has more 3-point FGs	4-0	23-15
Tech has fewer 3-point FGs	0-3	38-45
3-point FGs are even	2-0	11-8
Tech attempts more FT than opponent	5-1	53-20
Tech attempts fewer FT than opponent	0-2	15-45
Free throw attempts are even	1-0	3-4
Tech outrebounds opponent	2-2	37-20
Opponent outrebounds Tech	2-1	27-49
Rebounds are even	1-0	6-1
Tech has fewer turnovers than opponent	5-1	32-18
Tech has more turnovers than opponent	1-2	36-43
Turnovers are even	0-0	4-6
Tech has more assists than turnovers	6-1	43-19
Committing more fouls	2-2	16-41
Committing fewer fouls	3-1	49-21
Fouls are even	1-0	6-7
4/more Jackets score in double figures	4-1	35-16
A Jacket scores 20 or more	6-3	42-35
A Jacket scores 30 or more	0-1	3-3
Scoring more bench points	2-0	31-25
Scoring fewer bench points	4-3	38-39
Bench scoring is even	0-1	2-5

64-63, six days later.

• **COVID update** - Due to COVID-19, the NCAA pushed back the start of the 2020-21 season to Nov. 25, two weeks later than normal. Division I teams are allowed to play a maximum of 27 games. The ACC will play a 20-game schedule for the second straight year, and teams were allowed a maximum of seven non-conference games. Tech played six non-conference games, and had its first and only game to date cancelled Dec. 23 when its game at UAB was called off due to positive tests within the Blazers' program. The game will not be made up.

• **Dean x 7** - Tech placed seven members of its team on the fall semester Dean's List, a high for one semester for the program - seniors **Jose Alvarado**, **Shaheed Medlock** and **Malachi Rice**, and sophomores **Niko Broadway**, **Rodney Howard**, **Jehloni James** and **Kyle Sturdivant**.

Series vs. Notre Dame

• Notre Dame has won the last four meetings to take a 12-11 lead in the all-time series, which dates back to 1941. The current streak includes a win over Tech in the 2019 ACC Tournament and a sweep of the regular-season series in 2019-20.

• Tech and Notre Dame had split their regular-season meetings the previous three seasons, each team winning at home.

• The Yellow Jackets are 5-10 against Notre Dame since the Fighting Irish joined the ACC, the 15 meetings decided by a total of 82 points. Notre Dame's 69-59 win in South Bend on Feb. 10, 2019 is the widest margin.

• At McCamish Pavilion, Tech is 5-2 against the Irish, and the games have been decided by a total of 24 points.

• Notre Dame has won all seven meetings at South Bend since the Fighting Irish became a member of the ACC.

• The Yellow Jackets won five straight meetings between the two teams from 1972 through Tech's 74-69 victory in McCamish Pavilion on Jan. 11, 2014, the team's first meeting as ACC foes.

• All but one game in the series has been played on the two campuses, the exception being a 2007 meeting in the third-place game of the Paradise Jam. The Yellow Jackets erased a 9-point deficit in the final 5:11 and won the game on a three-point basket by Matt Causey with two seconds remaining.

• Tech is 2-9 in games played in South Bend, and 1-8 in Purcell Pavilion, including an 88-80 overtime win on Feb. 24, 1990, with the Jackets headed toward an ACC title and Final Four berth later that season.

• That game and a 90-80 Tech victory in Atlanta a year earlier were the only two face-offs ever between legendary coaches Bobby Cremins and Digger Phelps.

• Tech is 8-2 all-time against Notre Dame in Atlanta, three of those wins at Alexander Memorial Coliseum and five at McCamish Pavilion (the 2017 win was vacated by the NCAA Committee on Infractions).

• Four of the five meetings before that were played with Whack Hyder as Tech's head coach, and the Jackets won three of those, including an 82-62 win in 1972 at Alexander Memorial Coliseum in Phelps' first season as the Fighting Irish head coach.

When We Last Met

Georgia Tech closed its 2019-20 season by winning six of its last seven games, finishing with its first winning record (17-14) since the 2015-16 season, its best Atlantic Coast Conference record (11-9) since the 2003-04 season and its highest ACC regular season finish (fifth) since the 2004-05 season.

Tech reeled off four consecutive ACC wins to end the campaign, the longest streak for the program since late in 2015-16.

Among the Yellow Jackets top accomplishments in 2019-20 were their first victory in Chapel Hill since 2010, their first victory at Clemson since 2005 and their first season sweep

A Make-or-Miss Game

Georgia Tech's offensive rankings vs. the ACC under Josh Pastner

Year	PPG	FG Pct.	3pt FG Pct.
2020-21	67.7 (18)	.487 (4)	.353 (6)
2019-20	69.9 (9)	.462 (2)	.341 (6)
2018-19	60.7 (15)	.426 (8)	.306 (12)
2017-18	63.6 (14)	.419 (12)	.312 (15)
2016-17	65.1 (14)	.434 (14)	.309 (15)

of the Tigers since that 2004-05 season. Tech also knocked off a top-10 team in No. 5 Louisville.

Tech did not play in the ACC Tournament while serving a postseason ban imposed by the NCAA Committee on Infractions.

Tech returned to being one of the nation's top defensive teams while also improving into one of the ACC's better offensive teams. The Yellow Jackets set a program record for three-point defense (28.5 percent), leading the ACC in that category and ranking No. 7 in the nation, and were one of the nation's top-20 teams in defensive efficiency according to KenPom.com.

Last Time Out

Jose Alvarado scored a game-high 25 points, and Michael Devoe added 17 as Georgia Tech routed Wake Forest, 70-54, for its third-straight win on Sunday evening at McCamish Pavilion.

The Yellow Jackets shot 50 percent from the field for the game and 46.7 percent from downtown in the first half to jump on the Demon Deacons early. Tech also worked to hold Wake Forest to just 41.5 percent shooting from the field and a paltry 15 percent from downtown. Tech led by as many as 26 points midway through the second half.

Alvarado led the field in scoring thanks to a 21-point second-half surge, scoring 15 of Tech's first 17 points out of the halftime break to create a 25-point cushion for the Yellow Jackets. Devoe, meanwhile, carried things offensively early with 14 first-half points to help Tech lead 35-21 at intermission.

Two Jackets controlled the glass with six rebounds — Moses Wright and Jordan Usher — while Bubba Parham also chipped in eight points, including two threes. Devoe went 4-for-10 from deep throughout the evening.

Team Trends

• Three of Tech's starters are averaging in double figures in scoring for the season, while Jordan Usher and Bubba Parham are just shy at 9.7 per game. Four or more Yellow Jackets have reached double figures in five games this season, at least three in eight games. Wake Forest, in which only Jose Alvarado and Michael Devoe hit double digits.

• Tech has turned the ball over just 12.2 times per game this season, most impressively Moses Wright who has just 14 turnovers in more than 319 minutes of action, and Bubba Parham, who has only six in 278 minutes. The Yellow Jackets are plus-35 in that category this season, ranking fifth in the ACC. Tech was minus-78 last year and ranked 14th in the conference.

• In ACC games, Tech's turnover margin is plus-3.3 (13.0 turnovers per game vs. 16.3 per game forced).

• Tech's accuracy from the free throw line is well above its 2019-20 norm. The Jackets have hit 71.6 percent from the charity stripe (No. 7 in the ACC), compared to 67.7 last season. Tech has scored 15.1 points per game at the stripe, nearly more than two points better than last season and second-best in the ACC.

• Tech played its most efficient defensive game of the season against Wake Forest (77.2 points per 100 possessions, 25.7 turnover percentage, 41.5 pct. FG), according to KenPom.com. The previous best two defensive games came against Kentucky and Nebraska, limiting them to 62 and 64 points,

TECH NOTEBOOK

Tech Highs and Lows
Under Josh Pastner

Longest winning streak: 4 games (2016-17, 2017-18, 2019-20, 2020-21)
Longest ACC winning streak: 4 games (2019-20)
Longest losing streak: 7 games (2017-18, 2018-19)
Longest ACC losing streak: 7 games (2017-18, 2018-19)
Most points scored in a game: 120 vs. Georgia State (4ot), 11/25/20
Most points scored in a game (regulation): 97 vs. Delaware State, 12/20/20
Most points scored - ACC opponent: 96 at North Carolina, 1/4/20
Fewest points scored in a game: 42 vs. Clemson, 2/6/19
Fewest points scored - ACC opponent: 42 vs. Clemson, 2/6/19
Most points allowed in a game: 123 vs. Georgia State (4ot), 11/25/20
Most points allowed in a game (regulation): 110 at Duke, 1/4/17
Most points allowed - ACC opponent: 110 at Duke, 1/4/17
Fewest points allowed in a game: 40 vs. Florida A&M, 12/9/18
Fewest points allowed - ACC opponent: 51 vs. Syracuse, 1/31/18
Largest margin of victory: 38 vs. Tusculum (96-58), 2/7/17
Largest margin of victory - ACC opponent: 22 vs. Florida State (78-56), 1/25/17
Largest margin of victory - road game: 19 (71-52) at Boston College, 1/11/20
Largest margin of victory - ACC road game: 19 (71-52) at Boston College, 1/11/20
Largest losing margin: 53 (110-57) at Duke, 1/4/17
Largest losing margin at home: 34 (97-63) vs. Syracuse, 12/18/19
Largest losing margin - ACC opponent: 53 at Duke, 1/4/17
Most points allowed in a win: 83 at North Carolina (96-83), 1/4/20
Most points scored in a loss: 120 vs. Georgia State (4 ot), 11/25/20
Most points scored in a loss (regulation): 81 vs. Wright State, 12/22/17
Fewest points scored in a win: 52 vs. Northwestern (52-51), 11/28/17
Fewest points allowed in a loss: 52 vs. Virginia Tech (52-49), 1/9/19
Largest deficit overcome to win a game: 15 vs. Boston College (7:03-1st), 2/11/17; at NC State (4:01-1st), 11/5/19
Largest 2nd-half deficit overcome to win a game: 9 vs. NC State (17:15), 3/1/18; vs. Prairie View A&M (16:49), 11/23/18; at Hawaii (16:11), 11/25/19
Largest deficit overcome to win a road game: 15 (4:01-1st) at NC State, 11/5/19
Largest lead given up in a loss: 16 (15:06-2nd half) vs. St. John's, 12/1/18
Largest 2nd-half lead given up in a loss: 16 (15:06-2nd half) vs. St. John's, 12/1/18
Highest FG pct.: 59.5 (25-42) at Syracuse, 1/12/19
Highest FG pct. - ACC opponent: 59.5 (25-42) at Syracuse, 1/12/19
Lowest FG pct.: 27.1 (16-59) vs. Florida State, 2/16/19
Lowest FG pct. - ACC opponent: 27.1 (16-59) vs. Florida State, 2/16/19
Highest 3-pt pct.: 62.5 (10-16) at NC State, 1/15/17
Highest 3-pt pct. - ACC opponent: 62.5 (10-16) at NC State, 1/15/17
Most 3-pt FG: 12 vs. Lamar, 11/9/2018
Most 3-pt FG - ACC opponent: 11, at Virginia Tech, 2/13/19
Lowest 3-pt pct.: 10.0 (1-10) vs. Miami, 1/3/18, (1-10) vs. Louisville, 1/19/19
Lowest 3-pt pct. - ACC opponent: 10.0 (1-10) vs. Miami, 1/3/18, (1-10) vs. Louisville, 1/19/19
Highest FG pct. allowed: 59.3 (32-54) at Florida State, 1/24/18
Highest FG pct. allowed - ACC opponent: 59.3 (32-54) at Florida State, 1/24/18
Lowest FG pct. allowed: 21.6 (16-74) vs. Elon, 11/11/19
Lowest FG pct. allowed - ACC opponent: 28.2 (20-71) vs. Florida State, 1/25/17
Highest 3-pt pct. allowed: 60.0 (12-20) at Louisville, 2/8/18
Highest 3-pt pct. allowed - ACC opponent: 60.0 (12-20) at Louisville, 2/8/18
Lowest 3-pt pct. allowed: 6.7 (1-15) at Hawaii, 11/25/19
Lowest 3-pt pct. allowed - ACC opponent: 9.5 (2-21) vs. Duke, 1/26/19
Highest FT pct.: 95.2 (20-21) vs. Coppin State, 12/27/17
Lowest FT pct.: 28.6 (2-7) vs. Notre Dame, 3/12/19
Most free throws made: 41 vs. Georgia State, 11/25/20
Most free throws attempted: 59 vs. Georgia State, 11/25/20 (program record)
Fewest free throws made: 2 at Miami, 2/15/17; at Duke, 1/26/19; vs. Notre Dame, 3/12/19; at Kentucky, 12/14/19
Most assists: 29 vs. Kennesaw State, 12/28/18
Fewest assists: 5 at Georgia, 12/19/17, at Tennessee, 11/13/18, at Florida State, 2/2/19, vs. Boise State, 12/22/19
Most turnovers: 24 vs. Arkansas, 11/25/19; Ball State, 12/18/19
Fewest turnovers: 5 at Notre Dame, 2/1/20
Most blocked shots: 16 vs. Southern, 11/14/16 (Tech record)
Most steals: 15 vs. North Carolina, 12/31/16; at Syracuse, 1/13/19; vs. Kentucky, 12/6/20

respectively, forcing 37 turnovers and yielding 40.9 percent shooting from the floor. The Wildcats managed just 90.9 points per 100 possessions, the Cornhuskers 93.0.

- Tech made great strides in its offensive efficiency during the latter part of last season and continues to progress, ranking No. 63 nationally at 108.2. The Jackets have managed to exceed one point per possession in eight of nine games this season (Tech reached that benchmark 11 times in 2019-20). Only Florida State held Tech under that mark (94.8) this season.

- According to KenPom.com, Tech ranks No. 6 in the nation in experience (average 2.55 years per player) and No. 9 in minutes continuity (75.4 percent), a measure of playing minutes from 2019-20 carrying over to 2020-21.

- Two fouls in the first half? No problem. Georgia Tech ranked No. 1 in the nation, according to KenPom.com, in 2-foul participation, a measure of percentage of available minutes played by players with two fouls (68.7 percent for Tech). It is currently ninth at 66.8 percent. The Jackets led the nation in this category in 2018-19, were fourth in 2017-18 and 35th in 2016-17.

- Arc of pain - Tech has given up 72 three-point field goals in its first nine games (36.4 percent), 14th in the ACC. The Yellow Jackets have gradually improved on the offensive side, however, now at 34 percent (7th).

Leftovers from Wake Forest

- Georgia Tech starting lineup: Jose Alvarado, Bubba Parham, Michael Devoe, Jordan Usher, Moses Wright (6th time this season, lineup is 6-1).

- Tech has beaten Kentucky and North Carolina in the same season for the first time in program history.

- Tech has won 14 straight games at home in the series against Wake Forest.

- Twenty-six of Tech's 70 points (37.1 pct.) against Wake Forest came off turnovers, the second-highest percentage of the season behind the Kentucky game (33 of 79, 41.8 pct.).

- Tech has connected on 37 of its 93 three-point attempts in its last four games (39.8 percent) and is up to 34.0 percent for the season. The Jackets are averaging 8.1 made threes per game, 2.9 per game more than they made in 2019-20

- Jose Alvarado, Michael Devoe and Bubba Parham combined to hit 8-of-19 three-point field goal attempts against Wake Forest. They have hit 29-of-64 collectively in Tech's last four games (7-of-14 vs. North Carolina, 6-of-12 vs. Delaware State, 8-of-19 vs. Florida A&M).

- For the sixth time in the last seven games, Tech won the turnover battle and had more assists than turnovers. Only against Florida State (11 assists, 12 turnovers, FSU has 12 turnovers) did the Jackets fall short.

- Tech forced 115 turnovers over its past seven games and scored 134 points from them, including 36 turnovers for 55 points from Wake Forest and North Carolina combined. The

Jackets have forced 16.1 turnovers per game for the season, while committing just 12.2 per game. Tech has the fifth-best turnover margin and the second best assist/turnover ratio in the ACC.

- Tech has averaged just 10.4 turnovers over its last seven games (a total of 73), compared to 37 in its first two games. The Yellow Jackets committed 14 against Wake Forest and has a plus-42 turnover margin in its last seven games.

- Since going to its smaller lineup, Tech has had just six shots blocked in its last seven games. The Yellow Jackets had 13 shots blocked in their two season-opening losses.

- Though the Yellow Jackets hit just 9-of-14 free throws against Wake Forest, Tech's accuracy from the free throw line is well above its 2019-20 norm. The Jackets have hit 71.6 percent from the charity stripe, compared to 67.7 last season. Tech has scored 15.1 points per game at the stripe, 2.1 points better than last season.

Personnel Highlights

- Jose Alvarado (game-high 25 points 2-4 3pt FG) has made a three-point basket in 27 straight games. He sits 12th on Tech's all-time list for three-pointers with 144.

- Alvarado has scored 20 or more points in three straight games, averaging 24.6 and hitting 28-of-38 shots from the floor (73.7 percent) and 7-of-13 three-point tries over that stretch. He also has 14 assists against six turnovers in the three games.

- Michael Devoe notched his seventh double-digit game this season, and has averaged a team-high 19.3 points in Tech's three ACC games. He has shot an even 50 percent from the floor (20-of-40) and 10-of-23 three-point field goals vs. ACC foes.

- Devoe averaged 18.5 points and went 8-for-17 from three-point range in the Jackets' two ACC wins this week.

- Devoe has averaged 19 points and hit 9-of-18 three-point tries in three career games vs. Wake Forest.

- Devoe has moved into the top 20 list for career three-point field goals at Tech, hitting 115 to rank 18th. He passed Kenny Anderson Sunday night with his four against Wake Forest. His career percentage of 40.2 would rank fifth in program history if his career ended today.

- Jordan Usher scored only one point against Wake Forest, but had eight rebounds (all defensive), four assists and a game-high four blocked shots.

- Alvarado jumped another three spots into 29th place in career scoring with his performance against Wake Forest, having scored 1,197 points in his career. He needs 56 points to catch 28th-place Drew Barry (1,253 points from 1993-96).

- With 171 career steals at Tech, Alvarado needs two more to catch eighth-place Tony Akins. The senior had two assists (against no turnovers) against Wake Forest and remains 16th all-time with 312.

Tech All-Time vs. the ACC

Opponent	Overall	in ACC	Tourney	In McCamish Pavilion	In Opponent Current Venue	Current Streak
Boston College	16-12	12-11	1-3	2-1	4-6	Won 2
Clemson	65-73	37-50	4-1	4-4	9-39	Won 2
Duke	23-74	19-62	3-7	0-3	5-36	Lost 13
Florida State	28-44	19-30	0-2	1-3	8-17	Lost 5
Louisville	14-22	1-7	--	1-3	0-3	Won 1
Miami	10-14	8-13	0-1	2-3	3-6	Won 1
North Carolina	26-69	24-55	5-4	1-4	5-25	Won 2
NC State	43-57	35-43	3-3	2-3	6-11	Won 4
Notre Dame	11-12	5-10	0-1	5-2	1-8	Lost 4
Pittsburgh	9-5	4-5	0-1	3-1	1-3	Won 1
Syracuse	6-7	4-5	--	2-2	2-4	Lost 2
Virginia	40-43	38-42	5-5	2-3	1-8	Lost 6
Virginia Tech	7-20	6-16	1-3	2-4	1-10	Won 1
Wake Forest	45-40	44-38	0-4	6-0	9-20	Won 4

TECH NOTEBOOK

The Last Time a Jacket...

Scored 30 or more points:

Moses Wright, 31 vs. Georgia State, 11/25/2020

Led Tech in scoring off the bench:

Evan Cole, 16 vs. USC Upstate, 1/2/2019

Grabbed 15 or more rebounds:

Moses Wright, 19 vs. Georgia State, 11/25/2020

Had 10 or more assists:

Josh Heath, 10 vs. NC State, 1/15/2017

Had a double-double:

Moses Wright (31 pts/19 reb) vs. Georgia State, 11/25/2020

Played 40 minutes in regulation:

Jose Alvarado at Wake Forest, 2/19/2020

Played every minute of an overtime game:

Michael Devoe (45 minutes/1 OT) vs. Boston College, 3/3/2019

Played every minute of a multiple-OT game:

Matt Harpring (50 minutes/2 OT) vs. North Carolina, 2/9/1998

The Last Time the Jackets...

Scored 100 or more points:

vs. Georgia State (120-123) on 11/25/2020

Scored 100 or more points in regulation:

vs. Green Bay (107-77) on 11/19/2015

Scored 100 or more points in consecutive games:

vs. Jackson State (100-70) on 11/13/2006, Georgia State (103-74) on 11/16/2006

Scored 100 or more points twice in one season:

vs. Cornell (116-81), 11/13/2015, Green Bay (107-77) on 11/19/2015

Allowed 100 or more points:

vs. Georgia State (120-123) on 11/25/2020

Allowed 100 or more points in regulation:

vs. Duke (110-57) on 1/4/2017

Shot 60 percent or better:

.603 (47-78) vs. Cornell, 11/13/2015

Failed to make a three-point basket:

0-for-12 vs. Virginia, 1/22/2015

Did not allow a three-point basket:

0-for-11 vs. Pittsburgh, 3/5/2016

Failed to make a free throw:

0-for-6 vs. Duke, 1/7/2014

Grabbed 50 or more rebounds:

70 vs. Georgia State, 11/25/2020

Two players had a double-double:

Jose Alvarado (29 pts/10 reb), Michael Devoe (24/13), Jordan Usher (15/10) and Moses Wright (31/19) vs. Georgia State, 11/25/2020

Two players had 10 or more rebounds:

Jose Alvarado (10), Michael Devoe (13), Jordan Usher (10) and Moses Wright (19) vs. Georgia State, 11/25/2020

Had 25 or more assists:

25 vs. Delaware State, 12/20/2020

Blocked 10 or more shots:

10 vs. Pittsburgh, 3/4/2020

Had 15 or more steals:

15 vs. Kentucky, 12/6/2020

Had fewer than 10 turnovers:

9 at Nebraska, 12/9/2020

Had five or more players in double-figures in points:

Moses Wright (21), Bubba Parham (17), Kyle Sturdivant (15), Jordan Usher (12), Jose Alvarado (10) vs. Kentucky, 12/6/2020

Had no player score 10+ points:

Virginia (57-28 loss), 1/22/2015

Allowed no player to score 10+ points:

Hawaii (73-40 win), 12/25/2019

Had no player play 30 minutes:

Delaware State (97-69 win), 12/20/2020

Won by 30 or more points:

Kennesaw State (87-57), 1/28/2018

Won by 40 or more points:

Kentucky State (98-50), 1/30/2010

Won by 50 or more points:

Winston-Salem State (97-46), 1/3/2007

Lost by 30 or more points:

Syracuse (97-63), 12/7/2019

Played an overtime game:

vs. Georgia State (lost 123-120, 4 OT), 11/25/2020

Defeated a Top 10 team:

#5/5 Louisville (64-58), 2/12/2020

Defeated a Top 25 team:

#20/20 Kentucky (79-62), 12/6/2020

Defeated a Top 10 team on the road:

#7/7 Syracuse (67-62), 3/4/2014

Defeated a Top 25 team on the road:

#23/23 Miami (70-50), 1/28/2015

Had a game postponed:

Boston College (in Atlanta), 2/12/2014 (weather)

Had a game cancelled:

UAB (in Birmingham), 12/23/2020 (COVID)

• Moses Wright, the leading scorer in the ACC entering last Wednesday night's action, was held to a season-low eight points (4-of-7 FG) for the second straight game, but had five rebounds and a game-high five assists in 32 minutes. Since the beginning of the 2019-20 season, Wright has hit double figures in 30 of 40 games, including seven this season. The 6-9 senior has connected on 54.8 percent of his shots from the floor this season.

• Wright now has 848 points in his career, and elevated his career rebound total of 475. He is bidding to become the 21st player in Tech history with 1,000 points and 500 rebounds in a career.

• Bubba Parham, making his seventh straight start for the Yellow Jackets this season, has hit at least one three-point basket in eight of Tech's nine games this season, and hit 5-of-9 from distance against Wake Forest and North Carolina combined. He has 216 three-point field goals for his career, and is No. 2 on the team in attempts (16-of-48, 33 percent) this season.

• Parham turned the ball more than once (twice) for the first time this season, but still has just six total against 21 assists.

Pastner's Key Metrics

• **Assists to made field goals:** Tech has assisted on 58.2 percent of its field goals this season, and 60 percent in ACC games. In the last seven games, the Jackets have assisted on 121 assists on 192 field goals (63.0 percent). The Jackets had 16 assists on 26 made field goals against Wake Forest (61.5 percent). Its nightly goal is to assist on 60 percent, which the Jackets met 16 times last season.

• **Free throws made to opponents' attempts:** Tech made 9-of-14 from the free throw line against Wake Forest, while the Demon Deacons went 7-of-11. Tech's goal each night is to make more free throws than the opponent attempts. The Jackets have scored 26 points more from the free throw line this season than its opponents (plus-2.9 per game).

• **Turnovers:** Tech committed 14 to Wake Forest's 18. The Yellow Jackets turned the ball over more than their opponent in 22 of 31 games last season, and in the first two games this season. But Tech has won the turnover battle in six of its last seven games (plus-46) and has committed 14 or fewer in all of them. Target each night is to commit 11 or fewer, which Tech met three times last season, and four times this season. More telling for Tech under Josh Pastner is that when Tech has committed fewer turnovers than its opponent, it is 32-18. When it has committed more, it is 34-43.

• **Guard rebounding:** Tech's perimeter players grabbed 20 of Tech's 28 defensive rebounds against Wake Forest (160 of 232 for the season).

Tech's Dynamic Duo

Despite the presence of Moses Wright and James Banks III last season, it could be argued that no team in the ACC, perhaps beyond Syracuse, relied more on its guards than did the Yellow Jackets.

Starting guards Michael Devoe and Jose Alvarado, Tech's two leading scorers, accounted for 40.7 percent of the Yellow Jackets' points in ACC games, including 44.3 percent over Tech's last 11 conference games. Both players earned All-ACC recognition,

They are averaging 19.3 and 17.3 points per game, respectively, in ACC games. They have shot 56.3 percent from the floor combined (40-of-71) and 42.4 percent (14-of-33) from three-point range.

They were both at their best in Tech's 72-67 victory over North Carolina Wednesday night, leading all scorers with 20 points each while combining to his 15 of 21 shots from the floor. They also combined for 11 assists and 10 rebounds.

Against Wake Forest Sunday, they combined for 42 of tech's 70 points against Wake Forest (Alvarado 25, Devoe 17), combining to hit 15-of-28 shots from the floor and 6-of-14

Defend the Home

Tech's last six home ACC opponents in 2019-20

Opponent	Pts	Field Goals	3pt FG	TO	Eff*
NC State	58	.386 (22-57)	.222 (4-18)	14	85.2
Virginia Tech	57	.382 (21-55)	.174 (4-23)	10	86.0
Louisville	58	.339 (19-56)	.125 (3-24)	16	83.0
Clemson	59	.414 (24-58)	.100 (2-20)	16	83.2
Miami	57	.367 (22-60)	.118 (2-17)	17	79.7
Pittsburgh	57	.309 (17-55)	.429 (6-14)	18	82.6
Averages	57.7	.367 (125-341)	.181 (21-116)	15.1	83.3

*KenPom.com

from distance.

It was just the fourth and fifth games this season that both players scored in double figures, and Tech has won four of those games.

In the Jackets' last four games, they have combined for 36 assists (18 each) and 19 turnovers.

In the 21 games that both played last season (Alvarado missed seven games, Devoe three due to injury), they accounted for 42.1 percent of the Jackets' scoring. This season, they have accounted for 54.1 percent of Tech's points through three ACC games, 43.8 percent in all games.

Said Tech head coach Josh Pastner on the eve of the season opener: *"Both Michael and Jose have really gotten better. Look, I remember, and I've told this to Jose, when we signed Jose here, there were a lot of people calling me to tell me he's not good enough to play in the ACC, like they're thinking, 'Coach, that's a stretch to take that type of guard. And obviously, he's turned himself into not only an All-ACC defender but an All-ACC player. Michael Devoe, from where he started to where he is now, his jump has been enormous. They're a great backcourt. I'll put them up against anybody in the country."*

Build the Wall

Due to its ability to play both zone and man-to-man and keep opponents off-balance, Georgia Tech has been able to rely on its mixture of defenses to win games over Josh Pastner's first four seasons at Georgia Tech.

After giving up 205 points against Georgia State and Mercer, Tech returned to its signature zone defense against Kentucky and held the Wildcats to a 90.9 efficiency rating while forcing 21 turnovers. The Jackets forced 16 more turnovers by Nebraska and held the Cornhuskers to a 93.0 efficiency rating.

Tech has limited five of its last seven opponents under a point per possession, holding Wake Forest to just 0.772 and North Carolina to 0.955.

The Jackets are currently No. 84 nationally according to KenPom.com in defensive efficiency (96.6), their highest standing this season.

Wire-to-Wire

Though he has expanded his bench to reflect the growing level of talent within the program, head coach Josh Pastner remains committed to a tight playing rotation where conference play rolls around, reminiscent of the way Bobby Cremins coached the Yellow Jackets over his 19 seasons.

So far this season, Tech ranks No. 334 in percentage of minutes played by reserves (20.0). Four Yellow Jackets rank among the top 20 in the ACC in minutes per game.

Tech's highest ranking in bench minutes under Josh Pastner came in 2917-18, when the Jackets ranked No. 89 at 33.5 percent. They have not ranked higher than No. 210 in any other year under Pastner.

BENCH MINUTES UNDER PASTNER

Year	Pct.	Natl'l Rank	Natl'l Avg.	Vs. ACC
2020-21	20.0	334	31.2	na

TECH NOTEBOOK

Tech Alumni in the NBA

Player	Team
Derrick Favors	Utah Jazz
Josh Okogie	Minnesota Timberwolves
Thaddeus Young	Chicago Bulls

Tech Alumni Elsewhere

Player (years at Tech)	Current Team
Tony Akins (1998-2002)	SK Knights (South Korea)
Brandon Alston (2017-19)	Team Ehingen Urspring (Germany)
Alade Aminu (2005-09)	Polski Cukier Torun (Poland)
James Banks III (2018-20)	Hapool Beer Sheva (Israel)
Will Bynum (2004-06)	Bivouac/Big 3 (USA)
Demarco Cox (2014-15)	Quimper (France)
Mouhammad Faye (2006-08)	Promithias (Greece)
Marcus Georges-Hunt (2012-16)	Guangzhou (China)
Dion Glover (1997-99)	Bivouac/Big 3 (USA)
Trae Golden (2013-14)	Bahcesehir Koleji Istanbul (Turkey)
Abdoulaye Gueye (2014-19)	Ashdod (Israel)
Josh Heath (2014-17)	Leuven Bears (Belgium)
Kammoon Holsey (2011-14)	MBC Mykolaiv (Ukraine)
Jarrett Jack (2002-05)	Sioux Falls Skyforce (G League)
Tadric Jackson (2014-18)	Sentjurj (Slovenia)
Ben Lammers (2014-18)	ALBA Berlin (Germany)
Gani Lawal (2007-10)	Fukuoka Rizing (Japan)
Anthony McHenry (2001-05)	Shinshu BW (Japan)
Daniel Miller (2009-14)	Sendai 89ers (Japan)
Charles Mitchell (2014-16)	Niigata Albirex (Japan)
Anthony Morrow (2004-08)	Bivouac/Big 3 (USA)
Zachery Peacock (2006-10)	JL Bourg (France)
Glen Rice, Jr. (2009-12)	Juventus (Lithuania)
Robert Sampson (2013-15)	CSM Focsani (Romania)
Avi Schafer (2017-19)	Mikawa Sea Horses (Japan)
Adam Smith (2015-16)	Ionikos Nikias (Greece)
Jeremis Smith (2004-08)	Biqua (Uruguay)
Quinton Stephens (2013-17)	Leyma Basquet Corona (Spain)
James White (2015-16)	Ural Ekaterinburg (Russia)

Former Tech Players in Coaching

Player (years at Tech)	Current Position
Kenny Anderson (1989-91)	*Fisk University
Ty Anderson (2006-09)	+Jacksonville State
Rod Balanis (1990-94)	#Notre Dame
Anthony Byrd (1981-84)	*Knightdale (N.C.) HS
Shaun Fein (1989-2001)	#Brooklyn Nets
Dion Glover (1997-98)	#Grand Rapids (NBA G-League)
Maurice Miller (2007-11)	*Arlington HS (Memphis)
Winston Neal (1999-01)	*Columbia State (Tenn.)
Mark Price (1982-86)	Denver Nuggets
Fred Vinson (1992-94)	#New Orleans Pelicans
Mfon Udofia (2009-13)	#College Park (NBA G-League)

Former Tech Coaches in Coaching

Coach (years at Tech)	Current Position
Amir Abdur-Rahim (2011-12)	*Kennesaw State
Sherman Dillard (1988-94)	#Iowa
Chad Dollar (2011-16)	#Georgia
Bruce Evans (2012-16)	#North Florida
Brian Gregory (2011-16)	*South Florida
Tavaras Hardy (2016-18)	*Loyola-Maryland
Tom Herrier (2014-16)	#South Florida
Chris Kreider (2007-09)	#Georgia State
Robert McCullum (2010-11)	*Florida A&M
Mamadou N'Diaye (2014-16)	#San Francisco
Billy Schmidt (2011-14)	+Chicago Bulls
Cliff Warren (2000-05)	#Georgia State
Charlton Young (2005-09)	#Florida State

*head coach; #assistant coach; +other staff

2019-20	26.5	267	30.3	na
2018-19	33.5	89	30.3	na
2017-18	30.1	210	31.5	na
2016-17	24.6	323	31.9	na

Balancing Act

Georgia Tech has lived and succeeded by playing excellent defense during its four-plus years under Josh Pastner, but behind their guard combo of Jose Alvarado and Michael Devoe, the Yellow Jackets have risen to become one of the better offensive teams in the ACC.

In the KenPom.com rankings, Tech currently holds its highest offensive efficiency rating (108.2) and national ranking (63) under Pastner, and ranks No. 69 in effective field goal percentage (53.4) and No. 52 in lowest turnover percentage (16.5). The Jackets have done this relying more on the three-point shot than they did last season (39.2 percent of their FGA are threes compared to 29.6 percent last season).

Without relying a great deal on three-point shooting, Tech ranked No. 171 nationally with a 103.1 offensive efficiency rating last season, and No. 157 with a 49.8 percent effective field goal percentage.

Assisted Living

Georgia Tech coach Josh Pastner preached and prodded his Yellow Jackets on ball and player movement and hard cutting from the first time he got his team on the practice court. His primary measuring stick on how well the Jackets perform offensively is their ratio of assists to made field goals.

Tech has consistently been above the national average and maintained a high rate in ACC games. The Jackets assisted on 63 percent of their field goals in their last seven games, six of them wins, and currently rank No. 57 nationally at 58.2 percent.

Tech's top assists-to-made field goals ratios: 1987-88 – 68.3; 1988-89 – 65.9; 1986-87 – 65.8; 1992-93 – 65.0; 1985-86 – 64.8; 2000-01 – 62.9; 1999-00 – 62.9; 2016-17 – 62.6.

ASSISTS TO MADE FG UNDER PASTNER

Year	A/FGM	Nat'l Rank	Natl Avg.	Vs. ACC
2020-21	58.2	57	52.2	na
2019-20	53.3	139	51.5	58.0
2018-19	57.4	46	51.9	56.4
2017-18	54.3	119	52.3	53.9
2016-17	62.4	13	52.4	63.2

The Wright Stuff

The best player development story in Georgia Tech's program is that of junior forward Moses Wright, who played only one year of high school basketball and was not rated at all coming out of high school.

One of the most improved players in the ACC, Wright was remarkably consistent as a junior. He failed to reach double figures in scoring only eight times, and never in back-to-back games until the final three games of the season. He doubled his scoring and rebounding averages over his sophomore season, and was the only Jacket to play and start every game.

The early returns this season are similar for the 6-9 Raleigh, N.C., native, who ranks No. 7 in the ACC in scoring (17.00), No. 10 in rebounding (7.11), No. 3 in field goal percentage (54.8 pct.) and No. 6 in minutes (35.47).

Those figures are 4.0 points per game, 0.1 rebounds per game and 1.7 percent from the floor better than his averages in 2019-20. He also has improved his free throw accuracy by 6.9 percent to 68.6, and is 4-of-11 from three-point range.

Wright scored in double figures in Tech's first seven games this season, hitting 20 or more in four of those, and is within reach of becoming the 21st Tech player to score 1,000 points (he has 848) and grab 500 rebounds (he has 475) in a career.

Author of a 33-point, 10-rebound game last year at

Offense/Defense Under Pastner

Source: KenPom.com. Nat'l rank in parentheses.

Year	Pace	Off. Eff.	Def. Eff.
2020-21	67.4 (297)	108.1 (63)	96.6 (84)
2019-20	70.0 (88)	103.0 (171)	91.8 (16)
2018-19	66.8 (225)	101.7 (228)	96.5 (43)
2017-18	66.1 (227)	103.6 (197)	98.7 (61)
2016-17	68.2 (179)	100.0 (259)	91.0 (6)

Syracuse (14-of-17 FG), Wright posted another historic game in this year's season opener against Georgia State, scoring 31 points with 19 rebounds, falling one rebound shy of recording only the second 30/20 game in Tech history.

Said ESPN analyst Paul Biancardi during Tech's Dec. 20 win over Delaware State: "A zero-star recruit out of high school maybe, but he's producing like a 5-star player."

YEAR-BY-YEAR FOR WRIGHT

Year	PPG	RPG	FG% 3PT%	FT%	A/TO	MPG
2016-17	3.6	3.4	.307 .065	.543	17/29	16.6
2017-18	6.7	3.7	.470 .208	.489	23/34	18.5
2018-19	13.0	7.0	.531 .241	.617	28/82	30.4
2019-20	17.0	7.1	.548 .364	.686	18/14	35.5

All in for Alvarado

Point guard Jose Alvarado, recruited to Georgia Tech primarily for his winning attitude, toughness and determination, was given the green light by head coach Josh Pastner to handle the position as a freshman, sink or swim. He has developed into Tech's engine and leader on the floor, earning third-team All-ACC honors as a junior.

A pre-season second-team All-ACC choice in his final season, the 6-foot senior continues to will the Jackets to victory. Alvarado scored 12 of his game-high 20 points in the second half and added seven assists and three steals in Tech's 72-67 victory over North Carolina last Wednesday night.

Similarly, he scored 15 of Tech's first 17 points out of halftime against Wake Forest Sunday night, finishing with a game-high 25 points. He scored 19 of his 24 in the second half of the Jackets' ACC/Big Ten Challenge game at Nebraska.

The Brooklyn, N.Y., native ranks among the ACC's top 10 in eight statistical categories - No. 2 in ACC in scoring (18.11 ppg), No. 5 in FG percentage (52.8), No. 3 in FT percentage (86.8), tied for 10th in 3-point FG made (2.00), 10th in assist average (3.78), No. 5 in steals (2.11), No. 3 in assist/turnover ratio (1.89), No. 4 in average minutes (36.01).

His value was never more apparent than last season, when Alvarado missed seven full games and most of an eighth early last season. After Alvarado's return, the Jackets exceeded 100 points per 100 possessions eight times, averaged 69.9 points per game and shot 46.2 percent from the floor.

He was Tech's leading scorer in ACC games at 16.1 points per game (8th in the ACC) while converting on 46.5 percent of his shots from the floor (6th ACC) and 35.8 percent from three-point range. He led the ACC in steals (2.37) and ranked eighth in assists (4.50) in conference games.

• Said Pittsburgh coach Jeff Capel: "He's always challenging. He's good, he's really confident. He plays with great spirit. He looks like he loves to play basketball. He looks like he loves to compete, not just play basketball. He loves to figure out how to beat you, how to get under your skin, how to motivate his team."

Alvarado Moving Up Career Charts

Jose Alvarado jumped three positions on Tech's career scoring chart with his 25 points against Wake Forest, moving up to No. 29 with 1,197 points.

He has exceeded 20 points 12 times over his last 27 games, including five times this season. He has posted 59

TECH NOTEBOOK

Media Guidelines

Due to Covid-19 restrictions, all media access during the 2020-21 season, including non-game day sessions and post-game press conferences, will be conducted virtually via Zoom call.

The Yellow Jackets' student-athletes and coaches are generally available to the media prior to practices once prior to each game during the season. The practice schedule varies once the season begins, and media sessions will be scheduled and announced weekly.

Georgia Tech's practices are closed to the public and the media even during normal times.

Interview requests with student-athletes that need to be conducted at other times must be made through Mike Stamus in the communications office at least 24 hours in advance. These interviews will be scheduled around the student-athletes' availability and class schedule.

Media are asked not to contact student-athletes directly either by phone, text, social media or e-mail; they are instructed to refer media to the communications office. Every effort will be made to make players available when requested. Players are not available on game days until after the game.

Interviewing Coach Pastner

Media wishing to speak with Coach Pastner at times other than scheduled media availabilities must notify Mike Stamus in the communications office in advance to make or confirm arrangements. He also is available each Monday on the ACC Teleconference beginning January 4.

Post-Game Protocol

Each team will host its own postgame press conference via video teleconference. Georgia Tech will employ Zoom technology and provide a link to the media the day of each game.

Josh Pastner Radio Show

Head coach Josh Pastner's weekly radio show airs each Monday from 7-8 p.m. on "680 the Fan" and 93.7 FM, beginning in December.

ACC Coaches Weekly Teleconference

The 15 ACC head basketball coaches will be featured on nine Monday teleconferences during the 2019-20 season, beginning on January 4, and continuing through March 1. Each coach will have 10 minutes to make an opening statement and answer questions. There will be an instant replay of each teleconference on the Conference's internet site TheACC.com each Monday afternoon.

Coaches whose teams play on Monday in January and February are not required to participate in that day's call. Coaches who do not have a Monday game - Georgia Tech is one - will be on every Monday at the same time. The teleconference schedule for each Monday will differ for the other head coaches, depending on what teams play that Monday night.

Contact Andy Fledderjohann at the ACC media relations office (afledder@theacc.org) for the call-in number and for questions on the schedule.

double-figure scoring games in his career, 22 times scoring 20 or more.

CAREER RANKINGS AT TECH FOR ALVARADO

Stat	Value	Rank
Points	1,197	29
3-point field goals	144	12
3-point FG attempts	431	13
Assists	312	16
Steals	171	9
Minutes per game	34.4	9

Sophomore Surge

Sophomore guard Michael Devoe, the highest-rated high school prospect Georgia Tech has recruited under Josh Pastner until this fall, steadily improved over the course of his freshman season and made a quantum leap for the Yellow Jackets as a sophomore.

The Orlando, Fla., native led the ACC in scoring through the month of November, and finished No. 7 at 16.0 points per game and No. 5 in field goal percentage (47.6).

He's now warming back up to that level. After the only scoreless game of his career against Kentucky on Dec. 6, Devoe has averaged 15 points while hitting 32-of-64 shots from the floor and 15-of-36 three-pointers over Tech's last six games.

The 6-5 guard is Tech's top scorer in ACC games (19.33 ppg) and ranks No. 2 in that category after scoring 21 points in Tech's loss at Florida State, 20 in its win over North Carolina, and 17 against Wake Forest. He has hit 50 percent of his shots from the floor (20-of-40) and 43.5 percent of his threes (10-of-23).

For his career, Devoe is just over 40 percent on his three-point shooting (40.2), and has hit 44 percent in ACC games.

At his current scoring rate, he is on pace to eclipse 1,000 career points this season (he has 886).

Three Freshmen Join 2020-21 Squad

Georgia Tech filled all three of its available scholarships for this season, signing four-star 7-1 center **Saba Gigiberia**, three-star 6-2 guard **Tristan Maxwell** and three-star 6-9 forward **Jordan Meka**.

Gigiberia, originally from Tbilisi in the Republic of Georgia, attended Prolific Preparatory School in Napa, Calif., after a year at Findlay Prep in Las Vegas, Nev. He has represented Georgia in the FIBA U16 and U18 European Championships.

Meka, originally from Yaounde, Cameroon, has attended Mt. Bethel Christian Academy in Marietta, Ga., since ninth grade, and has made all-state teams the last three years and is the school's all-time leading scorer, rebounder and shot-blocker.

Maxwell, the son of 13-year NBA veteran Vernon Maxwell, led class 4A in three-point shooting last season at North Mecklenburg High School in Huntersville, N.C. He is the school's all-time leading three-point shooter and scorer, and was the consensus North Carolina Player of the Year in 2019-20.

Transfers Howard, Sturdivant Eligible Immediately

Georgia Tech added two players with high-major college experience when 6-10 forward Rodney Howard and 6-2 guard Kyle Sturdivant, both of whom prepped in the state of Georgia, transferred into the Tech program from Georgia and Southern California, respectively, following the 2019-20 season.

Both players were granted immediately eligibility by the NCAA and have three seasons to play for the Yellow Jackets.

Howard, who played 24 games last year and was the second-leading shot-blocker for the Bulldogs, adds experience a young post group that includes freshmen Saba Gigiberia and Jordan Meka.

Sturdivant, who played 21 games at USC before his season ended abruptly due to the death of his father, joins a deep and talented group of guards.

Pre-Season Storylines

• **Core group returns** - Georgia Tech has returned four of its five starters and seven of its eight primary rotation players in 2020-21. Tech's returning players combined for 125 starts and 79.7 percent of Tech's minutes in 2019-20.

• **Firepower returning** - Tech has returned its top three scorers from the season - Jose Alvarado, Michael Devoe and Moses Wright - who accounted for 56.2 percent of its points, 36.1 percent of its rebounds and 43.7 percent of its minutes.

• **Get old and stay old** - Tech's core group of returning players includes four seniors and two juniors.

• **Reinforcements** - Tech added three freshmen rated the nation's No. 51 recruiting class by 247Sports - 6-3 high-scoring guard Tristan Maxwell from North Mecklenburg High School in Charlotte, N.C., 6-9 post player Jordan Meka from Mt. Bethel Christian Academy in Kennesaw, Ga., and 7-1 post player Saba Gigiberia from Prolific Prep Academy in California.

• **Boomerang boys** - All four of the transfers on Georgia Tech's roster are from the Atlanta metropolitan area or went to high school here - Rodney Howard (Alpharetta/Centennial HS), Bubba Parham (Snellville/Brookwood HS), Kyle Sturdivant (Norcross/Norcross HS) and Jordan Usher (Canton/Wheeler HS). Tech graduated two others last season - James Banks III (Decatur, Ga., transferred from Texas) and Shembari Phillips (Atlanta, Ga., transferred from Tennessee).

• **106th season** - Georgia Tech is playing its 106th season of basketball in 2020-21 and began the season with an all-time record of 1,394-1,260 (22 wins and one loss from the 2016-17 and 2017-18 seasons were vacated by the NCAA Committee on Infractions).

• **Tech in ACC play** - This is Tech's 41st season as a member of the Atlantic Coast Conference, having won the conference championship in 1985, 1990 and 1993. Prior to that, Tech competed in the Metro Conference for three seasons from 1975-78, was an independent from 1964-75, and was a member of the Southeastern Conference for 32 years from 1932-64, winning one title in 1938.

• **63** - Total years of full-time experience on Division I staffs for Tech's coaching staff.

• **Rise above** - The Yellow Jackets once again outperformed pre-season projections in 2019-20, finishing in fifth place in the ACC after being picked to finish 12th in the official poll of ACC media. Last season, Tech finished 10th in the ACC after being projected to finish no higher than 13th in the preseason. Tech also outperformed projections in 2016-17, finishing 11th after being picked to finish 14th in Josh Pastner's first season. *The Jackets have been picked to finish ninth in 2020-21.*

• **Never on Tuesday** - Because Georgia Tech dropped the appeal of its postseason ban by the NCAA, it did not play in the ACC Tournament. It is worth noting, however, that the Yellow Jackets' fifth-place regular-season finish would have given them a first-round bye for the first time since the conference expanded to 15 teams.

• **The News at 11** - Tech achieved double-digit ACC wins for the first time since the Yellow Jackets went 13-3 to win the 1995-96 regular season title in the ACC. Tech has won 10 or more ACC games only three times in its 41-year history in the conference.

• **Winning** - Tech's last winning record in the ACC before last season was 2003-04 (9-7), and the Jackets have posted only seven such seasons in 41 years in the league.

• **Home stretch** - Georgia Tech won its final seven home games (six of them ACC games) after starting the season 3-6 within the confines of McCombs Pavilion. Tech's six-game home ACC win streak is its longest since the Jackets went 8-0 at home in the conference in 1995-96.

• **More snacks** - Tech finished 5-5 on the road in the ACC, having defeated NC State, North Carolina, Boston College, Wake Forest and Clemson. The last time Tech won five conference road games was 1995-96 (5-3), when the Jackets finished 13-3 overall and won the ACC regular season title. It

TECH NOTEBOOK

Career Games With ...

Double-Figure Points	2020-21	Career
Jose Alvarado	8	59
Michael Devoe	7	45
Khalid Moore	2	7
Bubba Parham	4	+63
Kyle Sturdivant	1	#2
Jordan Usher	6	*24
Moses Wright	7	38

+includes 53 at VMI; *includes 10 at USC; #includes 1 at USC

20-plus Points	2020-21	Career
Jose Alvarado	5	23
Michael Devoe	3	15
Bubba Parham	--	24
Jordan Usher	--	*2
Moses Wright	4	7

30-plus Points	2020-21	Career
Michael Devoe	1	1
Bubba Parham	0	9
Moses Wright	1	2

10-plus Rebounds	2020-21	Career
Jose Alvarado	1	2
Michael Devoe	1	1
Jordan Usher	1	1
Moses Wright	1	9

Double-Doubles	2020-21	Career
Jose Alvarado	1	2
Michael Devoe	1	1
Jordan Usher	1	1
Moses Wright	1	8

Tech in ACC Rankings

All Games	Player	#	Rank
Scoring average	Jose Alvarado	18.11	2
	Moses Wright	17.00	7
	Michael Devoe	14.22	18
Rebound average	Moses Wright	7.11	10
Field goal pct.	Moses Wright	.548	3
	Jose Alvarado	.528	5
Free throw pct.	Jose Alvarado	.868	8
3-point FG made	Michael Devoe	2.22	9
	Jose Alvarado	2.00	t10
Assists	Jose Alvarado	3.78	10
Assist/TO ratio	Jose Alvarado	1.89	3
	Jordan Usher	1.42	t14
Blocked shots	Jordan Usher	1.00	t11
Steals	Jose Alvarado	2.25	7
	Moses Wright	1.88	t9
Offensive rebounds	Moses Wright	2.89	6
Minutes Played	Jose Alvarado	36.01	4
	Moses Wright	35.47	6
	Michael Devoe	33.66	13

ACC Games	Player	#	Rank
Scoring average	Michael Devoe	19.33	5
	Jose Alvarado	17.33	9
Field goal pct.	Jose Alvarado	.645	t6
Free throw pct.	Jose Alvarado	.800	t8
	Moses Wright	.667	t15
	Michael Devoe	.667	t15
3-point FG pct.	Michael Devoe	.435	8
3-point FG made	Michael Devoe	3.33	t4
Assists	Jose Alvarado	4.00	t12
	Jordan Usher	3.00	t14
Assist/TO ratio	Jose Alvarado	2.00	t5
	Jordan Usher	1.13	13
Blocked shots	Jordan Usher	1.67	3
Steals	Moses Wright	3.00	t2
	Jose Alvarado	2.00	t4
Minutes Played	Jose Alvarado	36.80	7
	Moses Wright	34.81	10
	Michael Devoe	34.80	11

is the only other time Tech has won as many as five ACC road games.

- **ACC honors** — Jose Alvarado (All-ACC third team), Michael Devoe (honorable mention All-ACC), James Banks III (ACC All-Defensive team for the second time).

- **Offense catches up to defense** - Tech finished the regular season No. 17 in the nation in defensive efficiency, according to KenPom.com, and with its best rankings in offensive efficiency and adjusted tempo in the Yellow Jackets' four years under Josh Pastner. Tech improved its overall field goal percentage in ACC games over 2018-19 by 3.6 percent, and its three-point rate by 3.5 percent.

- **A make-or-miss game** - After ranking near the bottom of the ACC in shooting over the first three years under Josh Pastner, Georgia Tech finished 2019-20 ranked No. 2 in the ACC in field goal percentage (46.2) against the conference, No. 6 in three-point percentage (34.1) and No. 9 in scoring (69.85). *See chart on page 4.*

- **More balanced** - Tech ranked ninth in the ACC in scoring average in conference games (69.85) and sixth in scoring defense (69.20). The Jackets have typically ranked near the top in defense (average ranking 4.3) and near the bottom in offense (14.3) the last three seasons. Tech also ranked near the middle in offensive (9th) and defensive efficiency (5th) against the league, according to KenPom.com.

- **Defending the arc** - Tech finished the season with a program record in 3-point field goal percentage defense (28.5 pct.), beating the 2004 Final Four team mark of 29.74 pct. ACC foes shot 29.2 percent against the Jackets, just shy of the mark of 29.0 percent yielded by the 2007-08 team.

- **Clamping down** - Tech won its final six ACC games at home (NC State, Virginia Tech, Louisville, Clemson, Miami, Pittsburgh), holding all five to less than 60 points (57.7 ppg) and limiting them to 36.7 percent shooting from the floor, 18.1 percent from three-point range. *See chart on page 6.*

Building Depth

The upward progress of Georgia Tech's program is evident in the development of its last three classes, each of whom has played significant minutes and made significant contributions on the ACC level. Though not highly-rated in terms of rankings, the players have a wide range of skills and have developed into consistent conference-level performers for the next couple of years.

a. The 2017-18 class of Jose Alvarado, Evan Cole and Moses Wright combined to start 152 games, and contributed 31.8 points, 11.0 rebounds and 76.5 minutes per game last season (Cole graduated and transferred after last season).

b. The 2018-19 class of Michael Devoe, Khalid Moore and Kristian Sjolund combined to start 117 games, and contributed 19.5 points, 6.0 rebounds and 50.4 minutes last season (Sjolund redshirted before transferring to UTEP after last season).

c. James Banks III, who transferred from Texas, and Jordan Usher, a transfer from Southern California, started 54 games, contributed 17.7 points, 12.0 rebounds and played 56.2 minutes per game in 2019-20.

Five-Star Player Development

Notable player development successes over the past four seasons include Josh Okogie, Ben Lammers, Tadic Jackson, Abdoulaye Gueye, James Banks III, Jose Alvarado, Moses Wright and Michael Devoe, who maximized their skill sets and their production under the current coaching staff.

Okogie went from being ranked 11th in the state as a HS senior to a first-round NBA draft pick. Gueye, a 6-9 forward, developed from a project player into an ACC-level contributor in the first two seasons with the current staff. Graduate transfer Brandon Alston had similar statistical numbers at the ACC level as he compiled in two seasons at Lehigh.

Banks, a 6-10 center, made the ACC's All-Defensive

team twice in two years and finished his career No. 8 in blocked shots at Tech. Wright blossomed at the end of the 2018-19 season and doubled his scoring and rebounding averages in 2019-20 over his sophomore year. Devoe added more than six points to his scoring average and ranked among the top five in the ACC in field goal and three-point percentage.

Tech Inks 16th-Ranked Recruiting Class

Georgia Tech signed its highest-rated class in nine years during the November signing period when four-star guards **Dallan "Deebo" Coleman** and **Miles Kelly**, as well as three-star forward **Jalon Moore**, put their names on letters-of-intent to join the Yellow Jackets.

The three-player class is rated the 17th-best in the nation and third-best in the Atlantic Coast Conference according to the 247Sports composite team rankings. Coleman, a 6-6 guard from Callahan, Fla., at No. 48 nationally, is the highest-rated player to sign with Tech during the tenure of head coach Josh Pastner. Kelly, a 6-5 guard from Lilburn, Ga., is No. 108 according to 247Sports but as high as No. 98 according to Rivals. Moore, a 6-6 forward from Gardendale, Ala., holds a 247Sports ranking of No. 137.

It is the first time since 2012 that Georgia Tech has signed as many as three players ranked among the nation's top 150 in the 247Sports ranking. Tech's 2012 recruiting class included four-star forwards **Marcus Georges-Hunt** and **Robert Carter, Jr.**, and was rated the nation's 10th-best. The Jackets had the nation's 11th-ranked class in 2009, a six-player group highlighted by forward **Derrick Favors**, the nation's top-ranked prospect, and guard **Mfon Udofia**.

Winning Starts at Home

Georgia Tech and head coach Josh Pastner have made a priority of making McCamish Pavilion a real homecourt advantage for the program, and the Yellow Jackets made a good start on that by setting a program record for wins at home (17) in 2017-18, which included a 7-2 ACC record and two NIT victories.

Tech is 24-15 against ACC teams at home under Pastner, and that includes a 6-8 mark against ranked opponents.

Tech is 54-22 overall at McCamish Pavilion under Pastner, 97-52 since the building opened for the 2012-13 season.

Three Tech Alumni on NBA Rosters

Since 1982, Georgia Tech has produced 19 first-round NBA draft picks and 46 draft picks overall. A total of 40 Georgia Tech alumni have played in the NBA.

Three former Georgia Tech basketball stars are currently on NBA rosters, including guard **Josh Okogie**, who was drafted 20th overall by for the Minnesota Timberwolves in 2018 and is in his third season with the team.

Thaddeus Young, a 14-year NBA veteran, is in his second season with the Chicago Bulls following three full seasons with the Indiana Pacers, seven seasons in Philadelphia, one in Minnesota and two in Brooklyn.

Derrick Favors, an 11-year veteran, has returned to the Utah Jazz after spending the 2019-20 campaign with the New Orleans Pelicans. He emerged as a key figure in his previous nine-year stint, but became a free agent after the 2018-19 season and signed with New Orleans.

Arts and Letters

Beginning with Moe Miller and Lance Storrs in the summer of 2011, every four-year senior in the Georgia Tech program has graduated, with the exception 2019 senior Ben Lammers, who is playing pro ball overseas and needs to complete one course.

Ten different Georgia Tech players have made the ACC All-Academic team since it was established in 2011, with Marcus Georges-Hunt and Tadic Jackson making it twice.

Tech's men's basketball team has recorded the highest Academic Progress Report scores the last five years since the

TECH NOTEBOOK

McCamish Pavilion 411

Name: McCamish Pavilion (mc-CAME-ish), named for Atlanta insurance executive Hank McCamish who gave the lead gift for the facility

Capacity: approximately 8,600 (6935 court level, 1665 balcony level)

Cost: \$50 million

Contractor: Whiting-Turner

Architect: Populous

Cremins Court: the court remains named for the former Tech head coach

Alexander Courtyard: located at the Fowler Street entrance, honors the former Tech director of athletics and the history of the former Tech home arena named for him

Grand entrance: 10th and Fowler Streets, foyer includes graphic representations of retired jerseys and Tech's two Final Four appearances

Other entrances: West entrance off Fowler Street (students and media), East entrance from main arena parking (for club patrons)

Features: center-hung scoreboard and video boards, mezzanine fascia ribbon boards, theatrical lighting, primarily chairback seating, club area

Facts and Dates

- 2,500 cubic yards of concrete removed
- 3,000 cubic yards of concrete installed
- 500 tons of new steel installed
- Over 1 mile of new railing installed
- 20,000 gallons of paint used
- 2,000 feet of new mechanical piping
- 2,500 feet of new ductwork
- \$4M in new audio-visual and scoreboards
- 50 TV's throughout the concourse and Callaway Club
- Farthest distance material has traveled to get on site: 4,835 miles
- Shortest distance material has traveled to get on site: 1 mile
- Number of Tech alumni involved in the project: over 100
- Number of days construction took: 520
- Number of 1950's old style Coke bottles found while installing the underground foundations: 11
- Number of new staircases: 13
- Number of new sports lights for the competition floor: Over 300
- 270-degree court view from concourse

Groundbreaking: May 5, 2011

Opening: October, 2012

First public event: Oct. 21, 2012 - Jacket Jam (men's and women's scrimmages)

First men's game: Nov. 9, 2012 vs. Tulane

Head coaches: Brian Gregory of Georgia Tech, Ed Conroy of Tulane

Officiating crew: Karl Hess, Gary Maxwell, Raymond Styons

TV announce crew: Tom Werme, Cory Alexander (ACC Network)

First Tech points: Marcus Georges-Hunt (2 FT, 18:13, 1st half)

First basket: Tulane's Josh Davis (18:44, 1st half)

Attendance: 8,600 (sellout)

First women's game: Nov. 11, 2012 vs. Tennessee

Tech played 55 seasons in Alexander Memorial Coliseum, compiling a record of 556-194 (.741). Miami was the last team to play Tech there, a game Tech won, and was the first ACC team to play in McCamish Pavilion, which Miami won. For the 2011-12 season, Tech played its home games at Philips Arena and the Arena at Gwinnett.

NCAA began tracking academic performance in 2004-05. The Jackets scored a perfect team single year APR score of 1000 three straight years from 2011-13.

BASKETBALL GRADUATES

2012 - Derek Craig, Nick Foreman

2013 - Mfon Udofia, Pierre Jordan (Master's), Brandon Reed

2014 - Kammee Holsey, Daniel Miller, Jason Morris

2015 - Robert Sampson

2016 - Marcus George-Hunt, Travis Jorgenson

2017 - Josh Heath, Corey Heyward, Kellen McCormick (Master's), Jodan Price (Master's), Rand Rowland, Quinton Stephens

2018 - Tadic Jackson, Ben Lammers (has one course to complete)

2019 - Abdoulaye Gueye, Sylvester Ogbonda, Brandon Alston (Master's)

2020 - Evan Cole, Shembari Phillips

Welcome to The Hank

Georgia Tech is playing its seventh season in McCamish Pavilion, which was essentially brand new when it opened for the 2012-13 season. The only physical elements of McCamish Pavilion that remain from the venerable Alexander Memorial Coliseum are the roof and the 32 steel ribs that support it.

The capacity of McCamish Pavilion is 8,600, including 1,665 seats in the new balcony level and 6,935 seats in the lower seating bowl. There are no suites, but there is a club area that seats 500. Alexander Memorial Coliseum seated 9,191 spectators in its final configuration.

The most impressive features of McCamish Pavilion are its grand entrance, which fronts 10th and Fowler Streets, the ability for patrons to view the court from the main concourse all the way around, and the theatrical lighting system, which concentrates light on the court while leaving the seating areas dark, modeled after the Staples Center in Los Angeles and Madison Square Garden in New York.

Tech played 55 seasons in Alexander Memorial Coliseum, compiling a record of 556-194 (.741). Miami was the last team to play Tech in Alexander Memorial Coliseum, a game Tech won, and was the first ACC team to play in McCamish Pavilion on Jan. 5, which Miami won. For the 2011-12 season, Tech played its home games at Philips Arena and the Arena at Gwinnett.

20-Game ACC Schedule Rotation

Beginning with the 2019-20 season, the Atlantic Coast Conference implemented a 20-game schedule for all its teams and announced a rotation that will carry the league through the 2021-22 season.

Each team plays its two primary rivals every season both home and away (four games - Clemson and Notre Dame remain Georgia Tech's primary home-and-away opponents) and four rotating opponents both home and away (eight games). The remaining eight opponents will be single games, four at home and four on the road. The full cycle of repeat opponents will be complete following the third year.

Under the former 18-game schedule, each team played four opponents both home and away each season, four at home and four away.

In 2020-21, Tech's home-and-away opponents are Clemson, Duke, Florida State, Notre Dame, Virginia and Wake Forest, with home games against Boston College, North Carolina, Pittsburgh and Syracuse. Away-only opponents are Louisville, Miami, NC State, Virginia Tech.

In 2021-22, the Yellow Jackets play Boston College, Clemson, Miami, North Carolina, Notre Dame and Virginia Tech both home and on the road, and will host Florida State, Louisville, NC State and Wake Forest. Away-only opponents are Duke, Pittsburgh, Syracuse and Virginia.

Georgia Tech By the Numbers

1	SEC Championships
1	NCAA Post-Graduate Scholar
1	Naismith Award winner
2	Final Four appearances
2	ACC regular-season titles
2	ACC Players of the Year
2	National Freshmen of the Year
3	ACC Championships
3	Years a Member of the Metro Conference
5	First-team All-America players
6	Jersey numbers retired
6	Academic All-Americans
7	NCAA Sweet 16 appearances
8	Wins over teams ranked No. 1
8	NBA lottery picks
12	ACC Rookie of the Year honorees
14	Head coaches in program history
16	NCAA Tournament berths
19	NBA first-round draft picks
24	Total postseason berths (NCAA and NIT)
32	Years a Member of the SEC
40	Years a Member of the ACC
47	Players taken in the NBA Draft
49	Players selected All-ACC
228	Weeks ranked in either AP or Coaches Poll

Tech's NCAA Tournament History

Georgia Tech has played in the NCAA Tournament 16 times in its history. Fifteen of those appearances have occurred from 1985 to the present, 10 under head coach Bobby Cremins and five under Paul Hewitt.

Tech has a record of 23-16 in NCAA Tournament play, highlighted by its 2004 trip to the NCAA title game as well as a Final Four berth in 1990. The Yellow Jackets have reached the NCAA Sweet 16 seven times (1960, 1985, 1986, 1990, 1992, 1996, 2004).

The 2004 and 2005 appearances were Tech's' first back-to-back appearances since Bobby Cremins led the Institute to the Big Dance nine straight years from 1985-93.

Georgia Tech has won at least one game in 11 of its 16 NCAA Tournament appearances.

Tech's ACC Tournament History

Georgia Tech has played in 40 ACC Tournaments, and has a 26-37 all-time record in the event. The Yellow Jackets have won three championships, in 1985 (Atlanta), 1990 (Charlotte) and 1993 (Charlotte).

Tech has been a runner-up four times (1986, 1996, 2005, 2010). The 1986, 1996 and 2010 runs to the finals occurred in Greensboro. Tech also made the finals in 2005 at the Verizon Center in Washington, D.C.

Tech was 0-2 in the ACC Tournament under coach Dwane Morrison, 15-16 under Bobby Cremins (including all three titles), 9-11 under Paul Hewitt (runner-up in 2005 and 2010), 2-5 under Brian Gregory, and 0-3 under Josh Pastner.

Tech did not play in the 2020 tournament while serving an NCAA postseason ban.

BIO UPDATES

Head Coach Josh Pastner • 5th season

After guiding Memphis to five post-season berths in seven seasons as the Tigers' head coach, Josh Pastner became Georgia Tech's 14th head basketball coach on April 8, 2016.

Implementing a high-energy style of play and creative offensive and defensive schemes, and building the Jackets' talent base for the future, Pastner has established the Yellow Jackets as one of the top defensive teams in the nation, while he and his staff have steadily improved the team's offense to be ranked in the top half of the Atlantic Coast Conference.

Pastner has tirelessly promoted the program on campus and throughout the city of Atlanta in an effort to re-create the major homecourt atmosphere that surrounded the Yellow Jackets throughout the 1980s, 1990s and into the middle of the 2000s. The result has been numerous wins, high excitement and 13 sellouts in four seasons at McCamish Pavilion.

Four of his players - guards Josh Okogie, Jose Alvarado and Michael Devoe, as well as centers Ben Lammers and James Banks III - have earned Atlantic Conference honors during his tenure. Okogie, in particular, developed from an under-the-radar high school prospect into a highly-regarded NBA prospect, having been selected 20th in the 2018 NBA Draft, while Lammers has had a successful first two years as a pro in Europe.

In year four of Pastner's rebuilding of the Tech program, the Yellow Jackets posted a 17-14 record in 2019-20, winning nine of its last 12 games, including six of the last seven. Tech finished with the program's first winning ACC record since 2004, its highest ACC finish since 2005 (fifth) and its most conference victories (11-9 record) since 1996.

The Jackets ranked No. 17 in the nation in defensive efficiency while finishing ninth in the ACC in scoring against league teams, second in field goal percentage and sixth in three-point percentage.

Three players - guards Jose Alvarado (All-ACC third team), Michael Devoe (All-ACC honorable mention) and center James Banks III (ACC All-Defensive team) - earned conference honors.

In his first season at the helm, his Yellow Jacket team defied all pre-season expectations by reaching the post-season and advancing to the finals of the National Invitation Tournament. Tech earned victories over No. 9 North Carolina, No. 6 Florida State and No. 14 Notre Dame (later vacated by the NCAA Committee on Infractions), who all finished among the top four in the ACC regular season. He was named Coach of the Year in the ACC and in NABC District 2.

Two of his players earned all-Atlantic Coast Conference honors; junior center Ben Lammers was named second-team All-ACC and ACC Defensive Player of the Year, while freshman guard Josh Okogie was named to the ACC All-Freshman team.

Though hampered by several significant injuries and other issues in 2017-18, Tech still was able to knock off a pair of top-25 teams while Lammers and Okogie again earned conference honors, and Okogie developed into an NBA first-round draft choice. In 2018-19, the Yellow Jackets picked up significant road wins at Arkansas, Syracuse and NC State, each of whom made post-season play.

Pastner, 43, compiled a 167-73 record over seven seasons as the head coach at Memphis, where the Tigers earned bids to the NCAA Tournament four times. He tied for the 10th most wins for a head coach in his first seven seasons in Division I basketball history, and was the second winningest active coach under the age of 40 in NCAA Division I at the time.

Despite his young age, Pastner has been involved in basketball at the Division I level for 22 years, as a player and an assistant coach at Arizona, and as an assistant coach and the head coach at Memphis. He has been a part of teams that have won 541 games, played in 17 NCAA Tournaments and 19 total post-season events. Teams he has been involved with have won 12 conference tournament or regular-season championships, advanced to seven Sweet Sixteens, five Elite Eights, two Final Fours and two NCAA championship games.

As an NCAA head or assistant coach and an AAU head coach, he has coached nearly 25 NBA draft selections.

Pastner's Memphis teams averaged 23.9 wins per season and compiled a conference regular-season record of 82-36, including a conference winning streak of 28 games. The Tigers went 11-4 in Conference USA and American Athletic Conference tournaments, including three championships.

He guided Memphis to five post-season berths, the NIT in 2010 and the NCAA Tournament in 2011, 2012, 2013 and 2014. Pastner twice won Conference USA Coach of the Year honors (2010, 2013) by various organizations and news media.

Pastner was born in Glen Dale, W.Va., and grew up in Kingwood, Texas. He earned his bachelor's degree in family studies in December of 1998, in just two and a half years, from Arizona and his master's degree in teaching and teacher education from Arizona in December of 1999, all while lettering four years in basketball under head coach Lute Olson.

He married the former Kerri Lamas of Sierra Vista, Ariz., in 2009. He has a stepson (Ethan) and three daughters, Payten, Kamryn and Harper.

Pastner as a Head Coach

Season	School	Overall	Conference	Postseason
2009-10	Memphis	24-10	13-3/2nd	NIT second round
2010-11	Memphis	25-10	10-6/4th	NCAA Tournament
2011-12	Memphis	26-9	13-3/1st	NCAA Tournament
2012-13	Memphis	31-5	16-0/1st	NCAA Tournament, round of 32
2013-14	Memphis	24-10	12-6/3rd	NCAA Tournament, round of 32
2014-15	Memphis	18-14	10-8/5th	
2015-16	Memphis	19-15	8-10/7th	
at Memphis	7 years	167-73	82-36	
2016-17	Georgia Tech	! 21-16	! 8-10/11th	NIT finals!
2017-18	Georgia Tech	! 13-19	6-12/13th	
2018-19	Georgia Tech	14-18	6-12/10th	
2019-20	Georgia Tech	17-14	11-9/5th	
2020-21	Georgia Tech	5-3	1-1	
at Georgia Tech	5th year	! 71-70	! 33-44	
Career	12th year	! 238-143	! 115-80	

! On-court record (22 wins and one loss from 2016-17 and 2017-18 seasons, as well as Tech's NIT appearance, vacated by the NCAA Committee on Infractions)

Pastner Resume

- Head coach, Georgia Tech (2016-present)
- Head coach, Memphis (2009-16) - 4 NCAA Tournaments, 1 NIT, 4 Conference USA titles
- Assistant coach under John Calipari, Memphis (2008-09) - NCAA Sweet 16, C-USA champions
- Assistant coach under Lute Olson, Arizona (2002-08) - 6 NCAA Tournaments, 2 Pac-10 titles
- Basketball staff assistant under Lute Olson, Arizona (2000-02) - Pac-10 champions in 2002
- Played collegiately for Lute Olson, Arizona (1996-2000) - 4 NCAA Tournaments, 1997 National Champions, 2 Pac-10 titles

Also on the Bench

ERIC REVENO

Associate Head Coach • 5th year at Tech

Eric Reveno, who served 10 years as the head coach at the University of Portland, joined Josh Pastner's men's basketball staff in May, 2016. He was promoted to associate head coach on Nov. 1, 2019.

The former post player oversaw one of the Yellow Jackets' great successes in 2016-17 in the development of 6-10 center Ben Lammers, who became a second-team All-ACC performer and the conference's Defensive Player of the Year. He also helped transfer James Banks III develop into one of the ACC's top defensive players, making the ACC's All-Defensive team twice.

Reveno's penchant for analytics has led the Jackets to adopt advanced new methods and technologies to help the team's performance, such as the new Noah shot-tracking systems in the Zelnak Practice Facility and the McCamish Pavilion main floor, along with other analytics and data-gathering methods. In addition to recruiting, player development, on-court coaching, scouting and game-planning, Reveno also handles budget management, staff organization and game scheduling for the program.

Reveno, 54, and his wife, Amanda, have two children: Katie (16) and Andrew (13).

JULIAN SWARTZ

Assistant Coach • 5th year at Tech

A 17-year coaching veteran, including 10 years on the NCAA Division I level, Julian Swartz was named an assistant coach on Josh Pastner's staff in August of 2018.

Swartz, 40, is responsible for on-court development of Tech players and focuses his efforts on the Yellow Jackets' defensive schemes as well as handle recruiting responsibilities. He helped guide Tech's defense to a national ranking of No. 37 in efficiency in 2018-19 and No. 17 in 2019-20, according to KenPom.com, and the Yellow Jackets also ranked among the top 15 in effective field goal percentage and three-point defense.

Swartz's efforts have been central to the Jackets' last two recruiting classes, and he has been ranked No. 6 among college basketball recruiters by 247Sports. Tech's 2020-21 class of guards Dallon "Deebo" Coleman and Miles Kelly and forward Jalon Moore was ranked the 17th-best in the nation.

ANTHONY WILKINS

Assistant Coach • 3rd year at Tech

Anthony Wilkins, an Atlanta native who spent the past five seasons on the coaching staff at Tulane University, joined Georgia Tech's basketball staff in June of 2018.

Wilkins, 40, served as an assistant coach for four seasons at Tulane after serving as director of basketball operations during his first year with the Green Wave. At Tulane, Wilkins handled game strategy and scout prep responsibilities along with player development and recruiting duties. He also had six years of professional playing experience prior to entering the coaching world.

Focusing his on-court efforts with Tech's offense, the Yellow Jackets made significant strides in his two seasons on The Flats, helping elevate the Jackets into the top half of the ACC in scoring, field goal percentage and three-point shooting. He helped develop Tech's guard tandem of Jose Alvarado and Michael Devoe into two of the ACC's top 10 scorers last season.

Born in Atlanta, Wilkins lived in the city for much of his childhood and attended Therrell High School for two years before finishing his high school studies at Glenville High School in Cleveland, Ohio.

BIO UPDATES (see game-by-game stats and career highs in stat pack)

10 • Jose Alvarado • G • 6-0 • 179 • Sr.

- Tough, determined, high-motor point guard who has been an ironman and the heart and soul of the Yellow Jackets
- Voted preseason second-team All-ACC by the official panel of media at ACC Operation Basketball
- Named ACC Player of the Week this week after scoring 20 points against North Carolina and 25 against Wake Forest in the last week
- Scored 20 or more points five times in nine games this season ... Tallied 12 of his 20 in the second half to lift Tech past North Carolina (8-10 FG, 7 assists, 3 steals) ... Scored 15 of his 25 against Wake Forest out of the halftime break to help expand Tech's lead from 14 to 25 ... Led Jackets to win at Nebraska with 19 of his 24 points in second half (7-12 FG, 3-5 3pt FG, 3 assists)
- Matched his career best of 29 points twice this season, vs. Georgia State in the season opener (with 10 rebounds) and vs. Delaware State (with 5 assists, 11-14 FG, 4-5 3pt FG) ... Scored 17 of his 29 against Delaware State in the second half to spark a 25-1 run in a 28-point victory
- No. 2 in ACC in scoring (18.11 ppg), No. 5 in FG percentage (52.8), No. 3 in FT percentage (86.8), tied for 10th in 3-point FG made (2.00), 10th in assist average (3.78), No. 5 in steals (2.11), No. 3 in assist/turnover ratio (1.89), No. 4 in average minutes (36.01)
- Voted to the All-ACC third team last year despite missing seven games due to injury early in the season
- Became the 45th Tech player to reach 1,000 career points against Pittsburgh last March 4 ... He now ranks No. 29 at Tech with 1,197 points and is the No. 2 active career points leader in the ACC behind Chris Lykes of Miami
- Has 59 career double-figure scoring games (16 as a freshman, 20 as a sophomore, 15 as a junior) ... Has topped 20 points 22 times
- Has risen to No. 10 all-time at Tech in career steals (171) and is the ACC's active career leader
- His 312 career assists are third-most among active ACC players, 16th all-time at Tech
- No. 12 at Tech in career three-point field goals (144)
- Has started all but one game he has been available to play in his career ... Missed 15 games due to injury, seven as a junior with a sprained ankle and eight as a freshman due to a broken elbow
- Has 14 complete games (40 minutes) in his career ... Played 58:22 of a possible 60 minutes in Tech's 4 OT loss to Georgia State and ranks fourth in the ACC in average minutes this season
- Hit at least one three-point field goal in 27 straight games, dating back to last Jan. 4 at North Carolina
- Twelve 20-point efforts over his last 27 games, beginning with a 25-point performance at North Carolina in which he hit 8-of-12 shots from the floor and 4-of-6 from distance last January
- Set a Tech record with nine steals last season vs. NC State, broke the Tech record of eight set by Kenny Anderson, another Brooklyn product, against Duke on Jan. 30, 1991 ... ACC record is 11, and only three ACC players have ever recorded more than nine steals in a game ... Led the ACC in that category (2.37 per game)
- In ACC games last season, ranked 8th in scoring (16.05 ppg), No. 6 in field goal percentage (.465), No. 8 in assists (4.32) and No. 1 in steals (2.37)

0 • Michael Devoe • G • 6-5 • 197 • Jr.

- One of the most improved players in the ACC from freshman to sophomore seasons, improving his scoring average more than six points per game overall and four points per game in conference play
- Earned honorable mention All-Atlantic Coast Conference honors ... Named to Associated Press' All-ACC second team
- Left-handed combo guard with a high IQ who ranks No. 18 in the ACC in scoring average (14.22), No. 9 in 3-point FG made (2.22), No. 13 in average minutes (33.66)
- Tech's No. 2 rebounder (4.9 rpg) and assist man (3.2 apg) ... Has hit 36.4 percent of his threes overall and 72 percent from the foul line
- Tech's top scorer in ACC games so far, with 21 at Florida State (7-15 FG, 2-6 3pt FG), 20 vs. North Carolina (7-11 FG, 4-7 3pt FG) and 17 vs. Wake Forest (6-14 FG, 4-10 3pt FG) ... Has hit 50 percent from the floor, 43.5 percent from the three-point line
- Has hit 40.2 percent of his three-point shots over his career, and has entered the top 20 all-time at Tech in three-pointers made (115) ... Sits 114 points away from 1,000 for his career
- Last season: finished No. 7 in the ACC in scoring (16.00 ppg) and No. 5 in field goal percentage (47.6) ... Hit 42.7 percent of his three-point tries, 44.2 percent in ACC games, the best rate for a Tech player since Anthony Morrow in 2007-08
- Was especially good over Tech's final 11 ACC games, averaging 15.7 points and 4.3 assists ... Scored 22 points with seven assists at Pitt, 24 points with five assists at Wake Forest, 20 points at Clemson, including the game-winning field goal
- Ranks No. 13 in the ACC in minutes played (33.66); was No. 6 last season (35.14 mpg)
- Scored 20 or more points 10 times last season, three this season, including a high of 24 against Georgia State
- Notched first career double-double vs. the Panthers with a career-high 13 rebounds
- Scored in double digits 42 times in his career, and has 14 20+ games

14 • David Didenko • F • 6-9 • 233 • Jr.

- Last name pronounced "duh-DEN-ko"
- Played in six games last season, scoring his first points on a three-pointer vs. Morehouse ... Played in two games this season
- Native of Russia who attended Boca Raton Community School in Florida and spent the 2018-19 season at Palm Beach State College, a junior college in Boca Raton
- Excellent student and a full academic qualifier out of high school who signed a letter-of-intent to attend Tech in November, 2018 and enrolled for the summer, 2019 term
- Eligible immediately and has three seasons with the Yellow Jackets ... Excellent physical size with high basketball IQ and skills
- Born in Yakutsk, Russia, came to Brooklyn, N.Y., in August, 2010, at the age of 11, on vacation, and has remained in the United States
- Prior to his enrollment at Boca Raton Community High School, attended Northeast High School as a junior, and Montverde Academy for his ninth- and 10th grade years
- Played in 27 games, starting four, for Palm Beach State, where he averaged 3.8 points and 3.4 rebounds ... Team went 21-9
- Hit 32.7 percent of his shots from the floor, 21.7 from three-point range and 60.5 percent from the foul line
- Hit double figures three times, scoring 12 points each against Cape Fear CC, Polk State College and Florida National Univ. JV

2 • Saba Gigiberia • C • 7-1 • 250 • Fr.

- Name pronounced "SOBB-uh GEE-GEE-buh-REE-uh" with a hard G
- Played short minutes in five games this season, with a high of 10:01 vs. Delaware State (2 pts, 6 reb)
- Four-star post prospect originally from the Republic of Georgia who played his high school basketball in the United States
- Excellent basketball IQ who can play with his back to the basket or facing the basket, has a 7-foot-4 wingspan
- Grew up playing rugby, but said his grandfather encouraged him to switch to basketball at 12 because of his height ... Developed well and earned a spot with a club in Spain at 14 years old, where he played for two years before leaving for the U.S. at age 16
- Played his final year of high school at Prolific Preparatory School in Napa, Calif., ranked as high as No. 72 nationally (247Sports) and No. 14 at his position ... Played at Findlay Prep his junior year.
- Played for his home country of Georgia in the FIBA U16 European Division B Championship in 2017, and in the FIBA U18 European Division B Championship in 2019.

24 • Rodney Howard • F • 6-10 • 241 • So.

- Enrolled at Georgia Tech in the summer of 2020 following his transfer from Georgia, where he played his freshman year
- Received immediate eligibility from the NCAA and has three years of eligibility at Tech
- Started Tech's first two games in the post this season, with highs of six points and four rebounds against Mercer, but played limited minutes in four games since as Tech played a small lineup
- Played 10:01 vs. Delaware State (7 pts, 3-3 FG), and 7:32 against North Carolina to help counter the Tar Heels' army of big men
- Originally signed with Ole Miss before re-opening his recruitment following a coaching change there, and signed with the Bulldogs
- Attended high school in Alpharetta, Ga., prior to his senior year, which he spent at Legacy Charter School in South Carolina
- Played in 24 games, including a pair of starts against N.C. Central and at Arizona State, last season at Georgia ... Averaged 1.3 points, 1.5 rebounds and 0.6 blocks in 7.3 minutes of action per game, hitting 13-of-23 shots from the floor (56.5 pct.)
- Finished second on the team in blocked shots (15) despite seeing a fraction of the playing time of the team leaders
- Played double-digit minutes in two SEC games late in the season - South Carolina and LSU

BIO UPDATES (see game-by-game stats and career highs in stat pack)

11 • Tristan Maxwell • G • 6-2 • 209 • Fr.

- High-scoring and record-setting guard who was named the North Carolina state player of the year by the Charlotte Observer and MaxPreps following his senior year
- A consensus three-star rating with a ranking as high as No. 198 nationally, and No. 37 at his position
- Missed most of Tech's preseason practice with a broken bone in his right foot ... Saw his first action against Delaware State (3 points on free throws in 8:12)
- Son of Vernon Maxwell, a former University of Florida All-American and longtime NBA veteran and champion with the Houston Rockets
- The first Charlotte, N.C., area prospect to sign with Georgia Tech since Anthony Morrow in 2005
- Double-figure scorer for North Mecklenburg High School since his freshman year, earning all-conference honors four years and all-state honors as a junior and senior
- Became the school's all-time leading scorer his senior year (finished with 2,253 points, 20th-most all-time in the state) and set the school mark for three-point field goals (finished with 331) by the end of his junior year
- North Mecklenburg compiled a record of 104-12 in his four years on the team, winning its conference and reaching the sectional finals each year

23 • Jordan Meka • F • 6-8 • 224 • Fr.

- Last name pronounced "MECK-uh"
- Played in one game, eight minutes vs. Mercer, but is out indefinitely with a back injury
- Multiple all-state and all-Atlanta Metro performer with a 7-foot-1 wingspan
- Ranked as high as No. 129 nationally and No. 26 at his position by 247Sports (power forward)
- Enjoyed a record-breaking career at Mount Bethel Christian Academy, setting school records for points, rebounds and blocked shots
- High-level student academically, originally from Yaoundé, Cameroon, moved to the United States in 2016
- Earned all-state honors in Mount Bethel's classification (A-private) every year since his freshman year, including player of the year honors as a sophomore
- Led the Eagles to a pair of state Georgia Independent Christian Athletic Association (GICAA) titles in 2017 and 2018, and to the Class A semifinals as a junior in 2019 ... Reached the A-private state playoffs in 2020 and finished second, beating the No. 4, No. 9 and 15 teams along the way ... Four-year record of 87-36
- Before his senior year even began, had set career school records for points (finished with 1,670, surpassing current Tech guard Coleman Boyd), rebounds (920) and blocked shots (>400)

12 • Khalid Moore • F • 6-7 • 200 • Jr.

- First name pronounced "kuh-LEED"
- Athletic and long (7-foot, 0.5-inch wingspan) forward with good scoring ability and basketball IQ
- Key player in Tech's win at Nebraska with season highs of 11 points (5-7 FG) and eight rebounds ... Had four points, six rebounds, four assists at Florida State ... Matched season high with 11 vs. Delaware State (2-3 FG, 2-2 3pt FG, 5-6 FT)
- Averaging 5.0 points and 3.7 rebounds in 22.5 minutes per game for the season ... No. 5 on the team in steals, No. 6 in scoring, No. 4 in rebounding
- Started 12 games last season, 22 for his career
- Does a lot of things that don't show up in the box score, good passer, moves well without the ball, keeps Tech offense moving, and his length and activity is an asset on defense ... Plus/minus rating generally on the positive side
- Excellent sophomore debut with 11 points, four rebounds, three assists and six steals in Tech's season-opening victory at NC State ... Collected a critical offensive rebound and dish to James Banks for field goal attempt on which he was fouled for the winning points
- Had two double-figure games last season, also scored 10 at Kentucky
- One of two New York natives on the team ... Came from the same high school (Archbishop Molloy) as Yellow Jackets' legendary point guard Kenny Anderson, and played on the same AAU team as teammate Jose Alvarado

3 • Bubba Parham • G • 5-10 • 160 • Jr.

- Last name pronounced "PARR-um"
- Atlanta-area product who transferred to Georgia Tech following two standout seasons at VMI, where he made the All-Southern Conference team as a sophomore and was named SoCon Freshman of the Year
- High-volume three-point shooter who can score in a variety of ways despite his small stature
- Averaging 9.7 points in 2020-21, including a Tech career high of 17 vs. Kentucky, 16 vs. Mercer, 14 vs. Georgia State, 13 vs. FAMU
- Drained three 3-point field goals against North Carolina, two of them as Tech rallied from a 61-53 second-half deficit to win the game
- Came off the bench in Tech's first two games, started last six, and ranks top 20 in the ACC in minutes (30.9 per game)
- Has team's best turnover rate, just six against 21 assists in 278 minutes ... • Has 22 games with zero or one turnover at Tech
- Ten career career double-digit games ... In three career games vs. Kentucky, averaged 20.7 points (22-of-37 FG, 15-of-26 3pt FG)
- Has scored 1,372 points in his career, 247 of those at Tech, and has hit 216 career three-point field goals
- Started six games last season while Jose Alvarado was injured, averaged 26.5 minutes per game ... Averaged 5.2 points and 1.8 assists per game, and went 26-of-30 at the free throw line
- Tallied six double-figure scoring games, all against power conference teams (Georgia, Arkansas, Syracuse, Kentucky, North Carolina, Virginia Tech)
- In ACC games, hit 29.6 percent of his threes and averaged 2.0 assists while averaging 25.3 minutes off the bench
- Ranked No. 18 among 2019-20 transfer class by Stadium's Jeff Goodman, who quoted a scout as saying, "He's a badass. Cat-quick combo guard who can score 40. Elite in ball screens, deep range and can really pass."
- Topped the SoCon in scoring with 21.4 points per game, and ranked third in the SoCon with 3.63 three-point field goals per game, hitting 39.7 percent of his attempts ... Had 10 games with five or more three-pointers made during the season
- Became the first VMI freshman to earn conference Freshman of the Year honors since 2010-11 (Big South Conference) and the first VMI SoCon FOTY since 2001-02

1 • Kyle Sturdivant • G • 6-2 • 198 • So.

- Played his freshman season at Southern California, transferred to Georgia Tech following the spring, 2020 semester ... Granted immediate eligibility by the NCAA and has three years of eligibility at Tech
- Played in all nine games for Tech off the bench this season ... Averaged 7.3 points across Kentucky/Nebraska/FSU games after going scoreless in first two ... Hit for a career-high 15 points (5-6 FG, 4-4 FT) with three assists against Kentucky
- ACC high is seven points against Wake Forest, and is averaging 3.7 points for the season
- First Norcross High School alumnus to join the Tech program since Gani Lawal (2007-10)
- Played in 21 games last season at USC, averaging 8.3 minutes, 2.0 points and 1.1 rebounds while hitting 34.8 percent of his shots from the floor ... Recorded 25 assists over 22 turnovers
- Scored a season-high 11 points vs. Marquette on Nov. 29, played season-high 18 minutes vs. Florida Gulf Coast on Dec. 29
- Did not play after Feb. 8 following the passing of his father, Gary.
- Named to the Georgia 7A All-State second team as a high school senior, and was named the 7A Georgia Player of the Year as a junior ... Helped Norcross finish as 7A state runners-up his sophomore and junior seasons, and also to the state final four as a senior
- Ranked the No. 6 player in the state of Georgia and the No. 12 point guard in the country by 247Sports, No. 93 overall in the country by Rivals.com

BIO UPDATES (see game-by-game stats and career highs in stat pack)

4 • Jordan Usher • G/F • 6-7 • 220 • Jr.

- Atlanta-area product who transferred to Georgia Tech from the University of Southern California prior to the start of spring semester 2019
- Became eligible last Dec. 18 vs. Ball State and has started all 32 games since, manning the wing spot on the floor
- Able to create for himself and others, averaging 9.7 points (fourth on the team) and 3.0 assists while grabbing 5.2 rebounds (second on the team) and 1.3 steals per game
- Scored 14 points against North Carolina, 11 of them in the first half to keep Tech within striking distance after falling behind by 11 ... Scored only one point against Wake Forest, but took eight rebounds, had five assists and blocked four shots
- Stat line vs. Delaware State was 10 points, 3-5 FG, 3-3 FT, and matched career bests with six assists and four steals
- Recorded his first career double-double with 15 points and 10 rebounds against Georgia State ... Scored 11 vs. Mercer, 12 vs. Kentucky, 12 at Florida State
- Has hit 47.2 percent of his shots from the floor
- Has notched 14 double-digit games at Tech, five of those this season ... Tech is 9-5 in games he has scored in double-digits
- Averaged 8.2 points and 4.4 rebounds overall, 7.7 points and 4.4 rebounds last season in conference games
- Averaged 12.0 points and 4.7 rebounds in three games in last year's Diamond Head Classic with a season high of 18 points and seven rebounds in the Jackets' win over Boise State and 10 against Houston
- Strong wing with size, a high motor and the ability to get to the rim and create scoring opportunities ... His athleticism and strength make him a force both offensively and defensively
- Prior to leaving the USC team, started twice and saw action in 12 games overall in 2018-19 ... Averaged a career-high 24.5 minutes per game, with 8.6 points per game and 3.7 rebounds per game ... Hit 45.2 percent of his shots from the floor, and was 8-of-28 from three-point range
- As a freshman, averaged 4.8 points and 2.0 rebounds and played in all 36 games for the Trojans ... Made his only two starts of the season in the NIT, scoring 13 points each vs. UNC Asheville and Western Kentucky

5 • Moses Wright • F • 6-9 • 233 • Sr.

- Vastly improved, athletic frontcourt player who had played one year of varsity basketball in high school before signing with Tech in spring of 2017
- Last season, nearly doubled his scoring and rebounding averages from his sophomore year ... Shooting percentages improved as well (+6.1% FG, +3.3% 3pt, +12.8% FT)
- Making similar strides this season ... Scoring average up 4.0 ppg, rebounds up 0.1 rpg, FG pct. up 1.7%, 3pt FG pct. up 1.2%, FT pct. up 6.9% over 2019-20
- Currently No. 7 in the ACC in scoring (17.00), No. 10 in rebound average (7.11), No. 3 in field goal percentage (54.8), No. 6 in steals (2.00 per game) and No. 6 in average minutes played (35.47) ... His 51 free throw attempts are No. 2 in the conference
- Eclipsed 20 points in a game four times this season, including game-high 24 vs. FAMU most recently
- Earned ACC Player of the Week honors after scoring 21 points (9-14 FG, 3-3 FT) with seven rebounds and three blocks in Tech's win over Kentucky
- Posted his second career 30-point game against Georgia State, scoring 31 with 19 rebounds (11 offensive) ... The 19 rebounds were the most by a Tech player in five seasons, and he hit 14-of-22 shots from the foul line, the 22 attempts tying a Tech record
- Has eight career double-doubles (seven in 2019-20)
- Bidding to become the 21st Tech player to reach 1,000 points and 500 rebounds for his career (has 848 points, 477 rebounds)
- Added about 25 pounds since between the beginning of his sophomore year and the beginning of his junior year
- Has been a consistent performer since the beginning of last season, missing double digits in scoring only seven times
- Posted a historic performance for a Tech player at Syracuse, scoring 33 points with 10 rebounds ... The 33 points tied the third-most ever recorded by a Tech player in an ACC road game, and were the most for a Jacket in an ACC road game in nearly 20 years ... He made 14 of 17 field goal attempts in the game, with the 14 field goals the third-most ever by a Tech player against an ACC team.
- Finished last season as Tech's No. 3 scorer (13.0 ppg, 21st in the ACC) and No. 2 rebounder (7.0 rpg, 14th ACC) who connected on 53.1 percent of his shots from the floor (No. 3 in the ACC)
- Averaged 13.4 points in ACC games last season (19th) while grabbing 6.8 rebounds per game (15th ACC) and hitting 50.5 percent from the floor (No. 4 ACC)
- Grew four inches and added 40 pounds after his sophomore year in high school... Has a 6-foot, 11.25-inch wingspan
- First North Carolina native to sign with Tech since Anthony Morrow (Charlotte), who played at Tech from 2004-08 and was an eight-year NBA veteran

13 • Coleman Boyd • G • 6-1 • 173 • So.

- Non-scholarship guard who enrolled at Tech for the summer term
- Played in four games last season, scoring five points with two assists and a steal ... Drove for a layup against Hawaii for his first collegiate points, and hit a three-pointer against Morehouse
- All-state point guard from Georgia private school powerhouse Mt. Bethel Christian Academy
- Four-year letterwinner and captain at Mt. Bethel, which won state Georgia Independent Christian Athletic Association (GICAA) championships in 2017 and 2019, and reached the final four in 2016 and 2019 ... Team went 97-26 in his four years
- Earned all-region and honorable mention all-state honors in 2019 by the Georgia High School Association
- Played at Mt. Bethel for his father, Cal, a longtime successful high school coach in the Atlanta area and a standout basketball player at Wake Forest following a legendary high school career at Campbell High School in Smyrna

34 • Niko Broadway • G • 6-3 • 195 • So.

- Non-scholarship guard who enrolled at Tech for the fall term
- Played in three games last season, scored his first collegiate points on a reverse layup against Morehouse
- Comes from a Tech family ... Both parents went to Tech, and his brother, Olin, is on the football team
- Two-year starter for coach Aaron Parr who helped St. Pius X win 102 games while he was on the varsity team ... Second-team all-state and first team
- All-region as a senior, when he averaged 10.6 points, 5.4 rebounds and 2.1 assists per game, all second-best on the team
- Led St. Pius X to back-to-back runner-up finishes in the state championship in 2017 and 2018 (both at McCamish Pavilion), and three consecutive region titles in 2017, 2018 and 2019

35 • Jehloni James • F • 6-6 • 180 • So.

- Non-scholarship player who joined the Tech program for the fall, 2019 semester
- His father, Elbridge, played college basketball at Binghamton University
- Played in one game in 2019-20, for the final minute against Elon, and made his only field goal attempt.
- Played four years and lettered three at Lanier High School in Sugar Hill, Ga.

45 • Shaheed Medlock • G • 6-5 • 196 • Sr.

- Non-(athletic)-scholarship player who enrolled at Tech and joined the basketball program in the summer of 2016 ... Was not on the team in 2017-18, but returned for the 2018-19 season
- Played in seven games for the Yellow Jackets over the past three years
- Enrolled at Tech on a Bill Gates Millennium Scholarship
- Earned a reputation as an outstanding defensive player in high school

55 • Malachi Rice • G • 6-0 • 186 • Sr.

- Left-handed point guard who played four years, lettering in three, on the varsity team at Brebeuf Jesuit Preparatory School ... Led Brebeuf to Circle City Conference championships twice
- Played in six games for the Yellow Jackets over the past two years ... Played in just one game this season, missing opportunities due to an injured ankle
- Older brother Solomon is a distance runner on the track team at Columbia University ... Twin brother Isaiah is a freshman walk-on basketball player at Vanderbilt ... His uncle, Kenneth Rice, played basketball at Alabama from 1988-91

2020-21 SEASON STATISTICS AND RESULTS

Game Records

Record	Overall	Home	Away	Neutral
ALL GAMES	6-3	4-2	1-1	1-0
CONFERENCE	2-1	2-0	0-1	0-0
NON-CONFERENCE	4-2	2-2	1-0	1-0

Score by Periods

Team	1st	2nd	OT	TOT
Georgia Tech	300	378	43	721
Opponents	279	335	46	660

Team Box Score

No.	Player				Total		3-Point		F-Throw		Rebounds													
		GP-GS	MIN	AVG	FG-FGA	FG%	3FG-FGA	3FG%	FT-FTA	FT%	OFF	DEF	TOT	AVG	PF	DQ	A	TO	BLK	STL	PTS	AVG		
10	ALVARADO, Jose	9-9	324:06	36.0	56-106	.528	18-44	.409	33-38	.868	8	25	33	3.7	23	1	34	18	1	19	163	18.1		
5	WRIGHT, Moses	9-9	319:15	35.5	57-104	.548	4-11	.364	35-51	.686	26	38	64	7.1	25	2	18	14	7	18	153	17.0		
0	DEVOE, Michael	9-9	302:55	33.7	45-105	.429	20-55	.364	18-25	.720	8	36	44	4.9	16	0	29	33	1	8	128	14.2		
4	USHER, Jordan	9-9	243:45	27.1	34-72	.472	8-26	.308	11-18	.611	9	38	47	5.2	30	1	27	19	9	12	87	9.7		
3	PARHAM, Bubba	9-7	278:28	30.9	30-70	.429	16-48	.333	11-15	.733	8	25	33	3.7	25	0	21	6	0	12	87	9.7		
12	MOORE, Khalid	9-0	202:27	22.5	13-37	.351	5-18	.278	14-22	.636	7	26	33	3.7	10	0	8	6	4	11	45	5.0		
1	STURDIVANT, Kyle	9-0	118:07	13.1	12-28	.429	2-9	.222	7-10	.700	1	12	13	1.4	10	0	10	6	1	2	33	3.7		
55	RICE, Malachi	1-0	02:05	2.1	1-1	1.000	0-0	.000	1-2	.500	0	0	0	0.0	0	0	1	0	0	0	3	3.0		
11	MAXWELL, Tristan	1-0	08:12	8.2	0-2	.000	0-2	.000	3-3	1.000	0	0	0	0.0	0	0	0	0	0	0	3	3.0		
24	HOWARD, Rodney	6-2	44:55	7.5	5-12	.417	0-0	.000	3-5	.600	0	7	7	1.2	8	0	0	3	2	0	13	2.2		
45	MEDLOCK, Shaheed	1-0	01:39	1.7	1-1	1.000	0-0	.000	0-0	.000	0	0	0	0.0	0	0	0	0	0	0	2	2.0		
2	GIGIBERIA, Saba	5-0	25:48	5.2	2-8	.250	0-1	.000	0-1	.000	4	9	13	2.6	8	0	1	1	0	0	4	0.8		
23	MEKA, Jordan	1-0	08:04	8.1	0-1	.000	0-0	.000	0-0	.000	0	1	1	1.0	0	0	0	0	0	0	0	0.0		
14	DIDENKO, David	2-0	03:22	1.7	0-1	.000	0-1	.000	0-0	.000	0	1	1	0.5	0	0	0	0	0	0	0	0.0		
35	JAMES, Jehloni	1-0	04:38	4.6	0-0	.000	0-0	.000	0-0	.000	0	1	1	1.0	0	0	0	0	0	0	0	0.0		
13	BOYD, Coleman	1-0	01:39	1.7	0-0	.000	0-0	.000	0-0	.000	0	0	0	0.0	0	0	0	0	0	0	0	0.0		
34	BROADWAY, Niko	1-0	01:39	1.7	0-0	.000	0-0	.000	0-0	.000	0	0	0	0.0	0	0	0	0	0	0	0	0.0		
Team											11	13	24					4						
Total		9	1891		256-548	.467	73-215	.340	136-190	.716	82	232	314	34.9	155	4	149	110	25	82	721	80.1		
Opponents		9	1900		239-534	.448	72-198	.364	110-157	.701	85	231	316	35.1	158	5	129	145	19	53	660	73.3		

Team Statistics

	GATECH	OPP
Scoring	721	660
Points per game	80.1	73.3
Scoring margin	+6.8	-
Field goals-att	256-548	239-534
Field goal pct	.467	.448
3 point fg-att	73-215	72-198
3-point FG pct	.340	.364
3-pt FG made per game	8.1	8.0
Free throws-att	136-190	110-157
Free throw pct	.716	.701
F-Throws made per game	15.1	12.2
Rebounds	314	316
Rebounds per game	34.9	35.1
Rebounding margin	-0.2	-
Assists	149	129
Assists per game	16.6	14.3
Turnovers	110	145
Turnovers per game	12.2	16.1
Turnover margin	+3.9	-
Assist/turnover ratio	1.4	0.9
Steals	82	53
Steals per game	9.1	5.9
Blocks	25	19
Blocks per game	2.8	2.1
Winning streak	4	-
Home win streak	4	-
Attendance	7200	2664
Home games-Avg/Game	6-1200	2-1332
Neutral site-Avg/Game	-	1-0

Team Results

Date	Opponent		Score	Att.
11/25/2020	Georgia St.	Lot4	120-123	1200
11/27/2020	Mercer	L	73-83	1200
12/06/2020	vs Kentucky	W	79-62	0
12/09/2020	at Nebraska	W	75-64	0
12/15/2020	at Florida St.	L	61-74	2664
12/18/2020	Florida A&M	W	74-64	1200
12/20/2020	Delaware St.	W	97-69	1200
12/30/2020	North Carolina	W	72-67	1200
01/03/2021	Wake Forest	W	70-54	1200

2020-21 SEASON STATISTICS AND RESULTS - ACC ONLY

Game Records

Record	Overall	Home	Away	Neutral
ALL GAMES	2-1	2-0	0-1	0-0
CONFERENCE	2-1	2-0	0-1	0-0
NON-CONFERENCE	0-0	0-0	0-0	0-0

Score by Periods

Team	1st	2nd	OT	TOT
Georgia Tech	93	110	0	203
Opponents	92	103	0	195

Team Box Score

No.	Player				Total		3-Point		F-Throw		Rebounds													
		GP-GS	MIN	AVG	FG-FGA	FG%	3FG-FGA	3FG%	FT-FTA	FT%	OFF	DEF	TOT	AVG	PF	DQ	A	TO	BLK	STL	PTS	AVG		
0	DEVOE, Michael	3-3	104:24	34.8	20-40	.500	10-23	.435	8-12	.667	1	10	11	3.7	3	0	5	13	0	2	58	19.3		
10	ALVARADO, Jose	3-3	110:23	36.8	20-31	.645	4-10	.400	8-10	.800	0	12	12	4.0	5	0	10	5	0	6	52	17.3		
5	WRIGHT, Moses	3-3	104:26	34.8	10-23	.435	0-4	.000	8-12	.667	5	9	14	4.7	11	1	6	5	1	9	28	9.3		
4	USHER, Jordan	3-3	87:36	29.2	11-25	.440	4-12	.333	1-3	.333	1	12	13	4.3	10	0	9	8	5	3	27	9.0		
3	PARHAM, Bubba	3-3	74:24	24.8	6-12	.500	5-11	.455	0-1	.000	1	8	9	3.0	8	0	7	4	0	5	17	5.7		
1	STURDIVANT, Kyle	3-0	35:30	11.8	5-10	.500	1-3	.333	1-1	1.000	0	2	2	0.7	3	0	2	2	1	1	12	4.0		
12	MOORE, Khalid	3-0	66:10	22.1	3-10	.300	0-5	.000	3-6	.500	0	11	11	3.7	4	0	6	2	1	3	9	3.0		
2	GIGIBERIA, Saba	2-0	04:49	2.4	0-0	.000	0-0	.000	0-0	.000	0	1	1	0.5	1	0	0	0	0	0	0	0.0		
14	DIDENKO, David	1-0	01:07	1.1	0-0	.000	0-0	.000	0-0	.000	0	0	0	0.0	0	0	0	0	0	0	0	0.0		
24	HOWARD, Rodney	2-0	11:11	5.6	0-3	.000	0-0	.000	0-0	.000	0	1	1	0.5	2	0	0	0	0	0	0	0.0		
Team											3	2	5											
Total		3	600		75-154	.487	24-68	.353	29-45	.644	11	68	79	26.3	47	1	45	39	8	29	203	67.7		
Opponents		3	600		74-160	.463	19-57	.333	28-41	.683	23	74	97	32.3	44	1	40	49	3	22	195	65.0		


Team Statistics

	GATECH	OPP
Scoring	203	195
Points per game	67.7	65.0
Scoring margin	+2.7	-
Field goals-att	75-154	74-160
Field goal pct	.487	.463
3 point fg-att	24-68	19-57
3-point FG pct	.353	.333
3-pt FG made per game	8.0	6.3
Free throws-att	29-45	28-41
Free throw pct	.644	.683
F-Throws made per game	9.7	9.3
Rebounds	79	97
Rebounds per game	26.3	32.3
Rebounding margin	-6.0	-
Assists	45	40
Assists per game	15.0	13.3
Turnovers	39	49
Turnovers per game	13.0	16.3
Turnover margin	+3.3	-
Assist/turnover ratio	1.2	0.8
Steals	29	22
Steals per game	9.7	7.3
Blocks	8	3
Blocks per game	2.7	1.0
Winning streak	2	-
Home win streak	2	-
Attendance	2400	2664
Home games-Avg/Game	2-1200	1-2664
Neutral site-Avg/Game	-	0-0

Team Results

Date	Opponent		Score	Att.
12/15/2020	at Florida St.	L	61-74	2664
12/30/2020	North Carolina	W	72-67	1200
01/03/2021	Wake Forest	W	70-54	1200

2020-21 BOX SCORES



Official Basketball Box Score - Final

Georgia St. at Georgia Tech

11/25/20 McCamish Pavilion, Atlanta, Ga.

2020-21 Men's Basketball

Game Time: 9:00 PM

Game Duration: 3:17

Attendance: 1,200

Officials: Mike Roberts, Jerry Heaster, Kellen Milner

Georgia St. - 123

Record: 1-0

NO. Name	Min	FG M-A	3P M-A	FT M-A	Rebounds OR DR TOT	Fouls PF FD	TP	AS	TO	ST	Blocks BS BA	+/
1 Eliel Nsoeme	32:37	10-13	0-0	2-3	7 0 7	5 2	22	0	0	1	3 1 4	1 st FG% 16-28 57.1%
25 Jalen Thomas	C 35:35	3-5	0-1	0-0	5 3 8	5 1	6	1	1	0	4 0 -4	3PT% 2-7 28.6%
2 Justin Roberts	G 43:39	8-22	5-11	5-6	1 8 9	2 5	26	6	6	1	0 0 -1	FT% 4-8 50%
11 Corey Allen	G 50:15	9-16	3-7	1-3	1 8 9	4 4	22	2	2	1	0 0 7	2 nd FG% 16-35 45.7%
12 Kane Williams	G 47:49	7-22	1-6	6-16	1 11 12	4 12	21	1	4	3	0 2 -8	3PT% 3-11 27.3%
4 JoJo Toppin	G 26:09	1-3	0-0	2-4	1 2 3	4 2	4	1	1	0	1 1 1	FT% 4-10 40%
0 Evan Johnson	G 20:59	1-4	1-3	3-4	0 2 2	3 2	6	4	2	0	0 0 14	OT FG% 14-32 43.8%
24 Collin Moore	G 23:34	5-8	0-2	2-2	2 0 2	2 1	12	1	2	1	1 0 0	3PT% 13-20 65%
32 Ryan Boyce	G 14:54	2-2	0-0	0-0	2 1 3	5 0	4	0	1	1	0 0 9	GM FG% 46-95 48.4%
30 Kaleb Scott	G 03:20	0-0	0-0	0-0	0 0 0	2 0	0	0	0	0	0 0 -8	3PT% 10-30 33.3%
21 Kalik Brooks	G 01:09	0-0	0-0	0-0	0 0 0	0 0	0	0	0	0	0 0 1	FT% 21-38 55.3%
Team					2 1 3		0	1				Dead Ball Rebounds: 7
Totals		46-95	10-30	21-38	22 36 58	37 29	123	16	20	8	9 4	

Technical Fouls: Bench 3rdOT 1, 2

Shooting By Period

1st FG% 16-28 57.1%

3PT% 2-7 28.6%

FT% 4-8 50%

2nd FG% 16-35 45.7%

3PT% 3-11 27.3%

FT% 4-10 40%

OT FG% 14-32 43.8%

3PT% 13-20 65%

GM FG% 46-95 48.4%

3PT% 10-30 33.3%

FT% 21-38 55.3%

Dead Ball Rebounds: 7

Georgia Tech - 120

Record: 0-1

NO. Name	Min	FG M-A	3P M-A	FT M-A	Rebounds OR DR TOT	Fouls PF FD	TP	AS	TO	ST	Blocks BS BA	+/
4 Jordan Usher	F 39:29	5-11	0-3	5-8	5 5 10	4 4	15	1	4	1	1 0 -8	1 st FG% 10-29 34.5%
5 Moses Wright	F 53:51	8-18	1-2	14-22	11 8 19	5 11	31	2	1	2	0 1 -6	3PT% 3-12 25.0%
24 Rodney Howard	C 08:30	0-1	0-0	0-0	0 1 1	4 0	0	0	1	0	1 1 6	FT% 8-13 61.5%
0 Michael Devoe	G 47:36	9-25	3-12	3-4	5 8 13	3 24	3	8	0	0	2 -9	2 nd FG% 16-38 42.1%
10 Jose Alvarado	G 58:22	8-24	2-7	11-12	5 5 10	5 8	29	4	4	6	0 3 -2	3PT% 4-12 33.3%
2 Saba Giberia	G 05:23	0-0	0-0	0-0	1 1 2	1 1	0	0	0	0	0 -2	FT% 10-18 55.6%
3 Bubba Parham	G 46:44	6-13	1-6	3-5	1 4 5	3 1	16	2	1	1	0 1 3	OT FG% 10-31 32.3%
12 Khalid Moore	29:37	0-6	0-2	5-8	1 4 5	4 8	5	0	2	2	2 1 6	3PT% 0-8 0.0%
1 Kyle Sturdivant	01:31	0-0	0-0	0-0	0 0 0	0 0	0	0	0	0	0 -3	FT% 23-28 82.1%
Team					4 1 5		0	1				GM FG% 36-98 36.7%
Totals		36-98	7-32	41-59	33 37 70	29 36	120	12	22	12	4 9 -3	3PT% 7-32 21.9%

Technical Fouls: NONE

Shooting By Period

1st FG% 10-29 34.5%

3PT% 3-12 25.0%

FT% 8-13 61.5%

2nd FG% 16-38 42.1%

3PT% 4-12 33.3%

FT% 10-18 55.6%

OT FG% 10-31 32.3%

3PT% 0-8 0.0%

FT% 23-28 82.1%

GM FG% 36-98 36.7%

3PT% 7-32 21.9%

FT% 41-59 69.5%

Dead Ball Rebounds: 11

Biggest lead 11 (1st 8:01), 8 (1st 14:49)

Best Scoring Run 17 (1st 8:01), 8 (1st 2:40)

Lead Changes 13

Times Tied 17

Time with Lead 30:17 17:58

Points from Turnovers 24 28

Point 64 50

Second Chance 21 30

Fast Breaks 34 16

Bench 26 21

Period by Period Scoring

	1st	2nd	OT1	OT2	OT3	OT4	TOT
GSU	38	39	6	13	14	13	123
Georgia Tech	31	46	6	13	14	10	120

Official Basketball Box Score - Final
Kentucky at Georgia Tech
12/06/20 State Farm Arena, Atlanta
2020-21 Men's Basketball

Game Time: 5:00 PM
Game Duration: 1:52

Officials: Ted Valentine, Tony Green, Ron Groover

Kentucky - 62

Record: 1-3

NO. Name	Min	FG M-A	3P M-A	FT M-A	Rebounds OR DR TOT	Fouls PF FO	TP	AS	TO	ST	Blocks BS BA	+/			
23 Isaiah Jackson	F 32:42	4-8	0-0	1-1	3	9	12	3	1	9	4	3	1	1	-1
30 Olivier Sarr	F 29:39	1-4	0-0	4-4	0	3	3	4	4	6	2	2	0	0	-21
2 Devin Askew	G 26:54	1-2	1-1	0-0	0	1	1	1	1	3	1	2	1	0	-15
3 Brandon Boston Jr.	G 27:19	4-11	3-7	0-0	1	3	4	2	3	11	0	3	1	0	-16
5 Terrence Clarke	G 37:59	9-14	3-4	1-2	1	2	3	1	3	22	3	4	0	0	-8
10 Davion Mintz	27:49	2-8	1-7	2-2	0	3	3	1	7	6	2	1	0	0	-6
0 Jacob Toppin	10:08	1-1	0-0	0-0	0	1	1	0	2	0	0	0	0	0	-8
55 Lance Ware	02:14	0-0	0-0	2-2	1	0	1	0	1	2	0	1	0	0	2
11 Dontale Allen	03:49	0-1	0-1	0-0	0	0	0	1	0	0	0	3	0	0	-8
21 Cam/Ron Fletcher	01:27	0-0	0-0	0-0	0	0	0	0	0	0	0	0	0	0	-4
Team					0	0	0			0	1				
Totals		22-49	8-20	10-11	6	22	28	13	14	62	16	21	4	1	-17

Technical Fouls: NONE

Shooting By Period		
1 st FG%	10-24	41.7%
3PT%	4-9	44.4%
FT%	3-4	75%
2 nd FG%	12-25	48.0%
3PT%	4-11	36.4%
FT%	7-7	100%
GM FG%	22-49	44.9%
3PT%	8-20	40.0%
FT%	10-11	90.9%

Dead Ball Rebounds: 2

Georgia Tech - 79

Record: 1-2

NO. Name	Min	FG M-A	3P M-A	FT M-A	Rebounds OR DR TOT	Fouls PF FO	TP	AS	TO	ST	Blocks BS BA	+/			
4 Jordan Usher	F 24:36	5-10	2-3	0-0	0	2	2	5	0	12	3	1	3	1	0
5 Moses Wright	F 33:12	9-14	0-0	3-3	3	4	7	4	4	21	2	1	2	3	0
0 Michael Devove	G 31:18	0-6	0-0	0-0	3	3	3	0	1	0	5	1	0	0	1
3 Bubba Parham	G 35:59	7-10	3-6	0-0	0	2	2	2	2	17	5	0	1	0	19
10 Jose Alvarado	G 38:49	4-9	1-5	1-2	1	2	3	2	10	1	2	3	1	0	18
12 Kyle Moore	14:52	1-5	1-2	1-2	0	0	0	1	4	1	0	3	0	0	5
11 Khye Sturdivant	21:14	5-6	1-2	4-4	0	2	2	0	3	15	3	1	1	0	10
Team					0	4	4			0	0				
Totals		31-69	8-21	9-11	4	19	23	14	13	79	20	6	15	5	1

Technical Fouls: NONE

Shooting By Period		
1 st FG%	13-31	41.9%
3PT%	3-9	33.3%
FT%	5-7	71.4%
2 nd FG%	18-29	62.1%
3PT%	5-12	41.7%
FT%	4-4	100%
GM FG%	31-69	51.7%
3PT%	8-21	38.1%
FT%	9-11	81.8%

Dead Ball Rebounds: 3

	UK	GT
Biggest lead	3 (1 st 6:50)	20 (2 nd 0:23)
Best Scoring Run	7 (2 nd 16:19)	13 (1 st 2:00)
Lead Changes	8	
Times Tied	2	
Time with Lead	05:56	31:12

	UK	GT
Points from Turnovers	4	33
Paint	20	36
Second Chance	8	3
Fast Breaks	7	19
Bench	11	19

Period by Period Scoring			
	1st	2nd	TOT
UK	27	35	62
GT	34	45	79

2020-21 BOX SCORES

Official Basketball Box Score - Final
Georgia Tech at Florida State
12/15/20 Donald L. Tucker Center, Tallahassee
2020-21 Men's Basketball

Game Time: 8:30 PM
Game Duration: 2:04
Attendance: 2,864

Officials: Ron Groover, Brian Dorsey, Tim Clougherty

Georgia Tech - 61

Record: 2-3 (0-1)

NO. Name	Min	FG M-A	3P M-A	FT M-A	Rebounds OR DR TOT	Fouls PF BS	TP	AS	TO	ST	Blocks BS BA	+/-				
4 Jordan Usher	F 26:02	5-9	2-4	0-0	1	3	4	3	0	12	3	2	1	0	-13	
5 Moses Wright	F 33:20	3-6	0-1	6-8	2	0	2	5	6	12	0	1	1	0	-14	
0 Michael Devoe	G 34:38	7-15	2-6	5-6	1	4	5	2	7	21	0	4	0	0	-18	
3 Bubba Parham	G 16:48	0-2	0-2	0-0	0	2	2	1	1	0	1	1	1	0	-7	
10 Jose Alvarado	G 38:13	3-7	1-3	0-0	0	1	1	3	0	7	1	2	2	0	-12	
12 Kyle Sturdivant	22:36	2-5	0-1	1-1	0	1	1	2	1	5	2	1	0	1	0	2
12 Khalid Moore	26:29	2-7	0-3	0-0	0	5	5	0	0	4	4	0	1	0	0	1
2 Saba Gigiberia	01:54	0-0	0-0	0-0	0	0	0	1	0	0	0	0	0	0	0	-4
Team					2	1	3			0	0					
Totals		22-51	5-20	12-15	6	17	23	17	15	61	11	12	7	2	1	-13

Technical Fouls: NONE

Shooting By Period	
1st FG%	12-22 54.5%
3PT%	3-10 30.0%
FT%	2-4 50%
2nd FG%	10-29 34.5%
3PT%	2-10 20.0%
FT%	10-11 90.9%
GM FG%	22-51 43.1%
3PT%	5-20 25.0%
FT%	12-15 80.0%

Dead Ball Rebounds: 3.2

Florida State - 74

Record: 4-0 (1-0)

NO. Name	Min	FG M-A	3P M-A	FT M-A	Rebounds OR DR TOT	Fouls PF BS	TP	AS	TO	ST	Blocks BS BA	+/-				
1 RaiQuan Gray	F 30:10	1-5	0-1	2-2	2	4	6	4	1	4	2	2	0	0	1	-1
5 Balsa Koprivica	C 25:44	4-5	0-0	2-4	2	5	7	0	5	10	3	2	0	0	0	16
2 Anthony Polite	G 34:19	4-7	2-4	0-0	0	2	2	1	1	10	3	1	3	0	0	23
4 Scottie Barnes	G 30:05	6-10	0-3	4-6	0	6	6	3	4	16	1	3	2	0	0	13
23 M.J. Walker	G 34:47	4-9	2-4	4-4	1	3	4	1	5	14	1	2	1	0	0	11
11 Nathanael Jack	04:46	1-2	0-0	0-0	0	0	0	1	0	3	0	0	0	0	0	9
10 Malik Osborne	19:00	1-3	0-0	0-0	0	1	1	3	0	2	1	1	0	0	0	6
31 Wyatt Wilkes	11:17	4-7	3-3	0-0	1	0	1	1	0	11	1	0	0	0	1	-2
24 Sardar Calhoun	05:46	1-2	0-0	0-0	1	1	0	0	0	2	1	1	0	0	0	-12
15 Quincy Ballard	04:06	1-1	0-0	0-0	0	1	1	1	1	2	0	1	0	0	0	2
Team					0	0	0			0	0					
Totals		27-51	8-17	12-16	7	22	29	15	17	74	13	13	6	1	2	13

Technical Fouls: NONE

Shooting By Period	
1st FG%	15-29 51.7%
3PT%	6-11 54.5%
FT%	0-1 0%
2nd FG%	12-22 54.5%
3PT%	2-6 33.3%
FT%	12-15 80%
GM FG%	27-51 52.9%
3PT%	8-17 47.1%
FT%	12-16 75.0%

Dead Ball Rebounds: 2.1

	GT	FSU	Points from	GT	FSU	Period by Period Scoring
Biggest lead	3 (1 st 17:39)	16 (2 nd 13:00)	Turnovers	9	13	1st 2nd TOT
Best Scoring Run	15 (2 nd 9:58)	8 (1 st 14:31)	Paint	26	32	GT 29 32 61
Lead Changes	2		Second Chance	5	7	FSU 36 38 74
Times Tied	2		Fast Breaks	4	5	
Time with Lead	02:07	35:43	Bench	9	20	

Official Basketball Box Score - Final
Delaware St. at Georgia Tech
12/20/2020 McCarthey Pavilion, Atlanta
2020-21 Men's Basketball

Game Duration: 2:00 PM
Attendance: 1,200

Officials: Bill Covington, Jr., Tony Henderson, Jamal Speermeier

Delaware St. - 69

Record: 0-3

NO. Name	Min	FG M-A	3P M-A	FT M-A	Rebounds OR IR TOT	Fouls PF FO	TP	AS	TO	ST	Blocks BS BA	+/-
1 D'Marco Baucum	F 22:08	2-7	0-3	0-0	1 4 5	2 1	4	1	3	1	0	-7
10 Ronald Lucas	F 11:53	3-3	0-0	0-0	2 2 4	3 0	6	0	2	0	0	-14
15 Ameer Bennett	F 21:49	1-1	0-0	4-5	1 1 2	0 4	6	0	3	0	0	-13
3 Mar'ez Robinson	G 17:24	0-2	0-1	0-0	3 3 3	0 0	2	0	1	0	0	-2
4 Pinky Wiley	G 32:47	3-8	3-6	0-0	3 3 2	1 9	3	2	1	0	0	-35
2 Omari Peek-Green	14:00	0-5	0-3	2-2	1 2 3	2 1	2	2	1	0	0	-1
13 Fahim Jenneto	12:35	2-2	0-0	3-4	0 2 2	4 3	7	0	2	0	0	-9
32 Myles Carter	25:50	6-11	2-4	3-3	0 5 5	1 4	17	3	0	0	0	-19
24 Zach Kent	11:16	1-6	0-3	0-0	0 0 0	1 1	2	0	1	0	0	-24
12 Dominik Fragala	20:27	3-6	3-6	1-2	0 0 0	3 1	10	1	1	1	0	-26
50 Christopher Smith	09:51	2-2	0-0	2-5	0 2 2	1 3	6	0	1	0	0	3
Team					0 1	0	1					
Totals	23-53	8-26	15-21	6	24	30	22	19	69	12	20	28

Technical Fouls: Bench 2nd 9:51

Georgia Tech - 97

Record: 4-3

NO. Name	Min	FG M-A	3P M-A	FT M-A	Rebounds OR IR TOT	Fouls PF FO	TP	AS	TO	ST	Blocks BS BA	+/-	
4 Jordan Usher	F 26:00	3-5	1-3	3-3	0 5 5	4 3	10	6	1	4	1	0	33
5 Moses Wright	F 22:36	7-9	0-1	2-2	0 4 4	0 2	6	3	2	2	0	0	23
0 Michael Devoe	G 24:30	2-5	1-3	0-0	1 4 5	3 0	5	5	1	1	0	0	27
3 Bubba Parham	G 19:51	1-6	1-4	2-2	1 2 3	2 1	5	1	0	0	0	6	
10 Jose Alvarado	G 27:57	11-14	4-5	3-3	1 1 2	3 3	29	5	3	2	0	0	31
1 Kyle Sturdivant	15:14	1-4	0-1	2-3	0 2 2	2 2	4	2	1	0	0	-4	
12 Khalid Moore	21:43	2-3	2-2	5-6	1 5 3	1 4	11	1	1	0	0	24	
22 Sabu Gbigeri	10:01	1-6	0-1	0-1	1 1 2	3 2	1	0	0	0	0	-1	
24 Rodney Howard	10:01	3-3	0-0	1-3	0 1 1	2 2	7	0	0	0	0	-1	
11 Tristan Maxwell	08:12	0-2	0-2	3-3	0 0 0	0 1	3	0	0	0	0	-3	
3 Jehloni James	04:38	0-0	0-0	0 1	1 0 0	0 0	0	0	0	0	0	2	
14 David Didenko	02:15	0-1	0-1	0-0	0 1 1	0 0	0	0	0	0	0	2	
55 Malachi Rice	02:05	1-1	0-0	1-2	0 0 0	0 1	3	1	0	0	0	1	
13 Coleman Boyd	20:37	0-0	0-0	0 0	0 0 0	0 0	0	0	0	0	0	0	
34 Niko Broadway	01:39	0-0	0-0	0 0	0 0 0	0 0	0	0	0	0	0	0	
45 Shaheed Medlock	01:39	1-1	0-0	0-0	0 0 0	0 0	2	0	0	0	0	0	
Team					1 1 2	0	0						
Totals	33-60	9-23	22-28	6	29	35	19	22	97	25	9	2	28

Technical Fouls: NONE

	DeISt	GeTech	Points from Turnovers	DeISt	GeTech	Period by Period Scoring			
Biggest lead	1 (1 st 19:00)	32 (2 nd 11:05)	Turnovers	10	26	1st	2nd	TOT	
Best Scoring Run	8 (2 nd 7:33)	20 (2 nd 11:05)	Paint	26	46	DeISt	30	39	69
Lead Changes	2		Second Chance	9	0				
Times Tied	0		Fast Breaks	19	30	GeTech	40	57	97
Time with Lead	01:32	37:37	Bench	44	32				

2020-21 BOX SCORES



Official Basketball Box Score - Final
Wake Forest at Georgia Tech
 01/03/21 McCamish Pavilion, Atlanta
 2020-21 Men's Basketball

Game Time: 8:00 PM
 Game Duration: 1:47
 Attendance: 1,200

Officials: Mike Roberts, Jeffrey Anderson, Keith Kimble

Wake Forest - 54

Record: 3-1 (0-1)

NO.	Name	Min	FG M-A	3P M-A	FT M-A	Rebounds OR DR TOT	Fouls PF FO	TP	AS	TO	ST	Blocks BS BA	+/-
1	Isaiah Mucius	F 28:31	9-16	1-4	2-4	3 2 5	1 3	21	0	0	0	0	-9
33	Ody Ogunma	F 28:46	5-7	0-0	2-3	1 4 5	0 4	12	1	0	2	0	-10
0	Jahcobi Neath	G 25:58	2-5	1-2	2-2	0 2 2	5 2	7	2	6	2	0	-11
2	Jalen Johnson	G 12:10	0-1	0-1	0-0	1 2 3	1 0	0	0	4	0	0	-14
4	Daivien Williamson	G 29:36	2-7	1-4	1-2	0 2 2	0 1	6	4	4	1	0	-15
25	Ismael Massoud	18:04	1-3	0-2	0-0	0 3 3	0 0	2	0	1	1	0	-8
35	Carter Whitt	23:25	3-9	0-2	0-0	0 5 5	1 2	6	2	2	1	0	-1
23	Isaiah Wilkins	09:54	0-0	0-0	0-0	0 0 0	0 1	0	0	0	1	0	-5
20	Jonah Antonio	23:36	0-5	0-5	0-0	0 3 3	2 0	0	1	1	1	0	-7
Team						1 2 3		0					
Totals			22-53	3-20	7-11	6 25 31	10 13	54	10	18	9	0	-16

Technical Fouls: NONE

Shooting By Period			
1 st FG%	8-26	30.8%	
3PT%	3-13	23.1%	
FT%	2-3	66.7%	
2 nd FG%	14-27	51.9%	
3PT%	0-7	0.0%	
FT%	5-8	62.5%	
GM FG%	22-53	41.5%	
3PT%	3-20	15.0%	
FT%	7-11	63.6%	

Dead Ball Rebounds: 1, 0

Georgia Tech - 70

Record: 6-3 (2-1)

NO.	Name	Min	FG M-A	3P M-A	FT M-A	Rebounds OR DR TOT	Fouls PF FO	TP	AS	TO	ST	Blocks BS BA	+/-
4	Jordan Usher	F 30:38	0-3	0-3	1-2	0 8 8	3 1	1	5	4	1	4	21
5	Moses Wright	F 32:00	4-7	0-1	0-1	2 4 6	2 1	8	5	2	3	0	15
0	Michael Devoe	G 32:46	6-14	4-10	1-2	0 4 4	1 1	17	1	4	2	0	17
3	Bubba Parham	G 30:28	3-6	2-5	0-0	1 2 3	4 1	8	3	2	2	0	12
10	Jose Alvarado	G 35:49	9-14	2-4	5-5	0 4 4	0 4	25	2	0	1	0	20
12	Khalid Moore	19:09	1-2	0-1	2-4	0 3 3	1 2	4	1	1	1	0	5
1	Kyle Sturdivant	11:29	3-5	1-2	0-0	0 1 1	1 0	7	0	1	1	0	-4
2	Saba Gigiberia	02:55	0-0	0-0	0-0	0 1 1	0 0	0	0	0	0	0	-2
24	Rodney Howard	03:39	0-1	0-0	0-0	0 1 1	1 0	0	0	0	0	0	-4
14	David Didenko	01:07	0-0	0-0	0-0	0 0 0	0 0	0	0	0	0	0	0
Team						0 0 0		0					
Totals			26-52	9-26	9-14	3 28 31	13 10	70	17	14	11	4	16

Technical Fouls: NONE

Shooting By Period			
1 st FG%	12-24	50.0%	
3PT%	7-15	46.7%	
FT%	4-6	66.7%	
2 nd FG%	14-28	50.0%	
3PT%	2-11	18.2%	
FT%	5-8	62.5%	
GM FG%	26-52	50.0%	
3PT%	9-26	34.6%	
FT%	9-14	64.3%	

Dead Ball Rebounds: 3, 0

	Wake	GaTech
Biggest lead	2 (1 st 16:45)	26 (2 nd 12:35)
Best Scoring Run	5 (2 nd 19:03)	9 (2 nd 17:39)
Lead Changes	4	
Times Tied	2	
Time with Lead	00:56	37:50

Points from	Wake	GaTech
Turnovers	10	26
Paint	30	30
Second Chance	6	2
Fast Breaks	6	25
Bench	8	11

Period by Period Scoring			
	1st	2nd	TOT
Wake	21	33	54
GaTech	35	35	70



MISCELLANEOUS

Starting Lineups

Game	Opponent	Result	C	F	G/F	G	G	Lineup#	Record
N25	GEORGIA STATE	L, 120-123 (4ot)	Howard	Wright	Usher	Devoe	Alvarado	1	0-1
N27	MERCER	L, 73-83	Howard	Wright	Usher	Devoe	Alvarado	1	0-2
D6	vs. Kentucky	W, 79-62	Wright	Usher	Devoe	Parham	Alvarado	2	1-0
D9	at Nebraska	W, 75-62	Wright	Usher	Devoe	Parham	Alvarado	2	2-0
D15	at Florida State	L, 61-74	Wright	Usher	Devoe	Parham	Alvarado	2	2-1
D18	FLORIDA A&M	W, 74-64	Wright	Usher	Devoe	Parham	Alvarado	2	3-1
D20	DELAWARE STATE	W, 97-69	Wright	Usher	Devoe	Parham	Alvarado	2	4-1
D23	at UAB	cancelled							
D30	NORTH CAROLINA	W, 72-67	Wright	Usher	Devoe	Parham	Alvarado	2	5-1
J3	WAKE FOREST	W, 70-54	Wright	Usher	Devoe	Parham	Alvarado	2	6-1
J6	at Notre Dame								
J9	at Louisville								
J12	PITTSBURGH								
J16	at NC State								
J20	CLEMSON								
J23	at Virginia								
J26	at Duke								
J30	FLORIDA STATE								
F6	NOTRE DAME								
F10	VIRGINIA								
F13	at Clemson								
F16	BOSTON COLLEGE								
F20	at Miami								
F23	at Virginia Tech								
F27	SYRACUSE								
M2	DUKE								
M5	at Wake Forest								
M9	ACC Tournament								

Specialty Stats (GT/Opp)

Game	Opponent	Paint	OffTO	2ndCh	FBreak	Bench
N25	GEORGIA STATE	50/64	28/24	30/21	16/34	21/26
N27	MERCER	32/28	12/10	11/8	11/9	14/21
D6	vs. Kentucky	36/20	33/4	3/8	19/7	19/11
D9	at Nebraska	26/28	15/6	12/17	7/6	13/22
D15	at Florida State	26/32	9/13	5/7	4/5	9/20
D18	FLORIDA A&M	34/16	6/13	22/6	10/14	5/22
D20	DELAWARE STATE	46/26	26/10	0/9	30/19	32/44
D23	at UAB	cancelled				
D30	NORTH CAROLINA	24/22	19/10	3/7	15/8	1/29
J3	WAKE FOREST	30/30	26/10	2/6	25/6	11/6
J6	at Notre Dame					
J9	at Louisville					
J12	PITTSBURGH					
J16	at NC State					
J20	CLEMSON					
J23	at Virginia					
J26	at Duke					
J30	FLORIDA STATE					
F6	NOTRE DAME					
F10	VIRGINIA					
F13	at Clemson					
F16	BOSTON COLLEGE					
F20	at Miami					
F23	at Virginia Tech					
F27	SYRACUSE					
M2	DUKE					
M5	at Wake Forest					
M9	ACC Tournament					

Miscellaneous

	Opponent	Uniform Color	Tip	Large Lead	Large Deficit	Ties	Lead Changes	GT Led	Opp Led	Game Tied	1st GT Subs	On the Floor at the End
N25	GEORGIA STATE	White	GSU	8	11	17	13	17:58	30:17	12:45	Gigiberia - 16:01/1st	Devoe, Parham, Sturdivant, Usher, Gigiberia
N27	MERCER	White	Mer	2	19	2	2	0:30	37:28	2:02	Parham - 16:37/1st	Alvarado, Devoe, Parham, Usher, Wright
D6	vs. Kentucky	Gold	Ky	20	3	2	8	31:12	5:56	2:52	Moore - 16:12/1st	Alvarado, Parham, Devoe, Sturdivant, Moore
D9	at Nebraska	Navy	Neb	13	6	7	3	15:29	17:55	6:36	Sturdivant, Moore - 14:43/1st	Alvarado, Parham, Sturdivant, Moore, Wright
D15	at Florida State	Navy	FSU	16	3	2	2	2:07	35:43	2:10	Sturdivant, Moore - 14:12/1st	Alvarado, Devoe, Sturdivant, Usher, Gigiberia
D18	FLORIDA A&M	White	GT	17	-	-	-	38:29	-	1:31	Sturdivant, Moore, Gigiberia - 14:53/1st	Alvarado, Devoe, Parham, Usher, Wright
D20	DELAWARE STATE	White	GT	32	1	-	2	37:37	1:32	0:51	Sturdivant, Moore - 13:05-/1st	Boyd, Broadway, James, Medlock, Rice
D23	at UAB	cancelled										
D30	NORTH CAROLINA	Gold*	NC	5	11	4	3	3:55	30:52	5:13	Moore, Howard - 15:14/1st	Alvarado, Devoe, Parham, Usher, Wright
J3	WAKE FOREST	White*	GT	26	2	2	4	37:50	0:56	1:14	Sturdivant - 9:54/1st	Sturdivant, Moore, Didenko, Howard, Gigiberia
J6	at Notre Dame											
J9	at Louisville											
J12	PITTSBURGH											
J16	at NC State											
J20	CLEMSON											
J23	at Virginia											
J26	at Duke											
J30	FLORIDA STATE											
F6	NOTRE DAME											
F10	VIRGINIA											
F13	at Clemson											
F16	BOSTON COLLEGE											
F20	at Miami											
F23	at Virginia Tech											
F27	SYRACUSE											
M2	DUKE											
M5	at Wake Forest											
M9	ACC Tournament											

*alternate gold or white uniform

ROSTER AT-A-GLANCE

NUMERICAL

No.	Name	Pos.	Ht.	Wt.	Cl.	Exp.	Hometown (High School/College)
0	Michael Devoe	G	6-5	197	Jr.	2VL	Orlando, Fla. (Montverde Academy)
1	Kyle Sturdivant	G	6-2	198	So.	TR	Norcross, Ga. (Norcross HS/Southern California)
2	Saba Gigiberia	C/F	7-1	250	Fr.	HS	Tbilisi, Georgia (Prolific Preparatory School [Napa, Calif.])
3	Bubba Parham	G	5-10	160	Sr.	1VL	Snellville, Ga. (Brookwood HS/VMI)
4	Jordan Usher	G/F	6-7	213	Sr.	1VL	Canton, Ga. (Wheeler HS/Southern California)
5	Moses Wright	F	6-9	233	Sr.	3VL	Raleigh, N.C. (William G. Enloe HS)
10	Jose Alvarado	G	6-0	179	Sr.	3VL	Brooklyn, N.Y. (Christ the King HS)
11	Tristan Maxwell	G	6-2	209	Fr.	HS	Charlotte, N.C. (North Mecklenburg HS)
12	Khalid Moore	F	6-7	200	Jr.	2VL	Briarwood, N.Y. (Archbishop Molloy HS)
13	Coleman Boyd	G	6-1	173	So.	1VL	Smyrna, Ga. (Mt. Bethel Christian Academy)
14	David Didenko	F	6-9	233	Jr.	1VL	Yakutsk, Russia (Boca Raton [Fla.] Community School/Palm Beach State)
23	Jordan Meka	F	6-8	224	Fr.	HS	Yaoundé, Cameroon (Mt. Bethel Christian Academy [Marietta, Ga.])
24	Rodney Howard	F	6-10	241	So.	TR	Ypsilanti, Mich. (Legacy Charter School [Greenville, S.C.]/Georgia)
34	Niko Broadway	G	6-3	195	So.	1VL	Atlanta, Ga. (St. Pius X HS)
35	Jehloni James	F	6-6	180	So.	HS	Sugar Hill, Ga. (Lanier HS)
45	Shaheed Medlock	G	6-5	196	Sr.	3VL	Chicago, Ill. (Ware County HS, Waycross, Ga.)
55	Malachi Rice	G	6-0	186	Sr.	3VL	Indianapolis, Ind. (Brebeuf Jesuit Preparatory School)

ALPHABETICAL

No.	Name	Pos.	Ht.	Wt.	Cl.	Exp.	Hometown (High School/College)
10	Jose Alvarado	G	6-0	179	Sr.	3VL	Brooklyn, N.Y. (Christ the King HS)
13	Coleman Boyd	G	6-1	173	So.	1VL	Smyrna, Ga. (Mt. Bethel Christian Academy)
34	Niko Broadway	G	6-3	195	So.	1VL	Atlanta, Ga. (St. Pius X HS)
0	Michael Devoe	G	6-5	197	Jr.	2VL	Orlando, Fla. (Montverde Academy)
14	David Didenko	F	6-9	233	Jr.	1VL	Yakutsk, Russia (Boca Raton [Fla.] Community School/Palm Beach State)
2	Saba Gigiberia	C/F	7-1	250	Fr.	HS	Tbilisi, Georgia (Prolific Preparatory School [Napa, Calif.])
24	Rodney Howard	F	6-10	241	So.	TR	Ypsilanti, Mich. (Legacy Charter School [Greenville, S.C.]/Georgia)
35	Jehloni James	F	6-6	180	So.	HS	Sugar Hill, Ga. (Lanier HS)
11	Tristan Maxwell	G	6-2	209	Fr.	HS	Charlotte, N.C. (North Mecklenburg HS)
45	Shaheed Medlock	G	6-5	196	Sr.	3VL	Chicago, Ill. (Ware County HS, Waycross, Ga.)
23	Jordan Meka	F	6-8	224	Fr.	HS	Yaoundé, Cameroon (Mt. Bethel Christian Academy [Marietta, Ga.])
12	Khalid Moore	F	6-7	200	Jr.	2VL	Briarwood, N.Y. (Archbishop Molloy HS)
3	Bubba Parham	G	5-10	160	Sr.	1VL	Snellville, Ga. (Brookwood HS/VMI)
55	Malachi Rice	G	6-0	186	Sr.	3VL	Indianapolis, Ind. (Brebeuf Jesuit Preparatory School)
1	Kyle Sturdivant	G	6-2	198	So.	TR	Norcross, Ga. (Norcross HS/Southern California)
4	Jordan Usher	G/F	6-7	213	Sr.	1VL	Canton, Ga. (Wheeler HS/Southern California)
5	Moses Wright	F	6-9	233	Sr.	3VL	Raleigh, N.C. (William G. Enloe HS)

Head Coach: Josh Pastner (Arizona, 1997), 5th season

Associate Head Coach: Eric Reveno (Stanford, 1989), 5th season

Assistant Coach: Julian Swartz (Carroll College, 2005), 5th season

Assistant Coach: Anthony Wilkins (Kent State, 2013), 3rd season

Director of Operations: Tyler Benson (St. Bonaventure, 2009), 5th season

Associate Director of Player Personnel: B.J. Elder (Georgia Tech, 2014), 2nd season

Director of Scouting: Hayden Sheridan (Arizona, 2016), 3rd season

Player Development Coach: Dr. Dan Taylor (Franklin Pierce, 2002), 5th season

Athletic Trainer: Richard Stewart (Salisbury, 2005), 14th season

Pronunciations

Jose Alvarado	AL-vuh-ROD-oh
David Didenko	duh-DENK-oh
Saba Gigiberia	SOB-uh GEE-GEE-buh-REE-uh (hard G)
Jordan Meka	MECK-uh
Khalid Moore	kuh-LEED
Bubba Parham	PAR-um
Eric Reveno	REV-uh-no
Malachi Rice	MAL-uh-kye

BY CLASS

Sophomore: Coleman Boyd, Niko Broadway, Rodney Howard, Jehloni James, Kyle Sturdivant

Juniors: Michael Devoe, David Didenko, Khalid Moore

Seniors: Jose Alvarado, Shaheed Medlock, Bubba Parham, Malachi Rice, Jordan Usher, Moses Wright

Freshmen: Saba Gigiberia, Tristan Maxwell, Jordan Meka

BY STATE/COUNTRY

Cameroon: Jordan Meka (by way of Marietta, Ga.)

Florida: Michael Devoe

Georgia: Coleman Boyd, Niko Broadway, Rodney Howard, Jehloni James, Bubba Parham, Kyle Sturdivant, Jordan Usher

Georgia (Republic of): Saba Gigiberia

Illinois: Shaheed Medlock

Indiana: Malachi Rice

New York: Jose Alvarado, Khalid Moore

North Carolina: Tristan Maxwell, Moses Wright

Russia: David Didenko (by way of Florida)

BY MAJOR

Aerospace Engineering: Jehloni James, Kyle Sturdivant

Business Administration: Coleman Boyd, Michael Devoe, David Didenko, Tristan Maxwell, Shaheed Medlock, Jordan Meka, Khalid Moore, Malachi Rice, Jordan Usher, Moses Wright

History, Technology & Society: Bubba Parham

Industrial Design: Saba Gigiberia

Industrial Engineering: Niko Broadway

Literature, Media & Communication: Jose Alvarado

Public Policy: Rodney Howard

BY HEIGHT

5-10	Bubba Parham
6-0	Jose Alvarado, Malachi Rice
6-1	Coleman Boyd
6-2	Tristan Maxwell, Kyle Sturdivant
6-3	Niko Broadway
6-5	Michael Devoe, Shaheed Medlock
6-6	Jehloni James
6-7	Khalid Moore, Jordan Usher
6-8	Jordan Meka
6-9	David Didenko, Moses Wright
6-10	Rodney Howard
7-1	Saba Gigiberia

RADIO/TV ROSTER



Jose Alvarado
G • 6-0 • Sr.

10



Coleman Boyd
G • 6-1 • So.

13



Niko Broadway
G • 6-3 • So.

34



Michael Devoe
G • 6-5 • Jr.

0




David Didenko
F • 6-9 • Jr.

14



Saba Gigiberia
C • 7-1 • Fr.

2



Rodney Howard
F • 6-10 • So.

24



Jehloni James
F • 6-6 • So.

35



Tristan Maxwell
G • 6-2 • Fr.

11



Shaheed Medlock
G • 6-5 • Sr.

45



Jordan Meka
F • 6-8 • Fr.

23




Khalid Moore
F • 6-7 • Jr.

12



Bubba Parham
G • 5-10 • Sr.

11



Malachi Rice
G • 6-0 • Sr.

55



Kyle Sturdivant
G • 6-2 • So.

1



Jordan Usher
G/F • 6-7 • Sr.

4



Moses Wright
F • 6-9 • Sr.

5



Josh Pastner
Head Coach



Eric Reveno
Associate Head Coach



Julian Swartz
Assistant Coach



Anthony Wilkins
Assistant Coach



Tyler Benson
Director of Operations



B.J. Elder
Director of Player Personnel



Hayden Sheridan
Director of Scouting

RADIO/TV CHEAT SHEET



0

MICHAEL DEVOE

Guard • 6-5 • 197 • Junior • Orlando, Fla.

Yr	GP/GS	PPG	RPG	APG	FG%	3FG%	FT%
2020-21	9/9	14.2	4.9	3.2	.429	.364	.720
Season Highs	Pts: 24	Reb: 13	Ast: 8	Min: 47:36			
Last Game:	17 pts, 6-14 FG, 4-10 3pt FG, 4 reb, 2 stl in 32:46 vs. WF						

Notes

- Tech's top scorer in ACC games (No. 5 in ACC), 19.3 ppg, 20-40 FG, 10-23 3pt FG (No. 8), No. 4 3pt FG made
- Scored 21 at FSU, 20 vs. UNC, 17 vs. WF
- Currently No. 18 in ACC in scoring avg. overall, No. 9 in 3pt FG made (2.22 per game)
- First double-double vs. GSU (29 pts, 13 reb), 12 games of 20 or more points in his career



1

KYLE STURDIVANT

Guard • 6-2 • 198 • Sophomore • Norcross, Ga.

Yr	GP/GS	PPG	RPG	APG	FG%	3FG%	FT%
2020-21	9/0	3.7	1.4	1.1	.429	.222	.700
Season Highs	Pts: 17	Reb: 5	Ast: 3	Min: 29:43			
Last Game:	7 pts, 3-5 FG, 1-2 3pt FG in 11:29 vs. WF						

Notes

- Transfer from Southern California, has three years of eligibility at Tech beginning this season
- Played in every game this season, scored 15 pts (5-6 FG), 3 ast vs. Kentucky, 7 pts (3-5 FG) vs. WF
- Season-high 11 pts (4-6 FG) vs. Marquette as freshman at USC; had 25 assists over 22 turnovers
- First alumnus of Norcross (Ga.) HS to attend Tech since Gani Lawal (2007-10)



2

SABA GIGIBERIA

Center • 7-1 • 250 • Freshman • Tbilisi, Georgia

Yr	GP/GS	PPG	RPG	BK/G	FG%	3FG%	FT%
2020-21	5/0	0.8	2.6	0.0	.250	.000	.000
Season Highs	Pts: 2	Reb: 6	Ast: 1	Min: 10:01			
Last Game:	0 pts, 1 reb in 2:55 vs. WF						

Notes

- Four-star post prospect originally from the Republic of Georgia, played in 5 games this season
- Played two years of HS basketball in the United States., senior year at Prolific Prep in Napa, Calif.
- Ranked as high as No. 72 nationally (247Sports) and No. 14 at his position
- Has a 7-foot-4 wingspan



3

BUBBA PARHAM

Guard • 5-10 • 160 • Senior • Snellville, Ga.

Yr	GP/GS	PPG	RPG	APG	FG%	3FG%	FT%
2020-21	9/7	9.7	3.7	2.3	.429	.333	.733
Season Highs	Pts: 17	Reb: 8	Ast: 5	Min: 46:44			
Last Game:	8 pts, 3-6 FG, 2-5 3pt FG, 3 reb, 3 ast in 30:28 vs. WF						

Notes

- Has 10 career double-digit games, including 4 this season; GT career high 17 pts vs. Kentucky with 5 assists
- Started last 7 games this season (13 for his Tech career)
- Has turned the ball over just six times all season, 21 assists
- Former All-SoCon performer at VMI, has 1,372 career points, 216 career 3pt FG



4

JORDAN USHER

Guard/Forward • 6-7 • 213 • Senior • Canton, Ga.

Yr	GP/GS	PPG	RPG	APG	FG%	3FG%	FT%
2020-21	9/9	9.7	5.2	3.0	.472	.308	.611
Season Highs	Pts: 15	Reb: 10	Ast: 8	Min: 39:29			
Last Game:	1 pt, 0-3 FG, 8 reb, 4 ast, 4 stl in 30:38 vs. WF						

Notes

- Transfer from USC at mid-season last year, started all 32 games since becoming eligible
- Has reached double figures in points in 13 games, including five this season
- Notched first career double-double vs. Georgia State (15 pts, 11 reb), scored 12 with 3 ast vs. Kentucky
- Tech is 9-5 when he scores in double figures



5

MOSES WRIGHT

Forward • 6-9 • 233 • Senior • Raleigh, N.C.

Yr	GP/GS	PPG	RPG	BK/G	FG%	3FG%	FT%
2020-21	9/9	17.0	7.1	2.0	.548	.364	.686
Season Highs	Pts: 31	Reb: 19	Bk: 3	Min: 53:51			
Last Game:	8 pts, 4-7 FG, 6 reb, 5 ast, 3 stl in 31:60 vs. WF						

Notes

- No. 7 in ACC in scoring average, No. 10 in rebound average, No. 3 in FG pct., No. 6 in minutes played
- Four 20-point games this season (31 vs. Georgia State, 20 vs. Mercer, 21 vs. Kentucky, 24 vs. FAMU)
- 8 double-doubles for his career, 2 30-point games (33 pts at Syracuse last yr, 31 vs. Georgia St. this yr)
- In ACC games: 9.3 ppg, 3.7 rpg, 3.0 spg, 43.5% FG, 66.7% FT



10

JOSE ALVARADO

Guard • 6-0 • 179 • Senior • Brooklyn, N.Y.

Yr	GP/GS	PPG	RPG	APG	FG%	3FG%	FT%
2020-21	9/9	18.1	3.7	3.8	.528	.409	.868
Season Highs	Pts: 29	Reb: 10	Ast: 7	Min: 58:22			
Last Game:	25 pts, 9-14 FG, 2-4 3pt FG, 5-5 FT, 4 reb in 35:49 vs. WF						

Notes

- Preseason All-ACC 2nd team; ACC Player of the Week after scoring 45 pts combined vs. UNC, WF last week
- No. 2 in ACC scoring, No. 5 FG%, No. 10 assists, T-10 3pt FG made, No. 5 steals, No. 3 FT%, No. 4 minutes
- Five 20-point games this season, including each of last 3 games (29 vs. Delaware St., 20 vs. UNC, 25 vs. WF)
- In ACC games: 17.3 ppg, 3.3 apg, 2.0 spg, 64.5% FG, 40% 3pt FG, 80% FT



11

TRISTAN MAXWELL

Guard • 6-2 • 209 • Freshman • Charlotte, N.C.

Yr	GP/GS	PPG	RPG	APG	FG%	3FG%	FT%
2020-21	1/0	3.0	0.0	0.0	.000	.000	1.000
Season Highs	Pts: 3	Reb: 0	Ast: 0	Min: 8:12			
Last Game:	DNP vs. WF						

Notes

- Consensus North Carolina state high school player of the year as a senior
- Led North Mecklenburg HS to the state championship game, which was never held due to Covid-19
- North Mecklenburg's all-time leading scorer (2,253), NC HS record for 3pt FG (331)
- Led North Mecklenburg to 104-12 record in his four years on the varsity team



12

KHALID MOORE

Forward • 6-7 • 200 • Junior • Briarwood, N.Y.

Yr	GP/GS	PPG	RPG	APG	FG%	3FG%	FT%
2020-21	9/0	5.0	3.7	0.9	.351	.278	.636
Season Highs	Pts: 11	Reb: 8	Ast: 4	Min: 32:36			
Last Game:	4 pts, 1-2 FG, 2-4 FT, 3 reb in 19:09 vs. WF						

Notes

- Versatile player who does a little of everything, started 12 games last season, 22 during his career
- Scored season high 11 pts (5-7 FG), 8 rebs at Nebraska, 11 pts (2-2 3pt FG) vs. Delaware State (7.3 ppg last 4g)
- Played in every ACC game during his career, starting nine
- Attended alma mater of legendary Tech guard Kenny Anderson, played on same AAU team as Jose Alvarado



14

DAVID DIDENKO

Forward • 6-9 • 233 • Junior • Yakutsk, Russia

Yr	GP/GS	PPG	RPG	APG	FG%	3FG%	FT%
2020-21	2/0	0.0	0.5	0.0	.000	.000	.000
Season Highs	Pts: 0	Reb: 1	Ast: 0	Min: 2:15			
Last Game:	0 pts, 0 reb in 1:07 vs. WF						

Notes

- Transferred from Palm Beach State CC in Florida with two years of eligibility remaining at Tech
- Native of Yakutsk, Russia, emigrated to the United States in 2010, attended HS in Boca Raton
- Played in six games in 2019-20, two this season
- Scored his first points at Tech vs. Morehouse on a 3-pointer, grabbed 3 rebounds



23

JORDAN MEKE

Forward • 6-8 • 224 • Freshman • Yaoundé, Cameroon

Yr	GP/GS	PPG	RPG	APG	FG%	3FG%	FT%
2020-21	1/0	0.0	1.0	0.0	.000	.000	.000
Season Highs	Pts: 0	Reb: 0	Ast: 0	Min: 0			
Last Game:	DNP vs. WF (injured)						

Notes

- Spent all four years of HS at Mt. Bethel Christian Academy in Kennesaw, Ga. (out with back injury)
- Four-time all-state and all-Atlanta metro performer who set school records for points, rebounds, blocked shots
- Led Mt. Bethel to two Georgia Independent Christian Athletic Association state titles, one trip to class A semifinals
- Has 7-foot-1 wingspan



24

RODNEY HOWARD

Forward • 6-10 • 241 • Sophomore • Ypsilanti, Mich.

Yr	GP/GS	PPG	RPG	BK/G	FG%	3FG%	FT%
2020-21	6/2	2.2	1.2	0.3	.417	.000	.600
Season Highs	Pts: 7	Reb: 4	Bk: 1	Min: 13:52			
Last Game:	0 pts, 0-1 FG, 1 reb in 3:39 vs. WF						

Notes

- Transfer from Georgia, has three years of eligibility at Tech beginning this season; played in 6 games this season
- Played in 24 games with two starts at UGA, finished 2nd on team in blocked shots (15) despite limited minutes
- Season-high 6 boards vs. South Carolina, double-digit minutes vs. South Carolina and LSU in SEC play
- Born in Michigan, attended HS in Georgia until senior year (Legacy Charter in S.C.)