



PITT vs. GEORGIA TECH

December 10, 2020 • 7 p.m., ET

*Bobby Dodd Stadium (55,000/Natural Grass) • Atlanta, Ga.
AT&T SportsNet Pittsburgh • Pitt Panthers Radio Network
PittsburghPanthers.com • @Pitt_FB*

Schedules and Results

PITT (5-5, 4-5 ACC)

Sept. 12	Austin Peay (ACCN)	W, 55-0
Sept. 19	Syracuse* (ACCN)	W, 21-10
Sept. 26	Louisville* (ACCN)	W, 23-20
Oct. 3	NC State* (ACCN)	L, 29-30
Oct. 10	at Boston College* (ACCN)	L, 30-31 (OT)
Oct. 17	at Miami* (ACCN)	L, 19-31
Oct. 24	Notre Dame* (ABC)	L, 3-45
Nov. 7	at Florida State* (ACCN)	W, 41-17
Nov. 14	at Georgia Tech*	Postponed
Nov. 21	Virginia Tech* (ACCN)	W, 47-14
Nov. 28	at Clemson* (ABC)	L, 17-52
Dec. 10 (Thurs.)	at Georgia Tech* (RSN)	7 p.m.

*ACC game

GEORGIA TECH (3-6, 3-5 ACC)

Sept. 12	at Florida State*	W, 16-13
Sept. 19	UCF	L, 21-49
Sept. 26	at Syracuse*	L, 20-37
Oct. 9 (Fri.)	Louisville*	W, 46-27
Oct. 17	Clemson*	L, 7-73
Oct. 24	at Boston College*	L, 27-48
Oct. 31	Notre Dame*	L, 13-31
Nov. 14	Pitt*	Postponed
Nov. 21	at Miami*	Postponed
Nov. 28	Duke*	W, 56-33
Dec. 5	at NC State*	L, 13-23
Dec. 10 (Thurs.)	Pitt*	7 p.m.
Dec. 19	at Miami*	TBA

*ACC game

Broadcast Information

Television • RSN (AT&T SportsNet Pittsburgh)

Tom Werme (play-by-play)
James Bates (analyst)
Abby Labar (reporter)

Pitt Radio • 93.7 The Fan & Pitt Panthers Radio Network

Bill Hillgrove (play-by-play)
Pat Bostick (analyst)
Larry Richert (reporter)

SiriusXM Satellite Radio

XM Channel 380, Internet Channel 970

WPTS Radio (Pitt Student Station) • 92.1 FM

Online Audio

937thefan.radio.com

Game Storylines

- ✓ Pitt travels to Georgia Tech for a Thursday night contest that will serve as the Panthers' regular-season finale. Pitt is looking to earn a sixth win and strengthen its postseason credentials.
- ✓ Pitt and Georgia Tech have met annually as Coastal Division members, alternating home and away games. With the ACC utilizing a non-divisional format in 2020, Pitt will travel to Atlanta for the second consecutive year.
- ✓ Pitt has won four of the past five in the series, including each of the last two. Pitt's lone loss during that span came at Georgia Tech (35-17) in 2017.
- ✓ Since 2015, Pat Narduzzi has directed Pitt to 28 victories in ACC play, the third-highest win total during that span (tied with Virginia Tech). The Panthers trail only Clemson (46) and Miami (32).
- ✓ Pitt leads the country in total tackles for loss (105) and tackles for loss per game (10.5). The Pitt record for team TFLs in a season is 110 set by the 2002 Panthers over 13 games (8.5 avg.).
- ✓ Pitt boasts college football's top pass rush with a national-best 43 sacks. The Panthers rank third in sacks per game (an ACC-leading 4.30). Georgia Tech has surrendered 20 sacks this season (2.2 per contest).
- ✓ The Panthers have 12 interceptions through 10 games, their most since the 2012 team had 15 INTs over 13 contests.
- ✓ Jordan Addison leads the Panthers in receptions (57), receiving yards (652) and receiving touchdowns (four). Addison tops the nation's freshmen receivers in catches and receiving yards. The last freshman to lead Pitt in receiving was Tyler Boyd in 2013.

Pitt-Georgia Tech History in Brief

Series Began: 1918

Series Overall: Pitt leads 9-5

ACC Series: Pitt leads 4-3

At Pittsburgh: Pitt leads 5-1

At Georgia Tech: Pitt leads 4-2

At Neutral Sites: GT leads 2-0

Last Meeting at GT: Nov. 2, 2019 (Pitt 20, Georgia Tech 10)

Last Meeting at Pitt: Sept. 15, 2018 (Pitt 24, Georgia Tech 19)

Current Series Streak:

Pitt has won 2 (2018-19)

Longest Pitt Series Win Streak:

3 games (1918-20)

Longest GT Series Win Streak:

2 games (twice, most recent: 2013-14)

Largest Pitt Victory Margin:

32 points (32-0, 1918)

Largest GT Victory Margin:

28 points (56-28, 2014)

The Coaches

Pitt Coach Pat Narduzzi

Overall (season): 41-34 (sixth)

At Pitt (season): same

Alma Mater: Rhode Island, 1990

Record vs. Georgia Tech: 4-1

Georgia Tech Coach Geoff Collins

Overall (season): 21-25 (fourth)

At Ga. Tech (season): 6-15 (second)

Alma Mater: Western Carolina, 1994

Record vs. Pitt: 0-1

PITT FOOTBALL MEDIA SERVICES



GEORGIA TECH WEEK SCHEDULE

SUNDAY	MONDAY	TUESDAY	WEDNESDAY	THURSDAY	FRIDAY	SATURDAY
6 No scheduled media opportunities	7 Pat Narduzzi Press Conference 1:45 p.m.	8 Interviews 12:45 p.m.	9 No scheduled media opportunities	10 Pitt vs. Georgia Tech Bobby Dodd Stadium 7 p.m., ET AT&T SportsNet Pgh.	11 No scheduled media opportunities	12

PITT FOOTBALL MEDIA CONTACTS

E.J. Borghetti, Executive Associate A.D.
(football contact)

Borghetti e-mail: eborghetti@athletics.pitt.edu

R.J. Sepich, Assistant Communications Director
(co-football contact)

Sepich e-mail: rsepich@athletics.pitt.edu

Celeste Welsh, Communications Operations Director
(credential contact)

Welsh e-mail: cwelsh@athletics.pitt.edu

PITT ATHLETIC COMMUNICATIONS PHONE NUMBERS

Pitt Athletic Communications Office: (412) 648-8240

Heinz Field Press Box: (412) 697-7198

Pitt Football Office: (412) 648-8700

PITT FOOTBALL ON THE WEB

Official Pitt Site: PittsburghPanthers.com

Media Info: collegepressbox.com

Pitt Football Twitter/Instagram: @Pitt_FB

Pitt YouTube Page: YouTube.com/pittlivewire

PITT ATHLETIC COMMUNICATIONS ADDRESS

University of Pittsburgh
Athletic Communications
Petersen Events Center
3719 Terrace Street
Pittsburgh, PA 15261

PITT PRACTICE FACILITY ADDRESS

Pitt Football Office
UPMC Rooney Sports Complex
3450 South Water Street
Pittsburgh PA 15203

ACC COMMUNICATIONS CONTACTS

Amy Yakola, Executive Associate Commissioner
(chief of external affairs)

Yakola e-mail: ayakola@theacc.org

Kevin Best, Senior Associate Commissioner
(football communications)

Best e-mail: kbest@theacc.org

ACC Communications Phone: (336) 854-8787

ACC FOOTBALL ON THE WEB

Official ACC Site: theacc.com

Media Info: collegepressbox.com

ACC Football Twitter: @ACCFootball

ACC YouTube Page: YouTube.com/ACCDigitalNetwork

WEEKLY PRESS CONFERENCE

Pat Narduzzi conducts his game week press conferences on Mondays at noon. The conferences will be held virtually this season via a Zoom video conference. Video and a transcript from the session will be posted to PittsburghPanthers.com later that day.

PITT MEDIA CREDENTIALS

All credential and parking applications for Pitt home games should be made online at sportssystems.com/pitt. Applicants will be notified via email regarding approval. Unlike past seasons, credentials will not be distributed before game day. Approved applicants will obtain their credentials at the new media entrance located at the southwest rotunda, adjacent to the Champions Club. The traditional media entrance (across from the Carnegie Science Center) will not be utilized this season. Hardcopy parking passes will not be distributed. Approved media will be assigned a lot and have their name on a gate list.

ROAD GAME CREDENTIALS

Media outlets desiring to cover Pitt road games should contact E.J. Borghetti (eborghetti@athletics.pitt.edu) at least two weeks in advance. A Pitt traveling media list will be submitted to the host institution, which will have final determination on opponent media requests based on space and demand.

HEINZ FIELD SAFETY PROTOCOLS

Reporters should anticipate a symptom and temperature screening prior to gaining admittance to Heinz Field. Credentials will only be issued upon the satisfactory completion of the symptom and temperature check. Face coverings that fully cover the nose and mouth are mandatory in all areas of Heinz Field. Media members are responsible for their own face covering and any other personal protective equipment they choose to wear.

ACC MEDIA PORTAL

The ACC and XOS Digital have partnered to provide individual highlight packages from all ACC-controlled regular-season football games to approved TV news affiliates for the 2020 season. Upon the conclusion of each game, highlights will be made available for local TV news affiliates to download and use in televised news programming at no cost. Outlets may access the highlights, along with any weekly head coach press conferences, through the ACC Media Portal. Interested affiliates should email licensing@xosdigital.com to register for the ACC Media Portal. Approved affiliates will receive a confirmation email along with credentials to access the ACC Media Portal.

ACC DIGITAL LICENSE

Per ACC News Access Guidelines, game footage (station shot or broadcast) may not be distributed through digital platforms without a license. The ACC and XOS Digital now offer a turnkey digital highlight license specifically designed for local TV affiliates. This license will cover the use of ACC game footage across official station websites, apps and social media platforms. Distribution of in-game highlights on any platform during the broadcast window is strictly prohibited, regardless of a digital license. Interested affiliates should email licensing@xosdigital.com to receive more information or to purchase a digital license.

COLLEGEPRESSBOX.COM

Media can use collegepressbox.com to download game notes, quotes, statistics, media guides, headshots, logos and more for each conference. Login information will be distributed to accredited media or you can apply for access at collegepressbox.com/register.

OFFENSE

Quarterback

8	KENNY PICKETT (SR, 6-2, 220)
17	Davis Beville (FR*, 6-5, 220) or
16	Joey Yellen (FR*, 6-3, 215)

Running Back

22	VINCENT DAVIS (SO, 5-8, 175)
21	A.J. Davis (SR, 6-0, 215)
2	Israel Abanikanda (FR, 5-11, 200) or
4	Daniel Carter (FR*, 5-10, 220) or
23	Todd Sibley Jr. (JR*, 5-9, 225)

Wide Receiver

18	SHOCKY JACQUES-LOUIS (JR, 6-0, 185)
7	DJ Turner (SR*, 5-9, 205) or
6	Tre Tipton (SR*, 6-0, 185)

Wide Receiver

5	JARED WAYNE (SO, 6-3, 195)
11	Taysir Mack (SR*, 6-2, 205)

Slot

3	JORDAN ADDISON (FR, 6-0, 170)
83	John Vardzel (SO*, 5-10, 190)

Tight End

80	DANIEL MORAGA (JR*, 6-3, 225)
28	Kyi Wright (FR*, 6-2, 260)

Left Tackle

77	CARTER WARREN (JR*, 6-5, 315)
59	Carson Van Lynn (JR*, 6-5, 295)

Left Guard

71	BRYCE HARGROVE (SR*, 6-4, 320)
76	Matt Goncalves (FR*, 6-6, 315)

Center

67	JIMMY MORRISSEY (SR*, 6-3, 305)
60	Owen Drexel (JR*, 6-3, 300)

Right Guard

53	JAKE KRADEL (SO*, 6-3, 305)
68	Blake Zubovic (SO*, 6-4, 320)

Right Tackle

57	GABE HOUY (JR*, 6-6, 300)
74	Keldrick Wilson (SR*, 6-5, 300)

DEFENSE

Defensive End

91	PATRICK JONES II (SR*, 6-5, 260)
5	Deslin Alexandre (JR*, 6-4, 270)

Defensive Tackle

92	TYLER BENTLEY (SO*, 6-2, 300) OR
2	DAVID GREEN (SO*, 6-0, 280)

Defensive Tackle

95	DEVIN DANIELSON (SO*, 6-1, 300)
8	Calijah Kancey (FR*, 6-0, 270)

Defensive End

17	RASHAD WEAVER (SR*, 6-5, 270)
6	John Morgan (SO*, 6-2, 250) or
87	Habakkuk Baldonado (SO*, 6-5, 250)

Money Linebacker

24	PHIL CAMPBELL III (SR*, 6-1, 220)
32	SirVocea Dennis (SO, 6-1, 230)

Mike Linebacker

36	CHASE PINE (SR*, 6-2, 250)
30	Brandon George (SO, 6-2, 240)

Star Linebacker

38	CAM BRIGHT (JR*, 6-0, 225)
0	John Petrishen (SR*, 6-1, 210)

Strong Safety

9	BRANDON HILL (FR*, 5-10, 205)
26	Judson Tallandier (SO*, 6-0, 185)

Free Safety

3	DAMAR HAMLIN (SR*, 6-1, 195)
31	Erick Hallett (SO*, 5-11, 190)

Cornerback

25	A.J. WOODS (SO, 5-10, 185)
14	Marquis Williams (SO*, 5-9, 175)

Cornerback

15	JASON PINNOCK (SR, 6-0, 200)
21	Rashad Battle (FR, 6-3, 200)

SPECIALISTS

Placekicker

97	ALEX KESSMAN (SR*, 6-3, 190)
91	Sam Scarton (FR*, 6-0, 185) or
90	Ben Sauls (FR, 5-10, 180)

Punter

98	KIRK CHRISTODOULOU (JR*, 6-1, 215)
92	Cam Guess (FR, 5-11, 195)

Holder

98	KIRK CHRISTODOULOU (JR*, 6-1, 215)
92	Cam Guess (FR, 5-11, 195)

Long Snapper

94	CAL ADOMITIS (SR, 6-2, 235)
49	Byron Floyd (FR, 6-1, 245)

Kickoff Returner

3	JORDAN ADDISON (FR, 6-0, 170) OR
25	A.J. WOODS (SO, 5-10, 185)
22	Vincent Davis (SO, 5-8, 175)
7	DJ Turner (SR*, 5-9, 205)

Punt Returner

3	JORDAN ADDISON (FR, 6-0, 170) OR
7	DJ TURNER (SR*, 5-9, 205)
10	Jaylon Barden (FR, 5-11, 175)

Kickoffs

97	ALEX KESSMAN (SR*, 6-3, 190)
91	Sam Scarton (FR*, 6-0, 185)

2020 PITT FOOTBALL ROSTERS



PITT NUMERICAL ROSTER

No.	Name	Pos.	Yr.	Ht.	Wt.	Hometown/High School
0	John Petrishen*	LB	SR*	6-1	210	Lower Burrell, PA/Pgh. Central Catholic/Penn State
2	Israel Abanikanda	RB	FR	5-11	200	Brooklyn, NY/Abraham Lincoln
2(D)	David Green*	DL	SO*	6-0	280	West Mifflin, PA/Pgh. Central Catholic
3	Damar Hamlin***	DB	SR*	6-1	195	McKees Rocks, PA/Pgh. Central Catholic
3(D)	Jordan Addison	WR	FR	6-0	170	Frederick, MD/Tuscarora
4	Daniel Carter	RB	FR*	5-10	220	Margate, FL/St. Thomas Aquinas
5	Deslin Alexandre**	DL	JR*	6-4	270	Pompano Beach, FL/Deerfield Beach
5(D)	Jared Wayne*	WR	SO	6-3	195	Peterborough, Ontario/Clearwater Acad. Intl. (FL)
6	Tre Tipton***	WR	SR*	6-0	185	Apollo, PA/Apollo-Ridge
6(D)	John Morgan*	DL	SO*	6-2	250	Upper Marlboro, MD/DeMatha Catholic
7	DJ Turner	WR	SR*	5-9	205	Glenarden, MD/DeMatha Catholic/Maryland
7(D)	Lucas Krull	TE	SR*	6-6	260	Shawnee, KS/Mill Valley/Florida
8	Kenny Pickett***	QB	SR	6-2	220	Oakhurst, NJ/Ocean Township
8(D)	Calijah Kancey	DL	FR*	6-0	270	Miami, FL/Miami Northwestern
9	Brandon Hill	DB	FR*	5-10	205	Apopka, FL/Wekiva
10	Keyshon Camp**	DL	SR*	6-4	295	Lakeland, FL/Lake Gibson
10(D)	Jaylon Barden	WR	FR	5-11	175	Lizella, GA/Westside
11	Taysir Mack**	WR	SR*	6-2	205	Brooklyn, NY/Grand Street Campus/Indiana
11(D)	Bangally Kamara	LB	FR	6-1	215	Akron, OH/East
12	Nick Patti*	QB	SO*	6-3	215	Hillsdale, NJ/St. Joseph Regional
14	Marquis Williams*	DB	SO*	5-9	175	Pompano Beach, FL/Cardinal Gibbons
14(D)	Will Gipson	WR	FR*	6-2	190	Aliquippa, PA/Aliquippa
15	Jason Pinnock***	DB	SR	6-0	200	Windsor, CT/Windsor
15(D)	Logan Clouse	QB	FR	6-2	215	Mendham, NJ/The Hun School
16	Joey Yellen	QB	FR*	6-3	215	Mission Viejo, CA/Mission Viejo/Arizona St.
16(D)	Nate Temple	DL	FR*	6-4	230	Abbeville, SC/Abbeville
17	Rashad Weaver**	DL	SR*	6-5	270	Fort Lauderdale, FL/Cooper City
17(D)	Davis Beville	QB	FR*	6-5	220	Greenville, SC/Greenville
18	Shocky Jacques-Louis**	WR	JR	6-0	185	Fort Myers, FL/Dunbar
18(D)	Eli Kosanovich	QB	FR*	6-2	205	Aliquippa, PA/Aliquippa
19	Jahvante Royal	DB	FR	6-3	195	Miramar, FL/St. Thomas Aquinas
20	Wendell Davis*	LB	SO*	6-2	240	Richmond, VA/Benedictine College Prep
20(D)	Paris Brown	RB	FR*	5-10	200	Powder Springs, GA/McEachern
21	A.J. Davis***	RB	SR	6-0	215	Lakeland, FL/Lakeland
21(D)	Rashad Battle	DB	FR	6-3	200	Atlanta, GA/Creekside
21(D)	Damarri Mathis***	DB	SR	5-11	195	Lakeland, FL/Lakeland
22	Vincent Davis*	RB	SO	5-8	175	Fort Lauderdale, FL/Cardinal Gibbons
23	Todd Sibley Jr.**	RB	JR*	5-9	225	Akron, OH/Archbishop Hoban
23(D)	Leslie Smith	LB	FR*	5-11	210	Miami, FL/Miami Northwestern
24	Phil Campbell III***	LB	SR*	6-1	220	Kendall Park, NJ/South Brunswick
25	Kaymar Mimes	TE	SO*	6-5	245	Long Branch, NJ/Long Branch
25(D)	A.J. Woods*	DB	SO	5-10	185	Germantown, MD/Northwest
26	Judson Tallandier	DB	SO*	6-0	185	Largo, MD/DeMatha Catholic
27	Buddy Mack III	DB	FR	6-1	180	Greer, SC/Byrnes
28	Kyi Wright	TE	FR*	6-2	260	Farrell, PA/Farrell
29	Hunter Sellers	DB	FR	5-11	175	Tyrone, GA/Woodward Academy
29(D)	Josh Junko	WR	FR*	6-0	195	Akron, OH/Cuyahoga Valley Christian Acad.
30	Brandon George*	LB	SO	6-2	240	Bernville, PA/Berks Catholic
31	Erick Hallett*	DB	SO*	5-11	190	Cypress, TX/Cy-Fair
32	SirVocea Dennis*	LB	SO	6-1	230	Syracuse, NY/Christian Brothers/Peddie School (NJ)
34	Solomon DeShields	LB	FR	6-2	215	Millville, NJ/Millville Senior
35	Hudson Primus	DB	FR*	6-0	210	Washington D.C./Archbishop Carroll
35(D)	Isaiah Stewart	WR	FR*	6-2	185	Union, NJ/Union
36	Chase Pine***	LB	SR*	6-2	250	Williamsburg, VA/Lafayette
37	Angelo Priore	RB	FR	5-10	195	Pittsburgh, PA/Baldwin
38	Cam Bright**	LB	JR*	6-0	225	Montgomery, AL/Park Crossing
39	Myles Canton	DB	SR*	6-1	205	Upper Marlboro, MD/DeMatha Catholic
40	Emmanuel Belgrave	DL	FR	6-3	235	Miami, FL/Miami Southridge Senior

PITT ALPHABETICAL ROSTER

No.	Name	Pos.
2	Israel Abanikanda	RB
3(D)	Jordan Addison	WR
94	Cal Adomitis***	LS
5	Deslin Alexandre**	DL
63	Matt Altsman	OL
87	Habakkuk Baldonado*	DL
10(D)	Jaylon Barden	WR
21(D)	Rashad Battle	DB
40	Emmanuel Belgrave	DL
92	Tyler Bentley*	DL
17(D)	Davis Beville	QB
85	Garrett Bickhart	WR
38	Cam Bright**	LB
57(D)	Bam Brima	DL
20(D)	Paris Brown	RB
10	Keyshon Camp**	DL
96(D)	Jared Campbell	P
24	Phil Campbell III***	LB
39	Myles Canton	DB
84	Grant Carrigan**	TE
4	Daniel Carter	RB
98	Kirk Christodoulou**	P
15(D)	Logan Clouse	QB
50	Jason Collier	OL
87(D)	Jake Cortes	TE
95	Devin Danielson*	DL
21	A.J. Davis***	RB
22	Vincent Davis*	RB
20	Wendell Davis*	LB
82(D)	Luke DelGaudio	WR
32	SirVocea Dennis*	LB
34	Solomon DeShields	LB
72	Liam Dick	OL
60	Owen Drexel	OL
49	Byron Floyd	LS
30	Brandon George*	LB
14(D)	Will Gipson	WR
76	Matt Goncalves	OL
2(D)	David Green*	DL
92(D)	Cam Guess	P
31	Erick Hallett*	DB
3	Damar Hamlin***	DB
71	Bryce Hargrove**	OL
50(D)	Dayon Hayes	DL
81	Aydin Henningham	WR
48	Jackson Henry	LB
9	Brandon Hill	DB
57	Gabe Houy**	OL
18	Shocky Jacques-Louis**	WR
91	Patrick Jones II***	DL
90	Deandre Jules	DL
29(D)	Josh Junko	WR
11(D)	Bangally Kamara	LB
8(D)	Calijah Kancey	DL
97	Alex Kessman***	PK
56	Will King IV	DL
18(D)	Eli Kosanovich	QB
53	Jake Kradel*	OL

2020 PITT FOOTBALL ROSTERS



NUMERICAL ROSTER CONTINUED

No.	Name	Pos.	Yr.	Ht.	Wt.	Hometown/High School
41	Jake Zilinskas	TE	SR*	6-2	240	Indiana, PA/Indiana/John Carroll
41(D)	Jehvonn Lewis	DB	FR	5-11	175	Bethel Park, PA/Bethel Park
43	Anthony Scott-Naji	DB	JR*	5-9	180	Philadelphia, PA/St. Joseph's Prep
44	A.J. Roberts	LB	FR	6-0	235	Staten Island, NY/Tottenville
45	Noah Palmer	DL	SO*	6-3	260	Jefferson Hills, PA/Thomas Jefferson
46	Sam Williams	DL	FR	6-3	210	Pembroke Pines, FL/Calvary Christian Acad.
48	Jackson Henry	LB	SO*	6-2	240	Perkasie, PA/Pennridge/Hun School (NJ)
49	Byron Floyd	LS	FR	6-1	245	Mentor, OH/Mentor
50	Jason Collier	OL	FR*	6-5	315	West Deptford, NJ/West Deptford
50(D)	Dayon Hayes	DL	FR	6-3	250	Pittsburgh, PA/Westinghouse
53	Jake Kradel*	OL	SO*	6-3	305	Butler, PA/Butler Senior
56	Will King IV	DL	FR	6-4	235	Holland, MI/Holland Christian
57	Gabe Houy**	OL	JR*	6-6	300	Pittsburgh, PA/Upper St. Clair
57(D)	Bam Brima	DL	FR*	6-5	260	Worcester, MA/Loyalsock Township (PA)
59	Carson Van Lynn**	OL	JR*	6-5	295	Worthington, OH/Worthington Kilbourne
60	Owen Drexel	OL	JR*	6-3	300	Montclair, NJ/Montclair
62	Dakota Peters	OL	SO*	6-6	300	New Castle, PA/Shenango/Akron
63	Matt Altzman	OL	FR	6-0	265	Zelienople, PA/Pgh. Central Catholic
66	Shane Murphy	OL	FR*	6-4	270	Reading, PA/Berks Catholic
67	Jimmy Morrissey***	OL	SR*	6-3	305	Huntingdon Valley, PA/La Salle College H.S.
68	Blake Zubovic	OL	SO*	6-4	320	Belle Vernon, PA/Belle Vernon Area
71	Bryce Hargrove**	OL	SR*	6-4	320	Akron, OH/Coventry
72	Liam Dick	OL	FR*	6-7	320	Milton, Ontario/Clarkson
74	Keldrick Wilson	OL	SR*	6-5	300	Mount Ulla, NC/West Rowan/Hampton
74(D)	Michael Statham	OL	FR	6-7	370	Smyrna, DE/Saint Frances Acad. (MD)
76	Matt Goncalves	OL	FR*	6-6	315	Manorville, NY/Eastport-South Manor
77	Carter Warren*	OL	JR*	6-5	315	Paterson, NJ/Passaic Tech
78	Branson Taylor	OL	FR	6-5	320	Lorain, OH/Elyria Catholic
80	Daniel Moraga	TE	JR*	6-3	225	Oxnard, CA/Pacifica H.S./Ventura
81	Aydin Henningham	WR	FR	6-2	195	Delray Beach, FL/Deerfield Beach
82	Gavin Thomson	WR	FR*	6-0	175	Pittsburgh, PA/Pgh. Central Catholic
82(D)	Luke DelGaudio	WR	FR	6-2	195	Shavertown, PA/Dallas
83	John Vardzel*	WR	SO*	5-10	190	Charleston, SC/North Allegheny (PA)
84	Grant Carrigan**	TE	JR*	6-7	285	Las Vegas, NV/Pine-Richland (PA)
84(D)	Jake McConnachie	WR	FR	6-5	205	Verona, NJ/Verona
85	Garrett Bickhart	WR	JR*	6-5	215	Liberty, PA/North Penn-Mansfield
87	Habakkuk Baldonado*	DL	SO*	6-5	250	Rome, Italy/Clearwater Acad. International (FL)
87(D)	Jake Cortes	TE	SO*	6-5	245	McMurray, PA/Peters Township
90	Deandre Jules	DL	FR*	6-2	270	Germantown, MD/Northwest
90(D)	Ben Sauls	PK	FR	5-10	180	Tipp City, OH/Tippecanoe
91	Patrick Jones II***	DL	SR*	6-5	260	Chesapeake, VA/Grassfield
91(D)	Sam Scarton	PK	FR*	6-0	185	Hermitage, PA/Hickory
92	Tyler Bentley*	DL	SO*	6-2	300	West Chester, OH/Lakota West
92(D)	Cam Guess	P	FR	5-11	195	Belle Vernon, PA/Belle Vernon Area
94	Cal Adomitis***	LS	SR	6-2	235	Pittsburgh, PA/Pgh. Central Catholic
95	Devin Danielson*	DL	SO*	6-1	300	Pittsburgh, PA/Thomas Jefferson
96	Chris Maloney	TE	SO*	6-2	245	Fort Washington, PA/La Salle College H.S.
96(D)	Jared Campbell	P	FR*	6-1	190	Rochester, NY/McQuaid Jesuit
97	Alex Kessman***	PK	SR*	6-3	190	Clarkston, MI/Clarkston
98	Kirk Christodoulou**	P	JR*	6-1	215	Melbourne, Australia/Balwyn

* following name denotes letters earned
 * following class denotes redshirt season
 (D) denotes duplicate number

ALPHABETICAL ROSTER CONTINUED

No.	Name	Pos.
7(D)	Lucas Krull	TE
41(D)	Jehvonn Lewis	DB
27	Buddy Mack III	DB
11	Taysir Mack**	WR
96	Chris Maloney	TE
21(D)	Damarri Mathis***	DB
84(D)	Jake McConnachie	WR
25	Kaymar Mimes	TE
80	Daniel Moraga	TE
6(D)	John Morgan*	DL
67	Jimmy Morrissey***	OL
66	Shane Murphy	OL
45	Noah Palmer	DL
12	Nick Patti*	QB
62	Dakota Peters	OL
0	John Petrishen*	LB
8	Kenny Pickett***	QB
36	Chase Pine***	LB
15	Jason Pinnock***	DB
35	Hudson Primus	DB
37	Angelo Priore	RB
44	A.J. Roberts	LB
19	Jahvante Royal	DB
90(D)	Ben Sauls	PK
91(D)	Sam Scarton	PK
43	Anthony Scott-Naji	DB
29	Hunter Sellers	DB
23	Todd Sibley Jr.**	RB
23(D)	Leslie Smith	LB
74(D)	Michael Statham	OL
35(D)	Isaiah Stewart	WR
26	Judson Tallandier	DB
78	Branson Taylor	OL
16(D)	Nate Temple	DL
82	Gavin Thomson	WR
6	Tre Tipton***	WR
7	DJ Turner	WR
59	Carson Van Lynn**	OL
83	John Vardzel*	WR
77	Carter Warren*	OL
5(D)	Jared Wayne*	WR
17	Rashad Weaver**	DL
14	Marquis Williams*	DB
46	Sam Williams	DL
74	Keldrick Wilson	OL
25(D)	A.J. Woods*	DB
28	Kyi Wright	TE
16	Joey Yellen	QB
41	Jake Zilinskas	TE
68	Blake Zubovic	OL

* denotes letters earned
 (D) denotes duplicate number



PERSONAL INFORMATION

Born: April 22, 1966

Hometown: Youngstown, Ohio

Alma Mater: Rhode Island, 1990

Family: Narduzzi and his wife, Donna, have four children: Arianna, Christina, Patrick and Isabella.

COLLEGE PLAYING EXPERIENCE

Rhode Island, three-year starter at linebacker (1987-89).

Youngstown State, starter at linebacker (1985).

COACHING EXPERIENCE

Miami (Ohio), 1990-91, graduate assistant; 1992, wide receivers.

Rhode Island, 1993-97, linebackers; 1998-99, defensive coordinator.

Northern Illinois, 2000-02, linebackers.

Miami (Ohio), 2003, defensive coordinator.

Cincinnati, 2004-06, defensive coordinator.

Michigan State, 2007-14, defensive coordinator; 2013-14, assistant head coach.

Pitt, 2015-present, head coach.

BOWL GAMES COACHED

2003 GMAC Bowl

2004 Fort Worth Bowl

2007 Champs Sports Bowl

2009 Capital One Bowl

2010 Valero Alamo Bowl

2011 Capital One Bowl

2012 Outback Bowl

2012 Buffalo Wild Wings Bowl

2014 Rose Bowl

2015 Cotton Bowl

2015 Military Bowl

2016 New Era Pinstripe Bowl

2018 Hyundai Sun Bowl

2019 Quick Lane Bowl

- ✓ The 2020 season marks Pat Narduzzi's sixth as Pitt's head football coach. Over his initial five years (2015-19), Narduzzi led the Panthers to the third-best record in ACC play with a 24-16 mark (tied with Virginia Tech). Only Clemson (38-2) and Miami (25-15) had better ACC records during that timeframe.
- ✓ Narduzzi's 36 overall wins from 2015-19 are the most by a Pitt coach in his first five seasons in nearly four decades (Jackie Sherrill, 50 wins from 1977-81).
- ✓ In 2018, the Panthers won their first Coastal Division championship and made their inaugural appearance in the ACC Championship Game.
- ✓ The Panthers have a burgeoning reputation as a dangerous opponent for highly ranked foes. Pitt's most celebrated win in 2019 was a 35-34 triumph over No. 15 UCF, which visited Heinz Field riding a 27-game non-bowl winning streak. The winning touchdown—a gadget-play pass caught by quarterback Kenny Pickett—has been immortalized as the "Pitt Special."
- ✓ In 2017, Pitt closed the season with a 24-14 victory over No. 2 Miami, which entered the game undefeated and entertaining College Football Playoff hopes. In 2016, the Panthers defeated two teams that finished in the top 5 of the final CFP rankings. Pitt gave No. 2 Clemson—that year's national champion—its only loss (43-42) and kept No. 5 Penn State out of the playoff field by defeating the Nittany Lions, 42-39.
- ✓ In Narduzzi's five seasons as head coach, Pitt has 31 All-ACC Academic Football Team honorees, the second-highest total among conference schools during that span.
- ✓ The Panthers received the American Football Coaches Association (AFCA) 2018 Academic Achievement Award after scoring a perfect single-year 1,000 Academic Progress Rate (APR). This past May, Pitt earned an NCAA Public Recognition Award for achieving an APR score that ranked in the top 10% of all football programs. The Panthers' multi-year 988 APR set a Pitt football program record and was 24 points higher than the national average.
- ✓ In the four NFL Drafts held from 2016-19, the Panthers had 10 players selected, tied for the sixth-highest total among ACC teams.
- ✓ Each of Pitt's three 2018 draft picks—tackle Brian O'Neill (Minnesota Vikings), safety Jordan Whitehead (Tampa Bay Buccaneers) and cornerback Avonte Maddox (Philadelphia Eagles)—were rookie starters.
- ✓ Former Pitt All-America running back James Conner, a Pittsburgh Steelers' 2017 draft pick, was selected to the Pro Bowl after rushing for nearly 1,000 yards in his second professional season.
- ✓ Narduzzi has coached three ACC major award winners at Pitt: running back James Conner (2016 Brian Piccolo Award), running back Qadree Ollison (2015 Offensive Rookie of the Year) and safety Jordan Whitehead (2015 Overall and Defensive Rookie of the Year).
- ✓ Narduzzi arrived at Pitt following eight highly successful years as the defensive coordinator at Michigan State under Mark Dantonio. The Spartans were the only team to rank in the nation's top 10 in total defense and rushing defense each season from 2011-14.
- ✓ Michigan State boasted the nation's top rushing defense in 2014, yielding just 88.5 yards per game. The Spartans finished third nationally with 34 turnovers gained and eighth in total defense, holding opponents to just 315.8 yards per contest.
- ✓ In 2014, the Spartans finished with a No. 5 national ranking and 11-2 record following a 42-41 victory over Baylor in the AT&T Cotton Bowl.
- ✓ In 2013, Michigan State finished No. 3 in the country following a Big Ten title and 24-20 victory over No. 5 Stanford in the Rose Bowl. Narduzzi was named the 2013 recipient of the prestigious Broyles Award, annually presented to the country's top assistant coach.
- ✓ Narduzzi's decorated defensive players at Michigan State included first team All-Americans in cornerback Darqueze Dennard, safety Kurtis Drummond, linebacker Greg Jones and defensive tackle Jerel Worthy. Dennard also won the 2013 Jim Thorpe Award, given to college football's top defensive back.
- ✓ Narduzzi was a starting linebacker under his father, the late Bill Narduzzi, as a freshman at Youngstown State University in 1985 before transferring to Rhode Island, where he became a three-year starter for the Rams from 1987-89.
- ✓ Bill Narduzzi was head coach at YSU from 1975-85. He led the Penguins to two NCAA Division II playoff appearances, including the national championship game in 1979, and twice was named the Ohio Valley Conference Coach of the Year. One of Bill's first coaching posts was as a freshman line coach at Pitt in 1962.

SERIES NOTES

This is the 15th meeting between Pitt and Georgia Tech in a series that began in 1918...Pitt leads the overall series, 9-5, and has won four of the past five meetings...the Panthers are 5-1 in games played in Pittsburgh and 4-2 in Atlanta...Pitt and Georgia Tech have twice met in bowl games with the Yellow Jackets winning each time... Georgia Tech defeated the Panthers in the Jan. 2, 1956 Sugar Bowl (7-0) and the Dec. 29, 1956 Gator Bowl (21-14)...the 2020 game marks the eighth Atlantic Coast Conference encounter between the two schools...the Panthers lead the ACC series, 4-3...this will be the second consecutive game played in Atlanta...Pitt won on the road last year, 20-10...in 2018, the host Panthers won, 24-19, a victory that keyed their run to the Coastal Division title...Georgia Tech's last win in the series occurred in 2017, a 35-17 decision in Bobby Dodd Stadium...Pitt won both the 2015 and 2016 contests courtesy of late field goals by the graduated Chris Blewitt...in 2016, Blewitt's 31-yard field goal as time expired gave Pitt a 37-34 win at Heinz...in 2015, Blewitt boomed a 56-yard field goal with 1:11 left for a 31-28 victory in Atlanta...the initial three games of the series from 1918-20 were all played in Pittsburgh...led by legendary coach Glenn "Pop" Warner, Pitt won each of those three contests by an aggregate score of 58-9... before the 2013 revival of the series, the two schools had not played since a pair of games at Georgia Tech in the 1970s...in 1976, Tony Dorsett scored three touchdowns as Pitt routed the host Yellow Jackets, 42-14...under the direction of Coach John Majors, Pitt would go 12-0 in 1976 and claim the national championship, while Dorsett would win the Heisman Trophy...the Panthers also defeated Georgia Tech, 27-17, in Atlanta during the 1974 season.

SERIES GAME-BY-GAME

PITT LEADS SERIES, 9-5

DATE	H/A	PITT	GT
Nov. 23, 1918	H	32	0
Oct. 25, 1919	H	16	6
Oct. 23, 1920	H	10	3
Jan. 2, 1956	*	0	7
Dec. 29, 1956	**	14	21
Sept. 21, 1974	A	27	17
Sept. 18, 1976	A	42	14
Nov. 2, 2013	A	10	21
Oct. 25, 2014	H	28	56
Oct. 17, 2015	A	31	28
Oct. 8, 2016	H	37	34
Sept. 23, 2017	A	17	35
Sept. 15, 2018	H	24	19
Nov. 2, 2019	A	20	10

Games won by Pitt in **bold**

Neutral site game key:

(*) Sugar Bowl played in New Orleans, La.

(**) Gator Bowl played in Jacksonville, Fla.

TEAM NOTES

131 YEARS OF PITT FOOTBALL:

- ✓ The 2020 campaign marks the 131st football season at the University of Pittsburgh.
- ✓ The Panthers, who played their inaugural season in 1890, have a 737-544-42 all-time record (.573).
- ✓ The program's rich legacy includes 92 first team All-Americans, 24 College Football Hall of Famers, nine Pro Football Hall of Famers and nine national titles.

YOUR 2020 PITT TEAM CAPTAINS:

- ✓ Coach Pat Narduzzi named four senior team captains for the 2020 season: safety Damar Hamlin, defensive end Patrick Jones II, center Jimmy Morrissey and quarterback Kenny Pickett. The four players were selected by a vote of their teammates.
- ✓ Morrissey was selected a captain for the second consecutive year.

AMONG THE ACC'S BEST:

- ✓ Since taking over as Pitt's head coach in 2015, Pat Narduzzi has directed the Panthers to 28 victories in ACC play, the third-highest win total during that span (tied with Virginia Tech). The Panthers trail only Clemson (46) and Miami (32).

ACC RECORDS: 2015-PRESENT

Team	Won	Lost
Clemson	46	3
Miami	32	16
Pitt	28	21
Virginia Tech	28	21
North Carolina	25	24
NC State	25	25
Louisville	23	26
Florida State	22	25
Virginia	21	27
Georgia Tech	19	29
Boston College	19	31
Wake Forest	18	28
Duke	15	34
Syracuse	15	35

TOP-25 VICTORIES:

- ✓ Under Pat Narduzzi, Pitt has defeated a Top 25 team in five consecutive seasons (2016-present).
- ✓ The Panthers' latest victory over a Top 25 foe was a 23-20 win over No. 24 Louisville (Sept. 26) at Heinz Field.

PITT WINS OVER TOP 25 TEAMS: 2016-PRESENT

Date	Opponent (AP/Coaches Rank)	Result
11/12/16	@Clemson (3/2)	W, 43-42
11/24/17	Miami (2/2)	W, 24-14
11/2/18	@Virginia (23/22)	W, 23-13
9/21/19	UCF (15/16)	W, 35-34
9/26/20	Louisville (24/RV)	W, 23-20

PITT GAME NOTES AND ANECDOTES



WORKING OVERTIME:

- ✓ Pitt lost 31-30 in overtime at Boston College on Oct. 10. It marked the fourth consecutive season the Panthers have played an over-time contest and their first OT loss under Pat Narduzzi.
- ✓ Pitt is 3-1 in overtime games under Narduzzi.
- ✓ The Panthers are 9-10 all-time in OT.

PITT IN OVERTIME UNDER PAT NARDUZZI

Date	Opponent	Result
9/2/17	Youngstown State	W, 28-21
10/6/18	Syracuse	W, 44-37
11/14/19	North Carolina	W, 34-27
10/10/20	@Boston College	L, 30-31

OFFENSIVE NOTES

FABULOUS FORTIES:

- ✓ Pitt won consecutive games in November by scoring more than 40 points in each contest.
- ✓ The Panthers defeated Florida State, 41-17, in Tallahassee (Nov. 7) and then rolled past Virginia Tech, 47-14, at Heinz Field (Nov. 21).
- ✓ It marked the first time since the 2016 season that Pitt posted consecutive 40-point games.
- ✓ In 2016, Pitt closed the regular season with three consecutive games scoring 40-plus points en route to averaging a school-record 40.9 points per contest.

BIG ACC WINS:

- ✓ Pitt's 47-14 win over Virginia Tech (Nov. 21) marked its largest margin of victory (33 points) in an ACC game this season and second largest overall since joining the conference in 2013.
- ✓ The Panthers' 41-17 victory at Florida State (Nov. 7) was their largest in an ACC road game (24 points) and fourth largest overall.

PITT LARGEST ACC VICTORY MARGINS

No.	Date	Opponent	Result	Margin
1.	11/19/16	Duke	W, 56-14	42 points
2.	11/21/20	Virginia Tech	W, 47-14	33 points
3.	11/10/18	Virginia Tech	W, 52-22	30 points
4.	11/7/20	@Florida State	W, 41-17	24 points
5.	11/22/14	Syracuse	W, 30-7	23 points
6.	11/17/18	@Wake Forest	W, 34-13	21 points
7.	11/14/15	@Duke	W, 31-13	18 points
8.	10/28/17	Virginia	W, 31-14	17 points

BLUE AND GOLD RALLY CAPS:

- ✓ Since 2002, Pitt has won 37 games with second-half comebacks.
- ✓ Twelve of those rallies occurred under Pat Narduzzi (since 2015).
- ✓ Pitt won four games in 2019 with fourth-quarter comebacks.

PITT SECOND-HALF COMEBACKS (SINCE 2002)

Date	Opponent	Deficit (Qtr.)	Result
9/14/02	@UAB	20-17 (3rd)	W, 26-20
10/26/02	Boston College	16-13 (4th)	W, 19-16 (OT)
11/2/02	@Virginia Tech	21-7 (3rd)	W, 28-21
11/9/02	Temple	19-14 (3rd)	W, 29-22
9/27/03	@Texas A&M	13-9 (3rd)	W, 37-26
11/1/03	@Boston College	13-10 (4th)	W, 24-13
11/8/03	Virginia Tech	28-24 (4th)	W, 31-28
9/25/04	Furman	31-14 (3rd)/38-24 (4th)	W, 41-38 (OT)
10/9/04	@Temple	16-6 (4th)	W, 27-22
11/13/04	@Notre Dame	35-31 (4th)	W, 41-38
11/25/04	West Virginia	10-6 (3rd)/13-9 (4th)	W, 16-13
10/20/07	Cincinnati	17-10 (3rd)	W, 24-17
12/1/07	@West Virginia	7-3 (3rd)	W, 13-9
9/20/08	Iowa	17-14 (4th)	W, 21-20
9/27/08	@Syracuse	24-13 (3rd)	W, 34-24
10/2/08	@USF	21-20 (4th)	W, 26-21
11/1/08	@Notre Dame	17-3 (3rd)/24-17 (4th)	W, 36-33 (4OT)
11/28/08	West Virginia	12-7 (3rd)/15-7 (4th)	W, 19-15
10/2/09	@Louisville	10-7 (3rd)	W, 35-10
10/10/09	Connecticut	21-6 (3rd)	W, 24-21
12/26/09	North Carolina*	17-16 (4th)	W, 19-17
11/9/13	Notre Dame	21-14 (3rd)	W, 28-21
11/23/13	@Syracuse	16-10 (3rd)	W, 17-16
12/26/13	Bowling Green#	20-17 (3rd)	W, 30-27
9/13/14	@FIU	16-14 (3rd)	W, 42-25
10/24/15	@Syracuse	17-13 (4th)	W, 23-20
10/8/16	Georgia Tech	34-27 (4th)	W, 37-34
11/12/16	@Clemson	42-34 (4th)	W, 43-42
10/21/17	@Duke	17-7 (3rd)/17-14 (4th)	W, 24-17
10/6/18	Syracuse	31-27 (3rd)/34-27 (4th)	W, 44-37 (OT)
10/27/18	Duke	28-17 (3rd)/42-35 (4th)	W, 54-45
11/2/18	@Virginia	10-7 (3rd)	W, 23-13
11/17/18	@Wake Forest	10-6 (3rd)	W, 34-13
9/21/19	UCF	31-21 (3rd)/34-28 (4th)	W, 35-34
9/28/19	Delaware	14-10 (4th)	W, 17-14
10/5/19	@Duke	30-26 (4th)	W, 33-30
12/26/19	vs. Eastern Michigan%	30-27 (4th)	W, 34-30

Entries in **bold** denote Pat Narduzzi-coached teams.

* Meineke Car Care Bowl (Charlotte, N.C.)

Little Caesars Pizza Bowl (Detroit, Mich.)

% Quick Lane Bowl (Detroit, Mich.)

PICKETT POINTS:

- ✓ In eight games this year, Kenny Pickett has completed 62% of his passes (186 of 298) for 2,212 yards and 12 TDs with eight INTs. Pickett was named one of 15 candidates for the 2020 Unitas Golden Arm Award on Nov. 13.
- ✓ Pickett was sidelined for consecutive October games (Miami and Notre Dame) due to injury.
- ✓ Following those two missed contests, he returned to action in the Panthers' 41-17 victory at Florida State (Nov. 7). He spurred the win by completing 21-of-27 passes (78%) for 210 yards and also rushed for a 10-yard score.
- ✓ Pickett followed up the Florida State outing by directing a 47-14 win over Virginia Tech (Nov. 21). He threw for 404 yards on 35-of-52 passing (67%) and accounted for three touchdowns (two passing) against the Hokies. It was the second highest yardage of his career (411 vs. NC State, Oct. 3).
- ✓ Pickett's 35 completions tied his career high (set vs. Penn State in 2019) and are two shy of the school record (37, Alex Van Pelt vs. Notre Dame in 1990).
- ✓ Pickett had the most prolific passing yardage performance of his career against NC State (Oct. 3), throwing for a personal-high 411 yards. He completed 56% of his passes (22 of 39) and accounted for three touchdowns (one passing and two rushing).
- ✓ Pickett is the first Pitt quarterback with two 400-yard passing games. No other player has done it more than once.
- ✓ Pickett leads the team with seven rushing touchdowns and is the Panthers' third-leading ground gainer with 116 yards. His seven rushing TDs are the most by a Pitt quarterback since 1978 (Rick Trocano, seven). The last Pitt QB with more than seven rushing TDs was Billy Daniels (10) in 1973.

KENNY COMEBACKS:

- ✓ In 2019, Kenny Pickett orchestrated three fourth-quarter comebacks, rallying the Panthers to victories over UCF (35-34), Duke (33-30) and Eastern Michigan in the Quick Lane Bowl (34-30).
- ✓ Pickett has five fourth-quarter comebacks for his career, the most by a Pitt quarterback in nearly 50 years.
- ✓ Dave Havern also rallied the Panthers to five victories in the fourth quarter over the 1970 and 1971 seasons.

CHART CLIMBER:

- ✓ Kenny Pickett currently ranks fifth at Pitt with 7,788 career passing yards. He surpassed Rod Rutherford (6,724 from 2000-03) earlier this season to claim fifth place.
- ✓ Pickett ranks fourth in career total offense at Pitt with 8,327 yards, recently eclipsing Dan Marino (8,320 from 1979-82) to earn that spot.

PITT PASSING YARDS IN A CAREER

No.	Name	Seasons	Yards
1.	Alex Van Pelt	1989-92	11,267
2.	Dan Marino	1979-82	8,597
3.	Tino Sunseri	2009-12	8,590
4.	Tyler Palko	2002-06	8,343
5.	Kenny Pickett	2017-20	7,788
6.	Rod Rutherford	2000-03	6,724
7.	John Congemi	1983-86	6,467
8.	Bill Stull	2005-09	5,252
9.	Nathan Peterman	2015-16	5,142
10.	David Priestley	1999-2001	4,533

THE LAST TIME: PITT 20 GEORGIA TECH 10

Nov. 2, 2019 • Bobby Dodd Stadium • 41,219

Pitt earned bowl eligibility with a 20-10 victory at Georgia Tech...the Panthers used a stifling defensive effort to defeat the Yellow Jackets for the fourth time in five years...Pitt yielded only 194 total yards, including just 86 on the ground...the game's critical play, fittingly, was made by Pitt's defense...the Panthers (6-3, 3-2) were protecting a 17-10 lead late in the third quarter when the Yellow Jackets reached Pitt's 4-yard line...that's when LB Kylan Johnson jarred the ball from Georgia Tech QB Lucas Johnson just shy of the goal line...Cam Bright scooped up the fumble in the end zone and raced 79 yards the other way...Pitt parlayed the turnover into a 49-yard field goal by Alex Kessman for a 20-10 lead on the opening play of the fourth quarter...Georgia Tech (2-6, 1-4) never threatened again...the fumble return was Pitt's longest in 18 years (Brian Guzek, 80-yard return at Temple in 2001)...Pitt staked a 17-7 halftime lead despite three turnovers in the initial two quarters...freshman Vincent Davis ripped off a 61-yard TD run while Kenny Pickett threw a 21-yard scoring strike to Shocky Jacques-Louis, the sophomore receiver's first collegiate touchdown...LB Saleem Brightwell had a team-high seven tackles, while safety Paris Ford had six stops and an interception...Pitt's defense forced seven three-and-outs in the win and conceded just 10 first downs.

PITT	10	7	0	3	20
GEORGIA TECH	0	7	3	0	10

First Quarter

PITT — Kessman 32-yard field goal 11:14
PITT — V. Davis 61-yard run (Kessman kick) 6:25

Second Quarter

GT — Brown 51-yard pass from Graham (King kick) 13:24
PITT — Jacques-Louis 21-yard pass from Pickett (Kessman kick) 9:34

Third Quarter

GT — King 30-yard field goal 9:46

Fourth Quarter

PITT — Kessman 49-yard field goal 14:54

Team Stats	PITT	GT
First Downs	18	10
Rushes-Yards	36-158	29-86
Comp-Att-Int	25-34-2	8-21-1
Passing Yards	204	108
Total Yards	362	194
Punt Returns-Yards	5-57	2-17
Kick Returns-Yards	2-22	3-54
Interceptions-Yards	1-21	2-0
Fumbles-Lost	2-1	1-1
Punts-Average	4-30.0	8-46.4
Penalties-Yards	6-50	4-38
Third Down Conv.	7-16	2-13
Fourth Down Conv.	0-0	0-0
Sacks By-Yards	2-8	1-7
Possession Time	35:17	24:43

Rushing

PITT — A. Davis 16-75; V. Davis 6-67, 1 TD; V. Carter 4-14; Pickett 6-8; Ffrench 1-0; Jacques-Louis 1-(-1); Team 1-(-1); Mathews 1-(-4).
GT — Mason 15-56; Graham 8-30; Johnson 5-1; Howard 1-(-1).

Passing

PITT — Pickett 25-34-2, 204 yards, 1 TD.
GT — Graham 3-13-1, 57 yards, 1 TD; Johnson 5-8-0, 51 yards.

Receiving

PITT — Ffrench 11-71; Mack 5-47; Jacques-Louis 3-38, 1 TD; V. Carter 3-19; Griffin-Stewart 2-21; Gragg 1-8.
GT — Brown 4-61, 1 TD; Sanders 1-15; Cottrell 1-14; Davis 1-10; Oliver 1-8.

PITT TOTAL OFFENSE IN A CAREER

No.	Name (Years)	Rush/Pass	Total
1.	Alex Van Pelt (1988-92)	(-119)/11,267	11,148
2.	Tino Sunseri (2009-12)	1/8,590	8,591
3.	Tyler Palko (2002-06)	86/8,343	8,429
4.	Kenny Pickett (2017-20)	539/7,788	8,327
5.	Dan Marino (1979-82)	(-277)/8,597	8,320
6.	Rod Rutherford (2000-03)	885/6,724	7,609
7.	Tony Dorsett (1973-76)	6,526/0	6,526
8.	John Congemi (1983-86)	(-116)/6,467	6,351
9.	Nathan Peterman (2015-16)	518/5,142	5,660
10.	Bill Stull (2005-09)	(-188)/5,252	5,064

THROWING FOR 3,000:

- ✓ Kenny Pickett's 3,098 passing yards in 2019 marked the most at Pitt since 2012 and rank fourth on the school single-season list.
- ✓ Pickett is one of only five Pitt quarterbacks to throw for 3,000 yards in a season.

PITT PASSING YARDS IN A SEASON

No.	Name	Season	Yards
1.	Rod Rutherford	2003	3,679
2.	Tino Sunseri	2012	3,288
3.	Alex Van Pelt	1992	3,163
4.	Kenny Pickett	2019	3,098
5.	Tyler Palko	2004	3,067
6.	Tom Savage	2013	2,958
7.	Alex Van Pelt	1989	2,881
8.	Dan Marino	1981	2,876
9.	Tyler Palko	2006	2,871
10.	Nathan Peterman	2016	2,855

300-YARD PASSING GAMES:

- ✓ Kenny Pickett has eight career 300-yard passing games. He is also the first Pitt player with two 400-yard passing games.
- ✓ Pickett threw for more than 300 yards five times in 2019. He became the first Pitt quarterback with five 300-yard passing games in a season since Tyler Palko also had five in 2004.

300-YARD PASSING PERFORMANCES UNDER PAT NARDUZZI

No.	Date	Name	Opponent	C-A-I	Yards	TD
1.	10/3/20	Kenny Pickett	NC State	22-39-0	411	1
2.	9/30/17	Max Browne	Rice	28-32-0	410	4
3.	11/21/20	Kenny Pickett	Virginia Tech	35-52-1	404	2
4.	9/14/19	Kenny Pickett	@Penn State	35-51-0	372	0
5.	12/26/19	Kenny Pickett	vs. Eastern Michigan*	27-39-0	361	3
6.	11/14/19	Kenny Pickett	North Carolina	25-41-0	359	1
7.	11/30/19	Kenny Pickett	Boston College	30-40-1	323	0
8.	9/7/19	Kenny Pickett	Ohio	26-37-0	321	1
9.	11/17/18	Kenny Pickett	@Wake Forest	23-30-0	316	3
10.	11/12/16	Nathan Peterman	@Clemson	22-37-0	308	5

*Quick Lane Bowl (Detroit, Mich.)

LAST TIME AT HEINZ: PITT 24 GEORGIA TECH 19

Sept. 15, 2018 • Heinz Field • 34,284

Pitt seized a 21-0 intermission lead over Georgia Tech and then held off the Yellow Jackets to claim a 24-19 win in the ACC opener for both teams...Qadree Ollison was a workhorse for Pitt's offense, rushing for 91 yards and two touchdowns...Kenny Pickett threw for 197 yards with an interception on 16-of-23 passing...his top target was Rafael Araujo-Lopes, who hauled in six catches for 45 yards...Pickett also found Taysir Mack four times for 95 yards, including a 60-yard catch for Mack off a flea flicker to set up Pitt's third touchdown...the Panthers' defense did an effective job corralling Georgia Tech's triple option and limited the visitors to just 4 of 13 on third down...Yellow Jackets QB TaQuon Marshall netted a game-high 103 yards but needed 28 carries to do so and only averaged 3.7 yards per rush...Georgia Tech finished with 386 yards, 99 of which came on its final drive of the game...DE Rashad Weaver totaled seven tackles and a fumble recovery, his third of the season...safety Damar Hamlin also had seven stops and a career-high two TFLs...Pat Narduzzi improved to 3-1 against the Yellow Jackets...the Panthers (2-1, 1-0) won their ACC opener for the first time since 2015...Georgia Tech fell to 1-2 overall and 0-1 in the ACC.

GEORGIA TECH	0	0	6	13	19
PITT	14	7	3	0	24

First Quarter

PITT — Ollison 31-yard run (Kessman kick) 8:38
PITT — Hall 5-yard run (Kessman kick) 5:20

Second Quarter

PITT — Ollison 8-yard run (Kessman kick) 2:59

Third Quarter

GT — Marshall 1-yard run (King kick failed) 8:43
PITT — Kessman 33-yard field goal 2:36

Fourth Quarter

GT — Marshall 7-yard run (Marshall pass failed) 13:09
GT — Lynch 3-yard run (King kick) 0:37

Team Stats	GT	PITT
First Downs	22	16
Rushes-Yards	56-320	31-138
Comp-Att-Int	6-15-1	16-23-1
Passing Yards	66	197
Total Yards	386	335
Punt Returns-Yards	2-22	0-0
Kick Returns-Yards	0-0	0-0
Interceptions-Yards	1-42	1-20
Fumbles-Lost	3-1	1-0
Punts-Average	4-41.2	6-39.0
Penalties-Yards	4-30	4-38
Third Down Conv.	4-13	5-12
Fourth Down Conv.	1-3	0-0
Sacks By-Yards	0-0	1-8
Possession Time	31:49	28:11

Rushing

GT — Marshall 28-103, 2 TD; Mason 10-94; Howard 8-82; Searcy 5-38; Jarrett 1-3; Lynch 3-2, 1 TD; Owens 1-(-2).
PITT — Ollison 17-91, 2 TD; Hall 7-29, 1 TD; Jacques-Louis 1-9; Pickett 2-8; Ffrench 2-1; Araujo-Lopes 2-0.

Passing

GT — Marshall 6-15-1, 66 yards.
PITT — Pickett 16-23-1, 197 yards.

Receiving

GT — Stewart 3-33; Camp 1-20; Carter 1-11; Mason 1-2.
PITT — Araujo-Lopes 6-45; Mack 4-95; Ffrench 3-25; Aston 1-14; Mathews 1-12; Hall 1-6.

PITT GAME NOTES AND ANECDOTES



TERRIFIC TURNER:

- ✓ DJ Turner achieved one of the greatest games ever by a Pitt wide receiver while sparking the Panthers to a 47-14 victory over Virginia Tech (Nov. 21).
- ✓ Turner hauled in 15 catches for 184 yards, including a 64-yard touchdown. His receptions total is the highest by an ACC player this year and the second highest (tied) nationally.
- ✓ Turner's 15 catches are the second most in Pitt history. He fell just one reception shy of the school single-game receptions record of 16 set by Harry Orszulak against Penn State in 1968.
- ✓ Turner did set a Virginia Tech opponent record for receptions, surpassing the previous mark of 14 set by Maryland's Frank Wycheck in 1990.
- ✓ On the season, Turner is the Panthers' second-leading receiver with 39 catches for 552 yards (14.2 avg.) and two touchdowns.

FRESHMAN OF INFLUENCE:

- ✓ Freshman wide receiver Jordan Addison is making a national-caliber impact in his debut season at Pitt.
- ✓ Addison leads the Panthers in receptions (57), receiving yards (652) and receiving touchdowns (four). He has played in nine games (missing the Nov. 21 Virginia Tech contest).
- ✓ Addison leads the nation's freshmen receivers in catches and receiving yards.
- ✓ Including upperclassmen, Addison ranks 11th nationally and fourth in the ACC in total receptions. He is 31st nationally and 11th in the ACC in total receiving yards.
- ✓ The last freshman to lead Pitt in receiving was Tyler Boyd in 2013. That year, Boyd paced the Panthers in receptions (85), receiving yards (1,174) and receiving TDs (tied with seven).

IMPRESSIVE COMPANY:

- ✓ Jordan Addison's 57 catches are the third most ever by a Pitt freshman.

PITT ALL-TIME FRESHMAN RECEPTIONS LEADERS

No.	Name	Season	Rec.	Yards	Avg.	TDs
1.	Tyler Boyd	2013	85	1,174	13.8	7
2.	Larry Fitzgerald*	2002	69	1,005	14.6	12
3.	Jordan Addison	2020	57	652	11.4	4
4.	Antonio Bryant#	1999	51	844	16.5	6

* Won 2003 Biletnikoff Award as sophomore

Won 2000 Biletnikoff Award as sophomore

JORDAN RULES:

- ✓ Jordan Addison had 127 receiving yards on a career-high 11 catches in the Panthers' 41-17 victory at Florida State (Nov. 7).
- ✓ His 11 receptions marked the most by a Pitt freshman since Tyler Boyd also had 11 against Georgia Tech on Nov. 2, 2013.
- ✓ It was his second 100-yard receiving game of the season. He previously had a career-high 147 yards (on eight catches) at Miami (Oct. 17).
- ✓ Addison's 147 yards vs. the Hurricanes marked the highest single-game receiving yardage total by a Pitt freshman since Boyd had 173 (on eight catches) in a 30-27 win over Bowling Green (Little Caesars Pizza Bowl on Dec. 26, 2013).
- ✓ Addison is the first Pitt freshman to log multiple 100-yard receiving games since Boyd had five such outings in 2013.

CENTURY RECEIVING GAMES:

- ✓ Under Pat Narduzzi, Pitt has produced 20 100-yard receiving performances, including four this season.
- ✓ DJ Turner achieved the most recent with 184 yards on 15 catches against Virginia Tech (Nov. 21). Turner also had a Pitt season-high 186 yards on eight receptions against NC State (Oct. 3).
- ✓ Turner's receiving yardage against NC State marked the most by a Pitt player since Nov. 6, 2004, when Greg Lee had 188 yards on nine receptions at Syracuse.
- ✓ Jordan Addison had 127 yards on 11 receptions at Florida State (Nov. 7). He previously had a 147-yard effort on eight catches at Miami (Oct. 17).

100-YARD RECEIVERS UNDER PAT NARDUZZI

Date	Player	Opponent	Rec.-Yds.-TD
9/12/15	Tyler Boyd	@Iowa	10-131-1
11/21/15	Tyler Boyd	Louisville	10-103-1
10/1/16	Jester Weah	Marshall	7-176-1
11/5/16	Jester Weah	@Miami	3-115-1
11/12/16	Scott Orndoff	@Clemson	9-128-2
9/30/17	Jester Weah	Rice	5-137-1
10/7/17	Rafael Araujo-Lopes	@Syracuse	7-100-0
10/14/17	Jester Weah	NC State	7-106-1
11/18/17	Jester Weah	@Virginia Tech	4-104-0
11/17/18	Taysir Mack	@Wake Forest	3-105-1
9/7/19	Maurice Ffrench	Ohio	10-138-1
9/14/19	Taysir Mack	@Penn State	12-125-0
9/28/19	Taysir Mack	Delaware	5-124-1
11/14/19	Shocky Jacques-Louis	North Carolina	4-104-1
11/30/19	Jared Wayne	Boston College	6-100-0
12/26/19	Maurice Ffrench	vs. Eastern Michigan*	12-165-1
10/3/20	DJ Turner	NC State	8-186-0
10/17/20	Jordan Addison	@Miami	8-147-0
11/7/20	Jordan Addison	@Florida State	11-127-0
11/21/20	DJ Turner	Virginia Tech	15-184-1

Names in **bold** denote current players.

* Quick Lane Bowl (Detroit, Mich.)

AIRING IT OUT:

- ✓ Since 1968, only nine times has a Pitt quarterback thrown 50-plus passes in a game. Kenny Pickett has done it twice.

PITT QBS WITH AT LEAST 51 ATTEMPTS SINCE 1968

Date	Name	Opponent	C-A-I	Yards	TD
11/28/91	Alex Van Pelt*	Penn State	27-64-5	324	1
9/30/05	Tyler Palko	@Rutgers	35-58-1	371	4
9/17/92	Alex Van Pelt	@Rutgers	36-55-2	395	2
11/21/20	Kenny Pickett	Virginia Tech	35-52-1	404	2
11/23/68	Dave Havern	Penn State	29-51-2	314	0
10/28/78	Rick Trocano	@Navy	25-51-1	225	0
10/27/90	Alex Van Pelt	Notre Dame	37-51-2	384	2
8/30/08	Bill Stull	Bowling Green	29-51-1	264	1
9/14/19	Kenny Pickett	@Penn State	35-51-0	372	0

*school record for pass attempts

PITT GAME NOTES AND ANECDOTES



MACK ATTACK:

✓ Wide receiver Taysir Mack recently surpassed 100 receptions for his Pitt career. His 109 catches rank 17th in school annals.

PITT RECEPTIONS IN A CAREER

No.	Name	Seasons	Rec.	Yards	Avg.
1.	Tyler Boyd	2013-15	254	3,361	13.2
2.	Devin Street	2010-13	202	2,901	14.4
3.	Latef Grim	1998-2000	178	2,680	15.1
4.	Antonio Bryant	1999-2001	173	3,061	17.7
5.	Larry Fitzgerald	2002-03	161	2,677	16.6
6.	Dietrich Jells	1991-95	160	3,003	18.8
7.	Mike Shanahan	2009-12	159	2,276	14.3
8.	Maurice Ffrench	2016-19	156	1,637	10.5
9.	Dwight Collins	1980-83	133	2,264	17.0
	Gordon Jones	1975-78	133	2,230	16.8
11.	Derek Kinder	2004-08	131	1,646	12.6
12.	Jon Baldwin	2008-10	128	2,337	18.3
13.	Greg Lee	2003-05	127	2,470	19.4
14.	Oderick Turner	2006-09	122	1,681	13.8
15.	Billy Davis	1991-94	120	1,680	14.0
16.	Steve Moyer	1969-71	117	1,271	10.9
17.	Taysir Mack	2018-20	109*	1,577	14.5
18.	Jake Hoffart	1996-97	108	1,519	14.1
19.	Bob Longo	1965-67	106	1,621	15.3
20.	Lamar Slade	1999-2002	101	1,152	11.4
	Benjie Pryor	1977-80	101	1,267	12.5

* Total does not include Mack's 23 receptions at Indiana in 2017.

100-YARD RUSHING GAMES:

- ✓ Under Pat Narduzzi, Pitt has produced 26 100-yard rushing performances.
- ✓ The most recent occurred in Pitt's 27-20 win at Syracuse last season (Oct. 18, 2019), when A.J. Davis had 103 yards on 16 carries.
- ✓ The Panthers are 16-7 under Narduzzi when they have at least one 100-yard rusher in a game.

100-YARD RUSHERS UNDER PAT NARDUZZI

Date	Player	Opponent	Att.-Yds.-TD
9/5/15	Qadree Ollison	Youngstown State	16-207-1
10/3/15	Qadree Ollison	@Virginia Tech	19-122-1
10/24/15	Qadree Ollison	@Syracuse	23-103-2
11/14/15	Qadree Ollison	@Duke	26-111-1
11/21/15	Qadree Ollison	Louisville	28-152-1
11/27/15	Darrin Hall	Miami	12-103-1
9/10/16	James Conner	Penn State	22-117-1
9/17/16	James Conner	@Oklahoma State	24-111-1
9/24/16	Quadree Henderson	@North Carolina	9-107-0
10/27/16	James Conner	Virginia Tech	19-141-3
11/12/16	James Conner	@Clemson	20-132-1
11/19/16	James Conner	Duke	14-101-2
11/26/16	James Conner	Syracuse	19-115-2

11/26/16	Quadree Henderson	Syracuse	5-103-1
10/21/17	Darrin Hall	@Duke	24-254-3
10/28/17	Darrin Hall	Virginia	25-111-1
11/9/17	Darrin Hall	North Carolina	23-121-4
9/8/18	Qadree Ollison	Penn State	21-119-1
10/6/18	Qadree Ollison	Syracuse	24-192-1
10/6/18	Darrin Hall	Syracuse	17-107-2
10/27/18	Qadree Ollison	Duke	18-149-1
10/27/18	V'Lique Carter	Duke	7-137-2
11/2/18	Darrin Hall	@Virginia	19-229-3
12/31/18	Darrin Hall	vs. Stanford*	16-123-1
9/28/19	Todd Sibley Jr.	Delaware	22-106-0
10/18/19	A.J. Davis	@Syracuse	16-103-1

Names in **bold** denote current players.

* Sun Bowl (El Paso, Texas)

RUSH HOUR:

- ✓ Under Pat Narduzzi, the Panthers have rushed for at least 200 yards on 23 occasions. Pitt is 17-6 in those contests.
- ✓ During that span, the Panthers have six games with at least 300 rushing yards and are 6-0 in those outings. Pitt is 2-0 when reaching the 400-yard rushing milestone under Narduzzi.
- ✓ This season, the Panthers had a season-high 156 yards on 40 carries in its 23-20 win over Louisville (Sept. 26).

PITT 200-YARD RUSHING GAMES UNDER PAT NARDUZZI

Date	Opponent	Att.	Yds.	Avg.	Result
9/5/15	Youngstown State	43	325	7.6	W, 45-37
10/17/15	@Georgia Tech	43	200	4.7	W, 31-28
11/14/15	@Duke	58	268	4.6	W, 31-13
11/21/15	Louisville	45	244	5.4	W, 45-34
9/10/16	Penn State	56	341	6.1	W, 42-39
9/17/16	@Oklahoma State	54	290	5.4	L, 38-45
9/24/16	@North Carolina	55	281	5.1	L, 36-37
10/1/16	Marshall	41	252	6.1	W, 43-27
10/8/16	Georgia Tech	42	215	5.1	W, 37-34
10/15/16	@Virginia	49	209	4.3	W, 45-31
11/19/16	Duke	40	224	5.6	W, 56-14
11/26/16	Syracuse	40	393	9.8	W, 76-61
9/2/17	Youngstown State	53	208	3.9	W, 28-21 (OT)
10/21/17	@Duke	57	336	5.9	W, 24-17
11/9/17	North Carolina	45	267	5.9	L, 31-34
9/1/18	Albany	37	238	6.4	W, 33-7
9/8/18	Penn State	52	245	4.7	L, 6-51
9/22/18	@North Carolina	36	228	6.3	L, 35-38
10/6/18	Syracuse	47	265	5.6	W, 44-37 (OT)
10/27/18	Duke	52	484	9.3	W, 54-45
11/2/18	@Virginia	42	254	6.0	W, 23-13
11/10/18	Virginia Tech	36	492	13.7	W, 52-22
12/31/18	vs. Stanford*	42	208	4.9	L, 13-14

* Sun Bowl (El Paso, Texas)

RUSHING FOR A GRAND:

- ✓ Since 2015, Pat Narduzzi has had four 1,000-yard rushing efforts under his watch at Pitt. Three players are responsible for the four 1,000-yard seasons: Qadree Ollison (2015 and 2018), James Conner (2016) and Darrin Hall (2018).
- ✓ Ollison and Hall became the first Pitt tandem to rush for 1,000 yards in the same season (2018).

PITT 1,000-YARD RUSHERS UNDER PAT NARDUZZI

Year	Name	Att.	Yards	Avg.	TD
2015	Qadree Ollison	212	1,121	5.3	11
2016	James Conner	216	1092	5.1	16
2018	Qadree Ollison	194	1,213	6.3	11
2018	Darrin Hall	153	1,144	7.5	10

HIGHLY OFFENSIVE:

- ✓ Pat Narduzzi's tenure has witnessed three of the top five most prolific offensive yardage performances in school history.
- ✓ In Pitt's 52-22 demolition of Virginia Tech on Nov. 10, 2018, the Panthers piled up a school-record 654 yards in total offense, eclipsing the prior mark of 648 set against Eastern Michigan in 1995.
- ✓ The Panthers had two games in 2018 with more than 600 yards in offense. In a 54-45 win over Duke (Oct. 27, 2018), Pitt compiled 634 yards, the fifth-highest single-game total in school annals.
- ✓ Pitt has eclipsed 600 yards only eight times in program history.

ALL-TIME PITT TOP TOTAL OFFENSE GAMES

No.	Date	Opponent	Rush	Pass	Total	Result
1.	11/10/18	Virginia Tech	492	162	654	W, 52-22
2.	9/9/95	Eastern Michigan	315	333	648	W, 66-30
3.	10/25/97	@Rutgers	175	470	645	W, 55-48 (20T)
4.	11/26/16	Syracuse	393	251	644	W, 76-61
5.	10/27/18	Duke	484	150	634	W, 54-45
6.	9/22/12	Gardner-Webb	229	397	626	W, 55-10
7.	10/15/88	Temple	279	336	615	W, 42-7
8.	10/18/75	@Army	530	80	610	W, 52-20

Entries in **bold** denote Pat Narduzzi-coached teams.

DEFENSIVE NOTES

DEFENSIVE SUPERLATIVES:

- ✓ Through 10 contests, Pitt boasts national top-30 rankings in no fewer than eight different statistical categories.
- ✓ The Panthers lead the nation in tackles for loss with an average of 10.5 per game. Pitt is third in the country in sacks with an ACC-best 4.30 per contest.
- ✓ Pitt is sixth nationally in rushing defense, surrendering an ACC-low 93.1 yards per contest.
- ✓ Pitt is ninth nationally (third in ACC) with 12 interceptions.
- ✓ Pitt has gained 17 total turnovers (12 interceptions and five fumble recoveries) to rank 14th nationally and fourth in the ACC.
- ✓ Pitt leads the ACC and ranks 24th nationally in red zone defense (75.9%, 22 of 29).
- ✓ Pitt ranks 26th nationally (third in ACC) in third-down defense at 35.3% (54 of 153).
- ✓ Pitt ranks 27th in total defense, yielding 338.7 yards per game. That average ranks third in the ACC.

TDs BY THE "D":

- ✓ Pitt has scored 11 defensive touchdowns under Pat Narduzzi.
- ✓ The Pitt defense has scored 35 touchdowns since the 2000 season.
- ✓ The Panthers are 29-4 when scoring at least one defensive TD in a game since 2000.
- ✓ Under Narduzzi, the Panthers are 7-4 when scoring a defensive touchdown, including this season's 41-17 win at Florida State (Nov. 7) when Brandon Hill had a 50-yard interception return.

PITT DEFENSIVE TOUCHDOWNS SINCE 2000

Date	Opponent	Player	Score
10/27/01	@Temple	Brian Guzek	80-yard fumble return
11/3/01	Virginia Tech	Shawntae Spencer	68-yard interception return
12/20/01	vs. NC State*	Tyre Young	16-yard fumble return
9/21/02	Rutgers	Gerald Hayes	8-yard fumble return
10/5/02	@Syracuse	Lewis Moore	2-yard fumble return
11/9/02	Temple	Claude Harriott	11-yard fumble return
10/25/03	Syracuse	Josh Lay	20-yard fumble return
9/11/04	Ohio	Malcolm Postell	42-yard interception return
9/25/04	Furman	Malcolm Postell	44-yard interception return
10/23/04	Rutgers	Josh Lay	82-yard interception return
12/4/04	@USF	Malcolm Postell	15-yard interception return
10/22/05	Syracuse	H.B. Blades	38-yard interception return
9/2/06	Virginia	Darrelle Revis	19-yard interception return
9/2/06	Virginia	Clint Session	78-yard interception return
9/8/06	@Cincinnati	Darrelle Revis	57-yard interception return
9/30/06	Toledo	Gus Mustakas	9-yard interception return
11/8/08	Louisville	Ricky Gary	3-yard fumble return
11/8/08	Louisville	Scott McKillop	18-yard interception return
12/6/08	@Connecticut	Greg Williams	20-yard interception return
9/12/09	@Buffalo	Greg Williams	50-yard fumble return
11/7/09	Syracuse	Greg Williams	51-yard interception return
10/16/10	@Syracuse	Ricky Gary	80-yard interception return
12/3/11	Syracuse	Antwuan Reed	20-yard fumble return
9/21/13	@Duke	Anthony Gonzalez	37-yard interception return
11/7/15	Notre Dame	Ejuan Price	32-yard fumble return
11/21/15	Louisville	Avonte Maddox	30-yard interception return
12/28/15	vs. Navy**	Jordan Whitehead	22-yard fumble return
9/17/16	@Okla. State	Matt Galambos	2-yard fumble return
10/1/16	Marshall	Avonte Maddox	33-yard interception return
10/15/16	@Virginia	Jordan Whitehead	59-yard interception return
11/26/16	Syracuse	Dane Jackson	20-yard interception return
9/16/17	Okla. State	Jason Pinnock	Fumble recovery in end zone
10/6/18	Syracuse	Dane Jackson	35-yard fumble return
10/5/19	@Duke	Paris Ford	26-yard interception return
11/7/20	@Florida State	Brandon Hill	50-yard interception return

Names in **bold** denote current players.

* Tangerine Bowl (Orlando, Fla.)

** Military Bowl (Annapolis, Md.)

STICKY FINGERS:

- ✓ The Panthers have 12 interceptions through 10 games. Last season, Pitt had only nine INTs over 13 games.
- ✓ Pitt's 12 INTs rank ninth nationally and third in the ACC.
- ✓ The Panthers' 12 interceptions are their most since the 2012 team had 15.
- ✓ Pitt has twice had a season-high three interceptions this year: its 23-20 win over Louisville (Sept. 26) and in the 41-17 victory at Florida State (Nov. 7).

DENNIS IS A MENACE:

- ✓ Sophomore outside linebacker SirVocea Dennis is having an All-ACC caliber season.
- ✓ In nine games played, Dennis has compiled 55 tackles, 14 tackles for loss and four sacks.
- ✓ Dennis ranks sixth nationally and second in the ACC in total TFLs.
- ✓ He made his first career start at Boston College (Oct. 10) and responded by collecting a game-high 11 tackles—including 4.5 tackles for loss—and 1.5 sacks. He was named the ACC Linebacker of the Week for his performance.
- ✓ His single-game TFL total at Boston College is the highest by an ACC defender this year and the fourth most nationally.
- ✓ Dennis also had four TFLs against Notre Dame (Oct. 24), tied for the second most in the ACC and eighth nationally.

TERRIFIC TOTAL "D":

- ✓ Pitt ranks 27th nationally and third in the ACC in total defense, yielding an average of 338.7 yards per game.
- ✓ During Pat Narduzzi's tenure, Pitt has held an opponent under 250 yards 13 times.
- ✓ Pitt is 11-2 in those contests, including 6-1 against ACC foes.

PITT TOP TOTAL DEFENSE GAMES UNDER PAT NARDUZZI

No.	Date	Opponent	Rush	Pass	Total	Result
1.	10/3/15	@Virginia Tech	9	91	100	W, 17-13
2.	9/12/15	@Akron	42	63	105	W, 24-7
3.	9/12/20	Austin Peay	1	136	137	W, 55-0
4.	9/28/19	Delaware	43	127	170	W, 17-14
5.	9/19/20	Syracuse	51	120	171	W, 21-10
6.	9/3/16	Villanova	53	119	172	W, 28-7
7.	11/2/19	@Georgia Tech	86	108	194	W, 20-10
8.	10/26/19	Miami	54	154	208	L, 12-16
	12/31/18	vs. Stanford*	103	105	208	L, 13-14
10.	9/7/19	Ohio	35	177	212	W, 20-10
11.	9/26/20	Louisville	116	107	223	W, 23-20
12.	11/24/17	Miami	45	187	232	W, 24-14
13.	11/2/18	@Virginia	44	205	249	W, 23-13

Entries in **bold** denote 2020 season

* Sun Bowl (El Paso, Texas)

GROUND DEFENSE:

- ✓ The Panthers are yielding only 93.1 rushing yards per game, the sixth-lowest ground output allowed in all of college football. That average ranks first in the ACC.
- ✓ The last time the Panthers surrendered less than 90 yards rushing per game for an entire season was 1981 (68.9 avg. over 12 contests).
- ✓ The last time Pitt yielded less than 100 yards rushing per game for an entire season was in 2000 (97.0 avg. over 12 contests).
- ✓ Pitt has held four of its 10 opponents this season under 100 yards rushing.
- ✓ Under Pat Narduzzi, Pitt has held a total of 26 opponents under the 100-yard rushing mark. Pitt is 20-6 in such games, including an 11-5 mark against ACC foes.

LOWEST PITT OPPONENT RUSHING UNDER PAT NARDUZZI

No.	Date	Opponent	Att.	Yds.	Avg.	Result
1.	11/21/15	Louisville	24	(-1)	(-0.04)	W, 45-34
2.	9/12/20	Austin Peay	22	-1	(0.05)	W, 55-0
3.	10/3/15	@Virginia Tech	33	9	0.27	W, 17-13
4.	9/24/16	@North Carolina	22	18	0.82	L, 36-37
5.	11/19/16	Duke	22	25	1.14	W, 56-14
6.	10/10/20	@Boston College	41	30	0.73	L, 30-31 (OT)
7.	9/7/19	Ohio	29	35	1.21	W, 20-10
8.	9/12/15	@Akron	24	42	1.75	W, 24-7
9.	9/28/19	Delaware	31	43	1.39	W, 17-14
10.	11/2/18	@Virginia	26	44	1.69	W, 23-13
11.	11/24/17	Miami	23	45	1.96	W, 24-14
12.	11/12/16	@Clemson	25	50	2.00	W, 43-42
13.	9/19/20	Syracuse	34	51	1.50	W, 21-10
	10/18/19	@Syracuse	34	51	1.50	W, 27-20
15.	9/3/16	Villanova	33	53	1.61	W, 28-7
16.	10/26/19	Miami	27	54	2.00	L, 12-16
17.	9/30/17	Rice	23	55	2.39	W, 42-10
18.	9/1/18	Albany	28	60	2.14	W, 33-7
19.	10/3/20	NC State	30	62	2.07	L, 29-30
20.	9/10/16	Penn State	31	74	2.39	W, 42-39
21.	10/21/17	@Duke	26	76	2.92	W, 24-17
22.	10/13/18	@Notre Dame	38	80	2.11	L, 14-19
23.	9/21/19	UCF	34	85	2.50	W, 35-34
24.	11/2/19	@Georgia Tech	29	86	2.97	W, 20-10
	10/15/16	@Virginia	26	86	3.31	W, 45-31
26.	11/9/17	North Carolina	32	96	3.00	L, 31-34

Entries in **bold** denote 2020 season

BRINGING HEAT:

- ✓ Pitt boasts college football's top pass rush with a national-best 43 sacks.
- ✓ Pitt ranks third in sacks per game (an ACC-leading 4.30).
- ✓ In 2019, Pitt led the country with an average of 3.92 sacks per game (tied with SMU). The Panthers totaled 51 sacks in 13 games, which ranked second (behind Ohio State's 14-game total of 54).
- ✓ Under Pat Narduzzi, Pitt is 15-1 when it has at least five sacks.

PITT GAME NOTES AND ANECDOTES



PITT GAMES WITH AT LEAST FIVE SACKS 2015-PRESENT

Date	Opponent	Sacks	Yards Lost	Result
9/5/15	Youngstown State	6	38	W, 45-37
10/3/15	@Virginia Tech	7	57	W, 17-13
11/21/15	Louisville	7	58	W, 45-34
9/3/16	Villanova	6	58	W, 28-7
11/19/16	Duke	5	20	W, 56-14
9/1/18	Albany	5	33	W, 33-7
11/2/18	@Virginia	5	46	W, 23-13
9/7/19	Ohio	6	47	W, 20-10
9/21/19	UCF	6	35	W, 35-34
9/28/19	Delaware	6	30	W, 17-14
10/18/19	@Syracuse	9	60	W, 27-20
11/14/19	North Carolina	5	29	W, 34-27 (OT)
9/19/20	Syracuse	7	40	W, 21-10
9/26/20	Louisville	7	28	W, 23-20
10/10/20	@Boston College	6	62	L, 30-31 (OT)
11/7/20	@Florida State	7	50	W, 41-17

Entries in **bold** denote 2020 season

SACK MASTERS:

- ✓ Pitt compiled 51 sacks over 13 games last season, the Panthers' most since the 1987 squad had 54 sacks in 12 contests.
- ✓ Pitt's heralded 1980 squad, which featured legendary defensive ends Hugh Green and Rickey Jackson, compiled an amazing 74 sacks in 12 games. Green (17) and Jackson (12) combined for 29 sacks themselves.
- ✓ Since the 2000 season (when the NCAA began tracking defensive statistics), the 2019 Pitt squad collected the most sacks, surpassing the 2009 Panthers, who had 47 in 13 contests (3.62 per game).
- ✓ With its current average of 4.30 sacks per game, Pitt would finish the 2020 regular season with 47 sacks. That total would rank tied for eighth on Pitt's season team sacks list.

PITT MOST TEAM SACKS IN A SEASON

No.	Year	Games	Sacks	Sacks/Game
1.	1980	12	74	6.17
2.	1981	12	54.5	4.54
3.	1987	12	54	4.50
4.	1985	11	52	4.73
	1982	12	52	4.33
6.	2019	13	51	3.92
7.	1986	11	50	4.55
8.	2009	13	47	3.62
9.	1983	12	46	3.83
	1977	12	46	3.83
11.	1976	12	45	3.75
12.	2020	10	43	4.30
	2016	13	43	3.31
	2011	13	43	3.31
	1988	11	43	3.91

ALL-TIME TFLs:

- ✓ The Panthers lead the nation in total tackles for loss (105) and TFLs per game (10.5).
- ✓ Pitt's 2002 squad collected the most TFLs in school history with 110 over 13 games (8.5 avg.).
- ✓ At its current average, the 2020 Panthers would finish the regular season with a school-record 115 TFLs.

PITT MOST TEAM TFLs IN A SEASON

No.	Year	Games	TFLs	TFLs/Game
1.	2002	13	110	8.46
2.	2020	10	105	10.50
3.	2019	13	103	7.92
4.	2001	12	101	8.42
5.	2011	13	98	7.54
6.	2009	13	97	7.46
7.	2000	12	94	7.83
8.	2016	13	90	6.92
9.	2015	13	88	6.77
	1987	12	88	7.33

NOTE: Pitt TFL records began in 1981

GREATEST SACK ARTISTS:

- ✓ With 22.0 sacks for his career, Patrick Jones II ranks 12th all-time at Pitt.

PITT SACKS IN A CAREER

No.	Name	Seasons	Sacks
1.	Hugh Green	1977-80	49
2.	Randy Holloway	1974-77	33.5
3.	Tony Woods	1983-86	31
4.	Aaron Donald	2010-13	29.5
	Ejuan Price	2011-16	29.5
6.	Zeke Gadsen	1984-87	26.5
	Keith Hamilton	1989-91	26.5
8.	Chris Doleman	1981-84	25
9.	Bryan Knight	1998-2001	23.5
10.	Dennis Atiyeh	1983-85	23
11.	Brandon Lindsey	2008-11	22.5
12.	Patrick Jones II	2017-20	22
13.	Rickey Jackson	1977-80	21
	Ricardo McDonald	1988-91	21

JONES ON PAT:

- ✓ Defensive end Patrick Jones II owns status as one of the nation's top pass rushers.
- ✓ Through 10 games, he has a team-high nine sacks. Jones leads the ACC (17th nationally) with an average of 0.90 sacks per contest.
- ✓ Jones spearheaded the Panthers' swarming defensive effort against Louisville (Sept. 26), collecting three of Pitt's seven sacks. He was named the Bednarik Award National Defensive Player of the Week.
- ✓ He had yet another three-sack performance at Boston College (Oct. 10) and was named the ACC's Defensive Lineman of the Week. His sacks against the Eagles went for 40 yards in losses.

DREAM WEAVER:

- ✓ Defensive end Rashad Weaver, who missed last season due to injury, made his 2020 debut in the Sept. 19 Syracuse victory. It was Weaver's first game action since the Dec. 31, 2018 Sun Bowl.
- ✓ Weaver keyed the 21-10 win over the Orange by achieving career highs in sacks (two) and TFLs (three). He had seven total tackles and was named the Walter Camp National Defensive Player of the Week for his effort.
- ✓ On the season, Weaver has compiled 35 tackles, 14.5 tackles for loss, 7.5 sacks, three forced fumbles and a fumble recovery.
- ✓ Weaver ranks third in the nation and leads the ACC in TFLs (14.5). He is fourth nationally in forced fumbles (three).

HAMLIN A TOP TACKLER:

- ✓ Safety Damar Hamlin ranks among Pitt's most prolific tacklers of all-time. Hamlin ranks 18th at Pitt with 290 career stops.

PITT TACKLES IN A CAREER

No.	Name (Years)	Solo	Assists	Total
1.	Arnie Weatherington (1973-76)	276	201	477
2.	Hugh Green (1977-80)	273	168	441
3.	H.B. Blades (2003-06)	252	181	433
4.	Tom Tumulty (1991-95)	249	164	413
5.	Gerald Hayes (1999-2002)	253	149	402
6.	Steve Apke (1983-86)	180	188	368
7.	Jerry Olsavsky (1985-88)	228	139	367
8.	Tez Morris (2002-05)	211	155	366
9.	Troy Benson (1981-84)	146	205	351
10.	Lewis Moore (2000-03)	228	116	344
	Scott McKillop (2005-08)	211	133	344
12.	Ramon Walker (1999-2001)	206	122	328
13.	Caesar Aldisert (1981-84)	134	179	313
14.	Don Parrish (1973-76)	184	124	308
15.	Tom Flynn (1980-83)	198	99	297
16.	Max Gruder (2008-11)	159	137	296
17.	Al Romano (1973-76)	173	122	295
18.	Damar Hamlin (2016-20)	192	98	290
	Rickey Jackson (1977-80)	166	124	290
20.	Matt Galambos (2013-16)	156	127	283
21.	Al Chesley (1975-78)	172	105	277
22.	Randy Holloway (1974-77)	176	92	268
23.	Jeff Pelusi (1976-79)	149	113	262
	Amir Purifoy (1998-2001)	145	117	262
25.	Ricardo McDonald (1988-91)	160	100	260

SPECIAL TEAMS NOTES

THE ALL-TIME FIELD GOAL LEADER:

- ✓ Alex Kessman is Pitt's all-time leader in field goals with 65 for his career. He kicked four field goals at Miami (Oct. 17), pushing him past the Panthers' prior record holder, Chris Blewitt, who had 55 from 2013-16.
- ✓ Kessman leads the ACC and ranks seventh nationally with an average of 1.90 field goals per contest.
- ✓ Kessman has 327 points for his career and ranks second on Pitt's all-time kick scoring list, trailing only Blewitt (363 from 2013-16).
- ✓ In overall career scoring, Kessman ranks fourth. He trails legendary running back Tony Dorsett (380 from 1973-76), Blewitt (363) and running back James Conner (338 from 2013-16).
- ✓ Kessman has made 132-of-136 extra points (97%) and 65-of-92 field goals (71%) for his career.
- ✓ In 2020, he has made 19-of-25 field goals (76%) and 29-of-30 PATs (97%) for a team-leading 86 points.
- ✓ Kessman ranks 12th nationally and fourth in the ACC in total points scored (86).
- ✓ In Pitt's 47-14 win over Virginia Tech (Nov. 21), he accounted for a career-high 17 points (4-4 field goals, 5-5 PATs). His field goals covered, 53, 52, 30 and 22 yards.

PITT KICK SCORING IN A CAREER

No.	Name (Years)	PAT	FG	Pts.
1.	Chris Blewitt (2013-16)	198	55	363
2.	Alex Kessman (2017-20)	132	65	327
3.	Carson Long (1973-76)	133	45	268
4.	Conor Lee (2006-08)	113	50	263
5.	Nick Lotz (1998-2001)	100	38	214
6.	Dan Hutchins (2008-10)	86	41	209
7.	Kevin Harper (2009-12)	72	41	195
8.	Mark Schubert (1977-79)	95	31	188
9.	Chris Ferencik (1995-98)	91	28	175
10.	Scott Kaplan (1989-92)	67*	30	158

* includes one 2-point conversion

PITT OVERALL SCORING IN A CAREER

No.	Name (Years)	TD	PAT	FG	Pts.
1.	Tony Dorsett (1973-76)	63	1(2 pt.)	0	380
2.	Chris Blewitt (2013-16)	0	198	55	363
3.	James Conner (2013-16)	56	1(2 pt.)	0	338
4.	Alex Kessman (2017-20)	0	132	65	327
5.	Carson Long (1973-76)	0	133	45	268
6.	Conor Lee (2006-08)	0	113	50	263
7.	Andy Hastings (1914-16, '19)	30	36	13	255
8.	Ray Graham (2009-12)	36	0	0	216
	LeSean McCoy (2007-08)	36	0	0	216
10.	Nick Lotz (1998-2001)	0	100	38	214

BIG FOOT:

- ✓ There are only 24 field goals of 50 yards or more on record at Pitt. A school-record 12 have been made by current Pitt kicker Alex Kessman.
- ✓ Kessman also owns the record for most 50-yard field goals in a season (four in 2018 and 2020).
- ✓ He is 4-of-5 on 50-yarders this season. Against Virginia Tech (Nov. 21), he made both of his attempts from 50-plus yards (53 and 52).
- ✓ Kessman kicked a school-record 58-yard field goal at Boston College (Oct. 10), eclipsing the prior record of 56 that he shared with Chris Blewitt (2013-16).
- ✓ Kessman owns the longest field goal at Heinz Field by a professional or collegian (55 yards vs. Syracuse, Oct. 6, 2018).
- ✓ The longest NFL field goal at Heinz Field is 53 yards by Chris Boswell (Pittsburgh Steelers) and Dan Bailey (Dallas Cowboys).

AN NCAA STANDARD:

- ✓ For his career, Alex Kessman has kicked 12-of-18 field goals of 50-plus yards. His 66.7% success rate from that range is currently an NCAA record.
- ✓ To achieve that NCAA mark, Kessman surpassed Arizona's Max Zendejas, who converted 14 of 23 from 50-plus yards for a 60.9% success rate from 1982-85. The minimum total to be considered for the NCAA record is 15 attempts.

ALL-TIME LONGEST PITT FIELD GOALS

No.	Date	Name	Opponent	Distance
1.	10/10/20	Alex Kessman	@Boston College	58
2.	10/7/17	Alex Kessman	@Syracuse	56
	10/17/15	Chris Blewitt	@Georgia Tech	56
4.	10/6/18	Alex Kessman	Syracuse	55%
	9/23/17	Alex Kessman	@Georgia Tech	55
6.	10/26/19	Alex Kessman	Miami	54
	10/27/18	Alex Kessman	Duke	54
	10/6/18	Alex Kessman	Syracuse	54
	9/3/94	David Merrick	Texas	54
10.	11/21/20	Alex Kessman	Virginia Tech	53
	11/2/18	Alex Kessman	@Virginia	53
12.	11/21/20	Alex Kessman	Virginia Tech	52
	1/2/15	Chris Blewitt	vs. Houston	52*
	11/5/11	Kevin Harper	Cincinnati	52
	9/29/84	Mark Brasco	West Virginia	52
	11/16/74	Carson Long	@Notre Dame	52
	11/11/61	Fred Cox	Notre Dame	52
18.	11/7/20	Alex Kessman	@Florida State	51
	12/26/19	Alex Kessman	vs. Eastern Michigan	51**
	11/14/15	Chris Blewitt	@Duke	51
	11/11/78	David Trout	West Virginia	51
22.	9/24/16	Chris Blewitt	@North Carolina	50
	9/25/76	Carson Long	Temple	50
	11/24/73	Carson Long	@Penn State	50

% Heinz Field record (NFL and collegiate)

* Lockheed Martin Armed Forces Bowl (Fort Worth, Texas)

** Quick Lane Bowl (Detroit, Mich.)

RETURN GAME TOUCHDOWNS:

- ✓ Since the 2000 season, Pitt has 26 kick returns for touchdowns (13 on kickoffs and 13 on punts). Fourteen of those TDs have occurred during Pat Narduzzi's tenure.
- ✓ Running back Todd Sibley Jr. returned his own blocked punt for an 11-yard touchdown in the Austin Peay opener.

PITT KICKOFF RETURN TDs SINCE 2000

Date	Opponent	Player	Yards
9/23/00	Rutgers	Torrie Cox	86
9/18/04	Nebraska	Marcus Furman	96
9/9/05	@Ohio	LaRod Stephens-Howling	95
11/3/05	@Louisville	Terrell Allen	97
10/13/06	@UCF	Lowell Robinson	97
10/15/11	Utah	Buddy Jackson	98
9/5/15	YSU	Avonte Maddox	89
12/28/15	vs. Navy*	Quadree Henderson	100
9/3/16	Villanova	Quadree Henderson	96
10/15/16	@Virginia	Quadree Henderson	93
11/5/16	@Miami	Quadree Henderson	100
9/1/18	Albany	Maurice Ffrench	91
10/13/18	@Notre Dame	Maurice Ffrench	99

* Military Bowl (Annapolis, Md.)

PITT PUNT RETURN TDs SINCE 2000

Date	Opponent	Player	Yards
12/26/02	Oregon State*	Shawn Robinson	66
10/8/05	Cincinnati	Darrelle Revis	79
11/16/06	West Virginia	Darrelle Revis	73
10/15/11	Utah+	Antwuan Reed	10 (BLK)
10/13/12	Louisville\$	Todd Thomas	41 (BLK)
12/26/13	Bowling Green#	Tyler Boyd	54
9/19/15	@Iowa%	Pat Amara Jr.	28 (BLK)
11/19/16	Duke	Quadree Henderson	65
9/23/17	@Georgia Tech	Quadree Henderson	80
10/28/17	Virginia	Quadree Henderson	75
9/29/18	@UCF	Rafael Araujo-Lopes	86
9/21/19	UCF^	Wendell Davis	18 (BLK)
9/12/20	Austin Peay**	Todd Sibley Jr.	11 (BLK)

Names in **bold** denote current players.

* Insight Bowl (Phoenix, Ariz.)

+ Antwuan Reed returned blocked punt by Andrew Taglianetti for TD

\$ Todd Thomas recovered his own blocked punt in end zone

Little Caesars Pizza Bowl (Detroit, Mich.)

% Pat Amara Jr. returned blocked punt by Ryan Lewis for TD

^ Wendell Davis returned blocked punt by Aaron Mathews for TD

** Todd Sibley Jr. returned his own blocked punt for TD

AUSTRALIAN PUNTER PIPELINE:

- ✓ Kirk Christodoulou is the latest Australian punter to make an impact on the American game of football.
- ✓ Christodoulou worked with the renowned Prokick Australia program that has produced many successful collegiate and NFL punters.
- ✓ Christodoulou graduated from Balwyn High School in December 2015 and spent the ensuing year training with Prokick. He enrolled at Pitt in January 2017.
- ✓ Prokick Australia's "exports" include Pittsburgh Steelers punter Jordan Berry, the San Francisco 49ers' Mitch Wishnowsky, the Seattle Seahawks' Michael Dickson as well as the Philadelphia Eagles' Cameron Johnston.
- ✓ Christodoulou is in his third season as Pitt's starting punter. Through 10 games, he is averaging a career-high 44.7 yards (gross) on 51 punts with a long of 61 (against Boston College).
- ✓ He ranks second in the ACC with 22 punts inside the 20-yard line and has only one touchback.
- ✓ Christodoulou ranks 17th nationally (fifth in the ACC) in gross punting average.
- ✓ He owns a 42.7-yard net average with only eight of his punts being returned for just 83 yards.

CHRISTODOULOU A TWO-TIME RAY GUY HONOREE:

- ✓ Kirk Christodoulou has twice been named the Ray Guy National Punter of the Week this season (following games against Florida State and Clemson).
- ✓ Christodoulou played a critical role in the Panthers' 41-17 victory over Florida State (Nov. 7), earning him the Ray Guy Award's National Punter of the Week honor.
- ✓ Christodoulou averaged 51.0 yards (gross and net) on five punts, placing two inside the Seminoles' 15-yard line. His high punts prevented Florida State from registering a single return yard.
- ✓ After Pitt fell behind, 14-3, in the first quarter, Christodoulou boomed his long punt of 58 yards that flipped the field from the Panthers' 28 to the FSU 14. Three plays later, cornerback A.J. Woods intercepted a Seminoles pass to set up a short touchdown drive. The punt and turnover led to the Panthers outscoring Florida State 38-3 the rest of the way.
- ✓ At Clemson, Christodoulou averaged 46.1 yards (gross and net) on 10 punts. He placed five punts inside the 20-yard line and his arching kicks prevented the Tigers from recording any return yardage.

BLOCK PARTY:

- ✓ Pitt ranks fifth nationally and second in the ACC with two blocked punts.
- ✓ The Panthers are 13th nationally and fifth in the ACC in overall blocks (two).
- ✓ John Petrishen had Pitt's most recent blocked punt, which occurred at Clemson (Nov. 28).
- ✓ Todd Sibley Jr. is responsible for Pitt's other block. Sibley returned his own blocked punt for an 11-yard TD in the Austin Peay opener. (Sept. 12).
- ✓ Since the 2000 season, Pitt has blocked 59 kicks overall. That total includes 14 blocks under Pat Narduzzi (since 2015).

PITT'S BLOCKED KICKS SINCE 2000

Date	Opponent	Player	Type
9/2/00	Kent State	Ryan Smith	Field Goal
9/23/00	Rutgers	Mark Ponko	Punt
11/24/00	West Virginia	Mark Ponko	Field Goal
9/27/01	Miami (Fla.)	Torrie Cox	Punt
10/27/01	@Temple	Jay Junko	Punt
8/31/02	Ohio	Lewis Moore	Field Goal
10/26/02	Boston College	Brian Guzek	Field Goal
11/9/02	Temple	Shawntae Spencer	Punt
11/21/02	@Miami (Fla.)	Shawntae Spencer	Punt
9/6/03	Kent State	Sam Bryant	Punt
10/18/03	@Rutgers	J.J. Horne	PAT
10/25/03	Syracuse	H.B. Blades	Punt
11/22/03	@Temple	Claude Harriott	Punt
9/11/04	Ohio	Keith Malley	Punt
11/25/04	West Virginia	J.J. Horne	Field Goal
10/8/05	Cincinnati	Adam Gunn	Punt
11/12/05	Connecticut	Darrelle Revis	Field Goal*
11/12/05	Connecticut	Adam Gunn	Punt
11/4/06	@USF	H.B. Blades	Field Goal
11/25/06	Louisville	H.B. Blades	Field Goal
9/8/07	Grambling	Brian Kaiser	Punt
9/15/07	@Michigan State	Tommie Duhart	Field Goal
9/29/07	@Virginia	Joe Clermond	PAT
10/27/07	@Louisville	John Malecki	Field Goal
8/30/08	Bowling Green	Greg Romeus	PAT
9/6/08	Buffalo	Tommie Duhart	Field Goal
9/20/08	Iowa	Andrew Taglianetti	Punt
10/2/08	@USF	Aaron Berry	Field Goal
10/25/08	Rutgers	Greg Romeus	2 PATs
11/1/08	@Notre Dame	Andrew Taglianetti	Punt
11/22/08	@Cincinnati	Greg Williams	Field Goal
11/22/08	@Cincinnati	Andrew Taglianetti	Punt
12/6/08	@Connecticut	Mike Toerper	Punt
9/26/09	@NC State	Chas Alecxih	Field Goal
11/14/09	Notre Dame	Greg Romeus	PAT
12/05/09	Cincinnati	Nate Nix	Punt
9/2/10	@Utah	Antwuan Reed	Punt
11/20/10	@USF	Andrew Taglianetti	Punt
1/8/11	vs. Kentucky	Andrew Taglianetti	Punt%
10/15/11	Utah	Andrew Taglianetti	Punt#
10/13/12	Louisville	Todd Thomas	Punt\$
11/23/13	@Syracuse	Aaron Donald	PAT
10/4/14	@Virginia	Dontez Ford	Punt
1/2/15	vs. Houston	Team	PAT!
9/19/15	@Iowa	Ryan Lewis	Punt+
10/10/15	Virginia	Ejuan Price	PAT
10/17/15	@Georgia Tech	Shakir Soto	Field Goal
10/29/15	North Carolina	Quintin Wirginis	Punt
12/28/15	vs. Navy	Avonte Maddox	PAT**
9/17/16	@Oklahoma State	George Aston	Punt
11/26/16	Syracuse	Ejuan Price	PAT
12/28/16	vs. Northwestern	Chawntez Moss	Punt***
9/2/17	Youngstown State	James Folston Jr.	Punt
10/21/17	@Duke	Alex Bookser	Field Goal
9/21/19	UCF	Aaron Mathews	Punt^
9/28/19	Delaware	Wendell Davis	Punt
9/12/20	Austin Peay	Todd Sibley Jr.	Punt^^
11/28/20	@Clemson	John Petrishen	Punt

Names in **bold** denote current players.

* returned 71 yards for a TD by Bernard "Josh" Lay

% BBVA Compass Bowl (Birmingham, Ala.)

returned 10 yards for a TD by Antwuan Reed

\$ recovered in end zone for a TD by Todd Thomas

! Lockheed Martin Armed Forces Bowl (Fort Worth, Texas)

+ returned 28 yards for a TD by Pat Amara Jr.

** Military Bowl (Annapolis, Md.)

*** Pinstripe Bowl (Bronx, N.Y.)

^ returned 18 yards for a TD by Wendell Davis

^^ returned 11 yards for a TD by Todd Sibley Jr.

JORDAN ADDISON—WIDE RECEIVER

- ✓ FWAA Freshman All-American Watch List

CAL ADOMITIS—LONG SNAPPER

- ✓ "Special Teams U" Preseason All-America Team
- ✓ Patrick Mannely Award Watch List

CAM BRIGHT—LINEBACKER

- ✓ ACC Linebacker of the Week (Syracuse)

KEYSHON CAMP—DEFENSIVE TACKLE

- ✓ Reese's Senior Bowl Top 250

KIRK CHRISTODOULOU—PUNTER

- ✓ Ray Guy Award Punter of the Week (Florida State)
- ✓ Ray Guy Award Punter of the Week (Clemson)
- ✓ Ray Guy Award "Ray's 4" (Miami)
- ✓ Ray Guy Award "Ray's 4" (Florida State)
- ✓ Ray Guy Award "Ray's 4" (Clemson)
- ✓ Ray Guy Award Watch List

SIRVOCEA DENNIS—LINEBACKER

- ✓ ACC Linebacker of the Week (Boston College)

DAMAR HAMLIN—SAFETY

- ✓ ACC Co-Defensive Back of the Week (Virginia Tech)

BRYCE HARGROVE—OFFENSIVE GUARD

- ✓ ACC Offensive Lineman of the Week (Virginia Tech)

BRANDON HILL—SAFETY

- ✓ ACC Defensive Back of the Week (Florida State)

PATRICK JONES II—DEFENSIVE END

- ✓ Bednarik Award National Defensive Player of the Week (Louisville)
- ✓ ACC Defensive Lineman of the Week (Louisville)
- ✓ ACC Defensive Lineman of the Week (Boston College)
- ✓ Bronko Nagurski Trophy Watch List
- ✓ Chuck Bednarik Award Watch List
- ✓ Lott Impact Trophy Watch List
- ✓ Ted Hendricks Defensive End of the Year Watch List
- ✓ Wuerffel Trophy Watch List
- ✓ Reese's Senior Bowl Top 250

CALIJAH KANCEY—DEFENSIVE TACKLE

- ✓ FWAA Freshman All-American Watch List

ALEX KESSMAN—PLACEKICKER

- ✓ Groza Award "Stars of the Week" (Louisville)
- ✓ Groza Award "Stars of the Week" (Virginia Tech)
- ✓ ACC Specialist of the Week (Louisville)
- ✓ ACC Specialist of the Week (Virginia Tech)

JAKE KRADEL—OFFENSIVE GUARD

- ✓ PFF National Team of the Week (Austin Peay)

LUCAS KRULL—TIGHT END

- ✓ John Mackey Award Watch List

JIMMY MORRISSEY—CENTER

- ✓ Senior CLASS Award Candidate
- ✓ NFF William V. Campbell Trophy Semifinalist
- ✓ Outland Trophy Watch List
- ✓ Rimington Trophy Watch List
- ✓ Reese's Senior Bowl Top 250

KENNY PICKETT—QUARTERBACK

- ✓ Johnny Unitas Golden Arm Award Top 15
- ✓ Davey O'Brien "QB Class of 2020" Top 35
- ✓ Davey O'Brien Award "Great 8" (Syracuse)
- ✓ Davey O'Brien Award "Great 8" (Virginia Tech)
- ✓ Manning Award "Stars of the Week" (Syracuse)
- ✓ ACC Quarterback of the Week (Virginia Tech)
- ✓ Davey O'Brien National Quarterback Award Midseason Watch List
- ✓ Maxwell Award Watch List
- ✓ Reese's Senior Bowl Top 250

TRE TIPTON—WIDE RECEIVER

- ✓ Mayo Clinic Comeback Player of the Year Award Watch List

DJ TURNER—WIDE RECEIVER

- ✓ ESPN College Football Final "Helmet Sticker" (Virginia Tech)
- ✓ ACC Co-Receiver of the Week (NC State)
- ✓ ACC Receiver of the Week (Virginia Tech)

RASHAD WEAVER—DEFENSIVE END

- ✓ Walter Camp National Defensive Player of the Week (Syracuse)
- ✓ Reese's Senior Bowl Defensive "Senior of the Week" (Syracuse)
- ✓ ACC Defensive Lineman of the Week (Syracuse)
- ✓ Reese's Senior Bowl Top 250
- ✓ Chuck Bednarik Award Watch List
- ✓ Mayo Clinic Comeback Player of the Year Award Watch List
- ✓ Ted Hendricks Defensive End of the Year Watch List

KEY CONTRIBUTORS: OFFENSE



— QUARTERBACKS —

8




QB

Kenny Pickett
SR • 6-2 • 220

- 38 career games with 35 starts
- 2020: 186-of-298 (62%) for 2,212 yards, 12 TD, 8 INT...116 rush yds, team-high 7 TD
- Career: 7,788 pass yards, 38 TD, 24 INT
- 4th in Pitt history in total offense (8,327)
- 5th in Pitt history in pass yards (7,788)
- 6 career game-winning drives in 4Q/OT
- Helped Pitt upset No. 2 Miami in first career start in 2017 regular-season finale

16



QB

Joey Yellen
FR* • 6-3 • 215

- First year at Pitt following his January transfer from Arizona State
- His 3 career starts have come against USC, Miami and Notre Dame
- 2020: 6 games, 2 starts, 35-of-78 (45%) for 402 yards, 1 TD, 3 INT
- Lone appearance at ASU: 2019 start vs. USC; threw for 292 yards on 28-of-44 passing with 4 TD, 2 INT vs. Trojans

— RUNNING BACKS —

22




RB

Vincent Davis
SO • 5-8 • 175

- 21 career games with 8 starts
- 2020: 385 yards on 118 carries, 5 TD
- 4-yard TD catch at Clemson (Nov. 28)
- Rushing TD vs. BC, FSU, VT this season
- 2-TD game vs. Austin Peay (Sept. 12)
- 2019: 314 yards on 61 carries, 5 TD
- 11 career TD (10 rush, 1 receive)
- Led Cardinal Gibbons to Florida 5A title

21




RB

A.J. Davis
SR • 6-0 • 215

- 38 career games with 9 starts
- 2020: 241 yards on 51 carries, 1 TD
- 2019: 530 yards on 127 carries, 4 TD and 23 receptions for 269 yards
- Posted first 100-yard game when rushing for 103 yards, TD at Syracuse last season
- Heavily recruited RB from Lakeland, FL
- 2017 Under Armour HS All-American

— TIGHT END —

80



TE

Daniel Moraga
JR* • 6-3 • 225

- First season at Pitt
- JUCO transfer from Ventura (CA)
- Has played in all 10 games with 5 starts
- 2020: 4 catches, 42 yards, 1 TD
- 2 catches, 24 yds, TD at Miami (Oct. 17)
- Spent 2017 season at Fresno State

— WIDE RECEIVERS —

3




WR

Jordan Addison
FR • 6-0 • 170

- 9 games played, 8 starts in 2020
- 2020: 57 receptions for 652 yards, 4 TD; 8 rushes for 55 yards
- Acrobatic TD catch at Clemson (Nov. 28)
- Career-best 11 catches at FSU (Nov. 7)
- Career-high 147 yards at Miami (Oct. 17)
- TD catch in each of Pitt's first 3 ACC games
- FWAA Freshman All-America Watch List
- Rated a 4-star prospect by 247, ESPN

11



WR

Taysir Mack
SR* • 6-2 • 205

- Third season at Pitt; Indiana transfer
- 43 career games with 28 starts
- 2020: 21 catches for 284 yards, 2 TD
- TD catches vs. Louisville, BC this year
- 2019: 63 catches for 736 yards, 3 TD
- Caught winning TD in Quick Lane Bowl
- 2018: 25 catches for 557 yards, 1 TD
- 22.3 yards/catch (2nd in FBS) in 2018
- 63-yard TD at Wake Forest in 2018

7



WR

DJ Turner
SR* • 5-9 • 205

- Graduate transfer from Maryland
- Has played in all 10 games with 5 starts
- 2020: 39 receptions for 552 yards, 2 TD
- 184 yards, 1 TD, 15 catches vs. VT (Nov. 21); most catches by a Pitt player since 1968
- 186 receiving yards vs. NC State (Oct. 3), the most by a Pitt player since 2004
- Played for Pitt WR coach Chris Beatty when Beatty was at Maryland (2016-18)

18



WR

Shocky Jacques-Louis
JR • 6-0 • 185

- 32 career games with 19 starts
- 2020: 26 receptions for 327 yards
- 45-yard catch vs. NC State (Oct. 3)
- 68-yard catch vs. Austin Peay (Sept. 12)
- 2019: 23 catches, 348 yards, 2 TD; also rushed for 83 yards on 13 carries
- Career-high 104 yards on four catches vs. UNC in 2019, including 74-yard TD
- 2018: 9 catches, 76 yards as true frosh

— PLACEKICKER —

97




PK

Alex Kessman
SR* • 6-3 • 190

- Owns Pitt record with 65 career FGs
- Holds Pitt record with 12 FGs of 50+ yds
- Holds the Pitt record for longest FG (58 yards at Boston College, 2020)
- All-time NCAA record holder for kicking accuracy from 50+ yards (12-18, 66.7%)
- 2020: 19-of-25 FG, 29-of-30 PAT
- 2019: 22-of-31 FG, 29-of-30 PAT
- 2018: 13-of-17 FG, 40-of-42 PAT
- 2017: 11-of-19 FG, 34-of-34 PAT

OFFENSIVE LINE

77




LT

Carter Warren
JR* • 6-5 • 325

- 21 career starts at LT
- Former Conway Award winner as most improved player in spring 2019

71



LG

Bryce Hargrove
SR* • 6-4 • 320

- 38 games, 26 starts at LG
- 2019 Third Team All-ACC
- Gave up just one sack in the entire 2019 season

67




C

Jimmy Morrissey
SR* • 6-3 • 305

- 2019 First Team All-ACC
- 46 career games, all in a starting role
- Two-time team captain

53




RG

Jake Kradel
SO* • 6-3 • 305

- 19 games, 14 starts at RG
- Started last 7 games in '19
- All-State honoree at nearby Butler Senior H.S.

57



RT

Gabe Houy
JR* • 6-6 • 300

- 26 games with 14 starts
- Has started at both RG, RT
- Pittsburgh native from nearby Upper St. Clair H.S.

KEY CONTRIBUTORS: DEFENSE



DEFENSIVE LINE

91		DE	95		DT	8		DT	17		DE	5		DE
	Patrick Jones II SR* • 6-5 • 260			Devin Danielson SO* • 6-1 • 300			Calijah Kancey FR* • 6-0 • 270			Rashad Weaver SR* • 6-5 • 270			Deslin Alexandre JR* • 6-4 • 270	
	<ul style="list-style-type: none"> • 47 games with 23 starts • 2020: 13 TFL, 9 sacks, 1 FR • 2019: 12 TFL, 8.5 sacks, 4 FF • 2019 Second Team All-ACC 			<ul style="list-style-type: none"> • 26 games with 8 starts • 2020: 3 TFL, 2 sacks • Hails from Pittsburgh area power Thomas Jefferson H.S. 			<ul style="list-style-type: none"> • 11 career games, 3 starts • 2020: 7 TFL, 1.5 sacks • On the FWWA Freshman All-America Watch List 			<ul style="list-style-type: none"> • 35 games with 28 starts • 2020: 35 tackles, 14.5 TFL, 7.5 sacks, 3 FF in 9 games • Career: 34.5 TFL, 17 sacks 			<ul style="list-style-type: none"> • 36 games with 14 starts • 2020: 4.5 TFL, 2 sacks • Started every game in '19 • 2019: 10.5 TFL, 5.5 sacks 	

LINEBACKERS

38		LB	36		LB	24		LB
	Cam Bright JR* • 6-0 • 225			Chase Pine SR* • 6-2 • 250			Phil Campbell III SR* • 6-1 • 220	
	<ul style="list-style-type: none"> • 37 games with 11 starts • 2020: 48 tackles, 7.5 TFL • 3 TFL, 2 sacks vs. Va. Tech • 2019: 62 tackles, 9 TFL 			<ul style="list-style-type: none"> • 44 games with 10 starts • Started last 8 at MLB • 2020: 37 tackles, 5.5 TFL • 2019: 19 tackles, 4 TFL 			<ul style="list-style-type: none"> • 43 games with 20 starts • 2020: 41 tackles, 7 TFL • 2019: 56 tackles, 8 TFL, 5.5 sacks, 2 FF, 1 FR, 1 INT 	
0		LB	30		LB	32		LB
	John Petrishen SR* • 6-1 • 210			Brandon George SO • 6-2 • 240			SirVocea Dennis SO • 6-1 • 230	
	<ul style="list-style-type: none"> • 2019 grad transfer from Penn State • 2020: 12 tackles, 2 TFL • Blocked punt at Clemson 			<ul style="list-style-type: none"> • 21 career games at Pitt • Special teams fixture seeing increased time at LB • 2020: 14 tackles 			<ul style="list-style-type: none"> • 17 career games, 2 starts • 2020: 55 tackles; 14 TFL • Most TFL by LB in ACC • 4.5 TFL at BC; 4 TFL vs. ND 	

DEFENSIVE BACKS

25



CB

A.J. Woods

SO • 5-10 • 185

- 20 career games, 3 starts
- 2020: 15 tackles, 1 INT
- First career INT at FSU
- Starts vs. APSU, FSU, VT

3



FS

Damar Hamlin

SR* • 6-1 • 195

- 48 games with 40 starts
- Granted fifth year by NCAA
- 2020: 67 tackles, 2 INT
- Career: 290 tackles, 6 INT

9



SS

Brandon Hill

FR* • 5-10 • 205

- 13 career games, 1 start
- 2020: 22 tackles, 1 INT
- 50-yard TD return at FSU
- 4-star prospect (ESPN)

15



CB

Jason Pinnock

SR • 6-0 • 200

- 42 games with 18 starts
- 2020: 18 tackles, 2 INT
- 2019: 1 INT, 7 PBU
- Career: 5 INT, 1 FR, 1 TD

31



FS

Erick Hallett

SO* • 5-11 • 190

- 21 games with 4 starts
- 2020: 27 tackles, 1 INT
- 2019: 14 tackles, 2 PBU

14



CB

Marquis Williams

SO* • 5-9 • 175

- 21 games with 7 starts
- 2020: 21 tackles, 2 INT
- INTs vs. UL and Miami

PITT CAREER HIGHS: OFFENSE



QUARTERBACKS

#8 KENNY PICKETT SR

• Pickett Career Highs

Pass Yards: 411 vs. NC State (10-3-20)
Completions: 35, twice, last vs. Va. Tech (11-21-20)
Attempts: 52 vs. Va. Tech (11-21-20)
Pass TDs: 3, 3 times, last vs. EMU (12-26-19)
INTs: 4 at Clemson (11-28-20)
Long Completion: 78 (TD) vs. Va. Tech (11-10-18)
Rush Yards: 76 vs. Duke (10-27-18)
Rush Attempts: 15 vs. NC State (10-3-20)
Rush TDs: 2, 3 times, last vs. NC State (10-3-20)
Long Rush: 30, twice, last vs. Miami (10-26-19)

#16 JOEY YELLEN FR*

• Yellen Career Highs

Pass Yards: 292 vs. USC (11-9-19)*
Completions: 28 vs. USC (11-9-19)*
Attempts: 46 at Miami (10-17-20)
Pass TDs: 4 vs. USC (11-9-19)*
INTs: 3 vs. Notre Dame (10-24-20)
Long Completion: 62 vs. USC (11-9-19)*
**at Arizona State*

#17 DAVIS BEVILLE FR*

• Beville Career Highs

Pass Yards: 16 at Clemson (11-28-20)
Completions: 3 vs. Austin Peay (9-12-20)
Attempts: 5 vs. Austin Peay (9-12-20)
Pass TDs: 0
INTs: 0
Long Completion: 16 at Clemson (11-28-20)

RUNNING BACKS

#21 A.J. DAVIS SR

• A. Davis Career Highs

Rush Attempts: 19 vs. North Carolina (11-14-19)
Rush Yards: 103 at Syracuse (10-18-19)
Rush TDs: 1, 6 times, last vs. Va. Tech (11-21-20)
Long Rush: 31 vs. Va. Tech (11-21-20)
Receptions: 7 at Penn State (9-14-19)
Receiving Yards: 94 at Penn State (9-14-19)
Receiving TDs: 0
Long Reception: 59 vs. Virginia (8-31-19)

#22 VINCENT DAVIS SO

• V. Davis Career Highs

Rush Attempts: 17, twice, last at BC (10-10-20)
Rush Yards: 69 vs. Eastern Michigan (12-26-19)
Rush TDs: 2 vs. Austin Peay (9-12-20)
Long Rush: 61 (TD) at Georgia Tech (11-2-19)
Receptions: 5, twice, last vs. Va. Tech (11-21-20)
Receiving Yards: 41 vs. Va. Tech (11-21-20)
Receiving TDs: 1 at Clemson (11-28-20)
Long Reception: 28 vs. Eastern Michigan (12-26-19)

#23 TODD SIBLEY JR. JR*

• Sibley Career Highs

Rush Attempts: 22 vs. Delaware (9-28-19)
Rush Yards: 106 vs. Delaware (9-28-19)
Rush TDs: 1 vs. Austin Peay (9-12-20)
Long Rush: 33 vs. Miami (10-26-19)
Receptions: 1, 3 times, last at Miami (10-17-20)
Receiving Yards: 16 vs. Delaware (9-28-19)

#4 DANIEL CARTER FR*

• Carter Career Highs

Rush Attempts: 4 at Florida State (11-7-20)
Rush Yards: 20 at Florida State (11-7-20)
Rush TDs: 1 vs. Austin Peay (9-12-20)
Long Rush: 9 vs. Notre Dame (10-24-20)

#2 ISRAEL ABANIKANDA FR

• Abanikanda Career Highs

Rush Attempts: 9 vs. Louisville (9-26-20)
Rush Yards: 41 vs. Louisville (9-26-20)
Rush TDs: 1 vs. Austin Peay (9-12-20)
Long Rush: 10 vs. Austin Peay (9-12-20)
Receptions: 1, twice, last at BC (10-10-20)
Receiving Yards: 15 at BC (10-10-20)
Receiving TDs: 1 at BC (10-10-20)
Long Reception: 15 (TD) at BC (10-10-20)

WIDE RECEIVERS

#3 JORDAN ADDISON FR

• Addison Career Highs

Receptions: 11 at Florida State (11-7-20)
Receiving Yards: 147 at Miami (10-17-20)
Receiving TDs: 1, 4 times, last at Clemson (11-28-20)
Long Reception: 75 (TD) vs. NC State (10-3-20)
Rush Attempts: 3 vs. Syracuse (9-19-20)
Rush Yards: 24 vs. Syracuse (9-19-20)

#7 DJ TURNER SR*

• Turner Career Highs

Receptions: 15 vs. Va. Tech (11-21-20)
Receiving Yards: 186 vs. NC State (10-3-20)
Receiving TDs: 1, 3 times, last vs. Va. Tech (11-21-20)
Long Reception: 64 (TD) vs. Va. Tech (11-21-20)

#11 TAYSIR MACK SR*

• Mack Career Highs

Receptions: 12 at Penn State (9-14-19)
Receiving Yards: 132 at Purdue (11-25-17)*
Receiving TDs: 2 vs. Charleston Southern (10-7-17)*
Long Reception: 63 (TD) at Wake Forest (11-17-18)
**at Indiana*

#18 SHOCKY JACQUES-LOUIS JR

• Jacques-Louis Career Highs

Receptions: 6 vs. Boston College (11-30-19)
Receiving Yards: 104 vs. North Carolina (11-14-19)
Receiving TDs: 1, twice, last vs. North Carolina (11-14-19)
Long Reception: 74 (TD) vs. North Carolina (11-14-19)
Rush Attempts: 3, twice, last at Va. Tech (11-23-19)
Rush Yards: 39 vs. Penn State (9-8-18)
Rush TDs: 0
Long Rush: 38 vs. Penn State (9-8-18)

#5 JARED WAYNE SO

• Wayne Career Highs

Receptions: 6 vs. Boston College (11-30-19)
Receiving Yards: 100 vs. Boston College (11-30-19)
Receiving TDs: 1, twice, last vs. Syracuse (9-19-20)
Long Reception: 49 at Florida State (11-7-20)

#10 JAYLON BARDEN FR

• Barden Career Highs

Receptions: 5 vs. Va. Tech (11-21-20)
Receiving Yards: 68 vs. Austin Peay (9-12-20)
Receiving TDs: 1 vs. Va. Tech (11-21-20)
Long Reception: 68 vs. Austin Peay (9-12-20)

TIGHT ENDS/FULLBACKS

#7 LUCAS KRULL SR*

• Krull Career Highs

Receptions: 2, twice, last vs. Vanderbilt (11-9-19)*
Receiving Yards: 33 vs. Charleston Southern (9-1-18)*
Receiving TDs: 0
Long Reception: 30 vs. Charleston Southern (9-1-18)*
**at Florida*

#80 DANIEL MORAGA JR*

• Moraga Career Highs

Receptions: 2 at Miami (10-17-20)
Receiving Yards: 24 at Miami (10-17-20)
Receiving TDs: 1 at Miami (10-17-20)
Long Reception: 23 at Miami (10-17-20)

#28 KYI WRIGHT FR*

• Wright Career Highs

Receptions: 1, 3 times, last at Clemson (11-28-20)
Receiving Yards: 16, twice, last at Clemson (11-28-20)
Receiving TDs: 0
Long Reception: 16 at Clemson (11-28-20)

PLACEKICKERS

#97 ALEX KESSMAN SR*

• Kessman Career Highs

FG Made: 4, 4 times, last vs. Va. Tech (11-21-20)
FG Attempted: 4, 4 times, last vs. Va. Tech (11-21-20)
Long FG: 58 at Boston College (10-10-20)
PATs Made: 7 vs. Va. Tech (11-10-18)
PATs Attempted: 7 vs. Va. Tech (11-10-18)
Points: 17 vs. Va. Tech (11-21-20)
Kickoffs: 10, twice, last vs. Va. Tech (11-21-20)
Touchbacks: 6 vs. Syracuse (10-6-18)
Punts: 8 at Va. Tech (11-23-19)
Punt Average: 43.4 at Va. Tech (11-23-19)
Long Punt: 54 at Va. Tech (11-23-19)
Inside 20: 5 at Va. Tech (11-23-19)

PITT CAREER HIGHS: DEFENSE



DEFENSIVE TACKLES

#10 KEYSHON CAMP SR*

• Camp Career Highs

Tackles: 6 at Georgia Tech (9-23-17)

TFLs: 2 vs. Albany (9-1-18)

Sacks: 2 vs. Albany (9-1-18)

Forced Fumbles: 1 at Georgia Tech (9-23-17)

#95 DEVIN DANIELSON SO*

• Danielson Career Highs

Tackles: 4 vs. NC State (10-3-20)

TFLs: 1, 3 times, last at Florida State (11-7-20)

Sacks: 1, twice, last at Florida State (11-7-20)

#2 DAVID GREEN SO*

• Green Career Highs

Tackles: 3 at Boston College (10-10-20)

TFLs: 1 vs. Louisville (9-26-20)

Sacks: 1 vs. Louisville (9-26-20)

#8 CALIJAH KANCEY FR*

• Kancey Career Highs

Tackles: 5 vs. Notre Dame (10-24-20)

TFLs: 2.5 vs. Syracuse (9-19-20)

Sacks: 1.5 vs. Syracuse (9-19-20)

DEFENSIVE ENDS

#91 PATRICK JONES II SR*

• Jones Career Highs

Tackles: 7 vs. Boston College (11-30-19)

TFLs: 3, twice, last at Boston College (10-10-20)

Sacks: 3, twice, last at Boston College (10-10-20)

Forced Fumbles: 2 at Duke (10-5-19)

Fumble Recoveries: 1 vs. Va. Tech (11-21-20)

#17 RASHAD WEAVER SR*

• Weaver Career Highs

Tackles: 8 at Syracuse (10-7-17)

TFLs: 3 vs. Syracuse (9-19-20)

Sacks: 2, twice, last at Clemson (11-28-20)

Forced Fumbles: 1, 5 times, last at Clemson (11-28-20)

Forced Recoveries: 2 vs. Penn State (9-8-18)

#5 DESLIN ALEXANDRE JR*

• Alexandre Career Highs

Tackles: 6, 3 times, last vs. EMU (12-26-19)

TFLs: 2 vs. North Carolina (11-14-19)

Sacks: 1.5 vs. UCF (9-21-19)

Fumble Recoveries: 1, twice, last vs. Syracuse (9-19-20)

#87 HABAKKUK BALDONADO SO*

• Bardonado Career Highs

Tackles: 4, 4 times, last at Duke (10-5-19)

TFLs: 2 vs. UCF (9-21-19)

Sacks: 1.5 vs. Delaware (9-28-19)

Fumble Recoveries: 1 at Duke (10-5-19)

#6 JOHN MORGAN SO*

• Morgan Career Highs

Tackles: 3, 3 times, last at Miami (10-17-20)

TFLs: 2, twice, last at Miami (10-17-20)

Sacks: 1, 5 times, last at Florida State (11-7-20)

LINEBACKERS

#24 PHIL CAMPBELL III SR*

• Campbell Career Highs

Tackles: 10 at Boston College (10-10-20)

TFLs: 2.5 at Miami (10-17-20)

Sacks: 2, twice, last at Miami (10-17-20)

Interceptions: 1 vs. UCF (9-21-19)

Forced Fumbles: 1, twice, last at Penn State (9-14-19)

Fumble Recoveries: 1, twice, last at Clemson (11-28-20)

#38 CAM BRIGHT JR*

• Bright Career Highs

Tackles: 10 vs. Syracuse (9-19-20)

TFLs: 3, twice, last vs. Va. Tech (11-21-20)

Sacks: 2 vs. Va. Tech (11-21-20)

Forced Fumbles: 1, 3 times, last vs. Syracuse (9-19-20)

Fumble Recoveries: 1, twice, last at Ga. Tech (11-2-19)

#20 WENDELL DAVIS SO*

• Davis Career Highs

Tackles: 4 vs. Syracuse (9-19-20)

TFLs: 1 vs. Ohio (9-7-19)

Sacks: 1 vs. Ohio (9-7-19)

#36 CHASE PINE SR*

• Pine Career Highs

Tackles: 6, 3 times, last at Florida State (11-7-20)

TFLs: 2 vs. Notre Dame (10-24-20)

Sacks: 1 vs. Notre Dame (10-24-20)

#32 SIRVOCEA DENNIS SO

• Dennis Career Highs

Tackles: 11 at Boston College (10-10-20)

TFLs: 4.5 at Boston College (10-10-20)

Sacks: 1.5 at Boston College (10-10-20)

SAFETIES

#3 DAMAR HAMLIN SR*

• Hamlin Career Highs

Tackles: 14 vs. Syracuse (10-6-18)

TFLs: 2, twice, last at Miami (10-17-20)

Interceptions: 1, 6 times, last at Florida State (11-7-20)

Fumble Recoveries: 1 at Miami (11-24-18)

#31 ERICK HALLETT SO*

• Hallett Career Highs

Tackles: 7, twice, last at Clemson (11-28-20)

TFLs: 1, twice, last at Clemson (11-28-20)

Interceptions: 1 vs. Austin Peay (9-12-20)

#9 BRANDON HILL FR*

• Hill Career Highs

Tackles: 8, twice, last at Florida State (11-7-20)

TFLs: 1.5 vs. Austin Peay (9-12-20)

Interceptions: 1 (TD) at Florida State (11-7-20)

Forced Fumbles: 1, twice, last at Florida State (11-7-20)

CORNERBACKS

#15 JASON PINNOCK SR

• Pinnock Career Highs

Tackles: 5, twice, last vs. NC State (10-3-20)

TFLs: 1, 3 times, last vs. Austin Peay (9-12-20)

Sacks: 1 vs. Virginia Tech (11-10-18)

Interceptions: 1, 5 times, last vs. Va. Tech (11-21-20)

Fumble Recoveries: 1 (TD) vs. Oklahoma State (9-16-17)

#14 MARQUIS WILLIAMS SO*

• Williams Career Highs

Tackles: 5 vs. Syracuse (9-19-20)

TFLs: 0

Sacks: 0

Interceptions: 1, twice, last at Miami (10-17-20)

#25 A.J. WOODS SO

• Woods Career Highs

Tackles: 7 at Florida State (11-7-20)

TFLs: 1 at Clemson (11-28-20)

Sacks: 0

Interceptions: 1 at Florida State (11-7-20)

#21 RASHAD BATTLE FR

• Battle Career Highs

Tackles: 3 vs. Austin Peay (9-12-20)

TFLs: 0

Sacks: 0

Interceptions: 0

PUNTER

#98 KIRK CHRISTODOULOU JR*

• Christodoulou Career Highs

Punts: 12 at Miami (11-24-18)

Punt Average: 51.6 at Wake Forest (11-17-18)

Long: 73 at Miami (11-24-18)

Inside 20: 5, twice, last at Clemson (11-28-20)

Coaching Staff Game Day Locations

- FIELD LEVEL -



Mark Whipple
Offensive Coordinator/
Quarterbacks



Andre Powell
Special Teams Coordinator/
Running Backs



Chris Beatty
Wide Receivers



Dave Borbely
Offensive Line




Charlie Partridge
Assistant Head Coach/
Defensive Line



Archie Collins
Secondary



Rob Harley
Linebackers



Michael Priefer Jr.
Defensive G.A.

- PRESS BOX -



Randy Bates
Defensive Coordinator



Tim Salem
Tight Ends



Cory Sanders
Safeties



Ronald Booker
Offensive G.A.



Joe Kreinsen
Offensive G.A.



Bryan Bing
Defensive G.A.

2020 Pronunciation Guide

PLAYERS

Israel Abanikanda.....ah-banna-can-dah
Cal Adomitisadam-EYE-tis
Deslin Alexandre.....alexander
Habakkuk Baldonado.....Haba-kook Baldo-na-dough
(prefers to be called "Haba")
Kirk Christodoulou.....christo-doo-lou
SirVocea Dennis.....sir-voss-E-ay
Matt Goncalves.....gun-ZALL-vez
Erick HallettHAL-let
Dayon HayesDAY-on

Gabe Houy.....hoy
Shocky Jacques-Louis.....jaq-LU-EE
Bangally Kamara.....ban-GOLLY ka-mare-ah
Calijah Kancey.....ca-LIE-jah (rhymes with "Elijah")
Kaymar Mimes.....mims
Michael Stathum.....STAY-thum
Judson Tallandier.....ta-lan-DEER
Tre Tiptontray
Marquis Williams.....mar-QUEZ
Jake Zilinskas.....za-lin-skas
Blake Zubovic.....zoo-bow-VICK

2020 PITT STARTING LINEUPS



OFFENSE

GAME	QB	RB	WR	WR	WR	TE	LT	LG	C	RG	RT
Austin Peay	Pickett	A. Davis	Jacques-Louis	Addison	Barden	Wright	Warren	Hargrove	Morrissey	Kradel	Houy
Syracuse	Pickett	V. Davis	Jacques-Louis	Addison	Barden	Krull	Warren	Hargrove	Morrissey	Kradel	Houy
Louisville	Pickett	V. Davis	Jacques-Louis	Addison	Mack	Wayne*	Warren	Hargrove	Morrissey	Kradel	Houy
NC State	Pickett	V. Davis	Jacques-Louis	Addison	Mack	Moraga	Warren	Hargrove	Morrissey	Kradel	Van Lynn
Boston College	Pickett	V. Davis	Jacques-Louis	Addison	Mack	Moraga	Warren	Hargrove	Drexel	Morrissey	Houy
Miami	Yellen	Sibley	Jacques-Louis	Addison	Turner	Moraga	Warren	Hargrove	Morrissey	Kradel	Houy
Notre Dame	Yellen	V. Davis	Jacques-Louis	Addison	Mack	Turner*	Warren	Hargrove	Morrissey	Kradel	Houy
Florida State	Pickett	V. Davis	Jacques-Louis	Addison	Wayne	Turner*	Warren	Hargrove	Morrissey	Kradel	Houy
Virginia Tech	Pickett	V. Davis	Jacques-Louis	Turner	Tipton	Moraga	Goncalves	Hargrove	Morrissey	Zubovic	Van Lynn
Clemson	Pickett	V. Davis	Jacques-Louis	Turner	Wright^	Moraga	Goncalves	Hargrove	Morrissey	Zubovic	Van Lynn
Georgia Tech											

* Pitt started with four wide receivers vs. Louisville, Notre Dame and Florida State.

^ Pitt started with two tight ends vs. Clemson.

DEFENSE

GAME	DE	DT	DT	DE	OLB	MLB	OLB	CB	CB	FS	SS
Austin Peay	Jones	Danielson	Green	Alexandre	Campbell	W. Davis	Bright	Pinnock	Woods	Hamlin	Ford
Syracuse	Jones	Danielson	Camp	Weaver	Campbell	W. Davis	Bright	Pinnock	Williams	Hamlin	Ford
Louisville	Jones	Green	Camp	Weaver	Campbell	Pine	Bright	Pinnock	Williams	Hamlin	Ford
NC State	Jones	Bentley	Camp	Weaver	Campbell	Pine	Bright	Pinnock	Williams	Hamlin	Ford
Boston College	Jones	Danielson	Green	Weaver	Campbell	Pine	Dennis	Pinnock	Williams	Hamlin	Ford
Miami	Jones	Danielson	Bentley	Weaver	Campbell	Pine	Dennis	Pinnock	Williams	Hamlin	Ford
Notre Dame	Jones	Danielson	Bentley	Weaver	Campbell	Pine	Bright	Pinnock	Williams	Hamlin	Ford
Florida State	Jones	Danielson	Kancey	Weaver	Campbell	Pine	Bright	Hallett	Woods	Hamlin	Hill
Virginia Tech	Jones	Danielson	Kancey	Weaver	Campbell	Pine	Bright	Pinnock	Woods	Hallett	Hamlin
Clemson	Jones	Green	Kancey	Weaver	Campbell	Pine	Bright	Pinnock	Williams	Hamlin	Hallett
Georgia Tech											

2020 GAME-BY-GAME REVIEW



PITT 55 AUSTIN PEAY 0

Sept. 12, 2020 • Heinz Field • Attendance: 0

Pitt opened the 2020 season with a resounding—and shortened—55-0 victory over Austin Peay...it was the Panthers' first shutout win since Aug. 30, 2014, when they defeated Delaware, also in a season opener, 62-0...Pitt had five different players account for six rushing touchdowns, including two by Vincent Davis...the Panthers had only 11 total rushing touchdowns over 13 games in 2019...the last time Pitt had five different players with a rushing TD was on Nov. 26, 2016, when the Panthers also had five individuals accomplish the feat in a memorable 76-61 victory Syracuse...in one half of action, quarterback Kenny Pickett threw for 277 yards and a TD on 14-of-20 passing and also rushed twice for 23 yards and a score...the heralded Pitt defense surrendered a single rushing yard to Austin Peay on 22 carries and gave up only 137 yards overall...Paris Ford and Erick Hallett each had interceptions...freshman Dayon Hayes had two sacks in his collegiate debut and forced a fumble...after the Panthers scored on their first six offensive possessions to build a 42-0 advantage by halftime, the third and fourth quarters were shortened to 10-minute periods by mutual agreement...Pitt improved to 18-1 all-time against FCS foes.

AUSTIN PEAY	0	0	0	0	0
PITT	21	21	0	13	55

First Quarter

PITT — Carter 2-yard run (Kessman kick) 9:18

PITT — Pickett 6-yard run (Kessman kick) 5:37

PITT — Turner 51-yard pass from Pickett (Kessman kick) 1:36

Second Quarter

PITT — V. Davis 1-yard run (Kessman kick) 11:56

PITT — Abanikanda 10-yard run (Kessman kick) 5:35

PITT — Sibley 1-yard run (Kessman kick) 2:35

Third Quarter

No scoring

Fourth Quarter

PITT — Sibley 11-yard blocked punt return (Team rush failed) 6:45

PITT — V. Davis 4-yard run (Sauls kick) 3:10

Team Stats	AP	PITT
First Downs	7	20
Rushes-Yards	22-1	35-147
Comp-Att-Int	16-33-2	19-28-0
Passing Yards	136	309
Total Yards	137	456
Punt Returns-Yards	1-8	2-39
Kick Returns-Yards	5-93	1-9
Interceptions-Yards	0-0	2-0
Fumbles-Lost	1-1	3-0
Punts-Average	9-25.3	3-49.3
Penalties-Yards	5-27	4-30
Third Down Conv.	4-16	6-10
Fourth Down Conv.	1-1	0-1
Sacks By-Yards	1-11	3-20
Possession Time	25:15	34:45*

*Time of Possession averaged out to match 60-minute game

Rushing

AP — Snead 8-9; Evans 4-4; Harley 2-3; Oatsvall 4-2; Team 1-(-5); Williams 3-(-12).

PITT — V. Davis 11-43, 2 TD; Abanikanda 5-26, 1 TD; A. Davis 5-24; Pickett 2-23, 1 TD; Carter 4-18, 1 TD; Addison 1-15; Turner 1-9; Sibley 4-2, 1 TD; Team 1-(-2); Yellen 1-(-11).

Passing

AP — Oatsvall 7-18-1, 96 yards; Williams 9-15-1, 40 yards.

PITT — Pickett 14-20-0, 277 yards, 1 TD; Beville 3-5-0, 13 yards; Yellen 2-3-0, 19 yards.

Receiving

AP — Harley 5-83; Wilson 3-13; Evans 3-9; Pollard 1-20; Lanier 1-7; Minter 1-4; McDonald 1-1; Parker 1-(-1).

PITT — Addison 7-35; Turner 2-76, 1 TD; Bickhart 2-16; Thomson 2-12;

Barden 1-68; Jacques-Louis 1-68; Wright 1-16; V. Davis 1-9; Carter 1-5; Mimes 1-4.

#25/RV PITT 21 SYRACUSE 10

Sept. 19, 2020 • Heinz Field • Attendance: 0

Kenny Pickett accounted for three touchdowns and Pitt's relentless pass rush collected seven sacks to lift the host Panthers past Syracuse, 21-10...it was Pitt's 16th win in the past 19 meetings with the Orange...the Panthers (2-0, 1-0) achieved their ninth consecutive home victory in the series...Pitt, ranked 25th by the Associated Press, won as a ranked team for the first time since 2015, when the Panthers also defeated Syracuse while ranked No. 25...Pickett passed for two scores and rushed for another...his initial scoring toss was a 27-yard laser to freshman Jordan Addison, whose first collegiate score put Pitt up 7-3 in the first quarter...Syracuse (0-2, 0-2) took a 10-7 lead on a 69-yard pass, but Pickett responded with a methodical scoring march, capped by his one-yard sneak as Pitt led 14-10 at intermission...a 17-yard TD catch by Jared Wayne in the third quarter provided the final margin...Syracuse mustered just 171 total yards and a mere 51 yards rushing...DE Rashad Weaver, who missed all of last season due to injury, stood tall in his 2020 debut, achieving career highs in sacks (two) and TFLs (three)...redshirt freshman DT Calijah Kancey added 2.5 TFLs as well as 1.5 sacks...safety Paris Ford halted a third-quarter Orange drive in Pitt territory with a diving interception, his second INT of the season.

SYRACUSE	3	7	0	0	10
PITT	7	7	7	0	21

First Quarter

SU — Szmyt 26-yard field goal 6:08

PITT — Addison 27-yard pass from Pickett (Kessman kick) 4:12

Second Quarter

SU — Harris 69-yard pass from Culpepper (Szmyt kick) 10:33

PITT — Pickett 1-yard run (Kessman kick) 5:06

Third Quarter

PITT — Wayne 17-yard pass from Pickett (Kessman kick) 0:54

Fourth Quarter

No scoring

Team Stats	SU	PITT
First Downs	10	23
Rushes-Yards	34-51	44-127
Comp-Att-Int	13-24-1	25-36-1
Passing Yards	120	215
Total Yards	171	342
Punt Returns-Yards	2-25	1-(-6)
Kick Returns-Yards	3-52	0-0
Interceptions-Yards	1-12	1-0
Fumbles-Lost	1-1	3-1
Punts-Average	6-43.8	4-39.2
Penalties-Yards	5-53	7-70
Third Down Conv.	2-14	6-15
Fourth Down Conv.	0-2	1-2
Sacks By-Yards	3-13	7-40
Possession Time	25:30	34:30

Rushing

SU — Jordan 13-40; Tucker 4-23; Pierre 1-0; Culpepper 2-(-1); Devito 14-(-11).

PITT — V. Davis 17-66; A. Davis 11-37; Addison 3-24; Sibley 2-17; Carter 2-15; Pickett 5-(-8), 1 TD; Team 4-(-24).

Passing

SU — Devito 9-15-1, 32 yards; Culpepper 4-9-0, 88 yards, 1 TD.

PITT — Pickett 25-36-1, 215 yards, 2 TD.

Receiving

SU — Harris 3-72, 1 TD; Queeley 3-18; Jackson 3-15; Johnson 3-13; Pierre 1-2.

PITT — Addison 7-57, 1 TD; Wayne 5-59, 1 TD; Turner 5-48; Jacques-Louis 3-27; V. Davis 2-26; Krull 1-6; Wright 1-2; A. Davis 1-(-10).

2020 GAME-BY-GAME REVIEW



#21/RV PITT 23 #24/RV LOUISVILLE 20

Sept. 26, 2020 • Heinz Field • Attendance: 0

Another swarming defensive effort lifted No. 21 Pitt to a 23-20 victory over No. 24 Louisville...the Cardinals, who were averaging an ACC-best 501.5 yards, mustered only 223 for the game...the Panthers (3-0, 2-0) recorded seven sacks and 12 total TFLs...Patrick Jones II collected a career-high three sacks, while Rashad Weaver had 1.5...the constant pressure resulted in three interceptions by Pitt...Marquis Williams, Damar Hamlin and Jason Pinnock each had thefts...Pinnock's INT came at the Louisville 39 with 1:19 left and iced the game...Hamlin's pick came earlier in the fourth period and halted a Cardinals drive in Pitt territory...Alex Kessman accounted for 11 points in the victory as he was perfect on five placements (3-3 FG, 2-2 PAT)...Kenny Pickett threw for 220 yards and two touchdowns, including a 40-yard catch-and-run score by Taysir Mack, who spun out of a tackle to put Pitt up, 20-17, just before intermission...it was the first meeting between ranked teams at Heinz Field since the 2009 season...the Panthers improved to 3-0 for the first time since 2014...Pitt won back-to-back games as an AP-ranked team for the first time since 2009, when the Panthers won three in a row.

LOUISVILLE	7	10	3	0	20
PITT	13	7	3	0	23

First Quarter

PITT — Kessman 45-yard field goal 13:02
 PITT — Kessman 41-yard field goal 9:10
 PITT — Addison 8-yard pass from Pickett (Kessman kick) 2:18
 LOU — Hawkins 75-yard run (Turner kick) 2:05

Second Quarter

LOU — Turner 38-yard field goal 7:39
 LOU — Atwell 21-yard pass from Cunningham (Turner kick) 6:51
 PITT — Mack 40-yard pass from Pickett (Kessman kick) 3:11

Third Quarter

PITT — Kessman 42-yard field goal 11:26
 LOU — Turner 34-yard field goal 1:58

Fourth Quarter

No scoring

Team Stats	LOU	PITT
First Downs	10	20
Rushes-Yards	30-116	40-156
Comp-Att-Int	9-21-3	23-38-1
Passing Yards	107	220
Total Yards	223	376
Punt Returns-Yards	1-7	1-21
Kick Returns-Yards	0-0	2-39
Interceptions-Yards	1-40	3-11
Fumbles-Lost	1-0	3-1
Punts-Average	5-41.2	4-43.0
Penalties-Yards	3-22	6-46
Third Down Conv.	1-11	9-19
Fourth Down Conv.	1-2	1-2
Sacks By-Yards	3-13	7-28
Possession Time	24:44	35:16

Rushing

LOU — Hawkins 13-78, 1 TD; Peterson 1-31; Hall 3-4; Cunningham 13-3.
 PITT — V. Davis 14-47; Abanikanda 9-41; Pickett 9-28; A. Davis 4-23; Turner 2-20; Team 2-(-3).

Passing

LOU — Cunningham 9-21-3, 107 yards, 1 TD.
 PITT — Pickett 23-38-1, 220 yards, 2 TD.

Receiving

LOU — Atwell 4-37, 1 TD; Smith 1-27; Ford 1-22; Fitzpatrick 1-14; Hawkins 1-4; Pfeifer 1-3.
 PITT — Addison 7-77, 1 TD; V. Davis 4-29; Mack 3-62, 1 TD; Jacques-Louis 3-22; Turner 2-9; Moraga 1-13; A. Davis 1-8; Tipton 1-4; Abanikanda 1-(-4).

NC STATE 30 #24/25 PITT 29

Oct. 3, 2020 • Heinz Field • Attendance: 0

Pitt suffered its first defeat of the season in heartbreaking fashion as NC State's Devin Leary threw a 13-yard touchdown to Emeka Emezie with 23 seconds remaining to stun the No. 24-ranked Panthers, 30-29... Pitt (3-1, 2-1) recovered from an early 17-7 deficit to take a 29-24 lead on Kenny Pickett's second rushing TD before the Wolfpack (2-1, 2-1) marched 79 yards in eight plays to win the game in the final seconds... penalties and red-zone struggles plagued the Panthers, who committed 13 fouls and scored just two TDs in five trips inside the NC State 20... Pickett fueled Pitt's offense, throwing for a career-high 411 yards and accounting for three TDs (two rushing and one passing)...he connected on a 75-yard TD to Jordan Addison on the second play from scrimmage... graduate transfer DJ Turner also had a career day with eight catches for 186 yards, the most by a Pitt player since 2004...the Panthers out-gained the Wolfpack, 503 to 398...it was Pitt's first 500-yard offensive output since 2018...but Leary's late heroics proved to be too much for Pitt, which hadn't allowed a TD in the second half all season before meeting NC State.

NC STATE	10	7	0	13	30
PITT	7	6	7	9	29

First Quarter

PITT — Addison 75-yard pass from Pickett (Kessman kick) 14:32
 NCSU — Angeline 6-yard pass from Leary (Dunn kick) 8:11
 NCSU — Dunn 39-yard field goal 1:20

Second Quarter

NCSU — Emezie 35-yard pass from Leary (Dunn kick) 12:56
 PITT — Kessman 27-yard field goal 4:50
 PITT — Kessman 29-yard field goal 0:04

Third Quarter

PITT — Pickett 1-yard run (Kessman kick) 1:11

Fourth Quarter

PITT — Kessman 42-yard field goal 10:52
 NCSU — Angeline 25-yard pass from Leary (Dunn kick) 8:16
 PITT — Pickett 1-yard run (Pickett pass failed) 1:44
 NCSU — Emezie 13-yard pass from Leary (Leary pass failed) 0:23

Team Stats	NCSU	PITT
First Downs	28	24
Rushes-Yards	30-62	37-92
Comp-Att-Int	28-45-0	22-40-0
Passing Yards	336	411
Total Yards	398	503
Punt Returns-Yards	0-0	2-37
Kick Returns-Yards	2-35	1-20
Interceptions-Yards	0-0	0-0
Fumbles-Lost	0-0	0-0
Punts-Average	6-44.3	4-46.0
Penalties-Yards	11-80	13-125
Third Down Conv.	7-16	6-16
Fourth Down Conv.	2-2	2-3
Sacks By-Yards	1-6	2-14
Possession Time	30:00	30:00

Rushing

NCSU — Person 14-39; Knight 7-29; Houston 2-3; Leary 5-2; Team 1-(-5); Thomas 1-(-6).
 PITT — Pickett 15-40, 2 TD; V. Davis 15-40; Sibley 2-10; Abanikanda 4-2; Carter 1-0.

Passing

NCSU — Leary 28-44-0, 336 yards, 4 TD; Thomas 0-1-0, 0 yards.
 PITT — Pickett 22-39-0, 411 yards, 1 TD; Beville 0-1-0, 0 yards.

Receiving

NCSU — Emezie 7-101, 2 TD; Thomas 6-48; Angeline 4-60, 2 TD; Carter 3-72; Rooks 3-23; Knight 2-12; Lesane 1-12; Parham 1-5; Houston 1-3.
 PITT — Turner 8-186; Mack 6-76; V. Davis 3-10; Addison 2-77, 1 TD; Jacques-Louis 2-42; Tipton 1-20.

2020 GAME-BY-GAME REVIEW



BOSTON COLLEGE 31 PITT 30 (OT)

Oct. 10, 2020 • Alumni Stadium • Attendance: 0

Pitt lost in heartbreaking fashion by a single point for the second consecutive week, dropping a 31-30 overtime decision at Boston College...the Panthers (3-2, 2-2) forced overtime on a school record 58-yard field goal by Alex Kessman with 40 seconds remaining...but Pitt failed to extend the game to a second overtime period when Kessman missed his first PAT of the season following Kenny Pickett's touchdown pass to Taysir Mack...Pickett finished with 266 passing yards and accounted for three TDs (two passing, one rushing)...the Eagles (3-1, 2-1) beat Pitt for the second straight season...Boston College QB Phil Jurkovec threw for 358 yards and three scores...each of his TD passes went to speedy receiver Zay Flowers, including a 25-yard strike on the first possession of OT...Pitt's defense recorded six sacks and 13 tackles for loss...OLB SirVocea Dennis, making his first career start, had 4.5 TFLs, while DE Patrick Jones II tied his career high with three sacks...Pitt lost consecutive games by a one-point margin for the first time in program history.

PITT	7	7	7	3	6	30
BOSTON COLLEGE	3	14	7	0	7	31

First Quarter

BC — Bomerhi 25-yard field goal 9:30

PITT — Pickett 1-yard run (Kessman kick) 3:15

Second Quarter

BC — Flowers 44-yard pass from Jurkovec (Bomerhi kick) 13:00

PITT — Abanikanda 15-yard pass from Pickett (Kessman kick) 10:35

BC — Jurkovec 2-yard run (Bomerhi kick) 4:50

Third Quarter

BC — Flowers 77-yard pass from Jurkovec (Bomerhi kick) 14:26

PITT — V. Davis 4-yard run (Kessman kick) 2:18

Fourth Quarter

PITT — Kessman 58-yard field goal 0:40

Overtime

BC — Flowers 25-yard pass from Jurkovec (Bomerhi kick)

PITT — Mack 3-yard pass from Pickett (Kessman kick failed)

Team Stats	PITT	BC
First Downs	24	20
Rushes-Yards	40-105	41-30
Comp-Att-Int	25-47-1	19-35-0
Passing Yards	266	358
Total Yards	371	388
Punt Returns-Yards	1-16	1-11
Kick Returns-Yards	2-60	1-18
Interceptions-Yards	0-0	1-0
Fumbles-Lost	1-0	1-1
Punts-Average	5-45.0	7-43.7
Penalties-Yards	6-46	7-69
Third Down Conv.	4-18	8-18
Fourth Down Conv.	3-4	1-1
Sacks By-Yards	5-54	1-15
Possession Time	30:14	29:46

Rushing

PITT — V. Davis 17-46, 1 TD; Pickett 14-36, 1 TD; Abanikanda 5-11; Jacques-Louis 2-6; Addison 1-4; Sibley 1-2.

BC — Garwo 14-36; Bailey 15-36; Jurkovec 12-(-42), 1 TD.

Passing

PITT — Pickett 25-47-1, 266 yards, 2 TD.

BC — Jurkovec 19-35-0, 358 yards, 3 TD.

Receiving

PITT — Addison 7-51; V. Davis 5-25; Mack 4-76, 1 TD; Wayne 3-53; Jacques-Louis 3-34; Abanikanda 1-15, 1 TD; Turner 1-12.

BC — Flowers 6-162, 3 TD; Long 6-93; Lewis 3-58; Gill 2-24; Bailey 2-21.

#13/12 MIAMI 31 PITT 19

Oct. 17, 2020 • Hard Rock Stadium • Attendance: 9,000

Pitt dropped its third consecutive game with a 31-19 setback at Miami...the Panthers faced the nationally ranked Hurricanes without injured QB Kenny Pickett...redshirt freshman Joey Yellen earned his first Pitt start and played admirably, completing 22-of-46 passes for 277 yards and a score...after falling into a 14-0 hole, Pitt (3-3, 2-3) rallied to within 14-6 at intermission...Miami (4-1, 3-1) boosted its advantage to 21-6 early in the third quarter, but Pitt scored the next 10 points, including a one-yard TD pass from Yellen to Daniel Moraga to make it 21-16...Yellen's scoring toss was set up by a 34-yard Marquis Williams interception return that put Pitt at the Miami 1...the Panthers could draw no closer, though, as Miami responded with a 45-yard touchdown pass from D'Eriq King to Will Mallory...King threw four TDs for the game, but was also picked off twice...in addition to Williams, Paris Ford had an INT off a pass deflection by Deslin Alexandre that led to a 24-yard Alex Kessman field goal right before halftime...Kessman kicked four field goals to become Pitt's all-time career leader with 57...Jordan Addison had eight catches for 147 yards, the most receiving yards by a Pitt freshman since Tyler Boyd in 2013...FS Damar Hamlin had a game-high 12 tackles, while OLB Phil Campbell had two sacks.

PITT	0	6	13	0	19
MIAMI	7	7	14	3	31

First Quarter

MIAMI — Harris 35-yard pass from King (Borregales kick) 5:48

Second Quarter

MIAMI — Mallory 6-yard pass from King (Borregales kick) 6:44

PITT — Kessman 33-yard field goal 2:43

PITT — Kessman 24-yard field goal 0:08

Third Quarter

MIAMI — Harley 38-yard pass from King (Borregales kick) 13:13

PITT — Kessman 36-yard field goal 11:20

PITT — Moraga 1-yard pass from Yellen (Kessman kick) 9:20

MIAMI — Mallory 45-yard pass from King (Borregales kick) 5:40

PITT — Kessman 30-yard field goal 0:31

Fourth Quarter

MIAMI — Borregales 37-yard field goal 4:13

Team Stats	PITT	MIAMI
First Downs	19	21
Rushes-Yards	26-22	42-109
Comp-Att-Int	23-47-0	16-31-2
Passing Yards	278	222
Total Yards	300	331
Punt Returns-Yards	2-16	1-0
Kick Returns-Yards	1-14	0-0
Interceptions-Yards	2-68	0-0
Fumbles-Lost	2-1	0-0
Punts-Average	6-47.0	6-51.7
Penalties-Yards	10-89	5-55
Third Down Conv.	3-17	4-13
Fourth Down Conv.	0-2	0-0
Sacks By-Yards	4-19	3-27
Possession Time	30:33	29:27

Rushing

PITT — Sibley 4-23; A. Davis 7-21; Hill 1-3; Turner 2-3; V. Davis 9-0; Yellen 3-(-28).

MIAMI — King 11-32; Knighton 7-25; Harris 12-24; Chaney 5-18; Burns 4-15; Team 3-(-5).

Passing

PITT — Yellen 22-46-0, 277 yards, 1 TD; Beville 1-1-0, 1 yard.

MIAMI — King 16-31-2, 222 yards, 4 TD.

Receiving

PITT — Addison 8-147; Jacques-Louis 5-40; Moraga 2-24, 1 TD; Mack 2-17; A. Davis 2-9; Wayne 1-26; Sibley 1-7; V. Davis 1-7; Turner 1-1.

MIAMI — Pope 5-46; Knighton 5-27; Mallory 2-51, 2 TD; Harley 2-47, 1 TD; Harris 1-35, 1 TD; Smith 1-16.

2020 GAME-BY-GAME REVIEW



#3/3 NOTRE DAME 45 PITT 3

Oct. 24, 2020 • Heinz Field • Attendance: 5,451

A series of miscues doomed Pitt in a 45-3 loss to Notre Dame...the Panthers (3-4, 2-4) threw three interceptions, committed 12 penalties and had a punt blocked for a touchdown...the No. 3 Irish, competing as an ACC member during the 2020 season, improved to 5-0 overall and 4-0 in conference play...quarterback Joey Yellen, making his second consecutive start in place of the injured Kenny Pickett, was challenged by a swarming Notre Dame defense...the Panthers only mustered 162 total yards—44 on the ground—and 11 first downs... Notre Dame, in contrast, rolled up 434 yards and held the ball for an astounding 40:59...Irish QB Ian Book threw for 312 yards and three scores, including two long TD passes to Ben Skowronek...Book's running ability also slowed down Pitt's pass rush, which produced just two sacks...the Panthers did compile 12 tackles for loss, led by LB SirVocea Dennis' four...Pitt's four-game losing streak marked its longest since 2007...with Pennsylvania's new COVID-19 guidance on outdoor gatherings, Pitt hosted fans for the first time this season at Heinz Field.

NOTRE DAME	7	21	17	0	45
PITT	3	0	0	0	3

First Quarter

ND — Skowronek 34-yard pass from Book (Doerer kick) 10:08
PITT — Kessman 45-yard field goal 7:38

Second Quarter

ND — Skowronek 73-yard pass from Book (Doerer kick) 10:37
ND — Williams 2-yard run (Doerer kick) 1:29
ND — Foskey recovers own blocked punt in end zone (Doerer kick) 0:11

Third Quarter

ND — Doerer 21-yard field goal 7:34
ND — Mayer 14-yard pass from Book (Doerer kick) 4:22
ND — Flemister 2-yard run (Doerer kick) 2:42

Fourth Quarter

No scoring

Team Stats	ND	PITT
First Downs	28	11
Rushes-Yards	50-115	20-44
Comp-Att-Int	17-33-0	12-33-3
Passing Yards	319	118
Total Yards	434	162
Punt Returns-Yards	3-32	2-(-8)
Kick Returns-Yards	1-17	4-81
Interceptions-Yards	3-16	0-0
Fumbles-Lost	1-0	3-0
Punts-Average	5-42.4	8-33.4
Penalties-Yards	7-63	12-93
Third Down Conv.	11-18	3-13
Fourth Down Conv.	1-1	0-0
Sacks By-Yards	3-19	2-5
Possession Time	40:59	19:01

Rushing

ND — Flemister 13-48, 1 TD; Book 8-40; Williams 17-38, 1 TD; Tyree 3-(-3); Armstrong 8-(-4); Clark 1-(-4).
PITT — V. Davis 8-28; Carter 1-9; Patti 2-8; Beville 3-4; A. Davis 3-1; Abanikanda 2-0; Yellen 1-(-6).

Passing

ND — Book 16-30-0, 312 yards, 3 TD; Clark 1-3-0, 7 yards.
PITT — Yellen 10-27-3, 101 yards; Patti 2-5-0, 17 yards; Beville 0-1-0, 0 yards.

Receiving

ND — Mayer 5-73, 1 TD; Davis 3-44; Williams 3-37; Skowronek 2-107, 2 TD; McKinley 2-50; Takacs 1-7; Tremble 1-1.
PITT — Addison 3-40; Jacques-Louis 3-39; Mack 2-17; Tipton 1-11; A. Davis 1-8; Turner 1-5; V. Davis 1-(-2).

PITT 41 FLORIDA STATE 17

Nov. 7, 2020 • Doak Campbell • Attendance: 16,568

Making its first visit to Tallahassee in 38 years, Pitt overcame an early 11-point deficit to dominate Florida State, 41-17...the Panthers (4-4, 3-4) were sparked by a relentless defense that produced short fields as well as the return of quarterback Kenny Pickett, who had missed the prior two games due to injury...Pickett completed 21-of-27 passes for 210 yards and also rushed for a 10-yard score...his top target was Jordan Addison, who had 11 catches for 127 yards...Addison's 11 receptions were the most by a Pitt freshman since 2013 (Tyler Boyd, 11 vs. Georgia Tech)...reserve QB Nick Patti came off the bench in goal-line situations and rushed for two scores...the Panthers' defense compiled seven sacks, 14 TFLs and three interceptions...safety Brandon Hill, making his first start, had eight stops and a 50-yard INT return for a touchdown to complete the scoring...LB SirVocea Dennis had seven tackles, two sacks and three total TFLs...the Seminoles (2-5, 1-5) took a 14-3 lead on Jordan Travis' 88-yard TD run, but Pitt would outscore them 38-3 over the rest of the game...the 24-point margin of victory was Pitt's largest in a road game since 2012 (27-3 at USF).

PITT	10	14	7	10	41
FLORIDA STATE	14	3	0	0	17

First Quarter

PITT — Kessman 51-yard field goal 12:31
FSU — Rector 1-yard run (Grothaus kick) 9:28
FSU — Travis 88-yard run (Grothaus kick) 5:11
PITT — Patti 1-yard run (Kessman kick) 2:09

Second Quarter

PITT — Patti 2-yard run (Kessman kick) 5:57
PITT — Pickett 10-yard run (Kessman kick) 2:35
FSU — Grothaus 47-yard field goal 0:00

Third Quarter

PITT — V. Davis 4-yard run (Kessman kick) 13:32

Fourth Quarter

PITT — Kessman 19-yard field goal 12:01
PITT — Hill 50-yard interception return (Kessman kick) 6:25

Team Stats	PITT	FSU
First Downs	16	17
Rushes-Yards	37-148	35-146
Comp-Att-Int	21-27-0	23-41-3
Passing Yards	210	144
Total Yards	358	290
Punt Returns-Yards	4-33	0-0
Kick Returns-Yards	1-19	2-32
Interceptions-Yards	3-53	0-0
Fumbles-Lost	1-0	2-0
Punts-Average	5-51.0	6-44.8
Penalties-Yards	9-105	8-57
Third Down Conv.	7-15	7-18
Fourth Down Conv.	0-0	1-3
Sacks By-Yards	7-50	1-2
Possession Time	30:59	29:01

Rushing

PITT — V. Davis 13-50, 1 TD; A. Davis 5-34; Carter 4-20; Abanikanda 3-15; Pickett 3-13, 1 TD; Addison 2-10; Patti 5-3, 2 TD; Turner 2-3.
FSU — Travis 14-80, 1 TD; Webb 7-31; Corbin 6-31; Wilson 1-9; Rector 1-1, 1 TD; Toafili 1-(-1); Purdy 5-(-5).

Passing

PITT — Pickett 21-27-0, 210 yards.
FSU — Purdy 12-21-1, 38 yards; Travis 11-18-1, 106 yards; Blackman 0-2-1, 0 yards.

Receiving

PITT — Addison 11-127; Wayne 2-66; Tipton 2-12; Jacques-Louis 2-1; A. Davis 2-0; Moraga 1-5; Turner 1-(-1).
FSU — McDonald 7-61; Toafili 4-16; Helton 3-5; Young 2-20; Terry 2-14; Webb 2-9; Daniel 1-9; Corbin 1-7; Wilson 1-3.

2020 GAME-BY-GAME REVIEW



PITT 47 VIRGINIA TECH 14

Nov. 21, 2020 • Heinz Field • Attendance: 4,612

Pitt concluded its 2020 home schedule with a 47-14 victory over Virginia Tech...without the services of 16 players (health related), including seven starters, the Panthers (5-4, 4-4) turned to senior leaders in all phases...offensively, QB Kenny Pickett posted career highs in attempts (52) and completions (35) while passing for 404 yards with two scores...DJ Turner caught 15 of those passes, the most by a Pitt player since 1968, for 184 yards and a 64-yard TD...senior safety Damar Hamlin paced the Panthers on defense with a season-high 11 tackles, including three stops on fourth down that halted drives by the Hokies...senior PK Alex Kessman scored a career-high 17 points, converting all nine of his placements (four FGs, five PATS)...with a reconfigured offensive line, Pitt accumulated 556 yards of offense against the Hokies (4-5, 4-4)...the Panthers recorded a second-half shutout for the second straight game and the fourth time in 2020...Pitt improved to 6-1 against Virginia Tech at Heinz Field...the 33-point win marked Pitt's largest victory over the Hokies.

VIRGINIA TECH	0	14	0	0	14
PITT	6	17	17	7	47

First Quarter

PITT — Kessman 22-yard field goal 11:44
PITT — Kessman 30-yard field goal 3:38

Second Quarter

PITT — Kessman 52-yard field goal 13:39
VT — Turner 55-yard pass from Hooker (Johnson kick) 8:13
PITT — V. Davis 1-yard run (Kessman kick) 5:33
VT — Turner 7-yard pass from Hooker (Johnson kick) 3:36
PITT — Barden 11-yard pass from Pickett (Kessman kick) 1:29

Third Quarter

PITT — Kessman 53-yard field goal 12:25
PITT — Turner 64-yard pass from Pickett (Kessman kick) 8:43
PITT — Pickett 1-yard run (Kessman kick) 0:20

Fourth Quarter

PITT — A. Davis 1-yard run (Kessman kick) 2:39

Team Stats	VT	PITT
First Downs	17	30
Rushes-Yards	37-156	32-152
Comp-Att-Int	16-26-1	35-52-1
Passing Yards	278	404
Total Yards	434	556
Punt Returns-Yards	0-0	1-0
Kick Returns-Yards	5-100	1-19
Interceptions-Yards	1-3	1-20
Fumbles-Lost	1-1	1-0
Punts-Average	4-39.5	3-41.0
Penalties-Yards	6-55	9-80
Third Down Conv.	3-11	7-16
Fourth Down Conv.	0-3	1-1
Sacks By-Yards	2-10	2-20
Possession Time	24:02	35:58

Rushing

VT — Herbert 9-72; Hooker 14-53; Holston 9-32; Patterson 4-11; Turner 1-(-12).
PITT — A. Davis 12-80, 1 TD; V. Davis 9-53, 1 TD; Jacques-Louis 3-11; Pickett 8-8, 1 TD.

Passing

VT — Hooker 13-22-1, 260 yards, 2 TD; Patterson 3-4-0, 18 yards.
PITT — Pickett 35-52-1, 404 yards, 2 TD.

Receiving

VT — Robinson 4-69; Turner 3-74, 2 TD; Herbert 3-57; Mitchell 2-46; Blackshear 2-13; Deluliis 1-14; Smith 1-5.
PITT — Turner 15-184, 1 TD; Barden 5-65, 1 TD; V. Davis 5-41; Tipton 4-38; Jacques-Louis 3-43; Mack 2-19; Zilinskas 1-14.

#4/4 CLEMSON 52 PITT 17

Nov. 28, 2020 • Memorial Stadium • Attendance: 18,819

A slow start combined with five turnovers doomed Pitt at No. 4 Clemson in a 52-17 defeat...the Tigers (8-1, 7-1) scored the first 31 points of the game, capitalizing on three first-quarter interceptions...the Panthers (5-5, 4-5) managed a slight rally to pull within 38-17 early in the third quarter, but Clemson scored the game's final 14 points...the Tigers intercepted four total passes, parlaying them into 28 points...Jordan Addison tallied his fourth TD of the season on a spectacular, acrobatic catch in the corner of the end zone...Vincent Davis also had his first career touchdown catch...senior defensive ends Rashad Weaver and Patrick Jones II combined for three sacks and four tackles for loss...Weaver forced Clemson QB Trevor Lawrence to fumble early in the third quarter, setting up a short Pitt touchdown drive...Kirk Christodoulou impressed, averaging 46.1 yards on 10 punts with zero return yards allowed.

PITT	0	10	7	0	17
CLEMSON	31	7	7	7	52

First Quarter

CLEM — Williams 5-yard pass from Lawrence (Potter kick) 11:36
CLEM — Potter 46-yard field goal 9:26
CLEM — Powell 43-yard pass from Lawrence (Potter kick) 7:35
CLEM — Etienne 2-yard run (Potter kick) 4:55
CLEM — Dixon 1-yard run (Potter kick) 0:05

Second Quarter

PITT — Kessman 23-yard field goal 9:11
CLEM — Mellusi 2-yard run (Potter kick) 7:59
PITT — Addison 18-yard pass from Pickett (Kessman kick) 1:13

Third Quarter

PITT — V. Davis 4-yard pass from Pickett (Kessman kick) 14:24
CLEM — Etienne 3-yard run (Potter kick) 0:52

Fourth Quarter

CLEM — Mellusi 9-yard pass from Uiagalelei (Potter kick) 10:48

Team Stats	PITT	CLEM
First Downs	12	27
Rushes-Yards	24-16	38-145
Comp-Att-Int	24-43-4	35-52-0
Passing Yards	230	436
Total Yards	246	581
Punt Returns-Yards	2-23	0-0
Kick Returns-Yards	1-39	1-20
Interceptions-Yards	0-0	4-13
Fumbles-Lost	2-1	1-1
Punts-Average	10-46.1	8-38.1
Penalties-Yards	6-33	8-55
Third Down Conv.	4-17	7-18
Fourth Down Conv.	0-0	1-1
Sacks By-Yards	3-21	6-53
Possession Time	23:28	36:32

Rushing

PITT — A. Davis 4-21; V. Davis 5-19; Turner 1-3; Addison 1-2; Carter 2-(-5); Pickett 11-(-24).
CLEM — Etienne 11-58, 2 TD; Dixon 9-46, 1 TD; Mellusi 5-27, 1 TD; Lawrence 8-9; Pace 2-6; Uiagalelei 1-1; Rencher 2-(-2).

Passing

PITT — Pickett 22-39-4, 209 yards, 2 TD; Beville 1-2-0, 16 yards; Yellen 1-2-0, 5 yards.
CLEM — Lawrence 26-37-0, 403 yards, 2 TD; Uiagalelei 7-12-0, 31 yards, 1 TD; Helms 2-3-0, 2 yards.

Receiving

PITT — Wayne 5-62; Addison 5-41, 1 TD; Turner 3-32; A. Davis 3-30; Mack 2-17; V. Davis 2-9, 1 TD; Wright 1-16; Jacques-Louis 1-11; Barden 1-7; Vardzel 1-5.
CLEM — Rodgers 10-93; Powell 6-176, 1 TD; Williams 3-38, 1 TD; Etienne 3-20; Galloway 2-37; Rencher 2-15; Swinney 2-10; Mellusi 2-8, 1 TD; Spector 1-26; Allen 1-6; Pace 1-5; Chalk 1-4; Jackson 1-(-2).

RUSHING INDIVIDUAL

200 yards rushing:

By Pitt: 235, Qadree Ollison vs. Virginia Tech, 11-10-18 (16 att., 3 TD).
By Opponent: 224, Justin Jackson, Northwestern, 12-28-16 (Pinstripe Bowl) (32 att., 3 TD).

300 yards rushing:

By Pitt: 303, Tony Dorsett vs. Notre Dame, 11-15-75 (23 att., 1 TD).
By Opponent: DNA

30 or more rushing attempts:

By Pitt: 30, James Conner at North Carolina, 11-15-14 (220 yards, 4 TD).
By Opponent: 32, AJ Dillon, Boston College, 11-30-19 (178 yards, 1 TD).

Three rushing touchdowns:

By Pitt: Qadree Ollison vs. Virginia Tech, 11-10-18.
By Opponent: Justin Jackson, Northwestern, 12-28-16 (Pinstripe Bowl).

Four rushing touchdowns:

By Pitt: Darrin Hall vs. North Carolina, 11-9-17.
By Opponent: Rennie Childs, Oklahoma State, 9-17-16.

50+ yard touchdown run:

By Pitt: 61, Vincent Davis at Georgia Tech, 11-2-19.
By Opponent: 88, Jordan Travis, Florida State, 11-7-20.

60+ yard touchdown run:

By Pitt: 61, Vincent Davis at Georgia Tech, 11-2-19.
By Opponent: 88, Jordan Travis, Florida State, 11-7-20.

70+ yard touchdown run:

By Pitt: 97, Qadree Ollison vs. Virginia Tech, 11-10-18.
By Opponent: 88, Jordan Travis, Florida State, 11-7-20.

80+ yard touchdown run:

By Pitt: 97, Qadree Ollison vs. Virginia Tech, 11-10-18.
By Opponent: 88, Jordan Travis, Florida State, 11-7-20.

90+ yard touchdown run:

By Pitt: 97, Qadree Ollison vs. Virginia Tech, 11-10-18.
By Opponent: 96, Antowain Smith, Houston, 9-14-96.

Two 100-yard rushers:

By Pitt: 11-10-18 vs. Virginia Tech, Qadree Ollison (235) and Darrin Hall (186).
By Opponent: 9-23-17, Georgia Tech, KirVonte Benson (196) and TaQuon Marshall (112).

Three 100-yard rushers:

By Pitt: 12-26-75 vs. Kansas (Sun Bowl), Tony Dorsett (142), Elliott Walker (123) and Robert Haygood (101).
By Opponent: DNA

Five different rushers with a touchdown:

By Pitt: 9-12-20 vs. Austin Peay, Vincent Davis (2), Daniel Carter, Kenny Pickett, Israel Abanikanda and Todd Sibley Jr.
By Opponent: Georgia Tech, 10-25-14, Broderick Snoddy (3), Justin Thomas, Tony Zenon, Matt Connors and Deon Hill.

PASSING INDIVIDUAL

300 yards passing:

By Pitt: 404, Kenny Pickett vs. Virginia Tech, 11-21-20 (35-for-52, 2 TD, 1 INT).
By Opponent: 403, Trevor Lawrence, Clemson, 11-28-20 (26-for-37, 2 TD).

400 yards passing:

By Pitt: 404, Kenny Pickett vs. Virginia Tech, 11-21-20 (35-for-52, 2 TD, 1 INT).
By Opponent: 403, Trevor Lawrence, Clemson, 11-28-20 (26-for-37, 2 TD).

Four touchdown passes:

By Pitt: Max Browne vs. Rice, 9-30-17.
By Opponent: D'Eriq King, Miami, 10-17-20.

Five touchdown passes:

By Pitt: Nathan Peterman at Clemson, 11-12-16.
By Opponent: Mason Rudolph, Oklahoma State, 9-16-17.

Six touchdown passes:

By Pitt: Tom Savage at Duke, 9-21-13.
By Opponent: Mike Teel, Rutgers, 10-25-08.

Seven touchdown passes:

By Pitt: Pete Gonzalez at Rutgers, 10-25-97.
By Opponent: DNA

60+ yard TD pass:

By Pitt: 64, vs. Virginia Tech, 11-21-20, Kenny Pickett to DJ Turner.
By Opponent: 73, Notre Dame, 10-24-20, Ian Book to Ben Skowronek.

70+ yard TD pass:

By Pitt: 75, vs. NC State, 10-3-20, Kenny Pickett to Jordan Addison.
By Opponent: 73, Notre Dame, 10-24-20, Ian Book to Ben Skowronek.

80+ yard TD pass:

By Pitt: 96, vs. Eastern Michigan, 12-26-19 (Quick Lane Bowl), Kenny Pickett to Maurice Ffrench.
By Opponent: 94, Syracuse, 10-18-19, Clayton Welch to Taj Harris.

90+ yard TD pass:

By Pitt: 96, vs. Eastern Michigan, 12-26-19 (Quick Lane Bowl), Kenny Pickett to Maurice Ffrench.
By Opponent: 94, Syracuse, 10-18-19, Clayton Welch to Taj Harris.

45 or more pass attempts:

By Pitt: 35-for-52, Kenny Pickett vs. Virginia Tech, 11-21-20 (404 yards, 2 TD, 1 INT).
By Opponent: 28-for-50, Mike Glass III, Eastern Michigan, 12-26-19 (Quick Lane Bowl) (311 yards, 2 TD, 1 INT).

30 or more pass completions:

By Pitt: 35-for-52, Kenny Pickett vs. Virginia Tech, 11-21-20 (404 yards, 2 TD, 1 INT).
By Opponent: 33-for-49, Eric Dungey, Syracuse, 10-7-17 (365 yards, 2 TD).

RECEIVING INDIVIDUAL

100+ yards receiving:

By Pitt: 184, DJ Turner vs. Virginia Tech, 11-21-20 (15 receptions, 1 TD).
By Opponent: 176, Cornell Powell, Clemson, 11-28-20 (6 receptions, 1 TD).

150+ yards receiving:

By Pitt: 184, DJ Turner vs. Virginia Tech, 11-21-20 (15 receptions, 1 TD).
By Opponent: 176, Cornell Powell, Clemson, 11-28-20 (6 receptions, 1 TD).

200+ yards receiving:

By Pitt: 207, Larry Fitzgerald at Rutgers, 10-18-03 (8 receptions, 2 TD).
By Opponent: 202, Mike Williams, Clemson, 11-12-16 (15 receptions, 1 TD).

Two 100-yard receivers:

By Pitt: 9-21-13 at Duke, Devin Street (166) and Tyler Boyd (154).
By Opponent: 151, Gabriel Davis (10 receptions, 2 TD) and 136, Tre Nixon (7 receptions), UCF, 9-21-19.

10 or more receptions:

By Pitt: 15, DJ Turner vs. Virginia Tech, 11-21-20 (184 yards, 1 TD).
By Opponent: 10, Amari Rodgers, Clemson, 11-28-20 (93 yards).

Three receiving touchdowns:

By Pitt: Tyler Boyd at Duke, 9-21-13.
By Opponent: Zay Flowers, Boston College, 10-10-20.

Four receiving touchdowns:

By Pitt: Billy Davis vs. Rutgers, 11-19-94.
By Opponent: Amba Etta-Tawo (5), Syracuse, 11-26-16.

60+ yard TD reception:

By Pitt: 64, vs. Virginia Tech, 11-21-20, Kenny Pickett to DJ Turner.
By Opponent: 73, Notre Dame, 10-24-20, Ian Book to Ben Skowronek.

70+ yard TD reception:

By Pitt: 75, vs. NC State, 10-3-20, Kenny Pickett to Jordan Addison.
By Opponent: 73, Notre Dame, 10-24-20, Ian Book to Ben Skowronek.

80+ yard TD reception:

By Pitt: 96, vs. Eastern Michigan, 12-26-19 (Quick Lane Bowl), Kenny Pickett to Maurice Ffrench.
By Opponent: 94, Syracuse, 10-18-19, Clayton Welch to Taj Harris.

90+ yard TD reception:

By Pitt: 96, vs. Eastern Michigan, 12-26-19 (Quick Lane Bowl), Kenny Pickett to Maurice Ffrench.
By Opponent: 94, Syracuse, 10-18-19, Clayton Welch to Taj Harris.

COMBOS

100 yards rushing and 100 yards passing (one player):

By Pitt: Billy Daniels vs. Syracuse (165 rushing/121 passing), 11-3-73.
By Opponent: Keenan Reynolds, Navy (144 rushing/126 passing), 12-28-15 (Military Bowl).

100-yard rusher and 300-yard passer:

By Pitt: 11-12-16 at Clemson, James Conner (132 rushing) and Nathan Peterman (308 passing).
By Opponent: 11-14-19, North Carolina, Antonio Williams (107 rushing) and Sam Howell (322 passing).

100-yard rusher and 400-yard passer:

By Pitt: 9-21-13 at Duke, James Conner (173 rushing) and Tom Savage (424 passing).
By Opponent: 9-17-16, Oklahoma State, Rennie Childs (101 rushing) and Mason Rudolph (540 passing).

100-yard rusher, 100-yard receiver and 300-yard passer:

By Pitt: 11-12-16 at Clemson, James Conner (132 rushing), Scott Orndoff (128 receiving) and Nathan Peterman (308 passing).
By Opponent: 11-14-19, North Carolina, Antonio Williams (107 rushing), Dazz Newsome (170 receiving) and Sam Howell (322 passing).

200-yard rusher, 200-yard receiver and 300-yard passer:

By Pitt: 10-21-00 vs. Boston College, Kevan Barlow (209 rushing), Antonio Bryant (222 receiving) and John Turman (332 passing).
By Opponent: DNA

SCORING INDIVIDUAL

Three total touchdowns:

By Pitt: Qadree Ollison vs. Virginia Tech (three rushing), 11-10-18.
By Opponent: Zay Flowers, Boston College (three receiving), 10-10-20.

Four total touchdowns:

By Pitt: Darrin Hall vs. North Carolina (four rushing), 11-9-17.
By Opponent: Amba Etta-Tawo (5), Syracuse (five receiving), 11-26-16.

Five total touchdowns:

By Pitt: Norman Bill Budd (6) vs. Ohio (six rushing), 1910.
By Opponent: Amba Etta-Tawo, Syracuse (five receiving), 11-26-16.

Two-point conversion (rushing):

By Pitt: Jordan Whitehead at Syracuse, 10-7-17.
By Opponent: Jalon Calhoun, Duke, 10-5-19.

Two-point conversion (passing):

By Pitt: Kenny Pickett to Rafael Araujo-Lopes vs. Duke, 10-27-18.
By Opponent: Ryan Willis to Eric Kumah, Virginia Tech, 11-10-18.

Defensive two-point conversion:

By Pitt: Doug Hetzler returned blocked PAT attempt at Syracuse, 9-22-90.
By Opponent: Matt Taffoni, West Virginia, interception return, 10-15-94.

Safety:

By Pitt: 10-27-18 vs. Duke (Duke lateraled through its own end zone).
By Opponent: 9-8-18, Penn State (Pitt holding penalty in end zone).

Two safeties in same game:

By Pitt: 9-13-14 at FIU (Punter Chris Ayers kicks ball out of end zone on bad snap; E.J. Hilliard intentional grounding in end zone).
By Opponent: DNA

One player throw, catch and rush for touchdown (same game):

By Pitt: Jawan Walker at Boston College, 11-1-03 (35-yard pass to Larry Fitzgerald; 47-yard catch from Rod Rutherford; 3-yard rush).
By Opponent: DNA

SPECIAL TEAMS INDIVIDUAL

Three field goals:

By Pitt: Alex Kessman (4) vs. Virginia Tech, 11-21-20.
By Opponent: Chad Ryland, Eastern Michigan, 12-26-19 (Quick Lane Bowl).

Four field goals:

By Pitt: Alex Kessman vs. Virginia Tech, 11-21-20.
By Opponent: Aaron Boumerhi, Boston College, 11-30-19.

Five field goals:

By Pitt: Conor Lee at Notre Dame, 11-1-08.
By Opponent: Joey Slye (6), Virginia Tech, 10-27-16.

50-yard field goal:

By Pitt: 52 and 53, Alex Kessman vs. Virginia Tech, 11-21-20.
By Opponent: 57, Jordan Stout, Penn State, 9-14-19.

55-yard field goal:

By Pitt: 58, Alex Kessman at Boston College, 10-10-20.
By Opponent: 57, Jordan Stout, Penn State, 9-14-19.

Missed PAT kick (not blocked):

By Pitt: Alex Kessman at Boston College, 10-10-20.
By Opponent: Brenton King, Georgia Tech, 9-15-18.

Blocked PAT kick:

By Pitt: Ejuan Price vs. Syracuse (SU kicker Cole Murphy), 11-26-16.
By Opponent: Carlos Basham, Wake Forest (Pitt kicker Alex Kessman), 11-17-18.

70+ yard punt:

By Pitt: 73 yards, Kirk Christodoulou at Miami, 11-24-18.
By Opponent: 71 yards, Andrew Osteen, UCF, 9-21-19.

Blocked punt:

By Pitt: John Petrishen at Clemson, 11-28-20.
By Opponent: Isaiah Foskey, Notre Dame, 10-24-20.

Blocked punt for a touchdown:

By Pitt: Todd Sibley Jr. vs. Austin Peay, 11-yard return (blocked by Todd Sibley Jr.), 9-12-20.
By Opponent: Isaiah Foskey, Notre Dame, recovered in end zone (blocked by Isaiah Foskey), 10-24-20.

Blocked field goal:

By Pitt: Alex Bookser at Duke, 10-21-17.
By Opponent: Dexter Lawrence, Clemson, 11-12-16.

Blocked field goal for a touchdown:

By Pitt: Bernard "Josh" Lay vs. Connecticut, 71 yards, 11-12-05.
By Opponent: Ronyell Whitaker, Virginia Tech, 71 yards, 11-3-01.

Kickoff return for a touchdown:

By Pitt: Maurice Ffrench at Notre Dame, 99 yards, 10-13-18.
By Opponent: Anthony Ratliff-Williams, North Carolina, 98 yards, 11-9-17.

Punt return for a touchdown (not blocked):

By Pitt: Rafael Araujo-Lopes at UCF, 86 yards, 9-29-18.
By Opponent: Otis Anderson, UCF, 87 yards, 9-21-19.

DEFENSE INDIVIDUAL

15+ tackles:

By Pitt: 15, Matt Galambos vs. Northwestern (Military Bowl), 12-28-16.
By Opponent: 16, Quin Blanding, Virginia, 10-15-16.

20+ tackles:

By Pitt: 20, H.B. Blades at Louisville, 11-3-05.
By Opponent: 20, David Bavaro, Syracuse, 12-3-88.

Three sacks:

By Pitt: 3, Patrick Jones II at Boston College, 10-10-20.
By Opponent: 3, Greg Rousseau, Miami, 10-26-19.

Four sacks:

By Pitt: 5, Ejuan Price vs. Louisville, 11-21-15.
By Opponent: 4, Brandon Sharpe, Syracuse, 10-5-12.

Four tackles for loss:

By Pitt: 4, SirVocea Dennis vs. Notre Dame, 10-24-20.
By Opponent: 4, Quincy Roche, Miami, 10-17-20.

Two forced fumbles:

By Pitt: 2, Patrick Jones II at Duke, 10-5-19.
By Opponent: 2, Yasir Abdullah, Louisville, 9-26-20.

Two fumble recoveries:

By Pitt: 2, Rashad Weaver vs. Penn State, 9-8-18.
By Opponent: 2, Tanner Karafa, Boston College, 11-30-19.

Two interceptions:

By Pitt: Paris Ford at Duke, 10-5-19.
By Opponent: Mario Goodrich, Clemson, 11-28-20.

Three interceptions:

By Pitt: Shawntae Spencer, vs. Ohio, 8-31-02.
By Opponent: Keion Carpenter, Virginia Tech, 9-26-98.

Interception return for a touchdown:

By Pitt: Brandon Hill at Florida State, 50 yards, 11-7-20.
By Opponent: Justin Phillips, Oklahoma State, 10 yards, 9-16-17.

Two interception returns for touchdowns (same game):

By Pitt: Darrelle Revis (19 yards) followed by Clint Session (78 yards) vs. Virginia, 9-2-06.
By Opponent: USF, Nate Allen (37 yards) followed by Trae Williams (21 yards), 11-24-07.

Fumble return for a touchdown:

By Pitt: Dane Jackson vs. Syracuse (35 yards), 10-6-18.
By Opponent: Norell Pollard, Virginia Tech (seven yards), 11-23-19.

TEAM SCORING

40 points scored by team:

By Pitt: 47 vs. Virginia Tech, 11-21-20.
By Opponent: 52, Clemson, 11-28-20.

50 points scored by team:

By Pitt: 55 vs. Austin Peay, 9-12-20.
By Opponent: 52, Clemson, 11-28-20.

60 points scored by team:

By Pitt: 76 vs. Syracuse, 11-26-16.
By Opponent: 61, Syracuse, 11-26-16.

70 points scored by team:

By Pitt: 76 vs. Syracuse, 11-26-16.
By Opponent: 72, Ohio State, 9-21-16.

40+ point margin of victory (vs. FBS teams only):

By Pitt: 56-14 vs. Duke, 11-19-16.
By Opponent: 45-3 vs. Notre Dame, 10-24-20.

50+ point margin of victory (vs. FBS teams only):

By Pitt: 76-0 at Temple, 9-24-76.
By Opponent: 60-6 at Notre Dame, 11-16-96.

20 first-quarter points:

By Pitt: 21 vs. Austin Peay, 9-12-20.
By Opponent: 31, Clemson, 11-28-20.

20 second-quarter points:

By Pitt: 21 vs. Austin Peay, 9-12-20.
By Opponent: 21, Notre Dame, 10-24-20.

20 third-quarter points:

By Pitt: 21 vs. Syracuse, 11-26-16.
By Opponent: 21, UCF, 9-21-19.

20 fourth-quarter points:

By Pitt: 20 vs. Syracuse, 11-26-16.
By Opponent: 20, Duke, 10-5-19.

30 points scored in first half:

By Pitt: 42 vs. Austin Peay, 9-12-20.
By Opponent: 38, Clemson, 11-28-20.

30 points scored in second half:

By Pitt: 41 vs. Syracuse, 11-26-16.
By Opponent: 40, Syracuse, 11-26-16.

Failed to score a touchdown:

By Pitt: vs. Notre Dame, 10-24-20 (Pitt lost, 45-3).
By Opponent: Austin Peay, 9-12-20 (Pitt won, 55-0).

Two defensive touchdowns (same game):

By Pitt: Ricky Gary (3-yard fumble return) and Scott McKillop (18-yard interception return) vs. Louisville, 11-8-08.
By Opponent: USF, Nate Allen (37-yard interception return) and Trae Williams (21-yard interception return), 11-24-07.

Shutout:

By Pitt: 55-0 vs. Austin Peay, 9-12-20.
By Opponent: Virginia Tech, 28-0, 11-23-19.

Shutout at home:

By Pitt: 55-0 vs. Austin Peay, 9-12-20.
By Opponent: Virginia Tech, 28-0, 11-23-19.

Shutout on the road:

By Pitt: 42-0 at Rutgers, 11-10-01.
By Opponent: West Virginia, 34-0, 8-31-96.

First half shutout:

By Pitt: 42-0 vs. Austin Peay, 9-12-20 (Pitt won, 55-0).
By Opponent: Virginia Tech, 21-0, 11-23-19 (Pitt lost, 28-0).

Second half shutout:

By Pitt: 24-0 vs. Virginia Tech, 11-21-20 (Pitt won, 47-14).
By Opponent: Notre Dame, 17-0, 10-24-20 (Pitt lost, 45-3).

TEAM OFFENSE

500 yards in total offense:

By Pitt: 556 vs. Virginia Tech 11-21-20 (404 pass, 152 rush).
By Opponent: 581, Clemson, 11-28-20 (436 pass, 145 rush).

600 yards in total offense:

By Pitt: 654 vs. Virginia Tech, 11-10-18 (492 rush, 162 pass).
By Opponent: 619, Duke, 10-27-18 (223 rush, 396 pass).

300 yards passing:

By Pitt: 404 vs. Virginia Tech, 11-21-20 (35-for-52, 2 TD, 1 INT).
By Opponent: 436, Clemson, 11-28-20 (35-for-52, 3 TD).

400 yards passing:

By Pitt: 404 vs. Virginia Tech, 11-21-20 (35-for-52, 2 TD, 1 INT).
By Opponent: 436, Clemson, 11-28-20 (35-for-52, 3 TD).

300 yards rushing:

By Pitt: 492 vs. Virginia Tech, 11-10-18 (36 att., 6 TD).
By Opponent: 301, Clemson, 12-1-18 (35 att., 4 TD).

400 yards rushing:

By Pitt: 492 vs. Virginia Tech, 11-10-18 (36 att., 6 TD).
By Opponent: 436, Georgia Tech, 9-23-17 (67 att., 5 TD).

40 minutes in possession time:

By Pitt: 41:09 at North Carolina, 9-24-16.
By Opponent: 40:59, Notre Dame, 10-24-20.

99-yard touchdown drive:

By Pitt: vs. Virginia Tech, 11-21-20 (4 plays, 1:12).
By Opponent: Georgia Tech, 9-15-18 (14 plays, 3:31).

15-play scoring drive:

By Pitt: vs. Delaware, 9-28-19 (17 plays, 73 yards, 6:20, FG).
By Opponent: NC State, 10-3-20 (17 plays, 75 yards, 6:21, TD).

TEAM DEFENSE

Held opponent under 100 yards in total offense:

By Pitt: 64, vs. Delaware, 8-30-14 (33 rushing, 31 passing).
By Opponent: 94, Boston College, 10-7-95 (-11 rushing, 105 passing).

Held opponent under 100 yards passing:

By Pitt: 52 at Miami, 11-24-18 (6-for-24).
By Opponent: 8, Clemson, 12-1-18 (4-for-16).

Held opponent under 50 yards passing:

By Pitt: 48 at Georgia Tech, 9-23-17 (4-for-7).
By Opponent: 8, Clemson, 12-1-18 (4-for-16).

Held opponent under 100 yards rushing:

By Pitt: 30 at Boston College, 10-10-20 (41 att.).
By Opponent: 16, Clemson, 11-28-20 (24 att.).

Held opponent under 75 yards rushing:

By Pitt: 30 at Boston College, 10-10-20 (41 att.).
By Opponent: 16, Clemson, 11-28-20 (24 att.).

Held opponent under 50 yards rushing:

By Pitt: 30 at Boston College, 10-10-20 (41 att.).
By Opponent: 16, Clemson, 11-28-20 (24 att.).

Held opponent under 25 yards rushing:

By Pitt: 1 vs. Austin Peay, 9-12-20 (22 att.).
By Opponent: 16, Clemson, 11-28-20 (24 att.).

Held an opponent to negative yards rushing:

By Pitt: -1, vs. Louisville, 11-21-15 (24 att.).
By Opponent: -5, Georgia Tech, 11-2-13 (21 att.).

Forced six turnovers:

By Pitt: 6 at Duke, 10-5-19 (3 interceptions, 3 fumbles).
By Opponent: 6, Georgia Tech, 10-25-14 (6 fumbles).

Forced five turnovers:

By Pitt: 6 at Duke, 10-5-19 (3 interceptions, 3 fumbles).
By Opponent: 5, Clemson, 11-28-20 (4 interceptions, 1 fumble).

Forced four turnovers:

By Pitt: 6 at Duke, 10-5-19 (3 interceptions, 3 fumbles).
By Opponent: 5, Clemson, 11-28-20 (4 interceptions, 1 fumble).

Forced three interceptions:

By Pitt: 3 at Florida State, 11-7-20.
By Opponent: 4, Clemson, 11-28-20.

Recovered three fumbles:

By Pitt: 3 at Duke, 10-5-19.
By Opponent: 3, Boston College, 11-30-19.

PENALTIES

100+ yards in penalties:

By Pitt: 105 at Florida State, 9 penalties, 11-7-20.
By Opponent: 101, Clemson, 9 penalties, 11-12-16.

10+ penalties

By Pitt: 12 vs. Notre Dame, 93 yards, 10-24-20.
By Opponent: 11, NC State, 80 yards, 10-3-20.

Zero penalties:

By Pitt: vs. Youngstown State, 9-2-17.
By Opponent: West Virginia, 11-13-76.

OVERTIME GAMES

Overtime win at home:

By Pitt: 34-27 vs. North Carolina, 11-14-19.
By Opponent: Boston College, 31-30, 10-10-20.

Overtime win on the road:

By Pitt: 36-33 (4OT) at Notre Dame, 11-1-08.
By Opponent: Duke, 51-48 (2OT), 11-1-14.

PITT HISTORY IN OVERTIME GAMES

All-Time OT Games: 19 (9-10)

1OT Games: 10 (6-4)

2OT Games: 6 (1-5)

3OT Games: 2 (1-1)

4OT Games: 1 (1-0)

DATE	OPPONENT	RESULT
Sept. 14, 1996	Houston	L, 42-35
Oct. 25, 1997	at Rutgers	W, 55-48 (2OT)
Nov. 28, 1997	at West Virginia	W, 41-38 (3OT)
Oct. 7, 2000	at Syracuse	L, 24-17 (2OT)
Oct. 26, 2002	Boston College	W, 19-16
Sept. 25, 2004	Furman	W, 41-38
Oct. 16, 2004	Boston College	W, 20-17
Nov. 6, 2004	at Syracuse	L, 38-31 (2OT)
Sept. 9, 2005	at Ohio	L, 16-10
Nov. 11, 2006	at Connecticut	L, 46-45 (2OT)
Oct. 10, 2007	Navy	L, 48-45 (2OT)
Nov. 1, 2008	at Notre Dame	W, 36-33 (4OT)
Sept. 2, 2010	at Utah	L, 27-24
Nov. 3, 2012	at Notre Dame	L, 29-26 (3OT)
Nov. 1, 2014	Duke	L, 51-48 (2OT)
Sept. 2, 2017	Youngstown State	W, 28-21
Oct. 6, 2018	Syracuse	W, 44-37
Nov. 14, 2019	North Carolina	W, 34-27
Oct. 10, 2020	at Boston College	L, 31-30

Pitt wins in bold

NCAA Statistics

Pittsburgh - 2020-21 Football Ranking Summary thru games 12/05/2020

Statistic	National Rank	Conference Rank	Value	National Leader	Value	Conference Leader	Value
3rd Down Conversion Pct (127 ranked)	103	14	0.353	Alabama	0.586	Notre Dame	0.514
3rd Down Conversion Pct Defense (127 ranked)	26	3	0.353	Wisconsin	0.239	Notre Dame	0.264
4th Down Conversion Pct (126 ranked)	68	11	0.533	Boise St. Maryland	1.000	Clemson Miami (FL)	0.750 0.750
4th Down Conversion Pct Defense (126 ranked)	41	7	0.500	Rice Wisconsin Wyoming	0.000 0.000 0.000	Virginia	0.333
Blocked Kicks (30 ranked)	13	5	2	Army West Point	7	Florida St.	5
Blocked Kicks Allowed (127 ranked)	62	4	1	61 teams tied	0	Florida St. Notre Dame Virginia Tech	0 0 0
Blocked Punts (12 ranked)	5	2	2	4 teams tied	3	Duke	3
Blocked Punts Allowed (127 ranked)	91	9	1	90 teams tied	0	8 teams tied	0
Completion Percentage (127 ranked)	93	11	0.583	Ohio St.	0.781	North Carolina	0.690
Defensive TDs (35 ranked)	35	8	1	Alabama Troy	4 4	Clemson Syracuse Wake Forest	3 3 3
Fewest Penalties (127 ranked)	124	13	82	Utah	8	Wake Forest	38
Fewest Penalties Per Game (127 ranked)	117	12	8.20	Coastal Carolina	3.10	Notre Dame	4.80
Fewest Penalty Yards (127 ranked)	122	11	717	Utah	77	Wake Forest	336
Fewest Penalty Yards Per Game (127 ranked)	111	10	71.70	Rice	23.75	Notre Dame	40.60
First Downs Defense (127 ranked)	88	7	185	Utah	37	Clemson	148
First Downs Offense (127 ranked)	31	9	199	Arkansas St.	269	North Carolina	268
Fumbles Lost (127 ranked)	41	4	4	San Jose St. Washington Washington St.	0 0 0	Wake Forest	1
Fumbles Recovered (116 ranked)	51	9	5	UCF	13	Boston College Georgia Tech	12 12
Kickoff Return Defense (127 ranked)	33	3	18.35	Arizona	10.00	Virginia Tech	17.37
Kickoff Returns (126 ranked)	41	8	21.43	Wake Forest	34.00	Wake Forest	34.00
Net Punting (127 ranked)	13	3	41.88	Georgia	45.66	Miami (FL)	44.67
Passes Had Intercepted (127 ranked)	113	8	11	4 teams tied	0	Wake Forest	0
Passes Intercepted (120 ranked)	9	3	12	Indiana	17	Clemson Syracuse	13 13
Passing Offense (127 ranked)	37	6	266.1	Florida	376.7	Clemson	346.0
Passing Yards Allowed (127 ranked)	82	7	245.6	Wisconsin	157.0	Louisville	185.7
Passing Yards per Completion (127 ranked)	79	13	11.67	Western Mich.	19.07	North Carolina	14.97
Punt Return Defense (127 ranked)	87	10	9.22	Utah	-4.00	Duke	1.00
Punt Returns (127 ranked)	42	7	9.50	Kansas St.	22.07	Syracuse	14.23
Red Zone Defense (126 ranked)	24	1	0.759	Indiana	0.579	Pittsburgh	0.759
Red Zone Offense (127 ranked)	27	3	0.902	4 teams tied	1.000	Wake Forest	0.944
Rushing Defense (127 ranked)	6	1	93.1	Wisconsin	72.2	Pittsburgh	93.1
Rushing Offense (127 ranked)	119	14	100.2	Air Force	336.0	Virginia Tech	238.9
Sacks Allowed (127 ranked)	77	6	2.40	Buffalo	0.00	Clemson	1.60
Scoring Defense (127 ranked)	42	4	25.0	Marshall	11.4	Notre Dame	17.1
Scoring Offense (127 ranked)	65	9	28.5	Buffalo	50.8	Clemson	46.0
Tackles for Loss Allowed (127 ranked)	108	11	7.60	Buffalo	2.00	Virginia	4.00
Team Passing Efficiency (127 ranked)	95	11	120.82	Western Mich.	208.41	North Carolina	179.14
Team Passing Efficiency Defense (127 ranked)	42	5	130.09	Northwestern	93.76	Clemson	112.70
Team Sacks (127 ranked)	3	1	4.30	Fresno St.	4.40	Pittsburgh	4.30
Team Tackles for Loss (127 ranked)	1	1	10.5	Pittsburgh Colorado St.	10.5 10.5	Pittsburgh	10.5
Time of Possession (127 ranked)	56	7	30:28	Wisconsin	38:58	Notre Dame	34:09
Total Defense (127 ranked)	27	3	338.7	Wisconsin	229.2	Clemson	302.0
Total Offense (127 ranked)	87	14	366.3	Kent St.	606.5	North Carolina	534.5
Turnover Margin (126 ranked)	53	7	0.20	Wake Forest	2.14	Wake Forest	2.14
Turnovers Gained (127 ranked)	14	4	17	Syracuse	24	Syracuse	24
Turnovers Lost (127 ranked)	101	8	15	Wake Forest Washington St.	1 1	Wake Forest	1
Winning Percentage (117 ranked)	63	9	0.500	9 teams tied	1.000	Notre Dame	1.000

Statistic	Player	National Rank	Conference Rank	Value	National Leader	Value	Conference Leader	Value
All Purpose (200 ranked)	DJ Turner Jordan Addison	110 156	10 20	94.80 84.56	Jaret Patterson, Buffalo	230.00	Khalil Herbert, Virginia Tech	162.90
Blocked Kicks (5 ranked)					4 players tied		Isaiah Fisher-Smith, Duke V. Jones, NC State Marvin Wilson, Florida St.	3 3 3
Combined Kick Returns (200 ranked)	DJ Turner	30	4	358	Jeremiah Haydel, Texas St.	687	Nykeim Johnson, Syracuse	564
Completion Percentage (113 ranked)	Kenny Pickett	52	9	0.624	Justin Fields, Ohio St.	0.781	Trevor Lawrence, Clemson	0.692
Completions Per Game (100 ranked)	Kenny Pickett	11	1	23.25	Kedon Slovis, Southern California	31.33	Kenny Pickett, Pittsburgh	23.25
Field Goal Percentage (97 ranked)	Alex Kessman	45	10	0.760	5 players tied	1.000	Jose Borregales, Miami (FL)	0.938
Field Goals Per Game (124 ranked)	Alex Kessman	7	1	1.90	6 players tied	2.00	Alex Kessman, Pittsburgh	1.90
Forced Fumbles (64 ranked)	Rashad Weaver	25	4	0.33	Evan Fields, Arizona St.	1.00	Curtis Ryans, Georgia Tech	0.43
Fumbles Recovered (72 ranked)	Deslin Alexandre Phil Campbell Patrick Jones II Noah Palmer Rashad Weaver	72 72 72 72 72	15 15 15 15 15	1 1 1 1 1	Tavante Beckett, Marshall Zach VanValkenburg, Iowa	4 4	Drew Jordan, Duke	3
Interceptions Per Game (135 ranked)	Jason Pinnock Marquis Williams	135 135	11 11	0.2 0.2	Shakur Brown, Michigan St. Brandon Joseph, Northwestern	0.8 0.8	Nick Andersen, Wake Forest	0.4
Kickoff Return TDs (4 ranked)					Trestan Ebner, Baylor Avery Williams, Boise St. Chris Smith, Louisiana		2 Donavon Greene, Wake Forest 2 Trebor Pena, Syracuse 2 Zonovan Knight, NC State	1 1 1
Kickoff Returns (82 ranked)					De'Montre Tuggle, Ohio	45.0	Khalil Herbert, Virginia Tech	26.9
Passes Defended (26 ranked)					Shemar Jean-Charles, App State	1.7	Kei'Trel Clark, Louisville	1.2
Passing Efficiency (113 ranked)	Kenny Pickett	66	11	132.7	Kaleb Eleby, Western Mich.	212.7	Sam Howell, North Carolina	181.8
Passing TDs (115 ranked)	Kenny Pickett	40	8	12	Kyle Trask, Florida	38	Sam Howell, North Carolina	26
Passing Yards (130 ranked)	Kenny Pickett	18	6	2,212	Dillon Gabriel, UCF	3,353	Sam Howell, North Carolina	3,129
Passing Yards Per Game (130 ranked)	Kenny Pickett	20	3	276.5	Dillon Gabriel, UCF	372.6	Sam Howell, North Carolina	312.9
Passing Yards per Completion (113 ranked)	Kenny Pickett	70	14	11.89	Kaleb Eleby, Western Mich.	19.27	Sam Howell, North Carolina	15.26
Points Responsible For (182 ranked)	Kenny Pickett Alex Kessman	30 63	8 14	114 86	Kyle Trask, Florida	228	Sam Howell, North Carolina	180
Points Responsible For Per Game (199 ranked)	Kenny Pickett Alex Kessman	37 116	6 18	14.2 8.6	Kyle Trask, Florida	25.3	Trevor Lawrence, Clemson	19.5
Punt Return TDs (3 ranked)	Todd Sibley Jr.	3	1	1	Phillip Brooks, Kansas St. Darius Davis, TCU	2 2	5 players tied	1
Punt Returns (43 ranked)	DJ Turner	21	3	8.4	Marcus Jones, Houston	21.6	Dazz Newsome, North Carolina	10.2
Punting (81 ranked)	Kirk Christodoulou	17	5	44.7	Michael Turk, Arizona St.	49.5	Pressley Harvin III, Georgia Tech	47.6
Receiving TDs (124 ranked)	Jordan Addison	86	17	4	Jaelon Darden, North Texas	15	Zay Flowers, Boston College	9
Receiving Yards (199 ranked)	Jordan Addison DJ Turner Shocky Jacques-Louis	31 55 187	11 15 37	652 552 327	Elijah Moore, Ole Miss	1,193	Dyami Brown, North Carolina	932
Receiving Yards Per Game (200 ranked)	Jordan Addison DJ Turner	58 131	7 19	72.4 55.2	Elijah Moore, Ole Miss	149.1	Jaquarii Roberson, Wake Forest	93.9
Receptions Per Game (198 ranked)	Jordan Addison DJ Turner	23 148	3 14	6.3 3.9	Elijah Moore, Ole Miss	10.8	Billy Kemp, Virginia	6.4
Rush Yards Per Carry (156 ranked)	Vincent Davis	144	23	3.26	Jaret Patterson, Buffalo	8.60	Khalil Herbert, Virginia Tech	7.61
Rushing TDs (162 ranked)	Kenny Pickett Vincent Davis	38 84	8 18	7 5	Breece Hall, Iowa St. Najee Harris, Alabama	17 17	Javonte Williams, North Carolina	16
Rushing Yards (199 ranked)	Vincent Davis	130	26	385	Breece Hall, Iowa St.	1,357	Khalil Herbert, Virginia Tech	1,020
Rushing Yards Per Game (200 ranked)					Jaret Patterson, Buffalo	230.0	Javian Hawkins, Louisville	102.8
Sacks (144 ranked)	Patrick Jones II Rashad Weaver Phil Campbell	17 28 144	1 3 15	0.90 0.83 0.45	Tyler Johnson, Arizona St.	2.00	Patrick Jones II, Pittsburgh	0.90
Scoring (197 ranked)	Alex Kessman Kenny Pickett	34 189	6 24	8.6 5.2	Jaret Patterson, Buffalo	24.0	Javonte Williams, North Carolina	11.4
Solo Tackles (48 ranked)					Nate Landman, Colorado	8.5	Chamarri Conner, Virginia Tech Payton Wilson, NC State	5.7 5.7
Tackles For Loss (55 ranked)	Rashad Weaver SirVocea Dennis Patrick Jones II	19 22 47	1 2 7	1.6 1.6 1.3	Tyler Johnson, Arizona St.	3.2	Rashad Weaver, Pittsburgh	1.6
Total Interceptions (51 ranked)	Paris Ford Damar Hamlin Jason Pinnock Marquis Williams	19 51 51 51	2 8 8 8	3 2 2 2	4 players tied		5 Mikel Jones, Syracuse	4
Total Offense (200 ranked)	Kenny Pickett	27	6	291.0	Dillon Gabriel, UCF	387.9	Sam Howell, North Carolina	324.5
Total Points Scored (132 ranked)	Alex Kessman Kenny Pickett	12 132	4 29	86 42	Breece Hall, Iowa St. Javonte Williams, North Carolina	114 114	Javonte Williams, North Carolina	114
Total Tackles (496 ranked)	Damar Hamlin SirVocea Dennis Cam Bright	203 277 496	17 26 52	6.6 6.1 4.8	Olakunle Fatukasi, Rutgers	13.3	Nick Jackson, Virginia	10.9
Total Touchdowns (100 ranked)	Kenny Pickett Vincent Davis	70 100	16 19	7 6	Breece Hall, Iowa St. Javonte Williams, North Carolina	19 19	Javonte Williams, North Carolina	19
Yards per Pass Attempt (113 ranked)	Kenny Pickett	60	12	7.42	Kaleb Eleby, Western Mich.	12.40	Sam Howell, North Carolina	10.50
Yards per Reception (200 ranked)	DJ Turner	140	21	14.15	Jaylen Hall, Western Mich.	28.91	Lavel Davis Jr., Virginia	25.88

The Automated ScoreBook
Pitt Game Results (as of Dec 07, 2020)
All games

Date	Opponent		Score	Overall	Conference	Time	Attend
9/12/20	AUSTIN PEAY	W	55-0	1-0	0-0	2:59	
* 9/19/20	SYRACUSE	W	21-10	2-0	1-0	3:09	
* 9/26/20	#24 LOUISVILLE	W	23-20	3-0	2-0	3:24	
* 10/3/20	NC STATE	L	29-30	3-1	2-1	3:48	
* 10/10/20	at Boston College	Lo	30-31	3-2	2-2	3:46	
* 10/17/20	at #13 Miami (FL)	L	19-31	3-3	2-3	3:16	9000
* 10/24/20	#3 NOTRE DAME	L	3-45	3-4	2-4	3:18	5451
* 11/7/20	at Florida St.	W	41-17	4-4	3-4	3:36	16568
* 11/21/20	VIRGINIA TECH	W	47-14	5-4	4-4	3:20	4612
* 11/28/20	at #4 Clemson	L	17-52	5-5	4-5	3:51	18819

The Automated ScoreBook
Pitt Overall Team Statistics (as of Dec 07, 2020)
All games

Team Statistics	UP	OPP
SCORING	285	250
Points Per Game	28.5	25.0
Points Off Turnovers	58	66
FIRST DOWNS	199	185
Rushing	59	70
Passing	116	88
Penalty	24	27
RUSHING YARDAGE	1002	931
Yards gained rushing	1318	1353
Yards lost rushing	316	422
Rushing Attempts	335	359
Average Per Rush	3.0	2.6
Average Per Game	100.2	93.1
TDs Rushing	18	10
PASSING YARDAGE	2661	2456
Comp-Att-Int	228-391-11	192-341-12
Average Per Pass	6.8	7.2
Average Per Catch	11.7	12.8
Average Per Game	266.1	245.6
TDs Passing	13	21
TOTAL OFFENSE	3663	3387
Total Plays	726	700
Average Per Play	5.0	4.8
Average Per Game	366.3	338.7
KICK RETURNS: #-Yards	14-300	20-367
PUNT RETURNS: #-Yards	18-171	9-83
INT RETURNS: #-Yards	12-152	11-84
KICK RETURN AVERAGE	21.4	18.4
PUNT RETURN AVERAGE	9.5	9.2
INT RETURN AVERAGE	12.7	7.6
FUMBLES-LOST	19-4	9-5
PENALTIES-Yards	82-717	65-536
Average Per Game	71.7	53.6
PUNTS-Yards	52-2281	62-2523
Average Per Punt	43.9	40.7
Net punt average	41.9	37.0
KICKOFFS-Yards	61-3871	49-2873
Average Per Kick	63.5	58.6
Net kick average	41.5	40.8
TIME OF POSSESSION/Game	30:28	29:32
3RD-DOWN Conversions	55/156	54/153
3rd-Down Pct	35%	35%
4TH-DOWN Conversions	8/15	8/16
4th-Down Pct	53%	50%
SACKS BY-Yards	43-279	24-169
MISC YARDS	0	0
TOUCHDOWNS SCORED	33	32
FIELD GOALS-ATTEMPTS	19-25	9-13
ON-SIDE KICKS	0-0	0-0
RED-ZONE SCORES	(37-41) 90%	(22-29) 76%
RED-ZONE TOUCHDOWNS	(26-41) 63%	(16-29) 55%
PAT-ATTEMPTS	(30-31) 97%	(31-31) 100%
ATTENDANCE	10063	44387
Games/Avg Per Game	6/1677	4/11097
Neutral Site Games		0/0

Score by Quarters	1st	2nd	3rd	4th	OT	Total
Pitt	74	95	68	42	6	285
Opponents	82	90	48	23	7	250

The Automated ScoreBook
Pitt Overall Individual Statistics (as of Dec 07, 2020)
All games

Rushing	gp	att	gain	loss	net	avg	td	lg	avg/g
Vincent Davis	10	118	460	75	385	3.3	5	28	38.5
A.J. Davis	9	51	247	6	241	4.7	1	31	26.8
Kenny Pickett	8	67	236	120	116	1.7	7	18	14.5
Israel Abanikanda	7	28	102	7	95	3.4	1	10	13.6
Daniel Carter	8	14	64	7	57	4.1	1	9	7.1
Jordan Addison	9	8	57	2	55	6.9	0	15	6.1
Todd Sibley Jr.	6	13	59	5	54	4.2	1	13	9.0
DJ Turner	10	8	43	5	38	4.8	0	18	3.8
Shocky Jacques-Louis	10	5	21	4	17	3.4	0	8	1.7
Nick Patti	2	7	16	5	11	1.6	2	13	5.5
Davis Beville	5	3	10	6	4	1.3	0	10	0.8
Brandon Hill	9	1	3	0	3	3.0	0	3	0.3
TEAM	6	7	0	29	-29	-4.1	0	0	-4.8
Joey Yellen	6	5	0	45	-45	-9.0	0	0	-7.5
Total	10	335	1318	316	1002	3.0	18	31	100.2
Opponents	10	359	1353	422	931	2.6	10	88	93.1

Passing	gp	effic	comp-att-int	pct	yds	td	lg	avg/g
Kenny Pickett	8	132.69	186-298-8	62.4	2212	12	75	276.5
Joey Yellen	6	84.70	35-78-3	44.9	402	1	55	67.0
Davis Beville	5	75.20	5-10-0	50.0	30	0	16	6.0
Nick Patti	2	68.56	2-5-0	40.0	17	0	9	8.5
Total	10	120.82	228-391-11	58.3	2661	13	75	266.1
Opponents	10	130.09	192-341-12	56.3	2456	21	77	245.6

Receiving	gp	no.	yds	avg	td	lg	avg/g
Jordan Addison	9	57	652	11.4	4	75	72.4
DJ Turner	10	39	552	14.2	2	64	55.2
Shocky Jacques-Louis	10	26	327	12.6	0	68	32.7
Vincent Davis	10	24	154	6.4	1	19	15.4
Taysir Mack	7	21	284	13.5	2	40	40.6
Jared Wayne	7	16	266	16.6	1	49	38.0
A.J. Davis	9	10	45	4.5	0	22	5.0
Tre Tipton	8	9	85	9.4	0	20	10.6
Jaylon Barden	8	7	140	20.0	1	68	17.5
Daniel Moraga	10	4	42	10.5	1	23	4.2
Kyi Wright	7	3	34	11.3	0	16	4.9
Garrett Bickhart	1	2	16	8.0	0	10	16.0
Gavin Thomson	6	2	12	6.0	0	13	2.0
Israel Abanikanda	7	2	11	5.5	1	15	1.6
Jake Zilinskas	9	1	14	14.0	0	14	1.6
Todd Sibley Jr.	6	1	7	7.0	0	7	1.2
Lucas Krull	1	1	6	6.0	0	6	6.0
John Vardzel	10	1	5	5.0	0	5	0.5
Daniel Carter	8	1	5	5.0	0	5	0.6
Kaymar Mimes	9	1	4	4.0	0	4	0.4
Total	10	228	2661	11.7	13	75	266.1
Opponents	10	192	2456	12.8	21	77	245.6

Punt Returns	no.	yds	avg	td	lg
DJ Turner	14	117	8.4	0	25
Jordan Addison	2	15	7.5	0	21
Todd Sibley Jr.	1	25	25.0	1	11
Brandon George	1	14	14.0	0	14
Total	18	171	9.5	1	25
Opponents	9	83	9.2	1	17

Interceptions	no.	yds	avg	td	lg
Paris Ford	3	34	11.3	0	34
Damar Hamlin	2	4	2.0	0	4
Marquis Williams	2	45	22.5	0	34
Jason Pinnock	2	20	10.0	0	20
Erick Hallett	1	0	0.0	0	0
A.J. Woods	1	-1	-1.0	0	0
Brandon Hill	1	50	50.0	1	50
Total	12	152	12.7	1	50
Opponents	11	84	7.6	0	40

Kick Returns	no.	yds	avg	td	lg
DJ Turner	11	241	21.9	0	42
Jordan Addison	2	39	19.5	0	20
Vincent Davis	1	20	20.0	0	20
Total	14	300	21.4	0	42
Opponents	20	367	18.4	0	25

Fumble Returns	no.	yds	avg	td	lg
Noah Palmer	1	33	33.0	0	17
Rashad Weaver	1	5	5.0	0	5
Total	2	38	19.0	0	17
Opponents	1	57	57.0	0	57

The Automated ScoreBook
Pitt Overall Individual Statistics (as of Dec 07, 2020)
All games

Scoring	td	fg	PAT				dxp	saf	pts
			kick	rush	rcv	pass			
Alex Kessman	-	19-25	29-30	-	-	-	-	-	86
Kenny Pickett	7	-	-	-	-	0-1	-	-	42
Vincent Davis	6	-	-	-	-	-	-	-	36
Jordan Addison	4	-	-	-	-	-	-	-	24
Israel Abanikanda	2	-	-	-	-	-	-	-	12
Taysir Mack	2	-	-	-	-	-	-	-	12
Todd Sibley Jr.	2	-	-	-	-	-	-	-	12
Nick Patti	2	-	-	-	-	-	-	-	12
DJ Turner	2	-	-	-	-	-	-	-	12
Jaylon Barden	1	-	-	-	-	-	-	-	6
Daniel Moraga	1	-	-	-	-	-	-	-	6
A.J. Davis	1	-	-	-	-	-	-	-	6
Jared Wayne	1	-	-	-	-	-	-	-	6
Brandon Hill	1	-	-	-	-	-	-	-	6
Daniel Carter	1	-	-	-	-	-	-	-	6
Ben Sauls	-	-	1-1	-	-	-	-	-	1
TEAM	-	-	-	0-1	-	-	-	-	0
Total	33	19-25	30-31	0-1	-	0-1	-	-	285
Opponents	32	9-13	31-31	-	-	0-1	-	-	250

Total Offense	g	plays	rush	pass	total	avg/g
Kenny Pickett	8	365	116	2212	2328	291.0
Vincent Davis	10	118	385	0	385	38.5
Joey Yellen	6	83	-45	402	357	59.5
A.J. Davis	9	51	241	0	241	26.8
Israel Abanikanda	7	28	95	0	95	13.6
Daniel Carter	8	14	57	0	57	7.1
Jordan Addison	9	8	55	0	55	6.1
Todd Sibley Jr.	6	13	54	0	54	9.0
DJ Turner	10	8	38	0	38	3.8
Davis Beville	5	13	4	30	34	6.8
Nick Patti	2	12	11	17	28	14.0
Shocky Jacques-Louis	10	5	17	0	17	1.7
Brandon Hill	9	1	3	0	3	0.3
TEAM	6	7	-29	0	-29	-4.8
Total	10	726	1002	2661	3663	366.3
Opponents	10	700	931	2456	3387	338.7

Field Goals	fg	pct.	01-19	20-29	30-39	40-49	50-99	lg	blk
Alex Kessman	19-25	76.0	1-1	5-5	4-5	5-9	4-5	58	0

FG Sequence	Pitt	Opponents
Austin Peay	42	35
Syracuse	37,45	(26)
Louisville	(45),(41),(42)	(38),(34)
NC State	(27),(29),(42)	(39)
Boston College	55,49,(58)	(25),52
Miami (FL)	(33),(24),(36),(30)	(37)
Notre Dame	(45)	(21)
Florida St.	(51),45,(19)	(47)
Virginia Tech	(22),(30),(52),(53)	38
Clemson	(23)	(46),41

Punting	no.	yds	avg	lg	tb	fc	i20	50+	blk
Kirk Christodoulou	51	2281	44.7	61	1	29	22	14	0
TEAM	1	0	0.0	0	0	0	0	0	1
Total	52	2281	43.9	61	1	29	22	14	1
Opponents	62	2523	40.7	62	3	23	16	9	2

Kickoffs	no.	yds	avg	tb	ob	retn	net	ydln
Alex Kessman	61	3871	63.5	39	0			
Total	61	3871	63.5	39	0	18.4	41.5	23
Opponents	49	2873	58.6	23	2	21.4	40.8	24

Numbers in (parentheses) indicate field goal was made.

The Automated ScoreBook
Pitt Overall Individual Statistics (as of Dec 07, 2020)
All games

All Purpose	g	rush	rcv	pr	kr	ir	total	avg/g
DJ Turner	10	38	552	117	241	0	948	94.8
Jordan Addison	9	55	652	15	39	0	761	84.6
Vincent Davis	10	385	154	0	20	0	559	55.9
Shocky Jacques	10	17	327	0	0	0	344	34.4
A.J. Davis	9	241	45	0	0	0	286	31.8
Taysir Mack	7	0	284	0	0	0	284	40.6
Jared Wayne	7	0	266	0	0	0	266	38.0
Jaylon Barden	8	0	140	0	0	0	140	17.5
Kenny Pickett	8	116	0	0	0	0	116	14.5
Israel Abanikand	7	95	11	0	0	0	106	15.1
Todd Sibley Jr.	6	54	7	25	0	0	86	14.3
Tre Tipton	8	0	85	0	0	0	85	10.6
Daniel Carter	8	57	5	0	0	0	62	7.8
Brandon Hill	9	3	0	0	0	50	53	5.9
Marquis William	9	0	0	0	0	45	45	5.0
Daniel Moraga	10	0	42	0	0	0	42	4.2
Kyi Wright	7	0	34	0	0	0	34	4.9
Paris Ford	7	0	0	0	0	34	34	4.9
Jason Pinnock	9	0	0	0	0	20	20	2.2
Garrett Bickhart	1	0	16	0	0	0	16	16.0
Jake Zilinskas	9	0	14	0	0	0	14	1.6
Brandon George	10	0	0	14	0	0	14	1.4
Gavin Thomson	6	0	12	0	0	0	12	2.0
Nick Patti	2	11	0	0	0	0	11	5.5
Lucas Krull	1	0	6	0	0	0	6	6.0
John Vardzel	10	0	5	0	0	0	5	0.5
Kaymar Mimes	9	0	4	0	0	0	4	0.4
Damar Hamlin	10	0	0	0	0	4	4	0.4
Davis Beville	5	4	0	0	0	0	4	0.8
A.J. Woods	10	0	0	0	0	-1	-1	-0.1
TEAM	6	-29	0	0	0	0	-29	-4.8
Joey Yellen	6	-45	0	0	0	0	-45	-7.5
Total	10	1002	2661	171	300	152	4286	428.6
Opponents	10	931	2456	83	367	84	3921	392.1

The Automated ScoreBook
Pitt Overall Defensive Statistics (as of Dec 07, 2020)
All games

##	Defensive Leaders	gp	Tackles				Sacks no-yds	Pass defense			Fumbles		blkd	
			ua	a	tot	tfl/yds		int-yds	brup	qbh	rcv-yds	ff	kick	saf
3	Damar Hamlin	10	37	30	67	3.5-12	.	2-4	7
32	SirVocea Dennis	9	34	21	55	14.0-62	4.0-30	.	.	6
38	Cam Bright	10	30	18	48	7.5-36	3.5-25	.	1	3	.	1	.	.
12	Paris Ford	7	28	17	45	3.5-12	.	3-34	3	1
24	Phil Campbell	10	21	20	41	7.0-28	4.5-23	.	.	2	1-0	.	.	.
36	Chase Pine	10	23	14	37	5.5-13	1.5-6	.	2	3
91	Patrick Jones II	10	19	18	37	13.0-90	9.0-85	.	2	5	1-0	.	.	.
17	Rashad Weaver	9	19	16	35	14.5-52	7.5-36	.	2	12	1-5	3	.	.
31	Erick Hallett	9	18	9	27	2.0-6	.	1-0	3
8	Calijah Kancey	10	12	13	25	7.0-21	1.5-9	.	2	3
9	Brandon Hill	9	13	9	22	1.5-2	.	1-50	1	.	.	2	.	.
14	Marquis Williams	9	16	5	21	.	.	2-45	4
95	Devin Danielson	10	5	16	21	3.0-16	2.0-13	.	.	1
15	Jason Pinnock	9	16	2	18	1.0-3	.	2-20	4
25	A.J. Woods	10	13	2	15	1.0-2	.	1--1	1
5	Deslin Alexandre	10	9	6	15	4.5-16	2.0-7	.	2	1	1-0	.	.	.
30	Brandon George	10	7	7	14
0	John Petrishen	10	4	8	12	2.0-2	1	.
6	John Morgan	10	7	5	12	6.0-29	3.0-21	.	.	4
2	David Green	8	4	7	11	2.0-4	1.5-4
92	Tyler Bentley	8	4	5	9	2.0-5
26	Judson Tallandier	10	6	2	8
21	Rashad Battle	10	5	2	7
20	Wendell Davis	2	.	7	7	0.5-1
10	Keyshon Camp	6	3	3	6	2
90	Deandre Jules	6	2	4	6	1.5-3	0.5-2
27	Buddy Mack III	10	5	1	6
11	Bangally Kamara	10	1	4	5
50	Dayon Hayes	4	2	1	3	2.5-18	2.5-18	1	.	.
16	Nate Temple	5	1	1	2	.	.	.	1	1
18	Shocky Jacques-Louis	10	2	.	2
45	Noah Palmer	2	.	2	2	1-33	.	.	.
44	A.J. Roberts	5	1	1	2
87	Habakkuk Baldonado	3	1	1	2
2S	Todd Sibley Jr.	6	1	1	2	1	.
2B	Paris Brown	1	2	.	2
57	Bam Brima	3	.	1	1
59	Carson Van Lynn	10	.	1	1
68	Blake Zubovic	7	1	.	1
94	Cal Adomitis	10	.	1	1
6T	Tre Tipton	8	1	.	1
8P	Kenny Pickett	8	1	.	1
5W	Jared Wayne	7	1	.	1
1M	Taysir Mack	7	.	1	1
TM	TEAM	6	1	.	1
3A	Jordan Addison	9	1	.	1
7	DJ Turner	10	1	.	1
96	Chris Maloney	2	1
Total		10	378	282	660	105-433	43-279	12-152	36	44	5-38	7	2	.
Opponents		10	399	236	635	76-322	24-169	11-84	41	40	4-57	14	1	.

The Automated ScoreBook
Pitt Team Game-by-Game (as of Dec 07, 2020)
All games

TEAM STATISTICS

		Rushing				Receiving				Passing				Kick Returns				Punt Returns				tot		
Date	Opponent	no.	yds	td	lg	no.	yds	td	lg	cmp	att	int	yds	td	lg	no.	yds	td	lg	no.	yds	td	lg	off
9/12/20	AUSTIN PEAY	35	147	6	17	19	309	1	68	19-28-0	309	1	68	1	9	0	9	2	39	1	14		456	
9/19/20	SYRACUSE	44	127	1	14	25	215	2	27	25-36-1	215	2	27	0	0	0	0	1	-6	0	0		342	
9/26/20	LOUISVILLE	40	156	0	21	23	220	2	40	23-38-1	220	2	40	2	39	0	20	1	21	0	21		376	
10/3/20	NC STATE	37	92	2	15	22	411	1	75	22-40-0	411	1	75	1	20	0	20	2	37	0	25		503	
10/10/20	at Boston College	40	98	2	14	24	266	2	29	24-47-1	266	2	29	2	60	0	42	1	16	0	16		364	
10/17/20	at Miami (FL)	26	22	0	12	23	278	1	55	23-47-0	278	1	55	1	14	0	14	2	16	0	9		300	
10/24/20	NOTRE DAME	20	44	0	19	12	118	0	33	12-33-3	118	0	33	4	81	0	32	2	-8	0	0		162	
11/7/20	at Florida St.	37	148	4	28	21	210	0	49	21-27-0	210	0	49	1	19	0	19	4	33	0	11		358	
11/21/20	VIRGINIA TECH	32	152	3	31	35	404	2	64	35-52-1	404	2	64	1	19	0	19	1	0	0	0		556	
11/28/20	at Clemson	24	16	0	18	24	230	2	29	24-43-4	230	2	29	1	39	0	39	2	23	0	13		246	
Pitt		335	1002	18	31	228	2661	13	75	228-391-11	2661	13	75	14	300	0	42	18	171	1	25		3663	
		359	931	10	88	192	2456	21	77	192-341-12	2456	21	77	20	367	0	25	9	83	1	17		3387	

Games: 10 • Avg/rush: 3.0 • Avg/catch: 11.7 • Pass effic: 120.82 • KR avg: 21.4 • PR avg: 9.5 • All purpose avg/game: 428.6 • Total offense avg/gm: 366.3

Date	Opponent	Tackles				Sacks no-yds	Fumble		Pass Defense			blkd kick	PAT Attempts			off		
		ua	a	total	tfl-yds		ff	fr-yds	int-yds	qbh	brup		kick	rush	rcv	saf	t/o	pts
9/12/20	AUSTIN PEAY	23	40	63	8.0-33	3.0-20	1	1-33	2-0	3	5	1	7-7	0	0	0	7	55
9/19/20	SYRACUSE	25	46	71	14.0-53	7.0-40	1	1-0	1-0	1	1	0	3-3	0	0	0	7	21
9/26/20	LOUISVILLE	28	20	48	12.0-43	7.0-28	1	0-0	3-11	5	3	0	2-2	0	0	0	3	23
10/3/20	NC STATE	31	30	61	5.0-28	2.0-14	0	0-0	0-0	7	4	0	2-2	0	0	0	0	29
10/10/20	at Boston College	39	28	67	13.0-81	6.0-62	1	1-5	0-0	3	3	0	3-4	0	0	0	0	30
10/17/20	at Miami (FL)	34	36	70	15.0-39	4.0-19	0	0-0	2-68	2	5	0	1-1	0	0	0	10	19
10/24/20	NOTRE DAME	50	28	78	12.0-37	2.0-5	1	0-0	0-0	11	3	0	0-0	0	0	0	0	3
11/7/20	at Florida St.	46	20	66	14.0-67	7.0-50	1	0-0	3-53	5	3	0	5-5	0	0	0	21	41
11/21/20	VIRGINIA TECH	43	20	63	4.0-23	2.0-20	0	1-0	1-20	4	3	0	5-5	0	0	0	3	47
11/28/20	at Clemson	59	14	73	8.0-29	3.0-21	1	1-0	0-0	3	6	1	2-2	0	0	0	7	17
Pitt		378	282	660	105.0-433	43.0-279	7	5-38	12-152	44	36	2	30-31	0	0	0	58	285
		399	236	635	76.0-322	24.0-169	14	4-57	11-84	40	41	1	31-31	0	0	0	66	250

Date	Opponent	Punting									Field Goals			Kickoffs				
		no.	yds	avg	long	blkd	tb	fc	50+	i20	md-att	long	blkd	no.	yds	avg	tb	ob
9/12/20	AUSTIN PEAY	3	148	49.3	59	0	1	0	1	1	0-1	0	0	9	567	63.0	4	0
9/19/20	SYRACUSE	4	157	39.2	43	0	0	1	0	0	0-2	0	0	4	256	64.0	1	0
9/26/20	LOUISVILLE	4	172	43.0	51	0	0	3	1	2	3-3	45	0	6	390	65.0	6	0
10/3/20	NC STATE	4	184	46.0	56	0	0	1	1	1	3-3	42	0	7	441	63.0	5	0
10/10/20	at Boston College	5	232	46.4	61	0	0	3	2	3	1-3	58	0	5	319	63.8	4	0
10/17/20	at Miami (FL)	6	282	47.0	56	0	0	3	3	4	4-4	36	0	6	390	65.0	6	0
10/24/20	NOTRE DAME	8	267	33.4	43	1	0	4	0	4	1-1	45	0	2	129	64.5	1	0
11/7/20	at Florida St.	5	255	51.0	58	0	0	3	3	2	2-3	51	0	8	501	62.6	5	0
11/21/20	VIRGINIA TECH	3	123	41.0	48	0	0	2	0	0	4-4	53	0	10	643	64.3	5	0
11/28/20	at Clemson	10	461	46.1	53	0	0	9	3	5	1-1	23	0	4	235	58.8	2	0
Pitt		52	2281	43.9	61	1	1	29	14	22	19-25	58	0	61	3871	63.5	39	0
		62	2523	40.7	62	2	3	23	9	16	9-13	47	0	49	2873	58.6	23	2

The Automated ScoreBook
Pitt Opponent Game-by-Game (as of Dec 07, 2020)
All games

OPPONENT STATISTICS

		Rushing				Receiving				Passing				Kick Returns				Punt Returns				tot		
Date	Opponent	no.	yds	td	lg	no.	yds	td	lg	cmp	att	int	yds	td	lg	no.	yds	td	lg	no.	yds	td	lg	off
9/12/20	AUSTIN PEAY	22	1	0	6	16	136	0	57	16-33-2	136	0	57	5	93	0	23	1	8	0	8		137	
9/19/20	SYRACUSE	34	51	0	12	13	120	1	69	13-24-1	120	1	69	3	52	0	22	2	25	0	17		171	
9/26/20	LOUISVILLE	30	116	1	75	9	107	1	27	9-21-3	107	1	27	0	0	0	0	1	7	0	7		223	
10/3/20	NC STATE	30	62	0	14	28	336	4	35	28-45-0	336	4	35	2	35	0	19	0	0	0	0		398	
10/10/20	at Boston College	41	30	1	13	19	358	3	77	19-35-0	358	3	77	1	18	0	18	1	11	0	11		388	
10/17/20	at Miami (FL)	42	109	0	22	16	222	4	45	16-31-2	222	4	45	0	0	0	0	1	0	0	0		331	
10/24/20	NOTRE DAME	50	115	2	18	17	319	3	73	17-33-0	319	3	73	1	17	0	17	3	32	1	1		434	
11/7/20	at Florida St.	35	146	2	88	23	144	0	22	23-41-3	144	0	22	2	32	0	21	0	0	0	0		290	
11/21/20	VIRGINIA TECH	37	156	0	30	16	278	2	55	16-26-1	278	2	55	5	100	0	25	0	0	0	0		434	
11/28/20	at Clemson	38	145	4	15	35	436	3	70	35-52-0	436	3	70	1	20	0	20	0	0	0	0		581	
Opponents		359	931	10	88	192	2456	21	77	192-341-12	2456	21	77	20	367	0	25	9	83	1	17		3387	
		335	1002	18	31	228	2661	13	75	228-391-11	2661	13	75	14	300	0	42	18	171	1	25		3663	

Games: 10 • Avg/rush: 2.6 • Avg/catch: 12.8 • Pass effic: 130.09 • KR avg: 18.4 • PR avg: 9.2 • All purpose avg/game: 392.1 • Total offense avg/gm: 338.7

Date	Opponent	Tackles				Sacks no-yds	Fumble		Pass Defense			blkd kick	PAT Attempts			off		
		ua	a	total	tfl-yds		ff	fr-yds	int-yds	qbh	brup		kick	rush	rcv	saf	t/o	pts
9/12/20	AUSTIN PEAY	34	24	58	6.0-21	1.0-11	2	0-0	0-0	1	2	0	0-0	0	0	0	0	0
9/19/20	SYRACUSE	49	22	71	8.0-29	3.0-13	2	1-0	1-12	4	1	0	1-1	0	0	0	3	10
9/26/20	LOUISVILLE	48	24	72	11.0-47	3.0-13	3	1-0	1-40	2	5	0	2-2	0	0	0	7	20
10/3/20	NC STATE	37	30	67	10.0-27	1.0-6	0	0-0	0-0	7	7	0	3-3	0	0	0	0	30
10/10/20	at Boston College	40	28	68	6.0-31	1.0-15	0	0-0	1-0	3	10	0	4-4	0	0	0	0	31
10/17/20	at Miami (FL)	34	30	64	9.0-48	3.0-27	2	1-0	0-0	6	7	0	4-4	0	0	0	7	31
10/24/20	NOTRE DAME	24	16	40	6.0-27	3.0-19	1	0-0	3-16	6	2	1	6-6	0	0	0	21	45
11/7/20	at Florida St.	40	36	76	8.0-13	1.0-2	1	0-0	0-0	1	2	0	2-2	0	0	0	0	17
11/21/20	VIRGINIA TECH	51	18	69	4.0-17	2.0-10	1	0-0	1-3	8	3	0	2-2	0	0	0	0	14
11/28/20	at Clemson	42	8	50	8.0-62	6.0-53	2	1-57	4-13	2	2	0	7-7	0	0	0	28	52
Opponents		399	236	635	76.0-322	24.0-169	14	4-57	11-84	40	41	1	31-31	0	0	0	66	250
		378	282	660	105.0-433	43.0-279	7	5-38	12-152	44	36	2	30-31	0	0	0	58	285

		Punting									Field Goals			Kickoffs				
Date	Opponent	no.	yds	avg	long	blkd	tb	fc	50+	i20	md-att	long	blkd	no.	yds	avg	tb	ob
9/12/20	AUSTIN PEAY	9	228	25.3	43	1	0	3	0	0	0-1	0	0	1	54	54.0	0	0
9/19/20	SYRACUSE	6	263	43.8	53	0	1	1	1	2	1-1	26	0	3	186	62.0	2	1
9/26/20	LOUISVILLE	5	206	41.2	55	0	0	2	1	0	2-2	38	0	5	274	54.8	1	0
10/3/20	NC STATE	6	266	44.3	60	0	1	3	2	3	1-1	39	0	6	359	59.8	4	0
10/10/2	at Boston College	7	306	43.7	62	0	0	1	2	4	1-2	25	0	5	317	63.4	3	0
10/17/2	at Miami (FL)	6	310	51.7	60	0	0	4	2	1	1-1	37	0	6	340	56.7	3	0
10/24/2	NOTRE DAME	5	212	42.4	49	0	1	1	0	0	1-1	21	0	8	415	51.9	0	0
11/7/20	at Florida St.	6	269	44.8	49	0	0	2	0	3	1-1	47	0	3	195	65.0	2	0
11/21/2	VIRGINIA TECH	4	158	39.5	45	0	0	2	0	1	0-1	0	0	3	150	50.0	0	1
11/28/2	at Clemson	8	305	38.1	50	1	0	4	1	2	1-2	46	0	9	583	64.8	8	0
Opponents		62	2523	40.7	62	2	3	23	9	16	9-13	47	0	49	2873	58.6	23	2
		52	2281	43.9	61	1	1	29	14	22	19-25	58	0	61	3871	63.5	39	0

The Automated ScoreBook
Pitt Game Superlatives (as of Dec 07, 2020)
All games

INDIVIDUAL GAME HIGHS

Rushes	17	Vincent Davis vs Syracuse (9/19/20)
	17	Vincent Davis at Boston College (10/10/20)
Yards Rushing	80	A.J. Davis vs Virginia Tech (11/21/20)
TD Rushes	2	Vincent Davis vs Austin Peay (9/12/20)
	2	Kenny Pickett vs NC State (10/3/20)
	2	Nick Patti at Florida St. (11/7/20)
Long Rush	31	A.J. Davis vs Virginia Tech (11/21/20)
Pass attempts	52	Kenny Pickett vs Virginia Tech (11/21/20)
Pass completions	35	Kenny Pickett vs Virginia Tech (11/21/20)
Yards Passing	411	Kenny Pickett vs NC State (10/3/20)
TD Passes	2	Kenny Pickett vs Syracuse (9/19/20)
	2	Kenny Pickett vs Louisville (9/26/20)
	2	Kenny Pickett at Boston College (10/10/20)
	2	Kenny Pickett vs Virginia Tech (11/21/20)
	2	Kenny Pickett at Clemson (11/28/20)
Long Pass	75	Kenny Pickett vs NC State (10/3/20)
Receptions	15	DJ Turner vs Virginia Tech (11/21/20)
Yards Receiving	186	DJ Turner vs NC State (10/3/20)
TD Receptions	1	DJ Turner vs Austin Peay (9/12/20)
	1	Jordan Addison vs Syracuse (9/19/20)
	1	Jared Wayne vs Syracuse (9/19/20)
	1	Jordan Addison vs Louisville (9/26/20)
	1	Taysir Mack vs Louisville (9/26/20)
	1	Jordan Addison vs NC State (10/3/20)
	1	Taysir Mack at Boston College (10/10/20)
	1	Israel Abanikanda at Boston College (10/10/20)
	1	Daniel Moraga at Miami (FL) (10/17/20)
	1	DJ Turner vs Virginia Tech (11/21/20)
	1	Jaylon Barden vs Virginia Tech (11/21/20)
	1	Jordan Addison at Clemson (11/28/20)
	1	Vincent Davis at Clemson (11/28/20)
Long Reception	75	Jordan Addison vs NC State (10/3/20)
Field Goals	4	Alex Kessman at Miami (FL) (10/17/20)
	4	Alex Kessman vs Virginia Tech (11/21/20)
Long Field Goal	58	Alex Kessman at Boston College (10/10/20)
Punts	10	Kirk Christodoulou at Clemson (11/28/20)
Punting Avg	51.0	Kirk Christodoulou at Florida St. (11/7/20)
Long Punt	61	Kirk Christodoulou at Boston College (10/10/20)
Punts inside 20	5	Kirk Christodoulou at Clemson (11/28/20)
Long Punt Return	25	DJ Turner vs NC State (10/3/20)
Long Kickoff Return	42	DJ Turner at Boston College (10/10/20)
Tackles	12	Damar Hamlin at Miami (FL) (10/17/20)
Sacks	3.0	Patrick Jones II vs Louisville (9/26/20)
	3.0	Patrick Jones II at Boston College (10/10/20)
Tackles For Loss	4.5	SirVocea Dennis at Boston College (10/10/20)
Interceptions	1	Paris Ford vs Austin Peay (9/12/20)
	1	Erick Hallett vs Austin Peay (9/12/20)
	1	Paris Ford vs Syracuse (9/19/20)
	1	Damar Hamlin vs Louisville (9/26/20)
	1	Marquis Williams vs Louisville (9/26/20)
	1	Jason Pinnock vs Louisville (9/26/20)
	1	Paris Ford at Miami (FL) (10/17/20)
	1	Marquis Williams at Miami (FL) (10/17/20)
	1	Damar Hamlin at Florida St. (11/7/20)
	1	Brandon Hill at Florida St. (11/7/20)
	1	A.J. Woods at Florida St. (11/7/20)

The Automated ScoreBook
Pitt Game Superlatives (as of Dec 07, 2020)
All games

1 | Jason Pinnock vs Virginia Tech (11/21/20)

The Automated ScoreBook
Pitt Game Superlatives (as of Dec 07, 2020)
All games

TEAM GAME HIGHS

Rushes	44	vs Syracuse (9/19/20)
Yards Rushing	156	vs Louisville (9/26/20)
Yards Per Rush	4.8	vs Virginia Tech (11/21/20)
TD Rushes	6	vs Austin Peay (9/12/20)
Pass attempts	52	vs Virginia Tech (11/21/20)
Pass completions	35	vs Virginia Tech (11/21/20)
Yards Passing	411	vs NC State (10/3/20)
Yards Per Pass	11.0	vs Austin Peay (9/12/20)
TD Passes	2	vs Syracuse (9/19/20)
	2	vs Louisville (9/26/20)
	2	at Boston College (10/10/20)
	2	vs Virginia Tech (11/21/20)
	2	at Clemson (11/28/20)
Total Plays	87	at Boston College (10/10/20)
Total Offense	556	vs Virginia Tech (11/21/20)
Yards Per Play	7.2	vs Austin Peay (9/12/20)
Points	55	vs Austin Peay (9/12/20)
Sacks By	7	vs Syracuse (9/19/20)
	7	vs Louisville (9/26/20)
	7	at Florida St. (11/7/20)
First Downs	30	vs Virginia Tech (11/21/20)
Penalties	13	vs NC State (10/3/20)
Penalty Yards	125	vs NC State (10/3/20)
Turnovers	5	at Clemson (11/28/20)
Interceptions By	3	vs Louisville (9/26/20)
	3	at Florida St. (11/7/20)
Punts	10	at Clemson (11/28/20)
Punting Avg	51.0	at Florida St. (11/7/20)
Long Punt	61	at Boston College (10/10/20)
Punts inside 20	5	at Clemson (11/28/20)
Long Punt Return	25	vs NC State (10/3/20)

The Automated ScoreBook
Pitt Game Superlatives (as of Dec 07, 2020)
All games

OPPONENT INDIVIDUAL GAME HIGHS

Rushes	17	Williams, K, vs Notre Dame (10/24/20)
Yards Rushing	80	Travis,Jordan, at Florida St. (11/7/20)
TD Rushes	2	ETIENNE, at Clemson (11/28/20)
Long Rush	88	Travis,Jordan, at Florida St. (11/7/20)
Pass attempts	44	Leary, D., vs NC State (10/3/20)
Pass completions	28	Leary, D., vs NC State (10/3/20)
Yards Passing	403	LAWRENCE, at Clemson (11/28/20)
TD Passes	4	Leary, D., vs NC State (10/3/20)
	4	King, D, at Miami (FL) (10/17/20)
Long Pass	77	Jurkovec,P, at Boston College (10/10/20)
Receptions	10	RODGERS, at Clemson (11/28/20)
Yards Receiving	176	POWELL, at Clemson (11/28/20)
TD Receptions	3	Flowers,Z, at Boston College (10/10/20)
Long Reception	77	Flowers,Z, at Boston College (10/10/20)
Field Goals	2	Turner, J., vs Louisville (9/26/20)
Long Field Goal	47	Grothaus,Parker, at Florida St. (11/7/20)
Punts	7	DEEDS, Cole, vs Austin Peay (9/12/20)
	7	Carlson,G, at Boston College (10/10/20)
Punting Avg	51.7	Hedley, L, at Miami (FL) (10/17/20)
Long Punt	62	Carlson,G, at Boston College (10/10/20)
Punts inside 20	4	Carlson,G, at Boston College (10/10/20)
Long Punt Return	17	Johnson, N., vs Syracuse (9/19/20)
Long Kickoff Return	25	Herbert, K, vs Virginia Tech (11/21/20)
Tackles	11	McDuffie,I, at Boston College (10/10/20)
Sacks	2.0	Etheridge, D., vs Louisville (9/26/20)
Tackles For Loss	4.0	Roche, Q, at Miami (FL) (10/17/20)
Interceptions	2	GOODRICH, at Clemson (11/28/20)

The Automated ScoreBook
Pitt Game Superlatives (as of Dec 07, 2020)
All games

OPPONENT TEAM GAME HIGHS

Rushes	50	vs Notre Dame (10/24/20)
Yards Rushing	156	vs Virginia Tech (11/21/20)
Yards Per Rush	4.2	vs Virginia Tech (11/21/20)
TD Rushes	4	at Clemson (11/28/20)
Pass attempts	52	at Clemson (11/28/20)
Pass completions	35	at Clemson (11/28/20)
Yards Passing	436	at Clemson (11/28/20)
Yards Per Pass	10.7	vs Virginia Tech (11/21/20)
TD Passes	4	vs NC State (10/3/20)
	4	at Miami (FL) (10/17/20)
Total Plays	90	at Clemson (11/28/20)
Total Offense	581	at Clemson (11/28/20)
Yards Per Play	6.9	vs Virginia Tech (11/21/20)
Points	52	at Clemson (11/28/20)
Sacks By	6	at Clemson (11/28/20)
First Downs	28	vs NC State (10/3/20)
	28	vs Notre Dame (10/24/20)
Penalties	11	vs NC State (10/3/20)
Penalty Yards	80	vs NC State (10/3/20)
Turnovers	3	vs Austin Peay (9/12/20)
	3	vs Louisville (9/26/20)
	3	at Florida St. (11/7/20)
Interceptions By	4	at Clemson (11/28/20)
Punts	9	vs Austin Peay (9/12/20)
Punting Avg	51.7	at Miami (FL) (10/17/20)
Long Punt	62	at Boston College (10/10/20)
Punts inside 20	4	at Boston College (10/10/20)
Long Punt Return	17	vs Syracuse (9/19/20)

Pitt Inside Opponent Red-Zone

Opponents Inside Pitt Red-Zone

				Times	Times	Total		Rush	Pass	FGs	Failed to score inside RZ					
Date	Opponent	Score	In RZ	Scored	Pts	TDs	TDs	TDs	TDs	Made	FGA	Down	Int	Fumb	Half	Game
9/12/20	AUSTIN PEAY	W 55-0	1	0	0	0	0	0	0	0	1	0	0	0	0	0
9/19/20	SYRACUSE	W 21-10	1	1	3	0	0	0	0	1	0	0	0	0	0	0
9/26/20	LOUISVILLE	W 23-20	2	2	6	0	0	0	0	2	0	0	0	0	0	0
10/3/20	NC STATE	L 29-30	3	3	20	3	0	3	0	0	0	0	0	0	0	0
10/10/20	at Boston College	L 30-31	3	2	10	1	1	0	0	1	0	0	0	1	0	0
10/17/20	at Miami (FL)	L 19-31	3	2	10	1	0	1	1	1	0	0	0	0	1	0
10/24/20	NOTRE DAME	L 3-45	5	4	24	3	2	1	1	1	0	0	0	0	1	0
11/7/20	at Florida St.	W 41-17	1	1	7	1	1	0	0	0	0	0	0	0	0	0
11/21/20	VIRGINIA TECH	W 47-14	3	1	7	1	0	1	0	0	1	1	0	0	0	0
11/28/20	at Clemson	L 17-52	7	6	42	6	4	2	0	0	0	0	0	0	1	0
Totals			29	22	129	16	8	8	6		2	1	0	1	3	0
22 of 29 (75.9%)																

The Automated ScoreBook
Pitt Games Played (as of Dec 07, 2020)
All games

[illegible]

The Automated ScoreBook
Pitt Games Played (as of Dec 07, 2020)
All games

##	PLAYER	GP-GS	APSU	SU	UL	ST	BC	UM	ND	FS	VT	CU
1M	Mack, T	7/4	START	START	START	XXX	START	...	XXX	XXX
96	Maloney, C	2/-	XXX	...	XXX
2M	Mimes, K	9/-	XXX	XXX	XXX	XXX	XXX	XXX	...	XXX	XXX	XXX
80	Moraga, D	10/6	XXX	XXX	XXX	START	START	START	START	XXX	START	START
6	Morgan, J	10/-	XXX	XXX	XXX	XXX	XXX	XXX	XXX	XXX	XXX	XXX
67	Morrissey, J	10/10	START	START	START	START	START	START	START	START	START	START
45	Palmer, N	2/-	XXX	XXX	...
1P	Patti, N	2/-	XXX	XXX
0	Petrisheh, J	10/-	XXX	XXX	XXX	XXX	XXX	XXX	XXX	XXX	XXX	XXX
8P	Pickett, K	8/8	START	START	START	START	START	START	START	START
36	Pine, C	10/8	XXX	XXX	START	START	START	START	START	START	START	START
15	Pinnock, J	9/9	START	START	START	START	START	START	START	...	START	START
44	Roberts, A	5/-	XXX	XXX	XXX	XXX	XXX
19	Royal, J	2/-	XXX	...	XXX
9K	Sauls, B	1/-	XXX
43	Scott-Naji, A	1/-	XXX	...
2S	Sibley, T	6/1	XXX	XXX	XXX	XXX	XXX	START
26	Tallandier, J	10/-	XXX	XXX	XXX	XXX	XXX	XXX	XXX	XXX	XXX	XXX
78	Taylor, B	2/-	XXX	XXX
16	Temple, N	5/-	XXX	XXX	XXX	XXX	XXX
2T	Thomson, G	6/-	XXX	XXX	XXX	XXX	XXX	...	XXX
6T	Tipton, T	8/1	XXX	XXX	XXX	XXX	XXX	XXX	START	XXX
9	Turner, D	10/5	XXX	XXX	XXX	XXX	XXX	START	START	START	START	START
59	Van Lynn, C	10/3	XXX	XXX	XXX	START	XXX	XXX	XXX	XXX	START	START
83	Vardzel, J	10/-	XXX	XXX	XXX	XXX	XXX	XXX	XXX	XXX	XXX	XXX
77	Warren, C	8/8	START	START	START	START	START	START	START	START
5W	Wayne, J	7/2	...	XXX	START	...	XXX	XXX	XXX	START	...	XXX
17	Weaver, R	9/9	...	START	START	START	START	START	START	START	START	START
14	Williams, M	9/7	XXX	START	START	START	START	START	START	...	XXX	START
74	Wilson, K	6/-	XXX	XXX	XXX	XXX	XXX	XXX	...
25	Woods, A	10/3	START	XXX	XXX	XXX	XXX	XXX	XXX	START	START	XXX
2W	Wright, K	7/2	START	XXX	XXX	XXX	XXX	XXX	START
1Y	Yellen, J	6/2	XXX	XXX	START	START	XXX	...	XXX
41	Zilinskas, J	9/-	XXX	XXX	...	XXX	XXX	XXX	XXX	XXX	XXX	XXX
68	Zubovic, B	7/2	XXX	XXX	XXX	XXX	XXX	START	START

The Automated ScoreBook
Pitt Total Tackles Game-by-Game (as of Dec 07, 2020)
All games

Total Tackles	UA-A	Total	APSU	SU	UL	ST	BC	UM	ND	FS	VT	CU
Hamlin, D	37-30	67	1-0	2-3	1-1	4-6	3-3	8-4	2-3	2-3	5-6	9-1
Dennis, S	34-21	55	2-1	3-4	2-2	3-3	8-3	2-4	6-1	6-1	DNP	2-2
Bright, C	30-18	48	0-2	5-5	2-3	1-2	1-0	2-1	2-2	5-1	5-2	7-0
Ford, P	28-17	45	2-2	1-6	5-1	4-2	5-3	4-2	7-1	DNP	DNP	DNP
Campbell, P	21-20	41	1-0	0-4	0-1	1-3	5-5	3-2	3-1	2-2	4-2	2-0
Jones, P	19-18	37	2-3	2-1	3-3	0-2	2-2	1-4	4-0	2-3	-	3-0
Pine, C	23-14	37	-	1-1	2-2	1-2	4-2	0-3	5-0	4-2	2-1	4-1
Weaver, R	19-16	35	DNP	2-5	3-1	1-2	1-1	1-3	3-0	4-0	1-2	3-2
Hallett, E	18-9	27	1-0	1-1	DNP	3-1	1-1	-	0-2	2-0	5-2	5-2
Kancey, C	12-13	25	0-2	1-3	1-1	1-1	2-0	1-2	2-3	-	1-0	3-1
Hill, B	13-9	22	1-1	-	1-0	2-0	-	-	3-5	5-3	DNP	1-0
Danielson, D	5-16	21	0-2	0-2	0-1	2-2	0-3	0-1	1-2	2-0	0-3	-
Williams, M	16-5	21	2-0	4-1	2-1	1-2	3-0	1-0	1-1	DNP	1-0	1-0
Pinnock, J	16-2	18	2-0	-	1-0	5-0	-	3-1	2-0	DNP	1-0	2-1
Woods, A	13-2	15	2-0	-	-	-	-	1-0	1-0	5-2	-	4-0
Alexandre, D	9-6	15	-	1-0	1-0	-	1-0	2-2	0-3	2-0	1-0	1-1
George, B	7-7	14	0-1	-	-	0-2	0-1	0-1	1-0	1-1	4-0	1-1
Morgan, J	7-5	12	1-2	1-0	-	-	1-0	1-2	2-0	1-0	-	0-1
Petrishen, J	4-8	12	0-2	0-2	-	-	-	-	1-3	-	1-0	2-1
Green, D	4-7	11	-	0-2	1-0	-	1-2	DNP	DNP	0-2	1-1	1-0
Bentley, T	4-5	9	0-1	-	1-0	1-0	0-2	1-2	1-0	DNP	-	DNP
Tallandier, J	6-2	8	0-2	-	-	-	1-0	-	-	-	1-0	4-0
Davis, W	0-7	7	0-3	0-4	DNP	DNP	DNP	DNP	DNP	DNP	DNP	DNP
Battle, R	5-2	7	1-2	-	-	-	-	-	-	1-0	2-0	1-0
Jules, D	2-4	6	0-2	DNP	DNP	DNP	-	2-1	0-1	-	-	DNP
Camp, K	3-3	6	DNP	0-2	0-1	-	DNP	DNP	-	DNP	1-0	2-0
Mack, B	5-1	6	1-1	-	-	1-0	-	-	-	-	3-0	-
Kamara, B	1-4	5	0-4	-	-	-	-	-	-	1-0	-	-
Hayes, D	2-1	3	2-0	DNP	DNP	DNP	DNP	0-1	DNP	DNP	-	-
Baldonado, H	1-1	2	-	DNP	DNP	DNP	DNP	DNP	DNP	-	1-1	DNP
Sibley, T	1-1	2	0-1	-	1-0	-	-	-	DNP	DNP	DNP	DNP
Roberts, A	1-1	2	1-1	DNP	DNP	DNP	-	-	-	-	DNP	DNP
Palmer, N	0-2	2	0-2	DNP	DNP	DNP	DNP	DNP	DNP	DNP	-	DNP
Brown, P	2-0	2	DNP	DNP	DNP	DNP	DNP	DNP	DNP	DNP	2-0	DNP
Temple, N	1-1	2	1-1	-	-	-	-	DNP	DNP	DNP	DNP	DNP
Jacques-Louis	2-0	2	-	-	-	-	-	1-0	1-0	-	-	-
Brima, B	0-1	1	0-1	DNP	DNP	DNP	DNP	DNP	-	DNP	-	DNP
Van Lynn, C	0-1	1	-	-	0-1	-	-	-	-	-	-	-
Zubovic, B	1-0	1	-	DNP	DNP	DNP	-	-	-	-	-	1-0
Pickett, K	1-0	1	-	1-0	-	-	-	DNP	DNP	-	-	-
TEAM	1-0	1	-	-	-	-	-	-	-	1-0	-	-
Adomititis, C	0-1	1	0-1	-	-	-	-	-	-	-	-	-
Wayne, J	1-0	1	DNP	-	-	DNP	-	-	1-0	-	DNP	-
Mack, T	0-1	1	DNP	DNP	0-1	-	-	-	-	DNP	-	-
Tipton, T	1-0	1	DNP	DNP	-	-	-	-	-	-	1-0	-
Turner, D	1-0	1	-	-	-	-	-	-	1-0	-	-	-
Addison, J	1-0	1	-	-	1-0	-	-	-	-	-	DNP	-

The Automated ScoreBook
Pitt Passing Game-by-Game (as of Dec 07, 2020)
All games

#8P Pickett, K	Comp	Att	Int	Pct	Yards	TD	Long	Sacked	Effic
Austin Peay	14	20	0	70.0	277	1	68	0-0	202.84
Syracuse	25	36	1	69.4	215	2	27	3-13	132.39
Louisville	23	38	1	60.5	220	2	40	3-13	121.26
NC State	22	39	0	56.4	411	1	75	1-6	153.39
Boston College	24	47	1	51.1	266	2	29	1-15	108.39
Florida St.	21	27	0	77.8	210	0	49	1-2	143.11
Virginia Tech	35	52	1	67.3	404	2	64	2-10	141.42
Clemson	22	39	4	56.4	209	2	29	6-53	97.84
TOTALS	186	298	8	62.4	2212	12	75	17-112	132.69

#1Y Yellen, J	Comp	Att	Int	Pct	Yards	TD	Long	Sacked	Effic
Austin Peay	2	3	0	66.7	19	0	13	1-11	119.87
Miami (FL)	22	46	0	47.8	277	1	55	3-27	105.58
Notre Dame	10	27	3	37.0	101	0	33	1-6	46.24
Clemson	1	2	0	50.0	5	0	5	0-0	71.00
TOTALS	35	78	3	44.9	402	1	55	5-44	84.70

#1Q Beville, D	Comp	Att	Int	Pct	Yards	TD	Long	Sacked	Effic
Austin Peay	3	5	0	60.0	13	0	10	0-0	81.84
NC State	0	1	0	0.0	0	0	0	0-0	0.00
Miami (FL)	1	1	0	100.0	1	0	1	0-0	108.40
Notre Dame	0	1	0	0.0	0	0	0	1-6	0.00
Clemson	1	2	0	50.0	16	0	16	0-0	117.20
TOTALS	5	10	0	50.0	30	0	16	1-6	75.20

#1P Patti, N	Comp	Att	Int	Pct	Yards	TD	Long	Sacked	Effic
Notre Dame	2	5	0	40.0	17	0	9	1-7	68.56
TOTALS	2	5	0	40.0	17	0	9	1-7	68.56

The Automated ScoreBook
Pitt Rushing/Receiving Game-by-Game (as of Dec 07, 2020)
All games

RUSHING	No-Yds/TD	APSU	SU	UL	ST	BC	UM	ND	FS	VT	CU
Davis, V	118-385/5	11-43/2	17-66/0	14-47/0	15-40/0	17-39/1	9-0/0	8-28/0	13-50/1	9-53/1	5-19/0
Davis, A	51-241/1	5-24/0	11-37/0	4-23/0	DNP	-	7-21/0	3-1/0	5-34/0	12-80/1	4-21/0
Pickett, K	67-116/7	2-23/1	5--8/1	9-28/0	15-40/2	14-36/1	DNP	DNP	3-13/1	8-8/1	11--24/0
Abanikanda, I	28-95/1	5-26/1	-	9-41/0	4-2/0	5-11/0	DNP	2-0/0	3-15/0	DNP	DNP
Carter, D	14-57/1	4-18/1	2-15/0	DNP	1-0/0	-	-	1-9/0	4-20/0	DNP	2--5/0
Addison, J	8-55/0	1-15/0	3-24/0	-	-	1-4/0	-	-	2-10/0	DNP	1-2/0
Sibley, T	13-54/1	4-2/1	2-17/0	-	2-10/0	1-2/0	4-23/0	DNP	DNP	DNP	DNP
Turner, D	8-38/0	1-9/0	-	2-20/0	-	-	2-3/0	-	2-3/0	-	1-3/0
Jacques-Louis	5-17/0	-	-	-	-	2-6/0	-	-	-	3-11/0	-
Patti, N	7-11/2	DNP	DNP	DNP	DNP	DNP	DNP	2-8/0	5-3/2	DNP	DNP
Beville, D	3-4/0	-	DNP	DNP	-	DNP	-	3-4/0	DNP	DNP	-
Hill, B	1-3/0	-	-	-	-	-	1-3/0	-	-	DNP	-
TEAM	7--29/0	1--2/0	4--24/0	2--3/0	DNP	DNP	DNP	-	-	DNP	-
Yellen, J	5--45/0	1--11/0	DNP	DNP	DNP	-	3--28/0	1--6/0	-	DNP	-

RECEIVING	No-Yds/TD	APSU	SU	UL	ST	BC	UM	ND	FS	VT	CU
Addison, J	57-652/4	7-35/0	7-57/1	7-77/1	2-77/1	7-51/0	8-147/0	3-40/0	11-127/0	DNP	5-41/1
Turner, D	39-552/2	2-76/1	5-48/0	2-9/0	8-186/0	1-12/0	1-1/0	1-5/0	1--1/0	15-184/1	3-32/0
Jacques-Louis	26-327/0	1-68/0	3-27/0	3-22/0	2-42/0	3-34/0	5-40/0	3-39/0	2-1/0	3-43/0	1-11/0
Mack, T	21-284/2	DNP	DNP	3-62/1	6-76/0	4-76/1	2-17/0	2-17/0	DNP	2-19/0	2-17/0
Wayne, J	16-266/1	DNP	5-59/1	-	DNP	3-53/0	1-26/0	-	2-66/0	DNP	5-62/0
Davis, V	24-154/1	1-9/0	2-26/0	4-29/0	3-10/0	5-25/0	1-7/0	1--2/0	-	5-41/0	2-9/1
Barden, J	7-140/1	1-68/0	-	DNP	-	-	-	DNP	-	5-65/1	1-7/0
Tipton, T	9-85/0	DNP	DNP	1-4/0	1-20/0	-	-	1-11/0	2-12/0	4-38/0	-
Davis, A	10-45/0	-	1--10/0	1-8/0	DNP	-	2-9/0	1-8/0	2-0/0	-	3-30/0
Moraga, D	4-42/1	-	-	1-13/0	-	-	2-24/1	-	1-5/0	-	-
Wright, K	3-34/0	1-16/0	1-2/0	DNP	DNP	DNP	-	-	-	-	1-16/0
Bickhart, G	2-16/0	2-16/0	DNP	DNP	DNP	DNP	DNP	DNP	DNP	DNP	DNP
Zilinskas, J	1-14/0	-	-	DNP	-	-	-	-	-	1-14/0	-
Thomson, G	2-12/0	2-12/0	-	-	-	-	DNP	-	DNP	DNP	DNP
Abanikanda, I	2-11/1	-	-	1--4/0	-	1-15/1	DNP	-	-	DNP	DNP
Sibley, T	1-7/0	-	-	-	-	-	1-7/0	DNP	DNP	DNP	DNP
Krull, L	1-6/0	DNP	1-6/0	DNP	DNP	DNP	DNP	DNP	DNP	DNP	DNP
Vardzel, J	1-5/0	-	-	-	-	-	-	-	-	-	1-5/0
Carter, D	1-5/0	1-5/0	-	DNP	-	-	-	-	-	DNP	-
Mimes, K	1-4/0	1-4/0	-	-	-	-	-	DNP	-	-	-

The Automated ScoreBook
Pitt Return Stats Game-by-Game (as of Dec 07, 2020)
All games

PUNT RETURNS	No-Yds	APSU	SU	UL	ST	BC	UM	ND	FS	VT	CU
Turner, D	14-117	-	-	-	2-37	1-16	2-16	2--8	4-33	1-0	2-23
Sibley, T	1-25	1-25	-	-	-	-	-	DNP	DNP	DNP	DNP
Addison, J	2-15	-	1--6	1-21	-	-	-	-	-	DNP	-
George, B	1-14	1-14	-	-	-	-	-	-	-	-	-

KICK RETURNS	No-Yds	APSU	SU	UL	ST	BC	UM	ND	FS	VT	CU
Turner, D	11-241	1-9	-	-	-	2-60	1-14	4-81	1-19	1-19	1-39
Addison, J	2-39	-	-	2-39	-	-	-	-	-	DNP	-
Davis, V	1-20	-	-	-	1-20	-	-	-	-	-	-

INT. RETURNS	No-Yds	APSU	SU	UL	ST	BC	UM	ND	FS	VT	CU
Ford, P	3-34	1-0	1-0	-	-	-	1-34	-	DNP	DNP	DNP
Pinnock, J	2-20	-	-	1-0	-	-	-	-	DNP	1-20	-
Williams, M	2-45	-	-	1-11	-	-	1-34	-	DNP	-	-
Hamlin, D	2-4	-	-	1-0	-	-	-	-	1-4	-	-
Woods, A	1--1	-	-	-	-	-	-	-	1--1	-	-
Hallett, E	1-0	1-0	-	DNP	-	-	-	-	-	-	-
Hill, B	1-50	-	-	-	-	-	-	-	1-50	DNP	-

FUMBLE RETURNS	No-Yds	APSU	SU	UL	ST	BC	UM	ND	FS	VT	CU
Palmer, N	1-33	1-33	DNP	DNP	DNP	DNP	DNP	DNP	DNP	-	DNP
Weaver, R	1-5	DNP	-	-	-	1-5	-	-	-	-	-

The Automated ScoreBook
Pitt Sacks Game-by-Game (as of Dec 07, 2020)
All games

SACKS	UA-A	Total	APSU	SU	UL	ST	BC	UM	ND	FS	VT	CU
Jones, P	6-6	9.0	0.5-3	-	3.0-18	0.5-4	3.0-40	-	-	1.0-7	-	1.0-13
Weaver, R	6-3	7.5	DNP	2.0-10	1.5-4	-	1.0-7	-	-	1.0-7	-	2.0-8
Campbell, P	3-3	4.5	-	0.5-5	0.5-2	0.5-4	-	2.0-8	1.0-4	-	-	-
Dennis, S	3-2	4.0	-	-	0.5-1	-	1.5-10	-	-	2.0-19	DNP	-
Bright, C	2-3	3.5	0.5-2	0.5-2	0.5-1	-	-	-	-	-	2.0-20	-
Morgan, J	2-2	3.0	-	1.0-7	-	-	-	1.0-6	-	1.0-8	-	-
Hayes, D	2-1	2.5	2.0-15	DNP	DNP	DNP	DNP	0.5-3	DNP	DNP	-	-
Danielson, D	2-0	2.0	-	-	-	1.0-6	-	-	-	1.0-7	-	-
Alexandre, D	2-0	2.0	-	1.0-5	-	-	-	-	-	1.0-2	-	-
Kancey, C	1-1	1.5	-	1.5-9	-	-	-	-	-	-	-	-
Pine, C	1-1	1.5	-	-	-	-	0.5-5	-	1.0-1	-	-	-
Green, D	1-1	1.5	-	0.5-2	1.0-2	-	-	DNP	DNP	-	-	-
Jules, D	0-1	0.5	-	DNP	DNP	DNP	-	0.5-2	-	-	-	DNP

The Automated ScoreBook
Pitt Tackle For Loss Game-by-Game (as of Dec 07, 2020)
All games

TACKLES FOR LOSS	UA-A	Total	APSU	SU	UL	ST	BC	UM	ND	FS	VT	CU
Weaver, R	12-5	14.5	DNP	3.0-12	2.5-7	-	1.5-8	1.5-3	1.0-5	2.0-8	1.0-1	2.0-8
Dennis, S	12-4	14.0	-	0.5-0	0.5-1	1.0-7	4.5-18	-	4.0-15	3.0-21	DNP	0.5-0
Jones, P	9-8	13.0	0.5-3	-	3.0-18	0.5-4	3.0-40	1.5-2	1.0-1	1.5-8	-	2.0-14
Bright, C	6-3	7.5	0.5-2	2.5-8	0.5-1	-	-	-	-	1.0-3	3.0-22	-
Campbell, P	4-6	7.0	-	0.5-5	0.5-2	0.5-4	0.5-2	2.5-8	2.0-5	0.5-2	-	-
Kancey, C	5-4	7.0	-	2.5-10	1.5-3	-	1.0-1	1.0-3	1.0-4	-	-	-
Morgan, J	5-2	6.0	1.0-5	1.0-7	-	-	1.0-2	2.0-7	-	1.0-8	-	-
Pine, C	4-3	5.5	-	0.5-0	1.0-3	1.0-1	0.5-5	-	2.0-2	0.5-2	-	-
Alexandre, D	4-1	4.5	-	1.0-5	1.0-5	-	-	1.0-1	0.5-3	1.0-2	-	-
Hamlin, D	3-1	3.5	-	-	-	-	-	2.0-7	0.5-2	1.0-3	-	-
Ford, P	3-1	3.5	1.0-3	1.5-3	-	1.0-6	-	-	-	DNP	DNP	DNP
Danielson, D	2-2	3.0	-	-	0.5-1	1.0-6	0.5-2	-	-	1.0-7	-	-
Hayes, D	2-1	2.5	2.0-15	DNP	DNP	DNP	DNP	0.5-3	DNP	DNP	-	-
Bentley, T	1-2	2.0	-	-	-	-	0.5-3	1.5-2	-	DNP	-	DNP
Green, D	1-2	2.0	-	0.5-2	1.0-2	-	-	DNP	DNP	0.5-0	-	-
Hallett, E	2-0	2.0	-	-	DNP	-	-	-	-	1.0-3	-	1.0-3
Petrishen, J	1-2	2.0	0.5-0	-	-	-	-	-	-	-	-	1.5-2
Jules, D	1-1	1.5	-	DNP	DNP	DNP	-	1.5-3	-	-	-	DNP
Hill, B	1-1	1.5	1.5-2	-	-	-	-	-	-	-	DNP	-
Woods, A	1-0	1.0	-	-	-	-	-	-	-	-	-	1.0-2
Pinnock, J	1-0	1.0	1.0-3	-	-	-	-	-	-	DNP	-	-
Davis, W	0-1	0.5	-	0.5-1	DNP	DNP	DNP	DNP	DNP	DNP	DNP	DNP

The Automated ScoreBook
Pitt Fumbles Game-by-Game (as of Dec 07, 2020)
All games

FUMBLES	No-Lost	APSU	SU	UL	ST	BC	UM	ND	FS	VT	CU
Pickett, K	6-1	-	2-0	3-1	-	-	DNP	DNP	-	-	1-0
Yellen, J	3-1	1-0	DNP	DNP	DNP	-	2-1	-	-	DNP	-
Turner, D	3-0	-	-	-	-	-	-	1-0	1-0	1-0	-
TEAM	2-1	1-0	1-1	-	DNP	DNP	DNP	-	-	DNP	-
Davis, V	1-0	-	-	-	-	1-0	-	-	-	-	-
Beville, D	1-0	-	DNP	DNP	-	DNP	-	1-0	DNP	DNP	-
Palmer, N	1-0	1-0	DNP	DNP	DNP	DNP	DNP	DNP	DNP	-	DNP
Patti, N	1-0	DNP	DNP	DNP	DNP	DNP	DNP	1-0	-	DNP	DNP
Carter, D	1-1	-	-	DNP	-	-	-	-	-	DNP	1-1

FUMBLES FORCED	Number	APSU	SU	UL	ST	BC	UM	ND	FS	VT	CU
Weaver, R	3	DNP	-	1	-	1	-	-	-	-	1
Hill, B	2	-	-	-	-	-	-	1	1	DNP	-
Bright, C	1	-	1	-	-	-	-	-	-	-	-
Hayes, D	1	1	DNP	DNP	DNP	DNP	-	DNP	DNP	-	-

FUMBLES RECOVERED	Number	APSU	SU	UL	ST	BC	UM	ND	FS	VT	CU
Jones, P	1	-	-	-	-	-	-	-	-	1	-
Palmer, N	1	1	DNP	DNP	DNP	DNP	DNP	DNP	DNP	-	DNP
Campbell, P	1	-	-	-	-	-	-	-	-	-	1
Weaver, R	1	DNP	-	-	-	1	-	-	-	-	-
Alexandre, D	1	-	1	-	-	-	-	-	-	-	-