



GEORGIA TECH BASKETBALL 2020-21

ACC Champions 1985, 1990, 1993 • Final Four 1990, 2004 • 16 NCAA Tournament appearances

2020-21 Schedule/Results

N25	GEORGIA STATE	RSN	L, 120-123 (4 ot)
N27	MERCER	RSN	L, 73-83
D6	vs. Kentucky# (20/na)	ESPN	W, 79-62
D9	at Nebraska+	ESPN2	W, 75-64
D15	at Florida State (15/15)	ACCN	L, 61-74
D18	FLORIDA A&M	RSN	W, 74-64
D20	DELAWARE STATE	ACCN	W, 97-69
D23	at UAB	CBSSN	cancelled
D30	NORTH CAROLINA (rv/rv)	RSN	8 p.m.
J3	WAKE FOREST	ACCN	6 p.m.
J6	at Notre Dame	RSN	7 p.m.
J9	at Louisville	ACCN	4 p.m.
J12	PITTSBURGH	ACCN	7 p.m.
J16	at NC State (rv/rv)	RSN	2 p.m.
J20	CLEMSON (rv/rv)	RSN	7 p.m.
J23	at Virginia (23/24)	ACCN	8 p.m.
J26	at Duke (20/rv)	ESPN	9 p.m.
J30	FLORIDA STATE (18/19)	ACCN	4 p.m.
F6	NOTRE DAME	ACCN	8 p.m.
F10	VIRGINIA (23/24)	RSN	7 p.m.
F13	at Clemson (rv/rv)	ACCN	4 p.m.
F16	BOSTON COLLEGE	ACCN	8 p.m.
F20	at Miami	RSN	12 p.m.
F23	at Virginia Tech (24/rv)	RSN	7 p.m.
F27	SYRACUSE	ESPN/ESPN2	12 p.m.
M2	DUKE (20/rv)	ESPN/ESPN2	7 p.m.
M5	at Wake Forest	ACCN	8 p.m.
M9-13	ACC Tournament (Greensboro, N.C.)		

#Holiday Hoops: State Farm Arena, Atlanta, Ga.; +ACC/Big Ten Challenge

All times Eastern; home games in ALL CAPS

(AP/coaches) - rankings in AP/coaches polls at time of game, current rankings for upcoming games (rv=receiving votes)

TV: RSN (Fox Sports South)

Play-by-play	Tom Werme
Analyst	Brian Oliver

RADIO: Learfield IMG College/WCNN-Radio

Play-by-play	Andy Demetra
Analyst	Randy Waters
Engineer	Miller Pope
In Atlanta	680 AM, 93.7 FM
National/SiriusXM	Ch. 371 Internet 371
Online	GT Gameday App, Rambline.com
Tuneln	buzz.gt/LiveTuneln

COMMUNICATIONS

GTMBB contact	Mike Stamus
Phone	404-894-5445 (ofc), 404-218-9723 (cell)
E-mail	mstamus@athletics.gatech.edu

SOCIAL MEDIA: #TogetherWeSwarm

Official Twitter	@GTMBB / @GTJoshPastner
Facebook	gtmensbasketball
Instagram	gtmensbasketball

GEORGIA TECH (4-3, 0-1 ACC) vs. NORTH CAROLINA (5-3, 0-1 ACC)

Game 8 • December 30, 2020 • 8 p.m. EST

Tech Resumes ACC Play vs. Tar Heels

Looking for its third straight win, Georgia Tech resumes Atlantic Coast Conference play against North Carolina with an 8 p.m. tip Wednesday night at McCamish Pavilion. It is the first of two straight conference games at home for the Yellow Jackets.

The Yellow Jackets (4-3, 0-1 ACC) have won four of their last five games following an 0-2 start, including a pair of homecourt wins over Florida A&M (74-64) and Delaware State (97-69) the weekend before Christmas. The Yellow Jackets also knocked off No. 20 Kentucky (79-62) at State Farm Arena and Nebraska (75-64) on the road before dropping its Atlantic Coast Conference opener Dec. 15 at No. 15 Florida State (74-61).

The Tar Heels (5-3, 0-1 ACC), in their 18th season under head coach Roy Williams, have lost three of their last five games after a 3-0 start, including a 79-76 defeat at NC State last time out in their ACC opener on Dec. 22. North Carolina's other two defeats came to Texas in the championship game of the Maui Invitational and at Iowa in the ACC/Big Ten Challenge.

Wednesday's game will be televised nationally on the ACC Network and will be streamed live on the ESPN app. Radio coverage is provided by the Georgia Tech Sports Network by Learfield IMG College, with flagship station WCNN-Radio (680 AM, 93.7 FM) in Atlanta. The Tech broadcast can be heard on SiriusXM Ch. 371 (internet Ch. 371) and the Tuneln app.

GAME INFORMATION

Event site	McCamish Pavilion, Atlanta, Ga.
Series vs. North Carolina	UNC leads, 69-25
In Atlanta	UNC leads, 22-13
Last meeting	1/4/2020 - Tech won 96-83 in Chapel Hill

GEORGIA TECH YELLOW JACKETS

Rankings (AP/coaches/KenPom/NET)	nr nr 79 --
Record breakdown	2-2 home 1-1 road 1-0 neutral
Head coach	Josh Pastner (Arizona, 1997)
Career record/at GT	236-143! (12th yr) 69-70! (5th yr)
Pastner vs. UNC	2-2!
Next game	Jan. 3 vs. Wake Forest

! On-court record - 22 wins and 1 loss vacated by NCAA Committee on Infractions

NORTH CAROLINA TAR HEELS

Rankings (AP/coaches/KenPom/NET)	rv rv 21 --
Record breakdown	2-0 home 0-2 road 3-1 neutral
Head coach	Roy Williams (North Carolina, 1972)
Career record/at UNC	890-256 (33rd yr) 472-155 (18th yr)
Williams vs. Tech	15-9 at UNC (16-9 overall)
Next game	Jan. 5 at Miami

ROSTER AT-A-GLANCE (#indicates last game starters)

10	Jose Alvarado#	G	6-0	179	Jr.	Brooklyn, N.Y.	16.9 ppg....3.6 apg
> Preseason 2nd team All-ACC; No. 7 ACC in scoring, No. 6 in FT%, No. 6 in steals, No. 13 in FG%							
34	Niko Broadway	G	6-3	180	Fr.	Atlanta, Ga.	0.0 ppg....0.0 rpg
> Non-scholarship player in his 2nd year with the program, scored first collegiate points vs. Morehouse last 1/28							
13	Coleman Boyd	G	6-1	173	Fr.	Smyrna, Ga.	--
> Non-scholarship player in his 2nd year with the program, scored first collegiate points vs. Hawai'i last 12/25							
0	Michael Devoe#	G	6-5	193	So.	Orlando, Fla.	13.0 ppg....3.4 apg
> Double figures in 5 of 7 games this season, 7-19 in ACC in scoring; 13.2 ppg last 4 games (19-of-40 FG)							
14	David Didenko	F	6-9	232	So.	Yakutsk, Russia	0.0 ppg....1.0 rpg
> Signed with Tech out of Palm Beach State Community College, played in 6 games last season							
2	Saba Gigiberia	C	7-1	250	Fr.	Tbilisi, Georgia	0.7 ppg....2.0 rpg
> Four-star prospect played senior year at Prolific Prep Academy in Napa, Calif., played in 4 games							
24	Rodney Howard	F	6-10	241	So.	Ypsilanti, Mich.	2.0 ppg....1.7 rpg
> Transfer from Georgia eligible immediately, played in 4 games; 6 pts, 4 reb vs. Mercer; 7 pts vs. Delaware State							
35	Jehloni James	F	6-8	180	So.	Sugar Hill, Ga.	0.0 ppg....1.0 rpg
> Non-scholarship forward in his 2nd year with the program, played in 1 game last season							
11	Tristan Maxwell	G	6-2	209	Fr.	Huntersville, N.C.	3.0 ppg....0.0 rpg
> Consensus N.C. state player of the year; all-time leading scorer and 3-pt shooter at North Mecklenburg HS							
45	Shaheed Medlock	G	6-5	196	Sr.	Chicago, Ill.	2.0 ppg....0.0 rpg
> Non-scholarship player in his third year with the program, played in 3 games last season							
23	Jordan Meka	F	6-8	224	Fr.	Yaounde, Cameroon	0.0 ppg....1.0 rpg
> Multi-year all-state performer at Mt. Bethel Christian Acad. (Marietta, Ga.); holds school records in pts, rebs, blks							
12	Khalid Moore	F	6-7	203	So.	Briarwood, N.Y.	5.7 ppg....4.0 rpg
> Avg. 7.3 ppg (10-19 FG), 5.3 rpg, total 5 ast and 4 steals last 4 games; season-high 11 pts/8 reb at Nebraska							
3	Bubba Parham#	G	5-10	160	Jr.	Snellville, Ga.	10.0 ppg....2.1 apg
> Scored in double digits in 4 of 7 games; leads in 3pt attempts (11-of-39)							
55	Malachi Rice	G	6-0	186	Jr.	Indianapolis, Ind.	3.0 ppg....0.0 rpg
> Non-scholarship player in his 4th year with the program, played in 1 game last season							
1	Kyle Sturdivant	G	6-2	198	So.	Norcross, Ga.	3.7 ppg....1.7 apg
> Transfer from Southern California; season-high 15 points (5-6 FG, 4-4 FT) vs. Kentucky							
4	Jordan Usher#	G/F	6-7	220	Jr.	Canton, Ga.	10.3 ppg....5.4 rpg
> Double-figure scoring in 5 of 7 games; shooting 50% from floor, 3.0 apg							
5	Moses Wright#	F	6-9	230	Jr.	Raleigh, N.C.	19.6 ppg....7.4 rpg
> No. 1 in the ACC in scoring, No. 8 rebounding, No. 3 FG% (57.5); scored 20 or more in 4 games this season							

TECH NOTEBOOK

Tech Team Statistics

Category	2020-21	#ACC	*NCAA
Scoring offense	82.7	3	46
Scoring defense	77.0	14	273
Scoring margin	+5.7	11	151
Field goal pct.	.456	6	125
Field goal pct. def.	.452	13	245
3-pt FG pct.	.323	9	205
3-pt FG made	7.7	11	132
3-pt FG pct. def.	.386	14	299
3-pt FG allowed	8.7	--	--
Free throw pct.	.744	6	66
FT made	17.0	4	63
Rebound average	36.9	9	157
Rebound margin	+1.4	11	178
O-Reb per game	11.0	7	126
D-Reb per game	25.9	8	197
Assists per game	16.4	2	54
Assist/TO ratio	1.4	2	38
Turnover margin	+3.7	5	52
Turnovers per game	11.9	4	57
Turnovers forced	15.6	6	96
Blocks per game	2.7	13	222
Steals per game	8.6	6	51
Personal fouls per game	17.9	7	157

#ACC rankings through games of Dec. 28

*NCAA rankings (357 teams ranked) through end of regular season

Games Started

Player	Consec.	2020-21	Career	Conf.
Jose Alvarado	8	7	85	49
Michael Devoe	16	7	58	40
David Didenko	-	-	-	-
Saba Gigiberia	-	-	-	-
Rodney Howard	-	2	4	-
Tristan Maxwell	-	-	-	-
Jordan Meka	-	-	-	-
Khalid Moore	-	-	22	10
Bubba Parham	5	5	73	38
Kyle Sturdivant	-	-	-	-
Jordan Usher	30	7	34	21
Moses Wright	45	7	69	36

*includes starts at previous school

Career ACC includes ACC Tournament starts

Non-Conference Breakdown

Team	Conf.	Record	Conf.	KP	NET
Delaware State	MEAC	0-4	0-0	353	-
Florida A&M	MEAC	1-5	0-0	289	-
Georgia State	Sun Belt	6-1	0-0	102	-
Kentucky	SEC	1-6	0-0	51	-
Mercer	SoCon	7-1	0-0	153	-
Nebraska	Big Ten	4-5	0-2	115	-
GT strength of schedule rank (2020-21)				169	-
GT NC strength of schedule rank (2020-21)				214	-

KP - KenPom.com, NET - NCAA NET rankings

Through games of Dec. 28

The Tipoff

• **Extended holiday** - Tech is playing its first game in 10 days, a holiday break made longer by the cancellation of its game at UAB on Dec. 23.

• **Making their points** - Tech ranks third in the ACC in scoring average (82.71 points per game), much of that a product of its 123-120, four-overtime loss to Georgia State. However, the Jackets scored 77 in regulation of that game, and have scored more than 70 points in six games this season, including 97 in their last game against Delaware State.

• **Balance** - All five Tech starters are averaging in double figure points for the season.

• **Top of the heap** - The three highest scoring games by individuals in the ACC this season belong to Georgia Tech players - Moses Wright (31 points) vs. Georgia State and Jose Alvarado (29 points each vs. Georgia State and Delaware State).

• **Small ball** - Tech moved 6-9 senior Moses Wright, who has played the "4" position most of his career, into the "5" spot and started 5-10 senior Bubba Parham against Kentucky. The re-alignment has worked as the Jackets have shot 48.6 percent from the floor, hit 7.8 three-point field goals per game (35.9 percent), turned the ball over just 46 times and forced 79 in its last five games. Tech also has assisted on 62.5 percent of its field goals in that stretch.

• **Ball security** - Six of Tech's top seven scorers have positive assist/turnover ratios. The seventh, Michael Devoe, is even (24/24) for the season but is 18/14 over the past five games. The Jackets rank second in the ACC and No. 38 nationally in assist/turnover ratio (1.39).

• **Minutemen** - Tech has three of the top 13 players in the ACC in average minutes played (Jose Alvarado, Moses Wright, Michael Devoe), while Bubba Parham lurks just outside the top 15.

• Tech and North Carolina have one common opponent this season - Kentucky. The Yellow Jackets downed the Wildcats, 79-62, on Dec. 6 at State Farm Arena, while the Tar Heels beat beat Kentucky, 75-63, on Dec. 19 in Cleveland.

• **COVID update** - Due to COVID-19, the NCAA pushed back the start of the 2020-21 season to Nov. 25, two weeks later than normal. Division I teams are allowed to play a maximum of 27 games. The ACC will play a 20-game schedule for the second straight year, and teams were allowed a maximum of seven non-conference games. Tech played six non-conference games, and had its first game cancelled Dec. 23 when its game at UAB was called off due to positive tests within the Blazers' program. The game will not be made up.

• **Dean x 7** - Tech has placed seven members of its team on the fall semester Dean's List, a high for one semester for the program - seniors **Jose Alvarado**, **Shaheed Medlock** and **Malachi Rice**, and sophomores **Niko Broadway**, **Rodney Howard**, **Jehloni James** and **Kyle Sturdivant**.

Series vs. North Carolina

• North Carolina has a 69-25 lead in the all-time series between the two teams, and a 55-23 advantage since Tech joined the ACC.

• The Tar Heels have won nine of the last 11 games in the series, but Tech captured a 96-83 victory at the Dean Smith Center in the teams' only regular-season meeting of the 2019-20 season.

• Tech's only other win in that stretch occurred on New Year's Eve of 2016, opening its ACC schedule with a 75-63 homecourt upset of the Tar Heels, who would go on to win the national championship. It was the Jackets' first win in the series since a 78-58 win in Atlanta on Jan. 16, 2011. (That win vacated by the NCAA Committee on Infractions.)

• Before that, Tech had won four games in a row for its longest winning streak in the series. Tech is 12-13 against North Carolina dating back to the 2001-02 season.

• The teams have played 40 times in the city of Atlanta,

Series vs. North Carolina

Georgia Tech trails, 25-69

Home: 13-22, Away: 6-32, Neutral: 6-15

All Home Games: 13-22

At McCamish Pavilion: 0-4

At AMC: 11-12

At The Omni: 3-7

At the Georgia Dome: 0-1

In Atlanta: 14-24

All Road Games: 6-32

At the Smith Center: 5-25

At Chapel Hill: 6-30

At Greensboro (regular season): 0-2

At Greensboro (all games): 2-3

At Charlotte: 2-10

As ACC members: 23-55

In the ACC Tournament: 5-4

All Neutral Games: 6-15

As SIC members: 0-1

Under Whack Hyder: 2-8

Under Dwane Morrison: 0-8

Under Bobby Cremins: 12-31

Under Paul Hewitt: 10-11

Under Brian Gregory: 0-7

Under Josh Pastner: 2-2

Vs. Roy Williams: 9-16 (9-15 at UNC)

Longest Winning Streak: 4 games (2010-11)

Longest Losing Streak: 20 games (1971-84)

Most Points Scored: 104 on 2-14-1970

Fewest Points Scored: 26 on 2-8-1925

Most Points Allowed: 108 on 2-12-1972

Fewest Points Allowed: 34 on 2-8-1925

Largest Margin of Victory: 27 on 2-1-1990

Largest Margin of Defeat: 45 on 2-12-1972

Recent Series Results

1-2-200113/14.....h10	L	70-84
2-3-20014/4.....a	L	69-82
3-10-20016/5.....n7	L	63-70
12-2-2001a	L	77-83
2-2-2002h10	W	86-74
1-29-2003h10	W	88-68
3-1-2003a	L	66-67
1-11-20048/8.....12/13.....a	L	88-103
2-10-200415/16.....14/17.....h10	W	88-77
3-12-200414/18.....16/19.....n4	W	83-82
1-12-20058/8.....3/4.....a	L	69-91
3-12-20052/2.....n8	W	78-75
2-15-200623/23.....a	L	75-82
1-20-20074/4.....a	L	61-77
3-1-20078/8.....h10	W	84-77
1-16-20081/1.....h10	L	82-83
2-28-20094/5.....a	L	74-104
1-16-201020/18.....12/13.....a	W	73-71
2-16-2010h10	W	68-51
3-11-2010n4	W	62-58
1-16-2011h10	W	78-58
1-29-20127/8.....a	L	81-93
1-23-2013a	L	63-79
2-19-2013h15	L	58-70
1-29-2014h15	L	65-78
2-21-201515/16.....a	L	60-89
3-3-201519/19.....h15	L	49-81
1-2-20167/8.....a	L	78-86
12-31-20169/10.....h15	!	75-63
1-20-201815/14.....a	L	66-80
1-29-20199/10.....h15	L	54-77
1-4-2020a	W	96-83

TECH NOTEBOOK

Just Georgia Tech, please...

The Georgia Institute of Technology is the official title, but Georgia Tech will work fine, or just Tech (unless you're in Virginia or Texas). We would appreciate it if you would use our name in those ways. Georgia Tech University is incorrect. Thank you.

Georgia Tech Quick Facts

Official Name: Georgia Institute of Technology	
Location: Atlanta, Ga.	
Enrollment: 35,000	
Founded: 1885	
Colors: Old Gold and White	
Nickname: Yellow Jackets; Ramblin' Wreck	
Mascot: Buzz (Yellow Jacket)	
Fight Songs: Ramblin' Wreck, White and Gold	
Conference: Atlantic Coast (ACC)	
Home Arena: McCamish Pavilion (capacity 8,600)	
President: Dr. Angel Cabrera	
Director of Athletics: Todd Stansbury	
Faculty Rep. for Athletics: Dr. Baratunde Cola	
Head Coach: Josh Pastner (Arizona, 1997)	
Record at Tech: 69-70 ! (5th season)	
Overall: 236-143 ! (12th season)	
ACC Regular Season: 31-44 !	
ACC Tournament: 0-3	
NCAA Tournament: 2-4	
Associate Head Coach: Eric Reveno (Stanford, 1989), 5th season	
Assistant Coach: Julian Swartz (Carroll College, 2005), 5th season	
Assistant Coach: Anthony Wilkins (Kent State, 2013), 3rd season	
Assoc. Dir. of Player Personnel: B.J. Elder (Georgia Tech, 2014)	
Director of Operations: Tyler Benson (St. Bonaventure, 2009)	
Director of Scouting: Hayden Sheridan (Arizona, 2016)	
Player Development Coach: Dr. Dan Taylor (Franklin Pierce, 2002)	
Athletic Trainer: Richard Stewart (Salisbury, 2005)	
<i>! On-court record (Georgia Tech had 22 wins and one loss during the 2016-17 and 2017-18 seasons vacated by the NCAA's Committee on Infractions.)</i>	

Basketball History

105th Season: 1st game, Feb. 17, 1906 vs. Auburn
All-time Record: 1,397-1,261 !
Winning/Losing/500 Seasons: 53 / 47 / 4
NCAA Appearances (16): 23-16 record
1960, 1985, 1986, 1987, 1988, 1989, 1990, 1991, 1992, 1993, 1996, 2001, 2004, 2005, 2007, 2010
Final Fours (2): 1990, 2004
NIT Appearances (8): 10-8 record
1970, 1971, 1984, 1994, 1998, 1999, 2003, 2016
ACC Championships (3): 1985, 1990, 1993
ACC Regular-Season Titles (2): 1985 (tie), 1996
ACC Regular-Season Record (41st season): 265-386 !
ACC Tournament Record: 26-37
SEC Championships (1): 1938
SEC Regular-Season Titles (1): 1937
SEC Regular-Season Record (1932-64): 201-207
Metro Conference Regular-Season Record (1975-78): 9-10
Metro Conference Tournament Record: 4-3
Record at McCamish Pavilion: 95-52 ! (7th season)
Record at Alexander Memorial Coliseum: 556-194 (55 seasons, 1956-2011)
Record at State Farm Arena: 8-11
Record at Infinite Energy Center: 4-1
Record at Georgia Dome: 9-5
All-Time Head Coaches: 14
ACC Head Coaches: 5
All-America Selections: 14 (12 players)
Consensus All-Americans: 2
First-Team All-Americans: 5
National Players of the Year: 1
All-ACC Selections: 52 times (31 players)
ACC Players of the Year: 2
ACC Rookies of the Year: 11
ACC Coaches of the Year: 5 (3 coaches)
ACC Tournament MVPs: 3
ACC All-Freshman Team: 15

including five at McCamish Pavilion. The teams met 23 times at Alexander Memorial Coliseum, where the Tar Heels won 12 of 23. Tech won six of the last seven meetings in the Thrillerdome, however, and won six of eight against UNC in the Coliseum under Paul Hewitt.

- Between 1982 and 1996, the Yellow Jackets played eight of their home games with the Tar Heels at the old Omni arena in downtown Atlanta (2-6 record). Counting ACC and SIC Tournament games played in the city, Tech is 15-25 vs. North Carolina in Atlanta.
- Tech is 8-6 in games played away from Chapel Hill since 2000-01, including three ACC Tournament wins. The Jackets are 9-15 against the Tar Heels under Roy Williams, 9-16 against Williams all-time.
- Tech has lost 12 of the last 14 meetings in the Smith Center and is 5-25 all-time in the building. Counting regular-season games in Greensboro, Tech is 6-32 on the road against UNC.
- In ACC Tournament play, the Yellow Jackets have won five of nine meetings, and Tech has won the last three encounters (2004, 2005, 2010). Two of Tech's five tournament wins occurred in championship games, the 1985 final in Atlanta and the 1993 final in Charlotte.
- Tech's greatest success in its series with North Carolina occurred during the middle 1990s when the Jackets won five of seven meetings, including three straight wins over No. 1-ranked Tar Heel teams during the 1993 and 1994 campaigns.

When We Last Met

Georgia Tech closed its 2019-20 season by winning six of its last seven games, finishing with its first winning record (17-14) since the 2015-16 season, its best Atlantic Coast Conference record (11-9) since the 2003-04 season and its highest ACC regular season finish (fifth) since the 2004-05 season.

Tech reeled off four consecutive ACC wins to end the campaign, the longest streak for the program since late in 2015-16.

Among the Yellow Jackets top accomplishments in 2019-20 were their first victory in Chapel Hill since 2010, their first victory at Clemson since 2005 and their first season sweep of the Tigers since that 2004-05 season. Tech also knocked off a top-10 team in No. 5 Louisville.

Tech did not play in the ACC Tournament while serving a postseason ban imposed by the NCAA Committee on Infractions.

Tech returned to being one of the nation's top defensive teams while also improving into one of the ACC's better offensive teams. The Yellow Jackets set a program record for three-point defense (28.5 percent), leading the ACC in that category and ranking No. 7 in the nation, and were one of the nation's top-20 teams in defensive efficiency according to KenPom.com.

Last Time Out

Senior guard Jose Alvarado scored 29 points, tying his career-high, while leading Georgia Tech to a 97-69 victory over Delaware State on Dec. 20 at McCamish Pavilion.

Georgia Tech (4-3, 0-1 ACC) shot a season-high 55 percent from the field, including a 62.5-percent clip in the second half in which the Jackets connected on 13 straight field goals at one point. Tech also hit 9-of-23 three-point attempts. Tech held the Hornets (0-3, 0-0 MEAC) to just 43.4-percent shooting, only allowing a 30.8-percent showing from DSU from beyond the arc.

Four Yellow Jackets put up double-digits in scoring, making it the sixth game this season that Tech has had at least four double-digit scorers. Alvarado was 11-of-14 shooting overall, setting a new career-best in made field goals. Senior forward Moses Wright added 16 points on 7-of-9 shooting. Junior forward Khalid Moore and senior forward Jordan Usher also had double-digits in scoring at 11- and 10-points, respectively.

At half, the Yellow Jackets found themselves up 40-30. Alvarado led Tech in scoring in the first-half, putting up 12-points

Last Meeting

Georgia Tech 96, North Carolina 83 Jan. 4, 2020 • Chapel Hill, N.C.

Jose Alvarado scored 25 points and Moses Wright added 22 as Georgia Tech used stifling defense and a dominant first half to upend North Carolina, 96-83, at the Dean Smith Center.

Georgia Tech (7-7, 2-2 ACC) started the game with a 19-2 run and didn't allow a North Carolina field goal for the first 13:10 of the game as the Jackets' defense held North Carolina (8-6, 1-2 ACC) to an 0-for-15 start from the field.

The Jackets forced 10 first-half turnovers with nine steals to give them a 47-27 halftime lead, the largest by any opponent in the history of the Dean Smith Center. The Tar Heels shot just 30 percent (7-of-23) in the first half as Georgia Tech led by as many as 24.

North Carolina pulled to within nine at the under-16 timeout of the second half, but Tech was able to weather the storm behind Alvarado, who scored 16 of his season-high 25 in the second half and registered eight assists in the game.

James Banks III scored 12 points with seven rebounds, and Bubba Parham added 11 and three assists for the Jackets, who shot 63 percent in the second half and finished the game at 59 percent.

Garrison Brooks scored a career-high 35 points to lead the Tar Heels before fouling out late in the game.

GEORGIA TECH (7-7, 2-2 ACC)												
Player	FG-A	3P-A	FT-A	Reb	PF	Pts	A	TO	Bk	S	MIN	
Usher, Jordan*	3-7	1-2	0-0	3	1	7	2	1	0	2	22	
Wright, Moses*	9-13	0-0	4-7	7	3	22	1	3	2	0	38	
Banks III, James*	5-8	0-0	2-3	7	4	12	0	0	2	0	32	
Devos, Michael*	2-5	0-2	0-0	3	4	4	2	3	0	0	23	
Alvarado, Jose*	8-12	4-6	5-7	1	4	25	8	3	0	6	28	
Cole, Evan	4-7	0-2	1-1	3	1	9	2	0	0	1	16	
Parham, Bubba	2-5	1-2	6-6	3	3	11	3	2	0	2	27	
Moore, Khalid	1-1	0-0	0-0	1	1	2	0	0	0	0	7	
Pierce, Asanli	2-3	0-0	0-0	1	0	4	1	1	0	0	7	
Totals	36-61	6-14	18-24	30	21	96	19	13	4	11	200	
FG%	1st Half: 19-34 55.9%				2nd Half: 17-27 63.0%				Game: 59.0%			
3FG%	1st Half: 3-9 33.3%				2nd Half: 3-5 60.0%				Game: 42.9%			
FT%	1st Half: 6-8 75.0%				2nd Half: 12-16 75.0%				Game: 75.0%			

NORTH CAROLINA (8-6, 1-2 ACC)												
Player	FG-A	3P-A	FT-A	Reb	PF	Pts	A	TO	Bk	S	MIN	
Bacot, Armando	1-6	0-0	2-3	3	3	4	2	2	0	1	16	
Brooks, Garrison	9-18	0-0	17-18	11	5	35	2	1	0	1	36	
Black, Leaky	4-7	0-0	0-0	4	2	8	0	0	1	1	28	
Robinson, Brandon*	4-11	4-9	0-0	2	2	12	6	3	0	4	34	
Francis, Jeremiah	1-8	1-2	2-2	2	1	5	2	3	0	1	28	
Rush, Shea	0-0	0-0	0-0	0	0	0	0	1	0	0	2	
Miller, Walker	0-1	0-0	0-0	0	1	0	0	0	0	0	2	
Smith, K.J.	1-1	0-0	0-0	0	0	2	1	1	0	0	10	
Pierce, Justin	4-6	1-2	2-4	3	3	11	3	0	0	0	25	
O'Han, Robbie	0-0	0-0	0-0	0	1	0	0	0	0	0	1	
Huffman, Brandon	0-0	0-0	0-0	0	0	0	0	0	0	0	2	
Keeling, Christian	3-5	0-1	0-0	0	2	6	1	4	1	1	16	
Totals	27-63	6-14	23-27	34	20	83	17	15	2	9	200	
FG%	1st Half: 7-23 30.4%			2nd Half: 20-40 50.0%			Game: 42.9%					
3FG%	1st Half: 1-3 33.3%			2nd Half: 5-11 45.5%			Game: 42.9%					
FT%	1st Half: 12-14 85.7%			2nd Half: 11-13 84.6%			Game: 85.2%					

Score by Periods	1st	2nd	Total
Georgia Tech	47	49	96
North Carolina	27	56	83

Officials: Brian Dorsey, Lee Cassell, Sean Hull	
Attendance: 21,099	
Points in the paint: GT 58, NC 34. Points off turnovers: GT 21, NC 19.	
2nd chance points: GT 12, NC 19. Fast break points: GT 8, NC 10.	
Bench points: GT 26, NC 19. Score tied 0 times. Lead changed 0 times.	
Last FG: GT 2nd-00:22, NC 2nd-00:09.	
Largest lead: GT by 24 1st-07:08, NC None.	
GT led for 39:10, NC led for 00:00. Game was tied for 00:50.	

TECH NOTEBOOK

Tech's Record

	2020-21	CJP
At home	2-2	52-25
On the road	1-1	14-36
At neutral sites	1-0	3-6
Vs. top-10 opponents	0-0	3-13
Vs. top-25 opponents	1-1	7-23
Vs. teams over .500	1-2	41-60
Vs. teams under .500	3-0	22-6
Vs. teams at .500	0-1	5-3
While in the top 25	0-0	0-0

In November	0-2	14-8
In December	4-1	18-17
In January	0-0	17-17
In February	0-0	10-22
In March/April	0-0	10-5

Wearing white uniforms	2-2	49-25
Wearing gold uniforms	1-0	13-25
Wearing navy uniforms	1-1	8-16
Wearing black uniforms	0-0	0-0

Game is decided by 5 pts./fewer or OT	0-1	15-17
Game is decided by 10/fewer or OT	1-2	31-35

Leading at the half	4-0	53-14
Trailing at the half	0-3	15-55
Tied at the half	0-0	1-0
Leading with 5:00 to play	4-0	60-3
Trailing with 5:00 to play	0-2	6-63
Tied with 5:00 to play	0-1	2-3
In overtime games	0-1	3-3
After a bye in the ACC schedule	0-0	2-3

Tech scores 100 or more points	0-1	0-1
Tech scores 70 or more points	4-2	46-14
Tech scores fewer than 70 points	0-1	23-56
Opponent scores 100 or more points	0-1	0-2
Opponent scores 70 or more	0-3	11-41
Opponent scores fewer than 70	4-0	60-26
Opponent scores fewer than 50	0-0	4-0

Tech shoots 50 pct. or better	2-0	24-7
Opponent shoots 50 pct. or better	0-1	1-14
Opponent shoots under 40 pct.	1-0	50-14
Tech has a higher FG% than opponent	4-1	67-18
Tech has a lower FG% than opponent	0-2	1-49
FG percentage is even	0-0	0-2

Tech has more 3-point FGs	2-0	21-15
Tech has fewer 3-point FGs	0-3	38-45
3-point FGs are even	2-0	11-8

Tech attempts more FT than opponent	3-1	51-20
Tech attempts fewer FT than opponent	0-2	15-45
Free throw attempts are even	1-0	3-4

Tech outrebounds opponent	2-2	37-20
Opponent outrebounds Tech	1-1	26-49
Rebounds are even	0-0	5-1

Tech has fewer turnovers than opponent	3-1	30-18
Tech has more turnovers than opponent	1-2	36-43
Turnovers are even	0-0	4-6
Tech has more assists than turnovers	4-1	41-19

Committing more fouls	1-2	15-41
Committing fewer fouls	2-1	48-21
Fouls are even	1-0	6-7

4/more Jackets score in double figures	4-1	35-16
A Jacket scores 20 or more	4-3	40-35
A Jacket scores 30 or more	0-1	3-3

Scoring more bench points	1-0	30-25
Scoring fewer bench points	3-0	37-37
Bench scoring is even	0-1	2-5

as he drained his last four shots of the half. Defensively in that half, Tech forced 13 total turnovers, scoring 14 points off of those opportunities. Usher posted season-highs with four assists and three steals all before intermission. Usher would finish the game tying his career-highs in assists (6) and steals (4).

The Hornets brought it to within a two-possession game in the second at the 17:45 mark after junior forward Ameer Bennett scored three points off of an and-one. Tech answered back with a 33-9 run over the next seven-and-a-half minutes, with Alvarado scoring 17 of his points during that time span. Helping to seal up the win, Tech had a slight 35-to-30 advantage in rebounding as freshman center Saba Gigiberia's game- and career-high six rebounds led the Jackets' efforts on the boards.

Team Trends

- All five of Tech's starters are averaging in double figures in scoring for the season. Four or more Yellow Jackets have reached double figures in five of seven games this season, at least three in every game.

- Six of Tech's top seven scorers are on the plus side in assist/turnover ratio, most impressively Moses Wright who has just 10 turnovers in more than 248 minutes of action. The Yellow Jackets are plus-26 in that category this season, ranking fifth in the ACC. Tech was minus-78 last year and ranked 14th in the conference.

- Tech's accuracy from the free throw line is well above its 2019-20 norm. The Jackets have hit 74.4 percent from the charity stripe (No. 6 in the ACC), compared to 67.7 last season. Tech has scored 17 points per game at the stripe, four points better than last season and fourth-best in the ACC.

- Tech played its most efficient defensive game of the season against Delaware State (90.0 points per 100 possessions), according to KenPom.com. The previous best two defensive games came against Kentucky and Nebraska, limiting them to 62 and 64 points, respectively, forcing 37 turnovers and yielding 40.9 percent shooting from the floor. The Wildcats managed just 90.9 points per 100 possessions, the Cornhuskers 93.0.

- Tech put together its two most efficient offensive games of the season in its last two outings - 116.7 points per 100 possessions against Florida A&M and 126.6 per 100 against Delaware State. The Jackets have failed to score at least 100 points per 100 possessions only once this season (Florida State, 94.8).

- According to KenPom.com, Tech ranks No. 6 in the nation in experience (average 2.53 years per player) and No. 12 in minutes continuity (75 percent), a measure of playing minutes from 2019-20 carrying over to 2020-21.

- Tech's adjusted tempo is 67.9 per game according to KenPom.com (No. 292 in the nation), down from the 70.1 possessions per game last season (when it ranked No. 87 in the nation and posted its best rate and ranking in Josh Pastner's four years at Tech). But the Jackets rank No. 63 in adjusted offensive efficiency (107.6).

- Two fouls in the first half? No problem. Georgia Tech ranked No. 1 in the nation, according to KenPom.com, in 2-foul participation, a measure of percentage of available minutes played by players with two fouls (68.7 percent for Tech). It is currently 11th at 68.6 percent. The Jackets led the nation in this category in 2018-19, were fourth in 2017-18 and 35th in 2016-17.

- **Arc of pain** - Tech has given up 61 three-point field goals in its first seven games (38.6 percent), last in the ACC. The Yellow Jackets have gradually improved on the offensive side, now at 32.3 percent (11th).

Leftovers from Delaware State

- Georgia Tech starting lineup: Jose Alvarado, Bubba Parham, Michael Devoe, Jordan Usher, Moses Wright (5th time this season, lineup is 4-1).

- Tech's 97 points were its most in a regulation game

A Make-or-Miss Game

Georgia Tech's offensive rankings vs. the ACC under Josh Pastner

Year	PPG	FG Pct.	3pt FG Pct.
2019-20	69.9 (9)	.462 (2)	.341 (6)
2018-19	60.7 (15)	.426 (8)	.306 (12)
2017-18	63.6 (14)	.419 (12)	.312 (15)
2016-17	65.1 (14)	.434 (14)	.309 (15)

under Josh Pastner and its most since scoring 107 against Green Bay on Nov. 19, 2015.

- Tech's 25 assists were its most since recording 29 vs. Kennesaw State on Dec. 28, 2018.

- Tech made 13 straight FG at one point in second half, finishing the half at 62.5 percent and the game at 55 percent, a season high.

- Tech forced 20 or more turnovers for the third time this season, and is plus-27 in that category this season. Tech has forced 79 over its past five games and scored 89 points from them.

- Tech has averaged just 9.26 turnovers over its last five games, a total of 46, compared to 37 in its first two games. The Yellow Jackets committed just nine against Delaware State and has a plus-33 turnover margin in its last five games.

- Tech has connected on 18 of its 45 three-point attempts in its last two games (40 percent) and is up to 32.3 percent for the season. The Jackets are averaging 7.7 made threes per game, 2.5 per game more than they made in 2019-20. Conversely, opponents are connecting on 38.6 percent from beyond the arc and averaging 8.7 made threes (Delaware State was 8-for-26).

- Tech used every player on its roster against Delaware State, save for injured freshman Jordan Meka, for the first time this season, and 12 of the 16 players scored.

Personnel Highlights

- Jose Alvarado (29 points, 11-of-14 FG, 4-of-5 3pt FG, 3-of-3 FT) tied his career high in points, set previously against Pittsburgh in the 2018-19 season and again vs. Georgia State in this year's season opener. The senior scored 20-plus points for the third time this season and for the 20th time in his career, and he has 10 20-plus efforts in his last 25 games dating back to last season's victory at North Carolina. The 6-foot senior has scored in double digits in five of seven games this season, and 57 times for his career. His 11 field goals against Delaware State were a personal best.

- Alvarado moved into 35th place in career scoring with his performance against Delaware State, having scored 1,152 points in his career. He needs two points to reach Jim Caldwell in 34th place.

- Alvarado, who matched his career high with four three-point field goals against Delaware State, has made a three-point basket in 25 straight games. He moved up to 12th place on Tech's all-time list for three-pointers with 141.

- Alvarado remains 10th on the program's all-time list for steals (167), but needs just one to pull even with Kenny Anderson for ninth place. The senior went over 300 career assists with his five against Delaware State and is 16th all-time with 303. He also is in 36th place in career scoring (1,123 points).

- Moses Wright, the leading scorer in the ACC, scored 16 points on 7-of-9 shooting from the floor, 2-of-2 from the foul line. Since the beginning of the 2019-20 season, Wright has hit double figures in 30 of 38 games, including all seven this season. He has connected on 57.5 percent of his shots from the floor this season. The 6-9 senior added three assists and two steals against the Hornets.

- Wright now has 832 points in his career, and elevated his career rebound total of 465. He is bidding to become the

TECH NOTEBOOK

Tech Highs and Lows
Under Josh Pastner

Longest winning streak: 4 games (2016-17, 2017-18, 2019-20)
Longest ACC winning streak: 4 games (2019-20)
Longest losing streak: 7 games (2017-18, 2018-19)
Longest ACC losing streak: 7 games (2017-18, 2018-19)
Most points scored in a game: 120 vs. Georgia State (40t), 11/25/20
Most points scored in a game (regulation): 97 vs. Delaware State, 12/20/20
Most points scored - ACC opponent: 96 at North Carolina, 1/4/20
Fewest points scored in a game: 42 vs. Clemson, 2/6/19
Fewest points scored - ACC opponent: 42 vs. Clemson, 2/6/19
Most points allowed in a game: 123 vs. Georgia State (40t), 11/25/20
Most points allowed in a game (regulation): 110 at Duke, 1/4/17
Most points allowed - ACC opponent: 110 at Duke, 1/4/17
Fewest points allowed in a game: 40 vs. Florida A&M, 12/9/18
Fewest points allowed - ACC opponent: 51 vs. Syracuse, 1/31/18
Largest margin of victory: 38 vs. Tusculum (96-58), 2/7/17
Largest margin of victory - ACC opponent: 22 vs. Florida State (78-56), 1/25/17
Largest margin of victory - road game: 19 (71-52) at Boston College, 1/11/20
Largest margin of victory - ACC road game: 19 (71-52) at Boston College, 1/11/20
Largest losing margin: 53 (110-57) at Duke, 1/4/17
Largest losing margin at home: 34 (97-63) vs. Syracuse, 12/18/19
Largest losing margin - ACC opponent: 53 at Duke, 1/4/17
Most points allowed in a win: 83 at North Carolina (96-83), 1/4/20
Most points scored in a loss: 120 vs. Georgia State (4 ot), 11/25/20
Most points scored in a loss (regulation): 81 vs. Wright State, 12/22/17
Fewest points scored in a win: 52 vs. Northwestern (52-51), 11/28/17
Fewest points allowed in a loss: 52 vs. Virginia Tech (52-49), 1/9/19
Largest deficit overcome to win a game: 15 vs. Boston College (7:03-1st), 2/11/17; at NC State (4:01-1st), 1/15/19
Largest 2nd-half deficit overcome to win a game: 9 vs. NC State (17:15), 3/1/18; vs. Prairie View A&M (16:49), 11/23/18; at Hawaii (16:11), 11/25/19
Largest deficit overcome to win a road game: 15 (4:01-1st) at NC State, 11/5/19
Largest lead given up in a loss: 16 (15:06-2nd half) vs. St. John's, 12/1/18
Largest 2nd-half lead given up in a loss: 16 (15:06-2nd half) vs. St. John's, 12/1/18
Highest FG pct.: 59.5 (25-42) at Syracuse, 1/12/19
Highest FG pct. - ACC opponent: 59.5 (25-42) at Syracuse, 1/12/19
Lowest FG pct.: 27.1 (16-59) vs. Florida State, 2/16/19
Lowest FG pct. - ACC opponent: 27.1 (16-59) vs. Florida State, 2/16/19
Highest 3-pt pct.: 62.5 (10-16) at NC State, 1/15/17
Highest 3-pt pct. - ACC opponent: 62.5 (10-16) at NC State, 1/15/17
Most 3-pt FG: 12 vs. Lamar, 11/9/2018
Most 3-pt FG - ACC opponent: 11, at Virginia Tech, 2/13/19
Lowest 3-pt pct.: 10.0 (1-10) vs. Miami, 1/3/18, (1-10) vs. Louisville, 1/19/19
Lowest 3-pt pct. - ACC opponent: 10.0 (1-10) vs. Miami, 1/3/18, (1-10) vs. Louisville, 1/19/19
Highest FG pct. allowed: 59.3 (32-54) at Florida State, 1/24/18
Highest FG pct. allowed - ACC opponent: 59.3 (32-54) at Florida State, 1/24/18
Lowest FG pct. allowed: 21.6 (16-74) vs. Elon, 11/11/19
Lowest FG pct. allowed - ACC opponent: 28.2 (20-71) vs. Florida State, 1/25/17
Highest 3-pt pct. allowed: 60.0 (12-20) at Louisville, 2/8/18
Highest 3-pt pct. allowed - ACC opponent: 60.0 (12-20) at Louisville, 2/8/18
Lowest 3-pt pct. allowed: 6.7 (1-15) at Hawaii, 11/25/19
Lowest 3-pt pct. allowed - ACC opponent: 9.5 (2-21) vs. Duke, 1/26/19
Highest FT pct.: 95.2 (20-21) vs. Coppin State, 12/27/17
Lowest FT pct.: 28.6 (2-7) vs. Notre Dame, 3/12/19
Most free throws made: 41 vs. Georgia State, 11/25/20
Most free throws attempted: 59 vs. Georgia State, 11/25/20 (program record)
Fewest free throws made: 2 at Miami, 2/15/17; at Duke, 1/26/19; vs. Notre Dame, 3/12/19; at Kentucky, 12/14/19
Most assists: 29 vs. Kennesaw State, 12/28/18
Fewest assists: 5 at Georgia, 12/19/17, at Tennessee, 11/13/18, at Florida State, 2/2/19, vs. Boise State, 12/22/19
Most turnovers: 24 vs. Arkansas, 11/25/19; Ball State, 12/18/19
Fewest turnovers: 5 at Notre Dame, 2/1/20
Most blocked shots: 16 vs. Southern, 11/14/16 (Tech record)
Most steals: 15 vs. North Carolina, 12/31/16; at Syracuse, 1/13/19; vs. Kentucky, 12/6/20

21st player in Tech history with 1,000 points and 500 rebounds in a career.

- Bubba Parham, making his fifth straight start for the Yellow Jackets this season, has hit at least one three-point basket in six of Tech's seven games this season, and has 211 for his career. He leads the team in attempts (11-of-39) this season. Parham did not turn the ball over for the fourth time this season and has just three total with 15 assists.

- Jordan Usher (10 points, 3-5 FG, 3-3 FT, 5 rebounds) hit double figures for fifth time in seven games this season, and tied career highs for assists (6) and steals (4).

- Khalid Moore notched his second double-digit game this season (11 points, 2-3 FG, 2-2 3pt FG, 5-6 FT), also had 11 vs. Kentucky. The 6-7 junior has turned the ball over just once in his last five games. The 6-7 junior has played 21 minutes or more in five of seven games this season.

- Freshman Tristan Maxwell, junior David Didenko and walk-ons Coleman Boyd, Niko Broadway, Jehloni James, Shaheed Medlock and Malachi Rice saw their first action of the season.

Pastner's Key Metrics

- **Assists to made field goals:** Tech assisted on 56.6 percent of its field goals this season, but 87 assists on 139 field goals (62.6 percent) in its last five games. The Jackets had 25 assists on 33 made field goals against Delaware State (75.8 percent). Its nightly goal is to assist on 60 percent, which the Jackets met 16 times last season. Tech assisted on 58.0 percent of its field goals vs. ACC teams last season, the best rate in the conference.

- **Free throws made to opponents' attempts:** Tech made 22-of-28 from the free throw line against Delaware State, while the Hornets went 15-of-21. Tech's goal each night is to make more free throws than the opponent attempts.

- **Turnovers:** Tech committed nine to Delaware State's 20. The Yellow Jackets turned the ball over more than their opponent in 22 of 31 games last season, and in the first two games this season. But Tech has won the turnover battle in four of its last five games (plus-37) and has committed 12 or fewer in each of those five games. Target each night is to commit 11 or fewer, which Tech met three times last season, and four times this season. More telling for Tech under Josh Pastner is that when Tech has committed fewer turnovers than its opponent, it is 30-18. When it has committed more, it is 34-43.

- **Guard rebounding:** Tech's perimeter players grabbed 16 of Tech's 29 defensive rebounds against Delaware State (122 of 181 for the season).

Tech's Dynamic Duo

Despite the presence of Moses Wright and James Banks III last season, it could be argued that no team in the ACC, perhaps beyond Syracuse, relied more on its guards than did the Yellow Jackets.

Starting guards Michael Devoe and Jose Alvarado, Tech's two leading scorers, accounted for 40.7 percent of the Yellow Jackets' points in ACC games, including 44.3 percent over Tech's last 11 conference games. Both players earned All-ACC recognition.

In the 21 games that both played (Alvarado missed seven games, Devoe three due to injury), they accounted for 42.1 percent of the Jackets' scoring.

In ACC games, Alvarado and Devoe ranked No. 8 and 12, respectively, in the ACC in scoring, No. 8 and 11 in assists, No. 6 and 5 in field goal percentage, and No. 10 and 12 in minutes.

Combined, they shot 47 percent from the floor in conference games, 39.3 percent from three-point range and 77.6 percent from the free throw line.

Said Tech head coach Josh Pastner on the eve of the season opener: *"Both Michael and Jose have really gotten better. Look, I remember, and I've told this to Jose, when we signed Jose here, there were a lot of people calling me to tell me he's not good enough to play in the ACC, like they're thinking, 'Coach, that's a stretch to take that type of guard. And obviously, he's turned himself into not only an All-ACC defender but an All-ACC player. Michael Devoe, from where he started to where he is now, his jump has been enormous. They're a great backcourt. I'll put them up against anybody in the country."*

Build the Wall

Due to its ability to play both zone and man-to-man and keep opponents off-balance, Georgia Tech has been able to rely on its mixture of defenses to win games over Josh Pastner's first four seasons at Georgia Tech.

After giving up 205 points against Georgia State and Mercer, Tech returned to its signature zone defense against Kentucky and held the Wildcats to a 90.9 efficiency rating while forcing 21 turnovers. The Jackets forced 16 more turnovers by Nebraska and held the Cornhuskers to a 93.0 efficiency rating.

According to KenPom.com, Georgia Tech ranked No. 16 nationally in defensive efficiency in 2019-20 (91.8 points/100 possessions), its best ranking since 2016-17 (No. 6).

Broken down, Tech ranked No. 10 in effective defensive field goal percentage (44.7), No. 45 in two-point field goal defense (45.7) and No. 5 in three-point defense (28.5).

Wire-to-Wire

Though he has expanded his bench to reflect the growing level of talent within the program, head coach Josh Pastner remains committed to a tight playing rotation while conference play rolls around, reminiscent of the way Bobby Cremins

Tech All-Time vs. the ACC

Opponent	Overall	in ACC	Tourney	In McCamish Pavilion	In Opponent Current Venue	Current Streak
Boston College	16-12	12-11	1-3	2-1	4-6	Won 2
Clemson	65-73	37-50	4-1	4-4	9-39	Won 2
Duke	23-74	19-62	3-7	0-3	5-36	Lost 13
Florida State	28-44	19-30	0-2	1-3	8-17	Lost 5
Louisville	14-22	1-7	--	1-3	0-3	Won 1
Miami	10-14	8-13	0-1	2-3	3-6	Won 1
North Carolina	25-69	23-55	5-4	0-4	5-25	Won 1
NC State	43-57	35-43	3-3	2-3	6-11	Won 4
Notre Dame	11-12	5-10	0-1	5-2	1-8	Lost 4
Pittsburgh	9-5	4-5	0-1	3-1	1-3	Won 1
Syracuse	6-7	4-5	--	2-2	2-4	Lost 2
Virginia	40-43	38-42	5-5	2-3	1-8	Lost 6
Virginia Tech	7-20	6-16	1-3	2-4	1-10	Won 1
Wake Forest	44-40	43-38	0-4	5-0	9-20	Won 3

TECH NOTEBOOK

The Last Time a Jacket...

Scored 30 or more points:

Moses Wright, 31 vs. Georgia State, 11/25/2020

Led Tech in scoring off the bench:

Evan Cole, 16 vs. USC Upstate, 1/2/2019

Grabbed 15 or more rebounds:

Moses Wright, 19 vs. Georgia State, 11/25/2020

Had 10 or more assists:

Josh Heath, 10 vs. NC State, 1/15/2017

Had a double-double:

Moses Wright (31 pts/19 reb) vs. Georgia State, 11/25/2020

Played 40 minutes in regulation:

Jose Alvarado at Wake Forest, 2/19/2020

Played every minute of an overtime game:

Michael Devoe (45 minutes/1 OT) vs. Boston College, 3/3/2019

Played every minute of a multiple-OT game:

Matt Harpring (50 minutes/2 OT) vs. North Carolina, 2/9/1998

The Last Time the Jackets...

Scored 100 or more points:

vs. Georgia State (120-123) on 11/25/2020

Scored 100 or more points in regulation:

vs. Green Bay (107-77) on 11/19/2015

Scored 100 or more points in consecutive games:

vs. Jackson State (100-70) on 11/13/2006, Georgia State (103-74) on 11/16/2006

Scored 100 or more points twice in one season:

vs. Cornell (116-81), 11/13/2015, Green Bay (107-77) on 11/19/2015

Allowed 100 or more points:

vs. Georgia State (120-123) on 11/25/2020

Allowed 100 or more points in regulation:

vs. Duke (110-57) on 1/4/2017

Shot 60 percent or better:

603 (47-78) vs. Cornell, 11/13/2015

Failed to make a three-point basket:

0-for-12 vs. Virginia, 1/22/2015

Did not allow a three-point basket:

0-for-11 vs. Pittsburgh, 3/5/2016

Failed to make a free throw:

0-for-6 vs. Duke, 1/7/2014

Grabbed 50 or more rebounds:

70 vs. Georgia State, 11/25/2020

Two players had a double-double:

Jose Alvarado (29 pts/10 reb), Michael Devoe (24/13), Jordan Usher (15/10) and Moses Wright (31/19) vs. Georgia State, 11/25/2020

Two players had 10 or more rebounds:

Jose Alvarado (10), Michael Devoe (13), Jordan Usher (10) and Moses Wright (19) vs. Georgia State, 11/25/2020

Had 25 or more assists:

25 vs. Delaware State, 12/20/2020

Blocked 10 or more shots:

10 vs. Pittsburgh, 3/4/2020

Had 15 or more steals:

15 vs. Kentucky, 12/6/2020

Had fewer than 10 turnovers:

9 at Nebraska, 12/9/2020

Had five or more players in double-figures in points:

Moses Wright (21), Bubba Parham (17), Kyle Sturdivant (15), Jordan Usher (12), Jose Alvarado (10) vs. Kentucky, 12/6/2020

Had no player score 10+ points:

Virginia (57-28 loss), 1/22/2015

Allowed no player to score 10+ points:

Hawaii (73-40 win), 12/25/2019

Had no player play 30 minutes:

Delaware State (97-69 win), 12/20/2020

Won by 30 or more points:

Kennesaw State (87-57), 1/28/2018

Won by 40 or more points:

Kentucky State (98-50), 1/30/2010

Won by 50 or more points:

Winston-Salem State (97-46), 1/3/2007

Lost by 30 or more points:

Syracuse (97-63), 12/7/2019

Played an overtime game:

vs. Georgia State (lost 123-120, 4 OT), 11/25/2020

Defeated a Top 10 team:

#5/5 Louisville (64-58), 2/12/2020

Defeated a Top 25 team:

#20/20 Kentucky (79-62), 12/6/2020

Defeated a Top 10 team on the road:

#7/7 Syracuse (67-62), 3/4/2014

Defeated a Top 25 team on the road:

#23/23 Miami (70-50), 1/28/2015

Had a game postponed:

Boston College (in Atlanta), 2/12/2014 (weather)

Had a game cancelled:

Fordham (in Atlanta), 11/27/2010 (weather)

coached the Yellow Jackets over his 19 seasons.

So far this season, Tech ranks No. 314 in percentage of minutes played by reserves (21.1). Four Yellow Jackets rank among the top 16 in the ACC in minutes per game.

Tech's highest ranking in bench minutes under Josh Pastner came in 2017-18, when the Jackets ranked No. 89 at 33.5 percent. They have not ranked higher than No. 210 in any other year under Pastner.

BENCH MINUTES UNDER PASTNER

Year	Pct.	Nat'l Rank	Natl Avg.	Vs. ACC
2020-21	21.1	314	30.8	na
2019-20	26.5	267	30.3	na
2018-19	33.5	89	30.3	na
2017-18	30.1	210	31.5	na
2016-17	24.6	323	31.9	na

Balancing Act

Georgia Tech has lived and succeeded by playing excellent defense during its four years under Josh Pastner, but once the Yellow Jackets had their entire roster available, they demonstrated efficient and sometimes potent offense as well.

Without relying a great deal on three-point shooting, Tech increased its tempo last season to a four-year high under Pastner, 70.1 possessions per game according to KenPom.com (No. 87 in the nation). Tech hit 70 or more possessions in five of its last seven ACC games, and the Yellow Jackets' tempo in league play (69.7) was the fourth-highest.

Against ACC teams (according to KenPom.com), Tech ranked No. 4 in effective field goal percentage (51.1), the Yellow Jackets' highest ranking in that category since they were No. 2 in 2010 (49.0).

Though the Jackets relied heavily on their starting guards Jose Alvarado and Michael Devoe for scoring, they did the majority of it inside the three-point line, Tech ranked No. 2 in conference games in percentage of points scored on two-point field goals (57.3), after ranking No. 1 in the ACC in that category each of the three previous seasons under Josh Pastner. Tech ranked 11th nationally in all games (58.5 percent).

Tech exceeded 100 points per 100 possessions 11 times, eight of those games coming since Jan. 4 at North Carolina, and exceeded 100 in four of its last 10 games (Notre Dame, Virginia Tech, Wake Forest, Pittsburgh).

Assisted Living

Georgia Tech coach Josh Pastner preached and prodded his Yellow Jackets on ball and player movement and hard cutting from the first time he got his team on the practice court. His primary measuring stick on how well the Jackets perform offensively is their ratio of assists to made field goals.

Tech has consistently been above the national average and maintained a high rate in ACC games.

The Jackets assisted on 62.6 percent of their field goals in their last five games, four of them wins.

Tech's top assists-to-made field goals ratios: 1987-88 – 68.3; 1988-89 – 65.9; 1986-87 – 65.8; 1992-93 – 65.0; 1985-86 – 64.8; 2000-01 – 62.9; 1999-00 – 62.9; 2016-17 – 62.6.

ASSISTS TO MADE FG UNDER PASTNER

Year	A/FGM	Nat'l Rank	Natl Avg.	Vs. ACC
2020-21	56.7	86	52.4	na
2019-20	53.3	139	51.5	58.0
2018-19	57.4	46	51.9	56.4
2017-18	54.3	119	52.3	53.9
2016-17	62.4	13	52.4	63.2

The Wright Stuff

The best player development story in Georgia Tech's program is that of junior forward Moses Wright, who played

Defend the Home

Tech's last six home ACC opponents in 2019-20

Opponent	Pts	Field Goals	3pt FG	TO	Eff*
NC State	58	.386 (22-57)	.222 (4-18)	14	85.2
Virginia Tech	57	.382 (21-55)	.174 (4-23)	10	86.0
Louisville	58	.339 (19-56)	.125 (3-24)	16	83.0
Clemson	59	.414 (24-58)	.100 (2-20)	16	83.2
Miami	57	.367 (22-60)	.118 (2-17)	17	79.7
Pittsburgh	57	.309 (17-55)	.429 (6-14)	18	82.6
Averages	57.7	.367 (125-341)	.181 (21-116)	15.1	83.3

*KenPom.com

only one year of high school basketball and was not rated at all coming out of high school.

One of the most improved players in the ACC, Wright was remarkably consistent as a junior. He failed to reach double figures in scoring only eight times, and never in back-to-back games until the final three games of the season. He doubled his scoring and rebounding averages over his sophomore season, and was the only Jacket to play and start every game.

The early returns this season are similar for the 6-9 Raleigh, N.C., native, who ranks No. 1 in the ACC in scoring (19.57), No. 8 in rebounding (7.43), No. 3 in field goal percentage (57.5 pct.) and No. 5 in minutes (35.45).

Those figures are 6.6 points per game, 0.4 rebounds per game and 4.4 percent from the floor better than his averages in 2019-20. He also has improved his free throw accuracy by 8.5 percent to 70.2, and is 4-of-8 from three-point range.

Author of a 33-point, 10-rebound game last year at Syracuse (14-of-17 FG), Wright posted another historic game in this year's season opener against Georgia State, scoring 31 points with 19 rebounds, falling one rebound shy of recording only the second 30/20 game in Tech history.

Said ESPN analyst Paul Biancardi during Tech's Dec. 20 win over Delaware State: "A zero-star recruit out of high school maybe, but he's producing like a 5-star player."

YEAR-BY-YEAR FOR WRIGHT

Year	PPG	RPG	FG%	3PT%	FT%	A/TO	MPG
2016-17	3.6	3.4	.307	.065	.543	17/29	16.6
2017-18	6.7	3.7	.470	.208	.489	23/34	18.5
2018-19	13.0	7.0	.531	.241	.617	28/82	30.4
2019-20	19.6	7.4	.575	.500	.702	12/10	35.5

All in for Alvarado

Point guard Jose Alvarado, recruited to Georgia Tech primarily for his winning attitude, toughness and determination, was given the green light by head coach Josh Pastner to handle the position as a freshman, sink or swim. He has developed into Tech's engine and leader on the floor, earning third-team All-ACC honors as a junior.

His value was never more apparent than last season, when the Brooklyn, N.Y., native missed seven full games and most of an eighth early last season. After Alvarado's return, the Jackets exceeded 100 points per 100 possessions eight times, averaged 69.9 points per game and shot 46.2 percent from the floor.

He was Tech's leading scorer in ACC games at 16.1 points per game (8th in the ACC) while converting on 46.5 percent of his shots from the floor (6th ACC) and 35.8 percent from three-point range. He led the ACC in steals (2.37) and ranked eighth in assists (4.50) in conference games.

The 6-foot senior has exceeded 20 points 10 times over his last 25 games, including three times this season. He ranks No. 8 in the ACC in scoring, No. 6 in steals, No. 6 in free throw percentage and No. 5 in minutes played (35.99).

Alvarado has posted 57 double-figure scoring games in his career, 20 times scoring 20 or more.

• **Said Pittsburgh coach Jeff Capel:** "He's always

TECH NOTEBOOK

Tech Alumni in the NBA

Player	Team
Derrick Favors	Utah Jazz
Josh Okogie	Minnesota Timberwolves
Thaddeus Young	Chicago Bulls

Tech Alumni Elsewhere

Player (years at Tech)	Current Team
Tony Akins (1998-2002)	SK Knights (South Korea)
Brandon Alston (2017-19)	Team Ehingen Urspring (Germany)
Alade Aminu (2005-09)	Polski Cukier Torun (Poland)
James Banks III (2018-20)	Hapool Beer Sheva (Israel)
Will Bynum (2004-06)	Bivouac/Big 3 (USA)
Demarco Cox (2014-15)	Quimper (France)
Mouhammad Faye (2006-08)	Promithias (Greece)
Marcus Georges-Hunt (2012-16)	Guangzhou (China)
Dion Glover (1997-99)	Bivouac/Big 3 (USA)
Trae Golden (2013-14)	Bahcesehir Koleji Istanbul (Turkey)
Abdoulaye Gueye (2014-19)	Ashtodd (Israel)
Josh Heath (2014-17)	Leuven Bears (Belgium)
Kammon Holsey (2011-14)	MBC Mykolaiv (Ukraine)
Jarrett Jack (2002-05)	Sioux Falls Skyforce (G League)
Tadric Jackson (2014-18)	Sentjur (Slovenia)
Ben Lammers (2014-18)	ALBA Berlin (Germany)
Gani Lawal (2007-10)	Fukuoka Rizing (Japan)
Anthony McHenry (2001-05)	Shinshu BW (Japan)
Daniel Miller (2009-14)	Sendai 89ers (Japan)
Charles Mitchell (2014-16)	Niigata Albirex (Japan)
Anthony Morrow (2004-08)	Bivouac/Big3 (USA)
Zachery Peacock (2006-10)	JL Bourg (France)
Glen Rice, Jr. (2009-12)	Juventus (Lithuania)
Robert Sampson (2013-15)	CSM Focsani (Romania)
Avi Schafer (2017-19)	Mikawa Sea Horses (Japan)
Adam Smith (2015-16)	Ionikos Nikias (Greece)
Jeremis Smith (2004-08)	Biqua (Uruguay)
Quinton Stephens (2013-17)	Leyma Basquet Coruna (Spain)
James White (2015-16)	Ural Ekaterinburg (Russia)

Former Tech Players in Coaching

Player (years at Tech)	Current Position
Kenny Anderson (1989-91)	*Fisk University
Ty Anderson (2006-09)	+Jacksonville State
Rod Balanis (1990-94)	#Notre Dame
Anthony Byrd (1981-84)	*Knightdale (N.C.) HS
Shaun Fein (1999-2001)	#Brooklyn Nets
Dion Glover (1997-98)	#Grand Rapids (NBA G-League)
Maurice Miller (2007-11)	*Arlington HS (Memphis)
Winston Neal (1999-01)	*Columbia State (Tenn.)
Mark Price (1982-86)	Denver Nuggets
Fred Vinson (1992-94)	#New Orleans Pelicans
Mfon Udofia (2009-13)	#College Park (NBA G-League)

Former Tech Coaches in Coaching

Coach (years at Tech)	Current Position
Amir Abdur-Rahim (2011-12)	*Kennesaw State
Sherman Dillard (1988-94)	#Iowa
Chad Dollar (2011-16)	#Georgia
Bruce Evans (2012-16)	#North Florida
Brian Gregory (2011-16)	*South Florida
Tavaras Hardy (2016-18)	*Loyola-Maryland
Tom Herriot (2014-16)	#South Florida
Chris Kreider (2007-09)	#Georgia State
Robert McCullum (2010-11)	*Florida A&M
Mamadou N'Diaye (2014-16)	#San Francisco
Billy Schmidt (2011-14)	+Chicago Bulls
Cliff Warren (2000-05)	#Georgia State
Charlton Young (2005-09)	#Florida State

*head coach; #assistant coach; +other staff

challenging. He's good, he's really confident. He plays with great spirit. He looks like he loves to play basketball. He looks like he loves to compete, not just play basketball. He loves to figure out how to beat you, how to get under your skin, how to motivate his team."

CAREER RANKINGS AT TECH FOR ALVARADO

Stat	Value	Rank
Points	1,152	35
3-point field goals	141	12
3-point FG attempts	424	13
Assists	303	16
Steals	167	10
Minutes per game	34.4	9

Sophomore Surge

Sophomore guard Michael Devoe, the highest-rated high school prospect Georgia Tech has recruited under Josh Pastner until this fall, steadily improved over the course of his freshman season and made a quantum leap for the Yellow Jackets as a sophomore.

The Orlando, Fla., native led the ACC in scoring through the month of November, and finished No. 7 at 16.0 points per game and No. 5 in field goal percentage (47.6).

Devoe scored 20 or more points in 10 games last season, including a career-best 34 in a loss to Georgia that earned him ACC Player of the Week honors, and reached double figures in all but five games.

He topped the NCAA rankings in three-point shooting early in the season, and made 42.7 percent for the season, 44.2 percent in ACC games. After a shooting slump gripped him in December prior to ACC play resuming, he hit 32-of-72 shots from three-point range (44.4 percent) in his last 17 games.

As a freshman, Devoe connected on 43.8 percent of his three-point tries in ACC games and averaged 35.4 minutes (10th-most). He hit 32-of-68 (47.1 pct.) three-point tries in his last 15 games.

Three Freshmen Join 2020-21 Squad

Georgia Tech filled all three of its available scholarships for this season, signing four-star 7-1 center **Saba Gigiberia**, three-star 6-2 guard **Tristan Maxwell** and three-star 6-9 forward **Jordan Meka**.

Gigiberia, originally from Tbilisi in the Republic of Georgia, attended Prolific Preparatory School in Napa, Calif., after a year at Findlay Prep in Las Vegas, Nev. He has represented Georgia in the FIBA U16 and U18 European Championships.

Meka, originally from Yaounde, Cameroon, has attended Mt. Bethel Christian Academy in Marietta, Ga., since ninth grade, and has made all-state teams the last three years and is the school's all-time leading scorer, rebounder and shot-blocker.

Maxwell, the son of 13-year NBA veteran Vernon Maxwell, led class 4A in three-point shooting last season at North Mecklenburg High School in Huntersville, N.C. He is the school's all-time leading three-point shooter and scorer, and was the consensus North Carolina Player of the Year in 2019-20.

Transfers Howard, Sturdivant Eligible Immediately

Georgia Tech added two players with high-major college experience when 6-10 forward Rodney Howard and 6-2 guard Kyle Sturdivant, both of whom prepped in the state of Georgia, transferred into the Tech program from Georgia and Southern California, respectively, following the 2019-20 season.

Both players were granted immediately eligibility by the NCAA and have three seasons to play for the Yellow Jackets.

Howard, who played 24 games last year and was the second-leading shot-blocker for the Bulldogs, adds experience a young post group that includes freshmen Saba Gigiberia and Jordan Meka.

Sturdivant, who played 21 games at USC before his

Offense/Defense Under Pastner

Source: KenPom.com. Nat'l rank in parentheses.

Year	Pace	Off. Eff.	Def. Eff.
2019-20	70.0 (88)	103.0 (171)	91.8 (16)
2018-19	66.8 (225)	101.7 (228)	96.5 (43)
2017-18	66.1 (227)	103.6 (197)	98.7 (61)
2016-17	68.2 (179)	100.0 (259)	91.0 (6)

season ended abruptly due to the death of his father, joins a deep and talented group of guards.

Pre-Season Storylines

• **Core group returns** - Georgia Tech has returned four of its five starters and seven of its eight primary rotation players in 2020-21. Tech's returning players combined for 125 starts and 79.7 percent of Tech's minutes in 2019-20.

• **Firepower returning** - Tech has returned its top three scorers from the season - Jose Alvarado, Michael Devoe and Moses Wright - who accounted for 56.2 percent of its points, 36.1 percent of its rebounds and 43.7 percent of its minutes.

• **Get old and stay old** - Tech's core group of returning players includes four seniors and two juniors.

• **Reinforcements** - Tech added three freshmen rated the nation's No. 51 recruiting class by 247Sports - 6-3 high-scoring guard Tristan Maxwell from North Mecklenburg High School in Charlotte, N.C., 6-9 post player Jordan Meka from Mt. Bethel Christian Academy in Kennesaw, Ga., and 7-1 post player Saba Gigiberia from Prolific Prep Academy in California.

• **Boomerang boys** - All four of the transfers on Georgia Tech's roster are from the Atlanta metropolitan area or went to high school here - Rodney Howard (Alpharetta/Centennial HS), Bubba Parham (Snellville/Brookwood HS), Kyle Sturdivant (Norcross/Norcross HS) and Jordan Usher (Canton/Wheeler HS). Tech graduated two others last season - James Banks III (Decatur, Ga., transferred from Texas) and Shembari Phillips (Atlanta, Ga., transferred from Tennessee).

• **106th season** - Georgia Tech is playing its 106th season of basketball in 2020-21 and began the season with an all-time record of 1,394-1,260 (22 wins and one loss from the 2016-17 and 2017-18 seasons were vacated by the NCAA Committee on Infractions).

• **63** - Total years of full-time experience on Division I staffs for Tech's coaching staff.

• **Rise above** - The Yellow Jackets once again outperformed pre-season projections in 2019-20, finishing in fifth place in the ACC after being picked to finish 12th in the official poll of ACC media. Last season, Tech finished 10th in the ACC after being projected to finish no higher than 13th in the preseason. Tech also outperformed projections in 2016-17, finishing 11th after being picked to finish 14th in Josh Pastner's first season. *The Jackets have been picked to finish ninth in 2020-21.*

• **Never on Tuesday** - Because Georgia Tech dropped the appeal of its postseason ban by the NCAA, it did not play in the ACC Tournament. It is worth noting, however, that the Yellow Jackets' fifth-place regular-season finish would have given them a first-round bye for the first time since the conference expanded to 15 teams.

• **The News at 11** - Tech achieved double-digit ACC wins for the first time since the Yellow Jackets went 13-3 to win the 1995-96 regular season title in the ACC. Tech has won 10 or more ACC games only three times in its 41-year history in the conference.

• **Winning** - Tech's last winning record in the ACC before last season was 2003-04 (9-7), and the Jackets have posted only seven such seasons in 41 years in the league.

• **Home stretch** - Georgia Tech won its final seven home games (six of them ACC games) after starting the season 3-6

TECH NOTEBOOK

Media Guidelines

Due to Covid-19 restrictions, all media access during the 2020-21 season, including non-game day sessions and post-game press conferences, will be conducted virtually via Zoom call.

The Yellow Jackets' student-athletes and coaches are generally available to the media prior to practices once prior to each game during the season. The practice schedule varies once the season begins, and media sessions will be scheduled and announced weekly.

Georgia Tech's practices are closed to the public and the media even during normal times.

Interview requests with student-athletes that need to be conducted at other times must be made through Mike Stamus in the communications office at least 24 hours in advance. These interviews will be scheduled around the student-athletes' availability and class schedule.

Media are asked not to contact student-athletes directly either by phone, text, social media or e-mail; they are instructed to refer media to the communications office. Every effort will be made to make players available when requested. Players are not available on game days until after the game.

Interviewing Coach Pastner

Media wishing to speak with Coach Pastner at times other than scheduled media availabilities must notify Mike Stamus in the communications office in advance to make or confirm arrangements. He also is available each Monday on the ACC Teleconference beginning January 4.

Post-Game Protocol

Each team will host its own postgame press conference via video teleconference. Georgia Tech will employ Zoom technology and provide a link to the media the day of each game.

Josh Pastner Radio Show

Head coach Josh Pastner's weekly radio show airs each Monday from 7-8 p.m. on "680 the Fan" and 93.7 FM, beginning in December.

ACC Coaches Weekly Teleconference

The 15 ACC head basketball coaches will be featured on nine Monday teleconferences during the 2019-20 season, beginning on January 4, and continuing through March 1. Each coach will have 10 minutes to make an opening statement and answer questions. There will be an instant replay of each teleconference on the Conference's internet site TheACC.com each Monday afternoon.

Coaches whose teams play on Monday in January and February are not required to participate in that day's call. Coaches who do not have a Monday game - Georgia Tech is one - will be on every Monday at the same time. The teleconference schedule for each Monday will differ for the other head coaches, depending on what teams play that Monday night.

Contact Andy Fledderjohann at the ACC media relations office (afledder@theacc.org) for the call-in number and for questions on the schedule.

within the confines of McCamish Pavilion. Tech's six-game home ACC win streak is its longest since the Jackets went 8-0 at home in the conference in 1995-96.

- **More snacks** - Tech finished 5-5 on the road in the ACC, having defeated NC State, North Carolina, Boston College, Wake Forest and Clemson. The last time Tech won five conference road games was 1995-96 (5-3), when the Jackets finished 13-3 overall and won the ACC regular season title. It is the only other time Tech has won as many as five ACC road games.

- **ACC honors** - Jose Alvarado (All-ACC third team), Michael Devoe (honorable mention All-ACC), James Banks III (ACC All-Defensive team for the second time).

- **Offense catches up to defense** - Tech finished the regular season No. 17 in the nation in defensive efficiency, according to KenPom.com, and with its best rankings in offensive efficiency and adjusted tempo in the Yellow Jackets' four years under Josh Pastner. Tech improved its overall field goal percentage in ACC games over 2018-19 by 3.6 percent, and its three-point rate by 3.5 percent.

- **A make-or-miss game** - After ranking near the bottom of the ACC in shooting over the first three years under Josh Pastner, Georgia Tech finished 2019-20 ranked No. 2 in the ACC in field goal percentage (46.2) against the conference, No. 6 in three-point percentage (34.1) and No. 9 in scoring (69.85). *See chart on page 4.*

- **More balanced** - Tech ranked ninth in the ACC in scoring average in conference games (69.85) and sixth in scoring defense (69.20). The Jackets have typically ranked near the top in defense (average ranking 4.3) and near the bottom in offense (14.3) the last three seasons. Tech also ranked near the middle in offensive (9th) and defensive efficiency (5th) against the league, according to KenPom.com.

- **Defending the arc** - Tech finished the season with a program record in 3-point field goal percentage defense (28.5 pct.), beating the 2004 Final Four team mark of 29.74 pct. ACC foes shot 29.2 percent against the Jackets, just shy of the mark of 29.0 percent yielded by the 2007-08 team.

- **Clamping down** - Tech won its final six ACC games at home (NC State, Virginia Tech, Louisville, Clemson, Miami, Pittsburgh), holding all five to less than 60 points (57.7 ppg) and limiting them to 36.7 percent shooting from the floor, 18.1 percent from three-point range. *See chart on page 6.*

Building Depth

The upward progress of Georgia Tech's program is evident in the development of its last three classes, each of whom has played significant minutes and made significant contributions on the ACC level. Though not highly-rated in terms of rankings, the players have a wide range of skills and have developed into consistent conference-level performers for the next couple of years.

a. The 2017-18 class of Jose Alvarado, Evan Cole and Moses Wright combined to start 152 games, and contributed 31.8 points, 11.0 rebounds and 76.5 minutes per game last season (Cole graduated and transferred after last season).

b. The 2018-19 class of Michael Devoe, Khalid Moore and Kristian Sjolund combined to start 117 games, and contributed 19.5 points, 6.0 rebounds and 50.4 minutes last season (Sjolund redshirted before transferring to UTEP after last season).

c. James Banks III, who transferred from Texas, and Jordan Usher, a transfer from Southern California, started 54 games, contributed 17.7 points, 12.0 rebounds and played 56.2 minutes per game in 2019-20.

Five-Star Player Development

Notable player development successes over the past four seasons include Josh Okogie, Ben Lammers, Tadic Jackson, Abdoulaye Gueye, James Banks III, Jose Alvarado, Moses Wright and Michael Devoe, who maximized their skill sets and

Jose Effect in 2019-20

Georgia Tech	With JA	Without JA
Record	14-10	3-4
Scoring average	70.7	61.3
Scoring margin	+3.8	-3.4
Field goal percentage	.464	.414
3-point percentage	.327	.267
3-pt FG per game	5.3	4.7
Free throw percentage	.707	.562
Free throw points per game	14.0	9.7
Assist/turnover ratio	0.9	0.7
Turnovers per game	15.5	18.6
Turnover margin	-2.3	-2.7
Steals per game	7.2	6.9

their production under the current coaching staff.

Okogie went from being ranked 11th in the state as a HS senior to a first-round NBA draft pick. Gueye, a 6-9 forward, developed from a project player into an ACC-level contributor in the first two seasons with the current staff. Graduate transfer Brandon Alston had similar statistical numbers at the ACC level as he compiled in two seasons at Lehigh.

Banks, a 6-10 center, made the ACC's All-Defensive team twice in two years and finished his career No. 8 in blocked shots at Tech. Wright blossomed at the end of the 2018-19 season and doubled his scoring and rebounding averages in 2019-20 over his sophomore year. Devoe added more than six points to his scoring average and ranked among the top five in the ACC in field goal and three-point percentage.

Tech Inks 16th-Ranked Recruiting Class

Georgia Tech signed its highest-rated class in nine years during the November signing period when four-star guards Dallen "Deebo" Coleman and Miles Kelly, as well as three-star forward Jalon Moore, put their names on letters-of-intent to join the Yellow Jackets.

The three-player class is rated the 17th-best in the nation and third-best in the Atlantic Coast Conference according to the 247Sports composite team rankings. Coleman, a 6-6 guard from Callahan, Fla., at No. 48 nationally, is the highest-rated player to sign with Tech during the tenure of head coach Josh Pastner. Kelly, a 6-5 guard from Lilburn, Ga., is No. 108 according to 247Sports but as high as No. 98 according to Rivals. Moore, a 6-6 forward from Gardendale, Ala., holds a 247Sports ranking of No. 137.

It is the first time since 2012 that Georgia Tech has signed as many as three players ranked among the nation's top 150 in the 247Sports ranking. Tech's 2012 recruiting class included four-star forwards Marcus Georges-Hunt and Robert Carter, Jr., and was rated the nation's 10th-best. The Jackets had the nation's 11th-ranked class in 2009, a six-player group highlighted by forward Derrick Favors, the nation's top-ranked prospect, and guard Mfon Udofia.

Winning Starts at Home

Georgia Tech and head coach Josh Pastner have made a priority of making McCamish Pavilion a real homecourt advantage for the program, and the Yellow Jackets made a good start on that by setting a program record for wins at home (17) in 2017-18, which included a 7-2 ACC record and two NIT victories.

Tech is 22-15 against ACC teams at home under Pastner, and that includes a 6-8 mark against ranked opponents.

Tech is 52-22 overall at McCamish Pavilion under Pastner, 95-52 since the building opened for the 2012-13 season.

TECH NOTEBOOK

Three Tech Alumni on NBA Rosters

Since 1982, Georgia Tech has produced 19 first-round NBA draft picks and 46 draft picks overall. A total of 40 Georgia Tech alumni have played in the NBA.

Three former Georgia Tech basketball stars are currently on NBA rosters, including guard **Josh Okogie**, who was drafted 20th overall by the Minnesota Timberwolves in 2018 and is in his third season with the team.

Thaddeus Young, a 14-year NBA veteran, is in his second season with the Chicago Bulls following three full seasons with the Indiana Pacers, seven seasons in Philadelphia, one in Minnesota and two in Brooklyn.

Derrick Favors, an 11-year veteran, has returned to the Utah Jazz after spending the 2019-20 campaign with the New Orleans Pelicans. He emerged as a key figure in his previous nine-year stint, but became a free agent after the 2018-19 season and signed with New Orleans.

Arts and Letters

Beginning with Moe Miller and Lance Storrs in the summer of 2011, every four-year senior in the Georgia Tech program has graduated, with the exception 2019 senior Ben Lammers, who is playing pro ball overseas and needs to complete one course.

Ten different Georgia Tech players have made the ACC All-Academic team since it was established in 2011, with Marcus Georges-Hunt and Tadic Jackson making it twice.

Tech's men's basketball team has recorded the highest Academic Progress Report scores the last five years since the NCAA began tracking academic performance in 2004-05. The Jackets scored a perfect team single year APR score of 1000 three straight years from 2011-13.

BASKETBALL GRADUATES

2012 - Derek Craig, Nick Foreman
2013 - Mfon Udofia, Pierre Jordan (Master's), Brandon Reed
2014 - Kammeon Holsey, Daniel Miller, Jason Morris
2015 - Robert Sampson
2016 - Marcus George-Hunt, Travis Jorgenson
2017 - Josh Heath, Corey Heyward, Kellen McCormick (Master's), Jodan Price (Master's), Rand Rowland, Quinton Stephens
2018 - Tadic Jackson, Ben Lammers (has one course to complete)
2019 - Abdoulaye Gueye, Sylvester Ogbonda, Brandon Alston (Master's)
2020 - Evan Cole, Shembari Phillips

Welcome to The Hank

Georgia Tech is playing its seventh season in McCamish Pavilion, which was essentially brand new when it opened for the 2012-13 season. The only physical elements of McCamish Pavilion that remain from the venerable Alexander Memorial Coliseum are the roof and the 32 steel ribs that support it.

The capacity of McCamish Pavilion is 8,600, including 1,665 seats in the new balcony level and 6,935 seats in the lower seating bowl. There are no suites, but there is a club area that seats 500. Alexander Memorial Coliseum seated 9,191 spectators in its final configuration.

The most impressive features of McCamish Pavilion are its grand entrance, which fronts 10th and Fowler Streets, the ability for patrons to view the court from the main concourse all the way around, and the theatrical lighting system, which concentrates light on the court while leaving the seating areas dark, modeled after the Staples Center in Los Angeles and Madison Square Garden in New York.

Tech played 55 seasons in Alexander Memorial Coliseum, compiling a record of 556-194 (.741). Miami was the last team to play Tech in Alexander Memorial Coliseum, a game Tech won, and was the first ACC team to play in McCamish Pavilion on Jan. 5, which Miami won. For the 2011-12 season, Tech played its

home games at Philips Arena and the Arena at Gwinnett.

20-Game ACC Schedule Rotation

Beginning with the 2019-20 season, the Atlantic Coast Conference implemented a 20-game schedule for all its teams and announced a rotation that will carry the league through the 2021-22 season.

Each team plays its two primary rivals every season both home and away (four games - Clemson and Notre Dame remain Georgia Tech's primary home-and-away opponents) and four rotating opponents both home and away (eight games). The remaining eight opponents will be single games, four at home and four on the road. The full cycle of repeat opponents will be complete following the third year.

Under the former 18-game schedule, each team played four opponents both home and away each season, four at home and four away.

In 2020-21, Tech's home-and-away opponents are Clemson, Duke, Florida State, Notre Dame, Virginia and Wake Forest, with home games against Boston College, North Carolina, Pittsburgh and Syracuse. Away-only opponents are Louisville, Miami, NC State, Virginia Tech.

In 2021-22, the Yellow Jackets play Boston College, Clemson, Miami, North Carolina, Notre Dame and Virginia Tech both home and on the road, and will host Florida State, Louisville, NC State and Wake Forest. Away-only opponents are Duke, Pittsburgh, Syracuse and Virginia.

Tech's NCAA Tournament History

Georgia Tech has played in the NCAA Tournament 16 times in its history. Fifteen of those appearances have occurred from 1985 to the present, 10 under head coach Bobby Cremins and five under Paul Hewitt.

Tech has a record of 23-16 in NCAA Tournament play, highlighted by its 2004 trip to the NCAA title game as well as a Final Four berth in 1990. The Yellow Jackets have reached the NCAA Sweet 16 seven times (1960, 1985, 1986, 1990, 1992, 1996, 2004).

The 2004 and 2005 appearances were Tech's' first back-to-back appearances since Bobby Cremins led the Institute to the Big Dance nine straight years from 1985-93.

Georgia Tech has won at least one game in 11 of its 16 NCAA Tournament appearances.

Tech's ACC Tournament History

Georgia Tech has played in 40 ACC Tournaments, and has a 26-37 all-time record in the event. The Yellow Jackets have won three championships, in 1985 (Atlanta), 1990 (Charlotte) and 1993 (Charlotte).

Tech has been a runner-up four times (1986, 1996, 2005, 2010). The 1986, 1996 and 2010 runs to the finals occurred in Greensboro. Tech also made the finals in 2005 at the Verizon Center in Washington, D.C.

Tech was 0-2 in the ACC Tournament under coach Dwane Morrison, 15-16 under Bobby Cremins (including all three titles), 9-11 under Paul Hewitt (runner-up in 2005 and 2010), 2-5 under Brian Gregory, and 0-3 under Josh Paster.

Tech did not play in the 2020 tournament while serving an NCAA postseason ban.

Career Games With ...

Double-Figure Points	2020-21	Career
Jose Alvarado	6	57
Michael Devoe	5	43
Khalid Moore	2	7
Bubba Parham	4	+63
Kyle Sturdivant	1	#2
Jordan Usher	5	*23
Moses Wright	7	38
+includes 53 at VMI; *includes 10 at USC; #includes 1 at USC		

20-plus Points	2020-21	Career
Jose Alvarado	3	21
Michael Devoe	2	14
Bubba Parham	--	24
Jordan Usher	--	*2
Moses Wright	4	7

30-plus Points	2020-21	Career
Michael Devoe	1	1
Bubba Parham	0	9
Moses Wright	1	2

10-plus Rebounds	2020-21	Career
Jose Alvarado	1	2
Michael Devoe	1	1
Jordan Usher	1	1
Moses Wright	1	9

Double-Doubles	2020-21	Career
Jose Alvarado	1	2
Michael Devoe	1	1
Jordan Usher	1	1
Moses Wright	1	8

Tech in ACC Rankings

All Games	Player	#	Rank
Scoring average	Moses Wright	19.57	1
	Jose Alvarado	16.86	7
	Michael Devoe	13.00	t19
Rebound average	Moses Wright	7.43	8
	Moses Wright	.575	3
Field goal pct.	Jose Alvarado	.476	13
Free throw pct.	Jose Alvarado	.893	6
3-point FG made	Jose Alvarado	2.14	t7
Assists	Jose Alvarado	3.57	t12
	Michael Devoe	3.43	14
Assist/TO ratio	Jose Alvarado	1.67	11
	Jordan Usher	1.50	t12
Steals	Jose Alvarado	2.14	6
	Jordan Usher	1.57	t15
Offensive rebounds	Moses Wright	3.29	3
Minutes Played	Jose Alvarado	35.99	4
	Moses Wright	35.45	5
	Michael Devoe	33.31	12

TECH NOTEBOOK

McCamish Pavilion 411

Name: McCamish Pavilion (mc-CAME-ish), named for Atlanta insurance executive Hank McCamish who gave the lead gift for the facility

Capacity: approximately 8,600 (6935 court level, 1665 balcony level)

Cost: \$50 million

Contractor: Whiting-Turner

Architect: Populous

Cremins Court: the court remains named for the former Tech head coach

Alexander Courtyard: located at the Fowler Street entrance, honors the former Tech director of athletics and the history of the former Tech home arena named for him

Grand entrance: 10th and Fowler Streets, foyer includes graphic representations of retired jerseys and Tech's two Final Four appearances

Other entrances: West entrance off Fowler Street (students and media), East entrance from main arena parking (for club patrons)

Features: center-hung scoreboard and video boards, mezzanine fascia ribbon boards, theatrical lighting, primarily chairback seating, club area

Facts and Dates

- 2,500 cubic yards of concrete removed
- 3,000 cubic yards of concrete installed
- 500 tons of new steel installed
- Over 1 mile of new railing installed
- 20,000 gallons of paint used
- 2,000 feet of new mechanical piping
- 2,500 feet of new ductwork
- \$4M in new audio-visual and scoreboards
- 50 TV's throughout the concourse and Callaway Club
- Farthest distance material has traveled to get on site: 4,835 miles
- Shortest distance material has traveled to get on site: 1 mile
- Number of Tech alumni involved in the project: over 100
- Number of days construction took: 520
- Number of 1950's old style Coke bottles found while installing the underground foundations: 11
- Number of new staircases: 13
- Number of new sports lights for the competition floor: Over 300
- 270-degree court view from concourse

Groundbreaking: May 5, 2011

Opening: October, 2012

First public event: Oct. 21, 2012 - Jacket Jam (men's and women's scrimmages)

First men's game: Nov. 9, 2012 vs. Tulane

Head coaches: Brian Gregory of Georgia Tech, Ed Conroy of Tulane

Officiating crew: Karl Hess, Gary Maxwell, Raymond Styons

TV announce crew: Tom Werme, Cory Alexander (ACC Network)

First Tech points: Marcus Georges-Hunt (2 FT, 18:13, 1st half)

First basket: Tulane's Josh Davis (18:44, 1st half)

Attendance: 8,600 (sellout)

First women's game: Nov. 11, 2012 vs. Tennessee

Tech played 55 seasons in Alexander Memorial Coliseum, compiling a record of 556-194 (.741). Miami was the last team to play Tech there, a game Tech won, and was the first ACC team to play in McCamish Pavilion, which Miami won. For the 2011-12 season, Tech played its home games at Philips Arena and the Arena at Gwinnett.

Georgia Tech By the Numbers

1	SEC Championships
1	NCAA Post-Graduate Scholar
1	Naismith Award winner
2	Final Four appearances
2	ACC regular-season titles
2	ACC Players of the Year
2	National Freshmen of the Year
3	ACC Championships
3	Years a Member of the Metro Conference
5	First-team All-America players
6	Jersey numbers retired
6	Academic All-Americans
7	NCAA Sweet 16 appearances
8	Wins over teams ranked No. 1
8	NBA lottery picks
12	ACC Rookie of the Year honorees
14	Head coaches in program history
16	NCAA Tournament berths
19	NBA first-round draft picks
24	Total postseason berths (NCAA and NIT)
32	Years a Member of the SEC
40	Years a Member of the ACC
47	Players taken in the NBA Draft
49	Players selected All-ACC
228	Weeks ranked in either AP or Coaches Poll

BIO UPDATES

Head Coach Josh Pastner • 5th season

After guiding Memphis to five post-season berths in seven seasons as the Tigers' head coach, Josh Pastner became Georgia Tech's 14th head basketball coach on April 8, 2016.

Implementing a high-energy style of play and creative offensive and defensive schemes, and building the Jackets' talent base for the future, Pastner has established the Yellow Jackets as one of the top defensive teams in the nation, while he and his staff have steadily improved the team's offense to be ranked in the top half of the Atlantic Coast Conference.

Pastner has tirelessly promoted the program on campus and throughout the city of Atlanta in an effort to re-create the major homecourt atmosphere that surrounded the Yellow Jackets throughout the 1980s, 1990s and into the middle of the 2000s. The result has been numerous wins, high excitement and 13 sellouts in four seasons at McCamish Pavilion.

Four of his players - guards Josh Okogie, Jose Alvarado and Michael Devoe, as well as centers Ben Lammers and James Banks III - have earned Atlantic Conference honors during his tenure. Okogie, in particular, developed from an under-the-radar high school prospect into a highly-regarded NBA prospect, having been selected 20th in the 2018 NBA Draft, while Lammers has had a successful first two years as a pro in Europe.

In year four of Pastner's rebuilding of the Tech program, the Yellow Jackets posted a 17-14 record in 2019-20, winning nine of its last 12 games, including six of the last seven. Tech finished with the program's first winning ACC record since 2004, its highest ACC finish since 2005 (fifth) and its most conference victories (11-9 record) since 1996.

The Jackets ranked No. 17 in the nation in defensive efficiency while finishing ninth in the ACC in scoring against league teams, second in field goal percentage and sixth in three-point percentage.

Three players - guards Jose Alvarado (All-ACC third team), Michael Devoe (All-ACC honorable mention) and center James Banks III (ACC All-Defensive team) - earned conference honors.

In his first season at the helm, his Yellow Jacket team defied all pre-season expectations by reaching the post-season and advancing to the finals of the National Invitation Tournament. Tech earned victories over No. 9 North Carolina, No. 6 Florida State and No. 14 Notre Dame (later vacated by the NCAA Committee on Infractions), who all finished among the top four in the ACC regular season. He was named Coach of the Year in the ACC and in NABC District 2.

Two of his players earned all-Atlantic Coast Conference honors; junior center Ben Lammers was named second-team All-ACC and ACC Defensive Player of the Year, while freshman guard Josh Okogie was named to the ACC All-Freshman team.

Though hampered by several significant injuries and other issues in 2017-18, Tech still was able to knock off a pair of top-25 teams while Lammers and Okogie again earned conference honors, and Okogie developed into an NBA first-round draft choice. In 2018-19, the Yellow Jackets picked up significant road wins at Arkansas, Syracuse and NC State, each of whom made post-season play.

Pastner, 43, compiled a 167-73 record over seven seasons as the head coach at Memphis, where the Tigers earned bids to the NCAA Tournament four times. He tied for the 10th most wins for a head coach in his first seven seasons in Division I basketball history, and was the second winningest active coach under the age of 40 in NCAA Division I at the time.

Despite his young age, Pastner has been involved in basketball at the Division I level for 22 years, as a player and an assistant coach at Arizona, and as an assistant coach and the head coach at Memphis. He has been a part of teams that have won 541 games, played in 17 NCAA Tournaments and 19 total post-season events. Teams he has been involved with have won 12 conference tournament or regular-season championships, advanced to seven Sweet Sixteens, five Elite Eights, two Final Fours and two NCAA championship games.

As an NCAA head or assistant coach and an AAU head coach, he has coached nearly 25 NBA draft selections.

Pastner's Memphis teams averaged 23.9 wins per season and compiled a conference regular-season record of 82-36, including a conference winning streak of 28 games. The Tigers went 11-4 in Conference USA and American Athletic Conference tournaments, including three championships.

He guided Memphis to five post-season berths, the NIT in 2010 and the NCAA Tournament in 2011, 2012, 2013 and 2014. Pastner twice won Conference USA Coach of the Year honors (2010, 2013) by various organizations and news media.

Pastner was born in Glen Dale, W.Va., and grew up in Kingwood, Texas. He earned his bachelor's degree in family studies in December of 1998, in just two and a half years, from Arizona and his master's degree in teaching and teacher education from Arizona in December of 1999, all while lettering four years in basketball under head coach Lute Olson.

He married the former Kerri Lamas of Sierra Vista, Ariz., in 2009. He has a stepson (Ethan) and three daughters, Payten, Kamryn and Harper.

Pastner as a Head Coach

Season	School	Overall	Conference	Postseason
2009-10	Memphis	24-10	13-3/2nd	NIT second round
2010-11	Memphis	25-10	10-6/4th	NCAA Tournament
2011-12	Memphis	26-9	13-3/1st	NCAA Tournament
2012-13	Memphis	31-5	16-0/1st	NCAA Tournament, round of 32
2013-14	Memphis	24-10	12-6/3rd	NCAA Tournament, round of 32
2014-15	Memphis	18-14	10-8/5th	
2015-16	Memphis	19-15	8-10/7th	
at Memphis	7 years	167-73	82-36	
2016-17	Georgia Tech	! 21-16	! 8-10/11th	NIT finals!
2017-18	Georgia Tech	! 13-19	6-12/13th	
2018-19	Georgia Tech	14-18	6-12/10th	
2019-20	Georgia Tech	17-14	11-9/5th	
2020-21	Georgia Tech	4-3	0-1	
at Georgia Tech	5th year	! 69-70	! 31-44	
Career	12th year	! 236-143	! 113-80	

! On-court record (22 wins and one loss from 2016-17 and 2017-18 seasons, as well as Tech's NIT appearance, vacated by the NCAA Committee on Infractions)

Pastner Resume

- Head coach, Georgia Tech (2016-present)
- Head coach, Memphis (2009-16) - 4 NCAA Tournaments, 1 NIT, 4 Conference USA titles
- Assistant coach under John Calipari, Memphis (2008-09) - NCAA Sweet 16, C-USA champions
- Assistant coach under Lute Olson, Arizona (2002-08) - 6 NCAA Tournaments, 2 Pac-10 titles
- Basketball staff assistant under Lute Olson, Arizona (2000-02) - Pac-10 champions in 2002
- Played collegiately for Lute Olson, Arizona (1996-2000) - 4 NCAA Tournaments, 1997 National Champions, 2 Pac-10 titles

Also on the Bench

ERIC REVENO

Associate Head Coach • 5th year at Tech

Eric Reveno, who served 10 years as the head coach at the University of Portland, joined Josh Pastner's men's basketball staff in May, 2016. He was promoted to associate head coach on Nov. 1, 2019.

The former post player oversaw one of the Yellow Jackets' great successes in 2016-17 in the development of 6-10 center Ben Lammers, who became a second-team All-ACC performer and the conference's Defensive Player of the Year. He also helped transfer James Banks III develop into one of the ACC's top defensive players, making the ACC's All-Defensive team twice.

Reveno's penchant for analytics has led the Jackets to adopt advanced new methods and technologies to help the team's performance, such as the new Noah shot-tracking systems in the Zelnak Practice Facility and the McCamish Pavilion main floor, along with other analytics and data-gathering methods. In addition to recruiting, player development, on-court coaching, scouting and game-planning, Reveno also handles budget management, staff organization and game scheduling for the program.

Reveno, 54, and his wife, Amanda, have two children: Katie (16) and Andrew (13).

JULIAN SWARTZ

Assistant Coach • 5th year at Tech

A 17-year coaching veteran, including 10 years on the NCAA Division I level, Julian Swartz was named an assistant coach on Josh Pastner's staff in August of 2018.

Swartz, 40, is responsible for on-court development of Tech players and focuses his efforts on the Yellow Jackets' defensive schemes as well as handle recruiting responsibilities. He helped guide Tech's defense to a national ranking of No. 37 in efficiency in 2018-19 and No. 17 in 2019-20, according to KenPom.com, and the Yellow Jackets also ranked among the top 15 in effective field goal percentage and three-point defense.

Swartz's efforts have been central to the Jackets' last two recruiting classes, and he has been ranked No. 6 among college basketball recruiters by 247Sports. Tech's 20201 class of guards Dallon "Deebo" Coleman and Miles Kelly and forward Jalon Moore was ranked the 17th-best in the nation.

ANTHONY WILKINS

Assistant Coach • 3rd year at Tech

Anthony Wilkins, an Atlanta native who spent the past five seasons on the coaching staff at Tulane University, joined Georgia Tech's basketball staff in June of 2018.

Wilkins, 40, served as an assistant coach for four seasons at Tulane after serving as director of basketball operations during his first year with the Green Wave. At Tulane, Wilkins handled game strategy and scout prep responsibilities along with player development and recruiting duties. He also had six years of professional playing experience prior to entering the coaching world.

Focusing his on-court efforts with Tech's offense, the Yellow Jackets made significant strides in his two seasons on The Flats, helping elevate the Jackets into the top half of the ACC in scoring, field goal percentage and three-point shooting. He helped develop Tech's guard tandem of Jose Alvarado and Michael Devoe into two of the ACC's top 10 scorers last season.

Born in Atlanta, Wilkins lived in the city for much of his childhood and attended Therrell High School for two years before finishing his high school studies at Glenville High School in Cleveland, Ohio.

BIO UPDATES (see game-by-game stats and career highs in stat pack)

10 • Jose Alvarado • G • 6-0 • 179 • Sr.

- Voted preseason second-team All-ACC by the official panel of media at ACC Operation Basketball
- Matched his career best of 29 points twice this season, vs. Georgia State in the season opener (with 10 rebounds) and vs. Delaware State (with 5 assists, 11-14 FG, 4-5 3pt FG)
- Led Jackets to win at Nebraska with 24 points (19 in second half), 7-12 FG, 3-5 3pt FG, 3 ast
- Scored 17 of his 29 against Delaware State in the second half to spark a 25-1 run in a 28-point victory
- No. 7 in ACC in scoring (16.86 ppg), No. 13 in FG percentage (47.6), tied 7th in 3pt FG made (2.14), No. 6 in steals (2.14), No. 6 in FT pct (.893), No. 4 in average minutes (35.99) ... Averaging 3.1 assists against 2.1 turnovers (11th)
- Tough, determined, high-motor point guard who has been an ironman for the Yellow Jackets when healthy
- Voted to the All-ACC third team last year despite missing seven games due to injury early in the season
- Became the 45th Tech player to reach 1,000 career points against Pittsburgh last March 4 ... He now ranks No. 35 at Tech with 1,152 points and is the No. 2 active career points leader in the ACC behind Chris Lykes of Miami
- Has 57 career double-figure scoring games (16 as a freshman, 20 as a sophomore, 15 as a junior) ... Has topped 20 points 20 times
- Has risen to No. 10 all-time at Tech in career steals (165) and is the ACC's active career leader
- His 303 career assists are third-most among active ACC players, 16th all-time at Tech
- No. 12 at Tech in career three-point field goals (141)
- Has started all but one game he has been available to play in his career ... Missed 15 games due to injury, seven as a junior with a sprained ankle and eight as a freshman due to a broken elbow
- Has 14 complete games (40 minutes) in his career ... Played 58:22 of a possible 60 minutes in Tech's 4 OT loss to Georgia State
- Hit at least one three-point field goal in 25 straight games, dating back to last Jan. 4 at North Carolina
- Ten 20-point efforts over his last 25 games, beginning with a 25-point performance at North Carolina in which he hit 8-of-12 shots from the floor and 4-of-6 from distance ... Scored 29 vs. Georgia State, 24 at Nebraska this season
- Set a Tech record with nine steals last season vs. NC State, broke the Tech record of eight set by Kenny Anderson, another Brooklyn product, against Duke on Jan. 30, 1991 ... ACC record is 11, and only three ACC players have ever recorded more than nine steals in a game ... Led the ACC in that category (2.37 per game)
- In ACC games last season, ranked 8th in scoring (16.05 ppg), No. 6 in field goal percentage (.465), No. 8 in assists (4.32) and No. 1 in steals (2.37)

0 • Michael Devoe • G • 6-5 • 197 • Jr.

- One of the most improved players in the ACC from freshman to sophomore seasons, improving his scoring average more than six points per game overall and four points per game in conference play ... Earned honorable mention All-Atlantic Coast Conference honors ... Named to Associated Press' All-ACC second team
- Left-handed combo guard with a high IQ who ranks No. 19 in the ACC in scoring average (13.00), No. 12 in average minutes (33.11)
- Rebounded from the first scoreless game of his career vs. Kentucky to average 13.2 points over his last four games, hitting 19-of-40 shots from the floor and 7-of-19 from three-point range
- Current averages: 13.0 ppg, 5.3 rpg, 3.4 apg, 40 percent FG, 31.6 percent on threes
- Last season: finished No. 7 in the ACC in scoring (16.00 ppg) and No. 5 in field goal percentage (47.6) ... Hit 42.7 percent of his three-point tries, 44.2 percent in ACC games, the best rate for a Tech player since Anthony Morrow in 2007-08
- Averaged 15.7 points and 4.3 assists over Tech's final 11 ACC games ... Scored 22 points with seven assists at Pitt, 24 points with five assists at Wake Forest, 20 points at Clemson, including the game-winning field goal
- Ranks No. 14 in the ACC in minutes played (33.31); was No. 6 last season (35.14 mpg)
- Scored 20 or more points 10 times last season, and hit for 24 in season opener vs. Georgia State, 21 at FSU
- Notched first career double-double vs. the Panthers with a career-high 13 rebounds
- Scored in double digits 41 times in his career, and has 13 20+ games

14 • David Didenko • F • 6-9 • 233 • Jr.

- Last name pronounced "duh-DEN-ko"
- Played in six games last season, scoring his first points on a three-pointer vs. Morehouse ... Played in one game this season
- Native of Russia who attended Boca Raton Community School in Florida and spent the 2018-19 season at Palm Beach State College, a junior college in Boca Raton
- Excellent student and a full academic qualifier out of high school who signed a letter-of-intent to attend Tech in November, 2018 and enrolled for the summer, 2019 term
- Eligible immediately and has three seasons with the Yellow Jackets ... Excellent physical size with high basketball IQ and skills
- Born in Yakutsk, Russia, came to Brooklyn, N.Y., in August, 2010, at the age of 11, on vacation, and has remained in the United States
- Prior to his enrollment at Boca Raton Community High School, attended Northeast High School as a junior, and Montverde Academy for his ninth- and 10th grade years
- Played in 27 games, starting four, for Palm Beach State, where he averaged 3.8 points and 3.4 rebounds ... Team went 21-9
- Hit 32.7 percent of his shots from the floor, 21.7 from three-point range and 60.5 percent from the foul line
- Hit double figures three times, scoring 12 points each against Cape Fear CC, Polk State College and Florida National Univ. JV

2 • Saba Gigiberia • C • 7-1 • 250 • Fr.

- Name pronounced "SOBB-uh GEE-GEE-buh-REE-uh" with a hard G
- Played short minutes in four games this season, but saw 10:01 vs. Delaware State (2 pts, 6 reb)
- Four-star post prospect originally from the Republic of Georgia who played his high school basketball in the United States
- Excellent basketball IQ who can play with his back to the basket or facing the basket, has a 7-foot-4 wingspan
- Grew up playing rugby, but said his grandfather encouraged him to switch to basketball at 12 because of his height ... Developed well and earned a spot with a club in Spain at 14 years old, where he played for two years before leaving for the U.S. at age 16
- Played his final year of high school at Prolific Preparatory School in Napa, Calif., ranked as high as No. 72 nationally (247Sports) and No. 14 at his position ... Played at Findlay Prep his junior year.
- Played for his home country of Georgia in the FIBA U16 European Division B Championship in 2017, and in the FIBA U18 European Division B Championship in 2019.

24 • Rodney Howard • F • 6-10 • 241 • So.

- Enrolled at Georgia Tech in the summer of 2020 following his transfer from Georgia, where he played his freshman year
- Received immediate eligibility from the NCAA and has three years of eligibility at Tech
- Started Tech's first two games in the post this season, with highs of six points and four rebounds against Mercer, but played in only two games since as Tech played a small lineup
- Played 10:01 vs. Delaware State (7 pts, 3-3 FG)
- Originally signed with Ole Miss before re-opening his recruitment following a coaching change there, and signed with the Bulldogs
- Attended high school in Alpharetta, Ga., prior to his senior year, which he spent at Legacy Charter School in South Carolina
- Played in 24 games, including a pair of starts against N.C. Central and at Arizona State, last season at Georgia ... Averaged 1.3 points, 1.5 rebounds and 0.6 blocks in 7.3 minutes of action per game, hitting 13-of-23 shots from the floor (56.5 pct.)
- Finished second on the team in blocked shots (15) despite seeing a fraction of the playing time of the team leaders
- Played double-digit minutes in two SEC games late in the season - South Carolina and LSU

BIO UPDATES (see game-by-game stats and career highs in stat pack)

11 • Tristan Maxwell • G • 6-2 • 209 • Fr.

- High-scoring and record-setting guard who was named the North Carolina state player of the year by the Charlotte Observer and MaxPreps following his senior year
- A consensus three-star rating with a ranking as high as No. 198 nationally, and No. 37 at his position
- Missed most of Tech's preseason practice with a broken bone in his right foot ... Saw his first action against Delaware State (3 points on free throws in 8:12)
- Son of Vernon Maxwell, a former University of Florida All-American and longtime NBA veteran and champion with the Houston Rockets
- The first Charlotte, N.C., area prospect to sign with Georgia Tech since Anthony Morrow in 2005
- Double-figure scorer for North Mecklenburg High School since his freshman year, earning all-conference honors four years and all-state honors as a junior and senior
- Became the school's all-time leading scorer his senior year (finished with 2,253 points, 20th-most all-time in the state) and set the school mark for three-point field goals (finished with 331) by the end of his junior year
- North Mecklenburg compiled a record of 104-12 in his four years on the team, winning its conference and reaching the sectional finals each year

23 • Jordan Meka • F • 6-8 • 224 • Fr.

- Last name pronounced "MECK-uh"
- Played in one game, eight minutes vs. Mercer, but is out indefinitely with a back injury
- Multiple all-state and all-Atlanta Metro performer with a 7-foot-1 wingspan
- Ranked as high as No. 129 nationally and No. 26 at his position by 247Sports (power forward)
- Enjoyed a record-breaking career at Mount Bethel Christian Academy, setting school records for points, rebounds and blocked shots
- High-level student academically, originally from Yaoundé, Cameroon, moved to the United States in 2016
- Earned all-state honors in Mount Bethel's classification (A-private) every year since his freshman year, including player of the year honors as a sophomore
- Led the Eagles to a pair of state Georgia Independent Christian Athletic Association (GICAA) titles in 2017 and 2018, and to the Class A semifinals as a junior in 2019 ... Reached the A-private state playoffs in 2020 and finished second, beating the No. 4, No. 9 and 15 teams along the way ... Four-year record of 87-36
- Before his senior year even began, had set career school records for points (finished with 1,670, surpassing current Tech guard Coleman Boyd), rebounds (920) and blocked shots (>400)

12 • Khalid Moore • F • 6-7 • 200 • Jr.

- First name pronounced "kuh-LEED"
- Athletic and long (7-foot, 0.5-inch wingspan) forward with good scoring ability and basketball IQ
- Key player in Tech's win at Nebraska with season highs of 11 points (5-7 FG) and eight rebounds ... Had four points, six rebounds, four assists at Florida State ... Matched season high with 11 vs. Delaware State (2-3 FG, 2-2 3pt FG, 5-6 FT)
- No. 23 on the team in steals, No. 6 in scoring, No. 4 in rebounding
- Started 12 games last season, 22 for his career ... Started three games against NC State, Morehouse and Notre Dame last season, replacing injured Michael Devoe (14 total points, 5-12 FG, only one turnover in 52 minutes)
- Averaging 3.7 points and 2.3 rebounds for the season
- Does a lot of things that don't show up in the box score, good passer, moves well without the ball, keeps Tech offense moving, and his length and activity is an asset on defense ... Plus/minus rating generally on the positive side
- Excellent sophomore debut with 11 points, four rebounds, three assists and six steals in Tech's victory at NC State ... Collected a critical offensive rebound and dish to James Banks for field goal attempt on which he was fouled for the winning points
- Had two double-figure games last season, also scored 10 at Kentucky
- One of two New York natives on the team ... Came from the same high school (Archbishop Molloy) as Yellow Jackets' legendary point guard Kenny Anderson, and played on the same AAU team as teammate Jose Alvarado

3 • Bubba Parham • G • 5-10 • 160 • Jr.

- Last name pronounced "PARR-um"
- Atlanta-area product who transferred to Georgia Tech following two standout seasons at VMI, where he made the All-Southern Conference team as a sophomore and was named SoCon Freshman of the Year
- High-volume three-point shooter who can score in a variety of ways despite his small stature
- Averaging 10.0 points in 2020-21, including a Tech career high of 17 vs. Kentucky, 16 vs. Mercer, 14 vs. Georgia State, 13 vs. FAMU
- Came off the bench in Tech's first two games, started last five, and ranks top 20 in the ACC in minutes (31.60 per game)
- Ten career career double-digit games ... In three career games vs. Kentucky, averaged 20.7 points (22-of-37 FG, 15-of-26 3pt FG)
- Has scored 1,355 points in his career, 230 of those at Tech
- Started six games last season while Jose Alvarado was sidelined, averaged 26.5 minutes per game ... Averaged 5.2 points and 1.8 assists per game, and went 26-of-30 at the free throw line
- Tallied six double-figure scoring games, all against power conference teams (Georgia, Arkansas, Syracuse, Kentucky, North Carolina, Virginia Tech)
- In ACC games, hit 29.6 percent of his threes and averaged 2.0 assists while averaging 25.3 minutes off the bench
- Has 21 games with zero or one turnover at Tech, and has just three turnovers this season against 14 assists
- Ranked No. 18 among 2019-20 transfer class by Stadium's Jeff Goodman, who quoted a scout as saying, "He's a badass. Cat-quick combo guard who can score 40. Elite in ball screens, deep range and can really pass."
- Topped the SoCon in scoring with 21.4 points per game, and ranked third in the SoCon with 3.63 three-point field goals per game, hitting 39.7 percent of his attempts ... Had 10 games with five or more three-pointers made during the season
- Became the first VMI freshman to earn conference Freshman of the Year honors since 2010-11 (Big South Conference) and the first VMI SoCon FOTY since 2001-02

1 • Kyle Sturdivant • G • 6-2 • 198 • So.

- Played his freshman season at Southern California, transferred to Georgia Tech following the spring, 2020 semester ... Granted immediate eligibility by the NCAA and has three years of eligibility at Tech
- Played in all six games for Tech off the bench this season ... Averaged 7.3 points across Kentucky/Nebraska/FSU games after going scoreless in first two ... Hit for a career-high 15 points (5-6 FG, 4-4 FT) with three assists against Kentucky
- First Norcross High School alumnus to join the Tech program since Gani Lawal (2007-10)
- Played in 21 games last season at USC, averaging 8.3 minutes, 2.0 points and 1.1 rebounds while hitting 34.8 percent of his shots from the floor ... Recorded 25 assists over 22 turnovers
- Scored a season-high 11 points vs. Marquette on Nov. 29, played season-high 18 minutes vs. Florida Gulf Coast on Dec. 29
- Did not play after Feb. 8 following the passing of his father, Gary.
- Named to the Georgia 7A All-State second team as a high school senior, and was named the 7A Georgia Player of the Year as a junior ... Helped Norcross finish as 7A state runners-up his sophomore and junior seasons, and also to the state final four as a senior
- Ranked the No. 6 player in the state of Georgia and the No. 12 point guard in the country by 247Sports, No. 93 overall in the country by Rivals.com

BIO UPDATES (see game-by-game stats and career highs in stat pack)

4 • Jordan Usher • G/F • 6-7 • 220 • Jr.

- Atlanta-area product who transferred to Georgia Tech from the University of Southern California prior to the start of spring semester 2019
- Became eligible last Dec. 18 vs. Ball State and has started all 30 games since, manning the wing spot on the floor
- Able to create for himself and others, averaging 10.3 points and 3.0 assists while grabbing 5.4 rebounds and 1.7 steals per game
- Stat line vs. Delaware State was 10 points, 3-5 FG, 3-3 FT, and matched career bests with six assists and four steals
- Recorded his first career double-double with 15 points and 10 rebounds against Georgia State ... Scored 11 vs. Mercer, 12 vs. Kentucky, 12 at Florida State
- Has hit 50 percent of his shots from the floor
- Has notched 13 double-digit games at Tech, five of those this season ... Scored a career high of 18 against Boise State last Dec. 22
- Tech is 8-5 in games he has scored in double-digits
- Averaged 8.2 points and 4.4 rebounds overall, 7.7 points and 4.4 rebounds last season in conference games
- Hit 75.9 percent of his free throw tries (41-of-54) in all games, 70.7 percent in ACC games
- Averaged 12.0 points and 4.7 rebounds in three games in last year's Diamond Head Classic with a season high of 18 points and seven rebounds in the Jackets' win over Boise State and 10 against Houston
- Strong wing with size, a high motor and the ability to get to the rim and create scoring opportunities ... His athleticism and strength make him a force both offensively and defensively
- Prior to leaving the USC team, started twice and saw action in 12 games overall in 2018-19 ... Averaged a career-high 24.5 minutes per game, with 8.6 points per game and 3.7 rebounds per game ... Hit 45.2 percent of his shots from the floor, and was 8-of-28 from three-point range
- As a freshman, averaged 4.8 points and 2.0 rebounds and played in all 36 games for the Trojans ... Made his only two starts of the season in the NIT, scoring 13 points each vs. UNC Asheville and Western Kentucky
- Was the only Trojan to shoot over 40 percent from the field and three-point range and 75 percent or more from the free throw line ... His 40.9 percent shooting from three-point range tied for third all-time among USC freshmen

5 • Moses Wright • F • 6-9 • 233 • Sr.

- Vastly improved, athletic frontcourt player who had played one year of varsity basketball in high school before signing with Tech in spring of 2017
- Last season, nearly doubled his scoring and rebounding averages from his sophomore year ... Shooting percentages improved as well (+6.1% FG, +3.3% 3pt, +12.8% FT)
- Making similar strides this season ... Scoring average up 6.6 ppg, rebounds up 0.4 rpg, FG pct. up 4.4%, 3pt FG pct. more than doubled (50 pct.), FT pct. up 8.5% over 2019-20
- Currently leads the ACC in scoring (19.57), No. 8 in rebound average (7.43), No. 3 in field goal percentage (57.5) and No. 5 in average minutes played (35.45) ... Also leads in free throw attempts (48, made 70.1 pct.)
- Eclipsed 20 points in a game four times this season, including game-high 24 vs. FAMU most recently
- Earned ACC Player of the Week honors after scoring 21 points (9-14 FG, 3-3 FT) with seven rebounds and three blocks in Tech's win over Kentucky
- Posted his second career 30-point game against Georgia State, scoring 31 with 19 rebounds (11 offensive) ... Came up one rebound shy of becoming the first Tech player with a 30-20 game in 57 years ... The 19 rebounds were the most by a Tech player in five seasons, and he hit 14-of-22 shots from the foul line, the 22 attempts tying a Tech record
- Has eight career double-doubles (seven in 2019-20)
- Added about 25 pounds since between the beginning of his sophomore year and the beginning of his junior year
- Has been a consistent performer since the beginning of last season, missing double digits in scoring only seven times
- Posted a historic performance for a Tech player at Syracuse, scoring 33 points with 10 rebounds ... The 33 points tied the third-most ever recorded by a Tech player in an ACC road game, and were the most for a Jacket in an ACC road game in nearly 20 years ... He made 14 of 17 field goal attempts in the game, with the 14 field goals the third-most ever by a Tech player against an ACC team.
- Finished last season as Tech's No. 3 scorer (13.0 ppg, 21st in the ACC) and No. 2 rebounder (7.0 rpg, 14th ACC) who connected on 53.1 percent of his shots from the floor (No. 3 in the ACC)
- Averaged 13.4 points in ACC games last season (19th) while grabbing 6.8 rebounds per game (15th ACC) and hitting 50.5 percent from the floor (No. 4 ACC)
- Grew four inches and added 40 pounds after his sophomore year in high school... Has a 6-foot, 11.25-inch wingspan
- First North Carolina native to sign with Tech since Anthony Morrow (Charlotte), who played at Tech from 2004-08 and was an eight-year NBA veteran

13 • Coleman Boyd • G • 6-1 • 173 • So.

- Non-scholarship guard who enrolled at Tech for the summer term
- Played in four games last season, scoring five points with two assists and a steal ... Drove for a layup against Hawaii for his first collegiate points, and hit a three-pointer against Morehouse
- All-state point guard from Georgia private school powerhouse Mt. Bethel Christian Academy
- Four-year letterwinner and captain at Mt. Bethel, which won state Georgia Independent Christian Athletic Association (GICAA) championships in 2017 and 2019, and reached the final four in 2016 and 2019 ... Team went 97-26 in his four years
- Earned all-region and honorable mention all-state honors in 2019 by the Georgia High School Association
- Played at Mt. Bethel for his father, Cal, a longtime successful high school coach in the Atlanta area and a standout basketball player at Wake Forest following a legendary high school career at Campbell High School in Smyrna

34 • Niko Broadway • G • 6-3 • 195 • So.

- Non-scholarship guard who enrolled at Tech for the fall term
- Played in three games last season, scored his first collegiate points on a reverse layup against Morehouse
- Comes from a Tech family ... Both parents went to Tech, and his brother, Olin, is on the football team
- Two-year starter for coach Aaron Parr who helped St. Pius X win 102 games while he was on the varsity team ... Second-team all-state and first team
- All-region as a senior, when he averaged 10.6 points, 5.4 rebounds and 2.1 assists per game, all second-best on the team
- Led St. Pius X to back-to-back runner-up finishes in the state championship in 2017 and 2018 (both at McCamish Pavilion), and three consecutive region titles in 2017, 2018 and 2019

35 • Jehloni James • F • 6-6 • 180 • So.

- Non-scholarship player who joined the Tech program for the fall, 2019 semester
- His father, Elbridge, played college basketball at Binghamton University
- Played in one game in 2019-20, for the final minute against Elon, and made his only field goal attempt
- Played four years and lettered three at Lanier High School in Sugar Hill, Ga.

45 • Shaheed Medlock • G • 6-5 • 196 • Sr.

- Non-(athletic)-scholarship player who enrolled at Tech and joined the basketball program in the summer of 2016 ... Was not on the team in 2017-18, but returned for the 2018-19 season
- Played in seven games for the Yellow Jackets over the past three years
- Enrolled at Tech on a Bill Gates Millennium Scholarship
- Earned a reputation as an outstanding defensive player in high school

55 • Malachi Rice • G • 6-0 • 186 • Sr.

- Left-handed point guard who played four years, lettering in three, on the varsity team at Brebeuf Jesuit Preparatory School ... Led Brebeuf to Circle City Conference championships twice
- Played in six games for the Yellow Jackets over the past two years ... Played in just one game this season, missing opportunities due to an injured ankle
- Older brother Solomon is a distance runner on the track team at Columbia University ... Twin brother Isaiah is a freshman walk-on basketball player at Vanderbilt ... His uncle, Kenneth Rice, played basketball at Alabama from 1988-91

2020-21 SEASON STATISTICS AND RESULTS

Game Records

Record	Overall	Home	Away	Neutral
ALL GAMES	4-3	2-2	1-1	1-0
CONFERENCE	0-1	0-0	0-1	0-0
NON-CONFERENCE	4-2	2-2	1-0	1-0

Score by Periods

Team	1st	2nd	OT	TOT
Georgia Tech	236	300	43	579
Opponents	223	270	46	539

Team Box Score

No. Player					Total		3-Point		F-Throw		Rebounds													
		GP-GS	MIN	AVG	FG-FGA	FG%	3FG-FGA	3FG%	FT-FTA	FT%	OFF	DEF	TOT	AVG	PF	DQ	A	TO	BLK	STL	PTS	AVG		
5	WRIGHT, Moses	7-7	248:09	35.5	50-87	.575	4-8	.500	33-47	.702	23	29	52	7.4	19	2	12	10	7	9	137	19.6		
10	ALVARADO, Jose	7-7	251:55	36.0	39-82	.476	15-37	.405	25-28	.893	8	14	22	3.1	21	1	25	15	1	15	118	16.9		
0	DEVOE, Michael	7-7	233:09	33.3	32-80	.400	12-38	.316	15-19	.789	8	29	37	5.3	15	0	24	24	1	6	91	13.0		
4	USHER, Jordan	7-7	182:12	26.0	28-56	.500	6-18	.333	10-15	.667	9	29	38	5.4	23	1	21	14	5	12	72	10.3		
3	PARHAM, Bubba	7-5	220:52	31.6	24-60	.400	11-39	.282	11-14	.786	7	19	26	3.7	18	0	15	3	0	8	70	10.0		
12	MOORE, Khalid	7-0	162:46	23.3	12-34	.353	5-16	.313	11-16	.688	7	21	28	4.0	6	0	6	4	3	9	40	5.7		
1	STURDIVANT, Kyle	7-0	105:13	15.0	9-23	.391	1-7	.143	7-10	.700	1	11	12	1.7	9	0	10	5	0	1	26	3.7		
24	HOWARD, Rodney	4-2	33:44	8.4	5-9	.556	0-0	.000	3-5	.600	0	6	6	1.5	6	0	0	3	2	0	13	3.3		
55	RICE, Malachi	1-0	02:05	2.1	1-1	1.000	0-0	.000	1-2	.500	0	0	0	0.0	0	0	1	0	0	0	3	3.0		
11	MAXWELL, Tristan	1-0	08:12	8.2	0-2	.000	0-2	.000	3-3	1.000	0	0	0	0.0	0	0	0	0	0	0	3	3.0		
45	MEDLOCK, Shaheed	1-0	01:39	1.7	1-1	1.000	0-0	.000	0-0	.000	0	0	0	0.0	0	0	0	0	0	0	2	2.0		
2	GIGIBERIA, Saba	4-0	22:53	5.7	2-8	.250	0-1	.000	0-1	.000	4	8	12	3.0	8	0	1	1	0	0	4	1.0		
23	MEKA, Jordan	1-0	08:04	8.1	0-1	.000	0-0	.000	0-0	.000	0	1	1	1.0	0	0	0	0	0	0	0	0.0		
14	DIDENKO, David	1-0	02:15	2.3	0-1	.000	0-1	.000	0-0	.000	0	1	1	1.0	0	0	0	0	0	0	0	0.0		
35	JAMES, Jehloni	1-0	04:38	4.6	0-0	.000	0-0	.000	0-0	.000	0	1	1	1.0	0	0	0	0	0	0	0	0.0		
13	BOYD, Coleman	1-0	01:39	1.7	0-0	.000	0-0	.000	0-0	.000	0	0	0	0.0	0	0	0	0	0	0	0	0.0		
34	BROADWAY, Niko	1-0	01:39	1.7	0-0	.000	0-0	.000	0-0	.000	0	0	0	0.0	0	0	0	0	0	0	0	0.0		
Team											10	12	22				4							
Total		7	1491		203-445	.456	54-167	.323	119-160	.744	77	181	258	36.9	125	4	115	83	19	60	579	82.7		
Opponents		7	1500		192-425	.452	61-158	.386	94-132	.712	69	179	248	35.4	129	4	102	109	17	37	539	77.0		

Team Statistics


	GATECH	OPP
Scoring	579	539
Points per game	82.7	77.0
Scoring margin	+5.7	-
Field goals-att	203-445	192-425
Field goal pct	.456	.452
3 point fg-att	54-167	61-158
3-point FG pct	.323	.386
3-pt FG made per game	7.7	8.7
Free throws-att	119-160	94-132
Free throw pct	.744	.712
F-Throws made per game	17.0	13.4
Rebounds	258	248
Rebounds per game	36.9	35.4
Rebounding margin	+1.4	-
Assists	115	102
Assists per game	16.4	14.6
Turnovers	83	109
Turnovers per game	11.9	15.6
Turnover margin	+3.7	-
Assist/turnover ratio	1.4	0.9
Steals	60	37
Steals per game	8.6	5.3
Blocks	19	17
Blocks per game	2.7	2.4
Winning streak	2	-
Home win streak	2	-
Attendance	4800	2664
Home games-Avg/Game	4-1200	2-1332
Neutral site-Avg/Game	-	1-0

Team Results

Date	Opponent		Score	Att.
11/25/2020	Georgia St.	Lot4	120-123	1200
11/27/2020	Mercer	L	73-83	1200
12/06/2020	vs Kentucky	W	79-62	0
12/09/2020	at Nebraska	W	75-64	0
12/15/2020	at Florida St.	L	61-74	2664
12/18/2020	Florida A&M	W	74-64	1200
12/20/2020	Delaware St.	W	97-69	1200

2020-21 BOX SCORES

Georgia Tech at Florida State															Game Time: 8:30 PM Game Duration: 2:04 Attendance: 2,864				
Georgia Tech - 61															Record: 2-3 (0-1)				
NO. Name	Min	FG	3P	FT	Rebounds	Fouls	TP	AS	TO	ST	Blocks	BS	BA	+/	Shooting By Period				
1 Jordan Usher	26:02	5-9	2-4	0-0	1 3 4	3 0	12	3	2	1	0	13			1st FG% 12-22 54.5%				
5 Moses Wright	33:20	3-6	0-1	6-8	2 0 2	5 6	12	0	1	1	0	14			3PT% 3-10 30.0%				
0 Michael Devoe	34:38	7-15	2-6	5-6	1 4 5	2 7	21	0	4	0	0	1	18		FT% 2-4 50%				
3 Bubba Parham	16:48	0-2	0-2	0-0	0 2 2	1 1	0	1	1	1	0	0	7		2nd FG% 10-29 34.5%				
10 Jose Alvarado	38:13	3-7	1-3	0-0	0 1 1	3 0	7	1	2	2	0	0	12		3PT% 2-10 20.0%				
12 Kyle Sturdivant	22:36	2-5	0-1	1-1	0 1 1	2 1	5	2	1	0	1	0	2		FT% 10-11 90.9%				
12 Khalid Moore	26:29	2-7	0-3	0-0	0 5 5	0 0	4	4	0	1	0	0	1		GM FG% 22-51 43.1%				
2 Saba Gigberia	01:54	0-0	0-0	0-0	0 0 0	1 0	0	0	0	0	0	0	4		3PT% 3-5 60.0%				
Team					2 1 3	0	0	0	0	0	0	0	0		FT% 12-15 80.0%				
Totals	22:51	5-20	12-15	6 17	23 17	15 61	11	12	7	2	1	13			Dead Ball Rebounds: 3,2				
Technical Fouls: NONE															Florida State - 74				
Georgia Tech - 74															Record: 4-0 (1-0)				
NO. Name	Min	FG	3P	FT	Rebounds	Fouls	TP	AS	TO	ST	Blocks	BS	BA	+/	Shooting By Period				
1 RaiQuan Gray	30:10	1-5	0-1	2-2	2 4 6	4 1	4	2	2	0	0	1	1		1st FG% 15-29 51.7%				
5 Balsa Koprivica	25:44	4-5	0-0	2-4	2 5 7	0 5	10	3	2	0	0	0	16		3PT% 6-11 54.5%				
2 Anthony Polite	34:19	4-7	2-4	0-0	0 2 2	1 1	10	3	1	3	0	0	23		FT% 0-1 0%				
4 Scottie Barnes	30:05	6-10	0-3	4-6	0 6 6	3 4	16	1	3	2	0	0	13		2nd FG% 12-22 54.5%				
23 M.J. Walker	34:47	4-9	2-4	4-4	1 3 4	1 5	14	1	2	1	0	0	11		3PT% 2-6 33.3%				
11 Nathanael Jack	04:46	1-2	0-0	0-0	0 0 0	1 0	3	0	0	0	0	0	9		FT% 12-15 80%				
10 Malik Osborne	19:00	1-3	0-0	0-0	0 1 1	3 0	2	1	1	0	0	0	6		GM FG% 27-51 52.9%				
31 Wyatt Wilkes	11:17	4-7	3-3	0-0	1 0 1	1 0	11	1	0	0	1	1	2		3PT% 9-17 47.1%				
24 Sardar Calhoun	05:46	1-2	0-0	0-0	0 1 1	0 0	2	1	1	0	0	0	12		FT% 12-16 75.0%				
15 Quincy Ballard	04:06	1-1	0-0	0-0	1 0 1	1 1	2	0	1	0	0	0	2		Dead Ball Rebounds: 2,1				
Team					0 0 0	0	0	0	0	0	0	0	0						
Totals	27:51	8-17	12-16	7 22	29 15	17 74	13	13	6	1	2	13			Dead Ball Rebounds: 2,1				
Technical Fouls: NONE															Georgia Tech - 74				
Georgia Tech - 74															Record: 3-3				
NO. Name	Min	FG	3P	FT	Rebounds	Fouls	TP	AS	TO	ST	Blocks	BS	BA	+/	Shooting By Period				
4 Jordan Usher	27:47	2-4	0-1	2-4	2 4 6	2 2	6	2	2	0	1	0	5		1st FG% 13-30 43.3%				
5 Moses Wright	33:06	9-17	0-0	6-8	2 5 7	2 6	24	0	2	1	0	0	13		3PT% 4-13 30.8%				
0 Michael Devoe	37:33	6-11	2-4	1-2	0 4 4	1 2	15	8	3	1	0	0	9		FT% 5-5 100%				
3 Bubba Parham	35:40	5-11	3-7	0-0	3 5 8	2 0	13	3	0	0	0	0	15		2nd FG% 14-27 51.9%				
10 Jose Alvarado	30:38	3-10	3-8	2-2	0 2 2	1 2	11	4	1	2	0	0	8		3PT% 5-9 55.6%				
1 Kyle Sturdivant	05:14	0-0	0-0	0-0	0 0 0	0 0	0	1	0	0	0	0	0		FT% 6-11 54.5%				
2 Saba Gigberia	05:35	1-2	0-0	0-0	2 2 4	4 0	2	0	1	0	0	0	2		GM FG% 27-57 47.4%				
12 Khalid Moore	23:06	1-2	1-2	0-0	1 3 4	0 1	3	0	0	1	0	0	3		3PT% 9-22 40.9%				
24 Rodney Howard	01:21	0-0	0-0	0-0	0 0 0	0 0	0	0	0	0	0	0	0		FT% 11-16 68.8%				
Team					2 1 3	0	0	1	0	0	0	0	0		Dead Ball Rebounds: 1,0				
Totals	27:57	9-22	11-16	12 26	38 12	13 74	18	10	4	3	0	10							
Technical Fouls: NONE															Biggest lead				
															FAMU 0 (1st 20:00) GaTech 17 (2nd 18:38)				
															Best Scoring Run				
															8 (1st 5:53) 9 (2nd 18:38)				
															Lead Changes				
															0				
															Times Tied				
															0				
															Time with Lead				
															00:00 38:29				
															Points from FAMU GaTech				
															Turnovers 13 6				
															Paint 16 34				
															Second Chance 6 22				
															Fast Breaks 14 10				
															Bench 22 5				
															Period by Period Scoring				
															FAMU 24 40 64				
															GaTech 35 39 74				



Official Basketball Box Score - Final

Delaware St. at Georgia Tech

12/20/2020 McCombs Hall, Atlanta

2020-21 Men's Basketball

Game Time: 5:00 PM

Game Duration: 2:00

Attendance: 1,200

Delaware St. - 69

Record: 0-3

NO. Name	Min	FG M-A	3P M-A	FT M-A	Rebounds OR DR TOT	Fouls PF FO	TP AS	TO ST	Blocks BS BA	+/	Shooting By Period			
1 D'Marco Baucum	F 22:08	2-7	0-3	0-0	1 4 5	2 1 4	1 3	1 1	0 0	-7	1st FG% 11-23 47.8%			
0 Ronald Lucas	F 11:53	3-3	0-0	0-0	2 2 4	3 0 6	0 2	0 0	0 0	-14	3PT% 4-13 30.8%			
15 Ameer Bennett	F 21:49	1-1	0-0	4-5	1 1 2	0 4 6	0 3	0 0	0 0	-13	FT% 4-5 80%			
3 Martez Robinson	G 17:24	0-2	0-1	0-0	0 3 3	3 0 0	2 0	0 1	0 0	-2	2nd FG% 12-30 40.0%			
4 Pinky Wiley	G 32:47	3-8	3-6	0-0	0 3 3	2 1 9	3 2	1 0	0 0	-35	3PT% 4-13 30.8%			
2 Omar Peek-Green	G 14:00	0-5	0-3	2-2	1 2 3	2 1 2	2 1	0 0	0 1	6	FT% 11-16 68.8%			
13 Fahim Jenneto	G 12:35	2-2	0-0	3-4	0 2 2	4 3 7	0 2	0 0	0 0	-9	GM FG% 23-53 43.4%			
32 Myles Carter	G 25:50	6-11	2-4	3-3	0 5 5	1 4 17	3 3	0 0	0 1	-19	3PT% 8-26 30.8%			
24 Zach Kent	G 11:16	1-6	0-3	0-0	0 0 0	1 1 2	0 1	0 0	0 0	-24	FT% 15-21 71.4%			
12 Dominik Fragala	G 20:27	3-6	3-6	1-2	0 0 0	0 3 1	10 1	1 1	1 0	-26	Dead Ball Rebounds: 1,0			
50 Christopher Smith	G 09:51	2-2	0-0	2-5	0 2 2	1 3 6	0 1	0 0	0 0	3				
Team					1 0 1	0 1	0 1							
Totals		23-53	8-26	15-21	6 24 30	22 19 69	12 20	4 1	2 1	-28				

Technical Fouls: Bench 2nd 9:51

Georgia Tech - 97

Record: 4-3

NO. Name	Min	FG M-A	3P M-A	FT M-A	Rebounds OR DR TOT	Fouls PF FO	TP AS	TO ST	Blocks BS BA	+/	Shooting By Period			
4 Jordan Usher	F 26:00	9-5	1-3	3-3	0 5 5	4 3 10	6 1	4 1	1 0	33	1st FG% 13-25 46.4%			
5 Moses Wright	F 22:36	7-9	0-1	2-2	0 4 4	0 2 16	3 2	2 0	0 0	23	3PT% 5-13 38.5%			
0 Michael Devos	G 24:30	2-5	1-3	0-0	1 4 5	3 0 5	5 1	1 0	0 0	27	FT% 9-10 90.0%			
3 Bubba Parham	G 19:51	1-6	1-4	2-2	1 2 3	2 1 5	1 0	0 0	0 0	6	2nd FG% 20-32 62.5%			
10 Jose Alvarado	G 27:57	11-14	4-5	3-3	1 1 2	3 3 29	5 3	2 2	0 0	31	3PT% 4-10 40.0%			
1 Kyle Sturdivant	G 15:14	1-4	0-1	2-3	0 2 2	2 2 4	2 1	0 0	0 0	-4	FT% 13-18 72.2%			
12 Khalid Moore	G 21:43	2-3	2-2	5-6	1 2 3	1 4 11	1 1	1 0	0 0	24	GM FG% 33-60 55.0%			
2 Saba Giberbera	G 10:01	1-6	0-1	0-1	1 5 6	2 3 2	1 0	0 0	0 1	-1	3PT% 9-23 39.1%			
24 Rodney Howard	G 10:01	3-3	0-0	1-3	0 1 1	2 2 7	0 0	0 1	0 1	-1	FT% 22-28 78.6%			
11 Tristan Maxwell	G 08:12	0-2	0-2	3-3	0 0 0	0 0 1	3 0	0 0	0 0	-3	Dead Ball Rebounds: 3,0			
35 Jehlon James	G 04:38	0-0	0-0	0-0	0 1 1	0 0 0	0 0	0 0	0 0	2				
14 David Didenko	G 02:15	0-1	0-1	0-0	0 1 1	0 0 0	0 0	0 0	0 0	2				
55 Malachi Rice	G 02:05	1-1	0-0	1-2	0 0 0	0 1 3	1 0	0 0	0 0	1				
13 Coleman Boyd	G 01:39	0-0	0-0	0-0	0 0 0	0 0 0	0 0	0 0	0 0	0				
34 Niko Broadway	G 01:39	0-0	0-0	0-0	0 0 0	0 0 0	0 0	0 0	0 0	0				
45 Shaheed Medlock	G 01:39	1-1	0-0	0-0	0 0 0	0 0 0	2 0	0 0	0 0	0				
Team					1 1 2	0 0	0 0							
Totals		33-60	9-23	22-28	6 29 35	19 22 97	25 9	2 1	2 1	28				

Technical Fouls: NONE

DeSt		GaTech		Points from Turnovers		DeSt/GaTech		Period by Period Scoring		
1st	2nd	1st	2nd	1st	2nd	1st	2nd	1st	2nd	TOT
1 (1st 19:00)	32 (2nd 11:05)	18	26	46	39	30	39	69		
Best Scoring Run	8 (2nd 7:33)	20 (2nd 11:05)	2	0						
Lead Changes	2	0								
Times Tied	0									
Time with Lead	01:32	37:37								



MISCELLANEOUS

Starting Lineups

Game	Opponent	Result	C	F	G/F	G	G	Lineup#	Record
N25	GEORGIA STATE	L, 120-123 (4ot)	Howard	Wright	Usher	Devoe	Alvarado	1	0-1
N27	MERCER	L, 73-83	Howard	Wright	Usher	Devoe	Alvarado	1	0-2
D6	vs. Kentucky	W, 79-62	Wright	Usher	Devoe	Parham	Alvarado	2	1-0
D9	at Nebraska	W, 75-62	Wright	Usher	Devoe	Parham	Alvarado	2	2-0
D15	at Florida State	L, 61-74	Wright	Usher	Devoe	Parham	Alvarado	2	2-1
D18	FLORIDA A&M	W, 74-64	Wright	Usher	Devoe	Parham	Alvarado	2	3-1
D20	DELAWARE STATE	W, 97-69	Wright	Usher	Devoe	Parham	Alvarado	2	4-1
D23	at UAB	cancelled							
D30	NORTH CAROLINA								
J3	WAKE FOREST								
J6	at Notre Dame								
J9	at Louisville								
J12	PITTSBURGH								
J16	at NC State								
J20	CLEMSON								
J23	at Virginia								
J26	at Duke								
J30	FLORIDA STATE								
F6	NOTRE DAME								
F10	VIRGINIA								
F13	at Clemson								
F16	BOSTON COLLEGE								
F20	at Miami								
F23	at Virginia Tech								
F27	SYRACUSE								
M2	DUKE								
M5	at Wake Forest								
M9	ACC Tournament								

Specialty Stats (GT/Opp)

Game	Opponent	Paint	OffT0	2ndCh	FBreak	Bench
N25	GEORGIA STATE	50/64	28/24	30/21	16/34	21/26
N27	MERCER	32/28	12/10	11/8	11/9	14/21
D6	vs. Kentucky	36/20	33/4	3/8	19/7	19/11
D9	at Nebraska	26/28	15/6	12/17	7/6	13/22
D15	at Florida State	26/32	9/13	5/7	4/5	9/20
D18	FLORIDA A&M	34/16	6/13	22/6	10/14	5/22
D20	DELAWARE STATE	46/26	26/10	0/9	30/19	32/44
D23	at UAB	cancelled				
D30	NORTH CAROLINA					
J3	WAKE FOREST					
J6	at Notre Dame					
J9	at Louisville					
J12	PITTSBURGH					
J16	at NC State					
J20	CLEMSON					
J23	at Virginia					
J26	at Duke					
J30	FLORIDA STATE					
F6	NOTRE DAME					
F10	VIRGINIA					
F13	at Clemson					
F16	BOSTON COLLEGE					
F20	at Miami					
F23	at Virginia Tech					
F27	SYRACUSE					
M2	DUKE					
M5	at Wake Forest					
M9	ACC Tournament					

Miscellaneous

	Opponent	Uniform Color	Tip	Large Lead	Large Deficit	Ties	Lead Changes	GT Led	Opp Led	Game Tied	1st GT Subs	On the Floor at the End
N25	GEORGIA STATE	White	GSU	8	11	17	13	17:58	30:17	12:45	Gigiberia - 16:01/1st	Devoe, Parham, Sturdivant, Usher, Gigiberia
N27	MERCER	White	Mer	2	19	2	2	0:30	37:28	2:02	Parham - 16:37/1st	Alvarado, Devoe, Parham, Usher, Wright
D6	vs. Kentucky	Gold	Ky	20	3	2	8	31:12	5:56	2:52	Moore - 16:12/1st	Alvarado, Parham, Devoe, Sturdivant, Moore
D9	at Nebraska	Navy	Neb	13	6	7	3	15:29	17:55	6:36	Sturdivant, Moore - 14:43/1st	Alvarado, Parham, Sturdivant, Moore, Wright
D15	at Florida State	Navy	FSU	16	3	2	2	2:07	35:43	2:10	Sturdivant, Moore - 14:12/1st	Alvarado, Devoe, Sturdivant, Usher, Gigiberia
D18	FLORIDA A&M	White	GT	17	-	-	-	38:29	-	1:31	Sturdivant, Moore, Gigiberia - 14:53/1st	Alvarado, Devoe, Parham, Usher, Wright
D20	DELAWARE STATE	White	GT	32	1	-	2	37:37	1:32	0:51	Sturdivant, Moore - 13:05-/1st	Boyd, Broadway, James, Medlock, Rice
D23	at UAB	cancelled										
D30	NORTH CAROLINA											
J3	WAKE FOREST											
J6	at Notre Dame											
J9	at Louisville											
J12	PITTSBURGH											
J16	at NC State											
J20	CLEMSON											
J23	at Virginia											
J26	at Duke											
J30	FLORIDA STATE											
F6	NOTRE DAME											
F10	VIRGINIA											
F13	at Clemson											
F16	BOSTON COLLEGE											
F20	at Miami											
F23	at Virginia Tech											
F27	SYRACUSE											
M2	DUKE											
M5	at Wake Forest											
M9	ACC Tournament											

*alternate home white uniform

ROSTER AT-A-GLANCE

NUMERICAL

No.	Name	Pos.	Ht.	Wt.	Cl.	Exp.	Hometown (High School/College)
0	Michael Devoe	G	6-5	197	Jr.	2VL	Orlando, Fla. (Montverde Academy)
1	Kyle Sturdivant	G	6-2	198	So.	TR	Norcross, Ga. (Norcross HS/Southern California)
2	Saba Gigiberia	C/F	7-1	250	Fr.	HS	Tbilisi, Georgia (Prolific Preparatory School [Napa, Calif.])
3	Bubba Parham	G	5-10	160	Sr.	1VL	Snellville, Ga. (Brookwood HS/VMI)
4	Jordan Usher	G/F	6-7	213	Sr.	1VL	Canton, Ga. (Wheeler HS/Southern California)
5	Moses Wright	F	6-9	233	Sr.	3VL	Raleigh, N.C. (William G. Enloe HS)
10	Jose Alvarado	G	6-0	179	Sr.	3VL	Brooklyn, N.Y. (Christ the King HS)
11	Tristan Maxwell	G	6-2	209	Fr.	HS	Charlotte, N.C. (North Mecklenburg HS)
12	Khalid Moore	F	6-7	200	Jr.	2VL	Briarwood, N.Y. (Archbishop Molloy HS)
13	Coleman Boyd	G	6-1	173	So.	1VL	Smyrna, Ga. (Mt. Bethel Christian Academy)
14	David Didenko	F	6-9	233	Jr.	1VL	Yakutsk, Russia (Boca Raton [Fla.] Community School/Palm Beach State)
23	Jordan Meka	F	6-8	224	Fr.	HS	Yaoundé, Cameroon (Mt. Bethel Christian Academy [Marietta, Ga.])
24	Rodney Howard	F	6-10	241	So.	TR	Ypsilanti, Mich. (Legacy Charter School [Greenville, S.C.]/Georgia)
34	Niko Broadway	G	6-3	195	So.	1VL	Atlanta, Ga. (St. Pius X HS)
35	Jehloni James	F	6-6	180	So.	HS	Sugar Hill, Ga. (Lanier HS)
45	Shaheed Medlock	G	6-5	196	Sr.	3VL	Chicago, Ill. (Ware County HS, Waycross, Ga.)
55	Malachi Rice	G	6-0	186	Sr.	3VL	Indianapolis, Ind. (Brebeuf Jesuit Preparatory School)

ALPHABETICAL

No.	Name	Pos.	Ht.	Wt.	Cl.	Exp.	Hometown (High School/College)
10	Jose Alvarado	G	6-0	179	Sr.	3VL	Brooklyn, N.Y. (Christ the King HS)
13	Coleman Boyd	G	6-1	173	So.	1VL	Smyrna, Ga. (Mt. Bethel Christian Academy)
34	Niko Broadway	G	6-3	195	So.	1VL	Atlanta, Ga. (St. Pius X HS)
0	Michael Devoe	G	6-5	197	Jr.	2VL	Orlando, Fla. (Montverde Academy)
14	David Didenko	F	6-9	233	Jr.	1VL	Yakutsk, Russia (Boca Raton [Fla.] Community School/Palm Beach State)
2	Saba Gigiberia	C/F	7-1	250	Fr.	HS	Tbilisi, Georgia (Prolific Preparatory School [Napa, Calif.])
24	Rodney Howard	F	6-10	241	So.	TR	Ypsilanti, Mich. (Legacy Charter School [Greenville, S.C.]/Georgia)
35	Jehloni James	F	6-6	180	So.	HS	Sugar Hill, Ga. (Lanier HS)
11	Tristan Maxwell	G	6-2	209	Fr.	HS	Charlotte, N.C. (North Mecklenburg HS)
45	Shaheed Medlock	G	6-5	196	Sr.	3VL	Chicago, Ill. (Ware County HS, Waycross, Ga.)
23	Jordan Meka	F	6-8	224	Fr.	HS	Yaoundé, Cameroon (Mt. Bethel Christian Academy [Marietta, Ga.])
12	Khalid Moore	F	6-7	200	Jr.	2VL	Briarwood, N.Y. (Archbishop Molloy HS)
3	Bubba Parham	G	5-10	160	Sr.	1VL	Snellville, Ga. (Brookwood HS/VMI)
55	Malachi Rice	G	6-0	186	Sr.	3VL	Indianapolis, Ind. (Brebeuf Jesuit Preparatory School)
1	Kyle Sturdivant	G	6-2	198	So.	TR	Norcross, Ga. (Norcross HS/Southern California)
4	Jordan Usher	G/F	6-7	213	Sr.	1VL	Canton, Ga. (Wheeler HS/Southern California)
5	Moses Wright	F	6-9	233	Sr.	3VL	Raleigh, N.C. (William G. Enloe HS)

Head Coach: Josh Pastner (Arizona, 1997), 5th season

Associate Head Coach: Eric Reveno (Stanford, 1989), 5th season

Assistant Coach: Julian Swartz (Carroll College, 2005), 5th season

Assistant Coach: Anthony Wilkins (Kent State, 2013), 3rd season

Director of Operations: Tyler Benson (St. Bonaventure, 2009), 5th season

Associate Director of Player Personnel: B.J. Elder (Georgia Tech, 2014), 2nd season

Director of Scouting: Hayden Sheridan (Arizona, 2016), 3rd season

Player Development Coach: Dr. Dan Taylor (Franklin Pierce, 2002), 5th season

Athletic Trainer: Richard Stewart (Salisbury, 2005), 14th season

Pronunciations

Jose Alvarado	AL-vuh-ROD-oh
David Didenko	duh-DENK-oh
Saba Gigiberia	SOB-uh GEE-GEE-buh-REE-uh (hard G)
Jordan Meka	MECK-uh
Khalid Moore	kuh-LEED
Bubba Parham	PAR-um
Eric Reveno	REV-uh-no
Malachi Rice	MAL-uh-kye

BY CLASS

Sophomore: Coleman Boyd, Niko Broadway, Rodney Howard, Jehloni James, Kyle Sturdivant

Juniors: Michael Devoe, David Didenko, Khalid Moore

Seniors: Jose Alvarado, Shaheed Medlock, Bubba Parham, Malachi Rice, Jordan Usher, Moses Wright

Freshmen: Saba Gigiberia, Tristan Maxwell, Jordan Meka

BY STATE/COUNTRY

Cameroon: Jordan Meka (by way of Marietta, Ga.)

Florida: Michael Devoe

Georgia: Coleman Boyd, Niko Broadway, Rodney Howard, Jehloni James, Bubba Parham, Kyle Sturdivant, Jordan Usher

Georgia (Republic of): Saba Gigiberia

Illinois: Shaheed Medlock

Indiana: Malachi Rice

New York: Jose Alvarado, Khalid Moore

North Carolina: Tristan Maxwell, Moses Wright

Russia: David Didenko (by way of Florida)

BY MAJOR

Aerospace Engineering: Jehloni James, Kyle Sturdivant

Business Administration: Coleman Boyd, Michael Devoe, David Didenko, Tristan Maxwell, Shaheed Medlock, Jordan Meka, Khalid Moore, Malachi Rice, Jordan Usher, Moses Wright

History, Technology & Society: Bubba Parham

Industrial Design: Saba Gigiberia

Industrial Engineering: Niko Broadway

Literature, Media & Communication: Jose Alvarado

Public Policy: Rodney Howard

BY HEIGHT

5-10	Bubba Parham
6-0	Jose Alvarado, Malachi Rice
6-1	Coleman Boyd
6-2	Tristan Maxwell, Kyle Sturdivant
6-3	Niko Broadway
6-5	Michael Devoe, Shaheed Medlock
6-6	Jehloni James
6-7	Khalid Moore, Jordan Usher
6-8	Jordan Meka
6-9	David Didenko, Moses Wright
6-10	Rodney Howard
7-1	Saba Gigiberia

RADIO/TV ROSTER



Jose Alvarado
G • 6-0 • Sr.

10



Coleman Boyd
G • 6-1 • So.

13



Niko Broadway
G • 6-3 • So.

34



Michael Devoe
G • 6-5 • Jr.

0




David Didenko
F • 6-9 • Jr.

14



Saba Gigiberia
C • 7-1 • Fr.

2



Rodney Howard
F • 6-10 • So.

24




Jehloni James
F • 6-6 • So.

35



Tristan Maxwell
G • 6-2 • Fr.

11



Shaheed Medlock
G • 6-5 • Sr.

45



Jordan Meka
F • 6-8 • Fr.

23




Khalid Moore
F • 6-7 • Jr.

12



Bubba Parham
G • 5-10 • Sr.

11



Malachi Rice
G • 6-0 • Sr.

55




Kyle Sturdivant
G • 6-2 • So.

1



Jordan Usher
G/F • 6-7 • Sr.

4



Moses Wright
F • 6-9 • Sr.

5



Josh Pastner
Head Coach



Eric Reveno
Associate Head Coach



Julian Swartz
Assistant Coach



Anthony Wilkins
Assistant Coach



Tyler Benson
Director of Operations



B.J. Elder
Director of Player Personnel



Hayden Sheridan
Director of Scouting

RADIO/TV CHEAT SHEET



0

MICHAEL DEVOE**Guard • 6-5 • 197 • Junior • Orlando, Fla.**

Yr	GP/GS	PPG	RPG	APG	FG%	3FG%	FT%
2020-21	7/7	13/0	5.3	3.4	.400	.316	.789
Season Highs	Pts: 24	Reb: 13	Ast: 8	Min: 47:36			
Last Game:	5 pts, 2-5 FG, 1-3 3pt FG, 5 reb, 5 ast in 24:30 vs. DSU						

Notes

- Avg. 13.3 points over last 4 games (19-of-40 FG, 7-of-19 3pt), game-high 8 ast w/ 15 pts vs. FAMU
- Currently No. 19 in ACC in scoring avg., No. 13 in minutes per game
- First double-double vs. GSU (29 pts, 13 reb), 11 games of 20 or more points in his career
- ACC games in 2019-20: 14.6 ppg, 3.8 apg, 47.6% FG, 44.2% 3pt FG (HM All-ACC)



1

KYLE STURDIVANT**Guard • 6-2 • 198 • Sophomore • Norcross, Ga.**

Yr	GP/GS	PPG	RPG	APG	FG%	3FG%	FT%
2020-21	7/0	3.7	1.7	1.4	.391	.143	.700
Season Highs	Pts: 15	Reb: 5	Ast: 3	Min: 29:43			
Last Game:	4 pts, 1-4 FG, 2 reb, 2 ast in 15:14 vs. DSU						

Notes

- Transfer from Southern California, has three years of eligibility at Tech beginning this season
- Averaged 7.3 ppg across Ky/Neb/FSU (8-17 FG, 2.0 apg) after not scoring in first 2 games
- Season-high 11 pts (4-6 FG) vs. Marquette as freshman at USC; had 25 assists over 22 turnovers
- First alumnus of Norcross (Ga.) HS to attend Tech since Gani Lawal (2007-10)



2

SABA GIGIBERIA**Center • 7-1 • 250 • Freshman • Tbilisi, Georgia**

Yr	GP/GS	PPG	RPG	BK/G	FG%	3FG%	FT%
2020-21	4/0	1.0	3.0	0.0	.250	.000	.000
Season Highs	Pts: 2	Reb: 6	Ast: 1	Min: 10:01			
Last Game:	2 pts, 1-6 FG, 6 reb, 1 ast in 10:01 vs. DSU						

Notes

- Four-star post prospect originally from the Republic of Georgia, played in 4 games this season
- Played two years of HS basketball in the United States, senior year at Prolific Prep in Napa, Calif.
- Ranked as high as No. 72 nationally (247Sports) and No. 14 at his position
- Has a 7-foot-4 wingspan



3

BUBBA PARHAM**Guard • 5-10 • 160 • Senior • Snellville, Ga.**

Yr	GP/GS	PPG	RPG	APG	FG%	3FG%	FT%
2020-21	7/5	10.0	3.7	2.1	.400	.282	.786
Season Highs	Pts: 17	Reb: 8	Ast: 5	Min: 46:44			
Last Game:	5 pts, 1-6 FG, 3 reb, 1 ast in 19:51 vs. DSU						

Notes

- Has 10 career double-digit games, including 4 this season; GT career high 17 pts vs. Kentucky with 5 assists
- Started last 5 games this season (11 for his Tech career)
- Has turned the ball over just three times all season, 15 assists
- Transfer from VMI who made All-Southern Conference team in 2018-19 (SoCon-best 21.4 ppg, 39.7% 3pt)



4

JORDAN USHER**Guard/Forward • 6-7 • 213 • Senior • Canton, Ga.**

Yr	GP/GS	PPG	RPG	APG	FG%	3FG%	FT%
2020-21	7/7	10.3	5.4	3.0	.500	.333	.667
Season Highs	Pts: 15	Reb: 10	Ast: 6	Min: 39:29			
Last Game:	10 pts, 3-5 FG, 3-3 FT, 6 ast, 4 stl in 26:00 vs. DSU						

Notes

- Transfer from USC at mid-season last year, started all 30 games since becoming eligible
- Has reached double figures in points in 12 games, including 4 this season
- Notched first career double-double vs. Georgia State (15 pts, 11 reb), scored 12 with 3 ast vs. Kentucky
- Tech is 8-4 when he scores in double figures



5

MOSES WRIGHT**Forward • 6-9 • 233 • Senior • Raleigh, N.C.**

Yr	GP/GS	PPG	RPG	BK/G	FG%	3FG%	FT%
2020-21	7/7	19.6	7.4	1.7	.575	.500	.702
Season Highs	Pts: 31	Reb: 19	Bk: 3	Min: 53:51			
Last Game:	16 pts, 7-9 FG, 4 reb, 3 ast, 2 stl in 22:36 vs. DSU						

Notes

- No. 1 in ACC in scoring average, No. 8 in rebound average, No. 3 in FG pct., No. 6 in minutes played
- Four 20-point games this season - 31 vs. Georgia State, 20 vs. Mercer, 21 vs. Kentucky, 24 vs. FAMU
- 8 double-doubles for his career, 2 30-point games (career-high 33 pts at Syracuse last yr, 31 vs. Georgia St. this yr)
- In ACC games in 2019-20: 13.4 ppg, 6.8 rpg, 50.5% FG, 60% FT



10

JOSE ALVARADO**Guard • 6-0 • 179 • Senior • Brooklyn, N.Y.**

Yr	GP/GS	PPG	RPG	APG	FG%	3FG%	FT%
2020-21	7/7	16.9	3.1	3.6	.476	.405	.893
Season Highs	Pts: 29	Reb: 10	Ast: 7	Min: 58:22			
Last Game:	29 pts, 11-14 FG, 4-5 3pt FG, 5 ast, 2 stl in 27:57 vs. DSU						

Notes

- Preseason All-ACC 2nd team; All-ACC 3rd-team last year despite missing 7 of 8 games in Nov.-Dec.
- No. 7 in ACC in scoring, No. 13 in FG%, T-7 in 3pt FG made, No. 6 in steals, No. 6 in FT%, No. 5 in minutes
- Scored 29 pts in opener vs. Georgia State, 24 pts in win at Nebraska, 29 vs. Delaware State
- In ACC games 2019-20: 16.1 ppg, 4.3 apg, 2.4 spg, 46.5% FG, 35.8% 3pt FG, 76.4% FT



11

TRISTAN MAXWELL**Guard • 6-2 • 209 • Freshman • Charlotte, N.C.**

Yr	GP/GS	PPG	RPG	APG	FG%	3FG%	FT%
2020-21	1/0	3.0	0.0	0.0	.000	.000	1.000
Season Highs	Pts: 3	Reb: 0	Ast: 0	Min: 8:12			
Last Game:	3 pts, 3-3 FT in 8:12 vs. DSU						

Notes

- Consensus North Carolina state high school player of the year as a senior
- Led North Mecklenburg HS to the state championship game, which was never held due to Covid-19
- North Mecklenburg's all-time leading scorer (2,253), NC HS record for 3pt FG (331)
- Led North Mecklenburg to 104-12 record in his four years on the varsity team



12

KHALID MOORE**Forward • 6-7 • 200 • Junior • Briarwood, N.Y.**

Yr	GP/GS	PPG	RPG	APG	FG%	3FG%	FT%
2020-21	7/0	5.7	4.0	0.9	.353	.313	.688
Season Highs	Pts: 11	Reb: 8	Ast: 4	Min: 32:36			
Last Game:	11 pts, 2-3 FG, 2-2 3pt FG, 5-6 FT, 3 reb in 21:43 vs. DSU						

Notes

- Versatile player who does a little of everything, started 12 games last season, 22 during his career
- Scored season high 11 pts (5-7 FG), 8 rebs at Nebraska, 11 pts (2-2 3pt FG) vs. Delaware State (7.3 ppg last 4g)
- Played in every ACC game during his career, starting nine
- Attended alma mater of legendary Tech guard Kenny Anderson, played on same AAU team as Jose Alvarado



14

DAVID DIDENKO**Forward • 6-9 • 233 • Junior • Yakutsk, Russia**

Yr	GP/GS	PPG	RPG	APG	FG%	3FG%	FT%
2020-21	1/0	0.0	1.0	0.0	.000	.000	.000
Season Highs	Pts: 0	Reb: 1	Ast: 0	Min: 2:15			
Last Game:	0 pts, 1 reb in 2:15 vs. DSU						

Notes

- Transferred from Palm Beach State CC in Florida with two years of eligibility remaining at Tech
- Native of Yakutsk, Russia, emigrated to the United States in 2010, attended HS in Boca Raton
- Played in six games in 2019-20
- Scored his first points at Tech vs. Morehouse on a 3-pointer, grabbed 3 rebounds



23

JORDAN MEKE**Forward • 6-8 • 224 • Freshman • Yaoundé, Cameroon**

Yr	GP/GS	PPG	RPG	APG	FG%	3FG%	FT%
2020-21	1/0	0.0	1.0	0.0	.000	.000	.000
Season Highs	Pts: 0	Reb: 0	Ast: 0	Min: 0			
Last Game:	DNP vs. DSU						

Notes

- Spent all four years of HS at Mt. Bethel Christian Academy in Kennesaw, Ga.
- Four-time all-state and all-Atlanta metro performer who set school records for points, rebounds, blocked shots
- Led Mt. Bethel to two Georgia Independent Christian Athletic Association state titles, one trip to class A semifinals
- Has 7-foot-1 wingspan



24

RODNEY HOWARD**Forward • 6-10 • 241 • Sophomore • Ypsilanti, Mich.**

Yr	GP/GS	PPG	RPG	BK/G	FG%	3FG%	FT%
2020-21	4/2	3.3	1.5	0.0	.556	.000	.600
Season Highs	Pts: 7	Reb: 4	Bk: 1	Min: 13:52			
Last Game:	7 pts, 3-3 FG, 1 reb, 1 blk in 10:01 vs. DSU						

Notes

- Transfer from Georgia, has three years of eligibility at Tech beginning this season; played in 4 games this season
- Played in 24 games with two starts at UGA, finished 2nd on team in blocked shots (15) despite limited minutes
- Season-high 6 boards vs. South Carolina, double-digit minutes vs. South Carolina and LSU in SEC play
- Born in Michigan, attended HS in Georgia until senior year (Legacy Charter in S.C.)