

# GEORGIA TECH

128<sup>TH</sup> SEASON • 4 NATIONAL CHAMPIONSHIPS • 15 CONFERENCE CHAMPIONSHIPS • 45 BOWL APPEARANCES • 25 BOWL VICTORIES

## GEORGIA TECH (3-6, 3-5 ACC) vs. PITT (5-5, 4-5 ACC)

THURSDAY, DECEMBER 10, 2020 • 7 P.M. ET • ATLANTA, GA. • BOBBY DODD STADIUM

### MATCHUP AT A GLANCE



#### GEORGIA TECH

3-6 (3-5 ACC)	vs.	PITT
Atlanta, Ga.	Record	5-5 (4-5 ACC)
1885	Location	Pittsburgh, Pa.
35,000	Founded	1787
Yellow Jackets, Ramblin' Wreck	Enrollment	28,642
Tech Gold and White	Nickname	Panthers
Atlantic Coast (Coastal Division)	Colors	Blue and Gold
Bobby Dodd Stadium at Historic Grant Field (55,000)	Conference	Atlantic Coast (Coastal Division)
Geoff Collins	Stadium (Capacity)	Heinz Field (68,400)
6-15 (2nd season)	Head Coach	Patt Narduzzi
21-25 (4th season)	Head Coach's Record at School	41-34 (6th season)
None	Head Coach's Overall Record	Same
Spread Pro-Style	National Ranking	None
24.3 (13th/91st)	Basic Offense	Pro Style
201.1 (4th/31st)	Points Per Game (Conference/National Rank)	28.5 (9th/65th)
193.4 (14th/97th)	Rushing Yards Per Game (Conference/National Rank)	100.2 (14th/119th)
394.6 (10th/69th)	Passing Yards Per Game (Conference/National Rank)	266.1 (6th/37th)
4-2-5 Effort Based	Total Yards Per Game (Conference/National Rank)	366.3 (14th/87th)
37.1 (15th/113th)	Basic Defense	4-3
175.0 (9th/73rd)	Points Allowed Per Game (Conference/National Rank)	25.0 (4th/42nd)
278.3 (14th/114th)	Rushing Yards Allowed Per Game (Conference/National Rank)	93.1 (1st/6th)
453.3 (11th/104th)	Passing Yards Allowed Per Game (Conference/National Rank)	245.6 (7th/82nd)
L, 23-13 at NC State (Dec. 5, 2020)	Total Yards Allowed Per Game (Conference/National Rank)	338.7 (3rd/27th)
	Last Game	L, 52-17 at No. 4 Clemson (Nov. 28, 2020)



### 2020 GEORGIA TECH SCHEDULE/RESULTS

• Overall: **3-6** | ACC: **3-5** | Place: **11th**  
• Home: **2-3** | Away: **1-3** | Neutral: **0-0** | Streak: **L1**

Date	Opponent	Time/Result	TV
Sept. 12	at RV/- Florida State*	W, 16-13	ABC
Sept. 19	<b>NO. 14/13 UCF</b>	L, 49-21	ABC
Sept. 26	at Syracuse*	L, 37-20	RSN
Oct. 9 (Fri.)	<b>LOUISVILLE*</b>	W, 46-27	ESPN
Oct. 17	<b>No. 1/1 CLEMSON*</b>	L, 73-7	ABC
Oct. 24	at -/rv Boston College*	L, 48-27	ACCN
Oct. 31	<b>No. 4/4 NOTRE DAME*</b>	L, 31-13	ABC
Nov. 14	<b>PITT*</b>	PPD.	
Nov. 21	at Miami (Fla.)*	PPD.	
Nov. 28	<b>DUKE*</b>	W, 56-33	RSN
Dec. 5	at rv/rv NC State*	L, 23-13	ACCN
Dec. 10 (Thu.)	<b>PITT*</b>	7 p.m.	RSN
Dec. 19	at 9/8 Miami (Fla.)*	TBA	TBA

All times Eastern; Home games in **BOLD CAPS**

\* ACC game

Ranks for past/current games = AP/Coaches ranks at time of game

Ranks for future games = current AP/Coaches rank

### ON THE AIR

TV: ACC RSN

- **Play-by-Play** ..... Tom Werme
- **Analyst** ..... James Bates
- **Sideline Reporter** ..... Abby Labar
- In Atlanta: Fox Sports South
- Online: FoxSportsGo.com (in-market); WatchESPN.com (out-of-market)

**RADIO:** Georgia Tech Sports Network from Learfield IMG College

- **Play-by-Play** ..... Andy Demetra
- **Analyst** ..... Sean Bedford
- **Sideline Reporter** ..... Wiley Ballard
- In Atlanta: 680 AM/93.7 FM The Fan
- Across Georgia: Visit RamblinWreck.com for 30-station affiliate list
- Satellite: Sirius 138 / XM 193
- Mobile App: GT Gameday
- TuneIn: buzz.gt/LiveTuneIn

### GEORGIA TECH'S LAST GAME

at NC State	L, 23-13
Date	Dec. 5
Location	Raleigh, N.C. (Carter-Finley Stadium)
Total Offense	412
Rushing	261
Passing	151
Turnovers	0
Total Defense	397
Rushing	88
Passing	309
Takeaways	0
Passing Leader	
Jeff Sims	13-27-0, 151 yds.
Receiving Leaders	
Adonias Sanders	7 rec., 105 yds.
Jalen Camp	2 rec., 22 yds.
Rushing Leaders	
Jordan Mason	21 att., 99 yds.
Jeff Sims	17 att., 93 yds.
Defensive Leaders	
David Curry	12 tackles, 2.0 TFL, 0.5 sack
Wesley Walker	7 tackles, 1.0 TFL, 1 PBU, 1 QBH
Kyle Kennard	2 tackles, 1.5 TFL, 1.5 sacks

### TOP STORYLINES

- Georgia Tech football plays its third game in 13 days when it welcomes Pitt to Bobby Dodd Stadium for a rescheduled contest on Thursday night at Bobby Dodd Stadium.
- Thursday's game was originally scheduled for Saturday, Nov. 14, but it was announced on Thursday, Nov. 12 that due to Covid-19-related issues within both programs, the contest would be rescheduled for Saturday, Dec. 12. On Nov. 19, it was announced that the game would be moved up two days to Thursday, Dec. 10.
- Georgia Tech has won five-straight night games at Bobby Dodd Stadium, including all three it has played under head coach **Geoff Collins**. The Yellow Jackets are 2-0 under the home lights in Midtown Atlanta this season, with Atlantic Coast Conference wins over Louisville (46-27 on Friday, Oct. 9) and Duke (56-33 on Saturday, Nov. 28).
- Despite being without 10 players that were on its Above The Line chart, Tech performed valiantly in a 23-13 loss at eight-win NC State last Saturday. The Yellow Jackets outgained the Wolfpack, 412-397, allowed just 88 rushing yards, held NC State to nearly 10 points and 50 rushing yards below its season averages (31.9 pts. and 133.2 rush yds.), set a season high with 10 third-down conversions on offense and did not turn the ball over for only the second time all year.
- Georgia Tech is hosting Pitt for the second-straight season, a quirk of the ACC's modified schedule put in place due to the Covid-19 pandemic. It marks only the third time since Tech began playing an ACC schedule in 1983 that it hosts a conference opponent in consecutive years (GT hosted Wake Forest in 1991 and '92 and Virginia in 1993 and '94).

### SERIES HISTORY

**Series Record (Streak):** ..... Pitt leads 9-5; W1  
**at Georgia Tech:** ..... Pitt leads 4-2  
**at Pitt:** ..... Pitt leads 5-1  
**Neutral Sites:** ..... Georgia Tech leads 2-0  
**Last Meeting:** ..... Pitt 20, Georgia Tech 10 (Nov. 2, 2019 - Atlanta, Ga.)

### TALE OF THE TAPE

Average heights and weights of players listed Above The Line  
(Georgia Tech)/on the depth chart (Pitt):

Georgia Tech		Pitt
6-4, 315	Offensive Line	6-4, 299
6-5, 253	Tight Ends	6-5, 243
6-1, 208	Offensive Backs (QB and RB)	6-0, 211
6-1, 201	Receivers	6-0, 191
6-3, 276	Defensive Line	6-3, 272
6-1, 229	Linebackers	6-1, 229
6-2, 203	Defensive Backs	6-0, 192

### TOP PERFORMERS AT A GLANCE

PASSING	COMP.	ATT.	INT.	YDS.	TD
<b>Georgia Tech</b>					
Jeff Sims	124	226	11	1,643	11
<b>Pittsburgh</b>					
Kenny Pickett	186	298	8	2,212	12
RUSHING	ATT.	YDS.	AVG.	TD	
<b>Georgia Tech</b>					
Jeff Sims	110	478	4.3	5	
<b>Pittsburgh</b>					
Vincent Davis	118	385	3.3	5	
RECEIVING	NO.	YDS.	AVG.	TD	
<b>Georgia Tech</b>					
Jalen Camp	24	342	14.2	3	
<b>Pittsburgh</b>					
Jordan Addison	57	652	11.4	4	
TACKLES	UT	AT	TT	TFL	SACK
<b>Georgia Tech</b>					
David Curry	35	35	70	7.0	1.5
Quez Jackson	42	28	70	4.5	1.0
<b>Pittsburgh</b>					
Damar Hamlin	37	30	67	3.5	—

## GEORGIA TECH MEDIA AVAILABILITY

SUN 6	MON 7	TUE 8	WED 9	THU 10	FRI 11	SAT 12
NO AVAILABILITY	10 a.m. – Head coach Geoff Collins, defensive coordinator Andrew Thacker and offensive coordinator Dave Patenaude (via Zoom)	11 a.m. – Selected student-athletes (via Zoom)	NO AVAILABILITY	7 p.m. – GT vs. Pitt (Atlanta, Ga. - Bobby Dodd Stadium) TV: ACC RSN  Postgame press conference – Head coach Geoff Collins and selected student-athletes (via Zoom)	NO AVAILABILITY	NO AVAILABILITY

## GEORGIA TECH ATHLETICS COMMUNICATIONS &amp; PUBLIC RELATIONS

- **Assistant A.D./Communications & P.R. (Primary Football Contact):** Mike Flynn  
Office: (404) 894-5445 • Mobile: (828) 964-6406  
Email: mflynn@athletics.gatech.edu
- **Assistant Director/Communications & P.R. (Secondary Football Contact):** Andrew Clausen  
Office: (404) 894-5445 • Mobile: (678) 764-0867  
Email: aclausen@athletics.gatech.edu
- **Associate Director/Communications & P.R. (Football Credentials):** Mike Stamus  
Office: 404-894-5445 • Mobile: (404) 218-9723  
Email: mstamus@athletics.gatech.edu

## FOLLOW GEORGIA TECH ONLINE

OFFICIAL WEBSITE: [www.RamblinWreck.com](http://www.RamblinWreck.com)

@GTathletics  
@GeorgiaTechFB  
@GTFootball  
@CoachCollins



/GTathletics  
/GTFootball



@GTathletics  
@GeorgiaTechFB



TogetherWeSwarm



RamblinWreckTube

## GEORGIA TECH FOOTBALL BY THE NUMBERS

3

Georgia Tech had three-consecutive off weeks prior to its 56-33 win over Duke on Nov. 28. The Yellow Jackets is one of only two Power Five conference teams in the nation that have played a game following three-consecutive off weeks this season (Arizona State became the second last weekend when it lost to UCLA following three-straight off weeks). The three-consecutive off weeks were Georgia Tech's most between regular-season games since 1900.

5

Georgia Tech has won five-straight night games at Bobby Dodd Stadium, including wins over Duke (56-33 on Nov. 28) and Louisville (47-26 on Oct. 9) this season, a 28-26 victory over NC State on Nov. 21 of last season, a 27-21 triumph over Miami (Fla.) on Nov. 10, 2018 and a 38-24 win over Wake Forest on Oct. 21, 2017.

10

Georgia Tech's 10 third-down conversions last Saturday at NC State were its most in a single game since it had 10 in a 30-27 overtime win against Virginia on Nov. 17, 2018 and the Yellow Jackets' most in a non-overtime game since it converted 10 in a 38-21 win at Tulane on Sept. 6, 2014.

20

Twenty true freshmen have seen action for Georgia Tech this season, which is tied for third among Power Five conference teams and tied for sixth among all NCAA Division I FBS programs.

&lt;100

Georgia Tech has held consecutive opponents to less than 100 rushing yards (Duke - 68, NC State - 88) for the first time since it limited Mercer and Vanderbilt to 85 yards on the ground apiece on Sept. 10 and 17, 2016. Tech had not held NCAA Division I FBS opponents to less than 100 yards on the ground in consecutive games since 2013, when it achieved the feat against Virginia (68 yds. on Oct. 26) and Pitt (-5 yds. on Nov. 2).

143

Georgia Tech has a total of 143 "Money Down" (third/fourth down) stops (defense) plus conversions (offense) this season. Head coach **Geoff Collins** has pledged to donate \$10 to Children's Healthcare of Atlanta for each Georgia Tech Money Down defensive stop and offensive conversion this season, meaning that his season-long donation total through nine games is \$1,430.

741

Georgia Tech is tied for 19th in NCAA Division I FBS history with 741 all-time victories. The Yellow Jackets' opponent on Thursday, Pitt, ranks 21st all-time with 737 wins.

## A GEORGIA TECH WIN WOULD ...

- up it to 4-6 overall and 4-5 in ACC play;
- surpass its win total from 2019 (3);
- be its sixth-straight night win at Bobby Dodd Stadium;
- be only its second win in its last six games against Pitt;
- snap a two-game losing skid against the Panthers.

## A GEORGIA TECH LOSS WOULD ...

- drop the Yellow Jackets to 3-7 overall and 3-6 in ACC play;
- be its first loss in a night game at Bobby Dodd Stadium since 2016;
- be its third-straight loss and fifth defeat in its last six games against Pitt.

## GEORGIA TECH SECOND-YEAR HEAD COACH — GEOFF COLLINS

Geoff Collins, an Atlanta area native and one of college football's most successful and innovative coaches, is in his second season as Georgia Tech football's head coach. He was named the 20th football head coach in Georgia Tech history on Dec. 7, 2018.

Born in Decatur, Ga. and raised in Conyers, Ga., Collins took the reins at Georgia Tech after serving as the head coach at Temple University in 2017 and 2018.

Despite the challenges associated with overhauling Georgia Tech's football culture, including the monumental switch from its previous option-based offense to a pro-style, spread attack, highlights from Collins' first year on The Flats included:

- a thrilling 28-21 overtime win at Miami (Fla.), the Yellow Jackets' first-ever win over the Hurricanes at Miami's Hard Rock Stadium;
- four players named all-Atlantic Coast Conference — all of which were underclassmen and return to The Flats in 2020;
- Tyler Davis, who Collins recruited to Georgia Tech as a graduate transfer, being selected by the Jacksonville Jaguars in the sixth round of the 2020 National Football League draft, becoming the highest-selected tight end in program history and the first Yellow Jacket TE taken in the NFL Draft in 28 years;
- a team grade point average of 3.0 at the conclusion of the 2020 spring semester — the highest team GPA in program history.

His impact has also been felt in his prowess as a recruiter. Most notably, Georgia Tech's first full recruiting class under Collins, the incoming class of 2020, was ranked No. 24 nationally by Rivals, making it only the second top-25 recruiting class in Tech history and the first since 2007, a class that was compiled when Collins served as the Yellow Jackets' director of player personnel. A total of 12 four- and five-star recruits have joined the Jackets' since Collins' arrival as head coach in December 2018.

Prior to taking the reins at Georgia Tech, Collins put together the most successful first two seasons by a head coach in Temple's 121-year football history. Collins compiled 15 wins and led Temple to two bowl games in his two seasons with the Owls, which are both school records for a coach in his first two campaigns at TU.

In his first season at Temple, Collins led the Owls a 28-3 win over Florida International in the 2017 Gasparilla Bowl, which was good for only the third bowl victory in school history and its first since 2011.

He coached the Owls to an 8-4 record and 7-1 mark in the American Athletic Conference in 2018, with Temple's only conference defeat coming at No. 8-ranked and undefeated UCF. The 8-4 campaign earned Temple a berth in the Independence Bowl.

Prior to becoming head coach at Temple, Collins was one of the nation's most respected defensive coordinators, serving in the role at Florida (2015-16), Mississippi State (2013-14, co-DC: 2011-12), FIU (2010) and his alma mater, Western Carolina (2002-05).

Highlights of his career as a coordinator included ranking among the nation's top 10 in total defense in each of his two seasons at Florida (No. 8 in 2015 and No. 5 in 2016), ranking among the top 25 nationally in total defense (18th — 2013) and scoring defense (23rd — 2014) during his two seasons calling plays at Mississippi State and leading the Sun Belt Conference in total defense, scoring defense and turnover margin in his lone campaign at FIU (2010).

He is the only coach to ever be nominated for the Broyles Award, given to college football's top assistant coach, at three different schools (FIU — 2010, Mississippi State — 2014 and Florida — 2015).

Collins' 27-year career also includes a pair of prior stints at Georgia Tech. He first came to The Flats as a graduate assistant (1999-2000), then tight ends coach (2001) under head coach George O'Leary from 1999-2001, followed by a year as director of player personnel under head coach Chan Gailey in 2006.

During his initial three seasons at Georgia Tech under O'Leary, the Yellow Jackets were 25-12 with three-consecutive bowl appearances. As the Jackets' director of player personnel in 2006, Collins led the efforts to land a recruiting class that included Derrick Morgan (all-American, first-round NFL Draft pick), Morgan Burnett (all-American, third-round NFL Draft pick), Joshua Nesbitt (quarterbacked GT to two ACC Championship Games) and Jonathan Dwyer (the sixth-leading rusher in GT history).

Collins' coaching career also includes stops at Western Carolina (student assistant — 1993-94), Franklin (N.C.) H.S. (assistant coach — 1995), Fordham (linebackers coach — 1996), Albright (defensive coordinator — 1997-98), Alabama (director of player personnel — 2007) and UCF (linebackers coach/recruiting coordinator — 2008-09).

In all, Collins has recruited and/or coached more than three dozen players that have gone on to play in the National Football League. Among Collins' pupils in the NFL are Philadelphia Eagles All-Pro defensive tackle Fletcher Cox (a consensus All-American at Mississippi State and No. 12 overall pick in the 2012 NFL Draft), Tampa Bay Buccaneers cornerback Vernon Hargreaves (a consensus All-American at Florida and No. 11 overall pick in the 2016 NFL Draft), Atlanta Falcons safety Keanu Neal (the No. 17 overall pick in the 2016 NFL Draft) and Indianapolis Colts cornerback Rock Ya-Sin (who earned first-team all-American Athletic Conference honors at Temple after transferring from Presbyterian College and went on to be selected in the second round of the 2019 NFL Draft).

In addition to being renowned as a coach, strategist and evaluator, Collins is also widely recognized as the nation's top head coach when it comes to branding his football program, particularly when it comes to utilizing social media in branding and recruiting efforts. His expertise in marketing and branding has led to him being a guest lecturer for Georgia Tech's Scheller College of Business executive MBA program and a featured speaker at the 2019 Hashtag Sports conference in New York City. Under Collins, Tech became only the second college football program in the nation to partner with renowned creative agency J1S and the first program in the nation to enter into a partnership with best-selling author and branding consultant Jeremy Darlow.

Collins' innovations in utilizing social media to aid in recruiting efforts have not only helped Georgia Tech land the two highest-rated recruiting classes in school history, but also helped Alabama sign the No. 1 class in the nation in 2007-08. Alabama's 2008 signing class included running back Mark Ingram, who went on to become the first Heisman Trophy winner in Crimson Tide history in 2009.

As a student-athlete, Collins totaled 194 career tackles as an outside linebacker and defensive back at Western Carolina (1989-92). He had 68 tackles and six tackles for loss as a junior and helped lead WCU to a 7-4 record with 62 stops, including five behind the line of scrimmage, as a senior.

Collins, 49, is married to the former Jennifer Haynes. They have a daughter, Astrid (4).

### THE GEOFF COLLINS FILE

#### Personal

Hometown: Conyers, Ga.  
 Birthdate: April 10, 1971 (49 years old)  
 Education: Western Carolina, 1994  
 Family: Wife: Jennifer; Daughter: Astrid (4)

#### Coaching Experience

1993-94 — Western Carolina (student assistant)  
 1995 — Franklin (N.C.) H.S. (assistant coach)  
 1996 — Fordham (linebackers coach)  
 1997-98 — Albright (defensive coordinator)  
 1999-2000 — Georgia Tech (graduate assistant)  
 2001 — Georgia Tech (tight ends coach)  
 2002-05 — Western Carolina (defensive coordinator)  
 2006 — Georgia Tech (recruiting coordinator)  
 2007 — Alabama (director of player personnel)  
 2008-09 — UCF (linebackers coach/recruiting coordinator)  
 2010 — Florida International (defensive coordinator)  
 2011-12 — Mississippi State (co-defensive coordinator)  
 2013-14 — Mississippi State (defensive coordinator)  
 2015-16 — Florida (defensive coordinator)  
 2017-18 — Temple (head coach)  
 2019 — Georgia Tech (head coach)

#### Head Coaching Experience prior to Georgia Tech

2017 — Temple  
 7-6 overall, 4-4 AAC  
 def. Florida International, 28-3, in 2017 Gasparilla Bowl

2018 — Temple  
 8-4 overall, 7-1 AAC  
 faced Duke in 2018 Independence Bowl

### COLLINS' CAREER HIGHLIGHTS

- 27th season in the college football coaching profession
- 17th season at an NCAA Division I FBS institution
- third season as a head coach
  - o 15-10 in two seasons at Temple (2017-18)
  - o 7-6 in 2017 — won the Gasparilla Bowl; Temple's first bowl win since 2011, only the third bowl win in school history
  - o 8-4 in 2018 — 7-1 in American Athletic Conference; only loss at No. 8-ranked and undefeated UCF
- 13 seasons as a defensive coordinator
- four seasons as a recruiting coordinator/director of player personnel
- Signed only the second top-25 recruiting class in Georgia Tech history in 2020 (No. 24 — Rivals)
- As Georgia Tech's director of player personnel in 2006, he was instrumental in landing the 2007 signing class that was ranked No. 18 nationally (Rivals) and produced:
  - o **Derrick Morgan**  
all-American, first round NFL draft pick
  - o **Morgan Burnett**  
all-American, third round NFL draft pick
  - o **Joshua Nesbitt**  
quarterbacked GT to two ACC Championship Games
  - o **Jonathan Dwyer**  
3,226 career rushing yards rank sixth in GT history
- As Alabama's director of player personnel in 2007, he was instrumental in landing the 2008 signing class that was ranked No. 1 nationally, including Alabama's first-ever Heisman Trophy winner (Mark Ingram — 2009)

## GEORGIA TECH-PITT SERIES HISTORY

• Georgia Tech and Pitt are meeting for the 15th time overall and the eighth time since the Panthers joined the Atlantic Coast Conference in 2013.

• Pitt leads the overall series, which dates back to 1918, 9-5.

• The Yellow Jackets are 3-4 against the Panthers since Pitt joined the ACC in '13.

• Three of the last five meetings between Georgia Tech and Pitt have been decided by five points or less and four of the five have been decided by 10 points or less (GT is 0-4 in those tight games).

• Prior to becoming conference-mates in 2013, Pitt had won all five regular-season meetings with Georgia Tech (1918, 1919, 1920, 1974 and 1976) but the Yellow Jackets had won both postseason matchups (in the 1956 Sugar Bowl - following the 1955 season - and in the 1956 Gator Bowl).

• Georgia Tech and Pitt are two of college football's all-time winningest programs. Georgia Tech ranks 19th in NCAA Division I FBS history with 741 all-time wins, while Pitt ranks 21st with 737 victories.

• The Yellow Jackets are hosting the Panthers for the second-straight season as a result of the ACC modifying its 2020 schedule due to the Covid-19 pandemic. It marks only the third time since Georgia Tech began playing an ACC schedule in 1983 that it will host a conference opponent in consecutive years. The Jackets hosted Wake Forest in 1991 and '92 and Virginia in 1993 and '94.

## GEORGIA TECH-PITT SERIES RESULTS

DATE	RANK		H/A	GT RESULT	
	GT	PITT		W/L/T	SCORE
11/23/1918	-	-	A	L	0-32
10/25/1919	-	-	A	L	6-16
10/23/1920	-	-	A	L	3-10
1/2/1956	7	11	N <sup>1</sup>	W	7-0
12/29/1956	4	13	N <sup>2</sup>	W	21-14
9/21/1974	-	15	H	L	17-27
9/18/1976	-	3	H	L	14-42
11/2/2013	-	-	H	W	21-10
10/25/2014	-	-	A	W	56-28
10/17/2015	-	-	H	L	28-31
10/8/2016	-	-	A	L	34-37
9/23/2017	-	-	H	W	35-17
9/15/2018	-	-	A	L	19-24
11/2/2019	-	-	H	L	10-20

\*N<sup>1</sup> - Sugar Bowl (New Orleans, La.)

\*N<sup>2</sup> - Gator Bowl (Jacksonville, Fla.)

## UNDER THE LIGHTS AT BOBBY DODD STADIUM

• Georgia Tech has won five-straight night games at Bobby Dodd Stadium (kickoff at 6 p.m. or later), including all three played under head coach **Geoff Collins**.

## GT'S FOUR-CONSECUTIVE NIGHT WINS AT HOME

Date	Opponent	Score
Oct. 21, 2017 (Sat.)	Wake Forest	W, 38-24
Nov. 10, 2018 (Sat.)	Miami (Fla.)	W, 27-21
Nov. 21, 2019 (Thurs.)	NC State	W, 28-26
Oct. 9, 2020 (Fri.)	Louisville	W, 46-27
Nov. 28, 2020 (Sat.)	Duke	W, 56-33

Last loss: Thursday, Sept. 22, 2016 vs. No. 5 Clemson (26-7)

## GEORGIA TECH FOOTBALL IN DECEMBER

• When toe meets leather on Thursday night at Bobby Dodd Stadium, it will mark the first time that Georgia Tech football has ever played multiple regular season games in the month of December.

• Thursday's game will be Georgia Tech's first home game in December since it hosted Georgia on Dec. 2, 1989.

• Thursday's game will be Tech's latest regular-season game on the calendar since hosted California on Dec. 28, 1940.

• Last Saturday's game at NC State was the Yellow Jackets' first regular-season game in the month of December since Dec. 1, 2001, a 28-17 loss at Florida State. That game was originally scheduled for Sept. 15 but was postponed following the terrorist attacks of Sept. 11, 2001.

• Georgia Tech is 15-13-1 all-time in 29 regular-season games played in December.

## GT ALL-TIME REGULAR-SEASON GAMES

### IN DECEMBER

DATE	OPPONENT	H/A	W/L/T	SCORE
12/7/1893 (TH)	Auburn	H	T	0-0
12/22/1898 (TH)	Georgia	A	L	0-15
12/3/1927	Georgia	H	W	12-0
12/8/1928	Georgia	H	W	20-6
12/7/1929	Georgia	A	L	6-12
12/6/1930	Georgia	H	L	0-13
12/26/1931	California	H	L	6-21
12/17/1932	California	A	L	7-27
12/2/1933	Duke	H	W	6-0
12/1/1934	Georgia	A	L	0-7
12/26/1936	California	H	W	13-7
12/26/1938 (MON)	California	A	L	0-13
12/2/1939	Georgia	H	W	13-0
12/28/1940	California	H	W	13-0
12/2/1944	Georgia	H	W	44-0
12/1/1945	Georgia	H	L	0-33
12/2/1950	Georgia	A	W	7-0
12/1/1951	Georgia	H	W	48-6
12/1/1956	Georgia	A	W	35-0
12/2/1961	Georgia	H	W	22-7
12/1/1962	Georgia	A	W	37-6
12/2/1972	Georgia	H	L	7-27
12/1/1973	Georgia	H	L	3-10
12/2/1978	Georgia	A	L	28-29
12/1/1984	Georgia	A	W	35-18
12/2/1989	Georgia	H	W	33-22
12/1/1990	Georgia	A	W	40-23
12/1/2001	Florida State	A	L	17-28
12/5/2020	NC State	A	L	13-23

## 2020 ACC STANDINGS

	Preseason				
	Poll	ACC	Pct.	Overall	Pct.
Notre Dame	2	9-0	1.000	10-0	1.000
Clemson	1	8-1	.889	9-1	.900
Miami	6	7-1	.875	8-1	.889
NC State	11	7-3	.700	8-3	.727
North Carolina	3	6-3	.667	7-3	.700
Boston College	13	5-5	.500	6-5	.545
Virginia	9	4-4	.500	5-4	.556
Wake Forest	10	3-3	.500	4-3	.571
Pitt	8	4-5	.444	5-5	.500
Virginia Tech	5	4-5	.444	4-6	.400
<b>GEORGIA TECH</b>	<b>15</b>	<b>3-5</b>	<b>.375</b>	<b>3-6</b>	<b>.333</b>
Louisville	4	2-7	.222	3-7	.300
Florida State	7	1-6	.143	2-6	.250
Duke	12	1-8	.111	2-8	.200
Syracuse	14	1-9	.100	1-10	.091

## ASSOCIATED PRESS TOP 25 POLL (WEEK 15)

Team (1st-place votes)	Points	Prev.	Record
1 Alabama (62)	1,550	1	9-0
2 Notre Dame	1,482	2	10-0
3 Ohio State	1,407	3	5-0
4 Clemson	1,387	4	9-1
5 Texas A&M	1,274	5	7-1
6 Florida	1,233	6	8-1
7 Cincinnati	1,204	7	8-0
8 Indiana	1,047	10	6-1
9 Miami (Fla.)	1,039	9	8-1
10 Iowa State	947	12	8-2
11 Coastal Carolina	923	14	10-0
12 Georgia	914	11	6-2
13 Oklahoma	837	13	7-2
14 BYU	713	8	9-1
15 Northwestern	647	16	5-1
16 Southern California	624	17	3-0
17 UL Lafayette	560	20	9-1
18 Tulsa	444	22	6-1
19 Iowa	424	24	5-2
20 North Carolina	306	NR	7-3
21 Colorado	253	NR	4-0
22 Liberty	191	25	9-1
23 Texas	164	NR	6-3
24 Buffalo	145	NR	4-0
25 Wisconsin	115	18	2-2

Others receiving votes: NC State 98; Marshall 66; San Jose State 66; Oklahoma State 33; UCF 11; Boise State 10; Washington 10; Auburn 9; Missouri 8; Nevada 5; Army 2; UCLA 1; TCU 1

## USA TODAY COACHES TOP 25 POLL (WEEK 15)

Team (1st-place votes)	Record	Points	Prev
1 Alabama (59)	9-0	1547	1
2 Notre Dame (2)	10-0	1479	2
3 Clemson	9-1	1395	3
4 Ohio State (1)	5-0	1387	4
5 Texas A&M	7-1	1266	6
6 Florida	8-1	1258	5
7 Cincinnati	8-0	1172	7
8 Miami	8-1	1050	9
9 Indiana	6-1	1000	11
10 Georgia	6-2	987	10
11 Iowa State	8-2	958	12
12 Oklahoma	7-2	860	13
13 Coastal Carolina	10-0	838	14
14 Northwestern	5-1	683	17
15 Southern California	3-0	615	16
16 BYU	9-1	598	8
17 UL Lafayette	9-1	500	21
18 Iowa	5-2	396	24
19 Tulsa	6-1	394	22
20 North Carolina	7-3	370	NR
21 Liberty	9-1	185	25
22 Colorado	4-0	178	NR
23 Texas	6-3	161	NR
24 NC State	8-3	154	NR
25 Wisconsin	2-2	124	19

Others receiving votes: Oklahoma State 100; Missouri 88; Marshall 77; San Jose State 68; Buffalo 59; Nevada 48; Auburn 42; Oregon 30; Boise State 26; Army 25; Washington 19; SMU 10; Appalachian State 3

Georgia Tech opponents in italics



## OFFENSE

• For the majority of observers, the most noticable change when head coach **Geoff Collins** took the reins at Georgia Tech prior to last season was the transition from the option-based offense that the Yellow Jackets ran under former head coach Paul Johnson for 11 seasons to a spread, pro-style offense.

• Leading the transition to Georgia Tech's spread, pro-style offense is offensive coordinator/quarterbacks coach **Dave Patenaude**. Patenaude also served as the offensive coordinator and quarterbacks coach under Collins for two seasons at Temple (2017-18).

• With Patenaude at the helm of Temple's offense, the Owls amassed two of the three highest single-season passing totals in school history (3,273 yards in 2017, 3,297 yards in 2018).

• This season, Georgia Tech is averaging 394.6 yards of total offense per game this season, 108.3 yards per game more than it averaged in 2019, when it finished last in the ACC and 127th out of 130 teams nationally with 286.3 ypg.

• Georgia Tech has racked up at least 400 yards of total offense six times this season, marking only the second time in the last six seasons that the Yellow Jackets have had at least 400 yards in six of their first nine games of a season (Tech also eclipsed the 400-yard mark six times in its first nine games of 2018).

• Tech had at least 400 yards of total offense in each of its first four games of this season (438 at Florida State, 471 vs. UCF, 453 at Syracuse, 450 vs. Louisville). Coming into this season, the Yellow Jackets had gone 16 games without compiling 400 yards of total offense, with their last 400-yard game coming on Nov. 3, 2018 at North Carolina.

• Prior to this season, the last time that Georgia Tech had four-straight 400-yard games at any point in a season was in 2011, the last time the Yellow Jackets opened a season with four-straight 400-yard games was in 2011 and the last time the Jackets opened a season with 400-yard games against four-straight NCAA Division I-A/FBS opponents was 1999.

### THE LAST TIME GEORGIA TECH HAD 400 YARDS OF TOTAL OFFENSE IN FOUR-STRAIGHT GAMES (PRIOR TO THIS SEASON)

**At any point in a season: 2014**

Oct. 18 at North Carolina — 611

Oct. 25 at Pitt — 612

Nov. 1 vs. Virginia — 409

Nov. 8 at NC State — 549

**To open a season: 2011**

Sept. 1 vs. Western Carolina — 662

Sept. 10 at Middle Tennessee — 596

Sept. 17 vs. Kansas — 768

Sept. 24 vs. North Carolina — 496

**To open a season vs. all I-A/FBS opponents: 1999**

Sept. 4 vs. Navy — 487

Sept. 11 at Florida State — 501

Sept. 18 vs. UCF — 494

Sept. 30 vs. Maryland — 587

• The Yellow Jackets' 1,590 passing yards and 120 pass completions are their most through nine games since 2005 (1,771 yards and 150 completions).

• Tech's 277 passing yards in the season opener at Florida State were its most since the Yellow Jackets threw for 282 versus Wofford on Aug. 30, 2014. The 277 passing yards were the Jackets' most against an NCAA Division I FBS opponent since they threw for 309 in a 28-26 loss at Maryland on Oct. 7, 2007 and their most in a win over an FBS team since they threw for 353 in a 27-21 win over North Carolina on Sept. 10, 2005.

• The 277 passing yards versus Florida State were Georgia Tech's 10th-most in any game since the beginning of the 2002 season.

### MOST PASSING YARDS IN A GAME (SINCE 2002)

	Passing Yds.	Opponent	Year	Result
1.	365	Western Carolina	2011	W, 63-21
2.	353	North Carolina	2005	W, 27-21
3.	326	vs. West Virginia	2006	L, 38-35
4.	309	at Maryland	2007	L, 28-26
5.	305	at Maryland	2002	L, 34-10
6.	288	UConn	2004	W, 30-10
7.	283	NC State	2003	W, 29-21
8.	282	Wofford	2014	W, 38-19
9.	279	NC State	2005	L, 17-14
10.	277	at Florida State	2020	W, 16-13

• Georgia Tech's 23 pass completions against FSU were its most in a game since it completed 25 passes versus North Carolina on Sept. 10, 2005.

• Nine of the Yellow Jackets' 15 highest completion totals since the beginning of the 2002 season have come in their last 19 games.

### MOST COMPLETIONS IN A GAME (SINCE 2002)

	Completions	Opponent	Year	Result
1.	27	at Duke	2003	L, 41-17
2.	25	North Carolina	2005	W, 27-21
3.	24	NC State	2003	W, 29-21
4.	23	at Florida State	2020	W, 16-13
5.	18	at Boston College	2020	L, 48-27
	18	UCF	2020	L, 49-21
	18	Middle Tennessee	2012	L, 49-28
8.	15	Notre Dame	2020	L, 31-13
	15	at Syracuse	2020	L, 37-20
	15	at Virginia	2019	L, 33-28
	15	at Duke	2019	L, 41-23
	15	at Clemson	2013	L, 55-31
13.	14	at Temple	2019	L, 24-2
	14	USF	2019	W, 14-10
	14	Duke	2014	L, 31-25

• Ten different Georgia Tech players caught passes in the opener at Florida State, which were the most Yellow Jackets to catch a pass in a game since 2006 versus Samford and the most against an NCAA Division I FBS opponent since 2000 versus Georgia.

• Twice this season, three different Jackets have caught touchdown passes in a game — **Jalen Camp**, **Malachi Carter** and **Jahmyr Gibbs** against Louisville (Oct. 9) and Camp, Carter and **Adonias Sanders** against Duke (Nov. 28). Prior to this season, Georgia Tech hadn't had three different receivers with touchdown receptions in the same game since Sept. 12, 2015 vs. Tulane (TaQuon Marshall, Qua Searcy and Michael Summers).

• Six different Yellow Jackets have at least 100 receiving yards this season — wide receivers Camp (342), Carter (244), **Adonias Sanders** (216), **Ahmarean Brown** (183) and **Marquez Ezzard** (124) and running back Gibbs (303). The last time Tech had as many as six players with 100 receiving yards through nine games was 2001 — a group that was comprised of current Georgia Tech offensive analyst **Will Glover**, Russell Matvey, Levon Thomas, Joe Burns, Kelly Campbell, Jonathan Smith and Kerry Watkins.

• Georgia Tech is one of only seven Power Five conference teams with as many as three players that have rushed for at least 300 yards this season — QB **Jeff Sims** (478), RB **Jahmyr Gibbs** (460) and RB **Jordan Mason** (311). The other teams on the list are Florida State (3), Kentucky (3), Ole Miss (3), Notre Dame (4), Oklahoma State (3) and Texas (3).

• With RB **Dontae Smith** at 296 rushing yards, Tech is just four yards shy of joining Notre Dame as the only Power Five teams with four 300-yard rushers this season.

• On Nov. 28 versus Duke, Georgia Tech had its most points (56), rushing yards (377) and total yards (523) since Collins took over as head coach in 2019.

• Tech's 56 points against Duke were its most in a game since a 66-31 win at Louisville on Oct. 5, 2018.

• The Yellow Jackets' 377 rushing yards and 523 total yards against Duke were their most in a game since they had 461 rushing yards and 565 total yards in a 38-28 win at North Carolina on Nov. 3, 2018.

• Georgia Tech's 10 third-down conversions last Saturday at NC State were its most in a single game since it had 10 in a 30-27 overtime win against Virginia on Nov. 17, 2018 and the Yellow Jackets' most in a non-overtime game since it converted 10 in a 38-21 win at Tulane on Sept. 6, 2014.

• The Yellow Jackets' offensive output could be even more impressive if they limit turnovers and improves red-zone production. The Jackets rank 125th out of 127 teams nationally with 22 turnovers and rank 118th nationally in red-zone offense (.667).

• Tech has committed 17 turnovers in their six losses and have just five turnovers in their three wins this season.

### QUARTERBACKS

• Georgia Tech quarterback **Jeff Sims** has taken the college football world by storm as a true freshman.

### JEFF SIMS — GAME-BY-GAME

	Rush	Yds.	TD	C-A-I.	Yds.	TD	Total Off.
Florida State	13	64	0	23-34-2	277	1	341
UCF	16	82	1	18-36-2	244	1	326
Syracuse	8	41	1	13-28-4	174	1	215
Louisville	7	64	1	11-21-0	249	2	313
Clemson	13	-23	0	6-13-1	81	1	58
Boston College	12	47	1	12-18-1	171	2	218
Notre Dame	12	2	0	15-26-0	150	0	152
Duke	12	108	0	13-23-1	146	3	154
NC State	17	93	1	13-27-0	151	0	244
Total	110	478	5	124-226-11	1,643	11	1,867

• In addition to leading Georgia Tech in all passing categories, Sims also leads the Yellow Jackets in rushing yards (478) and rushing touchdowns (5).

• Sims ranks among the top 50 nationally in five different official statistical categories.

### JEFF SIMS — NATIONAL/ACC RANKS

Category	No.	FBS Rank
Rushing Yards by QB	478	9th
Passing Yards/Completion	13.25	38th
Passing TDs	11	46th
Passing Yards	1,643	47th
Points Responsible For	96	50th

• Sims' 11 touchdown passes rank sixth among all freshmen nationally.

• Sims' 1,643 passing yards rank seventh among all freshmen nationally.

• Sims' 1,643 passing yards are the most by a Georgia Tech quarterback through nine games since George Godsey had 2,364 yards in 2001.

## OFFENSE

• Since 2000, Sims, Godsey, A.J. Suggs and Reggie Ball are the only Tech QBs that have thrown for at least 1,600 yards through nine games (Sims: 1,643 - 2020; Ball: 1,621 - 2003; Suggs: 1,633 - 2002; Godsey: 2,364 - 2001 and 2,330 - 2000).

• In Georgia Tech's last home game, Sims threw for three touchdowns and ran for 108 yards, both career highs, against Duke (Nov. 28).

• Sims is one of only nine NCAA Division I FBS players and the only freshman (true or redshirt) with 100 rushing yards and three touchdown passes in a game this season.

#### QBs WITH 100 RUSH YDS/3 PASSING TDs IN A GAME NCAA DIVISION I FBS, 2020

Player	Team	Rush Yds./ Pass TDs	Opp.
<b>Jeff Sims*</b>	<b>Georgia Tech</b>	<b>108/3</b>	<b>Duke</b>
Sean Clifford	Penn State	119/3	Indiana
Dustin Crum	Kent State	104/3	Akron
Hendon Hooker	Virginia Tech	156/3	Liberty
D'Eriq King	Miami (Fla.)	105/5	NC State
Andrew Peasley	Utah State	118/3	New Mexico
D. Thompson-Robinson	UCLA	109/4	Colorado
Clayton Tune	Houston	120/3	USF
Malik Willis	Liberty	108/3	Virginia Tech

\* freshman (true or redshirt)

• Sims has had at least 240 passing yards and 60 rushing yards three times this season (Sept. 12 at Florida State, Sept. 19 vs. UCF and Oct. 9 vs. Louisville). It is an accomplishment that has only been achieved 36 times this season in NCAA Division I FBS. Sims is one of only two players from a Power Five conference to do it three times, one of only 10 players to do it multiple times and the only true freshman that has done it even once.

#### QBs WITH 240 PASS YDS/60 RUSH YDS. IN A GAME NCAA DIVISION I FBS, 2020

Player	Team	Pass/Rush	Opp.
<b>Jeff Sims*</b>	<b>Georgia Tech</b>	<b>277/64</b>	<b>Florida State</b>
<b>Jeff Sims*</b>	<b>Georgia Tech</b>	<b>244/82</b>	<b>UCF</b>
<b>Jeff Sims*</b>	<b>Georgia Tech</b>	<b>249/64</b>	<b>Louisville</b>
Sam Ehlinger	Texas	262/69	Texas Tech
Sam Ehlinger	Texas	287/112	Oklahoma
Sam Ehlinger	Texas	298/65	Iowa State
Asher O'Hara	Middle Tenn.	333/69	Rice
Asher O'Hara	Middle Tenn.	372/61	UTSA
Asher O'Hara	Middle Tenn.	268/106	FIU
Malik Willis	Liberty	345/97	Southern Miss.
Malik Willis	Liberty	285/85	FIU
Malik Willis	Liberty	306/97	W. Carolina
Brennan Armstrong	Virginia	270/89	Clemson
Brennan Armstrong	Virginia	287/130	Boston College
Ian Book	Notre Dame	310/68	Clemson
Ian Book	Notre Dame	283/85	Boston College
Chevan Cordeiro	Hawai'i	253/90	Boise State
Chevan Cordeiro	Hawai'i	246/62	Nevada
Dustin Crum	Kent State	348/104	Akron
Dustin Crum	Kent State	343/76	Buffalo
D'Eriq King	Miami (Fla.)	267/65	Florida State
D'Eriq King	Miami (Fla.)	430/105	NC State
Bo Nix	Auburn	272/69	South Carolina
Bo Nix	Auburn	300/81	LSU
Cornellious Brown	Georgia State	314/83	Arkansas St.
Malik Cunningham	Louisville	294/133	Boston Coll.
Max Duggan	TCU	265/104	Oklahoma St.
Justin Fields	Ohio State	300/78	Indiana
Frank Harris	UTSA	269/104	S.F. Austin
Preston Hutchinson	E. Michigan	250/104	Ball State
Sam Noyer	Colorado	257/64	UCLA
Desmond Ridder	Cincinnati	327/75	East Carolina
Tyler Shough	Oregon	312/81	Washington St.
Tualia Tagovailoa	Maryland	394/64	Minnesota
D. Thompson-Robinson	UCLA	303/109	Colorado
Tevaka Tuifoti	New Mexico	294/69	San Jose St.
Tyler Vitt	Texas State	256/82	UL Monroe

\* true freshman

• Sims made the most impressive debut by a true freshman quarterback in a season opener in Georgia Tech history at Florida State (Sept. 12).

• Sims became the first true freshman quarterback to start a season opener for Georgia Tech since Reggie Ball in 2003 (Aug. 28 vs. BYU).

• Sims became the first true freshman QB to ever win a season opener for Georgia Tech (since the NCAA granted freshmen eligibility in 1972).

• Sims' 23 completions versus Florida State were the most by any Georgia Tech quarterback since Ball completed 24 passes against North Carolina on Sept. 10, 2005.

• Sims' 23 completions vs. FSU are tied for 27th-most by any passer in Georgia Tech single-game history.

#### MOST PASS COMPLETIONS IN A GAME — GT HISTORY

Player	Comp.	Opponent	Year
1. George Godsey	39	Virginia	2001
2. George Godsey	35	Clemson	2000
3. George Godsey	29	Virginia	2000
4. A.J. Suggs	28	Maryland	2002
5. Michael Kelley	27	Georgia	1980
Reggie Ball	27	Duke	2003
7. Shawn Jones	26	Georgia	1992
George Godsey	26	Maryland	2001
A.J. Suggs	26	Virginia	2002
10. Six times (mr: George Godsey)	25	Florida St.	2001
17. 10 times (mr: Reggie Ball)	24	N. Carolina	2005
<b>27. Jeff Sims</b>	<b>23</b>	<b>Florida St.</b>	<b>2020</b>

• Sims' 15 completions in the first half at Florida State matched the most completions that any Georgia Tech quarterback had in a full game over the previous 12 seasons (2008-19).

#### MOST PASS COMPLETIONS IN A GAME (SINCE 2008)

Player	Comp.	Opponent	Year
1. Jeff Sims	23	Florida State	2020
2. Jeff Sims	18	UCF	2020
3. Jeff Sims	15	Notre Dame	2020
James Graham	15	Virginia	2019
James Graham	15	Duke	2019
6. Tevin Washington	14	Middle Tennessee	2012
7. Jeff Sims	13	NC State	2020
Jeff Sims	13	Duke	2020
Jeff Sims	13	Syracuse	2020
Justin Thomas	13	Virginia	2015
Vad Lee	13	Clemson	2013

• Sims' 277 passing yards versus Florida State were the most by any Georgia Tech quarterback since Justin Thomas threw for 282 yards against Wofford on Aug. 30, 2014 and the most by a GT QB against an NCAA Division I FBS opponent since Taylor Bennett threw for 309 against Maryland on Oct. 6, 2007.

• Sims became only the third Georgia Tech quarterback since 2000 to throw for at least 250 yards in a season opener, joining Thomas (282 vs. Wofford, 2014) and Tevin Washington (271 vs. Western Carolina, 2011).

• In addition to throwing for 277 yards against FSU, Sims also ran for a game-high 64 yards, giving him 341 yards of total offense, the most by any Georgia Tech player since Ta-Quon Marshall had 369 versus Tennessee on Sept. 4, 2017.

• Following his spectacular debut against FSU, Sims was named the ACC Rookie of the Week, as well as one of the Davey O'Brien Award's weekly Great 8 and one of the Manning Award's eight Stars of the Week.

• Sims was named ACC Rookie of the Week for a second time after accounting for 313 yards of total offense (249 passing, 64 rushing) and three touchdowns (two passing, one rushing) versus Louisville (Oct. 9).

• Sims collected his third ACC Rookie of the Week award after throwing for three touchdowns and rushing for 108 yards in Tech's 56-33 win over Duke (Nov. 28).

• Sims is only the third Yellow Jacket to ever be named ACC Rookie of the Week as many as three times and the fifth to earn the honor multiple times.

#### GEORGIA TECH PLAYERS TO BE NAMED ACC ROOKIE OF THE WEEK MULTIPLE TIMES

No.	Player	Pos.	Year
5	Reggie Ball	QB	2003
4	Calvin Johnson	WR	2004
<b>3</b>	<b>Jeff Sims</b>	<b>QB</b>	<b>2020</b>
2	Tobias Oliver	QB	2018
2	Dedrick Mills	RB	2016

• Against Louisville (Oct. 9), Sims was recognized by *Pro Football Focus* as having the nation's highest passer rating of the week while under pressure at 143.8.

• Redshirt freshman **Jordan Yates** saw his first action of the season at Syracuse (Sept. 26), completing 2-of-4 passes for four yards. For his career, Yates has seen action in four games (two as a true freshman in 2019) and completed 6-of-16 passes for 42 yards.

• True freshman **Tucker Gleason** made his collegiate debut at Syracuse. He did not attempt a pass while quarterbacking Georgia Tech's final possession of the game.

#### RUNNING BACKS

• Following an injury that hampered him for much of the first three months of this season, 2019 third-team all-ACC RB **Jordan Mason**, who led Georgia Tech with 899 rushing yards and seven rushing touchdowns in 2019, has returned to form with 204 rushing yards over the past two games (105 vs. Duke on Nov. 28, 99 last Saturday at NC State).

• Mason's 105-yard performance against Duke was his first 100-yard rushing game of the season and fourth of his career. All four of his 100-yard rushing games have come in his last 12 contests.

• Last Saturday's 99-yard effort against NC State marked the second time in his career that Mason has come up 1 yard short of a 100-yard game (prev.: vs. USF, 2019).

• Mason picked up where he left off a season ago with 73 all-purpose yards (55 rushing, 18 receiving) and a 19-yard touchdown run in Tech's season opener against Florida State (Sept. 12), but was unavailable for Georgia Tech's next four games, snapping the junior's streak of 26-consecutive games played to begin his collegiate career.

• In four games since returning to the lineup, Mason has totaled 305 yards from scrimmage (256 rushing, 49 receiving), including 218 over the past two games (204 rushing, 14 receiving).

## OFFENSE

## JORDAN MASON - GAME-BY-GAME

2018	Rush	Yds.	TD	Rec.	Yds.	TD	All-Purp.
Alcorn St.	11	85	1	0	0	0	85
USF	13	95	0	0	0	0	95
Pitt	10	94	0	1	2	0	96
Clemson	4	30	0	0	0	0	30
Bowling Green	7	61	2	0	0	0	61
Louisville	13	78	1	0	0	0	78
Duke	12	39	0	0	0	0	39
Virginia Tech	12	82	3	0	0	0	82
North Carolina	12	40	0	0	0	0	40
Miami (Fla.)	5	24	0	0	0	0	24
Virginia	3	9	0	0	0	0	9
Georgia	1	3	0	0	0	0	3
Minnesota	5	19	0	0	0	0	19
<b>2018 Total</b>	<b>108</b>	<b>659</b>	<b>7</b>	<b>1</b>	<b>2</b>	<b>0</b>	<b>661</b>

2019	Rush	Yds.	TD	Rec.	Yds.	TD	All-Purp.
Clemson	13	72	1	0	0	0	72
USF	20	99	1	3	15	0	114
The Citadel	11	78	2	1	11	0	89
Temple	5	8	0	2	17	0	25
North Carolina	8	62	1	0	0	0	62
Duke	18	106	0	1	2	0	108
Miami (Fla.)	20	141	1	0	0	0	141
Pitt	15	56	0	0	0	0	56
Virginia	19	94	1	0	0	0	94
Virginia Tech	5	5	0	0	0	0	5
NC State	22	141	0	0	0	0	141
Georgia	16	37	0	0	0	0	37
<b>2019 Total</b>	<b>172</b>	<b>899</b>	<b>7</b>	<b>8</b>	<b>45</b>	<b>0</b>	<b>944</b>

2020	Rush	Yds.	TD	Rec.	Yds.	TD	All-Purp.
Florida St.	14	55	1	1	18	0	73
UCF	— DID NOT PLAY —						
Syracuse	— DID NOT PLAY —						
Louisville	— DID NOT PLAY —						
Clemson	— DID NOT PLAY —						
Boston Col.	6	27	0	1	37	0	64
Notre Dame	7	25	1	1	-2	0	23
Duke	21	105	0	1	6	0	111
NC State	21	99	0	2	8	0	107
<b>2020 Total</b>	<b>69</b>	<b>311</b>	<b>2</b>	<b>6</b>	<b>67</b>	<b>0</b>	<b>378</b>
<b>Career</b>	<b>349</b>	<b>1,869</b>	<b>16</b>	<b>15</b>	<b>114</b>	<b>0</b>	<b>1,983</b>

• In 349 career carries, Mason has been held to negative yardage only 33 times.

• Last season, Mason's 74.9 rushing yards per game ranked sixth in the ACC and 65th nationally, his 5.23 yards per carry ranked ninth in the ACC and 69th nationally and his seven rushing touchdowns ranked ninth in the ACC and 106th nationally last season.

• Since the beginning of the 2018 season, Mason is one of only seven players that has averaged at least 5.5 yards per rush on a minimum of 13 carries against five-time-defending ACC champion Clemson, and one of only four to accomplish the feat during the regular season.

## PLAYERS THAT HAVE AVERAGED 5.5 YDS/RUSH vs. CLEMSON SINCE 2018 (MIN. 13 ATT.)

Player	Team	Avg.	Date
Darrin Hall	Pitt	6.1	12/1/2018
<b>Jordan Mason</b>	<b>Georgia Tech</b>	<b>5.5</b>	<b>8/29/2019</b>
Michael Carter	North Carolina	6.2	9/28/2019
J.K. Dobbins	Ohio State	9.7	12/28/2019
Clyde Edwards-Helaire	LSU	6.9	1/13/2020
D'Eriq King	Miami (Fla.)	6.0	10/10/20
Kyren Williams	Notre Dame	6.1	11/7/20

• Mason currently ranks 18th in program history with 1,869 rushing yards. He needs just 131 yards to become only the 17th Yellow Jacket with 2,000 career rushing yards.

• Additionally, Mason needs only seven all-purpose yards to reach 2,000 for his career.

• Despite Mason being out of the lineup for four games this season, Georgia Tech has not seen a dropoff at the running back position, thanks largely to the impressive collegiate debut of true freshman **Jahmyr Gibbs**.

• In just seven games, Gibbs has rushed for 460 yards (5.2 avg.), caught 24 passes for 303 yards (12.6 avg.), returned eight kicks for 205 yards (25.6 avg.) and scored seven touchdowns (four rushing, three receiving).

## JAHMYR GIBBS - GAME-BY-GAME

2020	Rush	Yds.	TD	Rec.	Yds.	TD	KR/Yds.	Purp.
FSU	— DID NOT PLAY —							
UCF	15	66	1	4	60	1	2/93	219
S'cuse	18	105	0	2	26	1	3/44	175
L'ville	13	61	1	2	60	1	0/0	121
Clem	15	67	0	3	23	0	0/0	90
BC	8	9	0	4	37	0	3/68	114
ND	14	61	0	5	49	0	0/0	110
Duke	6	91	2	4	48	0	0/0	139
NCU	— DID NOT PLAY —							
<b>Total</b>	<b>89</b>	<b>460</b>	<b>4</b>	<b>24</b>	<b>303</b>	<b>3</b>	<b>8/205</b>	<b>968</b>

• Despite only playing in six-and-a-half of Georgia Tech's nine games this season, Gibbs ranks second on the team in rushing yards (460) and receiving yards (303), is tied for the team lead in receptions (24) and leads the squad in all-purpose yards (968) and total touchdowns (7). He is tied for the team lead in receiving touchdowns (3) and ranks second on the squad in rushing touchdowns (4).

• Gibbs has been unavailable for two-and-a-half of Tech's nine games this season. He missed the Yellow Jackets' season opener at Florida State, left Nov. 28 game versus Duke with more than five minutes to go in the first half and was unavailable for last Saturday's game at NC State.

• Gibbs became the first NCAA FBS Division I true freshman this millenium with at least 450 rushing yards, 300 receiving yards and 200 kickoff return yards in his team's first eight games of the season. Making the feat even more impressive was the fact that Gibbs only played in six-and-a-half of Georgia Tech's first eight games of the campaign.

• Since 2000, Gibbs is one of only seven Power Five players overall with 450 rushing yards/300 receiving yards/200 kickoff return yards in his team's first eight games, joining Reggie Bush (USC - 2004), Marion Grice (Arizona State - 2013), Christian McCaffery (Stanford - 2015), Joe Mixon (Oklahoma - 2016), Saquon Barkley (Penn State - 2017) and Lynn Bowden, Jr. (Kentucky - 2019).

• Gibbs is the first Georgia Tech player with 450 rushing yards, 300 receiving yards and 200 kickoff return yards in a single-season since Orwin Smith in 2011.

• Twice in his seven games this season, Gibbs has had at least 60 rushing yards, 60 receiving yards, one rushing touchdown and one receiving touchdown (Sept. 19 vs. UCF and Oct. 9 vs. Louisville). It is an accomplishment that has only been achieved 11 times this season in NCAA Division I FBS. Gibbs and Clemson's Travis Etienne are the only Power Five conference players that have done it multiple times.

## 60 RUSH YDS/60 REC. YARDS/1 RUSH TD/1 REC. TD IN A GAME — NCAA DIVISION I FBS, 2020

Player	Team	No.	Opp.
<b>Jahmyr Gibbs*</b>	<b>Georgia Tech</b>	<b>66/60/1/1</b>	<b>UCF</b>
<b>Jahmyr Gibbs*</b>	<b>Georgia Tech</b>	<b>61/60/1/1</b>	<b>Louisville</b>
Travis Etienne	Clemson	73/114/1/1	Virginia
Travis Etienne	Clemson	84/140/1/1	Boston Col.
Ronnie Rivers	Fresno State	95/69/2/1	Colorado St.
Ronnie Rivers	Fresno State	133/99/3/1	UNLV
Devon Achane*	Texas A&M	65/70/1/1	So. Carolina
Aaron McAllister	Charlotte	140/74/1/1	N. Texas
Brock Sturges	Texas State	69/72/1/1	UTSA
Deuce Vaughn*	Kansas State	113/81/1/1	Texas Tech
Javonte Williams	North Carolina	119/67/1/1	Florida St.

\* freshman

• On Nov. 28 versus Duke, Gibbs amassed 139 yards from scrimmage (91 rushing, 48 receiving) on just 10 touches (six carries, four receptions) before leaving the game in the second quarter due to injury.

• Gibbs had the longest rush (61 yds. — prev: 33 vs. UCF, Sept. 19) and the longest reception (42 yds. — prev. 41 vs. Louisville, Oct. 9) of his career against Duke.

• At Syracuse (Sept. 26), Gibbs became Georgia Tech's first 100-yard rusher of the season and the first Tech true freshman in four years to eclipse the 100-yard rushing plateau when he ran for 105 yards on 18 carries 5.8 avg.).

• Gibbs is the first Georgia Tech true freshman to rush for 100 yards in a game since Dedrick Mills ran for 169 yards against Kentucky in the 2016 TaxSlayer Bowl (Dec. 31, 2016).

• Gibbs also caught two passes for 26 yards and a touchdown and returned three kickoffs for 44 yards at Syracuse, giving him 131 yards from scrimmage and 175 all-purpose yards.

• In his collegiate debut, Gibbs amassed 219 all-purpose yards, including 126 from scrimmage, against No. 14/13 UCF (Sept. 19).

• On his first collegiate play, Gibbs returned the opening kickoff 75 yards to the UCF 21 yard line, setting up a three-play touchdown drive that gave the Yellow Jackets a 7-0 lead just 55 seconds into the game.

• Gibbs scored the Jackets' other two touchdowns vs. UCF on a 9-yard reception in the second quarter and an electrifying 33-yard run in the fourth quarter that pulled the Yellow Jackets within seven points at 28-21.

• Gibbs finished with 93 yards on two kickoff returns, 66 rushing yards on 15 carries and a team-high 60 receiving yards on four receptions against UCF.

• Gibbs is only the third ACC player since 2000 to compile at least 60 rushing yards, 60 receiving yards and 90 kickoff return yards in a game, joining Duke's Deon Jackson (Oct. 27, 2018 vs. Pitt) and Clemson's C.J. Spiller (Oct. 24, 2009 vs. Miami).

• For his efforts against UCF, Gibbs was named the ACC Rookie of the Week and to the Hornung Award Honor Roll, which honors the nation's three most versatile players of the week.

• Sophomores **Dontae Smith** and **Jamious Griffin** round out four Georgia Tech running backs (and five rushers overall) with at least 100 yards on the ground this season.

• Smith ranks fourth on the team with 296 rushing yards and third with three touchdowns, and leads the team with a 7.0 yards-per-carry average.



## OFFENSE

- On Nov. 28 versus Duke, Smith ran for 60 yards on just five carries (12.0 avg.), including touchdown runs of 36 and 22 yards.

- Smith has run for 113 yards on just 14 carries (8.1 avg.) over the past two games, including 43 yards on nine carries last Saturday at NC State.

- On Sept. 26 at Syracuse, Smith ran for a career-high 84 yards on just eight carries (9.4 avg.). His first two carries of the game went for 46 yards (a 16-yarder and a 30-yarder on back-to-back plays in the second quarter), surpassing his previous career high for rushing yards in a game (35 – twice, last vs. UCF on Sept. 19).

- Griffin has rushed for 161 yards (fourth on the team) and two touchdowns this season despite not playing three-straight games versus Boston College (Oct. 24), Notre Dame (Oct. 31) and Duke (Nov. 28).

- In his first action in nearly two months, Griffin carried the ball three times for 25 yards (8.3 avg.) last Saturday at NC State.

## WIDE RECEIVERS

- Five different wide receivers — So. **Ahmarean Brown**, Sr. **Jalen Camp**, Jr. **Malachi Carter** and So. **Marquez Ezzard** and Jr. **Adonias Sanders** — have caught passes in at least five of Georgia Tech's first nine games this season. Camp has a reception in every game, Sanders in 7-of-9, Brown and Carter in 6-of-9 and Ezzard has a catch in 5-of-9.

- By comparison, as recently as two seasons ago (2018), Georgia Tech only had four different wideouts catch a pass all season.

- Camp, a fifth-year senior, leads Georgia Tech with 342 receiving yards and is tied for team lead with 24 receptions. His 342 receiving yards and 24 receptions are both career highs (prev.: 11 receptions for 186 yards in 2018).

- Camp is tied with Carter and RB **Jahmyr Gibbs** for the team lead with three touchdown receptions this season.

- Camp's three touchdown catches this season have come in the past six games (9 yards from Brown on Oct. 9 vs. Louisville, 59 yards from Fr. QB **Jeff Sims** on Oct. 17 vs. Clemson, and 24 yards from Sims on Nov. 28 vs. Duke).

- Camp's 59-yard touchdown catch against Clemson was the longest reception of the senior's career (prev.: 49 at Virginia, Nov. 4, 2017).

- Camp's five receptions in the season opener at Florida State (Sept. 12) were a career high (prev.: 4 at Temple, 2019).

- Despite playing his first three seasons in Georgia Tech's previous option-based offense, Camp has caught 41 passes for 689 yards in his career, both team highs.

- Camp played in four games as a senior in 2019 before his season came to an end due to injury and he received a medial redshirt. His 2019 season came to a close with 134 receiving yards (first on team through four games) on seven receptions (t-2nd), good for a 19.1-yards-per-catch average (1st). His one touchdown catch was also tied for the team lead through four contests.

- Carter ranks third on the team with 244 receiving yards and 17 receptions.

- Carter's three touchdown receptions are tied with Camp and Gibbs for the team lead.

- Carter set a new career high with 89 receiving yards vs. Louisville on Oct. 9 (prev. 74 vs. NC State - Nov. 21, 2019).

- Carter's 89 receiving yards vs. Louisville were the most by Yellow Jacket since slot back Clinton Lynch had 111 at USF in 2018 and the most by a Tech wide receiver since Ricky Jeune had 96 at Virginia in 2017.

- Carter set a career high with six receptions in the Yellow Jackets' Sept. 12 season opener at FSU (prev.: 3, three times – last vs. North Carolina, 2019), including the 15-yard touchdown that pulled the Jackets even at 13-13 early in the fourth quarter.

- Despite only seeing significant playing time in 17 career games (the final eight of last season and the first nine of this season), Sanders has become one of Georgia Tech's most reliable receivers with 31 receptions for 440 yards over those 17 contests. Prior to the current 16-game stretch, Sanders had just three receptions for 25 yards in his entire career.

- Last Saturday at NC State, Sanders hauled in seven receptions for 105 yards, both career highs.

- With his 105-yard performance at NC State, Sanders became the first Yellow Jacket with 100 receiving yards in a game since with 100 receiving yards in a game since A-back Clinton Lynch had 111 yards at USF on Sept. 8, 2018 and the first Tech wide receiver to accomplish the feat since Ricky Jeune had 103 yards at Virginia on Oct. 31, 2015.

- Sanders scored the first touchdown of his collegiate career on a 24-yard pass from Sims against Duke (Nov. 28).

- One of college football's most dynamic true freshmen last season, Brown ranks fourth on the team (third among wide receivers) with 183 receiving yards and 11 receptions this season, despite being unavailable for the past two games (Nov. 28 vs. Duke and last Saturday at NC State). His 16.6 yards per reception leads the team.

- Brown turned in the best single-game performance of his 19-game career at Boston College (Oct. 24) with a career-high 75 receiving yards and a career-high-tying four receptions.

- Brown caught his first touchdown pass of the season (32 yards) and also scored on a 2-yard run at BC.

- Against Louisville (Oct. 9), Brown threw a 9-yard touchdown pass to Camp to cut the Yellow Jackets' 21-7 deficit to 21-14 with just 43 seconds to go in the first half. The touchdown pass was the first of Brown's career, the first touchdown pass by a Georgia Tech non-quarterback since **Pressley Harvin III's** 41-yarder at Miami (Fla.) on Oct. 19, 2019, the first touchdown pass by a Georgia Tech non-QB skill position player since RB **Tashard Choice** (now GT's running backs coach) 17-yarder vs. North Carolina on Nov. 17, 2007 and the first touchdown pass by a Georgia Tech wide receiver since Jonathan Smith's 26-yarder vs. UNC on Nov. 15, 2003.

- Brown is one of only three NCAA Division I FBS student-athletes with a passing touchdown, rushing touchdown and receiving touchdown this season, joining NC State's Bailey Hockman and Oregon State's Tristan Gebbia.

- Brown is the first Yellow Jacket with a passing TD, rushing TD and receiving TD in the same season since QB Taylor Bennett in 2007.

- Brown is Georgia Tech's first non-QB with a passing TD, rushing TD and receiving TD in the same season since RB P.J. Daniels in 2004.

- Brown is one of two current Georgia Tech players with a passing touchdown, rushing touchdown and receiving touchdown in his career, joining Jr. DB **Tobias Oliver**, who previously played QB and WR for the Yellow Jackets before moving to defense this season.

## AHMAREAN BROWN - GAME-BY-GAME

2019	Rec.	Yds.	TD	KR/PR	Yds.	TD	All-Purp.
Clemson	1	28	1	2*	26	0	54
USF	2	26	0	5*	23	0	51*
The Citadel	1	10	0	2*	0	0	10
Temple	3	64	0	0	0	0	64
North Carolina	1	32	1	0	0	0	32
Duke	1	40	0	0	0	0	40
Miami (Fla.)	3	41	1	0	0	0	41
Pitt	4	61	1	1*	0	0	61
Virginia	1	59	1	0	0	0	59
Virginia Tech	1	4	0	1*	18	0	22
NC State	2	28	2	1	33	0	61
Georgia	1	3	0	1*	-7	0	-4
<b>2019 Totals</b>	<b>21</b>	<b>396</b>	<b>7</b>	<b>13</b>	<b>93</b>	<b>0</b>	<b>491</b>

2020	Rec.	Yds.	TD	KR/PR	Yds.	TD	All-Purp.
Florida St.	3	25	0	0	0	0	22*
UCF	1	11	0	0	0	0	11
Syracuse	1	40	0	0	0	0	40
Louisville	1	30	0	0	0	0	30
Clemson	1	2	0	0	0	0	2
Boston College	4	75	1	0	0	0	77*
Notre Dame	0	0	0	1*	4	0	4
Duke	--DID NOT PLAY--						
NC State	--DID NOT PLAY--						
<b>2020 Totals</b>	<b>11</b>	<b>183</b>	<b>1</b>	<b>1</b>	<b>26</b>	<b>0</b>	<b>186</b>
<b>Career</b>	<b>32</b>	<b>579</b>	<b>8</b>	<b>14</b>	<b>119</b>	<b>0</b>	<b>677</b>

^ kick return

\* punt return

# also includes one rush for 2 yards

@ also includes one rush for -3 yards

& also includes a 2-yard touchdown rush

- Despite having just 19 collegiate games under his belt, Brown ranks third on the team with 32 career receptions (11 behind Camp's team-leading 43) and 579 career receiving yards (132 behind Camp's team-leading 711).

- Brown led Georgia Tech in receiving yards (396), receptions (21), yards per reception (18.9 - min. 8 rec.) and touchdown catches (7) as a true freshman last season.

- With seven touchdown receptions last season, Brown matched the Georgia Tech freshman record set by Calvin Johnson as a true freshman in 2004.

- Brown ranked second among true freshman and was tied for third among all freshmen in touchdown receptions last season.

## MOST TD RECEPTIONS BY FRESHMEN — FBS, 2019

Player	Team	TD
1. J'haire Shorter*	North Texas	9
2. George Pickens	Georgia	8
3. <b>Ahmarean Brown</b>	<b>Georgia Tech</b>	<b>7</b>
David Bell	Purdue	7

\* redshirt freshman

- Seven of Brown's 21 receptions last season gained at least 20 yards, 6-of-21 gained 30 or more yards and 4-of-21 gained 40 or more yards.



## OFFENSE

• Ezzard, a sophomore transfer from Miami (Fla.), ranks sixth on the team with nine receptions and 124 receiving yards in his first eight games after sitting out the entire 2019 season due to NCAA transfer regulations. He was unavailable for last Saturday's game at NC State.

## TIGHT ENDS

• Last season, Georgia Tech reintroduced the tight end position to its offense for the first time since 2007, as former head coach Paul Johnson's double-slot option-based offense did not utilize tight ends.

• The only tight end on Georgia Tech's roster that had any collegiate game experience at the position going into last season was **Tyler Davis**, a graduate transfer from UConn, who wound up catching 17 passes for 148 yards and a touchdown for Tech in 2019.

• Davis went on to become the first Georgia Tech tight end selected in the NFL Draft in 28 years (since Tom Covington — San Francisco 49ers, 1992) when the Jacksonville Jaguars took him with their sixth-round pick (No. 206 overall) in the 2020 draft. No Tech tight end has ever been selected higher in the NFL Draft than Davis.

• With Davis' departure, the only two tight ends on Georgia Tech's roster with any game experience at the position are true sophomores **Dylan Deveney** and **Dylan Leonard**. Deveney (6-48) and Leonard (2-6) combined for eight receptions for 54 yards as true freshmen last season.

• Deveney hauled in two catches for 15 yards in Georgia Tech's season opener at Florida State (Sept. 12). The two receptions matched a career high while the 15 yards were a new career high (prev.: 14 at Virginia Tech, 2019).

• Leonard's 15-yard reception against Louisville (Oct. 9) gave him a career high for receiving yards in a game (prev. - 3, twice).

• Both Deveney and Leonard were unavailable for Georgia Tech's losses to UCF (Sept. 19) and Syracuse (Sept. 26), which left Georgia Tech with just two Above The Line tight ends for both contests — walk-on **Jack Coco**, who lost 40 pounds in the offseason to transition from offensive line to tight end and also serves as the Jackets' snapper on field goals and PATs, and true freshman **Billy Ward**.

• Deveney also missed Georgia Tech's game at Boston College (Oct. 24).

• Tech is 3-3 this season with both Deveney and Leonard in the lineup and 0-3 without one or both of them.

## OFFENSIVE LINE

• Georgia Tech's offensive line has paved the way for an offensive resurgence that has seen the Yellow Jackets post the six highest yardage totals of the **Geoff Collins** era this season.

• Most notably, Tech's offensive front played a huge role in the Yellow Jackets rushing for 377 yards versus Duke (Nov. 28), the Jackets' highest rushing total since they ran for 461 yards at North Carolina on Nov. 3, 2018.

• Junior left tackle **Zach Quinney** was named ACC co-Offensive Lineman of the Week for his performance versus Duke, which included limiting Duke DE Victor Dimiukeje, an all-ACC selection that came into the game with 7.5 sacks on the season, to four tackles (one solo), no sacks, no tackles for loss and no quarterback hurries.

• Georgia Tech led the ACC with just 10 sacks allowed through six games this season, but surrendered five sacks against No. 4 Notre Dame on Oct. 31.

• Tech did not surrender any sacks in games against UCF (Sept. 19) or Louisville (Oct. 9) this season.

• Led by Quinney (93% grade, no sacks allowed, no pressures allowed, six extra efforts), Georgia Tech surrendered just one sack against Florida State and its vaunted defensive front in the season opener (Sept. 12).

• Tech surrendered only one sack again at Syracuse (Sept. 26).

• Even with the five sacks surrendered against ND, Georgia Tech still ranks fifth in the ACC in fewest sacks allowed (2.2/gm).

• The offensive linemen on Georgia Tech's 2020 roster have combined for 118 career starts at Tech.

## GEORGIA TECH OFFENSIVE LINE START CHART

	Career Games	Career Starts	2020 Starts	Consec. Starts
LT/RT Zach Quinney	34	33	9	33
C/RG Kenny Cooper	38	23	—	—
RT/LG Jack DeFoor	29	20	20	19
RG/LG/C Mikey Minhan	18	15	9	13
C William Lay III	13	8	—	—
OT Jordan Williams	9	9	8	1
OG Ryan Johnson*	9	9	9	9
RT Charlie Clark	8	1	1	1
<b>TOTALS</b>	<b>158</b>	<b>118</b>		

\* does not include 36 games played and 19 starts at Tennessee (2017-19)

• Georgia Tech added starting experience on the offensive front with the addition of graduate transfer **Ryan Johnson**. Johnson appeared in 36 games over three seasons at Tennessee (2017-19) and made 19 starts, including 18-straight spanning his sophomore and junior seasons.

• Fr. **Jordan Williams** was one of only 23 student-athletes from across the nation included on *247Sports'* 2020 pre-season true freshman all-America team. Williams was one of only seven ACC representatives on the 23-player list and the only ACC rep among its five offensive linemen.

• Considered the position making the most radical transition in playing style as Georgia Tech transformed to a spread, pro-style offense last season, the Yellow Jackets' offensive line was decimated by injuries in 2019.

• Due to the rash of injuries across the offensive front, three walk-on offensive linemen saw significant action last season, highlighted by r-Jr. **William Lay III**, who played the majority of the snaps at center against USF (Sept. 7) and Temple (Sept. 28) before moving into the starting lineup in place of Cooper vs. North Carolina (Oct. 5). Lay III started the final eight games of last season. Walk-ons Hamp Gibbs and Chet Lagod, who both graduated and do not return to the roster this season, also played significant snaps against The Citadel (Sept. 14) and at Temple (Sept. 28), respectively.

• Despite the rash of injuries, the Jackets' offensive front settled in during the second half of last season. Most notably, during a three-game stretch from Oct. 19-Nov. 9, Georgia Tech faced the teams that ranked first (Pitt), fourth (Miami) and eighth (Virginia) nationally in sacks, with those teams averaging a total of 11.5 sacks per game. The Yellow Jackets' offensive front allowed a total of just five sacks in those three contests, including none at Virginia (Nov. 9).

• Tech did not surrender a sack twice in its final four games of last season (Nov. 9 at Virginia and Nov. 21 vs. NC State).

## 2020 HONORS AND AWARDS

**Ray Guy Award Semifinalist** (National Punter of the Year)

Sr. P Pressley Harvin III

**National Coach of the Week** (*247Sports*)

Head coach Geoff Collins (Sept. 12 at Florida State)

**National Coordinator of the Week** (*Pick Six Previews*)

Defensive coordinator Andrew Thacker

**Davey O'Brien Award Great 8** (top 8 QBs of the week)

Jeff Sims (Sept. 12 at Florida State)

**Manning Award Star of the Week** (quarterback)

Jeff Sims (Sept. 12 at Florida State)

**Ray Guy Award National Punter of the Week**

Pressley Harvin III (Sept. 19 vs. UCF)

Pressley Harvin III (Oct. 24 at Boston College)

**ACC Offensive Lineman of the Week**

Zach Quinney (Nov. 28 vs. Duke)

**ACC Defensive Lineman of the Week**

Curtis Ryans (Sept. 12 at Florida State)

Jordan Domineck (Nov. 28 vs. Duke)

**ACC Rookie of the Week**

Jeff Sims (Sept. 12 at Florida State)

Jahmyr Gibbs (Sept. 19 vs. UCF)

Jeff Sims (Oct. 9 vs. Louisville)

Jeff Sims (Nov. 28 vs. Duke)

**Ray Guy Award Ray's 4** (top four punters of the week)

Pressley Harvin III (Sept. 12 at Florida State)

Pressley Harvin III (Sept. 19 vs. UCF)

Pressley Harvin III (Sept. 26 at Syracuse)

Pressley Harvin III (Oct. 17 vs. Clemson)

Pressley Harvin III (Oct. 24 at Boston College)

**Official Watch Lists****Maxwell Award** (most outstanding player)

Jr. RB Jordan Mason

**Doak Walker Award** (running back)

Jr. RB Jordan Mason

**Ray Guy Award** (punter)

Sr. P Pressley Harvin III

**Paul Horning Award** (most versatile player)

Jr. DB/RS Juanyeh Thomas

**Mayo Clinic Comeback Player of the Year Award**

Sr. WR Jalen Camp

**Lott Trophy** (defensive player + character)

Jr. DB Tre Swilling

**Wuerrfel Trophy** (performance + community service)

Sr. OL Jack DeFoor

**Preseason True Freshman All-America** (*247Sports*)

Fr. OL Jordan Williams

**Freshman All-America Watch List** (FWAA)

Fr. RB Jahmyr Gibbs

## DEFENSE

## TEAM

- Dubbed the "Minister of Mayhem," Georgia Tech head coach **Geoff Collins** has been known for putting together some of college football's top defenses over the past nine seasons — first as defensive coordinator at Mississippi State (2011-14) and Florida (2015-16), then as head coach at Temple (2017-18) and Georgia Tech.
- Over the past nine seasons, Collins' defenses have:
  - ranked in top 20 nationally in total defense three times (twice in top 8)
  - ranked in top 25 in scoring defense four times (twice in top 12)
  - ranked in top 30 in passing defense five times (twice in top 13)
  - ranked in top 45 in pass efficiency defense seven times (four times in top 22)
  - ranked in top 35 in turnovers gained five times (twice in top 6)
  - ranked in top 15 in interceptions four times (twice in top 10)
  - ranked in top 25 in sacks four times (twice in top 15)
- Collins' and defensive coordinator **Andrew Thacker's** aggressive, attacking style of defense has been on display this season, as Georgia Tech ranks among the national leaders in fumble recoveries (12 - No. 2 nationally) and turnovers gained (17 - No. 14 nationally).
- For the season, Georgia Tech has forced 11 turnovers in its three wins and just six in its six losses.
- On Nov. 28 against Duke, the Yellow Jackets forced five turnovers, Tech's most in a game since it had six takeaways against Pitt on Oct. 25, 2014.
- Four of Georgia Tech's five takeaways against Duke came on fumble recoveries. The four fumble recoveries are also Tech's most since the 2014 game versus Pitt (6) and are tied for the eighth-most in a game in program history.
- The Yellow Jackets' five takeaways led to 21 points in the 56-33 win over Duke.
- Against Louisville (Oct. 9), Georgia Tech forced three turnovers (all fumble recoveries). The three takeaways led directly to 19 points, which proved to be the difference in the Yellow Jackets' 46-27 win.
- The Jackets also had three takeaways in their season-opening win at Florida State (Sept. 12).
- Georgia Tech has scored defensive touchdowns in two of its last three games.
- On Nov. 28 versus Duke, Jr. DL **Jordan Domineck** forced a fumble on a sack of Blue Devils QB Chase Brice in the end zone, then fell on the loose ball himself for the strip-sack-and-score, which gave the Yellow Jackets a 28-23 lead late in the first half. Tech would never relinquish the lead on its way to the 56-33 victory.
- Jr. DB **Zamari Walton's** 93-yard return of a fumble forced by Jr. DB **Juanyeh Thomas** for a touchdown versus Notre Dame (Oct. 31) was the longest recorded fumble return in Georgia Tech history, breaking the previous record of 90 yards set by Kofi Smith vs. Wake Forest on Nov. 21, 1998 (*note: fumble returns became an official NCAA stat in 1992*).
- Yellow Jackets that record takeaways have the opportunity to sign the "Get The Ball Board" on Georgia Tech's sideline. Introduced by Collins when he was the defensive coordinator at Western Carolina in 2002, the "Get The Ball Board" has evolved from players simply adorning the board with their signatures to signing with their social media handles.

## #GETTHEBALL — 2020 GEORGIA TECH TAKEAWAYS

Player (Twitter Handle)	Type	Opp.
1. Quez Jackson (@killerathlete59)	INT	FSU
2. David Curry (@D_Curry_22)	FR	FSU
3. Djimon Brooks (@djimoskie_69)	FR	FSU
4. Avery Showell (@Fraydo_)	FR	UCF
5. Juanyeh Thomas (@STG_Yeh1)	INT	UCF
6. Zamari Walton (@ZWALT_21)	INT	SYR
7. Quez Jackson (@killerathlete59)	FR	LOU
8. Bruce Jordan-Swilling (@B9Money)	FR	LOU
9. Jordan Domineck (@JDomineck16)	FR	LOU
10. Tre Swilling (@SwillingTre)	FR	CLEM
11. Zamari Walton (@ZWALT_21)	INT	CLEM
12. Zamari Walton (@ZWALT_21)	FR	ND
13. Kaleb Oliver (@_K2tha_0)	FR	Duke
14. Jordan Domineck (@JDomineck16)	FR	Duke
15. Tre Swilling (@SwillingTre)	FR	Duke
16. Tariq Carpenter (STG_Riq2)	INT	Duke
17. Antwan Owens (@TheAntwanOwens)	FR	Duke

- Georgia Tech has held consecutive opponents to less than 100 rushing yards (68 vs. Duke on Nov. 28 and 88 last Saturday at NC State) for the first time since it limited Mercer and Vanderbilt to 85 yards on the ground apiece on Sept. 10 and 17, 2016.
- Prior to the last two weeks, Tech had not held NCAA Division I FBS opponents to less than 100 yards on the ground in consecutive games since 2013, when it achieved the feat against Virginia (68 yds. on Oct. 26) and Pitt (-5 yds. on Nov. 2).
- Tech has 57 tackles for loss through nine games this season (6.2 per game). Last year, the Yellow Jackets averaged 5.1 TFL per game (61 total). The previous season (2018), the Jackets ranked 125th out of 129 NCAA Division I FBS teams with 4.2 TFL per game.
- Tech's 57 tackles for loss this season are its most through nine games since 2008 (80) and mark only the third time since 2000 that it has had 55 TFL or more through nine contests (2008 - 80; 2007 - 84; 2005 - 67).
- Five Yellow Jackets — DL **Jordan Domineck** (7.5), LB **David Curry** (7.0), LB **Quez Jackson** (4.5), DB **Kaleb Oliver** (4.0) and DB/LB **Charlie Thomas** (4.0) — have at least four tackles for loss through the first nine games of a season, which is the most Jackets with at least four TFL through nine games since 2015.
- Additionally, 10 different Yellow Jackets have at least 2.5 tackles for loss apiece through nine games this season (Domineck, Curry, Jackson, Oliver, Thomas, DL **Djimon Brooks** (3.0), DL **Aneonneous Clayton** (2.5), DL **Ja'Quon Griffin** (2.5), DL **Curtis Ryans** (2.5) and DL **Sylvain Yondjouen** (2.5). Prior to this season, the last time that as many as 10 different Jackets had at least 2.5 TFL through nine games was in 2008 (Michael Johnson, Morgan Burnett, Mario Butler, Tony Clark, Sedric Griffin, Derrick Morgan, Jason Peters, Dominique Reese, Rashaad Reid, Darryl Richard, Vance Walker and Jahi Word-Daniels). Six of those 12 (Johnson, Burnett, Butler, Morgan, Richard and Walker) went on to play in the NFL.
- Tech also has 19 sacks through eight games this season (2.11 per game). Last year, the Yellow Jackets averaged 1.4 sacks per game (17 total). The previous season (2018), the Jackets ranked 116th out of 129 NCAA Division I FBS teams with 1.3 sacks per game.
- The Yellow Jackets' 19 sacks are their most through nine games since 2008 (26).
- On the analytics front, Georgia Tech has a pressure rate at 27.8% and a non-blitz pressure rate of 25.1%. Both represent a significant uptick from last season (2019), when the Yellow Jackets finished with a 25.8% pressure rate (107th nationally) and a 24.2% non-blitz pressure rate (91st nationally - credit: ESPN Stats & Info).
- If Georgia Tech maintains its current 27.8% pressure rate, it would be the Yellow Jackets' best in the past decade (prev.: 27.4% in 2015 - credit: ESPN Stats & Info).
- In the season opener at Florida State (Sept. 12), Georgia Tech's defense put together its finest performance of the Collins era in a 16-13 triumph.
- Tech's defense limited Florida State to just 307 yards of total offense (3.8 yards per play).
- The Yellow Jackets forced three turnovers in the win at FSU (an interception and two fumbles).
- Perhaps most notably, after the Seminoles racked up 113 yards and 10 points in their first two possessions, Tech's defense surrendered just 194 yards and three points the rest of the way.
- Following the impressive defensive effort at Florida State, Thacker was named the National Coordinator of the Week by *Pick Six Previews*.
- In its first season under Collins and Thacker in 2019, Georgia Tech ranked 32nd nationally and fifth in the ACC in pass defense last season, allowing just 207.7 yards per game through the air.
- Since the beginning of last season, Georgia Tech has held 9-of-21 opponents to less than 200 passing yards or less (169 vs. USF, Sept. 7, 2019; 30 vs. The Citadel, Sept. 14, 2019; 124 at Temple, Sept. 28, 2019; 176 at Duke, Oct. 12, 2019; 200 at Miami, Oct. 19, 2019; 198 at Florida State, Sept. 12, 2020; 194 at Syracuse, Sept. 26, 2020; 145 at Boston College, Oct. 24, 2020; 199 vs. Notre Dame, Oct. 31, 2020).

## INDIVIDUAL

- Jr. LB **Quez Jackson** has led Georgia Tech in tackles in five of its nine games this season (nine at Florida State on Sept. 12, nine on Sept. 19 vs. UCF, nine on Oct. 9 vs. Louisville, nine on Oct. 24 at BC and 11 on Oct. 31 vs. No. 4 Notre Dame).
- Jackson ranks eighth in the ACC with 7.8 tackles per game this season (70 total).

- Jackson's five games with at least nine tackles this season are tied for 11th among all Power Five conference student-athletes.

## GAMES WITH AT LEAST 9 TACKLES — POWER FIVE, 2020

Player	Team	No. of Games
1. Payton Wilson	North Carolina State	8
2. Jalen Catalon	Arkansas	7
Tony Fields II	West Virginia	7
Nick Jackson	Virginia	7
Isaiah McDuffie	Boston College	7
6. Jamin Davis	Kentucky	6
Zakoby McClain	Auburn	6
Grant Morgan	Arkansas	6
Max Richardson	Boston College	6
Garret Wallow	Texas Christian	6
11. <b>Quez Jackson</b>	<b>Georgia Tech</b>	<b>5*</b>

\* 11 student-athletes tied

## DEFENSE

• Jackson is one of just three NCAA Division I FBS student-athletes with 70 tackles, 4.5 tackles for loss, an interception and a fumble recovery in nine games or fewer this season, joining North Carolina's Chazz Surratt and Boston College's Isaiah McDuffie.

• Additionally, Jackson is tied for the third-most games with at least nine tackles by a Georgia Tech student-athlete in a single season since 2000.

#### GAMES WITH AT LEAST 9 TACKLES - GT SINGLE SEASON, SINCE 2000

Player	Year	No.
1. Julian Burnett	2011	8
2. P.J. Davis	2014	7
3. <b>Quez Jackson</b>	<b>2020</b>	<b>5</b>
<b>David Curry</b>	<b>2019</b>	<b>5</b>
Julian Burnett	2010	5
6. Corey Griffin	2016	4
Quayshawn Nealy	2014	4
Jabari Hunt-Days	2012	4
Brad Jefferson	2010	4
Brad Jefferson	2009	4
Morgan Burnett	2008	4
Cooper Taylor	2008	4
Kamichael Hall	2006	4

• Jackson is one of only three Yellow Jackets since 2000 to record at least 70 tackles through the first nine games of a season, joining Julian Burnett (81 - 2011) and teammate **David Curry** (70 - 2020; 74 - 2019).

• In addition to his team-co-leading 70 tackles through nine games, Jackson has had a hand in two of the Jackets' 17 takeaways this season, with an interception in the Sept. 12 season opener at Florida State (the first of his career) and a fumble recovery on Oct. 9 vs. Louisville.

• With 12 tackles in each of Georgia Tech's last two games (Nov. 28 vs. Duke and last Saturday at NC State), Curry has pulled into a tie for the team lead in tackles with Jackson with 70 stops.

• Over the past two contests, Curry has 24 tackles, two tackles for loss, a half sack, two quarterback hurries and a forced fumble.

• In addition to his 12 tackles matching a season high, Curry's two TFL last Saturday also matched a season high (prev.: Sept. 12 at Florida State).

• Curry put together his finest game of the season against Duke, with 12 tackles (seven solo), a forced fumble and two pass breakups.

• Curry had a hand in back-to-back turnovers that helped Georgia Tech pull away from Duke in the third quarter. On the Blue Devils' opening possession of the second half, he tipped a pass that was intercepted by Sr. DB **Tariq Carpenter** and returned 43 yards to set up a Tech touchdown. On the very next series, Curry forced a fumble that was recovered by Jr. DB **Tre Swilling**.

• Jackson and Curry are one of only five sets of NCAA Division I FBS teammates with at least 70 tackles and 4.5 TFL apiece through nine games this season (joining Arkansas' Bumper Pool and Grant Morgan, Boston College's Max Richardson and Isaiah McDuffie, NC State's Payton Wilson and Isaiah Moore, and Virginia's Zane Zandier and Nick Jackson).

• Curry had four games with double-digit tackles last season (14 vs. The Citadel, Sept. 14; 16 vs. North Carolina, Oct. 5; 10 vs. Pitt, Nov. 2 and 11 vs. NC State, Nov. 21). He was one of only 10 ACC players with at least four games with double-digit tackles in 2019.

• Since 2005, the only Yellow Jacket to record more games with double-digit tackles in a season than Curry's four in 2019 was Julian Burnett, who had five in both 2010 and 2011.

• Curry is one of only three Yellow Jackets to record at least 90 tackles in a season over the last decade (2010-19), joining Julian Burnett (120 - 2011), P.J. Davis (119 - 2014) and Quayshawn Nealy (92 - 2014).

• Curry registered a career-high 16 tackles vs. North Carolina last season (Oct. 5, 2019), which is tied for the most tackles by a Yellow Jacket in a single game since Morgan Burnett made 16 stops against Georgia on Nov. 28, 2009.

• Curry turned in one of the most impressive performances in recent memory by a collegiate defender when he recorded a sack and an interception to go along with a then-career-high 14 tackles against The Citadel last season (Sept. 14, 2019).

• Curry's performance against The Citadel last season marked only the 13th time since 2015 that an NCAA Division I FBS student-athlete recorded at least 14 tackles, a sack and an interception in a game.

• Jr. DL **Jordan Domineck** has become a force for the Yellow Jackets with 31 tackles, 7.5 tackles for loss, 4.0 sacks, three forced fumbles and two fumble recovery in eight games this season.

• Domineck turned in one of the most dominant performances in recent college football history versus Duke (Nov. 28) with two sacks, 2.5 tackles for loss, a forced fumble and a fumble recovery for a touchdown.

• Domineck's forced fumble and fumble recovery for touchdown came when he strip-sacked Duke QB Chase Brice in the end zone, then fell on the loose ball for a touchdown that gave Georgia Tech a 28-23 lead late in the first half. Tech never relinquished the lead after Domineck's first-career touchdown.

• Domineck is the first Power Five conference player with two sacks, 2.5 tackles for loss, a forced fumble and a fumble recovery for a touchdown since since NC State's Brian Slay did it against Liberty on Sept. 3, 2011.

• Domineck is the first Power Five player to accomplish the rare two sacks/2.5 TFL/FF/FR/TD feat against an NCAA Division I FBS opponent since UCLA's Akeem Ayers versus Arizona State on Nov. 21, 2009.

• Domineck was also quite disruptive during a two-game stretch versus Syracuse (Sept. 26) and Louisville (Oct. 9). He recorded 10 tackles, three TFL, two sacks, a forced fumble and a fumble recovery came in the two-game stretch against the Orange and Cardinals.

• Domineck's second forced fumble of the season and first fumble recovery of his career came on the same pivotal play early in the fourth quarter of Georgia Tech's win over Louisville. Trailing 27-26, Domineck forced and recovered a fumble by Louisville RB Javian Hawkins to not only stall a promising possession for the Cardinals, but also set up a four-play, 51-yard touchdown drive for the Yellow Jackets that proved to be the winning points in the Jackets' 47-26 victory.

• For the season, Domineck's three forced fumbles (.38/gm) rank third in the ACC and 15th nationally and his two fumble recoveries are tied for third in the ACC and seventh nationally with teammate **Tre Swilling**.

• According to ESPN Stats & Info, Domineck has pressured the quarterback on 14.7% of his pass rushes this season, which ranked fourth in the ACC and 13th nationally going into last week's games (min. 120 rushes).

• So. DL **Curtis Ryans** is tied with Domineck for the team lead with three forced fumbles this season.

• Ryans' three forced fumbles have come in just seven games, giving him an ACC-leading .43/gm (15th nationally).

• Ryans had a breakout performance in Georgia Tech's season-opening 16-13 win at Florida State (Sept. 12).

• Ryans recorded two sacks, two tackles for loss and two forced fumbles in the triumph at FSU, all coming at pivotal times.

• Ryans' first two career sacks came on consecutive plays early in the fourth quarter at FSU. On the second sack, he forced a fumble that was recovered by Curry and returned to the FSU 11 yard line, which set up Fr. PK **Jude Kelley's** 32-yard field goal that gave Georgia Tech a 16-13 lead with 8:56 to go in the fourth quarter.

• Ryans' second forced fumble of the game and his career came on FSU's ensuing possession following Kelley's go-ahead field goal. It was recovered by Sr. DL **Djimon Brooks** at the FSU 35 yard line to thwart the Seminoles last true scoring threat.

• Ryans is one of only 28 players nationally that has forced two fumbles in a single game this season.

• In recognition of the breakout performance, Ryans was named the ACC Defensive Lineman of the Week following the win at FSU.

• Ryans forced his third fumble of the season on Oct. 17 versus Clemson. He leads the ACC with .50 forced fumbles per game.

• Jr. DB **Tre Swilling** is tied with Domineck for the team lead, third in the ACC and seventh nationally with two fumble recoveries this season.



## SPECIAL TEAMS

• On Monday, Georgia Tech senior punter **Pressley Harvin III** was named one of 10 semifinalists for the 2020 Ray Guy Award, which is presented annually to the nation's top punter.

## 2020 RAY GUY AWARD SEMIFINALISTS

## Pressley Harvin III (Georgia Tech)

Jake Camarda (Georgia)  
Kirk Christodoulou (Pitt)  
Nik Constantinou (Texas A&M)  
Tommy Heatherly (FIU)  
Lou Hedley (Miami (Fla.))  
Tory Taylor (Iowa)  
Zach Von Rosenberg (LSU)  
Haydon Whitehead (Indiana)  
Porter Wilson (Duke)

• Harvin leads the ACC and ranks No. 4 nationally in punting with a 47.6-yard average (No. 2 nationally among punters whose teams have played more than two games).

• Of Harvin's 40 punts this season, 18 have traveled 50 yards or more, 16 have pinned the opponent inside its 20 yard line, 19 have been fair caught and only seven have been returned, which plays a big part in Georgia Tech ranking No. 3 nationally in net punting with a 44.07-yard net average.

• For the second time this season, Harvin was named the Ray Guy Award National Punter of the Week following his performance at Boston College on Oct. 24. Harvin averaged 51.0 yards per punt at BC, with three of the four kicks traveling at least 50 yards, three pinning the Eagles inside their 20 yard line and none being returned.

• Harvin was also named the Ray Guy Award National Punter of the Week following his performance against No. 14/13 UCF (Sept. 19), when he averaged 51.2 yards over four punts, three of which pinned the Knights inside their own 20 yard line.

• Harvin's career day against UCF included a 70-yard punt in the third quarter that flipped the field from Georgia Tech's own 18 yard line to the UCF 12. The 70-yard punt was the longest of Harvin's career (prev.: 62 – twice, last vs. USF on Sept. 19, 2019), the longest by a Yellow Jacket since Durant Brooks' 77-yarder versus North Carolina on Nov. 17, 2007 and is tied for the ninth-longest in Georgia Tech history. It was only the 12th punt in Tech history to ever travel 70 yards or more.

• Following five of Georgia Tech's seven games this season, Harvin has been named to the Ray Guy Award's "Ray's 4" list, which recognizes the nation's top four punters each week.

• In addition to the two weeks that he has been named the National Punter of the Week, Harvin's other "Ray's 4" performances this season include:

- Florida State (Sept. 12): punted three times for an average of 41.7 yards, with a long of 53 yards and two kicks that were downed inside the 20 yard line in the win at FSU.
- Syracuse (Sept. 26): averaged 49.3 yards over seven punts, with three that traveled 50-plus yards, three that were downed inside the SU 20 and only one that was returned; 64-yard punt near the end of the first half bounced out of bounds at the 4 yard line — the 64-yard punt was the second-longest of his career, behind only his 70-yarder the previous week vs. UCF.

• Clemson (Oct. 17): averaged 48.3 yards over nine punts, with five that traveled 50-plus yards, three that were downed inside the CU 20 and only one that was returned; From Tech's own 24, boomed a game-long 56-yard punt to pin Clemson at their own 20 in the second quarter.

• Since the beginning of the 2019 season, there have been only 21 games in which an NCAA Division I FBS punter has had a net average of 50 or more yards with a minimum of four punts. Harvin is the only punter that has accomplished the feat three times (Nov. 21 of last season vs. NC State, Sept. 19 vs. UCF and Oct. 24 at Boston College).

• Harvin's 44.59 career punting average ranks second in Georgia Tech history, behind only 2007 Ray Guy Award winner Durant Brooks.

PUNT AVERAGE —  
GT CAREER HISTORY [MIN. 75 PUNTS]

Player	Years	Average
1. Durant Brooks	2006-07	45.31
2. <b>Pressley Harvin III</b>	<b>2017-pres.</b>	<b>44.59</b>
3. Rodney Williams	1995-98	41.42
4. Dan Dyke	1999-2002	41.37
5. Harper Brown	1975-76	41.10
6. Jason Bender	1991-94	40.92
7. Ryan Rodwell	2012-16	40.85
8. Jeff Pierce	1978-81	40.76
9. Sean Poole	2010-13	40.44
10. Ron Rice	1980-83	40.27

• Harvin is on pace to shatter Georgia Tech's single-season record for punting average.

PUNT AVERAGE —  
GT SINGLE-SEASON HISTORY [MIN. 25 PUNTS]

Player	Year	Average
<b>Pressley Harvin III</b>	<b>2020</b>	<b>47.65</b>
1. Rodney Williams	1997	45.64
2. Durant Brooks	2006	45.52
3. Jason Bender	1994	45.51
4. Durant Brooks	2007	45.06
5. <b>Pressley Harvin III</b>	<b>2019</b>	<b>44.79</b>
6. <b>Pressley Harvin III</b>	<b>2017</b>	<b>44.10</b>
7. Dan Dyke	1999	43.80
8. Ryan Rodwell	2016	43.13
9. Jeff Pierce	1981	42.86

• Fr. **Jahmyr Gibbs** is averaging 25.6 yards per kickoff return this season, which would rank second in the ACC and 19th nationally if he qualified for the official statistical rankings (with eight returns, he falls just two returns short).

• Gibbs returned the opening kickoff vs. UCF (Sept. 19) 75 yards on the first play of his collegiate career. The 75-yard return was the longest kickoff return by a Yellow Jacket since Juanyeh Thomas (then a true freshman himself) returned a kickoff 100 yards for a touchdown at Georgia on Nov. 24, 2018.

• Gibbs also had what would have been a 98-yard kickoff return for a touchdown erased by a holding penalty at Boston College (Oct. 24).

• After ranking 126th out of 129 NCAA Division I FBS teams in kickoff coverage in 2018 (26.27 yards per return), Georgia Tech is allowing 20.53 yards per return this season, an improvement of nearly six yards per return in less than two seasons.

• Head coach **Geoff Collins** states repeatedly that special teams are the No. 1 priority within Georgia Tech's program, a philosophy that is highlighted by the fact that a student-athlete cannot earn playing time on offense or defense if they aren't able to contribute on special teams.

• The emphasis on special teams paid dividends last season, most notably in blocked kicks. Georgia Tech blocked three kicks in 2019, all in the final seven games of the season (punt blocks vs. Duke on Oct. 12 and Pitt on Nov. 2 and a field goal block vs. Miami on Oct. 19).

• Georgia Tech tied for sixth nationally in punt blocks (2) and tied for 14th nationally in total kick blocks (3) last season.

## MOST PUNT BLOCKS — NCAA DIVISION I FBS, 2019

1. Houston	5
2. Cincinnati	4
3. Alabama	3
Nebraska	3
Penn State	3
6. <b>GEORGIA TECH</b>	<b>2</b>
14 others	2

## MOST TOTAL KICK BLOCKS — FBS, 2019

1. Houston	6
2. Appalachian State	5
Baylor	5
Cincinnati	5
Northern Illinois	5
6. Arkansas State	4
Air Force	4
Alabama	4
Memphis	4
Miami (Ohio)	4
North Texas	4
Penn State	4
Stanford	4
14. <b>GEORGIA TECH</b>	<b>3</b>
16 others	3

• Georgia Tech's three kick blocks last season were its first since 2017. The Yellow Jackets went 21 games between blocking kicks at Virginia on Nov. 4, 2017 and at Duke on Oct. 12, 2019.

• The Yellow Jackets got their first block of 2020 season at Syracuse (Sept. 26) when Fr. DL **D'Quan Douse** blocked a PAT attempt.

• Georgia Tech has blocked 23 kicks since the beginning of the 2013 season, which is tied for the eighth-most by an NCAA Division I FBS team during that span.

• The nation's most blocked kicks over the past eight seasons (since 2013) belong to Temple (29). Six of those came in the last two seasons of Collins' tenure as the Owls' head coach (2017-18). Temple blocked five kicks in 2018 alone, which was good for a tie for fifth nationally.

## MOST BLOCKED KICKS SINCE 2013 (FBS)

Temple	29
Air Force	25
BYU	25
Texas A&M	25
Oklahoma State	24
Southern California	24
North Texas	24
<b>GEORGIA TECH</b>	<b>23</b>
Northern Illinois	23
Arkansas State	22
Rutgers	21
Indiana	19
Virginia Tech	19

• The tables have been turned on Georgia Tech this season, as it has had six kicks blocked through eight games (four field goals and two extra points). Florida State blocked three Tech kicks (two FB and a PAT) in the season opener (Sept. 12), marking the first time in Georgia Tech history that the Yellow Jackets had three kicks blocked in one game and only the sixth time in program history that the Jackets had multiple kicks blocked in a game.

## SPECIAL TEAMS

• Prior to the opener at FSU, Tech had not had multiple kicks blocked in a game since Western Carolina blocked two field goals against the Yellow Jackets on Nov. 4, 1989. Ironically, Collins, a walk-on freshman, suited up for WCU in that game (a 34-7 Georgia Tech win).

• Despite having three of the first four kicks of his career blocked, true Fr. PK **Jude Kelley** drilled a 32-yard field goal with 8:56 remaining in the game that proved to be the winning points in Georgia Tech's 16-13 win at Florida State.

• Another true Fr. PK, **Gavin Stewart**, has converted 12-straight kicks (10 PAT and two FG) for the Yellow Jackets, including the first two field goals of his career last Saturday at NC State (26 and 22 yards).

• Stewart's field goals against NC State were the Jackets' first two made field goals since Kelley's game-winner in the season opener at FSU.

## MISCELLANEOUS

• Twenty true freshmen have seen playing time for Georgia Tech this season, which is tied for the third-most in the nation among Power Five conference teams and the sixth-most in NCAA Division I FBS overall.

## MOST TRUE FRESHMEN THAT HAVE PLAYED IN GAMES — FBS, 2020

1.	Clemson	27
2.	Kansas	27
3.	Air Force	22
4.	East Carolina	21
	UMass	21
6.	<b>GEORGIA TECH</b>	<b>20</b>
	5 others	20

• Turnover margin has been a strong indicator of whether Georgia Tech wins or loses this season. The Yellow Jackets have won the turnover battle in both of its victories this season and are plus-four in turnover margin in those wins. On the flip side, Tech has not won the turnover battle in any of its six defeats this season and is minus-11 in turnover margin in those losses.

• As part of Georgia Tech athletics' ongoing partnership with Children's Healthcare of Atlanta, the organizations have teamed up to have the Yellow Jackets' success on "Money Down" — head coach **Geoff Collins'** term for third and fourth downs — benefit Children's this season.

• Fans are encouraged to make pledges to Children's based on the Jackets' success on "Money Down." To lead the way, Collins' had pledged to donate \$10 to Children's for every "Money Down" stop that the Yellow Jackets make on defense and each "Money Down" that the Jackets convert into a first down on offense this season.

• Georgia Tech has combined for 143 third/fourth down stops and conversions through nine games this season (73 stops on defense, 70 conversions on offense), including a season-high total of 22 in the season opener at Florida State (13 on offense, nine on defense) and Nov. 28 vs. Duke (nine on offense, 13 on defense).

• Tech's 10 third-down conversions on offense last Saturday versus NC State were a season high, its most in a single game since it had 10 in a 30-27 overtime win against Virginia on Nov. 17, 2018 and its most in a non-overtime game since it converted 10 in a 38-21 win at Tulane on Sept. 6, 2014.

• The Yellow Jackets' five third-down conversions allowed at NC State are tied the second-fewest they've surrendered this season (3 at Boston College on Oct. 24; 5 vs. Louisville on Oct. 9).

• Fans can pledge at [buzz.gt/MoneyDown2020](https://buzz.gt/MoneyDown2020). As of Monday, Nov. 30, \$9,634 had been pledged to the Children's through the Money Down benefit, including Collins' \$1,430 pledge to date.

• Four of Georgia Tech's first seven games this season were televised nationally on ABC (Sept. 12 at Florida State, Sept. 19 vs. UCF, Oct. 17 vs. Clemson, Oct. 31 vs. Notre Dame). The Yellow Jackets four regular-season games on national network television (ABC/NBC/CBS/FOX) are their most in a single season since 2006 (vs. Notre Dame — ABC, at Virginia Tech — ABC, vs. Miami — ABC and at Georgia — CBS).

• Since the beginning of the 2016 season, Georgia Tech has played games in seven different National Football League stadiums (Mercedes-Benz Stadium - Atlanta, Ford Field - Detroit, TIAA Bank Field - Jacksonville, Hard Rock Stadium - Miami, Lincoln Financial Field - Philadelphia, Heinz Field - Pittsburgh and Raymond James Stadium - Tampa Bay), which is the most NFL stadiums that any college football team has played in during that span.

## MOST NFL STADIUMS PLAYED IN BY COLLEGE FOOTBALL TEAMS (SINCE 2016)

**7 — GEORGIA TECH** — Atlanta, Detroit, Jacksonville, Miami, Philadelphia, Pittsburgh, Tampa Bay

**6 — Alabama** — Atlanta, Dallas, Miami, New Orleans, San Francisco, Tampa Bay,

**6 — BYU** — Arizona, New England, New Orleans, San Diego, Tampa Bay, Washington

**6 — Clemson** — Arizona, Carolina, Dallas, New Orleans, San Francisco, Tampa Bay

**5 — Notre Dame** — Dallas, Jacksonville, Los Angeles (Rams), Miami, New York

**5 — Wisconsin** — Dallas, Green Bay, Indianapolis, Miami, Tampa Bay

**4 — Auburn** — Atlanta, Dallas, New Orleans, Tennessee

**4 — Florida** — Atlanta, Dallas, Jacksonville, Tampa Bay

**4 — Mississippi State** — Jacksonville, New England, New Orleans, Tampa Bay

**4 — Navy** — Baltimore, Jacksonville, Philadelphia, Tampa Bay

• Georgia Tech will play one home game per year at the Atlanta Falcons' Mercedes-Benz Stadium from 2021-26, making Tech the only program in America guaranteed to play each season at perhaps the finest football facility in the world. Mercedes-Benz Stadium is located less than a mile from Georgia Tech's campus.

• Opponents for the Yellow Jackets' 2021 and 2023-26 games at MBS have yet to be determined. Georgia Tech will host Clemson in the Chick-fil-A Kickoff Game on Sept. 5, 2022.

• Georgia Tech is tied for 19th in NCAA Division I FBS history with 741 all-time victories.

## ALL-TIME WINS — NCAA DIVISION I FBS

Wins	Team
1. 964	Michigan
2. 929	Ohio State
3. 925	Alabama
4. 922	Texas
5. 918	Notre Dame
6. 915	Oklahoma
7. 904	Nebraska
8. 900	Penn State
9. 851	USC
10. 848	Tennessee
11. 837	Georgia
12. 815	LSU
13. 781	Auburn
14. 767	Clemson
15. 760	West Virginia
16. 756	Texas A&M
756	Virginia Tech
18. 746	Washington
19. 741	<b>GEORGIA TECH</b>
741	Florida

• With an all-time record of 478-207-21 at Bobby Dodd Stadium at Historic Grant Field, which opened in 1913 and is the oldest on-campus stadium in NCAA Division I FBS, Georgia Tech ranks 37th nationally in all-time winning percentage at its current home stadium (.698).

## GEORGIA TECH COACHES ON GAMEDAY

## ON THE FIELD

## Head Coach:

Geoff Collins — First season (Western Carolina, 1994)

## Asst. Head Coach/Run Game Coordinator/Offensive Line:

Brent Key — First season (Georgia Tech, 2001)

## Offensive Coordinator/Quarterbacks:

Dave Patenaude — First season (Central Connecticut State, 1990)

## Defensive Coordinator/Linebackers:

Andrew Thacker — First season (Furman, 2007)

## Running Backs:

Tashard Choice — First season (Georgia Tech, 2007)

## Defensive Ends/Outside Linebackers:

Marco Coleman — First season (Flagler, 2015)

## Defensive Line:

Larry Knight — First season (Central Michigan, 2010)

## Cornerbacks/Defensive Special Teams Coordinator:

Jeff Popovich — First season (Miami (Fla.), 2000)

## IN THE BOOTH

## Co-Defensive Coordinator/Safeties:

Nathan Burton — First season (Georgia Tech, 2005)

## Wide Receivers:

Kerry Dixon — First season (Hampton, 2004)

## Tight Ends/Tackles/Offensive Special Teams Coordinator:

Chris Wiesehan — First season (Wabash, 1994)

# ABOVE THE LINE

Since he was first asked about depth charts and two-deeps, Georgia Tech head coach Geoff Collins has insisted that he doesn't believe in them. He coaches his student-athletes to be **ABOVE THE LINE (ATL)**. Those who are ATL are ready to play and can see game action, while others work to get to that level. In place of a traditional depth chart that often omits some student-athletes who see game action and lists others who seldom enter the game,

The list below reflects those who are ATL for Game 10 vs. Pitt.

## OFFENSE (Spread Pro-Style)

### OFFENSIVE LINE

No.	Name	Ht.	Wt.	Class
54	Jordan Williams	6-6	330	Fr.
57	Mikey Minihan	6-3	307	r-Jr.
61	Michael Maye	6-3	320	r-So.
65	Austin Smith	6-3	310	r-So.
70	Ryan Johnson	6-6	325	r-Sr.
72	Charlie Clark	6-4	305	r-Jr.
73	Zach Quinney	6-6	315	r-Jr.
78	Jack DeFoor	6-5	310	r-Sr.
79	William Lay III	6-2	305	r-Jr.

### TIGHT END

No.	Name	Ht.	Wt.	Class
34	Jack Coco	6-2	240	r-Jr.
80	Dylan Leonard	6-5	245	So.
83	Dylan Deveney	6-6	258	So.

### WIDE RECEIVER

No.	Name	Ht.	Wt.	Class
1	Jalen Camp	6-2	220	r-Sr.
12	Adonias Sanders	6-1	195	r-Jr.
15	Malachi Carter	6-3	200	Jr.
18	PeJe' Harris	6-3	220	r-So.
26	Josh Blancato	5-10	190	r-Jr.
88	Nate McCollum	5-11	185	Fr.

### QUARTERBACK

No.	Name	Ht.	Wt.	Class
10	Jeff Sims	6-3	215	Fr.
13	Jordan Yates	6-0	200	r-Fr.

### RUNNING BACK

No.	Name	Ht.	Wt.	Class
5	Jerry Howard, Jr.	6-0	230	Sr.
22	Jamious Griffin	5-10	218	So.
27	Jordan Mason	6-1	218	r-Jr.
28	Dontae Smith	5-11	195	r-So.
29	Bruce Jordan-Swilling	6-1	225	Sr.

## DEFENSE (4-2-5 Effort Based)

### DEFENSIVE END

No.	Name	Ht.	Wt.	Class
25	Charlie Thomas	6-2	210	Jr.
31	Kyle Kennard	6-5	235	Fr.
35	Jared Ivey	6-6	240	Fr.
89	Antwan Owens	6-4	275	Sr.

### DEFENSIVE TACKLE

No.	Name	Ht.	Wt.	Class
0	Dijmon Brooks	6-1	305	r-Sr.
91	Emmanuel Johnson	6-6	265	Fr.
92	Ja'Quon Griffin	6-0	276	r-So.
94	Mike Lockhart	6-4	302	r-Fr.
97	Akelo Stone	6-2	292	Fr.

### LINEBACKER

No.	Name	Ht.	Wt.	Class
6	David Curry	6-2	230	r-Sr.
17	Demetrius Knight	6-2	232	So.
33	Tyson Meiguez	6-2	215	Fr.
44	Quez Jackson	6-1	225	Jr.

### SAFETY

No.	Name	Ht.	Wt.	Class
1	Juanyeh Thomas	6-3	220	Jr.
2	Tariq Carpenter	6-4	226	Sr.
18	Derrik Allen	6-2	213	r-Fr.
22	Kaleb Oliver	6-4	220	r-Jr.

### CORNERBACK

No.	Name	Ht.	Wt.	Class
8	Tobias Oliver	6-2	197	r-Jr.
16	Myles Sims	6-3	185	r-So.
20	Miles Brooks	6-2	190	Fr.
21	Zamari Walton	6-3	187	r-So.
24	Kenan Johnson	6-1	185	r-Fr.

### NICKEL

No.	Name	Ht.	Wt.	Class
23	Jordan Huff	6-2	194	r-Fr.
39	Wesley Walker	6-1	202	r-Fr.

## SPECIALISTS

### PLACE KICKER

No.	Name	Ht.	Wt.	Class
46	Gavin Stewart	5-11	170	Fr.
48	Austin Kent	6-1	215	r-Jr.

### PUNTER

No.	Name	Ht.	Wt.	Class
27	Pressley Harvin III	6-0	255	Sr.
48	Austin Kent	6-1	215	r-Jr.

### LONG SNAPPER

No.	Name	Ht.	Wt.	Class
34	Jack Coco	6-2	240	r-Jr.
52	Cade Long	5-11	220	r-So.

### KICKOFF RETURN

No.	Name	Ht.	Wt.	Class
1	Juanyeh Thomas	6-3	220	Jr.
28	Dontae Smith	5-11	195	r-So.

### PUNT RETURN

No.	Name	Ht.	Wt.	Class
26	Josh Blancato	5-10	190	r-Jr.
88	Nate McCollum	5-11	185	Fr.

### GUNNER (KICKOFF & PUNT)

No.	Name	Ht.	Wt.	Class
8	Tobias Oliver	6-2	197	r-Jr.
26	Josh Blancato	5-10	190	r-Jr.

## PRONUNCIATIONS

### Student-Athletes

0	DJIMON Brooks	JAH-mon
1	JUANYEH Thomas	wahn-YAY
2	AHMAREAN Brown	uh-MAR-ee-in
2	TARIQ Carpenter	tuh-REEK
4	JAYTLIN ASKEW	JATE-lynn ASK-you
8	TOBIAS Oliver	toe-BYE-us
18	PEJE' Harris	P.J.
21	JAHMYR Gibbs	juh-MEER
21	ZAMARI Walton	zuh-MAR-ee
22	JAMIOUS Griffin	jah-MY-us
24	KENAN Johnson	KEN-nin
26	Josh BLANCATO	blahn-COT-oh
28	DONTAE Smith	DON-tay
31	Kyle KENNARD	ken-NARD
32	Sylvain YONDJOUEN	yun-JEW-in
33	Tyson MEIGUEZ	MEE-gezz
34	KHATAVIAN Franks	Kuh-TAV-ee-in
36	Joseph MACRINA	mah-CREEN-uh
37	KHAYA Wright	KYE-yuh
45	Tony AMERSON	AM-er-sun
49	Steven VERDISCO	ver-DISK-co
60	Paula VAIPULLU	vie-PULL-low
62	Cade KOOTSOURADIS	KOOT-soar-AH-diss
82	KALANI Norris	kuh-LAHN-ee
83	Dylan DEVENEY	duh-VAIN-ee
92	JA'QUON Griffin	juh-QUON
93	T.K. CHIMEDZA	chih-MED-zuh
97	AKELO Stone	uh-KEY-lo
99	D'QUON Douse	duh-QUON

### Coaches

TASHARD Choice	tuh-SHARD
Dave PATENAUE	PAT-in-node
Chris WIESEHAN	WEEZ-uh-han



# 2020 ROSTERS

ALPHABETICAL		
NO.	NAME	POS.
18	Derrick Allen	DB
45	Tony Amerson	RB
4	Jaytin Askew	DB
86	Nathan Bell	DL
15	Chico Bennett, Jr.	DE
26	Josh Blacato	WR
89	Avery Boyd	WR
40	Michael Brimer	DB
30	Olin Broadway	LB
0	Djimon Brooks	DL
20	Miles Brooks	CB
2	Ahmarean Brown	WR
1	Jalen Camp	WR
50	Jamal Camp	DL
10	Josh Carlson	DB
2	Tariq Carpenter	DB
15	Malachi Carter	WR
96	Albany Casey	DL
72	Charlie Clark	OL
9	Antonneous Clayton	DL
34	Jack Coco	LS/TE
55	Kenny Cooper	OL
6	David Curry	LB
78	Jack DeFoor	OL
83	Dylan Deveney	TE
42	Jordan Domineck	DL
32	Devin Ellison	RB
11	Marquez Ezzard	WR
43	Will Ferguson	TE
53	Deion Fisher	LB
85	Hinson Fowler	DL
34	Khatavian Franks	LB
46	Henry Freer	LS
63	Scotty Fulgham	OL
47	Cliff Gandis	PK/P
21	Jahmyr Gibbs	RB
16	Tucker Gleason	QB
*7	Bryce Gowdy	WR
76	Wing Green	OL
22	Jamious Griffin	RB
81	Trevor Haire	PK/P
18	PeJe' Harris	WR
27	Pressley Harvin III	P
37	Colin Hemingway	RB
31	Keegan Hemingway	RB
5	Jerry Howard Jr.	LB
38	Jalen Huff	DB
23	Jordan Huff	DB
35	Jared Ivey	DL
44	Quez Jackson	LB
91	Emmanuel Johnson	DL
24	Kenan Johnson	DB
70	Ryan Johnson	OL
29	Bruce Jordan-Swilling	RB
93	T.K. Chimedza	DL
87	Jude Kelley	PK
31	Kyle Kennard	DL
48	Austin Kent	PK/P
14	Jaylon King	DB
84	Ryan King	WR
17	Demetrius Knight	LB
62	Cade Kootsoudadis	OL
14	Ryan Lantz	QB
17	Tanner Lawson	QB
79	William Lay III	OL
80	Dylan Leonard	TE
94	Mike Lockhart	DL
52	Cade Long	LS
36	Joseph Macrina	TE
27	Jordan Mason	RB
49	Spence Massey	RB

NUMERICAL							
NO.	NAME	POS.	HT.	WT.	CLASS	HOMETOWN/HIGH SCHOOL (PREVIOUS COLLEGE)	
0	Djimon Brooks	DL	6-1	305	r-Sr.	Sandersville, Ga./Washington County	
1	Jalen Camp	WR	6-2	220	r-Sr.	Cumming, Ga./South Forsyth	
1	Juanyeh Thomas	DB	6-3	220	Jr.	Niceville, Fla./Niceville	
2	Ahmarean Brown	WR	5-10	170	So.	Tampa, Fla./Jefferson	
2	Tariq Carpenter	DB	6-4	226	Sr.	Ludowici, Ga./Long County	
3	Tre Swilling	DB	6-0	205	r-Jr.	New Orleans, La./Brother Martin	
4	Jaytin Askew	DB	5-11	185	Sr.	Douglasville, Ga./McEachern	
5	Jerry Howard Jr.	LB	6-0	230	Sr.	Rock Hill, S.C./Northwestern	
6	David Curry	LB	6-2	230	r-Sr.	Buford, Ga./Buford	
*7	Bryce Gowdy	WR	6-3	210	Fr.	Deerfield Beach, Fla./Deerfield Beach	
8	Tobias Oliver	DB	6-2	197	r-Jr.	Warner Robins, Ga./Northside	
9	Antonneous Clayton	DL	6-3	270	r-Sr.	Vienna, Ga./Dooly County (Florida)	
10	Josh Carlson	DB	5-10	180	Sr.	Johns Creek, Ga./Home School	
10	Jeff Sims	QB	6-3	215	Fr.	Jacksonville, Fla./Sandalwood	
11	Marquez Ezzard	WR	6-2	210	r-So.	Atlanta, Ga./Stockbridge (Miami (Fla.))	
11	Devin Smith	DB	5-10	180	r-Jr.	Acworth, Ga./Harrison	
12	Adonias Sanders	WR	6-1	195	r-Jr.	North Charleston, S.C./Fort Dorchester	
13	Jordan Yates	QB	6-0	200	r-Fr.	Alpharetta, Ga./Milton	
14	Jaylon King	DB	6-1	195	r-So.	La Vergne, Tenn./Ensworth	
14	Ryan Lantz	QB	6-1	190	r-So.	North Palm Beach, Fla./Suncoast Community	
15	Chico Bennett, Jr.	DE	6-4	250	So.	Ashburn, Va./Battle Ground Academy (Tenn.)	
15	Malachi Carter	WR	6-3	200	Jr.	Lawrenceville, Ga./Mountain View	
16	Tucker Gleason	QB	6-3	225	Fr.	Tampa, Fla./Plant	
16	Myles Sims	DB	6-3	188	r-So.	Atlanta, Ga./Westlake (Michigan)	
17	Demetrius Knight	LB	6-2	232	So.	Locust Grove, Ga./Strong Rock Christian	
17	Tanner Lawson	QB	6-5	210	Fr.	Baton Rouge, La./University Lab	
18	Derrick Allen	DB	6-2	213	r-So.	Marietta, Ga./Lassiter (Notre Dame)	
18	PeJe' Harris	WR	6-3	220	r-So.	Newnan, Ga./Newnan	
20	Miles Brooks	CB	6-2	190	Fr.	Jacksonville, Fla./Trinity Christian Academy	
21	Jahmyr Gibbs	RB	5-11	200	Fr.	Dalton, Ga./Dalton	
21	Zamari Walton	DB	6-3	187	r-So.	Melbourne, Fla./Melbourne Central Catholic	
22	Jamious Griffin	RB	5-10	218	So.	Rome, Ga./Rome	
22	Kaleb Oliver	DB	6-4	220	r-Jr.	La Vergne, Tenn./Oakland	
23	Jordan Huff	DB	6-2	194	r-Fr.	Madison, Ga./Morgan County	
24	Kenan Johnson	DB	6-1	185	r-Fr.	Minneola, Fla./Lake Minneola	
25	Charlie Thomas	DB	6-2	210	Jr.	Thomasville, Ga./Thomasville	
26	Josh Blacato	WR	5-10	190	r-Jr.	Marietta, Ga./Kell	
27	Pressley Harvin III	P	6-0	255	Sr.	Alcolu, S.C./Sumter	
27	Jordan Mason	RB	6-1	218	r-Jr.	Gallatin, Tenn./Gallatin	
28	Dontae Smith	RB	5-11	195	r-So.	Spring Hill, Tenn./Spring Hill	
29	Bruce Jordan-Swilling	RB	6-1	225	Sr.	New Orleans, La./Brother Martin	
30	Olin Broadway	LB	6-3	238	r-Jr.	Atlanta, Ga./St. Pius X	
31	Keegan Hemingway	RB	5-6	180	r-Jr.	Boyds, Md./Poolesville	
31	Kyle Kennard	DL	6-5	235	Fr.	Atlanta, Ga./Riverwood	
32	Devin Ellison	RB	5-9	200	r-Fr.	Jacksonville, Fla./Bartram Trail	
32	Sylvain Yondjouen	DL	6-4	265	So.	Ruisbroek, Belgium/Don Bosco	
33	Tyson Meiguez	LB	6-2	215	Fr.	Fairburn, Ga./Creekside	
34	Jack Coco	LS/TE	6-2	240	r-Jr.	Johns Creek, Ga./Johns Creek	
34	Khatavian Franks	LB	6-2	215	Fr.	Fairburn, Ga./Creekside	
35	Jared Ivey	DL	6-6	240	Fr.	Suwanee, Ga./North Gwinnett	
36	Joseph Macrina	TE	6-0	245	r-Sr.	Suwanee, Ga./Northview	
36	Nate Moon	DB	5-10	170	Fr.	Pooler, Ga./Savannah Christian Prep	
37	Colin Hemingway	RB	5-6	185	Fr.	Boyds, Md./Poolesville	
37	Khaya Wright	LB	6-3	225	Fr.	Miami, Fla./South Miami	
38	Jalen Huff	DB	5-11	188	Fr.	Athens, Ga./Buford	
39	Wesley Walker	DB	6-1	202	r-Fr.	Nashville, Tenn./Ensworth	
40	Michael Brimer	DB	5-11	181	r-Jr.	Acworth, Ga./Harrison (NJIT)	
42	Jordan Domineck	DL	6-3	247	r-So.	Lakeland, Fla./George Jenkins	
43	Will Ferguson	TE	6-1	220	Fr.	Niceville, Fla./Rocky Bayou Christian	
43	Cole Neuber	LB	6-1	220	r-So.	Alpharetta, Ga./Johns Creek	
44	Quez Jackson	LB	6-1	225	Jr.	Fort Valley, Ga./Peach County	
45	Tony Amerson	RB	5-11	225	r-Fr.	Montgomery, Ala./St. James	
45	Taylor McCawley	LB	6-0	230	r-Fr.	Birmingham, Ga./East Coweta	
46	Henry Freer	LS	6-0	200	Fr.	College Park, Ga./Woodward Academy	
46	Gavin Stewart	PK/WR	5-11	170	Fr.	Savannah, Ga./Benedictine	
47	Cliff Gandis	PK/P	6-1	200	r-So.	Greer, S.C./Christ Church Episcopal School	
47	Nathan Tyler	TE	6-2	245	r-Fr.	Gibson, Ga./Glascok County	
48	Austin Kent	PK/P	6-1	215	r-Jr.	Charlotte, N.C./Providence (UCLA)	
49	Spence Massey	RB	6-1	230	r-Fr.	Tifton, Ga./Tiftarea Academy	
49	Steven Verdisco	PK/P	6-1	185	Fr.	Tampa, Fla./Robinson	
50	Jamal Camp	DL	6-2	305	r-Fr.	Cumming, Ga./South Forsyth	

# 2020 ROSTERS

NO.	NAME	POS.	HT.	WT.	CLASS	HOMETOWN/HIGH SCHOOL (PREVIOUS COLLEGE)	NO.	NAME	POS.
51	John Ross	LB	5-11	240	Fr.	Dalton, Ga./Dalton	61	Michael Maye	OL
52	Cade Long	LS	5-11	220	r-So.	Hixson, Tenn./Baylor School	45	Taylor McCawley	LB
53	Deion Fisher	LB	6-2	220	Fr.	McDonough, Ga./Eagles Landing Christian Academy	88	Nate McCollum	WR
54	Jordan Williams	OL	6-6	330	Fr.	Gainesville, Ga./Gainesville	33	Tyson Meiguez	LB
55	Kenny Cooper	OL	6-3	325	r-Sr.	Calhoun, Ga./Sonoraville	64	Will Milam	OL
57	Mikey Miniham	OL	6-3	307	r-Jr.	Honolulu, Hawaii/Saint Louis	84	Chris Miller	TE
58	Will Scissum	OL	6-2	290	r-Fr.	Marietta, Ga./The Walker School	66	Anthony Minella	OL
60	Paula Vaipulu	OL	6-3	305	Fr.	Channelview, Texas/Channelview	57	Mikey Miniham	OL
61	Michael Maye	OL	6-3	320	r-Jr.	Hoover, Ala./Hoover	36	Nate Moon	DB
62	Cade Kootsouradis	OL	6-4	295	Fr.	Crestview, Fla./Crestview	68	Jason Moore	OL
63	Scotty Fulgham	OL	6-3	303	r-Fr.	Tuscaloosa, Ala./Tuscaloosa Academy	69	Matthew Morgan	OL
64	Will Milam	OL	6-4	315	Fr.	Powder Springs, Ga./Hiram	86	Luke Moseley	WR
65	Austin Smith	OL	6-3	310	r-So.	McDonough, Ga./Ola	82	Reece Mullins	DL
66	Anthony Minella	OL	6-2	275	Fr.	Alpharetta, Ga./Milton	43	Cole Neuber	LB
68	Jason Moore	OL	6-2	290	Fr.	Hampton, Ga./Dutchtown	82	Kalani Norris	WR
69	Matthew Morgan	OL	6-4	305	r-So.	Woodstock, Ga./Etowah	22	Kaleb Oliver	DB
70	Ryan Johnson	OL	6-6	325	r-Sr.	Brentwood, Tenn./Brentwood Academy (Tennessee)	8	Tobias Oliver	DB
71	Ryan Spiers	OL	6-3	298	Fr.	Biloxi, Miss./Biloxi	89	Antwan Owens	DL
72	Charlie Clark	OL	6-4	305	r-Jr.	Atlanta, Ga./Marist	81	Zach Owens	WR
73	Zach Quinney	OL	6-6	315	r-Jr.	Savannah, Ga./Savannah Christian Prep	73	Zach Quinney	OL
74	Michael Rankins	OL	6-5	295	Fr.	Ruskin, Fla./Lennard	99	D'Quon Douse	DL
76	Wing Green	OL	6-7	305	Fr.	Leesburg, Ga./Lee County	92	Ja'Quon Griffin	DL
76	Kevin Wolf	OL	6-6	300	r-So.	Charlotte, N.C./Providence Day School	74	Michael Rankins	OL
78	Jack DeFoor	OL	6-5	310	r-Sr.	Calhoun, Ga./Calhoun (Ole Miss)	51	John Ross	LB
79	William Lay III	OL	6-2	305	r-Jr.	Bowersville, Ga./Hart County	98	Curtis Ryans	DL
80	Dylan Leonard	TE	6-5	245	So.	Milton, Ga./Milton	12	Adonisas Sanders	WR
81	Trevor Haire	PK/P	5-9	160	Fr.	Lutz, Fla./Steinbrenner	58	Will Scissum	OL
81	Zach Owens	WR	6-3	225	r-Fr.	Marietta, Ga./Pope	10	Jeff Sims	QB
82	Reece Mullins	DL	6-3	235	r-Fr.	Marietta, Ga./Pope (Auburn)	16	Myles Sims	DB
82	Kalani Norris	WR	6-0	170	So.	Miami, Fla./Christopher Columbus	65	Austin Smith	OL
83	Dylan Deveney	TE	6-6	258	So.	Medford, N.J./The Hun School	11	Devin Smith	DB
84	Ryan King	WR	6-3	218	Fr.	Loganville, Ga./Grayson	28	Dontae Smith	RB
84	Chris Miller	TE	6-4	250	r-Fr.	Atlanta, Ga./St. Pius X	71	Ryan Spiers	OL
85	Hinson Fowler	DL	6-1	287	r-So.	Augusta, Ga./Augusta Prep	46	Gavin Stewart	PK/WR
85	Billy Ward	TE	6-4	255	Fr.	Locust Grove, Ga./Locust Grove	97	Akelo Stone	DL
86	Nathan Bell	DL	6-3	235	Fr.	Moultrie, Ga./Colquitt County	3	Tre Swilling	DB
86	Luke Moseley	WR	6-2	175	r-Fr.	Calhoun, Ga./Calhoun	25	Charlie Thomas	DB
87	Jude Kelley	PK	6-1	170	Fr.	Acworth, Ga./Allatoona	1	Juanyeh Thomas	DB
87	Ben Wilhelm	TE	6-5	260	r-Fr.	Thomasville, Ga./Thomas County Central	88	Josh Tukes	DL
88	Nate McCollum	WR	5-11	185	Fr.	McDonough, Ga./Dutchtown	47	Nathan Tyler	TE
88	Josh Tukes	DL	6-6	248	r-Jr.	Covington, Ga./Newton	60	Paula Vaipulu	OL
89	Avery Boyd	WR	6-1	212	Fr.	Tallahassee, Fla./Godby	49	Steven Verdisco	PK/P
89	Antwan Owens	DL	6-4	275	Sr.	Tallahassee, Fla./Godby	39	Wesley Walker	DB
91	Emmanuel Johnson	DL	6-6	265	Fr.	North Charleston, S.C./Fort Dorchester	21	Zamari Walton	DB
92	Ja'Quon Griffin	DL	6-0	276	r-So.	Rome, Ga./Rome	85	Billy Ward	TE
93	T.K. Chimedza	DL	6-3	312	r-So.	Dacula, Ga./IMG Academy	87	Ben Wilhelm	TE
94	Mike Lockhart	DL	6-4	302	r-Fr.	Birmingham, Ala./Huffman	54	Jordan Williams	OL
96	Albany Casey	DL	6-4	240	Fr.	Bay Minnett, Ala./Baldwin County	76	Kevin Wolf	OL
97	Akelo Stone	DL	6-2	292	Fr.	Savannah, Ga./Jenkins	37	Khaya Wright	LB
98	Curtis Ryans	DL	6-5	265	r-So.	Kennesaw, Ga./North Cobb	13	Jordan Yates	QB
99	D'Quon Douse	DL	6-2	305	r-Fr.	Savannah, Ga./Calvary Day School	32	Sylvain Yondjouen	DL

\* in memoriam; died Dec. 31, 2019

## COACHING AND SUPPORT STAFF

**Head Coach:** Geoff Collins (Western Carolina, 1994) — 2nd season at Georgia Tech

**Assistant Head Coach/Run Game Coord./OL:** Brent Key (Georgia Tech, 2001)

**Offensive Coord./QBs:** Dave Patenaude (Central Connecticut St., 1990)

**Defensive Coordinator/Linebackers:** Andrew Thacker (Furman, 2007)

**Co-Defensive Coordinator/Safeties:** Nathan Burton (Georgia Tech, 2005)

**Running Backs/Off. Recruiting Coord.:** Tashard Choice (Georgia Tech, 2007)

**Defensive Ends/Outside Linebackers:** Marco Coleman (Flagler, 2015)

**Wide Receivers:** Kerry Dixon (Hampton, 2004)

**Defensive Line/Def. Recruiting Coord.:** Larry Knight (Central Michigan, 2010)

**Cornerbacks/Def. Special Teams Coord.:** Jeff Popovich (Miami (Fla.), 2000)

**Tight Ends/Offensive Special Teams Coord.:** Chris Wiesehan (Wabash, 1994)

**General Manager:** Patrick Suddes (Alabama, 2005)

**Head FB Strength and Conditioning Coach:** Lewis Caralla (Defiance, 2008)

**Director of Applied Sports Science:** Ryan Horton (Otterbein, 2007)

**Player Development Coach:** Zach Reed (Tennessee Tech, 2001)

**Player Development Coach:** Kyle Seger (Ball State, 2016)

**Player Development Coach:** Edward Thompson (Louisiana Lafayette, 2018)

**Director of Football Operations:** Scott Wallace (California (Pa.), 2011)

**Assistant Director of Football Operations:** Kevin Cone (Georgia Tech, 2010)

**Football Research and Analytics Coordinator:** Pat Boyle (Temple, 2012)

**Quality Control Specialist/Offense:** Will Glover (Clayton State, 2009)

**Quality Control Specialist/Defense:** Jason Semore (Adams State, 2005)

**Analyst (Defense):** Anthony Parker (Tennessee, 2008)

**Analyst (Special Teams):** Tim Conner (Maryville, 2011)

**Graduate Assistant Coach:** Joe Battaglia (Coastal Carolina, 2014)

**Graduate Assistant Coach:** Cristian Garcia (Florida, 2017)

**Graduate Assistant Coach:** Errin Joe (Georgia Tech, 2014)

**Graduate Assistant Coach:** Brenten Wimberly (Kennesaw State, 2018)

**Director of On-Campus Recruiting:** Carina Hargreaves (Florida, 2014)

**Assoc. Director of Player Personnel:** Mike Gregory (UCF, 2009)

**Assoc. Director of Player Personnel:** Thomas Guerry (Mississippi State, 2008)

**Brand Manager:** Santino Stancato (Bloomsburg, 2016)

**Head Football Athletic Trainer:** Mark Smith (SUNY Brockport, 2010)

**Assistant Football Athletic Trainer:** Eric Avila (Slippery Rock, 2010)

**Administrative Coordinator:** Teri Anton (Florida State, 1991)

## RECORD BREAKDOWN

Current Streak .....	Lost 1
Current Home Streak .....	Won 1
Current Road Streak .....	Lost 3
Current Neutral Streak .....	Lost 2
Last Win .....	56-33 vs. Duke (11/28/20)
Last Home Win .....	56-33 vs. Duke (11/28/20)
Last Home Loss .....	31-13 vs. No. 4 Notre Dame (10/31/20)
Last Win Away From Home .....	16-13 at Florida State (9/12/20)
Last True Road Win .....	16-13 at Florida State (9/12/20)
Last Loss Away From Home .....	23-13 at Duke (12/5/20)
Last True Road Loss .....	23-13 at Duke (12/5/20)

	2020	Under Collins
Overall .....	3-6	6-15
Playing at home .....	2-3	4-8
Playing on the road .....	1-3	2-7
Playing at a neutral site .....	0-0	0-0
In bowl games .....	0-0	0-0
In overtime .....	0-0	0-0
More than 7 days to prepare .....	3-0	4-3
In August .....	N/A	0-1
In September .....	1-2	2-4
In October .....	1-3	2-5
In November .....	1-0	2-4
In December .....	0-1	0-1
In January .....	0-0	0-0

Outrushing opponent .....	2-2	5-2
When rushing for 300 yards .....	1-0	1-0
When rushing for 400 yards .....	0-0	0-0
When rushing for 500 yards .....	0-0	0-0
When rushing for 600 yards .....	0-0	0-0
Outrushed by opponent .....	1-4	1-13
When allowing 300 yards rushing .....	0-0	0-2
Rushing yards the same .....	0-0	0-0
Outpassing opponent .....	2-1	2-5
When passing for 300 yards .....	0-0	0-0
Outpassed by opponent .....	1-5	4-10
When allowing 300 yards passing .....	1-3	1-4
When allowing 400 yards passing .....	0-2	0-2

More total offense than opponent .....	2-2	2-3
When having 400+ total offense .....	3-2	3-2
When having 500+ total offense .....	1-0	1-0
When having 600+ total offense .....	0-0	0-0
Less total offense than opponent .....	1-4	4-12
When allowing 400+ total offense .....	1-4	2-9
When allowing 500+ total offense .....	0-2	0-5

Committing fewer turnovers .....	3-0	4-3
Committing more turnovers .....	0-4	1-8
Turnovers are even .....	0-2	1-4

< 30:00 of time of possession .....	2-4	3-13
> 30:00 of time of possession .....	1-2	3-2

Scoring first .....	2-1	5-3
Opponent scores first .....	1-5	1-12

Leading after the 1st quarter .....	1-0	2-0
Trailing after the 1st quarter .....	1-5	2-13
Tied after the 1st quarter .....	1-1	2-2
Leading at halftime .....	1-0	3-0
Trailing at halftime .....	2-6	2-15
Tied at halftime .....	0-0	2-0
Leading after the 3rd quarter .....	2-0	3-0
Trailing after the 3rd quarter .....	1-6	1-15
Tied after the 3rd quarter .....	0-0	1-1

Scoring 0-10 points .....	0-1	0-5
Scoring 11-20 points .....	1-3	2-4
Scoring 21-30 points .....	0-2	2-6
Scoring 31-40 points .....	1-0	1-0
Scoring 41-plus points .....	1-0	1-0

Opponent scores 0-10 points .....	0-0	1-0
Opponent scores 11-20 points .....	1-0	1-1
Opponent scores 21-30 points .....	1-1	3-3
Opponent scores 31-40 points .....	0-2	0-4
Opponent scores 41-plus points .....	1-3	1-7

## GAMES PLAYED AND STARTS

## CAREER GAMES

NAME	'16	'17	'18	'19	'20	TOT.	CONS.
J. Camp	11	11	12	4	9	47	9
D. Curry	13	-	13	12	9	47	34
P. Harvin III	-	11	12	12	8	43	1
J. Howard	-	9	13	12	9	43	40
T. Carpenter	-	6	13	11	9	39	37
K. Cooper	5	11	11	4	7	38	-
B. Jordan-Swilling	-	11	11	7	7	36	7
A. Owens	-	8	13	8	5	34	5
M. Carter	-	-	13	12	9	34	34
Q. Jackson	-	-	13	12	9	34	21
Z. Quinney	-	-	13	12	9	34	34
J. Thomas	-	-	13	12	9	34	34
K. Oliver	-	-	13	11	8	32	-
T. Oliver	-	-	12	12	9	33	31
J. Askew	-	10	11	11	8	31	8
C. Thomas	-	-	10	12	9	31	21
J. DeFoor	-	-	9	12	9	30	24
J. Mason	-	-	13	12	5	30	4
T. Swilling	-	-	12	12	5	29	-
J. Coco	-	-	11	9	9	29	11
A. Showell	-	-	6	11	8	25	-
Z. Walton	-	-	4	12	9	25	11
J. King	-	-	3	12	8	23	-
A. Sanders	-	-	2	12	9	23	21
D. Brooks	-	1	-	12	9	22	21
JaQ. Griffin	-	-	2	11	9	22	19
C. Long	-	-	-	12	9	21	21
J. Blancato	-	-	1	10	9	20	19
A. Brown	-	-	-	12	7	19	-
D. Knight	-	-	-	12	8	20	-
J. Domineck	-	-	3	7	8	18	-
M. Minihan	-	-	2	8	9	19	14
Don. Smith	-	-	2	8	9	19	10
T.K. Chimedza	-	-	4	12	-	16	-
D. Deveney	-	-	-	12	6	18	3
P. Harris	-	-	-	10	8	18	5
D. Leonard	-	-	-	12	6	18	6
M. Sims	-	-	-	10	8	18	4
J. Griffin	-	-	-	9	7	16	1
C. Bennett	-	-	-	7	8	15	-
S. Yondjouen	-	-	-	11	3	14	14
C. Ryans	-	-	-	7	7	14	-
W. Lay III	-	-	-	10	3	13	1
M. Maye	-	-	-	10	2	12	-
K. Johnson	-	-	-	4	8	12	2
M. Lockhart	-	-	-	4	8	12	5
W. Walker	-	-	-	3	9	12	10
T. McCawley	-	-	-	3	7	10	2
C. Clark	-	-	-	6	1	8	-
K. Norris	-	-	-	7	2	9	2
M. Ezzard	-	-	-	-	8	8	8
R. Johnson	-	-	-	-	9	9	9
A. Kent	-	-	-	-	9	9	9
J. Sims	-	-	-	-	9	9	9
J. Williams	-	-	-	-	9	9	9
D. Allen	-	-	-	-	8	8	3
D. Douse	-	-	-	-	8	8	2
J. Gibbs	-	-	-	-	7	7	-
J. Ivey	-	-	-	-	8	8	8
B. Ward	-	-	-	-	7	7	-
Ja. Huff	-	-	-	4	3	7	2
C. Miller	-	-	-	-	6	6	4
G. Stewart	-	-	-	-	7	7	2
J. Kelley	-	-	-	-	5	5	-
A. Smith	-	-	-	5	-	5	-
Dev. Smith	-	-	-	5	-	5	-
J. Yates	-	-	-	3	2	5	-
A. Clayton	-	-	-	-	5	5	-
E. Johnson	-	-	-	-	6	6	3
T. Meiguez	-	-	-	-	6	6	4
K. Kennard	-	-	-	-	5	5	4
N. McCollum	-	-	-	-	5	5	5
J. Macrina	-	-	4	-	-	4	-
S. Massey	-	-	-	1	4	5	1
K. Wright	-	-	-	-	5	5	2
T. Amerson	-	-	-	-	3	3	-
M. Brooks	-	-	-	-	4	4	4
A. Stone	-	-	-	-	4	4	3
A. Boyd	-	-	-	-	2	2	2
T. Gleason	-	-	-	-	2	2	-
Jo. Huff	-	-	-	-	3	3	1
R. King	-	-	-	-	2	2	-
D. Ellison	-	-	-	1	-	1	-
H. Fowler	-	-	-	1	-	1	-
K. Hemingway	-	-	-	-	1	1	-
J. Tukes	-	-	-	-	1	1	-
N. Tyler	-	-	-	-	1	1	-
Z. Owens	-	-	-	-	1	1	-
C. Neuber	-	-	-	-	1	1	1
P. Vaipulu	-	-	-	-	1	1	1

## CAREER STARTS

NAME	'16	'17	'18	'19	'20	TOT.	CONS.
D. Curry	1	-	12	12	9	34	31
Z. Quinney	-	-	12	12	9	33	31
T. Carpenter	-	-	13	10	8	31	3
T. Swilling	-	-	11	12	5	28	5
K. Cooper	1	11	7	4	-	23	-
J. Camp	-	-	11	4	8	23	6
J. Mason	-	-	5	12	2	20	1
M. Carter	-	-	-	11	9	20	11
J. DeFoor	-	-	-	11	9	20	19
J. Thomas	-	-	-	11	9	20	14
Z. Walton	-	-	-	11	9	20	18
A. Brown	-	-	-	11	7	18	7
M. Minihan	-	-	-	6	9	15	13
C. Thomas	-	-	6	5	2	13	1
Q. Jackson	-	-	-	5	9	14	14
D. Brooks	-	-	-	4	8	12	8
K. Oliver	-	-	-	6	4	10	1
T.K. Chimedza	-	-	-	9	-	9	-
J. Howard	-	-	7	1	-	8	-
W. Lay III	-	-	-	8	-	8	-
A. Sanders	-	-	-	7	1	8	-
R. Johnson	-	-	-	-	9	9	9
J. Sims	-	-	-	-	9	9	9
J. Williams	-	-	-	-	9	9	1
J. Domineck	-	-	-	3	4	7	-
A. Owens	-	-	-	7	-	7	-
D. Deveney	-	-	-	2	5	7	4
J. Gibbs	-	-	-	-	6	6	6
J. Askew	-	-	5	-	-	5	-
C. Ryans	-	-	-	2	3	5	-
S. Yondjouen	-	-	-	2	2	4	-
A. Clayton	-	-	-	-	4	4	-
JaQ. Griffin	-	-	-	-	3	3	-
B. Jordan-Swilling	-	1	-	2	-	3	-
T. Oliver	-	-	1	2	-	3	-
W. Walker	-	-	-	-	4	4	1
M. Lockhart	-	-	-	-	4	4	1
C. Bennett	-	-	-	-	2	2	2
D. Douse	-	-	-	-	2	2	-
D. Leonard	-	-	-	-	2	2	-
A. Showell	-	-	-	1	1	2	-
M. Sims	-	-	-	-	2	2	-
J. Coco	-	-	-	-	1	1	-
J. Griffin	-	-	-	-	1	1	-
P. Harris	-	-	-	1	2	3	2
K. Johnson	-	-	-	-	2	2	1
B. Ward	-	-	-	-	1	1	-
K. Hemingway	-	-	-	-	1	1	-
C. Clark	-	-	-	-	1	1	-
K. Kennard	-	-	-	-	2	2	1
J. Ivey	-	-	-	-	1	1	1
A. Stone	-	-	-	-	1	1	1



## CAREER HIGHS

**DERRIK ALLEN**

**Tackles:** 4, twice - last vs. Duke (Nov. 28, 2020)  
**Solo Tackles:** 1, 4x - last vs. Duke (Nov. 28, 2020)

**JAYTLIN ASKEW**

**Tackles:** 6 at USF (Sept. 8, 2018)  
**Solo Tackles:** 4 at USF (Sept. 8, 2018)  
**Tackles for Loss:** 1.0, twice - last vs. No. 1 Clemson (Oct. 17, 2020)  
**Pass Breakups:** 1, twice - last at Pittsburgh (Sept. 15, 2018)  
**Fumbles Recovered:** 1 vs. NC State (Nov. 21, 2019)  
**Kick Returns:** 1 vs. Minnesota (Dec. 26, 2018)  
**Kick Return Yards:** 27 vs. Minnesota (Dec. 26, 2018)

**CHICO BENNETT, JR.**

**Tackles:** 5 at Temple (Sept. 28, 2019)  
**Solo Tackles:** 4 at No. 1 Clemson (Aug. 29, 2019)  
**Sacks:** 0.5 vs. USF (Sept. 7, 2019)  
**Tackles for Loss:** 1.0 vs. No. 14 UCF (Sept. 19, 2020)

**JOSH BLANCATO**

**Rushing Attempts:** 1 vs. Alcorn State, Sept. 1, 2018  
**Receptions:** 1 at No. 1 Clemson (Aug. 29, 2019)  
**Receiving Yards:** 34 at No. 1 Clemson (Aug. 29, 2019)  
**Longest Reception:** 34 at No. 1 Clemson (Aug. 29, 2019)

**DJIMON BROOKS**

**Tackles:** 6 at Virginia (Nov. 9, 2019)  
**Solo Tackles:** 2 at Duke (Oct. 12, 2019)  
**Tackles for Loss:** 2.0 vs. No. 4 Notre Dame (Oct. 31, 2020)  
**Sacks:** 1.0 vs. No. 4 Notre Dame (Oct. 31, 2020)  
**Fumbles Recovered:** 1 at Florida State (Sept. 12, 2020)  
**Pass Breakups:** 1 at Florida State (Sept. 12, 2020)

**MILES BROOKS**

**Tackles:** 1 at NC State (Dec. 5, 2020)  
**Solo Tackles:** 1 at NC State (Dec. 5, 2020)

**AHMAREAN BROWN**

**Receptions:** 4, twice - last at Boston College (Oct. 24, 2020)  
**Receiving Yards:** 75 at Boston College (Oct. 24, 2020)  
**Longest Reception:** 59 at Virginia (Nov. 9, 2019)  
**Receiving TDs:** 2 vs. NC State (Nov. 21, 2019)  
**Rushing Attempts:** 1, 3x - last at Boston College (Oct. 24, 2020)  
**Rushing Yards:** 3 vs. USF (Sept. 7, 2019)  
**Rushing TDs:** 1 at Boston College (Oct. 24, 2020)  
**Lonest Rush:** 2, twice - last at Boston College (Oct. 24, 2020)  
**Punt Returns:** 5 vs. USF (Sept. 7, 2019)  
**Punt Return Yards:** 23 vs. USF (Sept. 7, 2019)  
**Kick Returns:** 2 at No. 1 Clemson (Aug. 29, 2019)  
**Kick Return Yards:** 33 vs. NC State (Nov. 21, 2019)  
**Pass Attempts:** 1 at Louisville (Oct. 9, 2020)  
**Pass Completions:** 1 at Louisville (Oct. 9, 2020)  
**Passing TDs:** 1 at Louisville (Oct. 9, 2020)  
**Longest Pass:** 9 at Louisville (Oct. 9, 2020)

**JALEN CAMP**

**Rush Attempts:** 1 vs. Virginia (Nov. 17, 2018)  
**Rush Yards:** 3 vs. Virginia (Nov. 17, 2018)  
**Longest Rush:** 3 vs. Virginia (Nov. 17, 2018)  
**Receptions:** 5 at Florida State (Sept. 12, 2020)  
**Receiving Yards:** 71 vs. The Citadel (Sept. 14, 2019)  
**Longest Reception:** 59 vs. No. 1 Clemson (Oct. 17, 2020)  
**Receiving TDs:** 1, 3x - last vs. No. 1 Clemson (Oct. 17, 2020)

**TARIQ CARPENTER**

**Tackles:** 10 vs. Virginia (Nov. 17, 2018)  
**Tackles for Loss:** 2.0 vs. USF (Sept. 7, 2019)  
**Interceptions:** 1, 4x - last vs. Duke (Nov. 28, 2020)  
**Longest Interception Return:** 43 vs. Duke (Nov. 28, 2020)  
**Pass Breakups:** 2, twice - last vs. Duke (Nov. 28, 2020)  
**Fumbles Forced:** 1, twice - last vs. The Citadel (Sept. 14, 2019)

**MALACHI CARTER**

**Receptions:** 6 at Florida State (Sept. 12, 2020)  
**Receiving Yards:** 89 at Louisville (Oct. 9, 2020)  
**Receiving TDs:** 1, 5x - last at Louisville (Oct. 9, 2020)  
**Longest Reception:** 54 vs. NC State (Nov. 21, 2019)

**T.K. CHIMEDZA**

**Tackles:** 6, twice - last vs. NC State (Nov. 21, 2019)  
**Solo Tackles:** 5 vs. NC State (Nov. 21, 2019)  
**Tackles for Loss:** 1.0 at Temple (Sept. 28, 2019)  
**Sacks:** 1.0 at Temple (Sept. 28, 2019)  
**Fumbles Recovered:** 1 vs. USF (Sept. 7, 2019)

**ANTONNEOUS CLAYTON**

**Tackles:** 5 at Louisville (Oct. 9, 2020)  
**Solo Tackles:** 2, twice - last at Louisville (Oct. 9, 2020)  
**Tackles for Loss:** 2.5 at Louisville (Oct. 9, 2020)

**JACK COCO**

**Receptions:** 1, 3x - last vs. No. 4 Notre Dame (Oct. 31, 2020)  
**Receiving Yards:** 8 vs. No. 14 UCF (Sept. 19, 2020)  
**Longest Reception:** 8 vs. No. 14 UCF (Sept. 19, 2020)

**DAVID CURRY**

**Tackles:** 16 vs. North Carolina (Oct. 5, 2019)  
**Solo Tackles:** 8 vs. North Carolina (Oct. 5, 2019)  
**Sacks:** 1.0, 3x - last at Florida State (Sept. 12, 2020)  
**Tackles for Loss:** 2.0, 3x - last at NC State (Dec. 5, 2020)  
**Pass Breakups:** 2 vs. Duke (Nov. 28, 2020)  
**Interceptions:** 1, twice - last vs. The Citadel (Sept. 14, 2019)  
**Fumbles Forced:** 1, 3x - last vs. Duke (Nov. 28, 2020)  
**Fumbles Recovered:** 1, 3x - last at Florida State (Sept. 12, 2020)  
**Touchdowns:** 1 vs. Alcorn St. (Sept. 1, 2018)

**DYLAN DEVENEY**

**Receptions:** 2, twice - last at Florida State (Sept. 12, 2020)  
**Receiving Yards:** 15 at Florida State (Sept. 12, 2020)  
**Longest Reception:** 13 at Virginia (Nov. 9, 2019)

**JORDAN DOMINECK**

**Tackles:** 10 vs. NC State (Nov. 21, 2019)  
**Solo Tackles:** 5 vs. NC State (Nov. 21, 2019)  
**Tackles for Loss:** 2.5 vs. Duke (Nov. 28, 2020)  
**Sacks:** 2.0 vs. Duke (Nov. 28, 2020)  
**Forced Fumbles:** 1, 3x - last vs. Duke (Nov. 28, 2020)  
**Fumbles Recovered:** 1, twice - last vs. Duke (Nov. 28, 2020)  
**Pass Breakups:** 1 vs. No. 14 UCF (Sept. 19, 2020)

**D'QUON DOUSE**

**Tackles:** 4 at Louisville (Oct. 9, 2020)  
**Solo Tackles:** 1, twice - last at Louisville (Oct. 9, 2020)  
**Blocked Kicks:** 1 at Syracuse (Sept. 26, 2020)

**DEVIN ELLISON**

**Tackles:** 2 at Temple (Sept. 28, 2019)  
**Solo Tackles:** 1 at Temple (Sept. 28, 2019)

**MARQUEZ EZZARD**

**Receptions:** 3 vs. No. 14 UCF (Sept. 19, 2020)  
**Receiving Yards:** 45 at Florida State (Sept. 12, 2020)  
**Longest Reception:** 45 yards at Florida State (Sept. 12, 2020)  
**Punt Returns:** 5 at Syracuse (Sept. 26, 2020)  
**Punt Return Yards:** 42 at Syracuse (Sept. 26, 2020)  
**Long Punt Return:** 18 at Syracuse (Sept. 26, 2020)

**HINSON FOWLER**

**Tackles:** 1 vs. No. 4 Georgia (Nov. 30, 2019)  
**Solo Tackles:** 1 vs. No. 4 Georgia (Nov. 30, 2019)

**JAHYMYR GIBBS**

**Rushing Attempts:** 18 at Syracuse (Sept. 26, 2020)  
**Rushing Yards:** 105 at Syracuse (Sept. 26, 2020)  
**Rushing TDs:** 2 vs. Duke (Nov. 28, 2020)  
**Longest Rush:** 61 vs. Duke (Nov. 28, 2020)  
**Receptions:** 5 vs. No. 4 Notre Dame (Oct. 31, 2020)  
**Receiving Yards:** 60, twice - last at Louisville (Oct. 9, 2020)  
**Receiving TDs:** 1, 3x - last at Louisville (Oct. 9, 2020)  
**Longest Reception:** 42 vs. Duke (Nov. 28, 2020)  
**Kick Returns:** 3 at Syracuse (Sept. 26, 2020)  
**Kick Return Yards:** 93 vs. No. 14 UCF (Sept. 19, 2020)  
**Longest Kick Return:** 75 vs. No. 14 UCF (Sept. 19, 2020)

**JAMIOUS GRIFFIN**

**Rushing Attempts:** 15 at Syracuse (Sept. 26, 2020)  
**Rushing Yards:** 54 at Syracuse (Sept. 26, 2020)  
**Longest Rush:** 18 at NC State (Dec. 5, 2020)  
**Rushing TDs:** 1, twice - last at Louisville (Oct. 9, 2020)  
**Receptions:** 2 vs. No. 14 UCF (Sept. 19, 2020)  
**Receiving Yards:** 38 vs. No. 14 UCF (Sept. 19, 2020)  
**Longest Reception:** 25 vs. No. 14 UCF (Sept. 19, 2020)

**JA'QUON GRIFFIN**

**Tackles:** 5 at Syracuse (Sept. 26, 2020)  
**Solo Tackles:** 5 at Syracuse (Sept. 26, 2020)  
**Tackles for Loss:** 1.0, 3x - last at Syracuse (Sept. 26, 2020)  
**Sacks:** 1.0, 3x - last vs. No. 1 Clemson (Oct. 17, 2020)  
**Fumble Recovery:** 1 at Miami (Oct. 19, 2019)

**PEJE' HARRIS**

**Receptions:** 2, twice - vs. Duke (Nov. 28, 2020)  
**Receiving Yards:** 38 vs. No. 14 UCF (Sept. 19, 2020)  
**Receiving TDs:** 1 at Boston College (Oct. 24, 2020)  
**Longest Reception:** 31 at Boston College (Oct. 24, 2020)

**PRESSLEY HARVIN III**

**Punt Attempts:** 13 vs. No. 4 Georgia (Nov. 30, 2019)  
**Highest Punt Avg. (min. 2 att.):** 51.5 vs. Wake Forest (Oct. 21, 2017)  
**Longest Punt:** 70 vs. No. 14 UCF (Sept. 19, 2020)  
**Punt Yards:** 587 vs. No. 4 Georgia (Nov. 30, 2019)  
**50+ Yard Punts:** 5 at No. 7 Clemson (Oct. 28, 2017)  
**Punts Downed Inside 20:** 4, twice - last at Virginia (Nov. 4, 2017)  
**Pass Attempts:** 1, 3x - last at Boston College (Oct. 24, 2020)  
**Pass Completions:** 1 at Miami (Oct. 19, 2019)  
**Pass Yards:** 41 at Miami (Oct. 19, 2019)  
**Longest Receptions:** 41 at Miami (Oct. 19, 2019)  
**Passing TDs:** 1 at Miami (Oct. 19, 2019)

**JERRY HOWARD, JR.**

**Rush Attempts:** 12, 4x - last at No. 5 Georgia (Nov. 24, 2018)  
**Rush Yards:** 90 at North Carolina (Nov. 3, 2018)  
**Rush TDs:** 1, 7x - last vs. Virginia (Nov. 17, 2018)  
**Longest Rush:** 65, vs. Jacksonville State, (Sept. 9, 2017)  
**Receptions:** 2, twice - last at Duke (Oct. 12, 2019)  
**Receiving Yards:** 57 at No. 1 Clemson (Aug. 29, 2019)  
**Longest Reception:** 54 at No. 1 Clemson (Aug. 29, 2019)  
**Receiving TDs:** 1 at Duke (Oct. 12, 2019)  
**Punt Returns:** 1 vs. Pitt (Nov. 2, 2019)  
**Punt Return Yards:** 17 vs. Pitt (Nov. 2, 2019)  
**Kick Returns:** 2, twice - last vs. No. 7 Georgia (Nov. 25, 2017)  
**Kick Return Yards:** 36 at Duke (Nov. 18, 2017)  
**Longest Kick Return:** 20 vs. No. 7 Georgia (Nov. 25, 2017)  
**Tackles:** 3 at Duke (Oct. 12, 2019)  
**Blocked Kick:** 1, twice - last vs. Pitt (Nov. 2, 2019)

**JARED IVEY**

**Tackles:** 3 at NC State (Dec. 5, 2020)  
**Tackles for Loss:** 1.0 vs. No. 4 Notre Dame (Oct. 31, 2020)

**QUEZ JACKSON**

**Tackles:** 11 vs. No. 4 Notre Dame (Oct. 31, 2020)  
**Solo Tackles:** 7 at Florida State (Sept. 12, 2020)  
**Tackles for Loss:** 2.0 vs. USF (Sept. 7, 2019)  
**Sacks:** 1.0 vs. No. 1 Clemson (Oct. 17, 2020)  
**Fumbles Forced:** 1 vs. No. 4 Georgia (Nov. 30, 2019)  
**Fumbles Recovered:** 1 at Louisville (Oct. 9, 2020)  
**Pass Breakups:** 2 vs. No. 1 Clemson (Oct. 17, 2020)  
**Interceptions:** 1 at Florida State (Sept. 12, 2020)

**EMMANUEL JOHNSON**

**Tackles:** 1 vs. Duke (Nov. 28, 2020)

**KENAN JOHNSON**

**Tackles:** 4 at NC State (Dec. 5, 2020)  
**Solo Tackles:** 4 at NC State (Dec. 5, 2020)  
**Tackles for Loss:** 1.0 at No. 1 Clemson (Aug. 29, 2019)  
**Fumbles Forced:** 1 vs. NC State (Nov. 21, 2019)  
**Pass Breakups:** 1 vs. No. 1 Clemson (Oct. 17, 2020)

**BRUCE JORDAN-SWILLING**

**Rushing Attempts:** 3 vs. No. 1 Clemson (Oct. 17, 2020)  
**Rushing Yards:** 4 at Syracuse (Sept. 26, 2020)  
**Longest Rush:** 4 at Syracuse (Sept. 26, 2020)  
**Tackles:** 11 at Virginia (Nov. 4, 2017)  
**Solo Tackles:** 6 at Virginia (Nov. 4, 2017)  
**Tackles for Loss:** 1.5 at Duke (Oct. 12, 2019)  
**Sacks:** 1.5 at Duke (Oct. 12, 2019)  
**Fumbles Forced:** 1, twice - last at Louisville (Oct. 9, 2020)  
**Fumbles Recovered:** 1, 3x - last at Louisville (Oct. 9, 2020)  
**Interceptions:** 1 at Virginia (Nov. 4, 2017)  
**Pass Breakups:** 1 vs. Pittsburgh (Sept. 23, 2017)  
**Quarterback Hurries:** 1 at No. 7 Clemson (Oct. 28, 2017)  
**Touchdowns:** 1 at Virginia (Nov. 4, 2017) (interception return)

**JUDE KELLEY**

**Field Goals Made:** 1 at Florida State (Sept. 12, 2020)  
**Field Goals Attempted:** 3 at Florida State (Sept. 12, 2020)  
**Longest Field Goal:** 32 at Florida State (Sept. 12, 2020)

**KYLE KENNARD**

**Tackles:** 3 at NC State (Dec. 5, 2020)  
**Solo Tackles:** 2 at NC State (Dec. 5, 2020)  
**Tackles for Loss:** 1.5 at NC State (Dec. 5, 2020)

## CAREER HIGHS

## AUSTIN KENT

**Punt Attempts:** 3 vs. Duke (Nov. 28, 2020)**Punt Yards:** 124 vs. Duke (Nov. 28, 2020)**Longest Punt:** 51 vs. Duke (Nov. 28, 2020)

## JAYLON KING

**Tackles:** 6 vs. No. 4 Georgia (Nov. 30, 2019)**Solo Tackles:** 6 vs. No. 4 Georgia (Nov. 30, 2019)**Tackles for Loss:** 1.0, twice - last at Louisville (Oct. 9, 2020)**Pass Breakups:** 1 vs. No. 4 Georgia (Nov. 30, 2019)

## DEMETRIUS KNIGHT II

**Tackles:** 6 at Duke (Oct. 12, 2019)**Solo Tackles:** 1, 4x - last at Duke (Oct. 12, 2019)**Tackles for Loss:** 1.0, 3x - last vs. No. 14 UCF (Sept. 19, 2020)**Sacks:** 1.0 at Miami (Oct. 19, 2019)**Fumbles Forced:** 1, twice - last vs. No. 14 UCF (Sept. 19, 2020)**Pass Breakups:** 1, twice - last at Duke (Oct. 12, 2019)

## DYLAN LEONARD

**Receptions:** 1, 3x - last at Louisville (Oct. 9, 2020)**Receiving Yards:** 15 at Louisville (Oct. 9, 2020)**Longest Reception:** 15 at Louisville (Oct. 9, 2020)

## MIKE LOCKHART

**Total Tackles:** 4 at Boston College (Oct. 24, 2020)**Solo Tackles:** 1, 3x - last at Boston College (Oct. 24, 2020)**Tackles for Loss:** 1.0 at Florida State (Sept. 12, 2020)

## JOSEPH MACRINA

**Rushing Attempts:** 2, twice - last vs. Bowling Green, Sept. 29, 2018**Rushing Yards:** 8 vs. Alcorn State, Sept. 1, 2018**Longest Rush:** 4 yards, twice - last vs. Bowling Green, Sept. 29, 2018)

## JORDAN MASON

**Rush Attempts:** 22 vs. NC State (Nov. 21, 2019)**Rush Yards:** 141, twice - last vs. NC State (Nov. 21, 2019)**Rush TDs:** 3 at Virginia Tech (Oct. 25, 2018)**Longest Rush:** 48, twice - last vs. Duke (Nov. 28, 2020)**Receptions:** 3 vs. USF (Sept. 7, 2019)**Receiving Yards:** 37 at Boston College (Oct. 24, 2020)**Longest Reception:** 37 at Boston College (Oct. 24, 2020)

## SPENCE MASSEY

**Rush Attempts:** 3 vs. No. 1 Clemson (Oct. 17, 2020)**Rushing Yards:** 47 vs. No. 1 Clemson (Oct. 17, 2020)**Longest Rush:** 41 vs. No. 1 Clemson (Oct. 17, 2020)

## NATE McCOLLUM

**Receptions:** 1, twice - last at NC State (Dec. 5, 2020)**Receiving Yards:** 10 at NC State (Dec. 5, 2020)**Longest Receptions:** 10 at NC State (Dec. 5, 2020)**Rushing Attempts:** 1, twice - last at NC State (Dec. 5, 2020)**Rushing Yards:** 7 vs. Duke (Nov. 28, 2020)**Longest Rush:** 7 vs. Duke (Nov. 28, 2020)

## TYSON MEIGUEZ

**Tackles:** 1, twice - last at NC State (Dec. 5, 2020)

## KALEB OLIVER

**Tackles:** 7 vs. The Citadel (Sept. 14, 2019)**Solo Tackles:** 4 at No. 1 Clemson (Aug. 29, 2019)**Tackles for Loss:** 1.5 vs. Duke (Nov. 28, 2020)**Sacks:** 1.0, twice - last vs. Duke (Nov. 28, 2020)**Interceptions:** 1, three times - last at Temple (Sept. 28, 2019)**Longest Interception Return:** 25 vs. Alcorn St. (Sept. 1, 2018)**Fumbles Forced:** 1, twice - last vs. USF (Sept. 7, 2019)**Fumbles Recovered:** 1 vs. Duke (Nov. 28, 2020)**Pass Breakups:** 1, three times - last vs. USF (Sept. 7, 2019)

## TOBIAS OLIVER

**Pass Completions:** 4 at Temple (Sept. 28, 2019)**Pass Attempts:** 11 at Temple (Sept. 28, 2019)**Pass Yards:** 104 at North Carolina (Nov. 3, 2018)**Pass TDs:** 1, twice - last at North Carolina (Nov. 3, 2018)**Longest Pass:** 86 at North Carolina (Nov. 3, 2018)**Rush Attempts:** 40 at Virginia Tech (Oct. 25, 2018)**Rush Yards:** 215 at Virginia Tech (Oct. 25, 2018 (40 Carries)**Rush TDs:** 3 at Virginia Tech (Oct. 25, 2018)**Longest Rush:** 65 [T-8th], At Louisville, Oct. 05, 2018**Receptions:** 4 at Virginia (Nov. 9, 2019)**Receiving Yards:** 57 at Virginia (Nov. 9, 2019)**Receiving TDs:** 1 vs. NC State (Nov. 21, 2019)**Longest Reception:** 37 at Virginia (Nov. 9, 2019)**Kick Returns:** 3 vs. Virginia Tech (Nov. 16, 2019)**Kick Return Yards:** 96 vs. The Citadel (Sept. 14, 2019)**Longest Kick Return:** 52 vs. The Citadel (Sept. 14, 2019)**Tackles:** 3, twice - last vs. No. 4 Notre Dame (Oct. 31, 2020)**Solo Tackles:** 2 at Boston College (Oct. 24, 2020)

## ANTWAN OWENS

**Tackles:** 6 vs. The Citadel (Sept. 14, 2019)**Solo Tackles:** 4, twice - last at No. 1 Clemson (Aug. 29, 2019)**Sacks:** 1.0, twice - last vs. Pitt (Nov. 2, 2019)**Tackles for Loss:** 1.0, 3x - last vs. Pitt (Nov. 2, 2019)**Fumbles Recovered:** 1, twice - last vs. Duke (Nov. 28, 2020)**Interceptions:** 1 vs. North Carolina (Oct. 5, 2019)**Blocked Kicks:** 1 at Miami (Oct. 19, 2019)

## CURTIS RYANS

**Tackles:** 4, twice - last at Florida State (Sept. 12, 2020)**Solo Tackles:** 4 vs. Virginia Tech (Nov. 16, 2019)**Tackles for Loss:** 2.0 at Florida State (Sept. 12, 2020)**Fumbles Forced:** 2 at Florida State (Sept. 12, 2020)

## ADONICAS SANDERS

**Receptions:** 7 at NC State (Dec. 5, 2020)**Receiving Yards:** 105 at NC State (Dec. 5, 2020)**Longest Reception:** 39 vs. North Carolina (Oct. 5, 2019)**Receiving TDs:** 1 vs. Duke (Nov. 28, 2020)

## AVERY SHOWELL

**Tackles:** 7, twice - last vs. No. 1 Clemson (Oct. 17, 2020)**Solo Tackles:** 6 vs. No. 1 Clemson (Oct. 17, 2020)**Fumbles Recovered:** 1 vs. No. 14 UCF (Sept. 19, 2020)**Pass Breakups:** 1, 3x - last vs. Duke (Nov. 28, 2020)**Kick Returns:** 1 vs. Bowling Green, Sept. 29, 2018**Kick Return Yards:** 14 yards vs. Bowling Green (Sept. 29, 2018)**Longest Kick Return:** 14 yards vs. Bowling Green (Sept. 29, 2018)

## JEFF SIMS

**Rushing Attempts:** 17 at NC State (Dec. 5, 2020)**Rushing Yards:** 108 vs. Duke (Nov. 28, 2020)**Rushing TDs:** 1, 3x - last at Louisville (Oct. 9, 2020)**Longest Rush:** 34 at NC State (Dec. 5, 2020)**Pass Attempts:** 36 vs. No. 14 UCF (Sept. 19, 2020)**Pass Completions:** 23 at Florida State (Sept. 12, 2020)**Passing Yards:** 277 at Florida State (Sept. 12, 2020)**Passing TDs:** 3 vs. Duke (Nov. 28, 2020)**Longest Pass:** 59 vs. No. 1 Clemson (Oct. 17, 2020)

## MYLES SIMS

**Tackles:** 5, twice - last at Florida State (Sept. 12, 2020)**Solo Tackles:** 5 vs. No. 4 Georgia (Nov. 30, 2019)**Tackles for Loss:** 1.0 at NC State (Dec. 5, 2020)**Pass Breakups:** 2 at Florida State (Sept. 12, 2020)

## DEVIN SMITH

**Tackles:** 1, twice - last at Temple (Sept. 28, 2019)**Solo Tackles:** 1, twice - last at Temple (Sept. 28, 2019)

## DONTAE SMITH

**Rush Attempts:** 9 at NC State (Dec. 5, 2020)**Rushing Yards:** 75 at Syracuse (Sept. 26, 2020)**Longest Rush:** 36 vs. Duke (Nov. 28, 2020)**Rushing TDs:** 2 vs. Duke (Nov. 28, 2020)**Receptions:** 2, twice - last vs. No. 14 UCF (Sept. 19, 2020)**Receiving Yards:** 32 at Florida State (Sept. 12, 2020)**Longest Reception:** 20 at Florida State (Sept. 12, 2020)**Kick Returns:** 3 vs. North Carolina (Oct. 5, 2019)**Kick Return Yards:** 77 vs. North Carolina (Oct. 5, 2019)**Longest Kick Return:** 31 vs. North Carolina (Oct. 5, 2019)

## GAVIN STEWART

**Field Goal Attempts:** 2 at NC State (Dec. 5, 2020)**Longest FG Attempt:** 26 at NC State (Dec. 5, 2020)**Kick PATs:** 8 vs. Duke (Nov. 28, 2020)

## AKELO STONE

**Tackles:** 1, twice - vs. Duke (Nov. 28, 2020)**Solo Tackles:** 1 vs. Duke (Nov. 28, 2020)**Tackles for Loss:** 1.0 vs. Duke (Nov. 28, 2020)

## TRE SWILLING

**Tackles:** 6, twice - last vs. Duke (Nov. 28, 2020)**Solo Tackles:** 4 at Louisville (Oct. 5, 2018)**Sacks:** 1.0 vs. Duke (Oct. 13, 2018)**Tackles for Loss:** 1.0, 3x - last vs. Pitt (Nov. 2, 2019)**Interceptions:** 1, twice - last at No. 1 Clemson (Aug. 29, 2019)**Longest INT Return:** 41 yards at No. 1 Clemson (Aug. 29, 2019)**Fumbles Forced:** 1 vs. Duke (Oct. 13, 2018)**Fumbles Recovered:** 1, 3x - vs. Duke (Nov. 28, 2020)**Pass Breakups:** 2, 3x - last at Virginia (Nov. 9, 2019)

## CHARLIE THOMAS

**Tackles:** 9, twice - last vs. USF (Sept. 7, 2019)**Solo Tackles:** 7 vs. USF (Sept. 7, 2019)**Sacks:** 2.0, 3x - last vs. No. 14 UCF (Sept. 19, 2020)**Tackles for Loss:** 3.0 vs. No. 14 UCF (Sept. 19, 2020)**Fumbles Forced:** 1, three times - last vs. The Citadel (Sept. 14, 2019)**Fumbles Recovered:** 2 at Louisville (Oct. 5, 2018)**Safeties:** 1 at Temple (Sept. 28, 2019)**Pass Breakups:** 1, 3x - last vs. NC State (Nov. 21, 2019)

## JUANYEH THOMAS

**Tackles:** 10 at Syracuse (Sept. 26, 2020)**Solo Tackles:** 8 vs. Pitt (Nov. 2, 2019)**Tackles for Loss:** 2.0 vs. Pitt (Nov. 2, 2019)**Fumbles Forced:** 1, twice - last vs. No. 4 Notre Dame (Oct. 31, 2020)**Fumbles Recovered:** 1 vs. Miami (Fla.) (Nov. 10, 2018)**Pass Breakups:** 2 at Virginia (Nov. 9, 2019)**Interceptions:** 1, 3x - last vs. No. 14 UCF (Sept. 19, 2020)**Longest Interception Return:** 95 at Louisville (Oct. 5, 2018)**Punt Returns:** 3 vs. Alcorn St. (Sept. 1, 2018)**Punt Return Yards:** 31 vs. Alcorn St. (Sept. 1, 2018)**Longest Punt Return:** 25 vs. Alcorn St. (Sept. 1, 2018)**Kick Returns:** 6 at USF (Sept. 8, 2018)**Kick Return Yards:** 134 at USF (Sept. 08, 2018)**Longest Kick Return:** 100 at No. 5 Georgia (Nov. 24, 2018)

## WESLEY WALKER

**Tackles:** 7, twice - last at NC State (Dec. 5, 2020)**Solo Tackles:** 5 at Louisville (Oct. 9, 2020)**Tackles for Loss:** 1.0, twice - last at NC State (Dec. 5, 2020)**Pass Breakups:** 2 vs. No. 14 UCF (Sept. 19, 2020)

## ZAMARI WALTON

**Tackles:** 7 at Florida State (Sept. 12, 2020)**Solo Tackles:** 5, twice - last vs. NC State (Nov. 21, 2019)**Pass Breakups:** 2, twice - last at Temple (Sept. 28, 2019)**Interceptions:** 1, twice - last vs. No. 1 Clemson (Oct. 17, 2020)**Fumbles Recovered:** 1 vs. No. 4 Notre Dame (Oct. 31, 2020)

## JORDAN YATES

**Pass attempts:** 11 vs. Virginia Tech (Nov. 16, 2019)**Pass completions:** 4 vs. Virginia Tech (Nov. 16, 2019)**Passing Yards:** 38 vs. Virginia Tech (Nov. 16, 2019)**Longest Pass:** 17 vs. Virginia Tech (Nov. 16, 2019)**Rush Attempts:** 10 vs. Virginia Tech (Nov. 16, 2019)**Rushing Yards:** 16 vs. Virginia Tech (Nov. 16, 2019)**Longest Rush:** 13 yards vs. Virginia Tech (Nov. 16, 2019)

## SYLVAIN YONDJOUE

**Tackles:** 4 at Duke (Oct. 12, 2019)**Solo Tackles:** 2 at Duke (Oct. 12, 2019)**Tackles for Loss:** 1.0, 3x - last at Syracuse (Sept. 26, 2020)

## STARTING LINEUPS, ETC.

OFFENSIVE STARTERS	QB	RB	WR	WR	WR	TE	LT	LG	C	RG	RT
Florida State	J. Sims	Mason	Brown	Carter	Camp	Deveney	Quinney	DeFoor	Minihan	Johnson	Williams
UCF	J. Sims	J. Griffin	Brown	Carter	Camp	Sanders^	Quinney	DeFoor	Minihan	Johnson	Williams
Syracuse	J. Sims	J. Gibbs	Brown	Carter	Ward*	Coco	Quinney	DeFoor	Minihan	Johnson	Williams
Louisville	J. Sims	J. Gibbs	Brown	Carter	Camp	Deveney	Quinney	DeFoor	Minihan	Johnson	Williams
Clemson	J. Sims	J. Gibbs	Brown	Carter	Camp	Brown^	Quinney	DeFoor	Minihan	Johnson	Williams
Boston College	J. Sims	J. Gibbs	Brown	Carter	Camp	Leonard	Quinney	DeFoor	Minihan	Johnson	Williams
Notre Dame	J. Sims	J. Gibbs	Brown	Carter	Camp	Leonard	Quinney	DeFoor	Minihan	Johnson	Williams
Duke	J. Sims	J. Gibbs	Harris	Carter	Camp	Deveney	Quinney	DeFoor	Minihan	Johnson	Clark
NC State	J. Sims	Mason	Harris	Carter	Camp	Deveney	Quinney	DeFoor	Minihan	Johnson	Clark

Pitt  
Miami (Fla.)

^WR \*TE

DEFENSIVE STARTERS	DE	DT	DT	DE	LB	LB	S	S	S	CB	CB
Florida State	Domineck	Brooks	Griffin	Ryans	Curry	Jackson	J. Thomas	Carpenter	K. Oliver (N)	M. Sims	Z. Walton
UCF	Domineck	Brooks	Walker (N)	Yondjouen	Curry	Jackson	J. Thomas	Carpenter	K. Oliver (N)	M. Sims	Z. Walton
Syracuse	Domineck	Brooks	Griffin	Yondjouen	Curry	Jackson	J. Thomas	Carpenter	K. Oliver (N)	K. Johnson	Z. Walton
Louisville	Domineck	Brooks	Douse	Clayton	Curry	Jackson	J. Thomas	Carpenter	C. Thomas (N)	Swilling	Z. Walton
Clemson	Clayton	Brooks	Lockhart	Ryans	Curry	Jackson	J. Thomas	Carpenter	Walker (N)	Swilling	Z. Walton
Boston College	Clayton	Brooks	Lockhart	Kennard	Curry	Jackson	J. Thomas	Showell	Walker (N)	Swilling	Z. Walton
Notre Dame	Bennett	Brooks	Lockhart	Ryans	Curry	Jackson	J. Thomas	Carpenter	C. Thomas (N)	Swilling	Z. Walton
Duke	Bennett	Brooks	Griffin	Clayton	Curry	Jackson	J. Thomas	Carpenter	K. Oliver (N)	Swilling	Z. Walton
NC State	Ivey	Stone	Lockhart	Kennard	Curry	Jackson	J. Thomas	Carpenter	Walker (N)	K. Johnson	Z. Walton

Pitt  
Miami (Fla.)

(N) = Nickel

## GAME INFORMATION

	TECH CAPTAINS	COIN TOSS	GT KO/REC.	GT 1ST OFF. PLAY	GT 1ST POSSESSION	OPP. 1ST POSSESSION	KICKOFF TIME	GAME LENGTH	GT HELMET	GT JERSEY	GT PANTS
Florida State	Brooks, Camp Curry, DeFoor	FSU	Rec.	Sims pass 8 Carter	Interception	Touchdown	4:00	5:02	Gold	White/Blue	Blue/Gold
UCF	Brown, Howard Askew, Johnson	UCF	Rec.	Sims 15 rush	Touchdown	Touchdown	3:36	3:50	White	White/Gold	White/Blue
Syracuse	J. Thomas, Carter T. Oliver, Cooper	CUSE	Rec.	Gibbs 0 rush	Punt	Punt	12:05	4:07	Gold	White/Blue	Gold/Blue
Louisville	Swilling, Harvin Quinney, Brooks	GT	Kick	Sims 7 rush	Touchdown	Fumble	7:04	10:36	Gold	Blue/Gold	Blue/Gold
Clemson	Brown, Curry, Clayton, DeFoor	GT	Rec.	Gibbs 6 rush	Punt	Fumble	12:06	3:22	Gold	White/Gold	Gold/Blue
Boston College	Johnson, Quinney Swilling, Walton	BC	Rec.	Gibbs 8 rush	Downs	Touchdown	4:03	3:22	White	White/Blue	Blue/Gold
Notre Dame	Brooks, J. Thomas T. Oliver, Mason	GT	Kick	Gibbs 0 rush	Punt	Touchdown	3:41	3:10	Gold	Black/White	Black/Gold
Duke	Brooks, Howard Curry, R. Johnson	Duke	Rec.	Sims pass 2 Gibbs	Touchdown	Punt	7:05	3:48	Gold	Blue/Gold	White/Blue
NC State	Carpenter, Quinney Swilling, DeFoor	GT	Kick	Sims pass 0 Deveney	Punt	Punt	4:03	3:21	White	White/Blue	White/Blue

Pitt

Miami (Fla.)

\* touchdown

## TURNOVERS

## GEORGIA TECH TAKEAWAYS

NO.	OPP.	QTR	TURNOVER	DEFENDER(S)	LED TO	PTS. OFF
1.	FSU (3)	2	Interception	Quez Jackson	Missed FG	0
2.		4	Fumble	C. Ryans (F); D. Curry (R)	FG	3
3.		4	Fumble	C. Ryans (F); D. Brooks (R)	Punt	0
4.	UCF (2)	2	Fumble	D. Knight (F); A. Showell (R)	INT	0
5.		3	Interception	Juanyeh Thomas	Punt	0
6.	CUSE (1)	2	Interception	Zamari Walton	TD	7
7.	LOU (3)	1	Fumble	C. Thomas (F); Q. Jackson (R)	TD	7
8.		3	Fumble	B. Jordan-Swilling (F); Jordan-Swilling (R)	TD	7
9.		4	Fumble	Domineck (F); Domineck (R)	TD	7
10.	CLEM (2)	1	Fumble	Ryans (F); Swilling (R)	Punt	0
11.		1	Interception	Zamari Walton	Downs	0
12.	ND (1)	2	Fumble	J. Thomas (F); Walton (R)	TD	7*
13.	DUKE (5)	2	Fumble	Kaleb Oliver (R)	TD	7
14.		2	Fumble	Jordan Domineck (F, R)	TD	7*
15.		3	Interception	Tariq Carpenter	TD	7
16.		3	Fumble	Curry (F); Swilling (R)	Fumble	0
17.		3	Fumble	Antwan Owens (R)	Downs	0

\* Defensive touchdown

Points

59

## GEORGIA TECH GIVEAWAYS

NO.	OPP.	QTR	TURNOVER	OFFENSIVE PLAYER	LED TO	PTS. OFF
1.	FSU (2)	1	Interception	Jeff Sims	TD	7
2.		2	Interception	Jeff Sims	FG	3
3.	UCF (5)	1	Fumble	Jeff Sims	Punt	0
4.		2	Interception	Jeff Sims	TD	7
5.		3	Fumble	Jamious Griffin	INT	0
6.		4	Interception	Jeff Sims	TD	7
7.		4	Fumble	Dontae Smith	End-of-Game	0
8.	CUSE (5)	1	Interception	Jeff Sims	FG	3
9.		1	Interception	Jeff Sims	TD	7
10.		3	Interception	Jeff Sims	Missed FG	0
11.		4	Interception	Jeff Sims	TD*	7
12.		4	Fumble	Jordan Yates	Downs	0
13.	CLEM (3)	1	Fumble	Jeff Sims	FG	3
14.		2	Interception	Jeff Sims	TD	7
15.		3	Fumble	Jeff Sims	TD	7
16.	BC (3)	1	Fumble	Jeff Sims	TD	7
17.		2	Fumble	Jordan Mason	TD*	7
18.		3	Interception	Jeff Sims	TD	7
19.	ND (1)	3	Fumble	Jeff Sims	TD	7
20.	DUKE (3)	1	Fumble	N. McCollum	TD	7*
		2	Interception	Jeff Sims	FG	3
		3	Fumble	Dontae Smith	Fumble	0

\* Defensive touchdown

Points

96



## DRIVES

## DRIVE CHART

DISPLAYED GEORGIA TECH/OPPONENT

	Possessions	TDs	FGs Made	FGs Missed	Fum.	Int.	Safety	Punt	Downs	Half	Game	80+yard Drives	3 and Out
Florida State	12/11	2/1	1/2	2/1	0/2	2/1	0/0	3/3	0/1	2/0	1/0	1/0	0/3
UCF	15/16	3/7	0/0	1/0	3/1	2/1	0/0	4/3	2/1	0/2	0/1	0/20	4/3
Syracuse	17/17	3/5	0/1	1/1	1/0	4/1	0/0	7/6	0/2	1/1	1/0	0/0	6/5
Louisville	13/13	7/4	0/0	0/0	0/3	0/0	0/0	5/4	0/1	1/1	0/1	0/2	2/0
Clemson	18/17	1/10	0/1	0/0	2/1	1/1	0/0	9/4	3/0	2/0	1/0	0/4	12/5
Boston College	14/14	4/6	0/2	0/0	2/0	1/0	0/0	4/3	2/0	0/2	0/1	1/0	6/1
Notre Dame	11/10	2/4	0/1	1/0	1/1	0/0	0/0	4/3	2/0	1/1	0/1	0/1	1/2
Duke	19/18	8/4	0/1	0/0	2/4	1/1	1/0	3/6	2/2	2/0	1/0	0/0	5/5
NC State	10/11	1/2	2/2	0/0	0/0	0/0	0/0	4/3	3/1	0/2	0/1	1/1	2/1

Pitt

Miami (Fla.)

## TOTALS

## GEORGIA TECH SCORING DRIVES

	QTR	TD	FG	PLAYERS	PLAY	PL	YDS	TIME
Florida State	3	X		Jordan Mason	19-yd rush	14	80	4:35
	4	X		Malachi Carter from Jeff Sims	15-yd pass	8	72	2:40
	4		X	Jude Kelley	32-yd FG	4	15	1:50
UCF	1	X		Jeff Sims	1-yd rush	3	21	0:43
	2	X		Jahmyr Gibbs from Jeff Sims	9-yd pass	10	75	1:03
	4	X		Jahmyr Gibbs	33-yd rush	5	56	1:41
CUSE	2	X		Jahmyr Gibbs from Jeff Sims	24-yd pass	7	63	2:03
	2	X		Jeff Sims	1-yd rush	7	75	3:47
	3	X		Jamious Griffin	3-yd rush	5	67	1:58
LOU	1	X		Jahmyr Gibbs	12-yd rush	8	64	2:50
	2	X		Jalen Camp from Ahmearan Brown	9-yd pass	4	75	0:49
	3	X		Jamious Griffin	3-yd rush	7	66	2:11
	3	X		Jeff Sims	22-yd rush	3	27	1:08
	4	X		Jahmyr Gibbs from Jeff Sims	19-yd pass	4	51	2:26
	4	X		Malachi Carter from Jeff Sims	34-yd pass	5	67	2:49
	4	X		Dontae Smith	12-yd rush	3	18	1:00
CLEM	1	X		Jalen Camp from Jeff Sims	59-yd pass	4	75	1:23
BC	2	X		Ahmearan Brown from Jeff Sims	32-yd pass	2	53	0:24
	2	X		Peje Harris from Jeff Sims	31-yd pass	6	91	2:20
	3	X		Jeff Sims	1-yd rush	15	75	7:10
	4	X		Ahmearan Brown	2-yd rush	9	55	4:21
ND	2	X		Zamari Walton	98-yd FUM recovery			
	4	X		Jordan Mason	1-yd rush	8	69	2:42
DUKE	1	X		Jahmyr Gibbs	61-yd rush	4	75	1:16
	1	X		Malachi Carter from Jeff Sims	12-yd pass	6	75	2:28
	2	X		Jahmyr Gibbs	26-yd rush	5	42	1:25
	2	X		Jordan Domineck	0-yd FUM recovery			
	3	X		Jalen Camp from Jeff Sims	24-yd pass	1	24	0:07
	3	X		Adonias Sanders from Jeff Sims	24-yd pass	4	65	1:42
	4	X		Dontae Smith	36-yd rush	7	64	3:26
	4	X		Dontae Smith	22-yd rush	7	50	2:49
NCSU	2	X		Jeff Sims	34-yd rush	8	75	2:32
	3		X	Gavin Stewart	26-yd FG	14	68	6:07
	4		X	Gavin Stewart	22-yd FG	16	85	7:02

## OPPONENT SCORING DRIVES

	QTR	TD	FG	PLAYERS	PLAY	PL	YDS	TIME
Florida State	1	X		H. Keyshawn from J. Blackmon	3-yd pass	7	52	2:07
	1		X	G. Parker	37-yd FG	11	61	4:49
	3		X	G. Parker	53-yd FG	13	35	5:03
UCF	1	X		T. Nixon from D. Gabriel	6-yd pass	8	75	2:07
	2	X		M. Williams from D. Gabriel	8-yd pass	12	80	2:59
	2	X		G. McCrae	21-yd rush	9	90	2:55
	2	X		T. Nixon from D. Gabriel	25-yd pass	4	35	1:18
	4	X		O. Anderson	1-yd rush	6	75	1:32
	4	X		M. Williams from D. Gabriel	7-yd pass	8	63	3:43
	4	X		B. Thompson	4-yd rush	4	20	1:56
CUSE	1	X		S. Tucker	38-yd rush	6	69	2:21
	1		X	A. Szmyt	47-yd FG	4	0	0:52
	1	X		S. Tucker	4-yd rush	7	37	2:48
	2	X		T. Harris from T. Devito	46-yd pass	2	47	0:40
	3	X		N. Johnson from T. Devito	43-yd pass	3	65	0:49
LOU	4			T. Williams	43-yd INT Return			
	1	X		M. Ford from M. Cunningham	3-yd pass	8	45	4:10
	2	X		M. Cunningham	2-yd rush	12	80	5:47
	2	X		T. Atwell from M. Cunningham	26-yd pass	11	87	4:03
CLEM	3	X		M. Cunningham	11-yd rush	12	75	6:02
	1	X		C. Powell from T. Lawrence	5-yd pass	5	41	1:39
	1	X		A. Rodgers from T. Lawrence	83-yd pass	1	83	0:11
	1		X	B.T. Potter	30-yd FG	4	3	2:04
BC	2	X		D. Allen from T. Lawrence	34-yd pass	6	62	2:28
	2	X		N. Pinckney	1-yd rush	9	80	4:27
	2	X		F. Ladson, Jr. from T. Lawrence	8-yd pass	7	68	2:59
	2	X		T. Etienne	3-yd rush	2	7	0:27
	2	X		A. Rodgers from T. Lawrence	16-yd pass	3	68	0:31
	3	X		C. Mellusi	5-yd rush	2	5	0:09
	4	X		K. Pace from H. Helms	7-yd pass	16	83	6:26
	4	X		A. Ajou from H. Helms	35-yd pass	5	91	2:28
ND	1	X		C. Lewis from P. Jurkovec	7-yd pass	10	71	5:11
	1	X		C. Lewis from P. Jurkovec	5-yd pass	4	22	2:20
	2		X	A. Bomerhi	41-yd FG	9	62	3:18
	2	X		M. Palmer	33-yd FUM recovery			
	2	X		Z. Flowers	22-yd rush	5	39	2:04
	2		X	A. Bomerhi	27-yd FG	14	65	6:43
	3	X		D. Bailey	34-yd rush	5	75	2:11
DUKE	3	X		D. Bailey	4-yd rush	3	12	0:51
	1	X		J. Wilkins, Jr. from I. Book	8-yd pass	15	81	8:38
	2	X		K. Williams	2-yd rush	7	75	3:48
	2		X	J. Doerer	32-yd FG	8	35	2:10
	3	X		K. Williams	4-yd rush	6	65	2:56
	4	X		C. Flemister	3-yd rush	9	74	4:32
	1	X		Shaka Heyward	0-yd FUM recovery			
NCSU	2	X		Mataeo Durant	1-yd rush	11	57	3:49
	2	X		Mataeo Durant from Chase Brice	30-yd pass	6	63	2:14
	2			Shaka Heyward safety				
	2		X	Charlie Ham	35-yd FG	4	0	0:18
	3	X		Jarett Garner from Chase Brice	28-yd pass	6	63	2:15
	1		X	C. Dunn	40-yd FG	13	57	4:32
	2	X		R. Person	20-yd rush	4	45	1:32
DUKE	2	X		Z. Knight	5-yd rush	6	88	2:00
	2		X	C. Dunn	20-yd FG	8	62	3:25
	4		X	C. Dunn	39-yd FG	9	59	3:14

## TOUCHDOWN DRIVES SUMMARY

	GT	OPP
Touchdown plays of 20-plus yards	14	13
Touchdown plays of 50-plus yards	2	1
Touchdown drives of 80-plus yards	2	10
Touchdown drives of 90-plus yards	1	2
Touchdown drives of 20 yards or less	1	4
Touchdown drives of 5:00 or more	1	6
Touchdown drives of 7:00 or more	1	1
Touchdown drives of 3:00 or less	23	32
Touchdown drives of 2:00 or less	13	15
Touchdown drives of 1:00 or less	5	9
Touchdown drives of 5 plays or less	14	13
Touchdown drives of 10 plays or more	3	9
Touchdown drives of 1 play	1	1

does not include special teams or defensive touchdowns

## BIG PLAYS

### GEORGIA TECH BIG PLAYS (20+ YARDS)

NO.	OPPONENT	PLAYER(S)	PLAY	DOWN-DIST.	YDS.	* Touchdown
1.	Florida State	Marquez Ezzard from Jeff Sims	Pass	2-18	45	
		Jalen Camp from Jeff Sims	Pass	2-3	23	
		Dontae Smith	KO Return		22	
		Dontae Smith	KO Return		21	
		Dontae Smith from Jeff Sims	Pass	1-10	20	
2.	UCF	Jahmyr Gibbs	KO Return		75	
		Jahmyr Gibbs	Rush	1-10	33*	
		Jamious Griffin from Jeff Sims	Pass	3-5	25	
		Peje Harris from Jeff Sims	Pass	1-10	23	
		Jahmyr Gibbs from Jeff Sims	Pass	2-10	23	
		Jahmyr Gibbs from Jeff Sims	Pass	2-4	20	
3.	Syracuse	Ahmarean Brown from Jeff Sims	Pass	2-17	40	
		Dontae Smith	Rush	1-10	30	
		Malachi Carter from Jeff Sims	Pass	2-33	29	
		Dontae Smith	Rush	2-6	27	
		Jahmyr Gibbs	Rush	3-10	24	
		Jahmyr Gibbs from Jeff Sims	Pass	4-8	24*	
		Jalen Camp from Jeff Sims	Pass	1-15	23	
4.	Louisville	Jahmyr Gibbs from Jeff Sims	Pass	1-10	41	
		Malachi Carter from Jeff Sims	Pass	1-10	41	
		Malachi Carter from Jeff Sims	Pass	2-9	34*	
		Adonias Sanders from Jeff Sims	Pass	3-10	33	
		Ahmarean Brown from Jeff Sims	Pass	2-4	30	
		Jeff Sims	Rush	3-5	22*	
5.	Clemson	Jalen Camp from Jeff Sims	Pass	1-10	59*	
		Spence Massey	Rush	3-4	41	
		Dontae Smith	KO Return		27	
		Dontae Smith	Rush	2-10	23	
6.	Boston College	Jordan Mason from Jeff Sims	Pass	3-5	37	
		Ahmarean Brown from Jeff Sims	Pass	1-10	32*	
		Peje Harris from Jeff Sims	Pass	2-6	31*	
		Jahmyr Gibbs	KO Return		30	
		Jahmyr Gibbs from James Graham	Pass	4-7	28	
		Jeff Sims	Rush	1-10	25	
		Ahmarean Brown from Jeff Sims	Pass	2-7	24	
		Jahmyr Gibbs	KO Return		24	
		Dontae Smith	KO Return		20	
7.	Notre Dame	Zamari Walton	FUM Return		93*	
		Jalen Camp from Jeff Sims	Pass	2-10	39	
		Jahmyr Gibbs from Jeff Sims	Pass	3-5	34	
8.	Duke	Jahmyr Gibbs	Rush	1-10	61*	
		Jordan Mason	Rush	3-3	48	
		Tariq Carpenter	INT Return		43	
		Jahmyr Gibbs from Jeff Sims	Pass	1-10	42	
		Dontae Smith	Rush	1-10	36*	
		Dontae Smith	KO Return		30	
		Jeff Sims	Rush	1-10	28	
		Jahmyr Gibbs	Rush	2-10	26*	
		Adonias Sanders from Jeff Sims	Pass	1-10	24*	
		Jalen Camp from Jeff Sims	Pass	1-10	24*	
		Jeff Sims	Rush	3-8	23	
		Dontae Smith	Rush	1-10	22*	
9.	NC State	Jeff Sims	Rush	2-10	34*	
		Dontae Smith	Rush	2-20	23	
		Adonias Sanders from Jeff Sims	Pass	2-7	22	
		Jordan Mason	Rush	1-10	20	

### OPPONENT BIG PLAYS (20+ YARDS)

NO.	OPPONENT	PLAYER(S)	PLAY	DOWN-DIST.	YDS.	* Touchdown
1.	Florida State	Asante Samuel	INT Return		38	
		Asante Samuel	INT Return		36	
		Camren McDonald from James Blackman	Pass	2-1	27	
		Warren Thompson from James Blackman	Pass	1-10	24	
2.	UCF	Tre Nixon from Dillon Gabriel	Pass	1-10	49	
		Jaylon Robinson from Dillon Gabriel	Pass	2-11	48	
		Marlon Williams from Dillon Gabriel	Pass	2-10	40	
		Tre Nixon from Dillon Gabriel	Pass	1-10	25*	
		Marlon Williams from Dillon Gabriel	Pass	3-6	25	
		Marlon Williams from Dillon Gabriel	Pass	3-6	24	
		Jaylon Robinson from Dillon Gabriel	Pass	2-7	24	
		Otis Anderson	Rush	1-15	23	
		Marlon Williams from Dillon Gabriel	Pass	2-6	21	
		Greg McCrae	Rush	2-12	21*	
3.	Syracuse	Ja'Had Carter (Trill Williams scored on lateral)	INT Return		66*	
		Nykeim Johnson	KO Return		49	
		Trill Williams	INT Return		47	
		Taj Harris from Tommy Devito	Pass	2-9	46*	
		Nykeim Johnson from Tommy Devito	Pass	1-10	43*	
		Seab Tucker	Rush	3-2	38*	
		Nykeim Johnson from Tommy Devito	Pass	1-10	36	
		Nykeim Johnson	KO Return		26	
4.	Louisville	Hassan Hall	KO Return		42	
		Dez Fitzpatrick from Malik Cunningham	Pass	3-10	36	
		Hassan Hall	KO Return		28	
		Hassan Hall	Rush	2-9	28	
		Javian Hawkins	Rush	3-16	27	
		Tutu Atwell from Malik Cunningham	Pass	1-10	26*	
		Marshon Ford from Malik Cunningham	Pass	2-10	25	
		Javian Hawkins	Rush	1-10	24	
		Marshon Ford from Malik Cunningham	Pass	2-15	23	
		Marshon Ford from Malik Cunningham	Pass	3-3	20	
5.	Clemson	Amari Rodgers from Trevor Lawrence	Pass	1-10	83*	
		Ajou Ajou from Hunter Helms	Pass	1-10	35*	
		Amari Rodgers from Trevor Lawrence	Pass	2-9	35	
		Davis Allen from Trevor Lawrence	Pass	1-10	34*	
		Davis Allen from Trevor Lawrence	Pass	1-10	31	
		Nolan Turner	INT Return		31	
		Michel Dukes	Rush	2-1	29	
		Cornell Powell from Trevor Lawrence	Pass	3-4	24	
		Travis Etienne from Trevor Lawrence	Pass	3-3	22	
		Lyn-J Dixon	Rush	1-10	21	
		Brannon Spector from Trevor Lawrence	Pass	1-15	20	
6.	Boston College	David Bailey	Rush	1-10	34*	
		Mike Palmer	FUM Return		33*	
		CJ Lewis from Phil Jurkovec	Pass	3-4	30	
		Phil Jurkovec	Rush	2-8	28	
		Phil Jurkovec	Rush	2-7	24	
		Zay Flowers	Rush	3-4	22*	
7.	Notre Dame	Javon McKinley from Ian Book	Pass	3-8	34	
		Javon McKinley from Ian Book	Pass	1-10	31	
		Chris Tyree	Rush	1-10	21	
		C'Bo Flemister	Rush	1-10	21	
		Kyren Williams from Ian Book	Pass	2-6	20	
		Chris Tyree	KO Return		20	
8.	Duke	Dennis Smith from Chase Brice	Pass	4-8	44	
		Jaylen Stinson	KO Return		40	
		Michael Carter II	INT Return		33	
		Jaylen Stinson	KO Return		30	
		Mataeo Durant from Chase Brice	Pass	3-9	30*	
		Jarett Garner from Chase Brice	Pass	1-10	28*	
		Jaylen Stinson	KO Return		23	
		Deon Jackson	Rush	2-2	23	
		D. Phillyaw-Johnson	KO Return		23	
		D. Phillyaw-Johnson	KO Return		22	
		Jalon Calhoun from Chase Brice	Pass	1-10	22	
		Jaylen Stinson	KO Return		22	
9.	NC State	Devub Carter from Bailey Hockman	Pass	3-5	36	
		C.J. Riley from Bailey Hockman	Pass	1-10	36	
		Zonavan Knight	KO Return		26	
		Zonavan Knight	KO Return		23	
		Emeka Emezie from Bailey Hockman	Pass	3-5	22	
		Thayer Thomas from Bailey Hockman	Pass	2-21	21	
		Ricky Person, Jr.	Rush	1-10	20*	

### BIG PLAYS FROM SCRIMMAGE SUMMARY

RUSH/CATCH	20-29	30-39	40-49	50-59	60-69	70-79	80-89	90-99	TOT
Jahmyr Gibbs	5 (2/3)	1 (0/1)	2 (0/2)		1 (1/0)				8
Dontae Smith	4 (4/0)	3 (2/1)							7
Jalen Camp	3 (0/3)	1 (0/1)		1 (0/1)					5
Jeff Sims	4 (4/0)	1 (1/0)							5
Ahmarean Brown	1 (0/1)	2 (0/2)	1 (0/1)						4
Malachi Carter	1 (0/1)	1 (0/1)	1 (0/1)						3
Jordan Mason	1 (1/0)	1 (0/1)	1 (1/0)						3
Adonias Sanders	1 (0/1)	1 (0/1)							2
Marquez Ezzard			1 (0/1)						1
Peje Harris		1 (0/1)							1
Spence Massey			1 (1/0)						1
<b>Totals</b>	<b>20 (11/9)</b>	<b>12 (3/9)</b>	<b>7 (2/5)</b>	<b>1 (0/1)</b>	<b>1 (1/0)</b>				<b>40</b>
<b>Opponents</b>	<b>33 (15/18)</b>	<b>15 (2/12)</b>	<b>6 (0/6)</b>				<b>1 (0/1)</b>		<b>55</b>
PASSING	20-29	30-39	40-49	50-59	60-69	70-79	80-89	90-99	TOT
Jeff Sims	10	9	5	1					25
James Graham	1								1
<b>Totals</b>	<b>11</b>	<b>9</b>	<b>5</b>	<b>1</b>					<b>26</b>
<b>Opponents</b>	<b>18</b>	<b>12</b>	<b>6</b>				<b>1</b>		<b>37</b>

## THE LAST TIME IT HAPPENED ...

## TEAM

	GEORGIA TECH	OPPONENT
<b>Scored 50 Points</b>	Nov. 28, 2020 vs. Duke (56)	Oct. 17, 2020 by No. 1 Clemson (73)
<b>Scored 50 Points, ACC Game</b>	Nov. 28, 2020 vs. Duke (56)	Aug. 29, 2019 by No. 1 Clemson (52)
<b>Scored 35 Points, Half</b>	Oct. 5, 2018 at Louisville (35/2nd)	Oct. 17, 2020 by No. 1 Clemson (1st/52)
<b>Scored 28 Points, Quarter</b>	Sept. 3, 2015 vs. Alcorn State (34/1st)	Oct. 17, 2020 by No. 1 Clemson (2nd/35)
<b>Scored 0 Points</b>	Nov. 16, 2019 vs. Virginia Tech	Sept. 1, 2018 by Alcorn State
<b>Scored 0 Points, Half</b>	Oct. 17, 2020 vs. No. 1 Clemson (2nd)	Sept. 1, 2018 by Alcorn State (2nd)
<b>Overcame 10-Point Deficit, Win</b>	Oct. 9, 2020 vs. Louisville (21-7)	Sept. 8, 2018 by USF (28-38)
<b>Overcame 10-Point Halftime Deficit, Win</b>	Sept. 12, 2020 at Florida State (0-10)	Nov. 30, 2013 by Georgia (20T) (7-20)
<b>40-Point Margin of Victory</b>	Sept. 29, 2018 vs. Bowling Green (63-17)	Oct. 17, 2020 by No. 1 Clemson (73-7)
<b>30-39-Point Margin of Victory</b>	Oct. 5, 2018 at Louisville (66-31)	Nov. 16, 2019 by Virginia Tech (0-45)
<b>Scored 30 Points or more, Loss</b>	Sept. 8, 2018 at USF (38)	Oct. 5, 2018 by Louisville (31)
<b>Scored fewer than 10 Points, Win</b>	Nov. 11, 2006 at North Carolina (7-0)	Dec. 2, 2006 by Wake Forest (9-6)
<b>7 Touchdowns</b>	Nov. 28, 2020 vs. Duke (7)	Oct. 17, 2020 by No. 1 Clemson (10)
<b>0 Touchdowns</b>	Nov. 16, 2019 vs. Virginia Tech	Sept. 1, 2018 by Alcorn State
<b>5+ Rushing Touchdowns</b>	Oct. 25, 2018 at Virginia Tech (7)	Aug. 29, 2019 by No. 1 Clemson (5)
<b>4+ Passing Touchdowns</b>	Sept. 13, 2014 vs. Georgia Southern (4)	Oct. 17, 2020 by No. 1 Clemson (7)
<b>Interception Return for TD</b>	Oct. 5, 2018 at Louisville Juanyeh Thomas (95 yards) (Jordan Travis pass)	Sept. 26, 2020 by Syracuse T. Williams (43 yards) (Jeff Sims pass)
<b>Fumble Return for TD</b>	Nov. 28, 2020 vs. Duke; Jordan Domineck (0 yards)	Nov. 28, 2020 by Duke; Shaka Heyward (0 yards)
<b>Punt Return for TD</b>	Sept. 10, 2009 vs. Clemson; Jerrard Tarrant (85 yards)	Sept. 23, 2017 by Pittsburgh; Quadree Henderson (80 yards)
<b>Blocked Punt Return for TD</b>	Sept. 27, 1997 vs. Clemson Block by Ajenavi Eziemeife, D'Jay Jones recovered for TD	Oct. 12, 2019 by Duke Xander Gagnon blocked and Javon Jackson recovered for a TD
<b>Kickoff Return for TD</b>	Nov. 24, 2018 at No. 5 Georgia; Juanyeh Thomas (100-yard return)	Sept. 8, 2018 by USF; Terrence Horne (98 yards)
<b>2 Non-Offensive TDs</b>	Nov. 8, 2014 at NC State (INT return, fumble return)	Sept. 8, 2018 by USF; Terrence Horne (97 yards)
<b>4 Field Goals Made</b>	Dec. 31, 2016 vs. Kentucky (4)	Sept. 8, 2018 by USF (2 kickoff returns)
<b>3 Field Goals Missed</b>	Oct. 20, 2012 vs. Boston College (3)	Oct. 14, 2017 by No. 11/10 Miami (4)
<b>5 Field Goals Attempted</b>	Dec. 31, 2011 vs. Utah (5)	Oct. 19, 2019 by Miami (3)
<b>50-yard Field Goal Made</b>	Dec. 31, 2016 vs. Kentucky (Harrison Butker, 52)	Nov. 17, 2007 by North Carolina (5)
<b>Missed PAT</b>	Oct. 9, 2020 vs. Louisville	Sept. 23, 2017 by Pittsburgh; Alex Kessman (55 yards)
<b>Missed more than 1 PAT</b>	Nov. 3, 2012 at Maryland (2)	Sept. 26, 2020 by Syracuse
<b>Made 2-Point Conversion</b>	Oct. 5, 2019 vs. North Carolina (J. Graham pass to T. Davis)	Nov. 5, 1977 by Notre Dame (2)
<b>Failed 2-Point Conversion</b>	Oct. 9, 2020 vs. Louisville (Jeff Sims pass failed)	Nov. 3, 2018 by North Carolina (N. Elliott pass to A. Ratliff)
<b>Two+ 2-Point Conversions Att.</b>	Nov. 17, 2018 vs. Virginia (OT) (2, 2 converted)	Nov. 21, 2019 by NC State (Devin Leary pass failed)
<b>Defensive Extra Point Scored</b>	Oct. 28, 1989 at Duke Ken Swilling 99-yard INT return (Steve Prince pass)	Nov. 11, 2017 by No. 17 Virginia Tech (2, 2 failed)
<b>Recorded Safety</b>	Sept. 28, 2019 at Temple Temple RB was tackled in their own end zone	None recorded
<b>Blocked Field Goal</b>	Oct. 19, 2019 at Miami Antwan Owens blocked T. Davidson's attempt	Nov. 28, 2020 by Duke GT fumbled a punt return into the endzone
<b>Blocked PAT</b>	Sept. 26, 2020 vs. Syracuse (D'Quon Douse)	Sept. 4, 2017 by No. 25/24 Tennessee (20T)
<b>Blocked Punt</b>	Nov. 2, 2019 vs. Pitt Jerry Howard, Jr. blocked punt of Kirk Christodoulou	Paul Bain blocked Shawn Davis' attempt
<b>Blocked 2 Kicks/Punts</b>	Dec. 30, 2013 vs. Ole Miss (field goal/PAT)	Oct. 9, 2020 by Louisville (J. Goldwire)
<b>30+ First Downs</b>	Oct. 25, 2018 at Virginia Tech (35)	Oct. 12, 2019 by Duke
<b>10 (or fewer) First Downs</b>	Oct. 17, 2020 vs. No. 1 Clemson (7)	Xander Gagnon blocked punt of Pressley Harvin III
<b>500-599 Yards Total Offense</b>	Nov. 28, 2020 vs. Duke (523)	Nov. 4, 1989 by Western Carolina (2 FGAs)
<b>600+ Yards Total Offense</b>	Sept. 8, 2018 at USF (602)	Sept. 19, 2020 by No. 14 UCF (31)
<b>&lt; 200 Yards Total Offense</b>	Nov. 16, 2019 vs. Virginia Tech (134)	Sept. 1, 2018 by Alcorn State (9)
<b>&lt; 100 Yards Total Offense</b>	Nov. 18, 1961 at Alabama (96)	Oct. 5, 2019 by North Carolina (587)
<b>300+ Yards Total Offense, Half</b>	Sept. 8, 2018 at USF (337/2nd)	Oct. 17, 2020 by No. 1 Clemson (671)
<b>&lt; 50 Yards Total Offense, Half</b>	Sept. 22, 2016 vs. No. 5/3 Clemson (22/1st)	Sept. 1, 2018 by Alcorn State (146)
<b>90 Offensive Plays</b>	Sept. 4, 2017 vs. No. 25/24 Tennessee (20T) (96)	Oct. 9, 2004 by Maryland (82)
<b>50 (or fewer) Offensive Plays</b>	Nov. 2, 2019 vs. Pitt (50)	Oct. 17, 2020 by No. 1 Clemson (473/1st)
<b>300-399 Yards Rushing</b>	Nov. 28, 2020 vs. Duke (377)	Sept. 9, 2017 by Jacksonville State (45/2nd)
<b>400+ Yards Rushing</b>	Nov. 3, 2018 at North Carolina (461)	Sept. 19, 2020 by No. 14 UCF (92)
<b>50 Yards (or less) Rushing</b>	Nov. 27, 2004 at Georgia (24)	Oct. 25, 2018 by Virginia Tech (47)
<b>0 Yards (or less) Rushing</b>	1968 (two times – vs. Notre Dame and Navy)	Sept. 14, 2019 by The Citadel (320)
<b>60+ Rushing Attempts</b>	Oct. 25, 2018 at Virginia Tech (78)	Aug. 29, 2019 by No. 1 Clemson (411)
<b>30 (or fewer) Rushing Attempts</b>	Nov. 2, 2019 vs. Pitt (29)	Sept. 23, 2017 by Pittsburgh (37)
<b>25+ Pass Completions</b>	Sept. 10, 2005 vs. North Carolina (25)	Nov. 2, 2013 by Pittsburgh (-5)
<b>5 (or fewer) Pass Completions</b>	Nov. 24, 2018 at No. 5 Georgia (5)	Sept. 14, 2019 by The Citadel (71)
		Nov. 10, 2018 by Miami (Fla.)
		Oct. 17, 2020 by No. 1 Clemson (33)
		Sept. 14, 2019 by The Citadel (1)

## THE LAST TIME IT HAPPENED ...

## TEAM

	GEORGIA TECH	OPPONENT
<b>40+ Pass Attempts</b>	Sept. 22, 2007 at Virginia (40)	Nov. 28, 2020 by Duke (47)
<b>10 (or fewer) Pass Attempts</b>	Nov. 17, 2018 vs. Virginia (OT) (8)	Sept. 14, 2019 by The Citadel (4)
<b>Threw 3 Interceptions</b>	Sept. 26, 2020 vs. Syracuse (4)	Nov. 3, 2018 by North Carolina (3)
<b>300-399 Yards Passing</b>	Sept. 1, 2011 vs. Western Carolina (365)	Dec. 5, 2020 by NC State (309)
<b>400+ Yards Passing</b>	Nov. 10, 2001 at Virginia (486)	Oct. 17, 2020 by No. 1 Clemson (500)
<b>100 (or less) Yards Passing</b>	Nov. 30, 2019 vs. No. 4 Georgia (40)	Sept. 1, 2018 by Alcorn State (69)
<b>Completed 70 Percent of Passes</b>	Nov. 10, 2018 vs. Miami (Fla.) (.750, 3-of-4)	Nov. 24, 2018 by No. 5 Georgia (.789, 15-of-19)
<b>5+ Fumbles</b>	Oct. 13, 2018 vs. Duke (6)	Oct. 25, 2014 by Pittsburgh (7)
<b>4+ Fumbles Lost</b>	Sept. 23, 2017 vs. Pittsburgh (4)	Nov. 28, 2020 by Duke (4)
<b>5 Turnovers</b>	Sept. 26, 2020 vs. Syracuse (5)	Nov. 28, 2020 by Duke (5)
<b>0 Turnovers</b>	Dec. 5, 2020 at NC State	Dec. 5, 2020 by NC State
<b>10 Penalties</b>	Dec. 5, 2020 at NC State (12)	Oct. 24, 2020 by Boston College (10)
<b>2 (or fewer) Penalties</b>	Sept. 7, 2019 vs. USF (2)	Nov. 30, 2019 by No. 4 Georgia (0)
<b>100+ Penalty Yards</b>	Dec. 5, 2020 at NC State (111)	Oct. 24, 2020 by Boston College (102)
<b>10 (or fewer) Penalty Yards</b>	Oct. 14, 2017 vs. No. 11/10 Miami (6)	Nov. 30, 2019 by No. 4 Georgia (0)
<b>10 Punts</b>	Nov. 30, 2019 vs. No. 4 Georgia (13)	Oct. 11, 2008 by Gardner-Webb (10)
<b>0 Punts</b>	Oct. 5, 2018 at Louisville	Dec. 5, 2009 by Clemson
<b>10 Third-Down Conversions</b>	Dec. 5, 2020 at NC State (10)	Oct. 31, 2020 by No. 4 Notre Dame (10)
<b>2+ Fourth-Down Conversions</b>	Nov. 21, 2019 vs. NC State (2-of-3)	Oct. 17, 2020 by No. 1 Clemson (2-for-2)
<b>4 Fourth-Down Attempts</b>	Oct. 24, 2020 at Boston College (2-of-4)	Sept. 12, 2020 by Florida State (3-of-5)
<b>37:00 or higher TOP</b>	Oct. 25, 2018 at Virginia Tech (42:18)	Nov. 19, 2016 by Virginia (38:37)
<b>15 Tackles for Loss</b>	Sept. 1, 2007 at Notre Dame (19)	None Recorded
<b>10 Sacks</b>	Oct. 9, 1993 vs. Maryland (11)	None Recorded
<b>5 Players to Score TD</b>	Nov. 28, 2020 vs. Duke (5)	Oct. 17, 2020 by No. 1 Clemson (9)
<b>4 Players to Rush for TD</b>	Oct. 9, 2020 vs. Louisville (4)	Nov. 10, 2012 by North Carolina (4)
<b>3 Players to Catch TD Pass</b>	Nov. 28, 2020 vs. Duke (3)	Oct. 17, 2020 by No. 1 Clemson (6)
<b>2 Players to Throw TD Pass</b>	Oct. 9, 2020 vs. Louisville (2 - Jeff Sims & Ahmarean Brown)	Oct. 17, 2020 by No. 1 Clemson (5 - Trevor Lawrence; 2 - Hunter Helms)
<b>15-Play+ Touchdown Drive</b>	Oct. 13, 2018 vs. Duke (15)	Oct. 31, 2020 by No. 4 Notre Dame (15)
<b>8-Minute+ Touchdown Drive</b>	Sept. 30, 2017 vs. North Carolina (8:54)	Oct. 31, 2020 by No. 4 Notre Dame (8:38)
<b>90-Yard+ Touchdown Drive</b>	Oct. 24, 2020 at Boston College (91)	Sept. 19, 2020 by No. 14 UCF (90)
<b>1-Play Touchdown Drive</b>	Nov. 3, 2018 at North Carolina (Q. Searcy 86-yd pass from T. Oliver)	Oct. 17, 2020 by No. 1 Clemson (A. Rodgers 83-yd pass from T. Lawrence)
<b>Won an Overtime Game</b>	Oct. 19, 2019 at Miami (OT) (28-21)	Sept. 14, 2019 by The Citadel (OT) (27-24)
<b>Game Won on Final Play</b>	Oct. 24, 2015 vs. Florida State (Lance Austin 78-yard missed FG return)	Sept. 14, 2019 by The Citadel (37-yard FG in overtime)

## BOTH TEAMS COMBINED

<b>90 Points</b>	Oct. 5, 2018 at Louisville (97) (66-31)
<b>100+ Rushing Attempts</b>	Sept. 19, 2019 vs. The Citadel (104)
<b>20 (or fewer) Points</b>	Nov. 28, 2015 vs. Georgia (20) (13-7)
<b>60 (or fewer) Rushing Att.</b>	Sept. 9, 2006 vs. Samford (51)
<b>10 (or fewer) Points</b>	Nov. 11, 2006 at North Carolina (7) (7-0)
<b>700+ Yards Passing</b>	Nov. 10, 2001 at Virginia (813)
<b>50 Points in a Half</b>	Oct. 17, 2020 vs. No. 1 Clemson (59/st)
<b>150 (or fewer) Passing Yds.</b>	Nov. 3, 2012 at Maryland (146)
<b>0 Points in a Half</b>	Nov. 11, 2006 at North Carolina (2nd)
<b>50 Pass Completions</b>	Sept. 15, 2007 vs. Boston College (50)
<b>30 Points in a Quarter</b>	Nov. 28, 2020 vs. Duke (33/2nd)
<b>20 (or fewer) Completions</b>	Sept. 14, 2019 vs. The Citadel (8)
<b>10+ Touchdowns</b>	Nov. 28, 2020 vs. Duke (12)
<b>90 Pass Attempts</b>	Oct. 26, 2002 vs. Virginia (101)
<b>0 Touchdowns</b>	Dec. 2, 2006 vs. Wake Forest
<b>30 (or fewer) Pass Att.</b>	Sept. 14, 2019 vs. The Citadel (17)
<b>5 Touchdowns in a Quarter</b>	Oct. 17, 2020 vs. No. 1 Clemson (5/2nd)
<b>5 Passes Intercepted</b>	Nov. 1, 2007 vs. Virginia Tech (5)
<b>8 Touchdowns in a Half</b>	Nov. 10, 2012 at North Carolina (8/1st, 8/2nd)
<b>10 Fumbles</b>	Oct. 13, 2018 vs. Duke (10)

<b>6 Field Goals</b>	Nov. 17, 2018 vs. Virginia (OT) (6)
<b>5 Fumbles Lost</b>	Sept. 23, 2017 vs. Pittsburgh (5)
<b>4 Field Goals Missed</b>	Oct. 20, 2012 vs. Boston College (4)
<b>10 Turnovers</b>	Nov. 17, 1990 at Wake Forest (10)
<b>8 Field Goals Att.</b>	Nov. 17, 2007 vs. North Carolina (8)
<b>0 Turnovers</b>	Oct. 15, 2016 vs. Georgia Southern
<b>50 First Downs</b>	Sept. 19, 2020 vs. No. 14 UCF (54)
<b>20 Penalties</b>	Oct. 24, 2020 at Boston College (20)
<b>25 (or fewer) First Downs</b>	Oct. 18, 2008 at Clemson (24) (12-12)
<b>5 (or fewer) Penalties</b>	Nov. 21, 2019 vs. NC State (5)
<b>1,000+ Yards Total Offense</b>	Sept. 19, 2020 vs. No. 14 UCF (1,131)
<b>200 Penalty Yards</b>	Sept. 9, 2000 vs. Florida State (254)
<b>500 Yds (or fewer) Total Off.</b>	Oct. 22, 2011 at Miami (473)
<b>25 (or fewer) Penalty Yards</b>	Oct. 22, 2011 at Miami (15)
<b>160+ Offensive Plays</b>	Sept. 19, 2020 vs. No. 14 UCF (173)
<b>15+ Punts</b>	Nov. 30, 2019 vs. No. 4 Georgia (17)
<b>120 (or fewer) Off. Plays</b>	Nov. 16, 2019 vs. Virginia Tech (117)
<b>0 Punts</b>	Dec. 5, 2009 vs. Clemson
<b>600+ Yards Rushing</b>	Oct. 5, 2018 at Louisville (655)
<b>10 Sacks</b>	Nov. 10, 2007 at Duke (10)
<b>150 (or fewer) Rushing Yds.</b>	Nov. 19, 2005 at Miami (150)



## THE LAST TIME IT HAPPENED ...

## INDIVIDUAL

	GEORGIA TECH	OPPONENT
<b>30+ Rushing Attempts</b>	Oct. 25, 2018 at Virginia Tech, Tobias Oliver (40)	Nov. 8, 2003 by Duke, Chris Douglas (30)
<b>150-199 Yards Rushing</b>	Oct. 5, 2018 at Louisville, TaQuon Marshall (175)	Oct. 9, 2020 by Louisville, Javian Hawkins (155)
<b>200+ Yards Rushing</b>	Oct. 25, 2018 at Virginia Tech, Tobias Oliver (215)	Aug. 29, 2019 by No. 1 Clemson, Travis Etienne (205)
<b>50+ Pass Attempts</b>	Oct. 6, 2005 vs. NC State, Reggie Ball (53)	Oct. 5, 2019 by North Carolina, Sam Howell (51)
<b>40+ Pass Attempts</b>	Sept. 22, 2007 at Virginia, Taylor Bennett (40)	Nov. 28, 2020 by Duke, Chase Brice (40)
<b>25+ Pass Completions</b>	Nov. 8, 2003 vs. Duke, Reggie Ball (27)	Sept. 19, 2020 by No. 14 UCF, Dillon Gabriel (27)
<b>Threw 3 Interceptions</b>	Sept. 26, 2020 vs. Syracuse, Jeff Sims (4)	Nov. 3, 2018 by North Carolina, Nathan Elliott (3)
<b>300-399 Yards Passing</b>	Oct. 6, 2007 vs. Maryland, Taylor Bennett (309)	Oct. 5, 2019 by North Carolina, Sam Howell (376)
<b>400+ Yards Passing</b>	Nov. 10, 2001 at Virginia, George Godsey (486)	Oct. 17, 2020 by No. 1 Clemson, Trevor Lawrence (404)
<b>Rushed &amp; Passed for 100+ Yds.</b>	Nov. 28, 2020 vs. Duke, Jeff Sims (108/146)	Oct. 9, 2020 by Louisville, Javian Hawkins (155/229)
<b>Rushed &amp; Received for 100+ Yds.</b>	Nov. 14, 2013 at Clemson, Robert Godhigh (126/203)	Oct. 30, 1997 by North Carolina, J. Linton (138/137)
<b>300-399 Yards Total Offense</b>	Nov. 4, 2017 at Virginia, TaQuon Marshall (322)	Oct. 14, 2017 by No. 11/10 Miami, Malik Rosier (317)
<b>400+ Yards Total Offense</b>	Oct. 29, 2016 vs. Duke, Justin Thomas (459)	Oct. 6, 2012 by Clemson, Tajh Boyd (460)
<b>10+ Receptions</b>	Oct. 7, 2006 vs. Maryland, Calvin Johnson (10)	Nov. 17, 2018 by Virginia, Olamide Zaccheaus (10)
<b>100-199 Yards Receiving</b>	Dec. 5, 2020 at NC State, Adonias Sanders (105)	Oct. 17, 2020 by No. 1 Clemson, Amari Rodgers (161)
<b>200+ Yards Receiving</b>	Oct. 4, 2008 vs. Duke, Demaryius Thomas (230)	Dec. 29, 2005 by Utah, Travis Latendresse (214)
<b>4+ Touchdowns Scored</b>	Sept. 4, 2017 vs. No. 25/24 Tennessee (20T) TaQuon Marshall (5)	Sept. 4, 2017 by No. 25/24 Tennessee (20T) John Kelly (4)
<b>3+ Touchdowns Rushing</b>	Oct. 25, 2018 at Virginia Tech Tobias Oliver/Jordan Mason (3)	Aug. 29, 2019 by No. 1 Clemson Travis Etienne (3)
<b>3+ Touchdowns Receiving</b>	Sept. 11, 2004 vs. Clemson, Calvin Johnson (3)	Nov. 29, 2008 by Georgia, Mohamed Massaquoi (3)
<b>4+ Touchdowns Passing</b>	Sept. 13, 2014 vs. Georgia Southern, Justin Thomas (4)	Oct. 17, 2020 by No. 1 Clemson, Trevor Lawrence (5)
<b>Rushing &amp; Receiving TDs</b>	Oct. 24, 2020 at Boston College, Ahmarean Brown (1/1)	Oct. 14, 2017 by No. 11/10 Miami, Travis Homer (1/1)
<b>Rushing &amp; Passing TDs</b>	Sept. 26, 2020 vs. Syracuse, Jeff Sims (1/1)	Nov. 16, 2019 by Virginia Tech, Hendon Hooker (1/2)
<b>Passing &amp; Receiving TDs</b>	Nov. 17, 2007 vs. North Carolina Taylor Bennett (1/1)	Nov. 18, 2017 by Duke Shaun Wilson (1/2)
<b>3 Field Goals</b>	Nov. 12 2016 at No. 18/22 Virginia Tech Harrison Butker (3-of-3)	Nov. 18, 2017 by Duke Austin Parker (3-of-3)
<b>4+ Field Goals</b>	Nov. 17, 2018 vs. Virginia Wesley Wells (4-of-4)	Oct. 14, 2017 by No. 11/10 Miami Michael Badgley (4-of-4)
<b>5 Field Goal Attempts</b>	Sept. 1, 2007 vs. Notre Dame Travis Bell (5)	Nov. 17, 2007 by North Carolina Connor Barth (5)
<b>Made a 50-yard Field Goal</b>	Dec. 31, 2016 vs. Kentucky, Harrison Butker (52)	Sept. 23, 2017 by Pittsburgh, Alex Kessman (55)
<b>Attempted a 60-yard Field Goal</b>	Nov. 24, 2007 vs. North Carolina Travis Bell (62/miss)	Nov. 17, 2007 by North Carolina Connor Barth (63/miss)
<b>10+ Punts</b>	Nov. 30, 2019 vs. No. 4 Georgia, Pressley Harvin III (13)	None recorded
<b>60-69 yard Punt</b>	Sept. 26, 2020, Pressley Harvin III (64)	Nov. 4, 2017 by Virginia, Lester Coleman (63)
<b>70-yard+ Punt</b>	Sept. 19, 2020 vs. No. 14 UCF Pressley Harvin III (70)	Sept. 4, 2017 by No. 25/24 Tennessee (20T) Trevor Daniel (70)
<b>100+ Punt Return Yards</b>	Aug. 31, 2002 vs. Vanderbilt, Kelley Rhino (110)	None recorded
<b>70-89 yard Punt Return</b>	Sept. 10, 2009 vs. Clemson Jerrard Tarrant (85 TD)	Sept. 23, 2017 by Pittsburgh Quadree Henderson (80 TD)
<b>Punt Return for a Touchdown</b>	Sept. 10, 2009 vs. Clemson, Jerrard Tarrant	Sept. 23, 2017 by Pittsburgh, Quadree Henderson
<b>90-yard+ Kickoff Return</b>	Nov. 24, 2018 at No. 5 Georgia Juanyeh Thomas (100 TD)	Sept. 8, 2018 by USF Terrence Horne (98 TD, 97 TD)
<b>Kickoff Return for a Touchdown</b>	Nov. 24, 2018 at No. 5 Georgia Juanyeh Thomas (100 TD)	Sept. 8, 2018 by USF Terrence Horne (98 TD, 97 TD)
<b>70-yard+ Interception Return</b>	Aug. 31, 2013 vs. Elon, Tyler Marcordes (95)	Nov. 9, 2002 by Florida State, S. Samuels (82 TD)
<b>15+ Tackles</b>	Oct. 5, 2019 vs. North Carolina, David Curry (16)	Oct. 13, 2018 by Duke, Joe Giles-Harris (15)
<b>3.0+ Sacks</b>	Nov. 30, 2013 vs. Georgia (20T) Jeremiah Attaochu (4.0)	Oct. 12, 2019 by Duke Victor Dimukeje (3.0)
<b>2+ Interceptions</b>	Sept. 30, 2017 vs. North Carolina, A.J. Gray (2)	Sept. 12, 2020 by Florida State, Asante Samuel (2)
<b>2+ Fumble Recoveries</b>	Oct. 5, 2018 at Louisville, Charlie Thomas (2)	Nov. 21, 2019 by NC State, Larrell Murchison (2)
<b>2+ Forced Fumbles</b>	Sept. 12, 2020 at Florida State, Curtis Ryans (2)	Nov. 3, 2018 by North Carolina, Cole Holcomb (3)

## TWO PLAYERS

	GEORGIA TECH	OPPONENT
<b>2 100-yard Rushers</b>	Nov. 28, 2020 vs. Duke Jeff Sims (108) and Jordan Mason (105)	Nov. 28, 2009 by Georgia Washaun Ealey (183) and Caleb King (166)
<b>2 100-yard Receivers</b>	Sept. 10, 2005 vs. North Carolina Damarius Bilbo (131) and Calvin Johnson (114)	Sept. 19, 2020 by No. 14 UCF Marlon Williams (154) and Jaylon Robinson (105)
<b>100-yard Rusher/100-yard Receiver</b>	Sept. 8, 2018 TaQuon Marshall (113) and Clinton Lynch (111)	Sept. 4, 2017 by No. 25/24 Tennessee (20T) John Kelly (128) and Marquez Callaway (115)
<b>250 Combined Yards Rushing</b>	Nov. 21, 2019 vs. NC State James Graham and Jordan Mason (270)	Aug. 29, 2019 by No. 1 Clemson Travis Etienne and Lyn-J Dixon (272)
<b>250 Combined Yards Receiving</b>	Jan. 1, 2007 vs. West Virginia Calvin Johnson and James Johnson (254)	Sept. 19, 2020 by No. 14 UCF Marlon Williams and Jaylon Robinson (261)
<b>20 Combined Receptions</b>	Nov. 10, 2001 at Virginia Will Glover and Kerry Watkins (21)	Oct. 26, 2013 by Virginia Darius Jennings and Tim Smith (23)

**GEORGIA TECH****16****1-0, 1-0****FLORIDA STATE****13****0-1, 0-1****Game 1 • Sept. 12, 2019 • Tallahassee, Fla. • Doak Campbell (17,538)****SCORING SUMMARY**

	1	2	3	4	F
Georgia Tech	0	0	7	9	16
Florida State	10	0	3	0	13

1st	8:05	FSU	Keyshawn Helton 2 yd pass from James Blackman (Parker Grothaus kick)	GT 0, FSU 7
	1:36	FSU	Parker Grothaus 37 yd field goal	GT 0, FSU 10
3rd	6:13	GT	Jordan Mason 19 yd run (Jude Kelley kick)	GT 7, FSU 10
	1:04	FSU	Parker Grothaus 53 yd field goal	GT 7, FSU 13
4th	13:17	GT	Malachi Carter 15 yd pass from Jeff Sims (Jude Kelley kick blocked)	GT 13, FSU 13
	8:56	GT	Jude Kelley 32 yd field goal	GT 16, FSU 13

**TEAM STATISTICS**

	GT	FSU
First Downs.....	24	21
Rushes-Yards.....	40-161	35-109
Passing Yards.....	277	198
Pass Comp-Att-Int.....	23-34-2	23-45-1
Total Offense.....	438	307
Fumbles-Lost.....	0-0	3-2
Penalties-Yards.....	10-80	8-55
Punts-Yards (Avg./Net).....	3-125 (41.7/36.3)	3-145 (48.3/34.7)
Kickoffs-Yards (Avg./Net).....	4-252 (63.0/38.0)	4-245 (61.2/46.2)
Punt Returns (No.-Yds.-TD).....	2-21-0	1-16-0
Kickoff Returns (No.-Yds.-TD).....	4-60-0	3-75-0
Interceptions (No.-Yds.-TD).....	1-19-0	2-74-0
Fumble Returns (No.-Yds.-TD).....	1-19-0	0-0-0
Time of Possession.....	29:58	30:02
Third-Down Conversions.....	8-of-16	6-of-17
Fourth-Down Conversions.....	1-of-1	3-of-5
Red-Zone Scores-Chances.....	3-5	2-2
Sacks By (No.-Yds.).....	3-28	1-5
Field Goals.....	1-3	2-3
Points Off Turnovers.....	3	7

**INDIVIDUAL STATISTICS**

**RUSHING:** GT — Jeff Sims 13-64; Jordan Mason 14-55; Jamious Griffin 9-42; Dontae Smith 1-9; Ahmearan Brown 1-(-3); Team 2-(-6).

FSU — La'Damian Webb 13-39; Jordan Travis 6-39; Jashaun Corbin 6-18; James Blackman 9-13; Keyshawn Helton 1-0.

**PASSING:** GT — Jeff Sims 23-34-2 277.

FSU — James Blackman 23-43-1 198; Jordan Travis 0-1-0 0; Team 0-1-0 0.

**RECEIVING:** GT — Malachi Carter 6-66; Jalen Camp 5-57; Ahmearan Brown 3-25; Dontae Smith 2-32; Dylan Deveney 2-15; Marquez Ezzard 1-45; Jordan Mason 1-18; Peje Harris 1-7; Jamious Griffin 1-7; Adonias Sanders 1-5.

FSU — Jashaun Corbin 8-55; Tamorrion Terry 6-52; Camren McDonald 4-41; Ontaria Wilson 2-11; Warren Thompson 1-24; Lawrance Toafill 1-12; Keyshawn Helton 1-3.

**INTERCEPTIONS:** GT — Quez Jackson.

FSU — Asante Samuel (2).

**FUMBLE RECOVERIES:** GT — Curry; Brooks.

FSU — None.

**FORCED FUMBLES:** GT — Ryans (2), Domineck.

CJ — None.

**TACKLES FOR LOSS:** GT — Ryans 2.0-24; Sims 2.0-9; Curry 1.0-2; Yondjouen 0.5-1; Bennett Jr. 0.5-0.

FSU — Gainer 2.5-10; Warner 1.0-5; Lars-Woo 1.0-3; Woodie 0.5-3; Green 0.5-2; Dix, Jr. 0.5-1

**SACKS:** GT — Ryans 2.0-24; Curry 1.0-4.

FSU — Woodie 0.5-3; Gainer 0.5-2.

**NO. 14/13 UCF****49****1-0, 1-0****GEORGIA TECH****21****1-1, 1-0****Game 2 • Sept. 19, 2019 • Atlanta, Ga. • Bobby Dodd Stadium (11,000)****SCORING SUMMARY**

	1	2	3	4	F
UCF	7	21	0	21	49
Georgia Tech	7	7	0	7	21

1st	14:05	GT	Jeff Sims 1 yd run (Jude Kelley kick)	UCF 0 - GT 7
	11:58	UCF	NIXON, Tre 6 yd pass from GABRIEL, Dillon (OBARSKI, Daniel kick)	UCF 7 - GT 7
2nd	11:47	UCF	WILLIAMS, Marlon 8 yd pass from GABRIEL, Dillon (OBARSKI, Daniel kick)	UCF 14 - GT 7
	6:48	UCF	MCCRAE, Greg 21 yd run (OBARSKI, Daniel kick)	UCF 21 - GT 7
	2:17	UCF	NIXON, Tre 25 yd pass from GABRIEL, Dillon (OBARSKI, Daniel kick)	UCF 28 - GT 7
	1:14	GT	Jahmyr Gibbs 9 yd pass from Jeff Sims (Gavin Stewart kick)	UCF 28 - GT 14
4th	13:12	GT	Jahmyr Gibbs 33 yd run (Gavin Stewart kick)	UCF 28 - GT 21
	11:40	UCF	ANDERSON, Otis 1 yd run (OBARSKI, Daniel kick)	UCF 35 - GT 21
	5:30	UCF	WILLIAMS, Marlon 7 yd pass from GABRIEL, Dillon (OBARSKI, Daniel kick)	UCF 42 - GT 21
	3:28	UCF	THOMPSON, Bentavious 4 yd run (OBARSKI, Daniel kick)	UCF 49 - GT 21

**TEAM STATISTICS**

	UCF	GT
First Downs.....	31	23
Rushes-Yards.....	51-243	44-277
Passing Yards.....	417	244
Pass Comp-Att-Int.....	27-41-1	18-37-2
Total Offense.....	660	471
Fumbles-Lost.....	1-1	4-3
Penalties-Yards.....	8-51	7-49
Punts-Yards (Avg./Net).....	3-136 (45.3/45.3)	4-205 (51.2/51.2)
Kickoffs-Yards (Avg./Net).....	8-515 (64.4/34.0)	3-170 (56.7/40.0)
Punt Returns (No.-Yds.-TD).....	0-0-0	0-0-0
Kickoff Returns (No.-Yds.-TD).....	0-0-0	2-93-0
Interceptions (No.-Yds.-TD).....	2-9-0	1-3-0
Fumble Returns (No.-Yds.-TD).....	0-0-0	1-4-0
Time of Possession.....	31:52	28:08
Third-Down Conversions.....	10-of-16	7-of-15
Fourth-Down Conversions.....	1-of-3	1-of-3
Red-Zone Scores-Chances.....	6-7	2-4
Sacks By (No.-Yds.).....	0-0	2-17
Field Goals.....	0-0	0-1
Points Off Turnovers.....	14	0

**INDIVIDUAL STATISTICS**

**RUSHING:** GT — Jeff Sims 16-82; Jahmyr Gibbs 15-66; Jamious Griffin 8-44; Dontae Smith 5-35.

UCF — ANDERSON, Otis 18-88; MCCRAE, Greg 9-50; THOMPSON, Bentavious 12-30; GABRIEL, Dillon 8-30; RICHARDSON, Johnny 2-24; GOOD, Damarious 2-21.

**PASSING:** GT — Jeff Sims 18-36-2 244; Team 0-1-0 0.

UCF — GABRIEL, Dillon 27-41-1 417.

**RECEIVING:** GT — Jahmyr Gibbs 4-60; Marquez Ezzard 3-33; Peje Harris 2-38; Jamious Griffin 2-38; Jalen Camp 2-27; Dontae Smith 2-18; Malachi Carter 1-11; Ahmearan Brown 1-11; Jack Coco 1-8.

UCF — WILLIAMS, Marlon 10-154; ROBINSON, Jaylon 6-105; NIXON, Tre 4-94; ANDERSON, Otis 3-21; HARRIS, Jacob 2-28; HESCOCK, Jake 2-15.

**INTERCEPTIONS:** GT — Juanyeh Thomas.

UCF — Josh Celiscar; Stephon Zayas

**FUMBLE RECOVERIES:** GT — Showell.

UCF — Grant; Lester; Celiscar.

**FORCED FUMBLES:** GT — Knight II.



UCF — Gilyard; Lester; Celiscar.

**TACKLES FOR LOSS:** GT — C. Thomas 3.0-20; Yondjouen 1.0-5; Bennett, Jr. 1.0-2; Brooks 1.0-1; Knight II 1.0-1.

UCF — Gilyard 2.0-4; Charlton 1.5-1; Collier 1.0-2; Goode 1.0-2; Turnier 0.5-1.

**SACKS:** GT — C. Thomas 2.0-17.

UCF — None.

	<b>GEORGIA TECH</b>	<b>20</b>
	1-2, 1-1	
	<b>SYRACUSE</b>	<b>37</b>
	1-2, 1-2	

Game 3 • Sept. 26, 2019 • Syracuse, N.Y. • Carrier Dome (N/A)

## SCORING SUMMARY

	1	2	3	4	F
Georgia Tech	0	13	7	0	20
Syracuse	17	6	7	7	37

1st	8:54	SU	Tucker, S. 38 yd run (Szmyt, A. kick)	GT 0 - SU 7
	7:33	SU	Szmyt, A. 47 yd field goal	GT 0 - SU 10
	1:22	SU	Tucker, S. 4 yd run (Szmyt, A. kick)	GT 0 - SU 17
2nd	9:37	GT	Jahmyr Gibbs 24 yd pass from Jeff Sims (Pressley Harvin III rush failed)	GT 6 - SU 17
	8:57	SU	Harris, T. 46 yd pass from Devito, T. (Szmyt, A. kick blocked)	GT 6 - SU 23
	5:10	GT	Jeff Sims 1 yd run (Gavin Stewart kick)	GT 13 - SU 23
3rd	1:29	GT	Jamious Griffin 3 yd run (Gavin Stewart kick)	GT 20 - SU 23
	0:40	SU	Johnson, N. 43 yd pass from Devito, T. (Szmyt, A. kick)	GT 20 - SU 30
4th	8:10	SU	Williams, T. 43 yd interception return (Szmyt, A. kick)	GT 20 - SU 37

## TEAM STATISTICS

	GT	SU
First Downs.....	23.....	14.....
Rushes-Yards.....	52-275.....	41-163.....
Passing Yards.....	178.....	194.....
Pass Comp-Att-Int.....	15-32-4.....	13-24-1.....
Total Offense.....	453.....	357.....
Fumbles-Lost.....	2-1.....	1-0.....
Penalties-Yards.....	15-104.....	7-85.....
Punts-Yards (Avg./Net).....	7-345 (49.3/47.4).....	6-295 (49.2/42.2).....
Kickoffs-Yards (Avg./Net).....	4-204 (51.0/29.5).....	7-442 (63.1/42.6).....
Punt Returns (No.-Yds.-TD).....	5-42-0.....	1-13-0.....
Kickoff Returns (No.-Yds.-TD).....	3-44-0.....	4-86-0.....
Interceptions (No.-Yds.-TD).....	1-5-0.....	1-114-1.....
Fumble Returns (No.-Yds.-TD).....	0-0-0.....	0-0-0.....
Time of Possession.....	34:08.....	25:52.....
Third-Down Conversions.....	6-of-18.....	5-of-15.....
Fourth-Down Conversions.....	1-of-2.....	1-of-3.....
Red-Zone Scores-Chances.....	2-4.....	1-3.....
Sacks By (No.-Yds).....	1-7.....	1-8.....
Field Goals.....	0-1.....	1-2.....
Points Off Turnovers.....	6.....	17.....

## INDIVIDUAL STATISTICS

**RUSHING:** GT — Jahmyr Gibbs 18-105; Dontae Smith 8-75; Jamious Griffin 15-54; Jeff Sims 8-41; Bruce Jordan-Swilling 1-4; Jordan Yates 2-(-4).

SU — Tucker, S. 24-112; Devito, T. 4-23; Pierre, M. 7-19; Jordan, J. 2-6; Lutz, C. 2-5; Labrosse, B. 1-5; Linton, S. 1-(-7).

**PASSING:** GT — Jeff Sims 13-28 4 174; Jordan Yates 2-4 0 4.

SU — Devito, T. 13-24-1 194.

**RECEIVING:** GT — Malachi Carter 4-47; Jalen Camp 3-27; Jahmyr Gibbs 2-26; Adonias Sanders 2-21; Marquez Ezzard 2-10; Ahmearan Brown 1-40; Jack Coco 1-7.

SU — Johnson, N. 4-87; Harris, T. 3-64; Jordan, J. 2-17; Queeley, A. 1-15; Hackett, A. 1-10; Benson, L. 1-1; Tucker, S. 1-0.

**INTERCEPTIONS:** GT — Zamari Wlaton.

SU — Williams, T., Carter, J., Black, J., Hanna, R.

**FUMBLE RECOVERIES:** GT — None.

SU — Linton, S.

**FORCED FUMBLES:** GT — None.

SU — Roscoe, C.

**TACKLES FOR LOSS:** GT — Domineck 2.0-11; Jackson 1.0-1; Griffin 1.0-1; Yondjouen 1.0-1; K. Oliver 0.5-1; Curry 0.5-0.

SU — Roscoe 2.0-15; Hanna 1.0-4; Williams 1.0-2.

**SACKS:** GT — Domineck 1.0-7.

SU — Roscoe 1.0-8.

	<b>LOUISVILLE</b>	<b>27</b>
	1-3, 0-3	
	<b>GEORGIA TECH</b>	<b>46</b>
	2-2, 2-1	

Game 4 • Oct. 9, 2020 • Atlanta, Ga. • Bobby Dodd Stadium (11,000)

## SCORING SUMMARY

	1	2	3	4	F
Louisville	7	14	6	0	27
Georgia Tech	7	7	12	20	46

1st	9:00	GT	Jahmyr Gibbs 12 yd run (Gavin Stewart kick)	LOU 0 - GT 7
	0:24	LOU	Ford, M. 3 yd pass from Malik Cunningham (Turner, J. kick)	LOU 7 - GT 7
2nd	7:30	LOU	Malik Cunningham 2 yd run (Turner, J. kick)	LOU 14 - GT 7
	1:32	LOU	Atwell, T. 26 yd pass from Malik Cunningham (Turner, J. kick)	LOU 21 - GT 7
	0:43	GT	Jalen Camp 9 yd pass from Ahmearan Brown (Gavin Stewart kick)	LOU 21 - GT 14
3rd	7:52	GT	Jamious Griffin 3 yd run (Gavin Stewart kick blocked)	LOU 21 - GT 20
	6:34	GT	Jeff Sims 22 yd run (Jeff Sims pass failed)	LOU 21 - GT 26
	0:32	LOU	Malik Cunningham 11 yd run (Malik Cunningham pass failed)	LOU 27 - GT 26
4th	8:40	GT	Jahmyr Gibbs 19 yd pass from Jeff Sims (Jeff Sims pass failed)	LOU 27 - GT 32
	2:52	GT	Malachi Carter 34 yd pass from Jeff Sims (Gavin Stewart kick)	LOU 27 - GT 39
	0:28	GT	Dontae Smith 12 yd run (Gavin Stewart kick)	LOU 27 - GT 46

## TEAM STATISTICS

	LOU	GT
First Downs.....	24.....	19.....
Rushes-Yards.....	48-242.....	34-192.....
Passing Yards.....	229.....	258.....
Pass Comp-Att-Int.....	19-33-0.....	12-22-0.....
Total Offense.....	471.....	450.....
Fumbles-Lost.....	4-3.....	0-0.....
Penalties-Yards.....	9-78.....	7-55.....
Punts-Yards (Avg./Net).....	4-158 (39.5/39.5).....	5-239 (47.8/40.6).....
Kickoffs-Yards (Avg./Net).....	5-317 (63.4/40.4).....	8-515 (64.4/40.1).....
Punt Returns (No.-Yds.-TD).....	1-16-0.....	0-0-0.....
Kickoff Returns (No.-Yds.-TD).....	5-119-0.....	1-15-0.....
Interceptions (No.-Yds.-TD).....	0-0-0.....	0-0-0.....
Fumble Returns (No.-Yds.-TD).....	0-0-0.....	0-0-0.....
Time of Possession.....	36:38.....	23:22.....
Third-Down Conversions.....	9-of-17.....	6-of-12.....
Fourth-Down Conversions.....	2-of-3.....	1-of-1.....
Red-Zone Scores-Chances.....	3-3.....	5-5.....
Sacks By (No.-Yds).....	0-0.....	3-17.....
Field Goals.....	0-0.....	0-0.....
Points Off Turnovers.....	0.....	19.....

## INDIVIDUAL STATISTICS

**RUSHING:** GT — Jeff Sims 7-64; Jahmyr Gibbs 13-61; Dontae Smith 8-44; Jamious Griffin 5-14; Jerry Howard Jr. 1-9.

LOU — Hawkins, J. 26-155; Malik Cunningham 14-50; Hall, H. 8-37.

**PASSING:** GT — Jeff Sims 11-21-0-249; Ahmearan Brown 1-1-0-9.

LOU — Malik Cunningham 19-33-0 229.

**RECEIVING:** GT — Jalen Camp 4-31; Malachi Carter 3-89; Jahmyr Gibbs 2-60; Adonias Sanders 1-33; Ahmearan Brown 1-30; Dylan Leonard 1-15.

LOU — Atwell, T. 6-52; Ford, M. 5-89; Hawkins, J. 3-15; Marshall, J. 2-19; Fitzpatrick, D. 1-36; Burkley, M. 1-14; Smith, B. 1-4.

**INTERCEPTIONS:** GT — None.

LOU — None

**FUMBLE RECOVERIES:** GT — Jackson; Domineck; Jordan-Swilling.

LOU — None.

**FORCED FUMBLES:** GT — Domineck; C. Thomas; Jordan-Swilling.



LOU — None.

**TACKLES FOR LOSS:** GT — Clayton 2.5-8; Domineck 1.0-9; K. Oliver 1.0-5; C. Thomas 1.0-3; King 1.0-1; Jackson 0.5-1; Curry 0.5-1; Ryans 0.5-1.

LOU — Goldwire 1.0-1; Okeke 0.5-1; Montgomery 0.5-1.

**SACKS:** GT — Clayton 2.0-8; Domineck 1.0-9.

LOU — None..

	<b>NO. 1/1 CLEMSON</b>	<b>73</b>
	<b>5-0, 4-0</b>	
	<b>GEORGIA TECH</b>	<b>7</b>
	<b>2-3, 2-2</b>	

Game 5 • Oct. 17, 2020 • Atlanta, Ga. • Bobby Dodd Stadium (11,000)

### SCORING SUMMARY

	1	2	3	4	F
Clemson	17	35	7	14	73
Georgia Tech	7	0	0	0	7



1st	7:55	CU	Cornell Powell 5 yd pass from Trevor Lawrence (B.T. Potter kick)	CU 7 - GT 0
	6:32	GT	Jalen Camp 59 yd pass from Jeff Sims (Jude Kelley kick)	CU 7 - GT 7
	6:14	CU	Amari Rodgers 83 yd pass from Trevor Lawrence (B.T. Potter kick)	CU 14 - GT 7
	4:03	CU	B.T. Potter 30 yd field goal	CU 17 - GT 7
2nd	12:43	CU	Davis Allen 34 yd pass from Trevor Lawrence (B.T. Potter kick)	CU 24 - GT 7
	7:05	CU	Nyles Pinckney 1 yd run (B.T. Potter kick)	CU 31 - GT 7
	3:14	CU	Frank Ladson Jr. 8 yd pass from Trevor Lawrence (B.T. Potter kick)	CU 38 - GT 7
	2:10	CU	Travis Etienne 3 yd run (B.T. Potter kick)	CU 45 - GT 7
	0:16	CU	Amari Rodgers 16 yd pass from Trevor Lawrence (B.T. Potter kick)	CU 52 - GT 7
3rd	8:21	CU	Chez Mellusi 5 yd run (B.T. Potter kick)	CU 59 - GT 7
4th	11:38	CU	Kobe Pace 7 yd pass from Hunter Helms (Aidan Swanson kick)	CU 66 - GT 7
	7:41	CU	Ajou Ajou 35 yd pass from Hunter Helms (Aidan Swanson kick)	CU 73 - GT 7

### TEAM STATISTICS

	CU	GT
First Downs.....	29	7
Rushes-Yards.....	39-171	44-123
Passing Yards.....	500	81
Pass Comp-Att-Int.....	33-49-1	6-14-1
Total Offense.....	671	204
Fumbles-Lost.....	1-1	4-2
Penalties-Yards.....	2-20	3-40
Punts-Yards (Avg./Net).....	4-189 (47.2/46.2)	9-435 (48.3/46.9)
Kickoffs-Yards (Avg./Net).....	12-773 (64.4/42.0)	2-130 (65.0/52.5)
Punt Returns (No.-Yds.-TD).....	1-13-0	3-4-0
Kickoff Returns (No.-Yds.-TD).....	2-25-0	2-44-0
Interceptions (No.-Yds.-TD).....	1-31-0	1-9-0
Fumble Returns (No.-Yds.-TD).....	0-0-0	0-0-0
Time of Possession.....	35:53	24:07
Third-Down Conversions.....	9-of-17	2-of-14
Fourth-Down Conversions.....	2-of-2	0-of-3
Red-Zone Scores-Chances.....	8-8	0-0
Sacks By (No.-Yds).....	4-34	2-14
Field Goals.....	1-1	0-0
Points Off Turnovers.....	17	0

### INDIVIDUAL STATISTICS

**RUSHING:** GT — Jahmyr Gibbs 15-67; Spence Massey 3-47; Dontae Smith 6-30; Jamious Griffin 2-7; Bruce Jordan-Swilling 3-0; Jordan Yates 2-(-5); Jeff Sims 13-(-23).  
 CU — Travis Etienne 11-44; Lyn-J Dixon 5-32; Michel Dukes 3-31; Chez Mellusi 5-21; Kobe Pace 4-21; Darien Rencher 4-11; Trevor Lawrence 3-6; Taisun Phommachanh 2-2; Hunter Helms 1-2; Nyles Pinckney 1-1.  
**PASSING:** GT — Jeff Sims 6-13-1 81; Jordan Yates 0-1-0 0.  
 CU — Trevor Lawrence 24-32-1 404; Hunter Helms 5-7-0 74; Taisun Phommachanh 2-7-0 9; Will Spiers 2-3-0 13.  
**RECEIVING:** GT — Jahmyr Gibbs 3-23; Jalen Camp 1-59; Ahmarean Brown 1-2; Dontae Smith 1-minus 3.  
 CU — Amari Rodgers 6-161; Cornell Powell 4-50; Davis Allen 3-67; Frank Ladson Jr. 3-21; Travis Etienne 2-29; E.J. Williams 2-29; Kobe Pace 2-21; Will Swinney 2-13; Ajou Ajou 1-35; Brannon Spector 1-20; Drew Swinney 1-12; J.C. Chalk 1-12; Lyn-J Dixon 1-9; Will Brown 1-9; Joseph Ngata 1-6; Jaelyn Lay 1-5; Max May 1-1.  
**INTERCEPTIONS:** GT — Turner.  
 CU — Walton.  
**FUMBLE RECOVERIES:** GT — Swilling.  
 CU — Henry; Mascoll.  
**FORCED FUMBLES:** GT — Ryans.  
 CU — Jones, Jr.; Murphy.  
**TACKLES FOR LOSS:** GT — Jackson 1.0-9; Askew 1.0-7; Griffin 1.0-5; Owens 1.0-2.  
 CU — Davis 2.0-9; Jones, Jr. 2.0-4; Murphy 1.5-8; Venables 1.0-14; Booth, Jr. 1.0-4; Williams 1.0-3; Williams 1.0-2; Charleston 1.0-1; Thomas 0.5-1; Upshaw 0.5-0; Turner 0.5-1.  
**SACKS:** GT — Jackson 1.0-9; Griffin 1.0-5.  
 CU — Venables 1.0-14; Davis 1.0-8; Murphy 1.0-8; Booth, Jr. 1.0-4..

	<b>GEORGIA TECH</b>	<b>27</b>
	<b>2-4, 2-3</b>	
	<b>BOSTON COLLEGE</b>	<b>48</b>
	<b>4-2, 3-2</b>	

Game 6 • Oct. 24, 2020 • Chestnut Hill, Mass. • Alumni Stadium (N/A)

### SCORING SUMMARY

	1	2	3	4	F
Georgia Tech	0	14	7	6	27
Boston College	14	20	14	0	48

1st	5:25	BC	Lewis,C 7 yd pass from Jurkovec,P (Boumerhi,A kick)	GT 0 - BC 7
	2:58	BC	Lewis,C 5 yd pass from Jurkovec,P (Boumerhi,A kick)	GT 0 - BC 14
2nd	13:04	BC	Boumerhi,A 41 yd field goal	GT 0 - BC 17
	12:12	BC	Palmer,M 33 yd fumble recovery (Boumerhi,A kick)	GT 0 - BC 24
	11:48	GT	Ahmarean Brown 32 yd pass from Jeff Sims (Gavin Stewart kick)	GT 7 - BC 24
	9:44	BC	Flowers,Z 22 yd run (Boumerhi,A kick)	GT 7 - BC 31
	7:13	GT	Peje Harris 31 yd pass from Jeff Sims (Gavin Stewart kick)	GT 14 - BC 31
	0:30	BC	Boumerhi,A 27 yd field goal	GT 14 - BC 34
3rd	12:49	BC	Bailey,D 34 yd run (Boumerhi,A kick)	GT 14 - BC 41
	5:39	GT	Jeff Sims 1 yd run (Gavin Stewart kick)	GT 21 - BC 41
	1:09	BC	Bailey,D 4 yd run (Boumerhi,A kick)	GT 21 - BC 48
4th	10:09	GT	Ahmarean Brown 2 yd run (Gavin Stewart kick failed)	GT 27 - BC 48



### TEAM STATISTICS

	GT	BC
First Downs.....	19	23
Rushes-Yards.....	33-106	44-264
Passing Yards.....	256	145
Pass Comp-Att-Int.....	18-32-1	13-21-1
Total Offense.....	362	409
Fumbles-Lost.....	2-2	0-0
Penalties-Yards.....	10-62	10-102
Punts-Yards (Avg./Net).....	4-204 (51.0/51.0)	3-128 (42.7/36.0)
Kickoffs-Yards (Avg./Net).....	4-204 (51.0/32.2)	9-567 (63.0/40.6)
Punt Returns (No.-Yds.-TD).....	0-0-0	0-0-0
Kickoff Returns (No.-Yds.-TD).....	5-102-0	4-86-0
Interceptions (No.-Yds.-TD).....	0-0-0	1-0-0
Fumble Returns (No.-Yds.-TD).....	0-0-0	1-33-1
Time of Possession.....	26:05	33:25
Third-Down Conversions.....	2-of-12	3-of-9
Fourth-Down Conversions.....	2-of-4	0-of-0
Red-Zone Scores-Chances.....	2-3	5-5
Sacks By (No.-Yds).....	0-0	4-23
Field Goals.....	0-0	2-2
Points Off Turnovers.....	0	21

### INDIVIDUAL STATISTICS

**RUSHING:** GT — Jeff Sims 12-47; Jordan Mason 6-27; James Graham 6-21; Jahmyr Gibbs 8-9; Ahmarean Brown 1-2.  
 BC — Jurkovec, P 7-94; Bailey, D 13-83; Levy, T 19-54; Flowers, Z 3-36; TEAM 2-(-3).  
**PASSING:** GT — Jeff Sims 12-18-1 171; James Graham 6-13-0 85; Pressley Harvin III 0-1-0 0.  
 BC — Jurkovec, P 13-21-0 145.  
**RECEIVING:** GT — Ahmarean Brown 4-75; Jahmyr Gibbs 4-37; Jalen Camp 2-25; Marquez Ezzard 2-23; Jordan Mason 1-37; Peje Harris 1-31; Adonics Sanders 1-14; Malachi Carter 1-5; Dontae Smith 1-5; Dylan Leonard 1-4.  
 BC — Lewis, C 4-58; Long, H 3-39; Gill, J 2-20; Levy, T 2-13; Flowers, Z 1-11; Bailey, D 1-4.  
**INTERCEPTIONS:** GT — None.  
 BC — Muse.  
**FUMBLE RECOVERIES:** GT — None.  
 BC — Valdez; Palmer.  
**FORCED FUMBLES:** GT — None.  
 BC — Bequette.  
**TACKLES FOR LOSS:** GT — Domineck 1.0-4; Jackson 1.0-1; Curry 1.0-1; Walton 0.5-1; Lockhart 0.5-1.  
 BC — Richardson 1.5-6; McDuffie 1.0-13; Roberts 1.0-9; Sparacio 1.0-3; Maitre 1.0-3; Onwuka 0.5-5.  
**SACKS:** GT — None.  
 BC — Roberts 1.0-9; Sparacio 1.0-3; Onwuka 0.5-5; Richardson 0.5-3.



	<b>NO. 4/4 NOTRE DAME</b>	<b>31</b>
	<b>6-0, 5-0</b>	
	<b>GEORGIA TECH</b>	<b>13</b>
	<b>2-5, 2-4</b>	

Game 7 • Oct. 31, 2020 • Atlanta, Ga. • Bobby Dodd Stadium (11,000)

## SCORING SUMMARY

	1	2	3	4	F
Notre Dame	7	10	7	7	31
Georgia Tech	0	7	0	6	13

1st 6:16	ND	Joe Wilkins, Jr. 8 yd pass from Ian Book (Jonathan Doerer kick)	ND 7 - GT 0
2nd 14:42	GT	Zamari Walton 93 yd fumble recovery (Jude Kelley kick)	ND 7 - GT 7
10:47	ND	Kyren Williams 2 yd run (Jonathan Doerer kick)	ND 14 - GT 7
1:49	ND	Jonathan Doerer 32 yd field goal	ND 17 - GT 7
3rd 10:43	ND	Kyren Williams 4 yd run (Jonathan Doerer kick)	ND 24 - GT 7
4th 12:59	ND	C'Bo Flemister 3 yd run (Jonathan Doerer kick)	ND 31 - GT 7
7:15	GT	Jordan Mason 1 yd run (Adonias Sanders rush failed)	ND 31 - GT 13

## TEAM STATISTICS

	ND	GT
First Downs.....	24	17
Rushes-Yards.....	44-227	33-88
Passing Yards.....	199	150
Pass Comp-Att-Int.....	18-26-0	15-26-0
Total Offense.....	426	238
Fumbles-Lost.....	1-1	3-1
Penalties-Yards.....	5-50	6-50
Punts-Yards (Avg./Net).....	3-119 (39.7/38.7)	4-165 (41.2/36.2)
Kickoffs-Yards (Avg./Net).....	6-313 (52.2/42.2)	2-125 (62.5/43.0)
Punt Returns (No.-Yds.-TD).....	0-0-0	3-3-0
Kickoff Returns (No.-Yds.-TD).....	2-39-0	1-10-0
Interceptions (No.-Yds.-TD).....	0-0-0	0-0-0
Fumble Returns (No.-Yds.-TD).....	0-0-0	1-93-1
Time of Possession.....	36:54	23:06
Third-Down Conversions.....	10-of-15	5-of-12
Fourth-Down Conversions.....	0-of-0	0-of-2
Red-Zone Scores-Chances.....	5-7	1-2
Sacks By (No.-Yds.).....	5-34	2-10
Field Goals.....	1-1	0-1
Points Off Turnovers.....	7	7

## INDIVIDUAL STATISTICS

**RUSHING:** GT — Jahmyr Gibbs 14-61; Jordan Mason 7-25; Jeff Sims 12-2.

ND — Kyren Williams 15-76; C'Bo Flemister 15-58; Chris Tyree 5-47; Ian Book 9-46.

**PASSING:** GT — 15-26-0 150.

ND — Ian Book 18-26-0 199

**RECEIVING:** GT — Jahmyr Gibbs 5-49; Jalen Camp 3-64; Adonias Sanders 2-14; Marquez Ezzard 1-13; Nate McCollum 1-5; Dylan Leonard 1-4; Jack Coco 1-3; Jordan Mason 1-(-2).

ND — Javon McKinley 5-93; Avery Davis 4-29; Michael Mayer 3-15; Kyren Williams 2-24; Brock Wright 1-11; Tommy Tremble 1-11; Joe Wilkins, Jr. 1-8; Ben Skowronek 1-8.

**INTERCEPTIONS:** GT — None.

ND — None.

**FUMBLE RECOVERIES:** GT — Walton.

ND — Tagovailoa-Amosa.

**FORCED FUMBLES:** GT — J. Thomas.



ND — Hayes (2).

**TACKLES FOR LOSS:** GT — Brooks 2.0-6; K. Oliver 1.0-6; Domineck 1.0-5; Ivey 1.0-3; Jackson 1.0-2; Curry 1.0-1.

ND — Hayes 2.0-14; Hamilton 2.0-8; Crawford 1.0-8; Foskey 1.0-8; Tagovailoa-Amosa 1.0-5; Ogundej 1.0-4; White 1.0-1.

**SACKS:** GT — K. Oliver 1.0-6; Brooks 1.0-4.

ND — Hayes 2.0-14; Crawford 1.0-8; Foskey 1.0-8; Ogundej 1.0-4.

	<b>DUKE</b>	<b>33</b>
	<b>2-7, 1-7</b>	
	<b>GEORGIA TECH</b>	<b>56</b>
	<b>3-5, 3-4</b>	

Game 8 • Nov. 28, 2020 • Atlanta, Ga. • Bobby Dodd Stadium (11,000)

## SCORING SUMMARY

	1	2	3	4	F
Duke	7	19	7	0	33
Georgia Tech	14	14	14	14	56

1st 13:44	GT	Jahmyr Gibbs 61 yd run (Gavin Stewart kick)	DU 0 - GT 7
8:39	DU	Shaka Heyward 0 yd fumble recovery (Charlie Ham kick)	DU 7 - GT 7
6:11	GT	Malachi Carter 12 yd pass from Jeff Sims (Gavin Stewart kick)	DU 7 - GT 14
2nd 13:50	DU	Mataeo Durant 1 yd run (Charlie Ham kick)	DU 14 - GT 14
9:15	GT	Jahmyr Gibbs 26 yd run (Gavin Stewart kick)	DU 14 - GT 21
2:23	DU	Mataeo Durant 30 yd pass from Chase Brice (Charlie Ham kick)	DU 21 - GT 21
1:57	DU	Shaka Heyward safety	DU 23 - GT 21
1:42	GT	Jordan Domineck 0 yd fumble recovery (Gavin Stewart kick)	DU 23 - GT 28
0:07	DU	Charlie Ham 35 yd field goal	DU 26 - GT 28
3rd 10:54	GT	Jalen Camp 24 yd pass from Jeff Sims (Gavin Stewart kick)	DU 26 - GT 35
2:15	DU	Jarett Garner 28 yd pass from Chase Brice (Charlie Ham kick)	DU 33 - GT 35
0:33	GT	Adonias Sanders 24 yd pass from Jeff Sims (Gavin Stewart kick)	DU 33 - GT 42
4th 10:13	GT	Dontae Smith 36 yd run (Gavin Stewart kick)	DU 33 - GT 49
4:42	GT	Dontae Smith 22 yd run (Gavin Stewart kick)	DU 33 - GT 56

## TEAM STATISTICS

	DU	GT
First Downs.....	23	23
Rushes-Yards.....	40-68	48-377
Passing Yards.....	314	146
Pass Comp-Att-Int.....	23-47-1	13-23-1
Total Offense.....	382	523
Fumbles-Lost.....	4-4	3-2
Penalties-Yards.....	8-63	11-112
Punts-Yards (Avg./Net).....	6-264 (44.0/44.8)	3-124 (41.3/41.3)
Kickoffs-Yards (Avg./Net).....	6-369 (61.5/48.2)	10-658 (65.8-44.3)
Punt Returns (No.-Yds.-TD).....	0-0-0	2-(-5)-0
Kickoff Returns (No.-Yds.-TD).....	9-190-0	2-30-0
Interceptions (No.-Yds.-TD).....	1-33-0	1-43-0
Fumble Returns (No.-Yds.-TD).....	0-0-1	0-0-1
Time of Possession.....	32:02	27:57
Third-Down Conversions.....	6-of-17	9-of-14
Fourth-Down Conversions.....	1-of-3	0-of-2
Red-Zone Scores-Chances.....	2-2	1-1
Sacks By (No.-Yds.).....	2-16	4-21
Field Goals.....	1-1	0-0
Points Off Turnovers.....	10	21

## INDIVIDUAL STATISTICS

**RUSHING:** GT — Jeff Sims 12-108; Jordan Mason 21-105; Jahmyr Gibbs 6-91; Dontae Smith 5-60; Jerry Howard Jr. 2-8; Nate McCollum 1-7; Team 1-(-2).

DU — Deon Jackson 9-54; Mataeo Durant 15-50; Gunnar Holmberg 2-10; Noah Gray 1-2; Jalon Calhoun 1-(-4); Chase Brice 11-(-13); Team 1-(-31).

**PASSING:** GT — Jeff Sims 13-23-1 146.

DU — Chase Brice 19-40-1 273; Gunnar Holmberg 3-6-0 30; Noah Gray 1-1-0 11.

**RECEIVING:** GT — Jahmyr Gibbs 4-48; Jalen Camp 2-30; Malachi Carter 2-26; Peje Harris 2-8; Adonias Sanders 1-24; Jordan Mason 1-6; Jack Coco 1-4.

DU — Jalon Calhoun 4-50; Mataeo Durant 3-48; Jake Bobo 3-39; Deon Jackson 3-22; Dennis Smith 2-57; Jarett Garner 2-36; Eli Pancol 2-25; Jake Marwede 2-12; Noah Gray 1-14; DeWayne Carter 1-11.

**INTERCEPTIONS:** GT — Carpenter.

DU — Carter II.

**FUMBLE RECOVERIES:** GT — Swilling; Domineck; K. Olivier; Owens.

DU — Heyward; Jordan.

**FORCED FUMBLES:** GT — Curry; Domineck.

DU — Rumph II.

**TACKLES FOR LOSS:** GT — Domineck 2.5-7; K. Oliver 1.5-9; Carpenter 1.5-2; Stone 1.0-6; Walker 1.0-4; Lockhart 0.5-0.

DU — Rumph II 2.5-11; Waters 2.0-4; Heyward 1.5-8; Carter 1.0-5; Thompson 1.0-2; Carter II 1.0-2; Jordan 0.5-4.

**SACKS:** GT — Domineck 2.0-7; K. Oliver 1.0-8; Stone 1.0-6.

DU — Heyward 1.0-7; Rumph 0.5-5; Jordan 0.5-4.



GEORGIA TECH

13

3-6, 3-5



NC STATE

23

8-3, 7-3

Game 9 • Dec. 5, 2020 • Raleigh, N.C. • Carter-Finley Stadium (4,032)

## SCORING SUMMARY

	1	2	3	4	F
Georgia Tech	0	7	3	3	13
NC State	3	17	0	3	23

1st	5:19	NCSU	Dunn, C. 40 yd field goal	GT 0 - ST 3
2nd	14:52	NCSU	Person, R. 20 yd run (Dunn, C. kick)	GT 0 - ST 10
	12:20	GT	Jeff Sims 34 yd run (Gavin Stewart kick)	GT 7 - ST 10
	10:12	NCSU	Knight, Z. 5 yd run (Dunn, C. kick)	GT 7 - ST 17
	3:53	NCSU	Dunn, C. 20 yd field goal	GT 7 - ST 20
3rd	8:53	GT	Gavin Stewart 26 yd field goal	GT 10 - ST 20
4th	11:32	GT	Gavin Stewart 22 yd field goal	GT 13 - ST 20
	3:31	NCSU	Dunn, C. 39 yd field goal	GT 13 - ST 23

## TEAM STATISTICS

	GT	NCSU
First Downs.....	23	24
Rushes-Yards.....	51-261	32-88
Passing Yards.....	151	309
Pass Comp-Att-Int.....	13-27-0	23-36-0
Total Offense.....	412	397
Fumbles-Lost.....	3-0	0-0
Penalties-Yards.....	12-111	7-78
Punts-Yards (Avg./Net).....	4-188 (47.0/37.8)	3-115 (38.3/38.3)
Kickoffs-Yards (Avg./Net).....	4-251 (62.8/42.2)	6-365 (60.8/40.0)
Punt Returns (No.-Yds.-TD).....	1-0-0	3-17-0
Kickoff Returns (No.-Yds.-TD).....	0-0-0	4-82-0
Interceptions (No.-Yds.-TD).....	0-0-0	0-0-0
Fumble Returns (No.-Yds.-TD).....	0-0-0	0-0-0
Time of Possession.....	31:53	28:07
Third-Down Conversions.....	10-of-19	5-of-12
Fourth-Down Conversions.....	0-of-3	0-of-1
Red-Zone Scores-Chances.....	2-3	4-5
Sacks By (No.-Yds.).....	2-19	3-15
Field Goals.....	2-2	3-3
Points Off Turnovers.....	0	0

## INDIVIDUAL STATISTICS

**RUSHING:** GT — Jordan Mason 21-99; Jeff Sims 17-93; Dontae Smith 9-43; Jamious Griffin 3-25; Nate McCollum 1-1.

NCSU — Person, R. 15-59; Knight, Z. 7-38; Houston, J. 4-14; TEAM 3-minus 11; Hockman, B. 3-(-12).

**PASSING:** GT — Jeff Sims 13-27-0 151.

NCSU — Hockman, B. 23-36-0 309.

**RECEIVING:** GT — Adonias Sanders 7-105; Jalen Camp 2-22; Jordan Mason 2-8; Nate McCollum 1-10; Peje Harris 1-6.

NCSU — Emezie, E. 6-91; Carter, D. 3-58; Riley, C.J. 3-53; Rooks, P. 3-44; Thomas, T. 3-32; Angeline, C. 2-24; Person, R. 1-9; Autenrieth, D. 1-1; Knight, Z. 1-minus 3.

**INTERCEPTIONS:** GT — None.

NCSU — None.

**FUMBLE RECOVERIES:** GT — None.

NCSU — None.

**FORCED FUMBLES:** GT — None.

NCSU — Hart; Martin.

**TACKLES FOR LOSS:** GT — Curry 2.0-9; Kennard 1.5-14; M. Sims 1.0-2; Walker 1.0-2; J. Thomas 0.5-2; Griffin 0.5-1; Carpenter 0.5-0.

NCSU — Wilson 2.5-14; Thomas 1.5-8; Martin 1.5-2; Kante 1.0-2; Duffy 1.0-1; Ingle 1.0-1; Moore 0.5-1; Hart 0.5-1; Joseph 0.5-1; Jackson 0.5-0.

**SACKS:** GT — Kennard 1.5-14; Curry 0.5-5.

NCSU — Wilson 1.0-7; Thomas 1.0-7; Duffy 1.0-1.

2020 Georgia Tech Football  
Georgia Tech Game Results (as of Dec 05, 2020)  
All games

Date	Opponent	Score	Overall	Conference	Time	Attend
* Sep 12, 2020	at Florida St.	W 16-13	1-0	1-0	5:02	17538
Sep 19, 2020	#14 UCF	L 21-49	1-1	1-0	3:50	11000
* Sep 26, 2020	at Syracuse	L 20-37	1-2	1-1	4:02	
* Oct 09, 2020	LOUISVILLE	W 46-27	2-2	2-1	3:32	11000
* Oct 17, 2020	#1 CLEMSON	L 7-73	2-3	2-2	3:22	11000
* Oct 24, 2020	at Boston College	L 27-48	2-4	2-3	3:22	
* Oct 31, 2020	#4 NOTRE DAME	L 13-31	2-5	2-4	3:10	11000
* Nov 28, 2020	DUKE	W 56-33	3-5	3-4	3:48	11000
* Dec 05, 2020	at NC State	L 13-23	3-6	3-5	3:21	4032

2020 Georgia Tech Football  
Georgia Tech Overall Team Statistics (as of Dec 05, 2020)  
All games

Team Statistics	GT	OPP
SCORING	219	334
Points Per Game	24.3	37.1
Points Off Turnovers	56	93
FIRST DOWNS	178	213
Rushing	93	87
Passing	72	109
Penalty	13	17
RUSHING YARDAGE	1810	1575
Yards gained rushing	2081	1851
Yards lost rushing	271	276
Rushing Attempts	379	374
Average Per Rush	4.8	4.2
Average Per Game	201.1	175.0
TDs Rushing	17	19
PASSING YARDAGE	1741	2505
Comp-Att-Int	133-247-11	192-322-5
Average Per Pass	7.0	7.8
Average Per Catch	13.1	13.0
Average Per Game	193.4	278.3
TDs Passing	12	21
TOTAL OFFENSE	3551	4080
Total Plays	626	696
Average Per Play	5.7	5.9
Average Per Game	394.6	453.3
KICK RETURNS: #-Yards	20-398	30-616
PUNT RETURNS: #-Yards	16-65	7-75
INT RETURNS: #-Yards	5-77	11-261
KICK RETURN AVERAGE	19.9	20.5
PUNT RETURN AVERAGE	4.1	10.7
INT RETURN AVERAGE	15.4	23.7
FUMBLES-LOST	21-11	15-12
PENALTIES-Yards	81-663	64-582
Average Per Game	73.7	64.7
PUNTS-Yards	43-2030	35-1549
Average Per Punt	47.2	44.3
Net punt average	44.1	41.3
KICKOFFS-Yards	41-2509	63-3906
Average Per Kick	61.2	62.0
Net kick average	40.1	41.4
TIME OF POSSESSION/Game	27:38	32:18
3RD-DOWN Conversions	55/132	63/135
3rd-Down Pct	42%	47%
4TH-DOWN Conversions	6/21	10/20
4th-Down Pct	29%	50%
SACKS BY-Yards	19-133	20-135
MISC YARDS	0	19
TOUCHDOWNS SCORED	31	43
FIELD GOALS-ATTEMPTS	3-8	11-13
ON-SIDE KICKS	2-3	0-0
RED-ZONE SCORES	(18-27) 67%	(36-42) 86%
RED-ZONE TOUCHDOWNS	(15-27) 56%	(28-42) 67%
PAT-ATTEMPTS	(24-27) 89%	(41-42) 98%
ATTENDANCE	55000	21570
Games/Avg Per Game	5/11000	4/5392
Neutral Site Games		0/0

Score by Quarters	1st	2nd	3rd	4th	OT	Total
Georgia Tech	35	69	50	65	0	219
Opponents	89	142	51	52	0	334



2020 Georgia Tech Football  
Georgia Tech Overall Individual Statistics (as of Dec 05, 2020)  
All games

Rushing	gp-gs	att	gain	loss	net	avg	td	lg	avg/g
Jeff Sims	9-9	110	633	155	478	4.3	5	34	53.1
Jahmyr Gibbs	8-7	89	493	33	460	5.2	4	61	57.5
Jordan Mason	5-1	69	336	25	311	4.5	2	48	62.2
Dontae Smith	9-0	42	316	20	296	7.0	3	36	32.9
Jamious Griffin	7-1	42	196	10	186	4.4	2	18	26.6
Spence Massey	4-0	3	47	0	47	15.7	0	41	11.8
James Graham	1-0	6	24	3	21	3.5	0	8	21.0
Jerry Howard Jr.	9-0	3	17	0	17	5.7	0	9	1.9
Nate McCollum	5-0	2	8	0	8	4.0	0	7	1.6
Bruce Jordan-Swilli	7-0	4	5	1	4	1.0	0	4	0.6
Ahmarean Brown	7-7	2	2	3	-1	-0.5	1	2	-0.1
Team	4-0	3	0	8	-8	-2.7	0	0	-2.0
Jordan Yates	2-0	4	4	13	-9	-2.2	0	4	-4.5
Total	9	379	2081	271	1810	4.8	17	61	201.1
Opponents	9	374	1851	276	1575	4.2	19	38	175.0

Passing	gp-gs	effic	comp	att	in	pct	yds	td	lg	avg/g		
Jeff Sims	9-9	122	261	24	226	115	4.9	16	43	11	59	182.6
James Graham	1-0	10	1.08	6	13	0	46.2	85	0	28	85.0	
Jordan Yates	2-0	46	72	2	5	0	40.0	4	0	4	2.0	
Team	4-0	0	0.00	0	1	0	0.0	0	0	0	0.0	
Pressley Harvin III	8-1	0	0.00	0	1	0	0.0	0	0	0	0.0	
Ahmarean Brown	7-7	50	5.60	1	1	0	100.	9	1	9	1.3	
Total	9	120	181	33	247	115	3.8	17	41	12	59	193.4
Opponents	9	143	39	192	322	5	59.6	25	05	21	83	278.3

Receiving	gp-gs	no.	yds	avg	td	lg	avg/g
Jalen Camp	9-7	24	342	14.2	3	59	38.0
Jahmyr Gibbs	8-7	24	303	12.6	3	42	37.9
Malachi Carter	9-9	17	244	14.4	3	41	27.1
Adonicas Sanders	9-1	15	216	14.4	1	33	24.0
Ahmarean Brown	7-7	11	183	16.6	1	40	26.1
Marquez Ezzard	8-0	9	124	13.8	0	45	15.5
Peje Harris	8-2	7	90	12.9	1	31	11.2
Jordan Mason	5-1	6	67	11.2	0	37	13.4
Dontae Smith	9-0	6	52	8.7	0	20	5.8
Jack Coco	9-1	4	22	5.5	0	8	2.4
Jamious Griffin	7-1	3	45	15.0	0	25	6.4
Dylan Leonard	6-2	3	23	7.7	0	15	3.8
Nate McCollum	5-0	2	15	7.5	0	10	3.0
Dylan Deveney	6-5	2	15	7.5	0	8	2.5
Total	9	133	1741	13.1	12	59	193.4
Opponents	9	192	2505	13.0	21	83	278.3

Punt Returns	no.	yds	avg	td	lg
Marquez Ezzard	7	55	7.9	0	18
Nate McCollum	5	-1	-0.2	0	5
Josh Blancato	2	7	3.5	0	7
Ahmarean Brown	1	4	4.0	0	4
Dontae Smith	1	0	0.0	0	0
Total	16	65	4.1	0	18
Opponents	7	75	10.7	0	18

Interceptions	no.	yds	avg	td	lg
Zamari Walton	2	14	7.0	0	9
Quez Jackson	1	17	17.0	0	17
Juanyeh Thomas	1	3	3.0	0	3
Tariq Carpenter	1	43	43.0	0	43
Total	5	77	15.4	0	43
Opponents	11	261	23.7	1	47

Kick Returns	no.	yds	avg	td	lg
Dontae Smith	10	176	17.6	0	30
Jahmyr Gibbs	8	205	25.6	0	75
Juanyeh Thomas	2	17	8.5	0	13
Total	20	398	19.9	0	75
Opponents	30	616	20.5	0	49

Fumble Returns	no.	yds	avg	td	lg
David Curry	1	19	19.0	0	19
Zamari Walton	1	93	93.0	1	93
Avery Showell	1	4	4.0	0	4
Jordan Domineck	0	0	0.0	1	0
Total	3	116	38.7	2	93
Opponents	1	33	33.0	2	33

2020 Georgia Tech Football  
Georgia Tech Overall Individual Statistics (as of Dec 05, 2020)  
All games

Scoring	td	fg	PAT				dx	saf	pts
			kick	rush	rcv	pass			
Jahmyr Gibbs	7	-	-	-	-	-	-	-	42
Jeff Sims	5	-	-	-	-	0-2	-	-	30
Gavin Stewart	-	2-3	20-22	-	-	-	-	-	26
Jalen Camp	3	-	-	-	-	-	-	-	18
Dontae Smith	3	-	-	-	-	-	-	-	18
Malachi Carter	3	-	-	-	-	-	-	-	18
Jamious Griffin	2	-	-	-	-	-	-	-	12
Ahmarean Brown	2	-	-	-	-	-	-	-	12
Jordan Mason	2	-	-	-	-	-	-	-	12
Jude Kelley	-	1-5	4-5	-	-	-	-	-	7
Zamari Walton	1	-	-	-	-	-	-	-	6
Adonicas Sanders	1	-	-	0-1	-	-	-	-	6
Peje Harris	1	-	-	-	-	-	-	-	6
Jordan Domineck	1	-	-	-	-	-	-	-	6
Pressley Harvin III	-	-	-	0-1	-	-	-	-	0
Total	31	3-8	24-27	0-2	-	0-2	-	-	219
Opponents	43	11-13	41-42	-	-	0-1	-	1	334

Total Offense	g	plays	rush	pass	total	avg/g
Jeff Sims	9	336	478	1643	2121	235.7
Jahmyr Gibbs	8	89	460	0	460	57.5
Jordan Mason	5	69	311	0	311	62.2
Dontae Smith	9	42	296	0	296	32.9
Jamious Griffin	7	42	186	0	186	26.6
James Graham	1	19	21	85	106	106.0
Spence Massey	4	3	47	0	47	11.8
Jerry Howard Jr.	9	3	17	0	17	1.9
Ahmarean Brown	7	3	-1	9	8	1.1
Nate McCollum	5	2	8	0	8	1.6
Bruce Jordan-Swilli	7	4	4	0	4	0.6
Jordan Yates	2	9	-9	4	-5	-2.5
Team	4	4	-8	0	-8	-2.0
Total	9	626	1810	1741	3551	394.6
Opponents	9	696	1575	2505	4080	453.3

Field Goals	fg	pct.	01-19	20-29	30-39	40-49	50-99	lg	blk
Jude Kelley	1-5	20.0	0-0	0-2	1-2	0-1	0-0	32	3
Gavin Stewart	2-3	66.7	0-0	2-3	0-0	0-0	0-0	26	1

FG Sequence	Georgia Tech	Opponents
Florida St.	22,38,(32)	(37),46,(53)
UCF	27	-
Syracuse	26	(47),53
Louisville	-	-
Clemson	-	(30)
Boston College	-	(41),(27)
Notre Dame	44	(32)
Duke	-	(35)
NC State	(26),(22)	(40),(20),(39)

Punting	no.	yds	avg	lg	tb	fc	i20	50+	blk
Pressley Harvin III	40	190	47.7	70	3	19	16	18	0
Austin Kent	3	124	41.3	51	0	3	0	1	0
Total	43	203	47.2	70	3	22	16	19	0
Opponents	35	154	44.3	70	2	7	11	10	0

Kickoffs	no.	yds	avg	tb	ob	retn	net yd	ln
Austin Kent	37	236	63.8	10	0			
Gavin Stewart	3	138	46.0	0	0			
Jude Kelley	1	9	9.0	0	0			
Total	41	250	61.2	10	0	20.5	40.1	24
Opponents	63	390	62.0	36	3	19.9	41.4	23

Numbers in (parentheses) indicate field goal was made.

2020 Georgia Tech Football  
Georgia Tech Overall Individual Statistics (as of Dec 05, 2020)  
All games

All Purpose	g	rush	rcv	pr	kr	ir	total	avg/g
Jahmyr Gibb	8	460	303	0	205	0	968	121.0
Dontae Smith	9	296	52	0	176	0	524	58.2
Jeff Sims	9	478	0	0	0	0	478	53.1
Jordan Maso	5	311	67	0	0	0	378	75.6
Jalen Camp	9	0	342	0	0	0	342	38.0
Malachi Cart	9	0	244	0	0	0	244	27.1
Jamious Griff	7	186	45	0	0	0	231	33.0
Adonias San	9	0	216	0	0	0	216	24.0
Ahmarean Br	7	-1	183	4	0	0	186	26.6
Marquez Ezz	8	0	124	55	0	0	179	22.4
Peje Harris	8	0	90	0	0	0	90	11.2
Spence Mass	4	47	0	0	0	0	47	11.8
Tariq Carpent	9	0	0	0	0	43	43	4.8
Dylan Leonar	6	0	23	0	0	0	23	3.8
Jack Coco	9	0	22	0	0	0	22	2.4
Nate McCollu	5	8	15	-1	0	0	22	4.4
James Graha	1	21	0	0	0	0	21	21.0
Juanyeh Tho	9	0	0	0	17	3	20	2.2
Quez Jackso	9	0	0	0	0	17	17	1.9
Jerry Howard	9	17	0	0	0	0	17	1.9
Dylan Deven	6	0	15	0	0	0	15	2.5
Zamari Walto	9	0	0	0	0	14	14	1.6
Josh Blancat	9	0	0	7	0	0	7	0.8
Bruce Jordan	7	4	0	0	0	0	4	0.6
Team	4	-8	0	0	0	0	-8	-2.0
Jordan Yates	2	-9	0	0	0	0	-9	-4.5
Total	9	1810	1741	65	398	77	4091	454.6
Opponents	9	1575	2505	75	616	261	5032	559.1

2020 Georgia Tech Football  
Georgia Tech Overall Defensive Statistics (as of Dec 05, 2020)  
All games

#	Defensive Leaders	gp-gs	Tackles				Sacks no-yds	Pass defense			Fumbles		blkd	
			ua	a	tot	tfl/yds		int-yds	brup	qbh	rcv-yds	ff	kick	saf
6	David Curry	9-9	35	35	70	7.0-21	1.5-9	.	2	1	1-19	1	.	.
44	Quez Jackson	9-9	42	28	70	4.5-14	1.0-9	1-17	2	1	1-0	.	.	.
1	Juanyeh Thomas	9-9	33	19	52	0.5-2	.	1-3	1	.	.	1	.	.
39	Wesley Walker	9-4	26	16	42	2.0-6	.	.	4	1	.	.	.	.
2	Tariq Carpenter	9-8	24	10	34	2.0-2	.	1-43	5	.	.	.	.	.
2D	Zamari Walton	9-8	22	10	32	0.5-1	.	2-14	4	.	1-93	.	.	.
42	Jordan Domineck	8-4	20	11	31	7.5-36	4.0-23	.	1	1	2-0	3	.	.
2K	Kaleb Oliver	8-4	17	13	30	4.0-21	2.0-14	.	3	.	1-0	.	.	.
13	Avery Showell	8-1	17	7	24	.	.	.	2	.	1-4	.	.	.
0	Djimon Brooks	9-8	12	12	24	3.0-7	1.0-4	.	1	2	1-0	.	.	.
3	Tre Swilling	5-5	11	8	19	.	.	.	1	.	2-0	.	.	.
17	Demetrius Knight II	7-0	11	7	18	1.0-1	.	.	.	.	.	1	.	.
92	JaQuon Griffin	9-3	11	7	18	2.5-7	1.0-5	.	.	1	.	.	.	.
94	Mike Lockhart	8-4	5	13	18	2.0-3	.	.	.	1	.	.	.	.
25	Charlie Thomas	9-2	10	7	17	4.0-23	2.0-17	.	.	1	.	1	.	.
16	Myles Sims	8-2	13	2	15	1.0-2	.	.	2	.	.	.	.	.
1X	Chico Bennett Jr	9-2	6	7	13	1.5-2	.	.	.	1	.	.	.	.
24	Kenan Johnson	8-2	8	4	12	.	.	.	1	.	.	.	.	.
1	Derrik Allen	8-0	5	7	12	.	.	.	.	.	.	.	.	.
98	Curtis Ryans	7-2	6	5	11	2.5-25	2.0-24	.	.	.	.	3	.	.
8	Tobias Oliver	8-0	6	4	10	.	.	.	.	.	.	.	.	.
14	Jaylon King	8-0	5	5	10	1.0-1	.	.	.	.	.	.	.	.
9	Antonneous Clayton	5-4	6	3	9	2.5-8	2.0-8	.	.	.	.	.	.	.
35	Jared Ivey	8-1	2	4	6	1.0-3	.	.	.	2	.	.	.	.
99	D'Quon Douse	8-2	3	3	6	.	.	.	.	.	.	.	1	.
89	Antwan Owens	5-0	3	2	5	1.0-2	.	.	.	.	1-0	.	.	.
3Y	Sylvain Yondjouen	3-2	3	2	5	2.5-7	.	.	.	1	.	.	.	.
29	Bruce Jordan-Swillin	7-0	4	1	5	.	.	.	.	.	1-0	1	.	.
26	Josh Blancato	9-0	3	2	5	.	.	.	.	.	.	.	.	.
3D	Kyle Kennard	5-0	4	1	5	1.5-14	1.5-14	.	.	.	.	.	.	.
5	Jerry Howard Jr.	9-0	3	.	3	.	.	.	.	.	.	.	.	.
18	Peje Harris	8-2	1	2	3	.	.	.	.	.	.	.	.	.
97	Akelo Stone	5-1	1	1	2	1.0-6	1.0-6	.	.	.	.	.	.	.
2B	Jordan Mason	5-1	2	.	2	.	.	.	.	.	.	.	.	.
10	Jeff Sims	9-9	2	.	2	.	.	.	.	.	.	.	.	.
28	Dontae Smith	9-0	1	1	2	.	.	.	.	.	.	.	.	.
33	Tyson Meiguez	6-0	.	2	2	.	.	.	.	.	.	.	.	.
4A	Jaytlin Askew	8-0	1	1	2	1.0-7	.	.	.	.	.	.	.	.
45	Tony Amerson	3-0	1	.	1	.	.	.	.	.	.	.	.	.
95	Jahaziel Lee	4-0	1	.	1	.	.	.	.	.	.	.	.	.
31	Keegan Hemingway	2-2	1	.	1	.	.	.	.	.	.	.	.	.
20	Miles Brooks	4-0	1	.	1	.	.	.	.	.	.	.	.	.
52	Justice Dingle	4-0	.	1	1	.	.	.	.	.	.	.	.	.
91	Emmanuel Johnson	6-0	.	1	1	.	.	.	.	.	.	.	.	.
80	Dylan Leonard	6-2	1	.	1	.	.	.	.	.	.	.	.	.
1S	Adonicas Sanders	9-1	1	.	1	.	.	.	.	.	.	.	.	.
78	Jack DeFoor	9-9	1	.	1	.	.	.	.	.	.	.	.	.
48	Austin Kent	9-0	1	.	1	.	.	.	.	.	.	.	.	.
21	Jahmyr Gibbs	8-7	1	.	1	.	.	.	.	.	.	.	.	.
23	Jordan Huff	3-0	.	.	.	.	.	.	.	1	.	.	.	.
Total		9	393	264	657	57-221	19-133	5-77	29	14	12-116	11	1	.
Opponents		9	358	238	596	66-259	20-135	11-261	23	24	11-33	12	6	1



2020 Georgia Tech Football  
Georgia Tech Passing Game-by-Game (as of Dec 05, 2020)  
All games

#10 Sims, J.	Comp	Att	Int	Pct	Yards	TD	Long	Sacked	Effic
Florida St.	23	34	2	67.6	277	1	45	1-5	134.02
UCF	18	36	2	50.0	244	1	25	0-0	104.99
Syracuse	13	28	4	46.4	174	1	40	0-0	81.84
Louisville	11	21	0	52.4	249	2	41	0-0	183.41
Clemson	6	13	1	46.2	81	1	59	4-34	108.49
Boston College	12	18	1	66.7	171	2	37	3-20	172.02
Notre Dame	15	26	0	57.7	150	0	39	5-34	106.15
Duke	13	23	1	56.5	146	3	42	2-16	144.19
NC State	13	27	0	48.1	151	0	22	3-15	95.13
TOTALS	124	226	11	54.9	1643	11	59	18-124	122.26

#4 Graham, J.	Comp	Att	Int	Pct	Yards	TD	Long	Sacked	Effic
Boston College	6	13	0	46.2	85	0	28	1-3	101.08
TOTALS	6	13	0	46.2	85	0	28	1-3	101.08

#1Q Yates, J.	Comp	Att	Int	Pct	Yards	TD	Long	Sacked	Effic
Syracuse	2	4	0	50.0	4	0	4	1-8	58.40
Clemson	0	1	0	0.0	0	0	0	0-0	0.00
TOTALS	2	5	0	40.0	4	0	4	1-8	46.72

#2W Brown, Ah.	Comp	Att	Int	Pct	Yards	TD	Long	Sacked	Effic
Louisville	1	1	0	100.0	9	1	9	0-0	505.60
TOTALS	1	1	0	100.0	9	1	9	0-0	505.60

#27 Harvin III, P.	Comp	Att	Int	Pct	Yards	TD	Long	Sacked	Effic
Boston College	0	1	0	0.0	0	0	0	0-0	0.00
TOTALS	0	1	0	0.0	0	0	0	0-0	0.00

#TM Team	Comp	Att	Int	Pct	Yards	TD	Long	Sacked	Effic
UCF	0	1	0	0.0	0	0	0	0-0	0.00
TOTALS	0	1	0	0.0	0	0	0	0-0	0.00

2020 Georgia Tech Football  
Georgia Tech Rushing/Receiving Game-by-Game (as of Dec 05, 2020)  
All games

RUSHING	No-Yds/TD	FSU	UCF	SU	LOU	CU	BC	ND	DU	ST
Sims, J.	110-478/5	13-64/0	16-82/1	8-41/1	7-64/1	13--23/0	12-47/1	12-2/0	12-108/	17-93/1
Gibbs, J.	89-460/4	DNP	15-66/1	18-105/	13-61/1	15-67/0	8-9/0	14-61/0	6-91/2	-
Mason, J.	69-311/2	14-55/1	DNP	DNP	DNP	DNP	6-27/0	7-25/1	21-105/	21-99/0
Smith, Dontae	42-296/3	1-9/0	5-35/0	8-75/0	8-44/1	6-30/0	-	-	5-60/2	9-43/0
Griffin, J.	42-186/2	9-42/0	8-44/0	15-54/1	5-14/1	2-7/0	-	DNP	DNP	3-25/0
Massey, S.	3-47/0	DNP	DNP	-	DNP	3-47/0	-	DNP	DNP	-
Graham, J.	6-21/0	DNP	DNP	DNP	DNP	DNP	6-21/0	DNP	DNP	DNP
Howard, J.	3-17/0	-	-	-	1-9/0	-	-	-	2-8/0	-
McCollum, N.	2-8/0	DNP	DNP	DNP	DNP	-	-	-	1-7/0	1-1/0
Jordan-Swilling	4-4/0	DNP	DNP	1-4/0	-	3-0/0	-	-	-	-
Brown, Ah.	2--1/1	1--3/0	-	-	-	-	1-2/1	-	DNP	DNP
Team	3--8/0	2--6/0	-	DNP	DNP	DNP	DNP	DNP	1--2/0	-
Yates, J.	4--9/0	DNP	DNP	2--4/0	DNP	2--5/0	DNP	DNP	DNP	DNP

RECEIVING	No-Yds/TD	FSU	UCF	SU	LOU	CU	BC	ND	DU	ST
Camp, J.	24-342/3	5-57/0	2-27/0	3-27/0	4-31/1	1-59/1	2-25/0	3-64/0	2-30/1	2-22/0
Gibbs, J.	24-303/3	DNP	4-60/1	2-26/1	2-60/1	3-23/0	4-37/0	5-49/0	4-48/0	-
Carter, M.	17-244/3	6-66/1	1-11/0	4-47/0	3-89/1	-	1-5/0	-	2-26/1	-
Sanders, A.	15-216/1	1-5/0	-	2-21/0	1-33/0	-	1-14/0	2-14/0	1-24/1	7-105/0
Brown, Ah.	11-183/1	3-25/0	1-11/0	1-40/0	1-30/0	1-2/0	4-75/1	-	DNP	DNP
Ezzard M.	9-124/0	1-45/0	3-33/0	2-10/0	-	-	2-23/0	1-13/0	-	DNP
Harris, P.	7-90/1	1-7/0	2-38/0	-	DNP	-	1-31/1	-	2-8/0	1-6/0
Mason, J.	6-67/0	1-18/0	DNP	DNP	DNP	DNP	1-37/0	1--2/0	1-6/0	2-8/0
Smith, Dontae	6-52/0	2-32/0	2-18/0	-	-	1--3/0	1-5/0	-	-	-
Griffin, J.	3-45/0	1-7/0	2-38/0	-	-	-	-	DNP	DNP	-
Leonard, D.	3-23/0	DNP	DNP	DNP	1-15/0	-	1-4/0	1-4/0	-	-
Coco, J.	4-22/0	-	1-8/0	1-7/0	-	-	-	1-3/0	1-4/0	-
McCollum, N.	2-15/0	DNP	DNP	DNP	DNP	-	-	1-5/0	-	1-10/0
Deveney, D.	2-15/0	2-15/0	DNP	DNP	-	-	DNP	-	-	-

2020 Georgia Tech Football  
Georgia Tech Total Tackles Game-by-Game (as of Dec 05, 2020)  
All games

Total Tackles	UA-A	Total	FSU	UCF	SU	LOU	CU	BC	ND	DU	ST
Curry, D.	35-35	70	4-2	4-4	4-3	2-5	3-1	5-3	2-4	7-5	4-8
Jackson, Q.	42-28	70	7-2	4-5	5-1	4-5	2-2	5-4	7-4	6-2	2-3
Thomas, Jua.	33-19	52	1-3	2-1	7-3	4-2	4-2	4-1	7-0	4-2	0-5
Walker, W.	26-16	42	1-1	3-2	3-0	5-2	3-1	3-2	0-3	3-3	5-2
Carpenter, T.	24-10	34	2-1	5-0	3-0	3-1	2-2	3-3	-	4-1	2-2
Walton, Z.	22-10	32	4-3	3-0	-	4-1	3-1	2-3	1-2	-	5-0
Domineck, J.	20-11	31	3-0	2-1	3-1	2-4	2-1	2-2	3-0	3-2	DNP
Oliver, K.	17-13	30	2-1	4-1	1-1	2-1	3-2	0-2	4-3	1-2	DNP
Brooks, D.	12-12	24	1-2	2-1	3-1	0-2	1-1	-	2-2	2-2	1-1
Showell, A.	17-7	24	2-1	4-3	2-0	0-1	6-1	0-1	2-0	1-0	DNP
Swilling, T.	11-8	19	DNP	DNP	DNP	1-4	1-0	1-2	3-1	5-1	DNP
Knight, D.	11-7	18	2-2	3-1	1-0	2-1	1-0	DNP	2-2	DNP	0-1
Griffin, Jaq.	11-7	18	1-0	-	5-0	1-0	3-0	0-1	1-1	0-1	0-4
Lockhart, M.	5-13	18	1-2	1-1	2-0	DNP	0-2	1-4	0-1	0-1	0-2
Thomas, C.	10-7	17	-	4-2	-	2-0	2-2	1-0	0-2	1-1	-
Sims, M.	13-2	15	4-1	3-1	-	1-0	DNP	-	2-0	-	3-0
Bennett, C.	6-7	13	1-2	1-1	-	0-2	2-0	-	1-1	1-1	-
Johnson, K.	8-4	12	2-1	1-0	-	0-3	-	-	DNP	1-0	4-0
Allen, D.	5-7	12	-	0-1	1-0	1-3	2-0	DNP	-	1-3	-
Ryans, C.	6-5	11	3-1	DNP	-	0-2	2-1	1-1	-	-	DNP
King, J.	5-5	10	-	-	2-0	1-2	0-1	1-1	-	1-1	DNP
Oliver, T.	6-4	10	-	1-0	-	-	DNP	2-1	1-2	1-0	1-1
Clayton, A.	6-3	9	DNP	DNP	2-0	2-3	1-0	1-0	DNP	-	DNP
Douse, D.	3-3	6	-	1-0	-	1-3	-	-	DNP	1-0	-
Ivey, J.	2-4	6	DNP	-	-	-	0-1	0-1	1-0	-	1-2
Owens, A.	3-2	5	DNP	DNP	DNP	DNP	2-1	-	0-1	-	1-0
Blancato, J.	3-2	5	1-2	-	-	-	-	-	-	1-0	1-0
Yondjouen, S.	3-2	5	0-2	1-0	2-0	DNP	DNP	DNP	DNP	DNP	DNP
Kennard, K.	4-1	5	DNP	DNP	DNP	1-0	DNP	-	1-0	1-0	1-1
Jordan-Swilling	4-1	5	DNP	DNP	-	1-0	2-0	-	-	1-0	0-1
Harris, P.	1-2	3	0-1	0-1	1-0	DNP	-	-	-	-	-
Howard, J.	3-0	3	-	-	1-0	-	-	-	-	1-0	1-0
Meiguez, T.	0-2	2	DNP	-	-	DNP	DNP	-	-	0-1	0-1
Askew, J.	1-1	2	-	-	-	-	1-0	-	0-1	-	DNP
Sims, J.	2-0	2	-	-	-	-	1-0	-	-	1-0	-
Mason, J.	2-0	2	2-0	DNP	DNP	DNP	DNP	-	-	-	-
Smith, Dontae	1-1	2	-	-	-	1-1	-	-	-	-	-
Stone, A.	1-1	2	DNP	DNP	DNP	0-1	DNP	-	-	1-0	-
Lee, J.	1-0	1	1-0	-	-	-	DNP	DNP	DNP	DNP	DNP
Amerson, T.	1-0	1	DNP	DNP	-	DNP	1-0	-	DNP	DNP	DNP
Hemingway, K.	1-0	1	DNP	DNP	DNP	DNP	DNP	-	DNP	DNP	1-0
Leonard, D.	1-0	1	DNP	DNP	DNP	-	1-0	-	-	-	-
Johnson, E.	0-1	1	DNP	-	-	-	DNP	DNP	-	0-1	-
Gibbs, J.	1-0	1	DNP	-	-	-	1-0	-	-	-	-
Brooks, M.	1-0	1	DNP	DNP	DNP	DNP	DNP	-	-	-	1-0
Defoor, J.	1-0	1	1-0	-	-	-	-	-	-	-	-
Sanders, A.	1-0	1	-	-	1-0	-	-	-	-	-	-

Total Tackles	UA-A	Total	FSU	UCF	SU	LOU	CU	BC	ND	DU	ST
Dingle, J.	0-1	1	DNP	DNP	DNP	0-1	-	-	-	DNP	DNP
Kent, A.	1-0	1	-	-	-	1-0	-	-	-	-	-



2020 Georgia Tech Football  
Georgia Tech Team Game-by-Game (as of Dec 05, 2020)  
All games

TEAM STATISTICS

		Rushing				Receiving				Passing				Kick Returns				Punt Returns				tot		
Date	Opponent	no.	yds	td	lg	no.	yds	td	lg	cmp	att	int	yds	td	lg	no.	yds	td	lg	no.	yds	td	lg	off
Sep 12	at Florida St.	40	161	1	19	23	277	1	45	23	34	2	277	1	45	4	60	0	22	2	21	0	14	438
Sep 19	UCF	44	227	2	33	18	244	1	25	18	37	2	244	1	25	2	93	0	75	0	0	0	0	471
Sep 26	at Syracuse	52	275	2	30	15	178	1	40	15	32	4	178	1	40	3	44	0	16	5	42	0	18	453
Oct 09	LOUISVILLE	34	192	4	22	12	258	3	41	12	22	0	258	3	41	1	15	0	15	0	0	0	0	450
Oct 17	CLEMSON	44	123	0	41	6	81	1	59	6	14	1	81	1	59	2	44	0	27	3	4	0	5	204
Oct 24	at Boston College	33	106	2	25	18	256	2	37	18	32	1	256	2	37	5	102	0	30	0	0	0	0	362
Oct 31	NOTRE DAME	33	88	1	14	15	150	0	39	15	26	0	150	0	39	1	10	0	10	3	3	0	4	238
Nov 28	DUKE	48	377	4	61	13	146	3	42	13	23	1	146	3	42	2	30	0	30	2	-5	0	0	523
Dec 05	at NC State	51	261	1	34	13	151	0	22	13	27	0	151	0	22	0	0	0	0	1	0	0	0	412
		379	1810	17	61	133	1741	12	59	133	247	1	1741	12	59	20	398	0	75	16	65	0	18	3551
Opponents		374	1575	19	38	192	2505	21	83	192	322	5	2505	21	83	30	616	0	49	7	75	0	18	4080

Games: 9 • Avg/rush: 4.8 • Avg/catch: 13.1 • Pass effic: 120.18 • KR avg: 19.9 • PR avg: 4.1 • All purpose avg/game: 454.6 • Total offense

Date	Opponent	Tackles				Sacks no-yds	Fumble ff fr-yds		Pass Defense int-yds qbh brup			blkd kick	PAT Attempts kick rush rcv			off saf t/o pts		
		ua	a	total	tfl-yds													
Sep 1	at Florida St.	46	30	76	6.0-36	3.0-28	3	2-19	1-17	3	7	0	1-2	0	0	0	3	16
Sep 1	UCF	49	26	75	7.0-29	2.0-17	1	1-4	1-3	2	3	0	3-3	0	0	0	0	21
Sep 2	at Syracuse	49	10	59	6.0-15	1.0-7	0	0-0	1-5	2	1	1	2-2	0	0	0	6	20
Oct 09	LOUISVILLE	42	50	92	8.0-29	3.0-17	3	3-0	0-0	1	1	0	4-5	0	0	0	19	46
Oct 17	CLEMSON	52	22	74	4.0-23	2.0-14	1	1-0	1-9	0	5	0	1-1	0	0	0	0	7
Oct 24	at Boston College	32	32	64	4.0-8	0.0-0	0	0-0	0-0	0	1	0	3-4	0	0	0	0	27
Oct 31	NOTRE DAME	40	30	70	7.0-23	2.0-10	1	1-93	0-0	1	0	0	1-1	0	0	0	7	13
Nov 2	DUKE	49	30	79	8.0-28	4.0-21	2	4-0	1-43	1	7	0	8-8	0	0	0	21	56
Dec 0	at NC State	34	34	68	7.0-30	2.0-19	0	0-0	0-0	4	4	0	1-1	0	0	0	0	13
Opponents		393	264	657	57.0-221	19.0-133	11	12-11	5-77	14	29	1	24-27	0	0	0	56	219
		358	238	596	66.0-259	19.0-132	12	11-33	11-261	24	23	6	41-42	0	0	1	93	334

Date	Opponent	Punting										Field Goals			Kickoffs				
		no.	yds	avg	long	blkd	tb	fc	50+	i20		md-att	long	blkd	no.	yds	avg	tb	ob
Sep 1	at Florida St.	3	125	41.7	53	0	0	1	1	1		1-3	32	2	4	252	63.0	1	0
Sep 1	UCF	4	205	51.2	70	0	0	2	2	3		0-1	0	1	3	170	56.7	2	0
Sep 2	at Syracuse	7	345	49.3	64	0	0	3	3	3		0-1	0	1	4	204	51.0	0	0
Oct 09	LOUISVILLE	5	239	47.8	57	0	1	2	2	2		0-0	0	0	8	515	64.4	3	0
Oct 17	CLEMSON	9	435	48.3	56	0	0	4	5	3		0-0	0	0	2	130	65.0	0	0
Oct 24	at Boston College	4	204	51.0	54	0	0	4	3	3		0-0	0	0	4	204	51.0	3	0
Oct 31	NOTRE DAME	4	165	41.2	58	0	1	3	1	0		0-1	0	0	2	125	62.5	0	0
Nov 2	DUKE	3	124	41.3	51	0	0	3	1	0		0-0	0	0	10	658	65.8	1	0
Dec 0	at NC State	4	188	47.0	60	0	1	0	1	1		2-2	26	0	4	251	62.8	0	0
Opponents		43	2030	47.2	70	0	3	22	19	16		3-8	32	4	41	2509	61.2	10	0
		35	1549	44.3	70	0	2	7	10	11		11-13	53	0	63	3906	62.0	36	3

2020 Georgia Tech Football  
Georgia Tech Opponent Game-by-Game (as of Dec 05, 2020)  
All games

OPPONENT STATISTICS

		Rushing				Receiving				Passing				Kick Returns				Punt Returns				tot		
Date	Opponent	no.	yds	td	lg	no.	yds	td	lg	cmp	att	int	yds	td	lg	no.	yds	td	lg	no.	yds	td	lg	off
Sep 12	at Florida St.	35	109	0	16	23	198	1	27	23	45	1	198	1	27	3	75	0	31	1	16	0	16	307
Sep 19	UCF	51	243	3	23	27	417	4	49	27	41	1	417	4	49	0	0	0	0	0	0	0	0	660
Sep 26	at Syracuse	41	163	2	38	13	194	2	46	13	24	1	194	2	46	4	86	0	49	1	13	0	13	357
Oct 09	LOUISVILLE	48	242	2	28	19	229	2	36	19	33	0	229	2	36	5	119	0	42	1	16	0	16	471
Oct 17	CLEMSON	39	171	3	29	33	500	7	83	33	49	1	500	7	83	2	25	0	17	1	13	0	13	671
Oct 24	at Boston College	44	264	3	34	13	145	2	30	13	21	0	145	2	30	1	0	0	0	0	0	0	0	409
Oct 31	NOTRE DAME	44	227	3	21	18	199	1	34	18	26	0	199	1	34	2	39	0	20	0	0	0	0	426
Nov 28	DUKE	40	68	1	23	23	314	2	44	23	47	1	314	2	44	9	190	0	40	0	0	0	0	382
Dec 05	at NC State	32	88	2	20	23	309	0	36	23	36	0	309	0	36	4	82	0	26	3	17	0	18	397
		374	1575	19	38	192	2505	21	83	192	322	5	2505	21	83	30	616	0	49	7	75	0	18	4080
Georgia Tech		379	1810	17	61	133	1741	12	59	133	247	1	1741	12	59	20	398	0	75	16	65	0	18	3551

Games: 9 • Avg/rush: 4.2 • Avg/catch: 13.0 • Pass effic: 143.39 • KR avg: 20.5 • PR avg: 10.7 • All purpose avg/game: 559.1 • Total offense: 4080

Date	Opponent	Tackles				Sacks no-yds	Fumble ff fr-yds		Pass Defense int-yds qbh brup			blkd kick	PAT Attempts kick rush rcv			off saf t/o pts		
		ua	a	total	tfl-yds													
Sep 1	at Florida St.	47	30	77	6.0-24	1.0-5	0	0-0	2-74	2	5	3	1-1	0	0	0	7	13
Sep 1	UCF	45	28	73	6.0-10	0.0-0	3	3-0	2-9	4	3	1	7-7	0	0	0	14	49
Sep 2	at Syracuse	55	20	75	4.0-21	1.0-8	1	1-0	4-114	8	4	1	4-5	0	0	0	17	37
Oct 09	LOUISVILLE	29	20	49	2.0-3	0.0-0	0	0-0	0-0	2	1	1	3-3	0	0	0	0	27
Oct 17	CLEMSON	38	27	65	12.0-47	4.0-34	2	2-0	1-31	1	0	0	10-10	0	0	0	17	73
Oct 24	at Boston College	31	24	55	6.0-39	4.0-20	1	2-33	1-0	0	2	0	6-6	0	0	0	21	48
Oct 31	NOTRE DAME	35	19	54	9.0-48	5.0-34	2	1-0	0-0	2	2	0	4-4	0	0	0	7	31
Nov 2	DUKE	40	22	62	10.0-37	2.0-16	1	2-0	1-33	0	0	0	4-4	0	0	1	10	33
Dec 0	at NC State	38	48	86	11.0-30	3.0-15	2	0-0	0-0	5	6	0	2-2	0	0	0	0	23
		358	238	596	66.0-259	19.0-132	12	11-33	11-261	24	23	6	41-42	0	0	1	93	334
Georgia Tech		393	264	657	57.0-221	19.0-133	11	12-11	5-77	14	29	1	24-27	0	0	0	56	219

		Punting										Field Goals			Kickoffs				
Date	Opponent	no.	yds	avg	long	blkd	tb	fc	50+	i20	md-att	long	blkd	no.	yds	avg	tb	ob	
Sep 1	at Florida St.	3	145	48.3	50	0	1	0	1	0	2-3	53	0	4	245	61.2	0	0	
Sep 1	UCF	3	136	45.3	55	0	0	2	1	0	0-0	0	0	8	515	64.4	6	0	
Sep 2	at Syracuse	6	295	49.2	55	0	0	1	4	1	1-2	47	0	7	442	63.1	4	0	
Oct 09	LOUISVILLE	4	158	39.5	61	0	0	0	1	2	0-0	0	0	5	317	63.4	4	0	
Oct 17	CLEMSON	4	189	47.2	55	0	0	0	1	2	1-1	30	0	12	773	64.4	9	1	
Oct 24	at Boston College	3	128	42.7	56	0	1	0	1	1	2-2	41	0	9	567	63.0	4	0	
Oct 31	NOTRE DAME	3	119	39.7	45	0	0	0	0	0	1-1	32	0	6	313	52.2	2	0	
Nov 2	DUKE	6	264	44.0	70	0	0	2	1	4	1-1	35	0	6	369	61.5	2	2	
Dec 0	at NC State	3	115	38.3	48	0	0	2	0	1	3-3	40	0	6	365	60.8	5	0	
		35	1549	44.3	70	0	2	7	10	11	11-13	53	0	63	3906	62.0	36	3	
Georgia Tech		43	2030	47.2	70	0	3	22	19	16	3-8	32	4	41	2509	61.2	10	0	

2020 Georgia Tech Football  
Georgia Tech Team Game-by-Game Comparison (as of Dec 05, 2020)  
All games

Opponent	Score	First Downs				Rushing Number-Yards	Passing		Total Offense Plays-Yards	Return Yards	Turn- Overs
		Total	Rush	Pass	Pen		Comp-Att-Int	Yards			
Florida St.	16-13	24 / 21	12 / 10	12 / 11	0 / 0	40-161 / 35-109	23-34-2 / 23-45-1	277 / 198	74-438 / 80-307	117 / 165	2 / 3
UCF	21-49	23 / 31	11 / 14	12 / 15	0 / 2	44-227 / 51-243	18-37-2 / 27-41-1	244 / 417	81-471 / 92-660	100 / 9	5 / 2
Syracuse	20-37	23 / 14	14 / 6	7 / 7	2 / 1	52-275 / 41-163	15-32-4 / 13-24-1	178 / 194	84-453 / 65-357	91 / 213	5 / 1
LOUISVILLE	46-27	19 / 24	9 / 13	9 / 10	1 / 1	34-192 / 48-242	12-22-0 / 19-33-0	258 / 229	56-450 / 81-471	15 / 135	0 / 3
CLEMSON	7-73	7 / 29	4 / 8	2 / 20	1 / 1	44-123 / 39-171	6-14-1 / 33-49-1	81 / 500	58-204 / 88-671	57 / 69	3 / 2
Boston College	27-48	19 / 23	3 / 13	11 / 7	5 / 3	33-106 / 44-264	18-32-1 / 13-21-0	256 / 145	65-362 / 65-409	102 / 33	3 / 0
NOTRE DAME	13-31	17 / 24	10 / 13	5 / 9	2 / 2	33-88 / 44-227	15-26-0 / 18-26-0	150 / 199	59-238 / 70-426	106 / 39	1 / 1
DUKE	56-33	23 / 23	16 / 6	6 / 14	1 / 3	48-377 / 40-68	13-23-1 / 23-47-1	146 / 314	71-523 / 87-382	68 / 223	3 / 5
NC State	13-23	23 / 24	14 / 4	8 / 16	1 / 4	51-261 / 32-88	13-27-0 / 23-36-0	151 / 309	78-412 / 68-397	0 / 99	0 / 0
Totals	21-33	17 / 21	93 / 87	72 / 10	13 / 17	379-181 / 374-157	133-247-1 / 192-322-5	174 / 250	626-355 / 696-408	656 / 985	22 / 17

Opponent	3rd Down Conversions	4th Down Conversions	Time of Possession	TOP Margin	Avg Yds/Rush	Avg Yds/Pass	Avg Yds/Play	Punting Number-Avg	Penalties Number-Yards	Sacks
Florida St.	8-16 / 6-17	1-1 / 3-5	29:58 / 30:02	-0:04	4.0 / 3.1	8.1 / 4.4	5.9 / 3.8	3-41.7 / 3-48.3	10-80 / 8-55	3 / 1
UCF	7-15 / 10-16	1-3 / 1-3	28:08 / 31:52	-3:44	5.2 / 4.8	6.6 / 10.2	5.8 / 7.2	4-51.2 / 3-45.3	7-49 / 8-51	2 / 0
Syracuse	6-18 / 5-15	1-2 / 1-3	34:08 / 25:52	8:16	5.3 / 4.0	5.6 / 8.1	5.4 / 5.5	7-49.3 / 6-49.2	15-10 / 7-85	1 / 1
LOUISVILLE	6-12 / 9-17	1-1 / 2-3	23:22 / 36:38	-13:16	5.6 / 5.0	11.7 / 6.9	8.0 / 5.8	5-47.8 / 4-39.5	7-55 / 9-78	3 / 0
CLEMSON	2-14 / 9-17	0-3 / 2-2	24:07 / 35:53	-11:46	2.8 / 4.4	5.8 / 10.2	3.5 / 7.6	9-48.3 / 4-47.2	3-40 / 2-20	2 / 4
Boston College	2-12 / 3-9	2-4 / 0-0	26:05 / 33:25	-7:20	3.2 / 6.0	8.0 / 6.9	5.6 / 6.3	4-51.0 / 3-42.7	10-62 / 10-10	0 / 4
NOTRE DAME	5-12 / 10-15	0-2 / 0-0	23:06 / 36:54	-13:48	2.7 / 5.2	5.8 / 7.7	4.0 / 6.1	4-41.2 / 3-39.7	6-50 / 5-50	2 / 5
DUKE	9-14 / 6-17	0-2 / 1-3	27:57 / 32:03	-4:06	7.9 / 1.7	6.3 / 6.7	7.4 / 4.4	3-41.3 / 6-44.0	11-11 / 8-63	4 / 2
NC State	10-19 / 5-12	0-3 / 0-1	31:53 / 28:07	3:46	5.1 / 2.8	5.6 / 8.6	5.3 / 5.8	4-47.0 / 3-38.3	12-11 / 7-78	2 / 3
Totals	55-13 / 63-13	6-21 / 10-20	248:44 / 290:46	-42:02	4.8 / 4.2	7.0 / 7.8	5.7 / 5.9	43-47.2 / 35-44.3	81-66 / 64-58	19 / 20

Note: Game totals are displayed in the format TEAM/OPPONENT for each category

2020 Georgia Tech Football  
Georgia Tech By-Quarter Statistics (as of Dec 05, 2020)  
All games

3rd-Down Conversions

Date	Opponent	Score	Overall		1st Qtr		2nd Qtr		3rd Qtr		4th Qtr		Overtime	
Sep 12, 202	at Florida St.	16-13	8-16	50.0	1-4	25.0	2-5	40.0	4-4	100.0	1-3	33.3		
Sep 19, 202	UCF	L 21-49	7-15	46.7	3-3	100.0	1-5	20.0	1-4	25.0	2-3	66.7		
Sep 26, 202	at Syracuse	L 20-37	6-18	33.3	2-4	50.0	2-5	40.0	2-4	50.0	0-5	0.0		
Oct 09, 202	LOUISVILLE	46-27	6-12	50.0	0-2	0.0	1-3	33.3	3-4	75.0	2-3	66.7		
Oct 17, 202	CLEMSON	L 7-73	2-14	14.3	1-5	20.0	0-3	0.0	0-3	0.0	1-3	33.3		
Oct 24, 202	at Boston College	L 27-48	2-12	16.7	0-2	0.0	1-2	50.0	1-4	25.0	0-4	0.0		
Oct 31, 202	NOTRE DAME	L 13-31	5-12	41.7	1-2	50.0	3-5	60.0	0-2	0.0	1-3	33.3		
Nov 28, 202	DUKE	56-33	9-14	64.3	4-6	66.7	1-3	33.3	1-2	50.0	3-3	100.0		
Dec 05, 202	at NC State	L 13-23	10-19	52.6	2-5	40.0	2-4	50.0	4-5	80.0	2-5	40.0		
Georgia Tech			55-13	41.7	14-33	42.4	13-35	37.1	16-32	50.0	12-32	37.5	0-0	0.0
Opponents			63-13	46.7	21-36	58.3	21-40	52.5	10-29	34.5	11-30	36.7	0-0	0.0

4th-Down Conversions

Date	Opponent	Score	Overall		1st Qtr		2nd Qtr		3rd Qtr		4th Qtr		Overtime	
Sep 12, 202	at Florida St.	16-13	1-1	100.0	1-1	100.0	0-0	0.0	0-0	0.0	0-0	0.0		
Sep 19, 202	UCF	L 21-49	1-3	33.3	0-0	0.0	1-1	100.0	0-1	0.0	0-1	0.0		
Sep 26, 202	at Syracuse	L 20-37	1-2	50.0	0-0	0.0	1-1	100.0	0-0	0.0	0-1	0.0		
Oct 09, 202	LOUISVILLE	46-27	1-1	100.0	1-1	100.0	0-0	0.0	0-0	0.0	0-0	0.0		
Oct 17, 202	CLEMSON	L 7-73	0-3	0.0	0-1	0.0	0-1	0.0	0-1	0.0	0-0	0.0		
Oct 24, 202	at Boston College	L 27-48	2-4	50.0	0-1	0.0	0-0	0.0	1-1	100.0	1-2	50.0		
Oct 31, 202	NOTRE DAME	L 13-31	0-2	0.0	0-0	0.0	0-1	0.0	0-0	0.0	0-1	0.0		
Nov 28, 202	DUKE	56-33	0-2	0.0	0-0	0.0	0-1	0.0	0-1	0.0	0-0	0.0		
Dec 05, 202	at NC State	L 13-23	0-3	0.0	0-0	0.0	0-2	0.0	0-0	0.0	0-1	0.0		
Georgia Tech			6-21	28.6	2-4	50.0	2-7	28.6	1-4	25.0	1-6	16.7	0-0	0.0
Opponents			10-20	50.0	1-1	100.0	3-3	100.0	4-7	57.1	2-9	22.2	0-0	0.0

Time of Possession

Date	Opponent	Score	Overall	1st Qtr	2nd Qtr	3rd Qtr	4th Qtr	Overtime
Sep 12, 202	at Florida St.	16-13	29:58	8:04	9:31	5:39	6:44	
Sep 19, 202	UCF	L 21-49	28:08	9:59	5:43	6:46	5:40	
Sep 26, 202	at Syracuse	L 20-37	34:08	6:52	8:39	11:40	6:57	
Oct 09, 202	LOUISVILLE	46-27	23:22	5:01	4:27	5:36	8:18	
Oct 17, 202	CLEMSON	L 7-73	24:07	7:04	4:19	7:35	5:09	
Oct 24, 202	at Boston College	L 27-48	26:05	6:03	3:47	8:05	8:10	
Oct 31, 202	NOTRE DAME	L 13-31	23:06	2:41	6:46	8:05	5:34	
Nov 28, 202	DUKE	56-33	27:57	7:23	6:32	6:27	7:35	
Dec 05, 202	at NC State	L 13-23	31:53	7:13	9:02	9:41	5:57	
Georgia Tech			Total	248:44	60:20	58:46	69:34	0:00
			Avg.	27:38	6:42	6:31	7:43	0:00
Opponents			Total	290:46	74:40	75:44	65:26	0:00
			Avg.	32:18	8:17	8:24	7:16	0:00



## Georgia Tech Inside Opponent Red-Zone

## Opponents Inside Georgia Tech Red-Zone

			Times	Times	Total		Rush	Pass	FGs	Failed to score inside RZ					
Date	Opponent	Score	In RZ	Score	Pts	TDs	TDs	TDs	Made	FGA	Down	Int	Fum	Half	Gam
Sep 12, 202	at Florida St.	16-13	2	2	10	1	0	1	1	0	0	0	0	0	0
Sep 19, 202	UCF	L 21-49	7	6	42	6	3	3	0	0	0	0	0	1	0
Sep 26, 202	at Syracuse	L 20-37	3	1	7	1	1	0	0	0	2	0	0	0	0
Oct 09, 202	LOUISVILLE	46-27	3	3	20	3	2	1	0	0	0	0	0	0	0
Oct 17, 202	CLEMSON	L 7-73	8	8	52	7	3	4	1	0	0	0	0	0	0
Oct 24, 202	at Boston College	L 27-48	5	5	27	3	1	2	2	0	0	0	0	0	0
Oct 31, 202	NOTRE DAME	L 13-31	7	5	31	4	3	1	1	0	0	0	1	1	0
Nov 28, 202	DUKE	56-33	2	2	10	1	1	0	1	0	0	0	0	0	0
Dec 05, 202	at NC State	L 13-23	5	4	20	2	2	0	2	0	1	0	0	0	0
Totals			42	36	219	28	16	12	8	0	3	0	1	2	0
36 of 42 (85.7%)															

2020 Georgia Tech Football  
Georgia Tech Game Superlatives (as of Dec 05, 2020)  
All games

INDIVIDUAL GAME HIGHS

Rushes	21	Jordan Mason vs Duke (Nov 28, 2020)
	21	Jordan Mason at NC State (Dec 05, 2020)
Yards Rushing	108	Jeff Sims vs Duke (Nov 28, 2020)
TD Rushes	2	Jahmyr Gibbs vs Duke (Nov 28, 2020)
	2	Dontae Smith vs Duke (Nov 28, 2020)
Long Rush	61	Jahmyr Gibbs vs Duke (Nov 28, 2020)
Pass attempts	36	Jeff Sims vs UCF (Sep 19, 2020)
Pass completions	23	Jeff Sims at Florida St. (Sep 12, 2020)
Yards Passing	277	Jeff Sims at Florida St. (Sep 12, 2020)
TD Passes	3	Jeff Sims vs Duke (Nov 28, 2020)
Long Pass	59	Jeff Sims vs Clemson (Oct 17, 2020)
Receptions	7	Adonisas Sanders at NC State (Dec 05, 2020)
Yards Receiving	105	Adonisas Sanders at NC State (Dec 05, 2020)
TD Receptions	1	Malachi Carter at Florida St. (Sep 12, 2020)
	1	Jahmyr Gibbs vs UCF (Sep 19, 2020)
	1	Jahmyr Gibbs at Syracuse (Sep 26, 2020)
	1	Jalen Camp vs Louisville (Oct 09, 2020)
	1	Malachi Carter vs Louisville (Oct 09, 2020)
	1	Jahmyr Gibbs vs Louisville (Oct 09, 2020)
	1	Jalen Camp vs Clemson (Oct 17, 2020)
	1	Ahmarean Brown at Boston College (Oct 24, 2020)
	1	Peje Harris at Boston College (Oct 24, 2020)
	1	Jalen Camp vs Duke (Nov 28, 2020)
	1	Malachi Carter vs Duke (Nov 28, 2020)
	1	Adonisas Sanders vs Duke (Nov 28, 2020)
Long Reception	59	Jalen Camp vs Clemson (Oct 17, 2020)
Field Goals	2	Gavin Stewart at NC State (Dec 05, 2020)
Long Field Goal	32	Jude Kelley at Florida St. (Sep 12, 2020)
Punts	9	Pressley Harvin III vs Clemson (Oct 17, 2020)
Punting Avg	51.2	Pressley Harvin III vs UCF (Sep 19, 2020)
Long Punt	70	Pressley Harvin III vs UCF (Sep 19, 2020)
Punts inside 20	3	Pressley Harvin III vs UCF (Sep 19, 2020)
	3	Pressley Harvin III at Syracuse (Sep 26, 2020)
	3	Pressley Harvin III vs Clemson (Oct 17, 2020)
	3	Pressley Harvin III at Boston College (Oct 24, 2020)
Long Punt Return	18	Marquez Ezzard at Syracuse (Sep 26, 2020)
Long Kickoff Return	75	Jahmyr Gibbs vs UCF (Sep 19, 2020)
Tackles	12	David Curry vs Duke (Nov 28, 2020)
	12	David Curry at NC State (Dec 05, 2020)
Sacks	2.0	Curtis Ryans at Florida St. (Sep 12, 2020)
	2.0	Charlie Thomas vs UCF (Sep 19, 2020)
	2.0	Antonneous Clayton vs Louisville (Oct 09, 2020)
	2.0	Jordan Domineck vs Duke (Nov 28, 2020)
Tackles For Loss	3.0	Charlie Thomas vs UCF (Sep 19, 2020)
Interceptions	1	Quez Jackson at Florida St. (Sep 12, 2020)
	1	Juanyeh Thomas vs UCF (Sep 19, 2020)
	1	Zamari Walton at Syracuse (Sep 26, 2020)
	1	Zamari Walton vs Clemson (Oct 17, 2020)
	1	Tariq Carpenter vs Duke (Nov 28, 2020)

2020 Georgia Tech Football  
Georgia Tech Game Superlatives (as of Dec 05, 2020)  
All games

TEAM GAME HIGHS

Rushes	52	at Syracuse (Sep 26, 2020)
Yards Rushing	377	vs Duke (Nov 28, 2020)
Yards Per Rush	7.9	vs Duke (Nov 28, 2020)
TD Rushes	4	vs Louisville (Oct 09, 2020)
	4	vs Duke (Nov 28, 2020)
Pass attempts	37	vs UCF (Sep 19, 2020)
Pass completions	23	at Florida St. (Sep 12, 2020)
Yards Passing	277	at Florida St. (Sep 12, 2020)
Yards Per Pass	11.7	vs Louisville (Oct 09, 2020)
TD Passes	3	vs Louisville (Oct 09, 2020)
	3	vs Duke (Nov 28, 2020)
Total Plays	84	at Syracuse (Sep 26, 2020)
Total Offense	523	vs Duke (Nov 28, 2020)
Yards Per Play	8.0	vs Louisville (Oct 09, 2020)
Points	56	vs Duke (Nov 28, 2020)
Sacks By	4	vs Duke (Nov 28, 2020)
First Downs	24	at Florida St. (Sep 12, 2020)
Penalties	15	at Syracuse (Sep 26, 2020)
Penalty Yards	112	vs Duke (Nov 28, 2020)
Turnovers	5	vs UCF (Sep 19, 2020)
	5	at Syracuse (Sep 26, 2020)
Interceptions By	1	at Florida St. (Sep 12, 2020)
	1	vs UCF (Sep 19, 2020)
	1	at Syracuse (Sep 26, 2020)
	1	vs Clemson (Oct 17, 2020)
	1	vs Duke (Nov 28, 2020)
Punts	9	vs Clemson (Oct 17, 2020)
Punting Avg	51.2	vs UCF (Sep 19, 2020)
Long Punt	70	vs UCF (Sep 19, 2020)
Punts inside 20	3	vs UCF (Sep 19, 2020)
	3	at Syracuse (Sep 26, 2020)
	3	vs Clemson (Oct 17, 2020)
	3	at Boston College (Oct 24, 2020)
Long Punt Return	18	at Syracuse (Sep 26, 2020)

2020 Georgia Tech Football  
Georgia Tech Game Superlatives (as of Dec 05, 2020)  
All games

OPPONENT INDIVIDUAL GAME HIGHS

Rushes	26	Hawkins, J., vs Louisville (Oct 09, 2020)
Yards Rushing	155	Hawkins, J., vs Louisville (Oct 09, 2020)
TD Rushes	2	Tucker, S., at Syracuse (Sep 26, 2020)
	2	Cunningham, M., vs Louisville (Oct 09, 2020)
	2	Bailey,D, at Boston College (Oct 24, 2020)
	2	Williams, K, vs Notre Dame (Oct 31, 2020)
Long Rush	38	Tucker, S., at Syracuse (Sep 26, 2020)
Pass attempts	43	James,Blackman, at Florida St. (Sep 12, 2020)
Pass completions	27	GABRIEL, Dillon, vs UCF (Sep 19, 2020)
Yards Passing	417	GABRIEL, Dillon, vs UCF (Sep 19, 2020)
TD Passes	5	LAWRENCE, vs Clemson (Oct 17, 2020)
Long Pass	83	LAWRENCE, vs Clemson (Oct 17, 2020)
Receptions	10	WILLIAMS, Mar., vs UCF (Sep 19, 2020)
Yards Receiving	161	RODGERS, vs Clemson (Oct 17, 2020)
TD Receptions	2	WILLIAMS, Mar., vs UCF (Sep 19, 2020)
	2	NIXON, Tre, vs UCF (Sep 19, 2020)
	2	RODGERS, vs Clemson (Oct 17, 2020)
	2	Lewis,C, at Boston College (Oct 24, 2020)
Long Reception	83	RODGERS, vs Clemson (Oct 17, 2020)
Field Goals	3	Dunn, C., at NC State (Dec 05, 2020)
Long Field Goal	53	Parker,Grothaus, at Florida St. (Sep 12, 2020)
Punts	6	Cooney, N., at Syracuse (Sep 26, 2020)
	6	Wilson, P., vs Duke (Nov 28, 2020)
Punting Avg	50.7	SPIERS, vs Clemson (Oct 17, 2020)
Long Punt	70	Wilson, P., vs Duke (Nov 28, 2020)
Punts inside 20	4	Wilson, P., vs Duke (Nov 28, 2020)
Long Punt Return	18	Thomas, T., at NC State (Dec 05, 2020)
Long Kickoff Return	49	Johnson, N., at Syracuse (Sep 26, 2020)
Tackles	11	Wilson, P., at NC State (Dec 05, 2020)
Sacks	2.0	Hayes, D, vs Notre Dame (Oct 31, 2020)
Tackles For Loss	2.5	Amari,Gainer, at Florida St. (Sep 12, 2020)
	2.5	Rumph II, C., vs Duke (Nov 28, 2020)
	2.5	Wilson, P., at NC State (Dec 05, 2020)
Interceptions	2	Asante,Samuel, at Florida St. (Sep 12, 2020)



2020 Georgia Tech Football  
Georgia Tech Game Superlatives (as of Dec 05, 2020)  
All games

OPPONENT TEAM GAME HIGHS

Rushes	51	vs UCF (Sep 19, 2020)
Yards Rushing	264	at Boston College (Oct 24, 2020)
Yards Per Rush	6.0	at Boston College (Oct 24, 2020)
TD Rushes	3	vs UCF (Sep 19, 2020)
	3	vs Clemson (Oct 17, 2020)
	3	at Boston College (Oct 24, 2020)
	3	vs Notre Dame (Oct 31, 2020)
Pass attempts	49	vs Clemson (Oct 17, 2020)
Pass completions	33	vs Clemson (Oct 17, 2020)
Yards Passing	500	vs Clemson (Oct 17, 2020)
Yards Per Pass	10.2	vs Clemson (Oct 17, 2020)
TD Passes	7	vs Clemson (Oct 17, 2020)
Total Plays	92	vs UCF (Sep 19, 2020)
Total Offense	671	vs Clemson (Oct 17, 2020)
Yards Per Play	7.6	vs Clemson (Oct 17, 2020)
Points	73	vs Clemson (Oct 17, 2020)
Sacks By	5	vs Notre Dame (Oct 31, 2020)
First Downs	31	vs UCF (Sep 19, 2020)
Penalties	10	at Boston College (Oct 24, 2020)
Penalty Yards	102	at Boston College (Oct 24, 2020)
Turnovers	5	vs Duke (Nov 28, 2020)
Interceptions By	4	at Syracuse (Sep 26, 2020)
Punts	6	at Syracuse (Sep 26, 2020)
	6	vs Duke (Nov 28, 2020)
Punting Avg	49.2	at Syracuse (Sep 26, 2020)
Long Punt	70	vs Duke (Nov 28, 2020)
Punts inside 20	4	vs Duke (Nov 28, 2020)
Long Punt Return	18	at NC State (Dec 05, 2020)

2020 Georgia Tech Football  
Georgia Tech Individual Season/Career Statistics (as of Dec 05, 2020)  
All games

SEASON										CAREER									
Rushing	gp	att	gain	loss	net	avg	td	lg	avg/g	gp	att	gain	loss	net	avg	td	lg	avg/g	
Jeff Sims	9	110	633	155	478	4.3	5	34	53.1	9	110	633	155	478	4.3	5	34	53.1	
Jahmyr Gibbs	8	89	493	33	460	5.2	4	61	57.5	8	89	493	33	460	5.2	4	61	57.5	
Jordan Mason	5	69	336	25	311	4.5	2	48	62.2	30	349	1947	78	1869	5.4	16	48	62.3	
Dontae Smith	9	42	316	20	296	7.0	3	36	32.9	17	52	384	23	361	6.9	3	36	21.2	
Jamious Griffin	7	42	196	10	186	4.4	2	18	26.6	16	79	333	22	311	3.9	2	18	19.4	
Spence Massey	4	3	47	0	47	15.7	0	41	11.8	5	3	47	0	47	15.7	0	41	9.4	
James Graham	1	6	24	3	21	3.5	0	8	21.0	15	110	483	145	338	3.1	3	26	22.5	
Jerry Howard Jr.	9	3	17	0	17	5.7	0	9	1.9	43	156	871	13	858	5.5	7	65	20.0	
Nate McCollum	5	2	8	0	8	4.0	0	7	1.6	5	2	8	0	8	4.0	0	7	1.6	
Bruce Jordan-Swilli	7	4	5	1	4	1.0	0	4	0.6	36	4	5	1	4	1.0	0	4	0.1	
Ahmarean Brown	7	2	2	3	-1	-0.5	1	2	-0.1	19	3	4	3	1	0.3	1	2	0.1	
Team	4	3	0	8	-8	-2.7	0	0	-2.0										
Jordan Yates	2	4	4	13	-9	-2.2	0	4	-4.5	5	15	39	30	9	0.6	0	13	1.8	
Total	9	379	2081	271	1810	4.8	17	61	201.1										
Opponents	9	374	1851	276	1575	4.2	19	38	175.0										

Passing	gp	effic	comp	att	int	pct	yds	td	lg	avg/g	gp	effic	comp	att	int	pct	yds	td	lg	avg/g
Jeff Sims	9	122.26	124	226	11	54.9	1643	11	59	182.6	9	122.26	124	226	11	54.9	1643	11	59	182.6
James Graham	1	101.08	6	13	0	46.2	85	0	28	85.0	15	109.35	94	207	7	45.4	1271	12	59	84.7
Jordan Yates	2	46.72	2	5	0	40.0	4	0	4	2.0	5	56.05	6	17	0	35.3	42	0	17	8.4
Team	4	0.00	0	1	0	0.0	0	0	0	0.0										
Pressley Harvin III	8	0.00	0	1	0	0.0	0	0	0	0.0	43	258.13	1	3	0	33.3	41	1	41	1.0
Ahmarean Brown	7	505.60	1	1	0	100.	9	1	9	1.3	19	505.60	1	1	0	100.0	9	1	9	0.5
Total	9	120.18	133	247	11	53.8	1741	12	59	193.4										
Opponents	9	143.39	192	322	5	59.6	2505	21	83	278.3										

Receiving	gp	no.	yds	avg	td	lg	avg/g	gp	no.	yds	avg	td	lg	avg/g
Jalen Camp	9	24	342	14.2	3	59	38.0	47	43	711	16.5	4	59	15.1
Jahmyr Gibbs	8	24	303	12.6	3	42	37.9	8	24	303	12.6	3	42	37.9
Malachi Carter	9	17	244	14.4	3	41	27.1	34	36	540	15.0	6	54	15.9
Adonias Sanders	9	15	216	14.4	1	33	24.0	23	34	465	13.7	1	39	20.2
Ahmarean Brown	7	11	183	16.6	1	40	26.1	19	32	579	18.1	8	59	30.5
Marquez Ezzard	8	9	124	13.8	0	45	15.5	8	9	124	13.8	0	45	15.5
Peje Harris	8	7	90	12.9	1	31	11.2	18	8	94	11.8	1	31	5.2
Jordan Mason	5	6	67	11.2	0	37	13.4	30	15	114	7.6	0	37	3.8
Dontae Smith	9	6	52	8.7	0	20	5.8	17	8	65	8.1	0	20	3.8
Jack Coco	9	4	22	5.5	0	8	2.4	29	4	22	5.5	0	8	0.8
Jamious Griffin	7	3	45	15.0	0	25	6.4	16	5	56	11.2	0	25	3.5
Dylan Leonard	6	3	23	7.7	0	15	3.8	18	5	29	5.8	0	15	1.6
Nate McCollum	5	2	15	7.5	0	10	3.0	5	2	15	7.5	0	10	3.0
Dylan Deveney	6	2	15	7.5	0	8	2.5	18	8	63	7.9	0	13	3.5
Total	9	133	1741	13.1	12	59	193.4							
Opponents	9	192	2505	13.0	21	83	278.3							

Total Offense	g	plays	rush	pass	total	avg/g	g	plays	rush	pass	total	avg/g
Jeff Sims	9	336	478	1643	2121	235.7	9	336	478	1643	2121	235.7
Jahmyr Gibbs	8	89	460	0	460	57.5	8	89	460	0	460	57.5
Jordan Mason	5	69	311	0	311	62.2	30	349	1869	0	1869	62.3
Dontae Smith	9	42	296	0	296	32.9	17	52	361	0	361	21.2
Jamious Griffin	7	42	186	0	186	26.6	16	79	311	0	311	19.4
James Graham	1	19	21	85	106	106.0	15	317	338	1271	1609	107.3
Spence Massey	4	3	47	0	47	11.8	5	3	47	0	47	9.4
Jerry Howard Jr.	9	3	17	0	17	1.9	43	156	858	0	858	20.0
Ahmarean Brown	7	3	-1	9	8	1.1	19	4	1	9	10	0.5
Nate McCollum	5	2	8	0	8	1.6	5	2	8	0	8	1.6
Bruce Jordan-Swilli	7	4	4	0	4	0.6	36	4	4	0	4	0.1
Jordan Yates	2	9	-9	4	-5	-2.5	5	32	9	42	51	10.2
Team	4	4	-8	0	-8	-2.0						
Total	9	626	1810	1741	3551	394.6						
Opponents	9	696	1575	2505	4080	453.3						

2020 Georgia Tech Football  
Georgia Tech Individual Season/Career Statistics (as of Dec 05, 2020)  
All games

SEASON								CAREER										
Scoring	td	fg	PAT				dxdp	saf	pts	td	fg	PAT				dxdp	saf	pts
			kick	rush	rcv	pass						kick	rush	rcv	pass			
Jahmyr Gibbs	7	-	-	-	-	-	-	-	42	7	-	-	-	-	-	-	-	42
Jeff Sims	5	-	-	-	-	0-2	-	-	30	5	-	-	-	-	0-2	-	-	30
Gavin Stewart	-	2-3	20-22	-	-	-	-	-	26	-	2-3	20-22	-	-	-	-	-	26
Jalen Camp	3	-	-	-	-	-	-	-	18	4	-	-	-	1	-	-	-	26
Malachi Carter	3	-	-	-	-	-	-	-	18	6	-	-	-	-	-	-	-	36
Dontae Smith	3	-	-	-	-	-	-	-	18	3	-	-	-	-	-	-	-	18
Jordan Mason	2	-	-	-	-	-	-	-	12	16	-	-	-	-	-	-	-	96
Ahmarean Brown	2	-	-	-	-	-	-	-	12	9	-	-	-	-	-	-	-	54
Jamious Griffin	2	-	-	-	-	-	-	-	12	2	-	-	-	-	-	-	-	12
Jude Kelley	-	1-5	4-5	-	-	-	-	-	7	-	1-5	4-5	-	-	-	-	-	7
Peje Harris	1	-	-	-	-	-	-	-	6	1	-	-	-	-	-	-	-	6
Adonias Sanders	1	-	-	0-1	-	-	-	-	6	1	-	-	0-1	-	-	-	-	6
Jordan Domineck	1	-	-	-	-	-	-	-	6	1	-	-	-	-	-	-	-	6
Zamari Walton	1	-	-	-	-	-	-	-	6	1	-	-	-	-	-	-	-	6
Pressley Harvin III	-	-	-	0-1	-	-	-	-	0	-	-	-	0-1	-	-	-	-	0
Total	31	3-8	24-27	0-2	-	0-2	-	-	219									
Opponents	43	11-13	41-42	-	-	0-1	-	-	1 334									

Punt Returns	no.	yds	avg	td	lg	no.	yds	avg	td	lg
Marquez Ezzard	7	55	7.9	0	18	7	55	7.9	0	18
Nate McCollum	5	-1	-0.2	0	5	5	-1	-0.2	0	5
Josh Blancato	2	7	3.5	0	7	5	23	4.6	0	8
Ahmarean Brown	1	4	4.0	0	4	11	38	3.5	0	23
Dontae Smith	1	0	0.0	0	0	1	0	0.0	0	0
Total	16	65	4.1	0	18					
Opponents	7	75	10.7	0	18					

Kick Returns	no.	yds	avg	td	lg	no.	yds	avg	td	lg
Dontae Smith	10	176	17.6	0	30	16	314	19.6	0	31
Jahmyr Gibbs	8	205	25.6	0	75	8	205	25.6	0	75
Juanyeh Thomas	2	17	8.5	0	13	33	772	23.4	2	100
Total	20	398	19.9	0	75					
Opponents	30	616	20.5	0	49					

Interceptions	no.	yds	avg	td	lg	no.	yds	avg	td	lg
Zamari Walton	2	14	7.0	0	9	2	14	7.0	0	9
Tariq Carpenter	1	43	43.0	0	43	4	49	12.2	0	43
Quez Jackson	1	17	17.0	0	17	1	17	17.0	0	17
Juanyeh Thomas	1	3	3.0	0	3	3	98	32.7	1	95
Total	5	77	15.4	0	43					
Opponents	11	261	23.7	1	47					

Fumble Returns	no.	yds	avg	td	lg	no.	yds	avg	td	lg
Zamari Walton	1	93	93.0	1	93	1	93	93.0	1	93
David Curry	1	19	19.0	0	19	2	34	17.0	1	19
Avery Showell	1	4	4.0	0	4	1	4	4.0	0	4
Jordan Domineck	0	0	0.0	1	0	0	0	0.0	1	0
Total	3	116	38.7	2	93					
Opponents	1	33	33.0	2	33					

2020 Georgia Tech Football  
Georgia Tech Individual Season/Career Statistics (as of Dec 05, 2020)  
All games

	SEASON								CAREER							
All Purpose	g	rush	rcv	pr	kr	ir	total	avg/g	g	rush	rcv	pr	kr	ir	total	avg/g
Jahmyr Gibbs	8	460	303	0	205	0	968	121.0	8	460	303	0	205	0	968	121.0
Dontae Smith	9	296	52	0	176	0	524	58.2	17	361	65	0	314	0	740	43.5
Jeff Sims	9	478	0	0	0	0	478	53.1	9	478	0	0	0	0	478	53.1
Jordan Mason	5	311	67	0	0	0	378	75.6	30	1869	114	0	0	0	1983	66.1
Jalen Camp	9	0	342	0	0	0	342	38.0	47	3	711	0	-9	0	705	15.0
Malachi Carte	9	0	244	0	0	0	244	27.1	34	0	540	0	0	0	540	15.9
Jamious Griffi	7	186	45	0	0	0	231	33.0	16	311	56	0	0	0	367	22.9
Adonias San	9	0	216	0	0	0	216	24.0	23	0	465	0	0	0	465	20.2
Ahmarean Br	7	-1	183	4	0	0	186	26.6	19	1	579	38	59	0	677	35.6
Marquez Ezza	8	0	124	55	0	0	179	22.4	8	0	124	55	0	0	179	22.4
Peje Harris	8	0	90	0	0	0	90	11.2	18	0	94	0	0	0	94	5.2
Spence Mass	4	47	0	0	0	0	47	11.8	5	47	0	0	0	0	47	9.4
Tariq Carpent	9	0	0	0	0	43	43	4.8	39	0	0	0	0	49	49	1.3
Dylan Leonar	6	0	23	0	0	0	23	3.8	18	0	29	0	8	0	37	2.1
Nate McCollu	5	8	15	-1	0	0	22	4.4	5	8	15	-1	0	0	22	4.4
Jack Coco	9	0	22	0	0	0	22	2.4	29	0	22	0	0	0	22	0.8
James Graha	1	21	0	0	0	0	21	21.0	15	338	0	0	0	0	338	22.5
Juanyeh Tho	9	0	0	0	17	3	20	2.2	34	0	0	43	772	98	913	26.9
Jerry Howard	9	17	0	0	0	0	17	1.9	43	858	157	26	81	0	1122	26.1
Quez Jackson	9	0	0	0	0	17	17	1.9	34	0	0	0	0	17	17	0.5
Dylan Devene	6	0	15	0	0	0	15	2.5	18	0	63	0	0	0	63	3.5
Zamari Walto	9	0	0	0	0	14	14	1.6	25	0	0	0	0	14	14	0.6
Josh Blancato	9	0	0	7	0	0	7	0.8	20	-1	53	23	0	0	75	3.8
Bruce Jordan-	7	4	0	0	0	0	4	0.6	36	4	0	0	42	27	73	2.0
Team	4	-8	0	0	0	0	-8	-2.0								
Jordan Yates	2	-9	0	0	0	0	-9	-4.5	5	9	0	0	0	0	9	1.8
Total	9	1810	1741	65	398	77	4091	454.6								
Opponents	9	1575	2505	75	616	261	5032	559.1								

Field Goals	att	good	long	blkd	att	good	long	blkd
Jude Kelley	5	1	32	3	5	1	32	3
Gavin Stewart	3	2	26	1	3	2	26	1
Total	8	3	32	4				
Opponents	13	11	53	0				

Punting	no.	yds	avg	lg	blk	no.	yds	avg	lg	blk
Pressley Harvin III	40	190	47.7	70	0	205	9141	44.6	70	1
Austin Kent	3	124	41.3	51	0	3	124	41.3	51	0
Total	43	203	47.2	70	0					
Opponents	35	154	44.3	70	0					

Kickoffs	no.	yds	avg	tb	ob	no.	yds	avg	tb	ob
Austin Kent	37	236	63.8	10	0	37	2362	63.8	10	0
Gavin Stewart	3	138	46.0	0	0	3	138	46.0	0	0
Jude Kelley	1	9	9.0	0	0	1	9	9.0	0	0
Total	41	250	61.2	10	0					
Opponents	63	390	62.0	36	3					

All games

SEASON												CAREER											
##	Defensive Leaders	gp	ua	a	total	tfl	sack	int	pb	fr	ff	blk	gp	ua	a	total	tfl	sack	int	pb	fr	ff	blk
6	David Curry	9	35	35	7	7.0	1.	.	2	1	1	.	47	12	10	226	13.5	4.0	2	5	3	3	.
44	Quez Jackson	9	42	28	7	4.5	1.	1	2	1	.	.	34	79	55	134	9.5	1.0	1	4	1	1	.
1	Quanyeh Thomas	9	33	19	5	0.5	.	1	1	.	1	.	34	88	39	127	3.0	.	3	5	1	2	.
39	Wesley Walker	9	26	16	4	2.0	.	.	4	.	.	.	12	28	17	45	2.0	.	.	4	.	.	.
2	Tariq Carpenter	9	24	10	3	2.0	.	1	5	.	.	.	39	10	44	153	5.5	.	4	1	.	2	.
2D	Zamari Walton	9	22	10	3	0.5	.	2	4	1	.	.	25	48	17	65	0.5	.	2	1	1	.	.
42	Jordan Domineck	8	20	11	3	7.5	4.	.	1	2	3	.	18	36	25	61	11.0	5.5	.	1	2	3	.
2K	Kaleb Oliver	8	17	13	3	4.0	2.	.	3	1	.	.	32	50	40	90	7.5	2.0	3	9	1	2	.
13	Avery Showell	8	17	7	2	0.0	.	.	2	1	.	.	25	33	10	43	0.0	.	.	3	1	.	.
0	Djimon Brooks	9	12	12	2	3.0	1.	.	1	1	.	.	22	25	26	51	5.0	1.0	.	1	1	.	.
3	Tre Swilling	5	11	8	1	0.0	.	.	1	2	.	.	29	47	19	66	3.5	1.0	2	1	3	1	.
94	Mike Lockhart	8	5	13	1	2.0	.	.	.	.	.	.	12	6	13	19	2.0	.	.	.	.	.	.
17	Demetrius Knight II	7	11	7	1	1.0	.	.	.	.	1	.	19	21	15	36	3.0	1.0	.	2	.	2	.
92	JaQuon Griffin	9	11	7	1	2.5	1.	.	.	.	.	.	20	17	15	32	5.5	3.5	.	.	1	.	.
25	Charlie Thomas	9	10	7	1	4.0	2.	.	.	.	1	.	31	81	49	130	16.5	5.0	.	3	3	4	.
16	Myles Sims	8	13	2	1	1.0	.	.	2	.	.	.	18	28	3	31	1.0	.	.	5	.	.	.
1X	Chico Bennett Jr	9	6	7	1	1.5	.	.	.	.	.	.	16	18	12	30	2.0	0.5	.	.	.	.	.
24	Kenan Johnson	8	8	4	1	0.0	.	.	1	.	.	.	12	13	4	17	1.0	.	.	1	.	1	.
1	Derrik Allen	8	5	7	1	0.0	.	.	.	.	.	.	8	5	7	12	0.0	.	.	.	.	.	.
98	Curtis Ryans	7	6	5	1	2.5	2.	.	.	.	3	.	14	14	6	20	3.5	2.0	.	.	.	3	.
14	Jaylon King	8	5	5	1	1.0	.	.	.	.	.	.	23	18	8	26	2.0	.	.	1	.	.	.
8	Tobias Oliver	8	6	4	1	0.0	.	.	.	.	.	.	32	7	4	11	0.0	.	.	.	.	.	.
9	Antoneous Clayto	5	6	3	9	2.5	2.	.	.	.	.	.	5	6	3	9	2.5	2.0	.	.	.	.	.
99	D'Quon Douse	8	3	3	6	0.0	.	.	.	.	.	1	8	3	3	6	0.0	.	.	.	.	.	1
35	Jared Ivey	8	2	4	6	1.0	.	.	.	.	.	.	8	2	4	6	1.0	.	.	.	.	.	.
26	Josh Blancato	9	3	2	5	0.0	.	.	.	.	.	.	20	3	2	5	0.0	.	.	.	.	.	.
3D	Kyle Kennard	5	4	1	5	1.5	1.	.	.	.	.	.	5	4	1	5	1.5	1.5	.	.	.	.	.
29	Bruce Jordan-Swilli	7	4	1	5	0.0	.	.	.	1	1	.	36	53	33	86	5.0	1.5	1	1	3	2	.
3Y	Sylvain Yondjouen	3	3	2	5	2.5	.	.	.	.	.	.	14	9	10	19	3.5	.	.	.	.	.	.
89	Antwan Owens	5	3	2	5	1.0	.	.	.	1	.	.	34	27	23	50	4.5	2.0	1	1	2	.	1
5	Jerry Howard Jr.	9	3	.	3	0.0	.	.	.	.	.	.	43	4	4	8	0.0	.	.	.	.	.	2
18	Peje Harris	8	1	2	3	0.0	.	.	.	.	.	.	18	1	2	3	0.0	.	.	.	.	.	.
4A	Jaylin Askew	8	1	1	2	1.0	.	.	.	.	.	.	40	22	11	33	2.0	.	.	1	1	.	.
28	Dontae Smith	9	1	1	2	0.0	.	.	.	.	.	.	17	1	2	3	0.0	.	.	.	.	.	.
33	Tyson Meiguez	6	.	2	2	0.0	.	.	.	.	.	.	6	.	2	2	0.0	.	.	.	.	.	.
97	Akelo Stone	5	1	1	2	1.0	1.	.	.	.	.	.	5	1	1	2	1.0	1.0	.	.	.	.	.
2B	Jordan Mason	5	2	.	2	0.0	.	.	.	.	.	.	30	4	.	4	0.0	.	.	.	.	.	.
10	Jeff Sims	9	2	.	2	0.0	.	.	.	.	.	.	9	2	.	2	0.0	.	.	.	.	.	.
20	Miles Brooks	4	1	.	1	0.0	.	.	.	.	.	.	4	1	.	1	0.0	.	.	.	.	.	.
48	Austin Kent	9	1	.	1	0.0	.	.	.	.	.	.	9	1	.	1	0.0	.	.	.	.	.	.
95	Jahaziel Lee	4	1	.	1	0.0	.	.	.	.	.	.	38	2	.	2	0.0	.	.	.	.	.	.
21	Jahmyr Gibbs	8	1	.	1	0.0	.	.	.	.	.	.	8	1	.	1	0.0	.	.	.	.	.	.
31	Keegan Hemingwa	2	1	.	1	0.0	.	.	.	.	.	.	2	1	.	1	0.0	.	.	.	.	.	.
80	Dylan Leonard	6	1	.	1	0.0	.	.	.	.	.	.	18	1	.	1	0.0	.	.	.	.	.	.
1S	Adonicas Sanders	9	1	.	1	0.0	.	.	.	.	.	.	23	2	.	2	0.0	.	.	.	.	.	.
45	Tony Amerson	3	1	.	1	0.0	.	.	.	.	.	.	3	1	.	1	0.0	.	.	.	.	.	.
91	Emmanuel Johnso	6	.	1	1	0.0	.	.	.	.	.	.	6	.	1	1	0.0	.	.	.	.	.	.
52	Justice Dingle	4	.	1	1	0.0	.	.	.	.	.	.	19	6	2	8	1.0	1.0	.	.	3	.	.
78	Jack DeFoor	9	1	.	1	0.0	.	.	.	.	.	.	30	1	.	1	0.0	.	.	.	.	.	.
23	Jordan Huff	3	.	.	.	0.0	.	.	.	.	.	.	7	.	.	.	0.0	.	.	.	.	.	.
Total		9	39	26	65	57	19	5	2	12	11	1											
Opponents		9	35	23	59	66	20	11	2	11	12	6											