

GEORGIA TECH

128TH SEASON • 4 NATIONAL CHAMPIONSHIPS • 15 CONFERENCE CHAMPIONSHIPS • 45 BOWL APPEARANCES • 25 BOWL VICTORIES

GEORGIA TECH (2-5, 2-4 ACC) AT NC STATE (7-3, 6-3 ACC)

SATURDAY, DECEMBER 5, 2020 • 4 P.M. ET • RALEIGH, N.C. • CARTER-FINLEY STADIUM

MATCHUP AT A GLANCE



GEORGIA TECH

3-5 (3-4 ACC)	vs.	NC STATE
Atlanta, Ga.	Record	7-3 (6-3 ACC)
1885	Location	Raleigh, N.C.
35,000	Founded	1887
Yellow Jackets, Ramblin' Wreck	Enrollment	35,479
Tech Gold and White	Nickname	Wolfpack
Atlantic Coast (Coastal Division)	Colors	Red and White
Bobby Dodd Stadium at Historic Grant Field (55,000)	Conference	Atlantic Coast (Atlantic Division)
Geoff Collins	Stadium (Capacity)	Carter-Finley Stadium (57,600)
6-14 (2nd season)	Head Coach	Dave Doeren
21-24 (4th season)	Head Coach's Record at School	54-45 (8th season)
None	Head Coach's Overall Record	77-49 (10th season)
Spread Pro-Style	National Ranking	rv/rv
25.8 (13th/86th)	Basic Offense	Multiple
193.6 (5th/39th)	Points Per Game (Conference/National Rank)	31.9 (7th/43rd)
198.8 (13th/94th)	Rushing Yards Per Game (Conference/National Rank)	133.2 (12th/94th)
392.4 (10th/69th)	Passing Yards Per Game (Conference/National Rank)	257.7 (7th/44th)
4-2-5 Effort Based	Total Yards Per Game (Conference/National Rank)	390.9 (11th/72nd)
38.9 (15th/118th)	Basic Defense	Multiple
185.9 (11th/87th)	Points Allowed Per Game (Conference/National Rank)	31.4 (10th/81st)
274.5 (13th/106th)	Rushing Yards Allowed Per Game (Conference/National Rank)	153.8 (6th/57th)
460.4 (13th/108th)	Passing Yards Allowed Per Game (Conference/National Rank)	265.0 (10th/98th)
W, 56-33 vs. Duke (Nov. 28, 2020)	Total Yards Allowed Per Game (Conference/National Rank)	418.8 (7th/72nd)
	Last Game	W, 36-29 at Syracuse (Nov. 28, 2020)



NC STATE

2020 GEORGIA TECH SCHEDULE/RESULTS

• Overall: **3-5** | ACC: **3-4** | Place: **t-10th**
• Home: **2-3** | Away: **1-2** | Neutral: **0-0** | Streak: **W1**

Date	Opponent	Time/Result	TV
Sept. 12	at RV/- Florida State*	W, 16-13	ABC
Sept. 19	NO. 14/13 UCF	L, 49-21	ABC
Sept. 26	at Syracuse*	L, 37-20	RSN
Oct. 9 (Fri.)	LOUISVILLE*	W, 46-27	ESPN
Oct. 17	No. 1/1 CLEMSON*	L, 73-7	ABC
Oct. 24	at -/rv Boston College*	L, 48-27	ACCN
Oct. 31	No. 4/4 NOTRE DAME*	L, 31-13	ABC
Nov. 14	PITT*	PPD.	
Nov. 21	at Miami (Fla.)*	PPD.	
Nov. 28	DUKE*	W, 56-33	RSN
Dec. 5	at rv/rv NC State*	4 p.m.	ACCN
Dec. 10 (Thu.)	PITT*	7 p.m.	RSN
Dec. 19	at 9/9 Miami (Fla.)*	TBA	TBA

All times Eastern; Home games in **BOLD CAPS**

* ACC game

Ranks for past/current games = AP/Coaches ranks at time of game

Ranks for future games = current AP/Coaches rank

ON THE AIR

TV: ACC Network

- **Play-by-Play** Chris Cotter
- **Analyst** Mark Herzlich
- **Sideline Reporter** Eric Wood
- Online: WatchESPN.com / ESPN app

RADIO: Georgia Tech Sports Network from Learfield IMG College

- **Play-by-Play** Andy Demetra
- **Analyst** Sean Bedford
- **Sideline Reporter** Wiley Ballard
- In Atlanta: 680 AM/93.7 FM The Fan
- Across Georgia: Visit RamblinWreck.com for 30-station affiliate list
- Satellite: Sirius 138 (NC State broadcast) / XM 385 (GT broadcast)
- Mobile App: GT Gameday
- TuneIn: buzz.gt/LiveTuneIn

GEORGIA TECH'S LAST GAME

vs. Duke W, 56-33

Date Nov. 28

Location Atlanta, Ga. (Bobby Dodd Stadium)

Total Offense 523

Rushing 377

Passing 146

Turnovers 3

Total Defense 382

Rushing 68

Passing 314

Takeaways 5

Passing Leader

Jeff Sims 13-23-1, 146 yds., 3 TD

Receiving Leaders

Jahmyr Gibbs 4 rec., 48 yds.

Jalen Camp 2 rec., 30 yds., 1 TD

Rushing Leaders

Jeff Sims 12 att., 108 yds.

Jordan Mason 21 att., 105 yds.

Defensive Leaders

David Curry 12 tackles, 1 FF

Tariq Carpenter 6 tackles, 1.5 TFL, 1 INT, 2 PBU

Jordan Domineck .5 tackles, 2.5 TFL, 2.0 sacks, 1 FR

TOP STORYLINES

- Fresh off of its most convincing win in more than two years, Georgia Tech travels to Raleigh, N.C. on Saturday for a matchup with red-hot NC State.
- After going 27 days between games, Georgia Tech pounded visiting Duke, 56-33, last Saturday at Bobby Dodd Stadium. The Yellow Jackets produced their most points since a 66-31 romp at Louisville on Oct. 5, 2018 and their most rushing (377) and total (523) yards since a 33-28 win at North Carolina on Nov. 3, 2018.
- With the victory over Duke, Georgia Tech (3-5, 3-4 ACC) surpassed its ACC win total from 2019 (2) and matched its overall win total from last season (3) with three games still left to play.
- Three Yellow Jackets — LT **Zach Qunney** (co-OL), **Jordan Domineck** (DL) and QB **Jeff Sims** (Rookie) — were named ACC Players of the Week for their performances versus Duke. The three ACC Player-of-the-Week honors were the most for Georgia Tech in a single week since three Jackets earned the recognition following Tech's 58-23 win at NC State on Nov. 8, 2014 (Offensive Back Synjyn Days, Offensive Lineman Shaq Mason and Linebacker Quayshawn Nealy).
- After going five years between meetings, Georgia Tech and NC State are squaring off for the second-straight season, thanks to the ACC's revamped 2020 schedule that was spurred by the Covid-19 pandemic. Last season, the Yellow Jackets topped the Wolfpack, 28-26, in a nationally televised Thursday night contest at Georgia Tech's Bobby Dodd Stadium (Nov. 21).
- Georgia Tech leads the all-time series with NC State, 20-10, and has won three-straight games over the Wolfpack, dating back to 2011.
- Tech has won five-straight games at NC State, dating back to 2002.

SERIES HISTORY

Series Record (Streak): Georgia Tech leads 20-10 (GT, W3)

at Georgia Tech: Georgia Tech leads 11-4

at NC State: Georgia Tech leads 9-6

Neutral Sites: N/A

Last Meeting: Georgia Tech 28, NC State 26 (Nov. 21, 2019 - Atlanta, Ga.)

TALE OF THE TAPE

Average heights and weights of players listed Above The Line
(Georgia Tech)/on the depth chart (NC State):

Georgia Tech	NC State
6-4, 315	Offensive Line 6-3, 304
6-5, 253	Tight Ends 6-5, 248
6-1, 208	Offensive Backs (QB and RB) 6-1, 203
6-1, 201	Receivers 6-2, 206
6-3, 276	Defensive Line 6-3, 289
6-1, 229	Linebackers 6-2, 236
6-2, 203	Defensive Backs 6-1, 185

TOP PERFORMERS AT A GLANCE

PASSING	COMP.	ATT.	INT.	YDS.	TD
Georgia Tech					
Jeff Sims	111	199	11	1,492	11
NC State					
Bailey Hockman	121	190	8	1,511	12
RUSHING	ATT.	YDS.	AVG.	TD	
Georgia Tech					
Jahmyr Gibbs	89	460	5.2	4	
NC State					
Zonovan Knight	124	698	5.6	8	
RECEIVING	NO.	YDS.	AVG.	TD	
Georgia Tech					
Jalen Camp	22	320	14.5	3	
NC State					
Emeka Emezie	36	603	16.8	5	
TACKLES	UT	AT	TT	TFL	SACK
Georgia Tech					
Quez Jackson	40	25	65	4.5	1.0
NC State					
Payton Wilson	53	44	97	9.0	2.5

GEORGIA TECH MEDIA AVAILABILITY

SUN 29	MON 30	TUE 1	WED 2	THU 3	FRI 4	SAT 5
NO AVAILABILITY	NO AVAILABILITY	10:45 a.m. - Head coach Geoff Collins, defensive coordinator Andrew Thacker and offensive coordinator Dave Patenaude (via Zoom)	10:30 a.m. - Selected student-athletes (via Zoom)	NO AVAILABILITY	NO AVAILABILITY	4 p.m. - GT vs. NC State (Raleigh, N.C. - Carter-Finley Stadium) TV: ACC Network Postgame press conference - Head coach Geoff Collins and selected student-athletes (via Zoom)

GEORGIA TECH ATHLETICS COMMUNICATIONS & PUBLIC RELATIONS

- **Assistant A.D./Communications & P.R. (Primary Football Contact):** Mike Flynn
Office: (404) 894-5445 • Mobile: (828) 964-6406
Email: mflynn@athletics.gatech.edu
- **Assistant Director/Communications & P.R. (Secondary Football Contact):** Andrew Clausen
Office: (404) 894-5445 • Mobile: (678) 764-0867
Email: aclausen@athletics.gatech.edu
- **Associate Director/Communications & P.R. (Football Credentials):** Mike Stamus
Office: 404-894-5445 • Mobile: (404) 218-9723
Email: mstamus@athletics.gatech.edu

FOLLOW GEORGIA TECH ONLINE

OFFICIAL WEBSITE: www.RamblinWreck.com

@GTathletics
@GeorgiaTechFB
@GTFootball
@CoachCollins



/GTathletics
/GTFootball



@GTathletics
@GeorgiaTechFB



TogetherWeSwarm



RamblinWreckTube

GEORGIA TECH FOOTBALL BY THE NUMBERS

2/2.5/1/1

Last Saturday versus Duke, Georgia Tech So. DL **Jordan Domineck** became the first Power Five conference player to record two sacks, 2.5 tackles for loss, a forced fumble and a fumble recovery for a touchdown in the same game since NC State's Brian Slay did it against Liberty on Sept. 3, 2011. Domineck is the first Power Five player to accomplish the rare feat against an NCAA Division I FBS opponent since UCLA's Akeem Ayers versus Arizona State on Nov. 21, 2009.

3

Georgia Tech had three-consecutive off weeks prior to last Saturday's win over Duke. The Yellow Jackets are the only Power Five conference team in the nation that has played a game following three-consecutive off weeks this season and the three-straight off weeks were Georgia Tech's most between regular-season games since 1900.

3

Georgia Tech has won three-straight games over NC State, dating back to a 45-35 road victory on Oct. 1, 2011. The Yellow Jackets haven't lost to the Wolfpack since a 45-28 home defeat on Sept. 25, 2010.

5

Georgia Tech has won five-straight games at NC State, dating back to a 24-17 win over the eighth-ranked Wolfpack at Carter-Finley Stadium on Nov. 2, 2002. The Yellow Jackets haven't lost in Raleigh since a 30-23 overtime defeat on Thursday, Sept. 21, 2000.

125

Georgia Tech has a total of 125 "Money Down" (third/fourth down) stops (defense) plus conversions (offense) this season. Head coach **Geoff Collins** has pledged to donate \$10 to Children's Healthcare of Atlanta for each Georgia Tech Money Down defensive stop and offensive conversion this season, meaning that his season-long donation total through eight games is \$1,250.

450/300/200

With 460 rushing yards, 303 receiving yards and 205 kickoff return yards this season, Georgia Tech true Fr. RB **Jahmyr Gibbs** is the first true freshman from a Power Five conference since at least 2000 to record 450 rushing yards, 300 receiving yards and 200 kickoff return yards in his team's first eight games of the season. Since 2000, Gibbs is one of only seven Power Five players overall with 450 rushing yards/300 receiving yards/200 kickoff return yards in his team's first eight games, joining USC's Reggie Bush (2004), Arizona State's Marion Grice (2013), Stanford's Christian McCaffery (2015), Oklahoma's Joe Mixon (2016), Penn State's Saquon Barkley (2017) and Kentucky's Lynn Bowden, Jr. (2019). Making Gibbs' accomplishment even more impressive is the fact that he has played in only seven of the Yellow Jackets' first eight games of the season after missing the season opener at Florida State.

A GEORGIA TECH WIN WOULD ...

- up it to 4-5 overall;
- even its record at 4-4 in ACC play;
- surpass the Yellow Jackets' win total from 2019 (3);
- give the Jackets' consecutive wins for the first time since Nov. 10-17, 2018;
- be its fourth-straight win over NC State;
- be its sixth-straight win at NC State;
- be its 15th win in its last 17 games against rotating opponents from the ACC Atlantic Division.

A GEORGIA TECH LOSS WOULD ...

- drop the Yellow Jackets to 3-6 overall and 3-5 in ACC play;
- snap its three-game winning streak versus NC State;
- snap its five-game winning streak at NC State.

2020 ACC STANDINGS

	Preseason				
	Poll	ACC	Pct.	Overall	Pct.
Notre Dame	2	8-0	1.000	9-0	1.000
Clemson	1	7-1	.875	8-1	.889
Miami	6	6-1	.857	7-1	.875
NC State	11	6-3	.667	7-3	.700
North Carolina	3	6-3	.667	6-3	.667
Boston College	13	5-4	.556	6-4	.600
Wake Forest	10	3-3	.500	4-3	.571
Virginia Tech	5	4-4	.500	4-5	.444
Pitt	8	4-5	.444	5-5	.500
Virginia	9	3-4	.429	4-4	.500
GEORGIA TECH	15	3-4	.429	3-5	.375
Louisville	4	2-7	.222	3-7	.300
Florida State	7	1-6	.143	2-6	.250
Duke	12	1-7	.125	2-7	.222
Syracuse	14	1-8	.111	1-9	.100

GEORGIA TECH SECOND-YEAR HEAD COACH — GEOFF COLLINS

Geoff Collins, an Atlanta area native and one of college football's most successful and innovative coaches, is in his second season as Georgia Tech football's head coach. He was named the 20th football head coach in Georgia Tech history on Dec. 7, 2018.

Born in Decatur, Ga. and raised in Conyers, Ga., Collins took the reins at Georgia Tech after serving as the head coach at Temple University in 2017 and 2018.

Despite the challenges associated with overhauling Georgia Tech's football culture, including the monumental switch from its previous option-based offense to a pro-style, spread attack, highlights from Collins' first year on The Flats included:

- a thrilling 28-21 overtime win at Miami (Fla.), the Yellow Jackets' first-ever win over the Hurricanes at Miami's Hard Rock Stadium;
- four players named all-Atlantic Coast Conference — all of which were underclassmen and return to The Flats in 2020;
- Tyler Davis, who Collins recruited to Georgia Tech as a graduate transfer, being selected by the Jacksonville Jaguars in the sixth round of the 2020 National Football League draft, becoming the highest-selected tight end in program history and the first Yellow Jacket TE taken in the NFL Draft in 28 years;
- a team grade point average of 3.0 at the conclusion of the 2020 spring semester — the highest team GPA in program history.

His impact has also been felt in his prowess as a recruiter. Most notably, Georgia Tech's first full recruiting class under Collins, the incoming class of 2020, was ranked No. 24 nationally by Rivals, making it only the second top-25 recruiting class in Tech history and the first since 2007, a class that was compiled when Collins served as the Yellow Jackets' director of player personnel. A total of 12 four- and five-star recruits have joined the Jackets' since Collins' arrival as head coach in December 2018.

Prior to taking the reins at Georgia Tech, Collins put together the most successful first two seasons by a head coach in Temple's 121-year football history. Collins compiled 15 wins and led Temple to two bowl games in his two seasons with the Owls, which are both school records for a coach in his first two campaigns at TU.

In his first season at Temple, Collins led the Owls a 28-3 win over Florida International in the 2017 Gasparilla Bowl, which was good for only the third bowl victory in school history and its first since 2011.

He coached the Owls to an 8-4 record and 7-1 mark in the American Athletic Conference in 2018, with Temple's only conference defeat coming at No. 8-ranked and undefeated UCF. The 8-4 campaign earned Temple a berth in the Independence Bowl.

Prior to becoming head coach at Temple, Collins was one of the nation's most respected defensive coordinators, serving in the role at Florida (2015-16), Mississippi State (2013-14, co-DC: 2011-12), FIU (2010) and his alma mater, Western Carolina (2002-05).

Highlights of his career as a coordinator included ranking among the nation's top 10 in total defense in each of his two seasons at Florida (No. 8 in 2015 and No. 5 in 2016), ranking among the top 25 nationally in total defense (18th — 2013) and scoring defense (23rd — 2014) during his two seasons calling plays at Mississippi State and leading the Sun Belt Conference in total defense, scoring defense and turnover margin in his lone campaign at FIU (2010).

He is the only coach to ever be nominated for the Broyles Award, given to college football's top assistant coach, at three different schools (FIU — 2010, Mississippi State — 2014 and Florida — 2015).

Collins' 27-year career also includes a pair of prior stints at Georgia Tech. He first came to The Flats as a graduate assistant (1999-2000), then tight ends coach (2001) under head coach George O'Leary from 1999-2001, followed by a year as director of player personnel under head coach Chan Gailey in 2006.

During his initial three seasons at Georgia Tech under O'Leary, the Yellow Jackets were 25-12 with three-consecutive bowl appearances. As the Jackets' director of player personnel in 2006, Collins led the efforts to land a recruiting class that included Derrick Morgan (all-American, first-round NFL Draft pick), Morgan Burnett (all-American, third-round NFL Draft pick), Joshua Nesbitt (quarterbacked GT to two ACC Championship Games) and Jonathan Dwyer (the sixth-leading rusher in GT history).

Collins' coaching career also includes stops at Western Carolina (student assistant — 1993-94), Franklin (N.C.) H.S. (assistant coach — 1995), Fordham (linebackers coach — 1996), Albright (defensive coordinator — 1997-98), Alabama (director of player personnel — 2007) and UCF (linebackers coach/recruiting coordinator — 2008-09).

In all, Collins has recruited and/or coached more than three dozen players that have gone on to play in the National Football League. Among Collins' pupils in the NFL are Philadelphia Eagles All-Pro defensive tackle Fletcher Cox (a consensus All-American at Mississippi State and No. 12 overall pick in the 2012 NFL Draft), Tampa Bay Buccaneers cornerback Vernon Hargreaves (a consensus All-American at Florida and No. 11 overall pick in the 2016 NFL Draft), Atlanta Falcons safety Keanu Neal (the No. 17 overall pick in the 2016 NFL Draft) and Indianapolis Colts cornerback Rock Ya-Sin (who earned first-team all-American Athletic Conference honors at Temple after transferring from Presbyterian College and went on to be selected in the second round of the 2019 NFL Draft).

In addition to being renowned as a coach, strategist and evaluator, Collins is also widely recognized as the nation's top head coach when it comes to branding his football program, particularly when it comes to utilizing social media in branding and recruiting efforts. His expertise in marketing and branding has led to him being a guest lecturer for Georgia Tech's Scheller College of Business executive MBA program and a featured speaker at the 2019 Hashtag Sports conference in New York City. Under Collins, Tech became only the second college football program in the nation to partner with renowned creative agency J1S and the first program in the nation to enter into a partnership with best-selling author and branding consultant Jeremy Darlow.

Collins' innovations in utilizing social media to aid in recruiting efforts have not only helped Georgia Tech land the two highest-rated recruiting classes in school history, but also helped Alabama sign the No. 1 class in the nation in 2007-08. Alabama's 2008 signing class included running back Mark Ingram, who went on to become the first Heisman Trophy winner in Crimson Tide history in 2009.

As a student-athlete, Collins totaled 194 career tackles as an outside linebacker and defensive back at Western Carolina (1989-92). He had 68 tackles and six tackles for loss as a junior and helped lead WCU to a 7-4 record with 62 stops, including five behind the line of scrimmage, as a senior.

Collins, 49, is married to the former Jennifer Haynes. They have a daughter, Astrid (4).

THE GEOFF COLLINS FILE

Personal

Hometown: Conyers, Ga.
 Birthdate: April 10, 1971 (49 years old)
 Education: Western Carolina, 1994
 Family: Wife: Jennifer; Daughter: Astrid (4)

Coaching Experience

1993-94 — Western Carolina (student assistant)
 1995 — Franklin (N.C.) H.S. (assistant coach)
 1996 — Fordham (linebackers coach)
 1997-98 — Albright (defensive coordinator)
 1999-2000 — Georgia Tech (graduate assistant)
 2001 — Georgia Tech (tight ends coach)
 2002-05 — Western Carolina (defensive coordinator)
 2006 — Georgia Tech (recruiting coordinator)
 2007 — Alabama (director of player personnel)
 2008-09 — UCF (linebackers coach/recruiting coordinator)
 2010 — Florida International (defensive coordinator)
 2011-12 — Mississippi State (co-defensive coordinator)
 2013-14 — Mississippi State (defensive coordinator)
 2015-16 — Florida (defensive coordinator)
 2017-18 — Temple (head coach)
 2019 — Georgia Tech (head coach)

Head Coaching Experience prior to Georgia Tech

2017 — Temple
 7-6 overall, 4-4 AAC
 def. Florida International, 28-3, in 2017 Gasparilla Bowl

2018 — Temple
 8-4 overall, 7-1 AAC
 faced Duke in 2018 Independence Bowl

COLLINS' CAREER HIGHLIGHTS

- 27th season in the college football coaching profession
- 17th season at an NCAA Division I FBS institution
- third season as a head coach
 - o 15-10 in two seasons at Temple (2017-18)
 - o 7-6 in 2017 — won the Gasparilla Bowl; Temple's first bowl win since 2011, only the third bowl win in school history
 - o 8-4 in 2018 — 7-1 in American Athletic Conference; only loss at No. 8-ranked and undefeated UCF
- 13 seasons as a defensive coordinator
- four seasons as a recruiting coordinator/director of player personnel
- Signed only the second top-25 recruiting class in Georgia Tech history in 2020 (No. 24 — Rivals)
- As Georgia Tech's director of player personnel in 2006, he was instrumental in landing the 2007 signing class that was ranked No. 18 nationally (Rivals) and produced:
 - o **Derrick Morgan**
all-American, first round NFL draft pick
 - o **Morgan Burnett**
all-American, third round NFL draft pick
 - o **Joshua Nesbitt**
quarterbacked GT to two ACC Championship Games
 - o **Jonathan Dwyer**
3,226 career rushing yards rank sixth in GT history
- As Alabama's director of player personnel in 2007, he was instrumental in landing the 2008 signing class that was ranked No. 1 nationally, including Alabama's first-ever Heisman Trophy winner (Mark Ingram — 2009)

NOTING LAST SATURDAY'S WIN OVER DUKETeam

- Georgia Tech surpassed its ACC win total from a season ago (2).
- Georgia Tech matched its overall win total from a season ago (3) with three games still left to play.
- Georgia Tech moved to 3-0 in night games at Bobby Dodd Stadium under head coach **Geoff Collins**.
- Georgia Tech won its eighth-consecutive Saturday night home game. The Yellow Jackets haven't lost a Saturday night game at Bobby Dodd Stadium since a 30-24 loss to Georgia on Nov. 28, 2009.
- The win was also Georgia Tech's eighth-straight in Saturday night home games against ACC opponents. The Yellow Jackets haven't lost a Saturday night game at Bobby Dodd Stadium to an ACC opponent since a 24-10 loss to Boston College on Sept. 15, 2007.
- Georgia Tech's 56 points, 523 total yards and 377 rushing yards were its most in a game under Collins (prev.: 46 points vs. Louisville, Oct. 9, 471 total yards vs. UCF, Sept. 19 and 275 rushing yards at Syracuse, Sept. 26).
- Georgia Tech's 56 points were its most in a game since it scored 66 in a 66-31 win over Louisville on October 5, 2018.
- Georgia Tech's 523 yards of offense were its most in a game since it had 565 in a 38-28 win at North Carolina on Nov. 3, 2018.
- Georgia Tech's 377 rushing yards were its most in a game since it had 461 in the 2018 win at UNC.
- Georgia Tech had three players with at least 90 rushing yards — true Fr. QB **Jeff Sims** (108), Jr. RB **Jordan Mason** (105) and true Fr. RB **Jahmyr Gibbs** (91).
- Georgia Tech forced a season-high five turnovers (prev.: 3 at Florida State, Sept. 12 and 3 vs. Louisville, Oct. 9).
- Georgia Tech's five takeaways were its most in a game since it forced six in a 56-28 win over Pitt on Oct. 25, 2014.
- Georgia Tech's five takeaways included four fumble recoveries, also its most since the 2014 win over Pitt (6). The Yellow Jackets entered the game ranked eighth nationally with eight fumble recoveries.
- Georgia Tech scored 21 points off Duke's five turnovers.
- Georgia Tech scored a defensive touchdown for the second-straight game on So. DL **Jordan Domineck's** strip sack and fumble recovery in the end zone in the second quarter. In Georgia Tech's previous game, So. DB **Zamari Walton** returned a fumble 93 yards for a touchdown vs. Notre Dame (Oct. 31).
- Georgia Tech's 4 sacks were a season high (prev.: 3 vs. Florida State, Sept. 12 and 3 vs. Louisville, Oct. 9).
- Georgia Tech snapped a three-game losing streak against Duke and beat the Blue Devils for only the second time in the last seven meetings between the two teams.
- Georgia Tech's 56 points were its most ever in 88 all-time games against Duke (prev.: 49, 2006 and 2009).

Individual

- True Fr. QB **Jeff Sims'** three touchdown passes were a career high (prev.: 2 vs. Louisville, Oct. 9).

- Sims' 108 rushing yards were also a career high (prev.: 82 vs. UCF, Sept. 19).
- Sims became only the ninth NCAA Division I FBS player and the first freshman (true or redshirt) to throw three touchdown passes and rush for at least 100 yards in a game this season.
- Jr. RB **Jordan Mason** rushed for 105 yards on 21 carries (5.0 avg.), good his first 100-yard rushing performance of the season and fourth of his career. It was his first 100-yard game since he ran for 141 yards in a 28-26 win over NC State on Nov. 21, 2019.
- True Fr. RB **Jahmyr Gibbs** amassed 139 yards from scrimmage (91 rushing, 48 receiving) on just 10 touches (six carries, four receptions) before leaving the game in the second quarter due to injury.
- Gibbs had the longest rush (61 yds. — prev: 33 vs. UCF, Sept. 19) and the longest reception (42 yds. — prev. 41 vs. Louisville, Oct. 9) of his career.
- Gibbs scored two rushing touchdowns — 61 and 26 yards. He is tied for the team lead in both rushing touchdowns (4) and receiving touchdowns (3). His seven total touchdowns lead the team.
- Jr. WR **Malachi Carter** (12 yds. in the first quarter) and Sr. WR **Jalen Camp** (24 yds. in the third quarter) both hauled in their third touchdown receptions of the season, pulling them into a tie for the team lead with Gibbs.
- Jr. WR **Adonias Sanders'** 24-yard touchdown reception in the third quarter was the first touchdown of his career.
- So. RB **Dontae Smith's** two touchdowns (36- and 22-yard rushes) were a career high.
- So. DL **Jordan Domineck** scored his first-career touchdown on a strip sack/fumble recovery in the end zone in the second quarter.
- Domineck's forced fumble on the play was his team-high-tying third of the season.
- Domineck's two sacks and 2.5 tackles for loss were both career highs (prev.: one sack, three times and two tackles for loss at Syracuse, Sept. 26).
- Domineck became the first Power Five conference player to record two sacks, 2.5 tackles for loss, a forced fumble and a fumble recovery for a touchdown in the same game since NC State's Brian Slay did it against Liberty on Sept. 3, 2011. Domineck is the first Power Five player to accomplish the rare feat against an NCAA Division I FBS opponent since UCLA's Akeem Ayers versus Arizona State on Nov. 21, 2009.
- Jr. DB **Kaleb Oliver's** fumble recovery in the second quarter was the first of his career.
- Sr. DB **Tariq Carpenter's** interception in the third quarter was his first of the season and fourth of his career.
- Sr. LB **David Curry's** forced fumble that was recovered by Jr. DB **Tre Swilling** in the third quarter was Curry's second forced fumble of the season and fourth of his career and Swilling's second fumble recovery of the season and third of his career.
- Sr. DL **Antwan Owens'** fumble recovery in the third quarter was his first of the season and second of his career.

GEORGIA TECH-NC STATE SERIES HISTORY

- Georgia Tech and NC State are squaring off for the 31st time overall and 29th time since Tech began ACC play in 1983.
- Due to the Yellow Jackets (Coastal Division) and Wolfpack (Atlantic Division) being put on opposite sides of the ledger when the ACC split into divisions in 2005, they have only met on the gridiron four times in the past 13 years (2010, 2011, 2014 and 2019).
- After last season's 28-26 Georgia Tech home win over NC State (Thurs., Nov. 21, 2019), the Yellow Jackets and Wolfpack were not scheduled to meet again until 2026 in Raleigh. However, the ACC's adjusted schedule due to the Covid-19 pandemic gives Tech and NC State matchups in consecutive years for the first time since 2010 and 2011.
- Georgia Tech leads the all-time series, 20-10.
- Tech is 9-6 all-time at NC State.
- The Yellow Jackets have won three-straight games in the series, dating back to 2011.
- The Jackets have won five in a row at NC State, dating back to 2002.
- Tech has won 13 of the last 16 matchups in the series, dating back to 1995.

- The series between Georgia Tech and NC State dates back to 1918, when Tech throttled NCSU, 128-0, at Grant Field. It was one of three times in 1918 that head coach John Heisman's team scored at least 100 points in a shutout win. Tech also beat Furman, 118-0, and 11th Cavalry, 123-0, en route to a 6-1 campaign (GT's six wins all came via shutout, as did its only loss of the campaign, a 32-0 defeat at Pitt).

GEORGIA TECH-NC STATE SERIES RESULTS

DATE	RANK		GT RESULT	
	GT	NCSU	H/A	W/L/T SCORE
11/10/1918	—	—	h	W 128-0
11/18/1922	—	—	h	W 17-0
10/8/1983	—	—	a	W 20-10
10/6/1984	12	—	h	L 22-27
9/14/1985	—	—	a	W 28-18
10/11/1986	—	—	h	W 59-21
10/3/1987	—	—	a	L 0-17
10/1/1988	—	-/25	h	L 6-14
9/9/1989	—	—	a	L 28-38
9/8/1990	—	—	h	W 21-13
10/5/1991	21/23	19/18	a	L 21-28
10/3/1992	23/23	21/18	h	W 16-13
10/23/1993	—	—	a	L 23-28
10/1/1994	—	22/20	a	L 13-21
11/11/1995	—	—	h	W 27-19
9/7/1996	—	—	a	W 28-16
10/11/1997	25/-	—	h	W 27-17
10/10/1998	—	23/23	a	W 47-24
10/30/1999	7/7	—	h	W 48-21
9/21/2000 (TH)	—	—	a	LOT 23-30
10/20/2001	23/25	—	h	W 27-17
11/2/2002	—	8/10	a	W 24-17
10/4/2003	—	—	h	W 29-21
11/6/2004	—	—	a	W 24-14
10/6/2005 (TH)	24/23	—	h	L 14-17
11/4/2006	20/20	—	a	W 31-23
9/25/2010	—	—	h	L 28-45
10/1/2011	21/21	—	a	W 45-35
10/18/2014	—	—	a	W 56-23
11/21/2019 (TH)	—	—	h	W 28-26

GT AGAINST THE ACC ATLANTIC DIVISION

• Since the ACC began divisional play in 2005, Georgia Tech is 21-6 in regular-season games against rotating opponents from the Atlantic Division (the Yellow Jackets play every member of the Atlantic Division besides Clemson on a rotating basis — Clemson is the Jackets' permanent crossover opponent from the Atlantic).

• The Jackets have won 14 of their last 16 games over rotating opponents from the ACC Atlantic Division. Prior to losses at Syracuse (Sept. 26) and Boston College (Oct. 24) this season, Tech hadn't loss to a rotating opponent from the Atlantic Division was a 45-28 defeat at NC State on Sept. 25, 2010.

GT vs. ATLANTIC DIVISION ROTATING OPPONENTS (REGULAR SEASON — 2005-PRES.)

Opponent	Record	Streak
Boston College	3-2	L1
Florida State	4-0	W4
Louisville	2-0	W2
Maryland	3-1	W2
NC State	4-2	W3
Syracuse	1-1	L1
Wake Forest	4-0	W4
Total	21-6	L1

GEORGIA TECH FOOTBALL IN DECEMBER

• Saturday's game will be Georgia Tech's first regular-season game in the month of December since Dec. 1, 2001, a 28-17 loss at Florida State. That game was originally scheduled for Sept. 15 but was postponed following the terrorist attacks of Sept. 11, 2001.

• The Dec. 5 game will be the latest on the calendar that Georgia Tech has played a regular-season contest since 1940, when it hosted California on Dec. 28.

• Georgia Tech is 15-12-1 all-time in 28 regular-season games played in December.

GT ALL-TIME REGULAR-SEASON GAMES IN DECEMBER

DATE	OPPONENT	H/A	W/L/T	SCORE
12/7/1893 (TH)	Auburn	H	T	0-0
12/22/1898 (TH)	Georgia	A	L	0-15
12/3/1927	Georgia	H	W	12-0
12/8/1928	Georgia	H	W	20-6
12/7/1929	Georgia	A	L	6-12
12/6/1930	Georgia	H	L	0-13
12/26/1931	California	H	L	6-21
12/17/1932	California	A	L	7-27
12/2/1933	Duke	H	W	6-0
12/1/1934	Georgia	A	L	0-7
12/26/1936	California	H	W	13-7
12/26/1938 (MON)	California	A	L	0-13
12/2/1939	Georgia	H	W	13-0
12/28/1940	California	H	W	13-0
12/2/1944	Georgia	H	W	44-0
12/1/1945	Georgia	H	L	0-33
12/2/1950	Georgia	A	W	7-0
12/1/1951	Georgia	H	W	48-6
12/1/1956	Georgia	A	W	35-0
12/2/1961	Georgia	H	W	22-7
12/1/1962	Georgia	A	W	37-6
12/2/1972	Georgia	H	L	7-27
12/1/1973	Georgia	H	L	3-10
12/2/1978	Georgia	A	L	28-29
12/1/1984	Georgia	A	W	35-18
12/2/1989	Georgia	H	W	33-22
12/1/1990	Georgia	A	W	40-23
12/1/2001	Florida State	A	L	17-28

OFFENSE

• For the majority of observers, the most noticeable change when head coach **Geoff Collins** took the reins at Georgia Tech prior to last season was the transition from the option-based offense that the Yellow Jackets ran under former head coach Paul Johnson for 11 seasons to a spread, pro-style offense.

• Leading the transition to Georgia Tech's spread, pro-style offense is offensive coordinator/quarterbacks coach **Dave Patenaude**. Patenaude also served as the offensive coordinator and quarterbacks coach under Collins for two seasons at Temple (2017-18).

• With Patenaude at the helm of Temple's offense, the Owls amassed two of the three highest single-season passing totals in school history (3,273 yards in 2017, 3,297 yards in 2018).

• This season, Georgia Tech is averaging 392.4 yards of total offense per game this season, 106 yards per game more than it averaged in 2019, when it finished last in the ACC and 127th out of 130 teams nationally with 286.3 ypg.

• Tech had at least 400 yards of total offense in each of its first four games of this season (438 at Florida State, 471 vs. UCF, 453 at Syracuse, 450 vs. Louisville). Coming into this season, the Yellow Jackets had gone 16 games without compiling 400 yards of total offense, with their last 400-yard game coming on Nov. 3, 2018 at North Carolina.

• Prior to this season, the last time that Tech had four-straight 400-yard games at any point in a season was in 2011, the last time the Yellow Jackets opened a season with four-straight 400-yard games was in 2011 and the last time the Jackets opened a season with 400-yard games against four-straight NCAA Division I-A/FBS opponents was 1999.

THE LAST TIME GEORGIA TECH HAD 400 YARDS OF TOTAL OFFENSE IN FOUR-STRAIGHT GAMES (PRIOR TO THIS SEASON)

At any point in a season: 2014

Oct. 18 at North Carolina — 611

Oct. 25 at Pitt — 612

Nov. 1 vs. Virginia — 409

Nov. 8 at NC State — 549

To open a season: 2011

Sept. 1 vs. Western Carolina — 662

Sept. 10 at Middle Tennessee — 596

Sept. 17 vs. Kansas — 768

Sept. 24 vs. North Carolina — 496

To open a season vs. all I-A/FBS opponents: 1999

Sept. 4 vs. Navy — 487

Sept. 11 at Florida State — 501

Sept. 18 vs. UCF — 494

Sept. 30 vs. Maryland — 587

• Georgia Tech's 1,590 passing yards and 120 pass completions are their most through eight games since 2002 (1,679 yards and 150 completions).

• Tech's 277 passing yards in the season opener at Florida State were its most since the Yellow Jackets threw for 282 versus Wofford on Aug. 30, 2014. The 277 passing yards were the Jackets' most against an NCAA Division I FBS opponent since they threw for 309 in a 28-26 loss at Maryland on Oct. 7, 2007 and their most in a win over an FBS team since they threw for 353 in a 27-21 win over North Carolina on Sept. 10, 2005.

• The 277 passing yards versus Florida State were Georgia Tech's 10th-most in any game since the beginning of the 2002 season.

MOST PASSING YARDS IN A GAME (SINCE 2002)

	Passing Yds.	Opponent	Year	Result
1.	365	Western Carolina	2011	W, 63-21
2.	353	North Carolina	2005	W, 27-21
3.	326	vs. West Virginia	2006	L, 38-35
4.	309	at Maryland	2007	L, 28-26
5.	305	at Maryland	2002	L, 34-10
6.	288	UConn	2004	W, 30-10
7.	283	NC State	2003	W, 29-21
8.	282	Wofford	2014	W, 38-19
9.	279	NC State	2005	L, 17-14
10.	277	at Florida State	2020	W, 16-13

• Georgia Tech's 23 pass completions against FSU were its most in a game since it completed 25 passes versus North Carolina on Sept. 10, 2005.

• Nine of the Yellow Jackets' 15 highest completion totals since the beginning of the 2002 season have come in their last 18 games.

MOST COMPLETIONS IN A GAME (SINCE 2002)

	Completions	Opponent	Year	Result
1.	27	at Duke	2003	L, 41-17
2.	25	North Carolina	2005	W, 27-21
3.	24	NC State	2003	W, 29-21
4.	23	at Florida State	2020	W, 16-13
5.	18	at Boston College	2020	L, 48-27
	18	UCF	2020	L, 49-21
	18	Middle Tennessee	2012	L, 49-28
8.	15	Notre Dame	2020	L, 31-13
	15	at Syracuse	2020	L, 37-20
	15	at Virginia	2019	L, 33-28
	15	at Duke	2019	L, 41-23
	15	at Clemson	2013	L, 55-31
13.	14	at Temple	2019	L, 24-2
	14	USF	2019	W, 14-10
	14	Duke	2014	L, 31-25

• Ten different Georgia Tech players caught passes in the opener at Florida State, which were the most Yellow Jackets to catch a pass in a game since 2006 versus Samford and the most against an NCAA Division I FBS opponent since 2000 versus Georgia.

• Twice this season, three different Jackets have caught touchdown passes in a game — **Jalen Camp**, **Malachi Carter** and **Jahmyr Gibbs** against Louisville (Oct. 9) and Camp, Carter and **Adonias Sanders** against Duke (last Saturday). Prior to this season, Georgia Tech hadn't had three different receivers with touchdown receptions in the same game since Sept. 12, 2015 vs. Tulane (TaQuon Marshall, Qua Searcy and Michael Summers).

• Last Saturday against Duke, Georgia Tech had its most points (56), rushing yards (377) and total yards (523) since Collins took over as head coach in 2019.

• Tech's 56 points against Duke were its most in a game since a 66-31 win at Louisville on Oct. 5, 2018.

• The Yellow Jackets' 377 rushing yards and 523 total yards were their most in a game since they had 461 rushing yards and 565 total yards in a 38-28 win at North Carolina on Nov. 3, 2018.

• Tech's offensive output could be even more impressive if it limits turnovers and improves red-zone production. The Yellow Jackets rank 125th out of 127 teams nationally with 22 turnovers and rank 122nd nationally in red-zone offense (.667).

• The Jackets have committed 17 turnovers in their five losses and have just five turnovers in their three wins this season.

OFFENSE

QUARTERBACKS

- Georgia Tech quarterback **Jeff Sims** has taken the college football world by storm as a true freshman.

JEFF SIMS — GAME-BY-GAME

	Rush	Yds.	TD	C-A-I.	Yds.	TD	Total Off.
Florida State	13	64	0	23-34-2	277	1	341
UCF	16	82	1	18-36-2	244	1	326
Syracuse	8	41	1	13-28-4	174	1	215
Louisville	7	64	1	11-21-0	249	2	313
Clemson	13	-23	0	6-13-1	81	1	58
Boston College	12	47	1	12-18-1	171	2	218
Notre Dame	12	2	0	15-26-0	150	0	152
Duke	12	108	0	13-23-1	146	3	154
Total	93	385	4	111-199-11	1,492	11	1,623

- Last Saturday versus Duke, Sims threw for three touchdowns and ran for 108 yards, both career highs.

- Sims is one of only nine NCAA Division I FBS players and the only freshman (true or redshirt) with 100 rushing yards and three touchdown passes in a game this season.

QB'S WITH 100 RUSH YDS/3 PASSING TD'S IN A GAME NCAA DIVISION I FBS, 2020

Player	Team	Rush Yds./ Pass TDs	Opp.
Jeff Sims*	Georgia Tech	108/3	Duke
Sean Clifford	Penn State	119/3	Indiana
Dustin Crum	Kent State	104/3	Akron
Hendon Hooker	Virginia Tech	156/3	Liberty
D'Eriq King	Miami (Fla.)	105/5	NC State
Andrew Peasley	Utah State	118/3	New Mexico
D. Thompson-Robinson	UCLA	109/4	Colorado
Clayton Tune	Houston	120/3	USF
Malik Willis	Liberty	108/3	Virginia Tech

* freshman (true or redshirt)

- Sims has had at least 240 passing yards and 60 rushing yards in three of his seven games this season. It is an accomplishment that has only been achieved 34 times this season in NCAA Division I FBS. Sims is one of only two players from a Power Five conference to do it three times, one of only nine players to do it multiple times and the only true freshman that has done it even once.

QB'S WITH 240 PASS YDS/60 RUSH YDS. IN A GAME NCAA DIVISION I FBS, 2020

Player	Team	Pass/Rush	Opp.
Jeff Sims*	Georgia Tech	277/64	Florida State
Jeff Sims*	Georgia Tech	244/82	UCF
Jeff Sims*	Georgia Tech	249/64	Louisville
Sam Ehlinger	Texas	262/69	Texas Tech
Sam Ehlinger	Texas	287/112	Oklahoma
Sam Ehlinger	Texas	298/65	Iowa State
Asher O'Hara	Middle Tenn.	333/69	Rice
Asher O'Hara	Middle Tenn.	372/61	UTSA
Asher O'Hara	Middle Tenn.	268/106	FIU
Malik Willis	Liberty	345/97	Southern Miss.
Malik Willis	Liberty	285/85	FIU
Malik Willis	Liberty	306/97	W. Carolina
Ian Book	Notre Dame	310/68	Clemson
Ian Book	Boston College	283/85	Boston College
Chevan Cordeiro	Hawai'i	253/90	Boise State
Chevan Cordeiro	Hawai'i	246/62	Nevada
Dustin Crum	Kent State	348/104	Akron
Dustin Crum	Kent State	343/76	Buffalo
D'Eriq King	Miami (Fla.)	267/65	Florida State
D'Eriq King	Miami (Fla.)	430/105	NC State
Bo Nix	Auburn	272/69	South Carolina
Bo Nix	Auburn	300/81	La. State
Brennan Armstrong	Virginia	270/89	Clemson
Cornelius Brown	Georgia State	314/83	Arkansas St.
Malik Cunningham	Louisville	294/133	Boston Coll.
Justin Fields	Ohio State	300/78	Indiana
Frank Harris	UTSA	269/104	S.F. Austin
Preston Hutchinson	E. Michigan	250/104	Ball State
Sam Noyer	Colorado	257/64	UCLA
Tyler Shough	Oregon	312/81	Washington St.
Tualia Tagovailoa	Maryland	394/64	Minnesota
D. Thompson-Robinson	UCLA	303/109	Colorado
Tevaka Tuioti	New Mexico	294/69	San Jose St.
Tyler Vitt	Texas State	256/82	UL Monroe

* true freshman

- Sims ranks among the top 50 nationally in five different official statistical categories.

JEFF SIMS — NATIONAL/ACC RANKS

Category	No.	FBS Rank
Rushing Yards by QB	385	14th
Passing Yards/Completion	13.44	34th
Passing TDs	11	44th
Passing Yards	1,492	47th
Points Responsible For	90	50th

- Sims' 11 touchdown passes rank sixth among all freshmen nationally.

- Sims' 1,492 passing yards are the most by a Georgia Tech quarterback through eight games since George Godsey had 1,878 yards in 2001.

- Since 2000, Sims, Godsey and A.J. Suggs are the only Tech QBs that have thrown for at least 1,400 yards through eight games (Sims: 1,492 - 2020; Suggs: 1,422 - 2002; Godsey: 1,878 - 2001 and 2,007 - 2000).

- Sims made the most impressive debut by a true freshman quarterback in a season opener in Georgia Tech history at Florida State (Sept. 12).

- Sims became the first true freshman quarterback to start a season opener for Georgia Tech since Reggie Ball in 2003 (Aug. 28 vs. BYU).

- Sims became the first true freshman QB to ever win a season opener for Georgia Tech (since the NCAA granted freshmen eligibility in 1972).

- Sims' 23 completions versus Florida State were the most by any Georgia Tech quarterback since Ball completed 24 passes against North Carolina on Sept. 10, 2005.

- Sims' 23 completions vs. FSU are tied for 27th-most by any passer in Georgia Tech single-game history.

MOST PASS COMPLETIONS IN A GAME — GT HISTORY

Player	Comp.	Opponent	Year
1. George Godsey	39	Virginia	2001
2. George Godsey	35	Clemson	2000
3. George Godsey	29	Virginia	2000
4. A.J. Suggs	28	Maryland	2002
5. Michael Kelley	27	Georgia	1980
Reggie Ball	27	Duke	2003
7. Shawn Jones	26	Georgia	1992
George Godsey	26	Maryland	2001
A.J. Suggs	26	Virginia	2002
10. Six times (mr: George Godsey)	25	Florida St.	2001
17. 10 times (mr: Reggie Ball)	24	N. Carolina	2005
27. Jeff Sims	23	Florida St.	2020

- Sims' 15 completions in the first half at Florida State matched the most completions that any Georgia Tech quarterback had in a full game over the previous 12 seasons (2008-19).

MOST PASS COMPLETIONS IN A GAME (SINCE 2008)

Player	Comp.	Opponent	Year
1. Jeff Sims	23	Florida State	2020
2. Jeff Sims	18	UCF	2020
3. Jeff Sims	15	Notre Dame	2020
James Graham	15	Virginia	2019
James Graham	15	Duke	2019
6. Tevin Washington	14	Middle Tennessee	2012
7. Jeff Sims	13	Duke	2020
Jeff Sims	13	Syracuse	2020
Justin Thomas	13	Virginia	2015
Vad Lee	13	Clemson	2013

- Sims' 277 passing yards versus Florida State were the most by any Georgia Tech quarterback since Justin Thomas threw for 282 yards against Wofford on Aug. 30, 2014 and the most by a GT QB against an NCAA Division I FBS opponent since Taylor Bennett threw for 309 against Maryland on Oct. 6, 2007.

- Sims became only the third Georgia Tech quarterback since 2000 to throw for at least 250 yards in a season opener, joining Thomas (282 vs. Wofford, 2014) and Tevin Washington (271 vs. Western Carolina, 2011).

- In addition to throwing for 277 yards against FSU, Sims also ran for a game-high 64 yards, giving him 341 yards of total offense, the most by any Georgia Tech player since Ta-Quon Marshall had 369 versus Tennessee on Sept. 4, 2017.

- Following his spectacular debut against FSU, Sims was named the ACC Rookie of the Week, as well as one of the Davey O'Brien Award's weekly Great 8 and one of the Manning Award's eight Stars of the Week.

- Sims was named ACC Rookie of the Week for a second time after accounting for 313 yards of total offense (249 passing, 64 rushing) and three touchdowns (two passing, one rushing) versus Louisville (Oct. 9).

- Sims collected his third ACC Rookie of the Week award after throwing for three touchdowns and rushing for 108 yards in last Saturday's 56-33 win over Duke.

- Sims is only the third Yellow Jacket to ever be named ACC Rookie of the Week as many as three times and the fifth to earn the honor multiple times.

GEORGIA TECH PLAYERS TO BE NAMED ACC ROOKIE OF THE WEEK MULTIPLE TIMES

No.	Player	Pos.	Year
5	Reggie Ball	QB	2003
4	Calvin Johnson	WR	2004
3	Jeff Sims	QB	2020
2	Tobias Oliver	QB	2018
2	Dedrick Mills	RB	2016

- Against Louisville (Oct. 9), Sims was recognized by *Pro Football Focus* as having the nation's highest passer rating of the week while under pressure at 143.8.

- Redshirt freshman **Jordan Yates** saw his first action of the season at Syracuse (Sept. 26), completing 2-of-4 passes for four yards. For his career, Yates has seen action in four games (two as a true freshman in 2019) and completed 6-of-16 passes for 42 yards.

- True freshman **Tucker Gleason** made his collegiate debut at Syracuse. He did not attempt a pass while quarterbacking Georgia Tech's final possession of the game.

RUNNING BACKS

- 2019 third-team all-ACC RB **Jordan Mason**, who led Georgia Tech with 899 rushing yards and seven rushing touchdowns in 2019, recorded his first 100-yard rushing game of the season and fourth of his career with 105 yards on the ground in last Saturday's 56-33 win over Duke.

- Mason picked up where he left off a season ago with 73 all-purpose yards (55 rushing, 18 receiving) and a 19-yard touchdown run in Tech's season opener against Florida State (Sept. 12), but was unavailable for Georgia Tech's next four games, snapping the junior's streak of 26-consecutive games played to begin his collegiate career.

OFFENSE

• In three games since returning to the lineup, Mason has totaled 198 yards (157 rushing, 41 receiving), highlighted by 111 yards from scrimmage against Duke.

JORDAN MASON - GAME-BY-GAME

2018	Rush	Yds.	TD	Rec.	Yds.	TD	All-Purp.
Alcorn St.	11	85	1	0	0	0	85
USF	13	95	0	0	0	0	95
Pitt	10	94	0	1	2	0	96
Clemson	4	30	0	0	0	0	30
Bowling Green	7	61	2	0	0	0	61
Louisville	13	78	1	0	0	0	78
Duke	12	39	0	0	0	0	39
Virginia Tech	12	82	3	0	0	0	82
North Carolina	12	40	0	0	0	0	40
Miami (Fla.)	5	24	0	0	0	0	24
Virginia	3	9	0	0	0	0	9
Georgia	1	3	0	0	0	0	3
Minnesota	5	19	0	0	0	0	19
2018 Total	108	659	7	1	2	0	661

2019	Rush	Yds.	TD	Rec.	Yds.	TD	All-Purp.
Clemson	13	72	1	0	0	0	72
USF	20	99	1	3	15	0	114
The Citadel	11	78	2	1	11	0	89
Temple	5	8	0	2	17	0	25
North Carolina	8	62	1	0	0	0	62
Duke	18	106	0	1	2	0	108
Miami (Fla.)	20	141	1	0	0	0	141
Pitt	15	56	0	0	0	0	56
Virginia	19	94	1	0	0	0	94
Virginia Tech	5	5	0	0	0	0	5
NC State	22	141	0	0	0	0	141
Georgia	16	37	0	0	0	0	37
2019 Total	172	899	7	8	45	0	944

2020	Rush	Yds.	TD	Rec.	Yds.	TD	All-Purp.
Florida St.	14	55	1	1	18	0	73
UCF	— DID NOT PLAY —						
Syracuse	— DID NOT PLAY —						
Louisville	— DID NOT PLAY —						
Clemson	— DID NOT PLAY —						
Boston Col.	6	27	0	1	37	0	64
Notre Dame	7	25	1	1	-2	0	23
Duke	21	105	0	1	6	0	111
2020 Total	48	212	2	4	59	0	271
Career	361	1,770	16	13	106	0	1,876

• Mason has four 100-yard rushing games in his last 11 contests.

• In 361 career carries, Mason has been held to negative yardage only 29 times.

• Last season, Mason's 74.9 rushing yards per game ranked sixth in the ACC and 65th nationally, his 5.23 yards per carry ranked ninth in the ACC and 69th nationally and his seven rushing touchdowns ranked ninth in the ACC and 106th nationally last season.

• Since the beginning of the 2018 season, Mason is one of only seven players that has averaged at least 5.5 yards per rush on a minimum of 13 carries against five-time-defending ACC champion Clemson, and one of only four to accomplish the feat during the regular season.

PLAYERS THAT HAVE AVERAGED 5.5 YDS/RUSH vs. CLEMSON SINCE 2018 (MIN. 13 ATT.)

Player	Team	Avg.	Date
Darrin Hall	Pitt	6.1	12/1/2018
Jordan Mason	Georgia Tech	5.5	8/29/2019
Michael Carter	North Carolina	6.2	9/28/2019
J.K. Dobbins	Ohio State	9.7	12/28/2019
Clyde Edwards-Helaire	LSU	6.9	1/13/2020
D'Eriq King	Miami (Fla.)	6.0	10/10/20
Kyren Williams	Notre Dame	6.1	11/7/20

• Mason currently ranks 21st in program history with 1,770 rushing yards. He needs just 24 yards to move into Tech's all-time top 20 for career rushing yards (Leon Hardeman - 1,794 yds., 1951-53) and 230 yards to become only the 17th Yellow Jacket with 2,000 career rushing yards.

• Despite Mason being out of the lineup for four games this season, Georgia Tech has not seen a dropoff at the running back position, thanks largely to the impressive collegiate debut of true freshman **Jahmyr Gibbs**.

• In just seven games, Gibbs has rushed for 460 yards (5.2 avg.), caught 24 passes for 303 yards (12.6 avg.), returned eight kicks for 205 yards (25.6 avg.) and scored seven touchdowns (four rushing, three receiving).

JAHMYR GIBBS - GAME-BY-GAME

2020	Rush	Yds.	TD	Rec.	Yds.	TD	KR/Yds.	All-Purp.
FSU	— DID NOT PLAY —							
UCF	15	66	1	4	60	1	2/93	219
S'cuse	18	105	0	2	26	1	3/44	175
L'ville	13	61	1	2	60	1	0/0	121
Clem	15	67	0	3	23	0	0/0	90
BC	8	9	0	4	37	0	3/68	114
ND	14	61	0	5	49	0	0/0	110
Duke	6	91	2	4	48	0	0/0	139
Total	89	460	4	24	303	3	8/205	968

• Gibbs leads Georgia Tech in rushing yards (460), receptions (24), all-purpose yards (968) and total touchdowns (7). He is tied for the team lead in rushing touchdowns (4) and receiving touchdowns (3) and ranks second on the team in receiving yards (303).

• Gibbs is the first NCAA FBS Division I true freshman this millennium with at least 450 rushing yards, 300 receiving yards and 200 kickoff return yards in his team's first eight games of the season. Making the feat even more impressive is the fact that Gibbs has only played in six-and-a-half of Georgia Tech's first eight games of the campaign (he was unavailable for the Sept. 12 season opener at Florida State and left last Saturday's game versus Duke with more than five minutes to go in the first half).

• Since 2000, Gibbs is one of only seven Power Five players overall with 450 rushing yards/300 receiving yards/200 kickoff return yards in his team's first eight games, joining Reggie Bush (USC - 2004), Marion Grice (Arizona State - 2013), Christian McCaffery (Stanford - 2015), Joe Mixon (Oklahoma - 2016), Saquon Barkley (Penn State - 2017) and Lynn Bowden, Jr. (Kentucky - 2019).

• Gibbs is the first Georgia Tech player with 450 rushing yards, 300 receiving yards and 200 kickoff return yards in a single-season since Orwin Smith in 2011.

• Twice in his seven games this season, Gibbs has had at least 60 rushing yards, 60 receiving yards, one rushing touchdown and one receiving touchdown (Sept. 19 vs. UCF and Oct. 9 vs. Louisville). It is an accomplishment that has only been achieved 11 times this season in NCAA Division I FBS. Gibbs and Clemson's Travis Etienne are the only Power Five conference players that have done it multiple times.

60 RUSH YDS/60 REC. YARDS/1 RUSH TD/1 REC. TD IN A GAME — NCAA DIVISION I FBS, 2020

Player	Team	No.	Opp.
Jahmyr Gibbs*	Georgia Tech	66/60/1/1	UCF
Jahmyr Gibbs*	Georgia Tech	61/60/1/1	Louisville
Travis Etienne	Clemson	73/114/1/1	Virginia
Travis Etienne	Clemson	84/140/1/1	Boston Col.
Ronnie Rivers	Fresno State	95/69/2/1	Colorado St.
Ronnie Rivers	Fresno State	133/99/3/1	UNLV
Devon Achane*	Texas A&M	65/70/1/1	So. Carolina
Aaron McAllister	Charlotte	140/74/1/1	N. Texas
Brock Sturges	Texas State	69/72/1/1	UTSA
Deuce Vaughn*	Kansas State	113/81/1/1	Texas Tech
Javonte Williams	North Carolina	119/67/1/1	Florida St.

* freshman

• Last Saturday versus Duke, Gibbs amassed 139 yards from scrimmage (91 rushing, 48 receiving) on just 10 touches (six carries, four receptions) before leaving the game in the second quarter due to injury.

• Gibbs had the longest rush (61 yds. — prev: 33 vs. UCF, Sept. 19) and the longest reception (42 yds. — prev. 41 vs. Louisville, Oct. 9) of his career against Duke.

• At Syracuse (Sept. 26), Gibbs became Georgia Tech's first 100-yard rusher of the season and the first Tech true freshman in four years to eclipse the 100-yard rushing plateau when he ran for 105 yards on 18 carries 5.8 avg.).

• Gibbs is the first Georgia Tech true freshman to rush for 100 yards in a game since Dedrick Mills ran for 169 yards against Kentucky in the 2016 TaxSlayer Bowl (Dec. 31, 2016).

• Gibbs also caught two passes for 26 yards and a touchdown and returned three kickoffs for 44 yards at Syracuse, giving him 131 yards from scrimmage and 175 all-purpose yards.

• In his collegiate debut, Gibbs amassed 219 all-purpose yards, including 126 from scrimmage, against No. 14/13 UCF (Sept. 19).

• On his first collegiate play, Gibbs returned the opening kickoff 75 yards to the UCF 21 yard line, setting up a three-play touchdown drive that gave the Yellow Jackets a 7-0 lead just 55 seconds into the game.

• Gibbs scored the Jackets' other two touchdowns vs. UCF on a 9-yard reception in the second quarter and an electrifying 33-yard run in the fourth quarter that pulled the Yellow Jackets within seven points at 28-21.

• Gibbs finished with 93 yards on two kickoff returns, 66 rushing yards on 15 carries and a team-high 60 receiving yards on four receptions against UCF.

• Gibbs is only the third ACC player since 2000 to compile at least 60 rushing yards, 60 receiving yards and 90 kickoff return yards in a game, joining Duke's Deon Jackson (Oct. 27, 2018 vs. Pitt) and Clemson's C.J. Spiller (Oct. 24, 2009 vs. Miami).

• For his efforts against UCF, Gibbs was named the ACC Rookie of the Week and to the Hornung Award Honor Roll, which honors the nation's three most versatile players of the week.

• Sophomores **Dontae Smith** and **Jamious Griffin** round out four Georgia Tech running backs (and five rushers overall) with at least 100 yards on the ground this season.

OFFENSE

• Smith ranks third on the team with 253 rushing yards and three touchdowns and leads the team with 7.7 yards per carry.

• Last Saturday versus Duke, Smith ran for 60 yards on just five carries (12.0 avg.), including touchdown runs of 36 and 22 yards.

• On Sept. 26 at Syracuse, Smith ran for a career-high 84 yards on just eight carries (9.4 avg.). His first two carries of the game went for 46 yards (a 16-yarder and a 30-yarder on back-to-back plays in the second quarter), surpassing his previous career high for rushing yards in a game (35 — twice, last vs. UCF on Sept. 19).

• Griffin has rushed for 161 yards (fourth on the team) and two touchdowns this season despite not playing in any of the Yellow Jackets past three games (Oct. 24 at Boston College, Oct. 31 at Notre Dame and last Saturday versus Duke).

WIDE RECEIVERS

• Five different wide receivers — So. **Ahmarean Brown**, Sr. **Jalen Camp**, Jr. **Malachi Carter** and So. **Marquez Ezzard** and Jr. **Adonias Sanders** — have caught passes in at least five of Georgia Tech's first eight games this season. Camp has a reception in every game, Brown, Carter and Sanders have hauled in receptions in 6-of-8 and Ezzard has a catch in 5-of-8.

• By comparison, as recently as two seasons ago (2018), Georgia Tech only had four different wideouts catch a pass all season.

• Camp, a fifth-year senior, leads Georgia Tech with 320 receiving yards and ranks second on the team with 22 reception. His 320 receiving yards and 22 receptions are both career highs (prev.: 11 receptions for 186 yards in 2018).

• Camp is tied with Carter and RB **Jahmyr Gibbs** for the team lead with three touchdown receptions this season.

• Camp's three touchdown catches this season have come in the past five games (9 yards from Brown on Oct. 9 vs. Louisville, 59 yards from Fr. QB **Jeff Sims** on Oct. 17 vs. Clemson, and 24 yards from Sims last Saturday vs. Duke).

• Camp's 59-yard touchdown catch against Clemson was the longest reception of the senior's career (prev.: 49 at Virginia, Nov. 4, 2017).

• Camp's five receptions in the season opener at Florida State (Sept. 12) were a career high (prev.: 4 at Temple, 2019).

• Despite playing his first three seasons in Georgia Tech's previous option-based offense, Camp has caught 41 passes for 689 yards in his career, both team highs.

• Camp played in four games as a senior in 2019 before his season came to an end due to injury and he received a medial redshirt. His 2019 season came to a close with 134 receiving yards (first on team through four games) on seven receptions (t-2nd), good for a 19.1-yards-per-catch average (1st). His one touchdown catch was also tied for the team lead through four contests.

• Carter ranks third on the team with 244 receiving yards and 17 receptions.

• Carter's three touchdown receptions are tied with Camp and Gibbs for the team lead.

• Carter set a new career high with 89 receiving yards vs. Louisville on Oct. 9 (prev. 74 vs. NC State - Nov. 21, 2019).

• Carter's 89 receiving yards vs. Louisville were the most by Yellow Jacket since slot back Clinton Lynch had 111 at USF in 2018 and the most by a Tech wide receiver since Ricky Jeune had 96 at Virginia in 2017.

• Carter set a career high with six receptions in the Yellow Jackets' Sept. 12 season opener at FSU (prev.: 3, three times — last vs. North Carolina, 2019), including the 15-yard touchdown that pulled the Jackets even at 13-13 early in the fourth quarter.

• One of college football's most dynamic true freshmen last season, Brown ranks fourth on the team (third among wide receivers) with 183 receiving yards and 11 receptions this season. His 16.6 yards per reception leads the team.

• Brown turned in the best single-game performance of his 19-game career at Boston College (Oct. 24) with a career-high 75 receiving yards and a career-high-tying four receptions.

• Brown caught his first touchdown pass of the season (32 yards) and also scored on a 2-yard run at BC.

• Against Louisville (Oct. 9), Brown threw a 9-yard touchdown pass to Camp to cut the Yellow Jackets' 21-7 deficit to 21-14 with just 43 seconds to go in the first half. The touchdown pass was the first of Brown's career, the first touchdown pass by a Georgia Tech non-quarterback since P **Pressley Harvin III's** 41-yarder at Miami (Fla.) on Oct. 19, 2019, the first touchdown pass by a Georgia Tech non-QB skill position player since RB **Tashard Choice** (now GT's running backs coach) 17-yarder vs. North Carolina on Nov. 17, 2007 and the first touchdown pass by a Georgia Tech wide receiver since Jonathan Smith's 26-yarder vs. UNC on Nov. 15, 2003.

• Brown is one of only three NCAA Division I FBS student-athletes with a passing touchdown, rushing touchdown and receiving touchdown this season, joining NC State's Bailey Hockman and Oregon State's Tristan Gebbia.

• Brown is the first Yellow Jacket with a passing TD, rushing TD and receiving TD in the same season since QB Taylor Bennett in 2007.

• Brown is Georgia Tech's first non-QB with a passing TD, rushing TD and receiving TD in the same season since RB P.J. Daniels in 2004.

• Brown is one of two current Georgia Tech players with a passing touchdown, rushing touchdown and receiving touchdown in his career, joining Jr. DB **Tobias Oliver**, who previously played QB and WR for the Yellow Jackets before moving to defense this season.

AHMAREAN BROWN - GAME-BY-GAME

2019	Rec.	Yds.	TD	KR/PR	Yds.	TD	All-Purp.
Clemson	1	28	1	2*	26	0	54
USF	2	26	0	5*	23	0	51*
The Citadel	1	10	0	2*	0	0	10
Temple	3	64	0	0	0	0	64
North Carolina	1	32	1	0	0	0	32
Duke	1	40	0	0	0	0	40
Miami (Fla.)	3	41	1	0	0	0	41
Pitt	4	61	1	1*	0	0	61
Virginia	1	59	1	0	0	0	59
Virginia Tech	1	4	0	1*	18	0	22
NC State	2	28	2	1	33	0	61
Georgia	1	3	0	1*	-7	0	-4
2019 Totals	21	396	7	13	93	0	491

2020	Rec.	Yds.	TD	KR/PR	Yds.	TD	All-Purp.
Florida St.	3	25	0	0	0	0	22*
UCF	1	11	0	0	0	0	11
Syracuse	1	40	0	0	0	0	40
Louisville	1	30	0	0	0	0	30
Clemson	1	2	0	0	0	0	2
Boston College	4	75	1	0	0	0	77*
Notre Dame	0	0	0	1*	4	0	4
Duke				--DID NOT PLAY--			
2020 Totals	11	183	1	1	26	0	186
Career	32	579	8	14	119	0	677

^ kick return

* punt return

also includes one rush for 2 yards

@ also includes one rush for -3 yards

& also includes a 2-yard touchdown rush

• Despite having just 19 collegiate games under his belt, Brown ranks third on the team with 32 career receptions (just nine behind Camp's team-leading 41) and 579 career receiving yards (just 110 behind Camp's team-leading 689).

• Brown led Georgia Tech in receiving yards (396), receptions (21), yards per reception (18.9 - min. 8 rec.) and touchdown catches (7) as a true freshman last season.

• With seven touchdown receptions last season, Brown matched the Georgia Tech freshman record set by Calvin Johnson as a true freshman in 2004.

• Brown ranked second among true freshman and was tied for third among all freshmen in touchdown receptions last season.

MOST TD RECEPTIONS BY FRESHMEN — FBS, 2019

Player	Team	TD
1. Jyaire Shorter*	North Texas	9
2. George Pickens	Georgia	8
3. Ahmarean Brown	Georgia Tech	7
David Bell	Purdue	7

* redshirt freshman

• Seven of Brown's 21 receptions last season gained at least 20 yards, 6-of-21 gained 30 or more yards and 4-of-21 gained 40 or more yards.

• Ezzard, a sophomore transfer from Miami (Fla.), ranks fifth on the team with nine receptions and 124 receiving yards in his first eight games after sitting out the entire 2019 season due to NCAA transfer regulations.

• Despite only seeing significant playing time in 16 career games (the final eight of last season and the first eight of this season), Sanders has become one of Georgia Tech's most reliable receivers with 24 receptions for 335 yards over those 16 contests. Prior to the current 16-game stretch, Sanders had just three receptions for 25 yards in his entire career.

• Sanders scored the first touchdown of his collegiate career on a 24-yard pass from Sims in last Saturday's win over Duke.

OFFENSE

TIGHT ENDS

• Last season, Georgia Tech reintroduced the tight end position to its offense for the first time since 2007, as former head coach Paul Johnson's double-slot option-based offense did not utilize tight ends.

• The only tight end on Georgia Tech's roster that had any collegiate game experience at the position going into last season was **Tyler Davis**, a graduate transfer from UConn, who wound up catching 17 passes for 148 yards and a touchdown for Tech in 2019.

• Davis went on to become the first Georgia Tech tight end selected in the NFL Draft in 28 years (since Tom Covington — San Francisco 49ers, 1992) when the Jacksonville Jaguars took him with their sixth-round pick (No. 206 overall) in the 2020 draft. No Tech tight end has ever been selected higher in the NFL Draft than Davis.

• With Davis' departure, the only two tight ends on Georgia Tech's roster with any game experience at the position are true sophomores **Dylan Deveney** and **Dylan Leonard**. Deveney (6-48) and Leonard (2-6) combined for eight receptions for 54 yards as true freshmen last season.

• Deveney hauled in two catches for 15 yards in Georgia Tech's season opener at Florida State (Sept. 12). The two receptions matched a career high while the 15 yards were a new career high (prev.: 14 at Virginia Tech, 2019).

• Leonard's 15-yard reception against Louisville (Oct. 9) gave him a career high for receiving yards in a game (prev. - 3, twice).

• Both Deveney and Leonard were unavailable for Georgia Tech's losses to UCF (Sept. 19) and Syracuse (Sept. 26), which left Georgia Tech with just two Above The Line tight ends for both contests — walk-on **Jack Coco**, who lost 40 pounds in the offseason to transition from offensive line to tight end and also serves as the Jackets' snapper on field goals and PATs, and true freshman **Billy Ward**.

• Deveney also missed Georgia Tech's game at Boston College (Oct. 24).

• Tech is 3-2 this season with both Deveney and Leonard in the lineup and 0-3 without one or both of them.

OFFENSIVE LINE

• Georgia Tech's offensive line has paved the way for an offensive resurgence that has seen the Yellow Jackets post the five highest yardage totals of the **Geoff Collins** era this season.

• Most notably, Tech's offensive front paved the way for the Yellow Jackets to rush for 377 yards last Saturday versus Duke, the Jackets' highest rushing total since they ran for 461 yards at North Carolina on Nov. 3, 2018.

• Junior left tackle **Zach Quinney** was named ACC co-Offensive Lineman of the Week for his performance versus Duke, which included limiting Duke DE Victor Dimiukeje, an all-ACC selection that came into the game with 7.5 sacks on the season, to four tackles (one solo), no sacks, no tackles for loss and no quarterback hurries.

• Georgia Tech led the ACC with just 10 sacks allowed through six games this season, but surrendered five sacks against No. 4 Notre Dame on Oct. 31.

• Tech did not surrender any sacks in games against UCF (Sept. 19) or Louisville (Oct. 9) this season.

• Led by Quinney (93% grade, no sacks allowed, no pressures allowed, six extra efforts), Georgia Tech surrendered just one sack against Florida State and its vaunted defensive front in the season opener (Sept. 12).

• Tech surrendered only one sack again at Syracuse (Sept. 26).

• The offensive linemen on Georgia Tech's 2020 roster have combined for 113 career starts at Tech.

GEORGIA TECH OFFENSIVE LINE START CHART

	Career Games	Career Starts	2020 Starts	Consec. Starts
LT/RT Zach Quinney	33	32	8	32
C/RG Kenny Cooper	38	23	—	—
RT/LG Jack DeFoor	28	19	19	18
RG/LG/C Mikey Minhan	17	14	8	12
C William Lay III	12	8	—	—
OT Jordan Williams	8	8	7	—
OG Ryan Johnson*	8	8	8	8
RT Charlie Clark	8	1	1	1
TOTALS	152	113		

* does not include 36 games played and 19 starts at Tennessee (2017-19)

• Georgia Tech added starting experience on the offensive front with the addition of graduate transfer **Ryan Johnson**. Johnson appeared in 36 games over three seasons at Tennessee (2017-19) and made 19 starts, including 18-straight spanning his sophomore and junior seasons.

• Fr. **Jordan Williams** was one of only 23 student-athletes from across the nation included on *247Sports'* 2020 pre-season true freshman all-America team. Williams was one of only seven ACC representatives on the 23-player list and the only ACC rep among its five offensive linemen.

• Considered the position making the most radical transition in playing style as Georgia Tech transformed to a spread, pro-style offense last season, the Yellow Jackets' offensive line was decimated by injuries in 2019.

• Due to the rash of injuries across the offensive front, three walk-on offensive linemen saw significant action last season, highlighted by r-Jr. **William Lay III**, who played the majority of the snaps at center against USF (Sept. 7) and Temple (Sept. 28) before moving into the starting lineup in place of Cooper vs. North Carolina (Oct. 5). Lay III started the final eight games of last season. Walk-ons Hamp Gibbs and Chet Lagod, who both graduated and do not return to the roster this season, also played significant snaps against The Citadel (Sept. 14) and at Temple (Sept. 28), respectively.

• Despite the rash of injuries, the Jackets' offensive front settled in during the second half of last season. Most notably, during a three-game stretch from Oct. 19-Nov. 9, Georgia Tech faced the teams that ranked first (Pitt), fourth (Miami) and eighth (Virginia) nationally in sacks, with those teams averaging a total of 11.5 sacks per game. The Yellow Jackets' offensive front allowed a total of just five sacks in those three contests, including none at Virginia (Nov. 9).

• Tech did not surrender a sack twice in its final four games of last season (Nov. 9 at Virginia and Nov. 21 vs. NC State).

DEFENSE

TEAM

• Dubbed the "Minister of Mayhem," Georgia Tech head coach **Geoff Collins** has been known for putting together some of college football's top defenses over the past nine seasons — first as defensive coordinator at Mississippi State (2011-14) and Florida (2015-16), then as head coach at Temple (2017-18) and Georgia Tech.

- Over the past nine seasons, Collins' defenses have:
 - ranked in top 20 nationally in total defense three times (twice in top 8)
 - ranked in top 25 in scoring defense four times (twice in top 12)
 - ranked in top 30 in passing defense five times (twice in top 13)
 - ranked in top 45 in pass efficiency defense seven times (four times in top 22)
 - ranked in top 35 in turnovers gained five times (twice in top 6)
 - ranked in top 15 in interceptions four times (twice in top 10)
 - ranked in top 25 in sacks four times (twice in top 15)

• Collins' and defensive coordinator **Andrew Thacker's** aggressive, attacking style of defense has been on display this season, as Georgia Tech ranks among the national leaders in fumble recoveries (12 - No. 2 nationally) and turnovers gained (17 - No. 10 nationally).

• For the season, Georgia Tech has forced 11 turnovers in its three wins and just six in its five losses.

• Last Saturday against Duke, the Yellow Jackets forced five turnovers, Tech's most in a game since it had six takeaways against Pitt on Oct. 25, 2014.

• Four of Georgia Tech's five takeaways against Duke came on fumble recoveries. The four fumble recoveries are also Tech's most since the 2014 game versus Pitt (6) and are tied for the eighth-most in a game in program history.

• The Yellow Jackets' five takeaways led to 21 points in the 56-33 win over Duke.

• Against Louisville (Oct. 9), Georgia Tech forced three turnovers (all fumble recoveries). The three takeaways led directly to 19 points, which proved to be the difference in the Yellow Jackets' 46-27 win.

• The Jackets also had three takeaways in their season-opening win at Florida State (Sept. 12).

• Georgia Tech has scored defensive touchdowns in each of its past two games.

• Last Saturday versus Duke, Jr. DL **Jordan Domineck** forced a fumble on a sack of Blue Devils QB Chase Brice in the end zone, then fell on the loose ball himself for the strip-sack-and-score, which gave the Yellow Jackets a 28-23 lead late in the first half. Tech would never relinquish the lead on its way to the 56-33 victory.

• Jr. DB **Zamari Walton's** 93-yard return of a fumble forced by Jr. DB **Juanyeh Thomas** for a touchdown versus Notre Dame (Oct. 31) was the longest recorded fumble return in Georgia Tech history, breaking the previous record of 90 yards set by Kofi Smith vs. Wake Forest on Nov. 21, 1998 (*note: fumble returns became an official NCAA stat in 1992*).

• Yellow Jackets that record takeaways have the opportunity to sign the "Get The Ball Board" on Georgia Tech's sideline. Introduced by Collins when he was the defensive coordinator at Western Carolina in 2002, the "Get The Ball Board" has evolved from players simply adorning the board with their signatures to signing with their social media handles.

#GETTHEBALL — 2020 GEORGIA TECH TAKEAWAYS

Player (Twitter Handle)	Type	Opp.
1. Quez Jackson (@killerathlete59)	INT	FSU
2. David Curry (@D_Curry_22)	FR	FSU
3. Djimon Brooks (@djimoskie_69)	FR	FSU
4. Avery Showell (@Fraydo_)	FR	UCF
5. Juanyeh Thomas (@STG_Yeh1)	INT	UCF
6. Zamari Walton (@ZWALT_21)	INT	SYR
7. Quez Jackson (@killerathlete59)	FR	LOU
8. Bruce Jordan-Swilling (@B9Money)	FR	LOU
9. Jordan Domineck (@JDomineck16)	FR	LOU
10. Tre Swilling (@SwillingTre)	FR	CLEM
11. Zamari Walton (@ZWALT_21)	INT	CLEM
12. Zamari Walton (@ZWALT_21)	FR	ND
13. Kaleb Oliver (@_K2tha_0)	FR	Duke
14. Jordan Domineck (@JDomineck16)	FR	Duke
15. Tre Swilling (@SwillingTre)	FR	Duke
16. Tariq Carpenter (STG_Riq2)	INT	Duke
17. Antwan Owens (@TheAntwanOwens)	FR	Duke

• Tech has 50 tackles for loss through eight games this season (6.2 per game). Last year, the Yellow Jackets averaged 5.1 TFL per game (61 total). The previous season (2018), the Jackets ranked 125th out of 129 NCAA Division I FBS teams with 4.2 TFL per game.

• Tech's 50 tackles for loss this season are its most through seven games since 2008 (71) and mark only the fifth time since 2000 that it has had 50 TFL or more through eight contests (2007 - 76; 2006 - 50; 2005 - 60).

• Five Yellow Jackets — DL **Jordan Domineck** (7.5), LB **David Curry** (5.0), LB **Quez Jackson** (4.5), DB **Kaleb Oliver** (4.0) and DB/LB **Charlie Thomas** (4.0) — have at least four tackles for loss through the first eight games of a season, which is the most Jackets with at least four TFL through eight games since 2014.

• Additionally, nine different Yellow Jackets have at least 2.5 tackles for loss apiece through eight games this season (Domineck, Curry, Jackson, Oliver, Thomas, DL **Djimon Brooks** (3.0), DL **Curtis Ryans** (2.5), DL **Aneonneus Clayton** (2.5) and DL **Sylvain Yondjouen** (2.5). Prior to this season, the last time that as many as nine different Jackets had at least 2.5 TFL through eight games came in 2008 (Michael Johnson, Morgan Burnett, Mario Butler, Tony Clark, Sedric Griffin, Derrick Morgan, Jason Peters, Dominique Reese, Rashaad Reid, Darryl Richard, Vance Walker, Jahi Word-Daniels). Six of those nine (Johnson, Burnett, Butler, Morgan, Richard and Walker) went on to play in the NFL.

• Tech also has 17 sacks through eight games this season (2.12 per game). Last year, the Yellow Jackets averaged 1.4 sacks per game (17 total). The previous season (2018), the Jackets ranked 116th out of 129 NCAA Division I FBS teams with 1.3 sacks per game.

• The Yellow Jackets' 50 tackles for loss and 17 sacks are their most through eight games of the season since 2008 (71 TFL, 21 sacks).

• On the analytics front, Georgia Tech has a pressure rate at 28.6% and a non-blitz pressure rate of 25.8%. Both represent a significant uptick from last season (2019), when the Yellow Jackets finished with a 25.8% pressure rate (107th nationally) and a 24.2% non-blitz pressure rate (91st nationally - credit: ESPN Stats & Info).

• If Georgia Tech maintains its current 28.6% pressure rate, it would be the Yellow Jackets' best in the past decade (prev.: 27.4% in 2015 - credit: ESPN Stats & Info).

• In the season opener at Florida State (Sept. 12), Georgia Tech's defense put together its finest performance of the Collins era in a 16-13 triumph.

• Tech's defense limited Florida State to just 307 yards of total offense (3.8 yards per play).

• The Yellow Jackets forced three turnovers in the win at FSU (an interception and two fumbles).

• Perhaps most notably, after the Seminoles racked up 113 yards and 10 points in their first two possessions, Tech's defense surrendered just 194 yards and three points the rest of the way.

• Following the impressive defensive effort at Florida State, Thacker was named the National Coordinator of the Week by *Pick Six Previews*.

• In its first season under Collins and Thacker in 2019, Georgia Tech ranked 32nd nationally and fifth in the ACC in pass defense last season, allowing just 207.7 yards per game through the air.

• Since the beginning of last season, Georgia Tech has held nine of its 20 opponents to less than 200 passing yards or less (169 vs. USF, Sept. 7, 2019; 30 vs. The Citadel, Sept. 14, 2019; 124 at Temple, Sept. 28, 2019; 176 at Duke, Oct. 12, 2019; 200 at Miami, Oct. 19, 2019; 198 at Florida State, Sept. 12, 2020; 194 at Syracuse, Sept. 26, 2020; 145 at Boston College, Oct. 24, 2020; 199 vs. Notre Dame, Oct. 31, 2020).

INDIVIDUAL

• Jr. LB **Quez Jackson** has led Georgia Tech in tackles in five of its eight games this season (nine at Florida State on Sept. 12, nine on Sept. 19 vs. UCF, nine on Oct. 9 vs. Louisville, nine on Oct. 24 at BC and 11 on Oct. 31 vs. No. 4 Notre Dame).

• Jackson ranks seventh in the ACC with 8.1 tackles per game this season (65 total).

• Jackson's five games with at least nine tackles this season are tied for seventh among all Power Five conference student-athletes.

GAMES WITH AT LEAST 9 TACKLES - POWER FIVE, 2020

Player	Team	No. of Games
1. Jalen Catalon	Arkansas	7
2. Tony Fields II	West Virginia	6
Nick Jackson	Virginia	6
Isaiah McDuffie	Boston College	6
Grant Morgan	Arkansas	6
Payton Wilson	NC State	6
7. Quez Jackson	Georgia Tech	5
Jamin Davis	Kentucky	5
Isaiah Moore	NC State	5
Bumper Pool	Arkansas	5
Max Richardson	Boston College	5

• Jackson is one of just two NCAA FBS Division I student-athletes to record 65 tackles, 4.5 tackles for loss, an interception and a fumble recovery this season in just eight games, joining North Carolina's Chazz Surratt.

• Additionally, just eight games into the season, Jackson is already tied for the third-most games with at least nine tackles by a Georgia Tech student-athlete in a single season since 2000.

DEFENSE

GAMES WITH AT LEAST 9 TACKLES -
GT SINGLE SEASON, SINCE 2000

Player	Year	No.
1. Julian Burnett	2011	8
2. P.J. Davis	2014	7
3. Quez Jackson	2020	5
David Curry	2019	6
Julian Burnett	2010	5
6. Corey Griffin	2016	4
Quayshawn Nealy	2014	4
Jabari Hunt-Days	2012	4
Brad Jefferson	2010	4
Brad Jefferson	2009	4
Morgan Burnett	2008	4
Cooper Taylor	2008	4
Kamichael Hall	2006	4

• Jackson is one of only three Yellow Jackets since 2000 to record at least 65 tackles through the first eight games of a season, joining Julian Burnett (73 - 2011) and teammate **David Curry** (65 - 2019).

• In addition to his team-leading 65 tackles through eight games, Jackson has had a hand in two of the Jackets' 17 takeaways this season, with an interception in the Sept. 12 season opener at Florida State (the first of his career) and a fumble recovery on Oct. 9 vs. Louisville.

• Curry, a sixth-year senior LB, is the only returner of Georgia Tech's four team captains from a season ago.

• Curry ranks second on the team with 58 tackles and 5.0 tackles for loss this season.

• Curry put together his finest game of the season last Saturday against Duke, with 12 tackles (seven solo), a forced fumble and two pass breakups.

• Curry had a hand in back-to-back turnovers that helped Georgia Tech pull away from Duke in the third quarter last Saturday. On the Blue Devils' opening possession of the second half, he tipped a pass that was intercepted by Sr. DB **Tariq Carpenter** and returned 43 yards to set up a Tech touchdown. On the very next series, Curry forced a fumble that was recovered by Jr. DB **Tre Swilling**.

• Jackson and Curry are one of only five sets of ACC teammates with at least 58 tackles and 4.5 TFL apiece this season (joining Boston College's Max Richardson and Isaiah McDuffie, Duke's Marquis Waters and Shaka Heyward, NC State's Payton Wilson and Isaiah Moore and Virginia's Zane Zandier and Nick Jackson).

• Curry had four games with double-digit tackles last season (14 vs. The Citadel, Sept. 14; 16 vs. North Carolina, Oct. 5; 10 vs. Pitt, Nov. 2 and 11 vs. NC State, Nov. 21). He was one of only 10 ACC players with at least four games with double-digit tackles in 2019.

• Since 2005, the only Yellow Jacket to record more games with double-digit tackles in a season than Curry's four in 2019 was Julian Burnett, who had five in both 2010 and 2011.

• Curry is one of only three Yellow Jackets to record at least 90 tackles in a season over the last decade (2010-19), joining Julian Burnett (120 - 2011), P.J. Davis (119 - 2014) and Quayshawn Nealy (92 - 2014).

• Curry registered a career-high 16 tackles vs. North Carolina last season (Oct. 5, 2019), which is tied for the most tackles by a Yellow Jacket in a single game since Morgan Burnett made 16 stops against Georgia on Nov. 28, 2009.

• Curry turned in one of the most impressive performances in recent memory by a collegiate defender when he recorded a sack and an interception to go along with a then-career-high 14 tackles against The Citadel last season (Sept. 14, 2019).

• Curry's performance against The Citadel last season marked only the 13th time since 2015 that an NCAA Division I FBS student-athlete recorded at least 14 tackles, a sack and an interception in a game.

• Jr. DL **Jordan Domineck** has become a force for the Yellow Jackets with 31 tackles, 7.5 tackles for loss, 4.0 sacks, three forced fumbles and two fumble recovery in eight games this season.

• Domineck turned in one of the most dominant performances in recent college football history last Saturday versus Duke with two sacks, 2.5 tackles for loss, a forced fumble and a fumble recovery for a touchdown.

• Domineck's forced fumble and fumble recovery for touchdown came when he strip-sacked Duke QB Chase Brice in the end zone, then fell on the loose ball for a touchdown that gave Georgia Tech a 28-23 lead late in the first half. Tech never relinquished the lead after Domineck's first-career touchdown.

• Domineck is the first Power Five conference player with two sacks, 2.5 tackles for loss, a forced fumble and a fumble recovery for a touchdown since since NC State's Brian Slay did it against Liberty on Sept. 3, 2011.

• Domineck is the first Power Five player to accomplish the rare two sacks/2.5 TFL/FF/FR/TD feat against an NCAA Division I FBS opponent since UCLA's Akeem Ayers versus Arizona State on Nov. 21, 2009.

• Domineck was also quite disruptive during a two-game stretch versus Syracuse (Sept. 26) and Louisville (Oct. 9). He recorded 10 tackles, three TFL, two sacks, a forced fumble and a fumble recovery came in the two-game stretch against the Orange and Cardinals.

• Domineck's second forced fumble of the season and first fumble recovery of his career came on the same pivotal play early in the fourth quarter of Georgia Tech's win over Louisville. Trailing 27-26, Domineck forced and recovered a fumble by Louisville RB Javian Hawkins to not only stall a promising possession for the Cardinals, but also set up a four-play, 51-yard touchdown drive for the Yellow Jackets that proved to be the winning points in the Jackets' 47-26 victory.

• For the season, Domineck's three forced fumbles (.38/gm) rank second in the ACC and 22nd nationally and his two fumble recoveries are tied for second in the ACC and fifth nationally.

• Even before last Saturday's dominant performance versus Duke, Domineck was off the charts in terms of analytics, having pressured the quarterback on 15.6% of his pass rushes this season through seven games. Going into last week's games, he was one of only three ACC players and 15 nationally to pressure the quarterback on at least 15% of his pass rushes (min. 100 rushes - credit: ESPN Stats & Info).

• So, DL **Curtis Ryans** is tied with Domineck for the team lead with three forced fumbles this season.

• Ryans' three forced fumbles have come in just seven games, giving him an ACC-leading .43/gm (15th nationally).

• Ryans had a breakout performance in Georgia Tech's season-opening 16-13 win at Florida State (Sept. 12).

• Ryans recorded two sacks, two tackles for loss and two forced fumbles in the triumph at FSU, all coming at pivotal times.

• Ryans' first two career sacks came on consecutive plays early in the fourth quarter at FSU. On the second sack, he forced a fumble that was recovered by Curry and returned to the FSU 11 yard line, which set up Fr. PK **Jude Kelley's** 32-yard field goal that gave Georgia Tech a 16-13 lead with 8:56 to go in the fourth quarter.

• Ryans' second forced fumble of the game and his career came on FSU's ensuing possession following Kelley's go-ahead field goal. It was recovered by Sr. DL **Djimon Brooks** at the FSU 35 yard line to thwart the Seminoles last true scoring threat.

• Ryans is one of only 25 players nationally that has forced two fumbles in a single game this season.

2 FORCED FUMBLES IN A GAME —
NCAA DIVISION I FBS, 2020

Player	Team	Opp.	Date
Curtis Ryans	Georgia Tech	Florida State	Sept. 12
Bronson Massie	Kansas State	Arkansas State	Sept. 12
Yasir Abdullah	Louisville	Pitt	Sept. 26
Carlos Basham Jr.	Wake Forest	Campbell	Oct. 2
Malcolm Rodriguez	Oklahoma St.	Kansas	Oct. 3
Azeez Ojulari	Georgia	Tennessee	Oct. 10
Don Chapman	North Carolina	Florida State	Oct. 17
Avery Young	Rutgers	Michigan State	Oct. 24
Mohamed Toure	Rutgers	Michigan State	Oct. 24
Cortez Davis	Hawaii	Wyoming	Oct. 30
Christian Brassell	Temple	Tulane	Oct. 31
Daelin Hayes	Notre Dame	Georgia Tech	Oct. 31
Tarron Jackson	Coastal Carolina	Georgia State	Oct. 31
Patrick Johnson	Tulane	East Carolina	Nov. 7
Tyrus Wheat	Miss. State	Vanderbilt	Nov. 7
Evan Fields	Arizona State	Southern Cal.	Nov. 7
Rashad Wisdom	UTSA	UT-El Paso	Nov. 14
Zion Tupuola-Fetui	Washington	Oregon State	Nov. 14
Nico Bolden	New Mexico	Air Force	Nov. 20
Dion Novil	North Texas	Rice	Nov. 21
Will McDonald	Iowa State	Kansas State	Nov. 21
Jeffrey Gunter	Coastal Carolina	App State	Nov. 21
Nick Heninger	Utah State	New Mexico	Nov. 26
Colin Schooler	Texas Tech	Oklahoma St.	Nov. 28
Mitchell Agude	UCLA	Arizona	Nov. 28

• In recognition of the breakout performance, Ryans was named the ACC Defensive Lineman of the Week following the win at FSU.

• Ryans forced his third fumble of the season on Oct. 17 versus Clemson. He leads the ACC with .50 forced fumbles per game.

• Jr. DB **Tre Swilling** is tied with Domineck for the team lead, second in the ACC and fifth nationally with two fumble recoveries this season.

• Georgia Tech's three leading tacklers in 2019 were Curry (97), Charlie Thomas (65) and S **Tariq Carpenter** (62). Their totals marked the only the second time in the decade (2010-19) that a Georgia Tech team had a player with 90 or more tackles and at least two others with 60 or more (2014 being the other year that GT accomplished the feat).

SPECIAL TEAMS

• Senior punter **Pressley Harvin III** is living up to his reputation as one of the nation's top punters this season.

• Harvin leads the ACC and ranks No. 4 nationally in punting with a 47.7-yard average (No. 2 nationally among punters whose teams have played more than two games).

• Of Harvin's 36 punts this season, 17 have traveled 50 yards or more, 15 have pinned the opponent inside its 20 yard line, 19 have been fair caught and only four have been returned, which plays a big part in Georgia Tech ranking No. 3 nationally in net punting with a 44.7-yard net average.

• For the second time this season, Harvin was named the Ray Guy Award National Punter of the Week following his performance at Boston College on Oct. 24. Harvin averaged 51.0 yards per punt at BC, with three of the four kicks traveling at least 50 yards, three pinning the Eagles inside their 20 yard line and none being returned.

• Harvin was also named the Ray Guy Award National Punter of the Week following his performance against No. 14/13 UCF (Sept. 19), when he averaged 51.2 yards over four punts, three of which pinned the Knights inside their own 20 yard line.

• Harvin's career day against UCF included a 70-yard punt in the third quarter that flipped the field from Georgia Tech's own 18 yard line to the UCF 12. The 70-yard punt was the longest of Harvin's career (prev.: 62 – twice, last vs. USF on Sept. 19, 2019), the longest by a Yellow Jacket since Durant Brooks' 77-yarder versus North Carolina on Nov. 17, 2007 and is tied for the ninth-longest in Georgia Tech history. It was only the 12th punt in Tech history to ever travel 70 yards or more.

• Following five of Georgia Tech's seven games this season, Harvin has been named to the Ray Guy Award's "Ray's 4" list, which recognizes the nation's top four punters each week.

• In addition to the two weeks that he has been named the National Punter of the Week, Harvin's other "Ray's 4" performances this season include:

• Florida State (Sept. 12): punted three times for an average of 41.7 yards, with a long of 53 yards and two kicks that were downed inside the 20 yard line in the win at FSU.

• Syracuse (Sept. 26): averaged 49.3 yards over seven punts, with three that traveled 50-plus yards, three that were downed inside the SU 20 and only one that was returned; 64-yard punt near the end of the first half bounced out of bounds at the 4 yard line — the 64-yard punt was the second-longest of his career, behind only his 70-yarder the previous week vs. UCF.

• Clemson (Oct. 17): averaged 48.3 yards over nine punts, with five that traveled 50-plus yards, three that were downed inside the CU 20 and only one that was returned; From Tech's own 24, boomed a game-long 56-yard punt to pin Clemson at their own 20 in the second quarter.

• Since the beginning of the 2019 season, there have been only 20 games in which an NCAA Division I FBS punter has had a net average of 50 or more yards with a minimum of four punts. Harvin is the only punter that has accomplished the feat three times (Nov. 21 of last season vs. NC State, Sept. 19 vs. UCF and Oct. 24 at Boston College).

• Harvin's 44.54 career punting average ranks second in Georgia Tech history, behind only 2007 Ray Guy Award winner Durant Brooks.

PUNT AVERAGE — GT CAREER HISTORY [MIN. 75 PUNTS]

Player	Years	Average
1. Durant Brooks	2006-07	45.31
2. Pressley Harvin III	2017-pres.	44.54
3. Rodney Williams	1995-98	41.42
4. Dan Dyke	1999-2002	41.37
5. Harper Brown	1975-76	41.10
6. Jason Bender	1991-94	40.92
7. Ryan Rodwell	2012-16	40.85
8. Jeff Pierce	1978-81	40.76
9. Sean Poole	2010-13	40.44
10. Ron Rice	1980-83	40.27

• More than midway through the 2020 season, Harvin is on pace to shatter Georgia Tech's single-season record for punting average.

PUNT AVERAGE — GT SINGLE-SEASON HISTORY [MIN. 25 PUNTS]

Player	Year	Average
Pressley Harvin III	2020	47.72
1. Rodney Williams	1997	45.64
2. Durant Brooks	2006	45.52
3. Jason Bender	1994	45.51
4. Durant Brooks	2007	45.06
5. Pressley Harvin III	2019	44.79
6. Pressley Harvin III	2017	44.10
7. Dan Dyke	1999	43.80
8. Ryan Rodwell	2016	43.13
9. Jeff Pierce	1981	42.86

• Fr. **Jahmyr Gibbs** is averaging 25.6 yards per kickoff return this season, which would rank second in the ACC and 19th nationally if he qualified for the official statistical rankings (with eight returns, he falls just two returns short).

• Gibbs returned the opening kickoff vs. UCF (Sept. 19) 75 yards on the first play of his collegiate career. The 75-yard return was the longest kickoff return by a Yellow Jacket since Juanyeh Thomas (then a true freshman himself) returned a kickoff 100 yards for a touchdown at Georgia on Nov. 24, 2018.

• Gibbs also had what would have been a 98-yard kickoff return for a touchdown erased by a holding penalty at Boston College (Oct. 24).

• So. **Dontae Smith** ranks fifth in the ACC at 17.6 yards per kickoff return.

• After ranking 126th out of 129 NCAA Division I FBS teams in kickoff coverage in 2018 (26.27 yards per return), Georgia Tech is allowing 20.54 yards per return this season, an improvement of nearly six yards per return in less than two seasons.

• Head coach **Geoff Collins** states repeatedly that special teams are the No. 1 priority within Georgia Tech's program, a philosophy that is highlighted by the fact that a student-athlete cannot earn playing time on offense or defense if they aren't able to contribute on special teams.

• The emphasis on special teams paid dividends last season, most notably in blocked kicks. Georgia Tech blocked three kicks in 2019, all in the final seven games of the season (punt blocks vs. Duke on Oct. 12 and Pitt on Nov. 2 and a field goal block vs. Miami on Oct. 19).

• Georgia Tech tied for sixth nationally in punt blocks (2) and tied for 14th nationally in total kick blocks (3) last season.

MOST PUNT BLOCKS — NCAA DIVISION I FBS, 2019

1. Houston	5
2. Cincinnati	4
3. Alabama	3
Nebraska	3
Penn State	3
6. GEORGIA TECH	2
14 others	2

MOST TOTAL KICK BLOCKS — FBS, 2019

1. Houston	6
2. Appalachian State	5
Baylor	5
Cincinnati	5
Northern Illinois	5
6. Arkansas State	4
Air Force	4
Alabama	4
Memphis	4
Miami (Ohio)	4
North Texas	4
Penn State	4
Stanford	4
14. GEORGIA TECH	3
16 others	3

• **Jerry Howard Jr.** was responsible for both of Georgia Tech's punt blocks last season, becoming the first Yellow Jacket to block two kicks in a season since Chris Milton also blocked a pair of punts in 2015.

• Howard's two blocked kicks were tied for first in the ACC and second nationally in 2019.

• DL **Antwan Owens** blocked a would-be game-winning 25-yard field goal attempt with just 26 seconds to go in regulation of Georgia Tech's 28-21 overtime win at Miami (Oct. 19). It was the Yellow Jackets' first field goal block since GT blocked a field goal at Virginia Tech on Nov. 12, 2016.

• Georgia Tech's three kick blocks last season were its first since 2017. The Yellow Jackets went 21 games between blocking kicks at Virginia on Nov. 4, 2017 and at Duke on Oct. 12, 2019.

• The Yellow Jackets got their first block of 2020 season at Syracuse (Sept. 26) when Fr. DL **D'Quan Douse** blocked a PAT attempt.

• Georgia Tech has blocked 23 kicks since the beginning of the 2013 season, which is tied for the eighth-most by an NCAA Division I FBS team during that span.

• The nation's most blocked kicks over the past eight seasons (since 2013) belong to Temple (29). Six of those came in the last two seasons of Collins' tenure as the Owls' head coach (2017-18). Temple blocked five kicks in 2018 alone, which was good for a tie for fifth nationally.

MOST BLOCKED KICKS SINCE 2013 (FBS)

Temple	29
Air Force	25
BYU	25
Texas A&M	25
Oklahoma State	24
Southern California	24
North Texas	24
GEORGIA TECH	23
Northern Illinois	23
Arkansas State	22
Rutgers	21
Indiana	19
Virginia Tech	19

SPECIAL TEAMS

• The tables have been turned on Georgia Tech this season, as it has had six kicks blocked through eight games (four field goals and two extra points). Florida State blocked three Tech kicks (two FB and a PAT) in the season opener (Sept. 12), marking the first time in Georgia Tech history that the Yellow Jackets had three kicks blocked in one game and only the sixth time in program history that the Jackets had multiple kicks blocked in a game.

• Prior to the opener at FSU, Tech had not had multiple kicks blocked in a game since Western Carolina blocked two field goals against the Yellow Jackets on Nov. 4, 1989. Ironically, Collins, a walk-on freshman, suited up for WCU in that game (a 34-7 Georgia Tech win).

• Despite having three of the first four kicks of his career blocked, true Fr. PK **Jude Kelley** drilled a 32-yard field goal with 8:56 remaining in the game that proved to be the winning points in Georgia Tech's 16-13 win at Florida State.

MISCELLANEOUS

• Turnover margin has been a strong indicator of whether Georgia Tech wins or loses this season. The Yellow Jackets have won the turnover battle in both of its victories this season and are plus-four in turnover margin in those wins. On the flip side, Tech has not won the turnover battle in any of its five defeats this season and is minus-11 in turnover margin in those losses.

• As part of Georgia Tech athletics' ongoing partnership with Children's Healthcare of Atlanta, the organizations have teamed up to have the Yellow Jackets' success on "Money Down" — head coach **Geoff Collins'** term for third and fourth downs — benefit Children's this season.

• Fans are encouraged to make pledges to Children's based on the Jackets' success on "Money Down." To lead the way, Collins' had pledged to donate \$10 to Children's for every "Money Down" stop that the Yellow Jackets make on defense and each "Money Down" that the Jackets convert into a first down on offense this season.

• Georgia Tech has combined for 103 third/fourth down stops and conversions through seven games this season (61 stops on defense, 42 conversions on offense), including a season-high total of 22 in the season opener at Florida State (13 on offense, nine on defense) and .

• Georgia Tech has combined for 125 third/fourth down stops and conversions through eight games this season (65 stops on defense, 60 conversions on offense), including a season-high total of 22 in the season opener at Florida State (13 on offense, nine on defense) and last Saturday vs. Duke (nine on offense, 13 on defense).

• Fans can pledge at buzz.gt/MoneyDown2020. As of Monday, Nov. 30, \$9,454 had been pledged to the Children's through the Money Down benefit, including Collins' \$1,250 pledge to date.

• Four of Georgia Tech's first seven games this season were televised nationally on ABC (Sept. 12 at Florida State, Sept. 19 vs. UCF, Oct. 17 vs. Clemson, Oct. 31 vs. Notre Dame). The Yellow Jackets four regular-season games on national network television (ABC/NBC/CBS/FOX) are their most in a single season since 2006 (vs. Notre Dame — ABC, at Virginia Tech — ABC, vs. Miami — ABC and at Georgia — CBS).

• Since the beginning of the 2016 season, Georgia Tech has played games in seven different National Football League stadiums (Mercedes-Benz Stadium - Atlanta, Ford Field - Detroit, TIAA Bank Field - Jacksonville, Hard Rock Stadium - Miami, Lincoln Financial Field - Philadelphia, Heinz Field - Pittsburgh and Raymond James Stadium - Tampa Bay), which is the most NFL stadiums that any college football team has played in during that span.

MOST NFL STADIUMS PLAYED IN
BY COLLEGE FOOTBALL TEAMS (SINCE 2016)

7 — GEORGIA TECH — Atlanta, Detroit, Jacksonville, Miami, Philadelphia, Pittsburgh, Tampa Bay

6 — Alabama — Atlanta, Dallas, Miami, New Orleans, San Francisco, Tampa Bay

6 — BYU — Arizona, New England, New Orleans, San Diego, Tampa Bay, Washington

6 — Clemson — Arizona, Carolina, Dallas, New Orleans, San Francisco, Tampa Bay

5 — Notre Dame — Dallas, Jacksonville, Los Angeles (Rams), Miami, New York

5 — Wisconsin — Dallas, Green Bay, Indianapolis, Miami, Tampa Bay

4 — Auburn — Atlanta, Dallas, New Orleans, Tennessee

4 — Florida — Atlanta, Dallas, Jacksonville, Tampa Bay

4 — Mississippi State — Jacksonville, New England, New Orleans, Tampa Bay

4 — Navy — Baltimore, Jacksonville, Philadelphia, Tampa Bay

• Georgia Tech will play one home game per year at the Atlanta Falcons' Mercedes-Benz Stadium from 2021-26, making Tech the only program in America guaranteed to play each season at perhaps the finest football facility in the world. Mercedes-Benz Stadium is located less than a mile from Georgia Tech's campus.

• Opponents for the Yellow Jackets' 2021 and 2023-26 games at MBS have yet to be determined. Georgia Tech will host Clemson in the Chick-fil-A Kickoff Game on Sept. 5, 2022.

• Georgia Tech ranks 19th in NCAA Division I FBS history with 741 all-time victories.

ALL-TIME WINS — NCAA DIVISION I FBS

	Wins	Team
1.	964	Michigan
2.	928	Ohio State
3.	924	Alabama
4.	921	Texas
5.	917	Notre Dame
6.	914	Oklahoma
7.	903	Nebraska
8.	899	Penn State
9.	850	USC
10.	848	Tennessee
11.	837	Georgia
12.	815	LSU
13.	781	Auburn
14.	766	Clemson
15.	760	West Virginia
16.	756	Virginia Tech
17.	755	Texas A&M
18.	746	Washington
19.	741	GEORGIA TECH
20.	740	Florida

• With an all-time record of 478-207-21 at Bobby Dodd Stadium at Historic Grant Field, which opened in 1913 and is the oldest on-campus stadium in NCAA Division I FBS, Georgia Tech ranks 37th nationally in all-time winning percentage at its current home stadium (.698).

MISCELLANEOUS

GEORGIA TECH COACHES ON GAMEDAY

ON THE FIELD

Head Coach:

Geoff Collins — First season (Western Carolina, 1994)

Asst. Head Coach/Run Game Coordinator/Offensive Line:

Brent Key — First season (Georgia Tech, 2001)

Defensive Coordinator/Linebackers:

Andrew Thacker — First season (Furman, 2007)

Running Backs:

Tashard Choice — First season (Georgia Tech, 2007)

Defensive Ends/Outside Linebackers:

Marco Coleman — First season (Flagler, 2015)

Wide Receivers:

Kerry Dixon — First season (Hampton, 2004)

Defensive Line:

Larry Knight — First season (Central Michigan, 2010)

Cornerbacks/Defensive Special Teams Coordinator:

Jeff Popovich — First season (Miami (Fla.), 2000)

IN THE BOOTH

Offensive Coordinator/Quarterbacks:

Dave Patenaude — First season (Central Connecticut State, 1990)

Co-Defensive Coordinator/Safeties:

Nathan Burton — First season (Georgia Tech, 2005)

Tight Ends/Tackles/Offensive Special Teams Coordinator:

Chris Wiesehan — First season (Wabash, 1994)

2020 HONORS AND AWARDS

National Coach of the Week (247Sports)

Head coach Geoff Collins (Sept. 12 at Florida State)

National Coordinator of the Week (Pick Six Previews)

Defensive coordinator Andrew Thacker

Davey O'Brien Award Great 8 (top 8 QBs of the week)

Jeff Sims (Sept. 12 at Florida State)

Manning Award Star of the Week (quarterback)

Jeff Sims (Sept. 12 at Florida State)

Ray Guy Award National Punter of the Week

Pressley Harvin III (Sept. 19 vs. UCF)

Pressley Harvin III (Oct. 24 at Boston College)

ACC Offensive Lineman of the Week

Zach Quinney (Nov. 28 vs. Duke)

ACC Defensive Lineman of the Week

Curtis Ryans (Sept. 12 at Florida State)

Jordan Domineck (Nov. 28 vs. Duke)

ACC Rookie of the Week

Jeff Sims (Sept. 12 at Florida State)

Jahmyr Gibbs (Sept. 19 vs. UCF)

Jeff Sims (Oct. 9 vs. Louisville)

Jeff Sims (Nov. 28 vs. Duke)

Ray Guy Award Ray's 4 (top four punters of the week)

Pressley Harvin III (Sept. 12 at Florida State)

Pressley Harvin III (Sept. 19 vs. UCF)

Pressley Harvin III (Sept. 26 at Syracuse)

Pressley Harvin III (Oct. 17 vs. Clemson)

Pressley Harvin III (Oct. 24 at Boston College)

Official Watch Lists

Maxwell Award (most outstanding player)

Jr. RB Jordan Mason

Doak Walker Award (running back)

Jr. RB Jordan Mason

Ray Guy Award (punter)

Sr. P Pressley Harvin III

Paul Horning Award (most versatile player)

Jr. DB/RS Juanyeh Thomas

Mayo Clinic Comeback Player of the Year Award

Sr. WR Jalen Camp

Lott Trophy (defensive player + character)

Jr. DB Tre Swilling

Wuerrfel Trophy (performance + community service)

Sr. OL Jack DeFoor

Preseason True Freshman All-America (247Sports)

Fr. OL Jordan Williams

Freshman All-America Watch List (FWAA)

Fr. RB Jahmyr Gibbs

ASSOCIATED PRESS TOP 25 POLL (WEEK 14)

Team (1st-place votes)	Points	Prev.	Record
1 Alabama (62)	1,550	1	8-0
2 Notre Dame	1,481	2	9-0
3 Ohio State	1,403	3	4-0
4 Clemson	1,392	4	8-1
5 Texas A&M	1,262	5	6-1
6 Florida	1,226	6	7-1
7 Cincinnati	1,204	7	8-0
8 BYU	1,113	8	9-0
9 Miami (Fla.)	991	10	7-1
10 Indiana	984	12	5-1
11 Georgia	919	13	6-2
12 Iowa State	873	15	7-2
13 Oklahoma	815	14	6-2
14 Coastal Carolina	694	16	9-0
15 Marshall	600	17	7-0
16 Northwestern	577	11	5-1
17 Southern Cal	540	19	3-0
18 Wisconsin	531	18	2-1
19 Oklahoma State	426	21	6-2
20 Louisiana	352	23	8-1
21 Oregon	326	9	3-1
22 Tulsa	244	24	5-1
23 Washington	218	NR	3-0
24 Iowa	119	NR	4-2
25 Liberty	67	NR	9-1

Others receiving votes: North Carolina 65, Buffalo 56, Texas 39, Auburn 25, Colorado 21, North Carolina State 11, Boise State 8, San Jose State 8, SMU 8, Oregon State 1, UCF 1

USA TODAY COACHES TOP 25 POLL (WEEK 14)

Team (1st-place votes)	Record	Points	Prev
1 Alabama (59)	8-0	1547	1
2 Notre Dame (1)	9-0	1479	2
3 Clemson	8-1	1391	4
4 Ohio State (1)	4-0	1382	3
5 Florida	7-1	1255	5
6 Texas A&M	6-1	1254	6
7 Cincinnati	8-0	1177	7
8 Brigham Young	9-0	1073	8
9 Miami	7-1	1026	9
10 Georgia	6-2	972	10
11 Indiana	5-1	934	12
12 Iowa State	7-2	855	15
13 Oklahoma	6-2	816	14
14 Coastal Carolina	9-0	625	17
15 Marshall	7-0	615	16
16 Southern California	3-0	581	18
17 Northwestern	5-1	535	13
18 Oklahoma State	6-2	469	22
19 Wisconsin	2-1	459	20
20 Oregon	3-1	343	11
21 UL Lafayette	8-1	293	24
22 Tulsa	5-1	228	25
23 Washington	3-0	186	NR
24 Iowa	4-2	125	NR
25 Liberty	9-1	87	NR

Others receiving votes: Auburn 75; North Carolina 68; Missouri 43; Texas 40; NC State 40; Appalachian State 33; Buffalo 29; Colorado 27; San Jose State 19; Memphis 17; Boise State 15; Nevada 14; Boston College 10; Army 6; Mississippi 3; West Virginia 2; Florida Atlantic 1; Central Florida 1.

Georgia Tech opponents in italics

ABOVE THE LINE

Since he was first asked about depth charts and two-deeps, Georgia Tech head coach Geoff Collins has insisted that he doesn't believe in them. He coaches his student-athletes to be **ABOVE THE LINE (ATL)**. Those who are ATL are ready to play and can see game action, while others work to get to that level. In place of a traditional depth chart that often omits some student-athletes who see game action and lists others who seldom enter the game,

The list below reflects those who are ATL for Game 9 vs. NC State.

OFFENSE (Spread Pro-Style)

OFFENSIVE LINE

No.	Name	Ht.	Wt.	Class
54	Jordan Williams	6-6	330	Fr.
55	Kenny Cooper	6-3	325	r-Sr.
57	Mikey Minihan	6-3	307	r-Jr.
61	Michael Maye	6-3	320	r-So.
65	Austin Smith	6-3	310	r-So.
70	Ryan Johnson	6-6	325	r-Sr.
72	Charlie Clark	6-4	305	r-Jr.
73	Zach Quinney	6-6	315	r-Jr.
78	Jack DeFoor	6-5	310	r-Sr.
79	William Lay III	6-2	305	r-Jr.

TIGHT END

No.	Name	Ht.	Wt.	Class
34	Jack Coco	6-2	240	r-Jr.
80	Dylan Leonard	6-5	245	So.
83	Dylan Deveney	6-6	258	So.
85	Billy Ward	6-6	255	Fr.

WIDE RECEIVER

No.	Name	Ht.	Wt.	Class
1	Jalen Camp	6-2	220	r-Sr.
11	Marquez Ezzard	6-2	210	r-So.
12	Adonias Sanders	6-1	195	r-Jr.
15	Malachi Carter	6-3	200	Jr.
18	PeJe' Harris	6-3	220	r-So.
26	Josh Blancato	5-10	190	r-Jr.
88	Nate McCollum	5-11	185	Fr.

QUARTERBACK

No.	Name	Ht.	Wt.	Class
10	Jeff Sims	6-3	215	Fr.
13	Jordan Yates	6-0	200	r-Fr.
16	Tucker Gleason	6-3	225	Fr.

RUNNING BACK

No.	Name	Ht.	Wt.	Class
5	Jerry Howard, Jr.	6-0	230	Sr.
21	Jahmyr Gibbs	5-11	200	Fr.
27	Jordan Mason	6-1	218	r-Jr.
28	Dontae Smith	5-11	195	r-So.
29	Bruce Jordan-Swilling	6-1	225	Sr.

DEFENSE (4-2-5 Effort Based)

DEFENSIVE END

No.	Name	Ht.	Wt.	Class
15	Chico Bennett, Jr.	6-4	250	So.
31	Kyle Kennard	6-5	235	Fr.
35	Jared Ivey	6-6	240	Fr.
42	Jordan Domineck	6-3	247	r-So.
89	Antwan Owens	6-4	275	Sr.
98	Curtis Ryans	6-5	265	r-So.

DEFENSIVE TACKLE

No.	Name	Ht.	Wt.	Class
0	Djimon Brooks	6-1	305	r-Sr.
91	Emmanuel Johnson	6-6	265	Fr.
92	Ja'Quon Griffin	6-0	276	r-So.
94	Mike Lockhart	6-4	302	r-Fr.
97	Akelo Stone	6-2	292	Fr.

LINEBACKER

No.	Name	Ht.	Wt.	Class
6	David Curry	6-2	230	r-Sr.
25	Charlie Thomas	6-2	210	Jr.
33	Tyson Meiguez	6-2	215	Fr.
44	Quez Jackson	6-1	225	Jr.

SAFETY

No.	Name	Ht.	Wt.	Class
1	Juanyeh Thomas	6-3	220	Jr.
2	Tariq Carpenter	6-4	226	Sr.
18	Derrik Allen	6-2	213	r-Fr.
22	Kaleb Oliver	6-4	220	r-Jr.

CORNERBACK

No.	Name	Ht.	Wt.	Class
3	Tre Swilling	6-0	205	r-Jr.
8	Tobias Oliver	6-2	197	r-Jr.
16	Myles Sims	6-3	185	r-So.
20	Miles Brooks	6-2	190	Fr.
21	Zamari Walton	6-3	187	r-So.

NICKEL

No.	Name	Ht.	Wt.	Class
23	Jordan Huff	6-2	194	r-Fr.
24	Kenan Johnson	6-1	185	r-Fr.
39	Wesley Walker	6-1	202	r-Fr.

SPECIALISTS

PLACE KICKER

No.	Name	Ht.	Wt.	Class
46	Gavin Stewart	5-11	170	Fr.
48	Austin Kent	6-1	215	r-Jr.
87	Jude Kelley	6-1	170	Fr.

PUNTER

No.	Name	Ht.	Wt.	Class
27	Pressley Harvin III	6-0	255	Sr.
48	Austin Kent	6-1	215	r-Jr.

LONG SNAPPER

No.	Name	Ht.	Wt.	Class
34	Jack Coco	6-2	240	r-Jr.
52	Cade Long	5-11	220	r-So.

KICKOFF RETURN

No.	Name	Ht.	Wt.	Class
21	Jahmyr Gibbs	5-11	200	Fr.
28	Dontae Smith	5-11	195	r-So.

PUNT RETURN

No.	Name	Ht.	Wt.	Class
26	Josh Blancato	5-10	190	r-Jr.
88	Nate McCollum	5-11	185	Fr.

GUNNER (KICKOFF & PUNT)

No.	Name	Ht.	Wt.	Class
4	Jaytlin Askew	5-11	185	Sr.
26	Josh Blancato	5-10	190	r-Jr.

PRONUNCIATIONS

Student-Athletes

0	DJIMON Brooks	JAH-mon
1	JUANYEH Thomas	wahn-YAY
2	AHMAREAN Brown	uh-MAR-ee-in
2	TARIQ Carpenter	tuh-REEK
4	JAYTLIN ASKEW	JATE-lynn ASK-you
8	TOBIAS Oliver	toe-BYE-us
18	PEJE' Harris	P.J.
21	JAHMYR Gibbs	juh-MEER
21	ZAMARI Walton	zuh-MAR-ee
22	JAMIOUS Griffin	jah-MY-us
24	KENAN Johnson	KEN-nin
26	Josh BLANCATO	blahn-COT-oh
28	DONTAE Smith	DON-tay
31	Kyle KENNARD	ken-NARD
32	Sylvain YONDJOUE	yun-JEW-in
33	Tyson MEIGUEZ	MEE-gezz
34	KHATAVIAN Franks	Kuh-TAV-ee-in
36	Joseph MACRINA	mah-CREEN-uh
37	KHAYA Wright	KYE-yuh
45	Tony AMERSON	AM-er-sun
49	Steven VERDISCO	ver-DISK-co
60	Paula VAIPULLU	vie-PULL-low
62	Cade KOOTSOURADIS	KOOT-soar-AH-diss
82	KALANI Norris	kuh-LAHN-ee
83	Dylan DEVENEY	duh-VAIN-ee
92	JA'QUON Griffin	juh-QUON
93	T.K. CHIMEDZA	chih-MED-zuh
97	AKELO Stone	uh-KEY-lo
99	D'QUON Douse	duh-QUON

Coaches

TASHARD Choice	tuh-SHARD
Dave PATENAUE	PAT-in-node
Chris WIESEHAN	WEEZ-uh-han

2020 ROSTERS

ALPHABETICAL		
NO.	NAME	POS.
18	Derrick Allen	DB
45	Tony Amerson	RB
4	Jaytin Askew	DB
86	Nathan Bell	DL
15	Chico Bennett, Jr.	DE
26	Josh Blacato	WR
89	Avery Boyd	WR
40	Michael Brimer	DB
30	Olin Broadway	LB
0	Djimon Brooks	DL
20	Miles Brooks	CB
2	Ahmarean Brown	WR
1	Jalen Camp	WR
50	Jamal Camp	DL
10	Josh Carlson	DB
2	Tariq Carpenter	DB
15	Malachi Carter	WR
96	Albany Casey	DL
72	Charlie Clark	OL
9	Antonneous Clayton	DL
34	Jack Coco	LS/TE
55	Kenny Cooper	OL
6	David Curry	LB
78	Jack DeFoor	OL
83	Dylan Deveney	TE
42	Jordan Domineck	DL
32	Devin Ellison	RB
11	Marquez Ezzard	WR
43	Will Ferguson	TE
53	Deion Fisher	LB
85	Hinson Fowler	DL
34	Khatavian Franks	LB
46	Henry Freer	LS
63	Scotty Fulgham	OL
47	Cliff Gandis	PK/P
21	Jahmyr Gibbs	RB
16	Tucker Gleason	QB
*7	Bryce Gowdy	WR
76	Wing Green	OL
22	Jamious Griffin	RB
81	Trevor Haire	PK/P
18	PeJe' Harris	WR
27	Pressley Harvin III	P
37	Colin Hemingway	RB
31	Keegan Hemingway	RB
5	Jerry Howard Jr.	LB
29	Jalen Huff	DB
23	Jordan Huff	DB
35	Jared Ivey	DL
44	Quez Jackson	LB
91	Emmanuel Johnson	DL
24	Kenan Johnson	DB
70	Ryan Johnson	OL
29	Bruce Jordan-Swilling	RB
93	T.K. Chimedza	DL
87	Jude Kelley	PK
31	Kyle Kennard	DL
48	Austin Kent	PK/P
14	Jaylon King	DB
84	Ryan King	WR
17	Demetrius Knight	LB
62	Cade Kootsoudadis	OL
14	Ryan Lantz	QB
17	Tanner Lawson	QB
79	William Lay III	OL
80	Dylan Leonard	TE
94	Mike Lockhart	DL
52	Cade Long	LS
36	Joseph Macrina	TE
27	Jordan Mason	RB
49	Spence Massey	RB

NUMERICAL							
NO.	NAME	POS.	HT.	WT.	CLASS	HOMETOWN/HIGH SCHOOL (PREVIOUS COLLEGE)	
0	Djimon Brooks	DL	6-1	305	r-Sr.	Sandersville, Ga./Washington County	
1	Jalen Camp	WR	6-2	220	r-Sr.	Cumming, Ga./South Forsyth	
1	Juanyeh Thomas	DB	6-3	220	Jr.	Niceville, Fla./Niceville	
2	Ahmarean Brown	WR	5-10	170	So.	Tampa, Fla./Jefferson	
2	Tariq Carpenter	DB	6-4	226	Sr.	Ludowici, Ga./Long County	
3	Tre Swilling	DB	6-0	205	r-Jr.	New Orleans, La./Brother Martin	
4	Jaytin Askew	DB	5-11	185	Sr.	Douglasville, Ga./McEachern	
5	Jerry Howard Jr.	LB	6-0	230	Sr.	Rock Hill, S.C./Northwestern	
6	David Curry	LB	6-2	230	r-Sr.	Buford, Ga./Buford	
*7	Bryce Gowdy	WR	6-3	210	Fr.	Deerfield Beach, Fla./Deerfield Beach	
8	Tobias Oliver	DB	6-2	197	r-Jr.	Warner Robins, Ga./Northside	
9	Antonneous Clayton	DL	6-3	270	r-Sr.	Vienna, Ga./Dooly County (Florida)	
10	Josh Carlson	DB	5-10	180	Sr.	Johns Creek, Ga./Home School	
10	Jeff Sims	QB	6-3	215	Fr.	Jacksonville, Fla./Sandalwood	
11	Marquez Ezzard	WR	6-2	210	r-So.	Atlanta, Ga./Stockbridge (Miami (Fla.))	
12	Adonias Sanders	WR	6-1	195	r-Jr.	North Charleston, S.C./Fort Dorchester	
12	Devin Smith	DB	5-10	180	r-Jr.	Acworth, Ga./Harrison	
13	Jordan Yates	QB	6-0	200	r-Fr.	Alpharetta, Ga./Milton	
14	Jaylon King	DB	6-1	195	r-So.	La Vergne, Tenn./Ensworth	
14	Ryan Lantz	QB	6-1	190	r-So.	North Palm Beach, Fla./Suncoast Community	
15	Chico Bennett, Jr.	DE	6-4	250	So.	Ashburn, Va./Battle Ground Academy (Tenn.)	
15	Malachi Carter	WR	6-3	200	Jr.	Lawrenceville, Ga./Mountain View	
16	Tucker Gleason	QB	6-3	225	Fr.	Tampa, Fla./Plant	
16	Myles Sims	DB	6-3	188	r-So.	Atlanta, Ga./Westlake (Michigan)	
17	Demetrius Knight	LB	6-2	232	So.	Locust Grove, Ga./Strong Rock Christian	
17	Tanner Lawson	QB	6-5	210	Fr.	Baton Rouge, La./University Lab	
18	Derrick Allen	DB	6-2	213	r-So.	Marietta, Ga./Lassiter (Notre Dame)	
18	PeJe' Harris	WR	6-3	220	r-So.	Newnan, Ga./Newnan	
20	Miles Brooks	CB	6-2	190	Fr.	Jacksonville, Fla./Trinity Christian Academy	
21	Jahmyr Gibbs	RB	5-11	200	Fr.	Dalton, Ga./Dalton	
21	Zamari Walton	DB	6-3	187	r-So.	Melbourne, Fla./Melbourne Central Catholic	
22	Jamious Griffin	RB	5-10	218	So.	Rome, Ga./Rome	
22	Kaleb Oliver	DB	6-4	220	r-Jr.	La Vergne, Tenn./Oakland	
23	Jordan Huff	DB	6-2	194	r-Fr.	Madison, Ga./Morgan County	
24	Kenan Johnson	DB	6-1	185	r-Fr.	Minneola, Fla./Lake Minneola	
25	Charlie Thomas	DB	6-2	210	Jr.	Thomasville, Ga./Thomasville	
26	Josh Blacato	WR	5-10	190	r-Jr.	Marietta, Ga./Kell	
27	Pressley Harvin III	P	6-0	255	Sr.	Alcolu, S.C./Sumter	
27	Jordan Mason	RB	6-1	218	r-Jr.	Gallatin, Tenn./Gallatin	
28	Dontae Smith	RB	5-11	195	r-So.	Spring Hill, Tenn./Spring Hill	
29	Jalen Huff	DB	5-11	188	Fr.	Athens, Ga./Buford	
29	Bruce Jordan-Swilling	RB	6-1	225	Sr.	New Orleans, La./Brother Martin	
30	Olin Broadway	LB	6-3	238	r-Jr.	Atlanta, Ga./St. Pius X	
31	Keegan Hemingway	RB	5-6	180	r-Jr.	Boyds, Md./Poolesville	
31	Kyle Kennard	DL	6-5	235	Fr.	Atlanta, Ga./Riverwood	
32	Devin Ellison	RB	5-9	200	r-Fr.	Jacksonville, Fla./Bartram Trail	
32	Sylvain Yondjouen	DL	6-4	265	So.	Ruisbroek, Belgium/Don Bosco	
33	Tyson Meiguez	LB	6-2	215	Fr.	Fairburn, Ga./Creekside	
34	Jack Coco	LS/TE	6-2	240	r-Jr.	Johns Creek, Ga./Johns Creek	
34	Khatavian Franks	LB	6-2	215	Fr.	Fairburn, Ga./Creekside	
35	Jared Ivey	DL	6-6	240	Fr.	Suwanee, Ga./North Gwinnett	
36	Joseph Macrina	TE	6-0	245	r-Sr.	Suwanee, Ga./Northview	
36	Nate Moon	DB	5-10	170	Fr.	Pooler, Ga./Savannah Christian Prep	
37	Colin Hemingway	RB	5-6	185	Fr.	Boyds, Md./Poolesville	
37	Khaya Wright	LB	6-3	225	Fr.	Miami, Fla./South Miami	
39	Wesley Walker	DB	6-1	202	r-Fr.	Nashville, Tenn./Ensworth	
40	Michael Brimer	DB	5-11	181	r-Jr.	Acworth, Ga./Harrison (NJIT)	
42	Jordan Domineck	DL	6-3	247	r-So.	Lakeland, Fla./George Jenkins	
43	Will Ferguson	TE	6-1	220	Fr.	Niceville, Fla./Rocky Bayou Christian	
43	Cole Neuber	LB	6-1	220	r-So.	Alpharetta, Ga./Johns Creek	
44	Quez Jackson	LB	6-1	225	Jr.	Fort Valley, Ga./Peach County	
45	Tony Amerson	RB	5-11	225	r-Fr.	Montgomery, Ala./St. James	
45	Taylor McCawley	LB	6-0	230	r-Fr.	Birmingham, Ga./East Coweta	
46	Henry Freer	LS	6-0	200	Fr.	College Park, Ga./Woodward Academy	
46	Gavin Stewart	PK/WR	5-11	170	Fr.	Savannah, Ga./Benedictine	
47	Cliff Gandis	PK/P	6-1	200	r-So.	Greer, S.C./Christ Church Episcopal School	
47	Nathan Tyler	TE	6-2	245	r-Fr.	Gibson, Ga./Glascok County	
48	Austin Kent	PK/P	6-1	215	r-Jr.	Charlotte, N.C./Providence (UCLA)	
49	Spence Massey	RB	6-1	230	r-Fr.	Tifton, Ga./Tiftarea Academy	
49	Steven Verdisco	PK/P	6-1	185	Fr.	Tampa, Fla./Robinson	
50	Jamal Camp	DL	6-2	305	r-Fr.	Cumming, Ga./South Forsyth	

2020 ROSTERS

NO.	NAME	POS.	HT.	WT.	CLASS	HOMETOWN/HIGH SCHOOL (PREVIOUS COLLEGE)
51	John Ross	LB	5-11	240	Fr.	Dalton, Ga./Dalton
52	Cade Long	LS	5-11	220	r-So.	Hixson, Tenn./Baylor School
53	Deion Fisher	LB	6-2	220	Fr.	McDonough, Ga./Eagles Landing Christian Academy
54	Jordan Williams	OL	6-6	330	Fr.	Gainesville, Ga./Gainesville
55	Kenny Cooper	OL	6-3	325	r-Sr.	Calhoun, Ga./Sonoraville
57	Mikey Miniham	OL	6-3	307	r-Jr.	Honolulu, Hawaii/Saint Louis
58	Will Scissum	OL	6-2	290	r-Fr.	Marietta, Ga./The Walker School
60	Paula Vaipulu	OL	6-3	305	Fr.	Channelview, Texas/Channelview
61	Michael Maye	OL	6-3	320	r-Jr.	Hoover, Ala./Hoover
62	Cade Kootsouradis	OL	6-4	295	Fr.	Crestview, Fla./Crestview
63	Scotty Fulgham	OL	6-3	303	r-Fr.	Tuscaloosa, Ala./Tuscaloosa Academy
64	Will Milam	OL	6-4	315	Fr.	Powder Springs, Ga./Hiram
65	Austin Smith	OL	6-3	310	r-So.	McDonough, Ga./Ola
66	Anthony Minella	OL	6-2	275	Fr.	Alpharetta, Ga./Milton
68	Jason Moore	OL	6-2	290	Fr.	Hampton, Ga./Dutchtown
69	Matthew Morgan	OL	6-4	305	r-So.	Woodstock, Ga./Etowah
70	Ryan Johnson	OL	6-6	325	r-Sr.	Brentwood, Tenn./Brentwood Academy (Tennessee)
71	Ryan Spiers	OL	6-3	298	Fr.	Biloxi, Miss./Biloxi
72	Charlie Clark	OL	6-4	305	r-Jr.	Atlanta, Ga./Marist
73	Zach Quinney	OL	6-6	315	r-Jr.	Savannah, Ga./Savannah Christian Prep
74	Michael Rankins	OL	6-5	295	Fr.	Ruskin, Fla./Lennard
76	Wing Green	OL	6-7	305	Fr.	Leesburg, Ga./Lee County
76	Kevin Wolf	OL	6-6	300	r-So.	Charlotte, N.C./Providence Day School
78	Jack DeFoor	OL	6-5	310	r-Sr.	Calhoun, Ga./Calhoun (Ole Miss)
79	William Lay III	OL	6-2	305	r-Jr.	Bowersville, Ga./Hart County
80	Dylan Leonard	TE	6-5	245	So.	Milton, Ga./Milton
81	Trevor Haire	PK/P	5-9	160	Fr.	Lutz, Fla./Steinbrenner
81	Zach Owens	WR	6-3	225	r-Fr.	Marietta, Ga./Pope
82	Reece Mullins	DL	6-3	235	r-Fr.	Marietta, Ga./Pope (Auburn)
82	Kalani Norris	WR	6-0	170	So.	Miami, Fla./Christopher Columbus
83	Dylan Deveney	TE	6-6	258	So.	Medford, N.J./The Hun School
84	Ryan King	WR	6-3	218	Fr.	Loganville, Ga./Grayson
84	Chris Miller	TE	6-4	250	r-Fr.	Atlanta, Ga./St. Pius X
85	Hinson Fowler	DL	6-1	287	r-So.	Augusta, Ga./Augusta Prep
85	Billy Ward	TE	6-4	255	Fr.	Locust Grove, Ga./Locust Grove
86	Nathan Bell	DL	6-3	235	Fr.	Moultrie, Ga./Colquitt County
86	Luke Moseley	WR	6-2	175	r-Fr.	Calhoun, Ga./Calhoun
87	Jude Kelley	PK	6-1	170	Fr.	Acworth, Ga./Allatoona
87	Ben Wilhelm	TE	6-5	260	r-Fr.	Thomasville, Ga./Thomas County Central
88	Nate McCollum	WR	5-11	185	Fr.	McDonough, Ga./Dutchtown
88	Josh Tukes	DL	6-6	248	r-Jr.	Covington, Ga./Newton
89	Avery Boyd	WR	6-1	212	Fr.	Tallahassee, Fla./Godby
89	Antwan Owens	DL	6-4	275	Sr.	Tallahassee, Fla./Godby
91	Emmanuel Johnson	DL	6-6	265	Fr.	North Charleston, S.C./Fort Dorchester
92	Ja'Quon Griffin	DL	6-0	276	r-So.	Rome, Ga./Rome
93	T.K. Chimedza	DL	6-3	312	r-So.	Dacula, Ga./IMG Academy
94	Mike Lockhart	DL	6-4	302	r-Fr.	Birmingham, Ala./Huffman
96	Albany Casey	DL	6-4	240	Fr.	Bay Minnett, Ala./Baldwin County
97	Akelo Stone	DL	6-2	292	Fr.	Savannah, Ga./Jenkins
98	Curtis Ryans	DL	6-5	265	r-So.	Kennesaw, Ga./North Cobb
99	D'Quon Douse	DL	6-2	305	r-Fr.	Savannah, Ga./Calvary Day School

* in memoriam; died Dec. 31, 2019

NO.	NAME	POS.
61	Michael Maye	OL
45	Taylor McCawley	LB
88	Nate McCollum	WR
33	Tyson Meiguez	LB
64	Will Milam	OL
84	Chris Miller	TE
66	Anthony Minella	OL
57	Mikey Miniham	OL
36	Nate Moon	DB
68	Jason Moore	OL
69	Matthew Morgan	OL
86	Luke Moseley	WR
82	Reece Mullins	DL
43	Cole Neuber	LB
82	Kalani Norris	WR
22	Kaleb Oliver	DB
8	Tobias Oliver	DB
89	Antwan Owens	DL
81	Zach Owens	WR
73	Zach Quinney	OL
99	D'Quon Douse	DL
92	Ja'Quon Griffin	DL
74	Michael Rankins	OL
51	John Ross	LB
98	Curtis Ryans	DL
12	Adonisas Sanders	WR
58	Will Scissum	OL
10	Jeff Sims	QB
16	Myles Sims	DB
65	Austin Smith	OL
12	Devin Smith	DB
28	Dontae Smith	RB
71	Ryan Spiers	OL
46	Gavin Stewart	PK/WR
97	Akelo Stone	DL
3	Tre Swilling	DB
25	Charlie Thomas	DB
1	Juanyeh Thomas	DB
88	Josh Tukes	DL
47	Nathan Tyler	TE
60	Paula Vaipulu	OL
49	Steven Verdisco	PK/P
39	Wesley Walker	DB
21	Zamari Walton	DB
85	Billy Ward	TE
87	Ben Wilhelm	TE
54	Jordan Williams	OL
76	Kevin Wolf	OL
37	Khaya Wright	LB
13	Jordan Yates	QB
32	Sylvain Yondjouen	DL

COACHING AND SUPPORT STAFF

Head Coach: Geoff Collins (Western Carolina, 1994) — 2nd season at Georgia Tech**Assistant Head Coach/Run Game Coord./OL:** Brent Key (Georgia Tech, 2001)**Offensive Coord./QBs:** Dave Patenaude (Central Connecticut St., 1990)**Defensive Coordinator/Linebackers:** Andrew Thacker (Furman, 2007)**Co-Defensive Coordinator/Safeties:** Nathan Burton (Georgia Tech, 2005)**Running Backs/Off. Recruiting Coord.:** Tashard Choice (Georgia Tech, 2007)**Defensive Ends/Outside Linebackers:** Marco Coleman (Flagler, 2015)**Wide Receivers:** Kerry Dixon (Hampton, 2004)**Defensive Line/Def. Recruiting Coord.:** Larry Knight (Central Michigan, 2010)**Cornerbacks/Def. Special Teams Coord.:** Jeff Popovich (Miami (Fla.), 2000)**Tight Ends/Offensive Special Teams Coord.:** Chris Wiesehan (Wabash, 1994)**General Manager:** Patrick Suddes (Alabama, 2005)**Head FB Strength and Conditioning Coach:** Lewis Caralla (Defiance, 2008)**Director of Applied Sports Science:** Ryan Horton (Otterbein, 2007)**Player Development Coach:** Zach Reed (Tennessee Tech, 2001)**Player Development Coach:** Kyle Seger (Ball State, 2016)**Player Development Coach:** Edward Thompson (Louisiana Lafayette, 2018)**Director of Football Operations:** Scott Wallace (California (Pa.), 2011)**Assistant Director of Football Operations:** Kevin Cone (Georgia Tech, 2010)**Football Research and Analytics Coordinator:** Pat Boyle (Temple, 2012)**Quality Control Specialist/Offense:** Will Glover (Clayton State, 2009)**Quality Control Specialist/Defense:** Jason Semore (Adams State, 2005)**Analyst (Defense):** Anthony Parker (Tennessee, 2008)**Analyst (Special Teams):** Tim Conner (Maryville, 2011)**Graduate Assistant Coach:** Joe Battaglia (Coastal Carolina, 2014)**Graduate Assistant Coach:** Cristian Garcia (Florida, 2017)**Graduate Assistant Coach:** Errin Joe (Georgia Tech, 2014)**Graduate Assistant Coach:** Brenten Wimberly (Kennesaw State, 2018)**Director of On-Campus Recruiting:** Carina Hargreaves (Florida, 2014)**Assoc. Director of Player Personnel:** Mike Gregory (UCF, 2009)**Assoc. Director of Player Personnel:** Thomas Guerry (Mississippi State, 2008)**Brand Manager:** Santino Stancato (Bloomsburg, 2016)**Head Football Athletic Trainer:** Mark Smith (SUNY Brockport, 2010)**Assistant Football Athletic Trainer:** Eric Avila (Slippery Rock, 2010)**Administrative Coordinator:** Teri Anton (Florida State, 1991)

RECORD BREAKDOWN

Current Streak.....	Won 1
Current Home Streak.....	Won 1
Current Road Streak.....	Lost 2
Current Neutral Streak.....	Lost 2
Last Win.....	56-33 vs. Duke (11/28/20)
Last Home Win.....	56-33 vs. Duke (11/28/20)
Last Home Loss.....	31-13 vs. No. 4 Notre Dame (10/31/20)
Last Win Away From Home.....	16-13 at Florida State (9/12/20)
Last True Road Win.....	16-13 at Florida State (9/12/20)
Last Loss Away from Home.....	48-27 at Boston College (10/24/20)
Last True Road Loss.....	48-27 at Boston College (10/24/20)

	2020	Under Collins
Overall.....	3-5	6-14
Playing at home.....	2-3	4-8
Playing on the road.....	1-2	2-6
Playing at a neutral site.....	0-0	0-0
In bowl games.....	0-0	0-0
In overtime.....	0-0	0-0
More than 7 days to prepare.....	3-0	4-3
In August.....	N/A	0-1
In September.....	1-2	2-4
In October.....	1-3	2-5
In November.....	1-0	2-4
In December.....	0-0	0-0
In January.....	0-0	0-0

Outrushing opponent.....	2-1	5-1
When rushing for 300 yards.....	1-0	1-0
When rushing for 400 yards.....	0-0	0-0
When rushing for 500 yards.....	0-0	0-0
When rushing for 600 yards.....	0-0	0-0
Outrushed by opponent.....	1-4	1-13
When allowing 300 yards rushing.....	0-0	0-2
Rushing yards the same.....	0-0	0-0
Outpassing opponent.....	2-1	2-5
When passing for 300 yards.....	0-0	0-0
Outpassed by opponent.....	1-4	4-9
When allowing 300 yards passing.....	1-2	1-3
When allowing 400 yards passing.....	0-2	0-2

More total offense than opponent.....	2-1	2-2
When having 400+ total offense.....	3-1	3-1
When having 500+ total offense.....	1-0	1-0
When having 600+ total offense.....	0-0	0-0
Less total offense than opponent.....	1-4	4-12
When allowing 400+ total offense.....	1-4	2-9
When allowing 500+ total offense.....	0-2	0-5

Committing fewer turnovers.....	3-0	4-3
Committing more turnovers.....	0-4	1-8
Turnovers are even.....	0-1	1-3

< 30:00 of time of possession.....	2-4	3-13
> 30:00 of time of possession.....	1-1	3-1

Scoring first.....	2-1	5-3
Opponent scores first.....	1-4	1-11

Leading after the 1st quarter.....	1-0	2-0
Trailing after the 1st quarter.....	1-4	2-12
Tied after the 1st quarter.....	1-1	2-2
Leading at halftime.....	1-0	3-0
Trailing at halftime.....	2-5	2-14
Tied at halftime.....	0-0	2-0
Leading after the 3rd quarter.....	2-0	3-0
Trailing after the 3rd quarter.....	1-5	1-14
Tied after the 3rd quarter.....	0-0	1-1

Scoring 0-10 points.....	0-1	0-5
Scoring 11-20 points.....	1-2	2-3
Scoring 21-30 points.....	0-2	2-6
Scoring 31-40 points.....	1-0	1-0
Scoring 41-plus points.....	1-0	1-0

Opponent scores 0-10 points.....	0-0	1-0
Opponent scores 11-20 points.....	1-0	1-1
Opponent scores 21-30 points.....	1-0	3-2
Opponent scores 31-40 points.....	0-2	0-4
Opponent scores 41-plus points.....	1-3	1-7

GAMES PLAYED AND STARTS

CAREER GAMES

NAME	'16	'17	'18	'19	'20	TOT.	CONS.
J. Camp	11	11	12	4	8	46	8
D. Curry	13	-	13	12	8	46	33
P. Harvin III	-	11	12	12	7	42	-
J. Howard	-	9	13	12	8	42	39
T. Carpenter	-	6	13	11	8	38	36
K. Cooper	5	11	11	4	7	38	7
B. Jordan-Swilling	-	11	11	7	6	35	6
A. Owens	-	8	13	8	4	33	4
M. Carter	-	-	13	12	8	33	33
Q. Jackson	-	-	13	12	8	33	20
Z. Quinney	-	-	13	12	8	33	33
J. Thomas	-	-	13	12	8	33	33
K. Oliver	-	-	13	11	8	32	11
T. Oliver	-	-	12	12	8	32	30
J. Askew	-	10	11	11	8	31	8
C. Thomas	-	-	10	12	8	30	20
J. DeFoor	-	-	9	12	8	29	23
J. Mason	-	-	13	12	4	29	3
T. Swilling	-	-	12	12	5	29	5
J. Coco	-	-	11	9	8	28	10
A. Showell	-	-	6	11	8	25	15
Z. Walton	-	-	4	12	8	24	20
J. King	-	-	3	12	8	23	20
A. Sanders	-	-	2	12	8	22	20
D. Brooks	-	1	-	12	8	21	20
JaQ. Griffin	-	-	2	11	8	21	18
C. Long	-	-	-	12	8	20	20
J. Blancato	-	-	1	10	8	19	18
A. Brown	-	-	-	12	7	19	-
D. Knight	-	-	-	12	7	19	2
J. Domineck	-	-	3	7	8	18	14
M. Minihan	-	-	2	8	8	18	13
Don. Smith	-	-	2	8	8	18	9
T.K. Chimedza	-	-	4	12	-	16	-
D. Deveney	-	-	-	12	5	17	2
P. Harris	-	-	-	10	7	17	4
D. Leonard	-	-	-	12	5	17	5
M. Sims	-	-	-	10	7	17	3
J. Griffin	-	-	-	9	6	15	-
C. Bennett	-	-	-	7	8	15	8
S. Yondjouen	-	-	-	11	3	14	14
C. Ryans	-	-	-	7	7	14	6
W. Lay III	-	-	-	10	2	12	-
M. Maye	-	-	-	10	2	12	-
K. Johnson	-	-	-	4	7	11	1
M. Lockhart	-	-	-	4	7	11	4
W. Walker	-	-	-	3	8	11	9
T. McCawley	-	-	-	3	6	9	1
C. Clark	-	-	-	6	1	8	1
K. Norris	-	-	-	7	1	8	1
M. Ezzard	-	-	-	-	8	8	8
R. Johnson	-	-	-	-	8	8	8
A. Kent	-	-	-	-	8	8	8
J. Sims	-	-	-	-	8	8	8
J. Williams	-	-	-	-	8	8	8
D. Allen	-	-	-	-	7	7	2
D. Douse	-	-	-	-	7	7	1
J. Gibbs	-	-	-	-	7	7	7
J. Ivey	-	-	-	-	7	7	7
B. Ward	-	-	-	-	7	7	-
Ja. Huff	-	-	-	4	2	6	1
C. Miller	-	-	-	-	6	6	4
G. Stewart	-	-	-	-	6	6	1
J. Kelley	-	-	-	-	5	5	-
A. Smith	-	-	-	5	-	5	-
Dev. Smith	-	-	-	5	-	5	-
J. Yates	-	-	-	3	2	5	-
A. Clayton	-	-	-	-	5	5	1
E. Johnson	-	-	-	-	5	5	2
T. Meiguez	-	-	-	-	5	5	3
K. Kennard	-	-	-	-	4	4	3
N. McCollum	-	-	-	-	4	4	4
J. Macrina	-	-	4	-	-	4	-
S. Massey	-	-	-	1	3	4	-
K. Wright	-	-	-	-	4	4	1
T. Amerson	-	-	-	-	3	3	-
M. Brooks	-	-	-	-	3	3	3
A. Stone	-	-	-	-	3	3	2
A. Boyd	-	-	-	-	2	2	2
T. Gleason	-	-	-	-	2	2	1
Jo. Huff	-	-	-	-	2	2	-
R. King	-	-	-	-	2	2	-
D. Ellison	-	-	-	1	-	1	-
H. Fowler	-	-	-	1	-	1	-
K. Hemingway	-	-	-	-	1	1	-
J. Tukes	-	-	-	-	1	1	-
N. Tyler	-	-	-	-	1	1	-
Z. Owens	-	-	-	-	1	1	1

CAREER STARTS

NAME	'16	'17	'18	'19	'20	TOT.	CONS.
D. Curry	1	-	12	12	8	33	30
Z. Quinney	-	-	12	12	8	32	30
T. Carpenter	-	-	13	10	7	30	2
T. Swilling	-	-	11	12	5	28	5
K. Cooper	1	11	7	4	-	23	-
J. Camp	-	-	11	4	7	22	5
J. Mason	-	-	5	12	1	19	-
M. Carter	-	-	-	11	8	19	10
J. DeFoor	-	-	-	11	8	19	18
J. Thomas	-	-	-	11	8	19	13
Z. Walton	-	-	-	11	8	19	17
A. Brown	-	-	-	11	7	18	7
M. Minihan	-	-	-	6	8	14	12
C. Thomas	-	-	6	5	2	13	1
Q. Jackson	-	-	-	5	8	13	13
D. Brooks	-	-	-	4	8	12	8
K. Oliver	-	-	-	6	4	10	1
T.K. Chimedza	-	-	-	9	-	9	-
J. Howard	-	-	7	1	-	8	-
W. Lay III	-	-	-	8	-	8	-
A. Sanders	-	-	-	7	1	8	-
R. Johnson	-	-	-	-	8	8	8
J. Sims	-	-	-	-	8	8	8
J. Williams	-	-	-	-	8	8	8
J. Domineck	-	-	-	3	4	7	-
A. Owens	-	-	-	7	-	7	-
D. Deveney	-	-	-	2	4	6	3
J. Gibbs	-	-	-	-	6	6	6
J. Askew	-	-	5	-	-	5	-
C. Ryans	-	-	-	2	3	5	-
S. Yondjouen	-	-	-	2	2	4	-
A. Clayton	-	-	-	-	4	4	1
JaQ. Griffin	-	-	-	-	3	3	1
B. Jordan-Swilling	-	1	-	2	-	3	-
T. Oliver	-	-	1	2	-	3	-
W. Walker	-	-	-	-	3	3	-
M. Lockhart	-	-	-	-	3	3	-
C. Bennett	-	-	-	-	2	2	2
D. Douse	-	-	-	-	2	2	-
D. Leonard	-	-	-	-	2	2	-
A. Showell	-	-	-	1	1	2	-
M. Sims	-	-	-	-	2	2	-
J. Coco	-	-	-	-	1	1	-
J. Griffin	-	-	-	-	1	1	-
P. Harris	-	-	-	1	-	1	-
K. Johnson	-	-	-	-	1	1	-
B. Ward	-	-	-	-	1	1	-
K. Hemingway	-	-	-	-	1	1	-
C. Clark	-	-	-	-	1	1	1

CAREER HIGHS

DERRIK ALLEN

Tackles: 4, twice - last vs. Duke (Nov. 28, 2020)
Solo Tackles: 1, 4x - last vs. Duke (Nov. 28, 2020)

JAYTLIN ASKEW

Tackles: 6 at USF (Sept. 8, 2018)
Solo Tackles: 4 at USF (Sept. 8, 2018)
Tackles for Loss: 1.0, twice - last vs. No. 1 Clemson (Oct. 17, 2020)
Pass Breakups: 1, twice - last at Pittsburgh (Sept. 15, 2018)
Fumbles Recovered: 1 vs. NC State (Nov. 21, 2019)
Kick Returns: 1 vs. Minnesota (Dec. 26, 2018)
Kick Return Yards: 27 vs. Minnesota (Dec. 26, 2018)

CHICO BENNETT, JR.

Tackles: 5 at Temple (Sept. 28, 2019)
Solo Tackles: 4 at No. 1 Clemson (Aug. 29, 2019)
Sacks: 0.5 vs. USF (Sept. 7, 2019)
Tackles for Loss: 1.0 vs. No. 14 UCF (Sept. 19, 2020)

JOSH BLANCATO

Rushing Attempts: 1 vs. Alcorn State, Sept. 1, 2018
Receptions: 1 at No. 1 Clemson (Aug. 29, 2019)
Receiving Yards: 34 at No. 1 Clemson (Aug. 29, 2019)
Longest Reception: 34 at No. 1 Clemson (Aug. 29, 2019)

DJIMON BROOKS

Tackles: 6 at Virginia (Nov. 9, 2019)
Solo Tackles: 2 at Duke (Oct. 12, 2019)
Tackles for Loss: 2.0 vs. No. 4 Notre Dame (Oct. 31, 2020)
Sacks: 1.0 vs. No. 4 Notre Dame (Oct. 31, 2020)
Fumbles Recovered: 1 at Florida State (Sept. 12, 2020)
Pass Breakups: 1 at Florida State (Sept. 12, 2020)

AHMAREAN BROWN

Receptions: 4, twice - last at Boston College (Oct. 24, 2020)
Receiving Yards: 75 at Boston College (Oct. 24, 2020)
Longest Reception: 59 at Virginia (Nov. 9, 2019)
Receiving TDs: 2 vs. NC State (Nov. 21, 2019)
Rushing Attempts: 1, 3x - last at Boston College (Oct. 24, 2020)
Rushing Yards: 3 vs. USF (Sept. 7, 2019)
Rushing TDs: 1 at Boston College (Oct. 24, 2020)
Lonest Rush: 2, twice - last at Boston College (Oct. 24, 2020)
Punt Returns: 5 vs. USF (Sept. 7, 2019)
Punt Return Yards: 23 vs. USF (Sept. 7, 2019)
Kick Returns: 2 at No. 1 Clemson (Aug. 29, 2019)
Kick Return Yards: 33 vs. NC State (Nov. 21, 2019)
Pass Attempts: 1 at Louisville (Oct. 9, 2020)
Pass Completions: 1 at Louisville (Oct. 9, 2020)
Passing TDs: 1 at Louisville (Oct. 9, 2020)
Longest Pass: 9 at Louisville (Oct. 9, 2020)

JALEN CAMP

Rush Attempts: 1 vs. Virginia (Nov. 17, 2018)
Rush Yards: 3 vs. Virginia (Nov. 17, 2018)
Longest Rush: 3 vs. Virginia (Nov. 17, 2018)
Receptions: 5 at Florida State (Sept. 12, 2020)
Receiving Yards: 71 vs. The Citadel (Sept. 14, 2019)
Longest Reception: 59 vs. No. 1 Clemson (Oct. 17, 2020)
Receiving TDs: 1, 3x - last vs. No. 1 Clemson (Oct. 17, 2020)

TARIQ CARPENTER

Tackles: 10 vs. Virginia (Nov. 17, 2018)
Tackles for Loss: 2.0 vs. USF (Sept. 7, 2019)
Interceptions: 1, 4x - last vs. Duke (Nov. 28, 2020)
Longest Interception Return: 43 vs. Duke (Nov. 28, 2020)
Pass Breakups: 2, twice - last vs. Duke (Nov. 28, 2020)
Fumbles Forced: 1, twice - last vs. The Citadel (Sept. 14, 2019)

MALACHI CARTER

Receptions: 6 at Florida State (Sept. 12, 2020)
Receiving Yards: 89 at Louisville (Oct. 9, 2020)
Receiving TDs: 1, 5x - last at Louisville (Oct. 9, 2020)
Longest Reception: 54 vs. NC State (Nov. 21, 2019)

T.K. CHIMEDZA

Tackles: 6, twice - last vs. NC State (Nov. 21, 2019)
Solo Tackles: 5 vs. NC State (Nov. 21, 2019)
Tackles for Loss: 1.0 at Temple (Sept. 28, 2019)
Sacks: 1.0 at Temple (Sept. 28, 2019)
Fumbles Recovered: 1 vs. USF (Sept. 7, 2019)

ANTONNEOUS CLAYTON

Tackles: 5 at Louisville (Oct. 9, 2020)
Solo Tackles: 2, twice - last at Louisville (Oct. 9, 2020)
Tackles for Loss: 2.5 at Louisville (Oct. 9, 2020)

JACK COCO

Receptions: 1, 3x - last vs. No. 4 Notre Dame (Oct. 31, 2020)
Receiving Yards: 8 vs. No. 14 UCF (Sept. 19, 2020)
Longest Reception: 8 vs. No. 14 UCF (Sept. 19, 2020)

DAVID CURRY

Tackles: 16 vs. North Carolina (Oct. 5, 2019)
Solo Tackles: 8 vs. North Carolina (Oct. 5, 2019)
Sacks: 1.0, 3x - last at Florida State (Sept. 12, 2020)
Tackles for Loss: 2.0, twice - last at Florida State (Sept. 12, 2020)
Pass Breakups: 2 vs. Duke (Nov. 28, 2020)
Interceptions: 1, twice - last vs. The Citadel (Sept. 14, 2019)
Fumbles Forced: 1, 3x - last vs. Duke (Nov. 28, 2020)
Fumbles Recovered: 1, 3x - last at Florida State (Sept. 12, 2020)
Touchdowns: 1 vs. Alcorn St. (Sept. 1, 2018)

DYLAN DEVENEY

Receptions: 2, twice - last at Florida State (Sept. 12, 2020)
Receiving Yards: 15 at Florida State (Sept. 12, 2020)
Longest Reception: 13 at Virginia (Nov. 9, 2019)

JORDAN DOMINECK

Tackles: 10 vs. NC State (Nov. 21, 2019)
Solo Tackles: 5 vs. NC State (Nov. 21, 2019)
Tackles for Loss: 2.5 vs. Duke (Nov. 28, 2020)
Sacks: 2.0 vs. Duke (Nov. 28, 2020)
Forced Fumbles: 1, 3x - last vs. Duke (Nov. 28, 2020)
Fumbles Recovered: 1, twice - last vs. Duke (Nov. 28, 2020)
Pass Breakups: 1 vs. No. 14 UCF (Sept. 19, 2020)

D'QUON DOUSE

Tackles: 4 at Louisville (Oct. 9, 2020)
Solo Tackles: 1, twice - last at Louisville (Oct. 9, 2020)
Blocked Kicks: 1 at Syracuse (Sept. 26, 2020)

DEVIN ELLISON

Tackles: 2 at Temple (Sept. 28, 2019)
Solo Tackles: 1 at Temple (Sept. 28, 2019)

MARQUEZ EZZARD

Receptions: 3 vs. No. 14 UCF (Sept. 19, 2020)
Receiving Yards: 45 at Florida State (Sept. 12, 2020)
Longest Reception: 45 yards at Florida State (Sept. 12, 2020)
Punt Returns: 5 at Syracuse (Sept. 26, 2020)
Punt Return Yards: 42 at Syracuse (Sept. 26, 2020)
Long Punt Return: 18 at Syracuse (Sept. 26, 2020)

HINSON FOWLER

Tackles: 1 vs. No. 4 Georgia (Nov. 30, 2019)
Solo Tackles: 1 vs. No. 4 Georgia (Nov. 30, 2019)

JAHMYR GIBBS

Rushing Attempts: 18 at Syracuse (Sept. 26, 2020)
Rushing Yards: 105 at Syracuse (Sept. 26, 2020)
Rushing TDs: 2 vs. Duke (Nov. 28, 2020)
Longest Rush: 61 vs. Duke (Nov. 28, 2020)
Receptions: 5 vs. No. 4 Notre Dame (Oct. 31, 2020)
Receiving Yards: 60, twice - last at Louisville (Oct. 9, 2020)
Receiving TDs: 1, 3x - last at Louisville (Oct. 9, 2020)
Longest Reception: 42 vs. Duke (Nov. 28, 2020)
Kick Returns: 3 at Syracuse (Sept. 26, 2020)
Kick Return Yards: 93 vs. No. 14 UCF (Sept. 19, 2020)
Longest Kick Return: 75 vs. No. 14 UCF (Sept. 19, 2020)

JAMIOUS GRIFFIN

Rushing Attempts: 15 at Syracuse (Sept. 26, 2020)
Rushing Yards: 54 at Syracuse (Sept. 26, 2020)
Longest Rush: 16 vs. No. 4 Georgia (Nov. 30, 2019)
Rushing TDs: 1, twice - last at Louisville (Oct. 9, 2020)
Receptions: 2 vs. No. 14 UCF (Sept. 19, 2020)
Receiving Yards: 38 vs. No. 14 UCF (Sept. 19, 2020)
Longest Reception: 25 vs. No. 14 UCF (Sept. 19, 2020)

JA'QUON GRIFFIN

Tackles: 5 at Syracuse (Sept. 26, 2020)
Solo Tackles: 5 at Syracuse (Sept. 26, 2020)
Tackles for Loss: 1.0, 3x - last at Syracuse (Sept. 26, 2020)
Sacks: 1.0, 3x - last vs. No. 1 Clemson (Oct. 17, 2020)
Fumble Recovery: 1 at Miami (Oct. 19, 2019)

PEJE' HARRIS

Receptions: 2, twice - vs. Duke (Nov. 28, 2020)
Receiving Yards: 38 vs. No. 14 UCF (Sept. 19, 2020)
Receiving TDs: 1 at Boston College (Oct. 24, 2020)
Longest Reception: 31 at Boston College (Oct. 24, 2020)

PRESSLEY HARVIN III

Punt Attempts: 13 vs. No. 4 Georgia (Nov. 30, 2019)
Highest Punt Avg. (min. 2 att.): 51.5 vs. Wake Forest (Oct. 21, 2017)
Longest Punt: 70 vs. No. 14 UCF (Sept. 19, 2020)
Punt Yards: 587 vs. No. 4 Georgia (Nov. 30, 2019)
50+ Yard Punts: 5 at No. 7 Clemson (Oct. 28, 2017)
Punts Downed Inside 20: 4, twice - last at Virginia (Nov. 4, 2017)
Pass Attempts: 1, 3x - last at Boston College (Oct. 24, 2020)
Pass Completions: 1 at Miami (Oct. 19, 2019)
Pass Yards: 41 at Miami (Oct. 19, 2019)
Longest Receptions: 41 at Miami (Oct. 19, 2019)
Passing TDs: 1 at Miami (Oct. 19, 2019)

JERRY HOWARD, JR.

Rush Attempts: 12, 4x - last at No. 5 Georgia (Nov. 24, 2018)
Rush Yards: 90 at North Carolina (Nov. 3, 2018)
Rush TDs: 1, 7x - last vs. Virginia (Nov. 17, 2018)
Longest Rush: 65, vs. Jacksonville State, (Sept. 9, 2017)
Receptions: 2, twice - last at Duke (Oct. 12, 2019)
Receiving Yards: 57 at No. 1 Clemson (Aug. 29, 2019)
Longest Reception: 54 at No. 1 Clemson (Aug. 29, 2019)
Receiving TDs: 1 at Duke (Oct. 12, 2019)
Punt Returns: 1 vs. Pitt (Nov. 2, 2019)
Punt Return Yards: 17 vs. Pitt (Nov. 2, 2019)
Kick Returns: 2, twice - last vs. No. 7 Georgia (Nov. 25, 2017)
Kick Return Yards: 36 at Duke (Nov. 18, 2017)
Longest Kick Return: 20 vs. No. 7 Georgia (Nov. 25, 2017)
Tackles: 3 at Duke (Oct. 12, 2019)
Blocked Kick: 1, twice - last vs. Pitt (Nov. 2, 2019)

JARED IVEY

Tackles: 1, 3x - last vs. No. 4 Notre Dame (Oct. 31, 2020)
Tackles for Loss: 1.0 vs. No. 4 Notre Dame (Oct. 31, 2020)

QUEZ JACKSON

Tackles: 11 vs. No. 4 Notre Dame (Oct. 31, 2020)
Solo Tackles: 7 at Florida State (Sept. 12, 2020)
Tackles for Loss: 2.0 vs. USF (Sept. 7, 2019)
Sacks: 1.0 vs. No. 1 Clemson (Oct. 17, 2020)
Fumbles Forced: 1 vs. No. 4 Georgia (Nov. 30, 2019)
Fumbles Recovered: 1 at Louisville (Oct. 9, 2020)
Pass Breakups: 2 vs. No. 1 Clemson (Oct. 17, 2020)
Interceptions: 1 at Florida State (Sept. 12, 2020)

EMMANUEL JOHNSON

Tackles: 1 vs. Duke (Nov. 28, 2020)

KENAN JOHNSON

Tackles: 3, 3x - last at Louisville (Oct. 9, 2020)
Solo Tackles: 3 at No. 1 Clemson (Aug. 29, 2019)
Tackles for Loss: 1.0 at No. 1 Clemson (Aug. 29, 2019)
Fumbles Forced: 1 vs. NC State (Nov. 21, 2019)
Pass Breakups: 1 vs. No. 1 Clemson (Oct. 17, 2020)

BRUCE JORDAN-SWILLING

Rushing Attempts: 3 vs. No. 1 Clemson (Oct. 17, 2020)
Rushing Yards: 4 at Syracuse (Sept. 26, 2020)
Longest Rush: 4 at Syracuse (Sept. 26, 2020)
Tackles: 11 at Virginia (Nov. 4, 2017)
Solo Tackles: 6 at Virginia (Nov. 4, 2017)
Tackles for Loss: 1.5 at Duke (Oct. 12, 2019)
Sacks: 1.5 at Duke (Oct. 12, 2019)
Fumbles Forced: 1, twice - last at Louisville (Oct. 9, 2020)
Fumbles Recovered: 1, 3x - last at Louisville (Oct. 9, 2020)
Interceptions: 1 at Virginia (Nov. 4, 2017)
Pass Breakups: 1 vs. Pittsburgh (Sept. 23, 2017)
Quarterback Hurries: 1 at No. 7 Clemson (Oct. 28, 2017)
Touchdowns: 1 at Virginia (Nov. 4, 2017) (interception return)

JUDE KELLEY

Field Goals Made: 1 at Florida State (Sept. 12, 2020)
Field Goals Attempted: 3 at Florida State (Sept. 12, 2020)
Longest Field Goal: 32 at Florida State (Sept. 12, 2020)

KYLE KENNARD

Tackles: 1, twice - last vs. Duke (Nov. 28, 2020)
Solo Tackles: 1, twice vs. Duke (Nov. 28, 2020)

CAREER HIGHS

AUSTIN KENT

Punt Attempts: 3 vs. Duke (Nov. 28, 2020)

Punt Yards: 124 vs. Duke (Nov. 28, 2020)

Longest Punt: 51 vs. Duke (Nov. 28, 2020)

JAYLON KING

Tackles: 6 vs. No. 4 Georgia (Nov. 30, 2019)

Solo Tackles: 6 vs. No. 4 Georgia (Nov. 30, 2019)

Tackles for Loss: 1.0, twice - last at Louisville (Oct. 9, 2020)

Pass Breakups: 1 vs. No. 4 Georgia (Nov. 30, 2019)

DEMETRIUS KNIGHT II

Tackles: 6 at Duke (Oct. 12, 2019)

Solo Tackles: 1, 4x - last at Duke (Oct. 12, 2019)

Tackles for Loss: 1.0, 3x - last vs. No. 14 UCF (Sept. 19, 2020)

Sacks: 1.0 at Miami (Oct. 19, 2019)

Fumbles Forced: 1, twice - last vs. No. 14 UCF (Sept. 19, 2020)

Pass Breakups: 1, twice - last at Duke (Oct. 12, 2019)

DYLAN LEONARD

Receptions: 1, 3x - last at Louisville (Oct. 9, 2020)

Receiving Yards: 15 at Louisville (Oct. 9, 2020)

Longest Reception: 15 at Louisville (Oct. 9, 2020)

MIKE LOCKHART

Total Tackles: 4 at Boston College (Oct. 24, 2020)

Solo Tackles: 1, 3x - last at Boston College (Oct. 24, 2020)

Tackles for Loss: 1.0 at Florida State (Sept. 12, 2020)

JOSEPH MACRINA

Rushing Attempts: 2, twice - last vs. Bowling Green, Sept. 29, 2018

Rushing Yards: 8 vs. Alcorn State, Sept. 1, 2018

Longest Rush: 4 yards, twice - last vs. Bowling Green, Sept. 29, 2018)

JORDAN MASON

Rush Attempts: 22 vs. NC State (Nov. 21, 2019)

Rush Yards: 141, twice - last vs. NC State (Nov. 21, 2019)

Rush TDs: 3 at Virginia Tech (Oct. 25, 2018)

Longest Rush: 48, twice - last vs. Duke (Nov. 28, 2020)

Receptions: 3 vs. USF (Sept. 7, 2019)

Receiving Yards: 37 at Boston College (Oct. 24, 2020)

Longest Reception: 37 at Boston College (Oct. 24, 2020)

SPENCE MASSEY

Rush Attempts: 3 vs. No. 1 Clemson (Oct. 17, 2020)

Rushing Yards: 47 vs. No. 1 Clemson (Oct. 17, 2020)

Longest Rush: 41 vs. No. 1 Clemson (Oct. 17, 2020)

NATE McCOLLUM

Receptions: 1 vs. No. 4 Notre Dame (Oct. 31, 2020)

Receiving Yards: 5 vs. No. 4 Notre Dame (Oct. 31, 2020)

Longest Receptions: 5 vs. No. 4 Notre Dame (Oct. 31, 2020)

Rushing Attempts: 1 vs. Duke (Nov. 28, 2020)

Rushing Yards: 7 vs. Duke (Nov. 28, 2020)

Longest Rush: 7 vs. Duke (Nov. 28, 2020)

TYSON MEIGUEZ

Tackles: 1 vs. Duke (Nov. 28, 2020)

KALEB OLIVER

Tackles: 7 vs. The Citadel (Sept. 14, 2019)

Solo Tackles: 4 at No. 1 Clemson (Aug. 29, 2019)

Tackles for Loss: 1.5 vs. Duke (Nov. 28, 2020)

Sacks: 1.0, twice - last vs. Duke (Nov. 28, 2020)

Interceptions: 1, three times - last at Temple (Sept. 28, 2019)

Longest Interception Return: 25 vs. Alcorn St. (Sept. 1, 2018)

Fumbles Forced: 1, twice - last vs. USF (Sept. 7, 2019)

Fumbles Recovered: 1 vs. Duke (Nov. 28, 2020)

Pass Breakups: 1, three times - last vs. USF (Sept. 7, 2019)

TOBIAS OLIVER

Pass Completions: 4 at Temple (Sept. 28, 2019)

Pass Attempts: 11 at Temple (Sept. 28, 2019)

Pass Yards: 104 at North Carolina (Nov. 3, 2018)

Pass TDs: 1, twice - last at North Carolina (Nov. 3, 2018)

Longest Pass: 86 at North Carolina (Nov. 3, 2018)

Rush Attempts: 40 at Virginia Tech (Oct. 25, 2018)

Rush Yards: 215 at Virginia Tech (Oct. 25, 2018 (40 Carries)

Rush TDs: 3 at Virginia Tech (Oct. 25, 2018)

Longest Rush: 65 [T-8th], At Louisville, Oct. 05, 2018

Receptions: 4 at Virginia (Nov. 9, 2019)

Receiving Yards: 57 at Virginia (Nov. 9, 2019)

Receiving TDs: 1 vs. NC State (Nov. 21, 2019)

Longest Reception: 37 at Virginia (Nov. 9, 2019)

Kick Returns: 3 vs. Virginia Tech (Nov. 16, 2019)

Kick Return Yards: 96 vs. The Citadel (Sept. 14, 2019)

Longest Kick Return: 52 vs. The Citadel (Sept. 14, 2019)

Tackles: 3, twice - last vs. No. 4 Notre Dame (Oct. 31, 2020)

Solo Tackles: 2 at Boston College (Oct. 24, 2020)

ANTWAN OWENS

Tackles: 6 vs. The Citadel (Sept. 14, 2019)

Solo Tackles: 4, twice - last at No. 1 Clemson (Aug. 29, 2019)

Sacks: 1.0, twice - last vs. Pitt (Nov. 2, 2019)

Tackles for Loss: 1.0, 3x - last vs. Pitt (Nov. 2, 2019)

Fumbles Recovered: 1, twice - last vs. Duke (Nov. 28, 2020)

Interceptions: 1 vs. North Carolina (Oct. 5, 2019)

Blocked Kicks: 1 at Miami (Oct. 19, 2019)

CURTIS RYANS

Tackles: 4, twice - last at Florida State (Sept. 12, 2020)

Solo Tackles: 4 vs. Virginia Tech (Nov. 16, 2019)

Tackles for Loss: 2.0 at Florida State (Sept. 12, 2020)

Fumbles Forced: 2 at Florida State (Sept. 12, 2020)

ADONICAS SANDERS

Receptions: 5 at Virginia (Nov. 9, 2019)

Receiving Yards: 69 at Duke (Oct. 12, 2019)

Longest Reception: 39 vs. North Carolina (Oct. 5, 2019)

Receiving TDs: 1 vs. Duke (Nov. 28, 2020)

AVERY SHOWELL

Tackles: 7, twice - last vs. No. 1 Clemson (Oct. 17, 2020)

Solo Tackles: 6 vs. No. 1 Clemson (Oct. 17, 2020)

Fumbles Recovered: 1 vs. No. 14 UCF (Sept. 19, 2020)

Pass Breakups: 1, 3x - last vs. Duke (Nov. 28, 2020)

Kick Returns: 1 vs. Bowling Green, Sept. 29, 2018

Kick Return Yards: 14 yards vs. Bowling Green (Sept. 29, 2018)

Longest Kick Return: 14 yards vs. Bowling Green (Sept. 29, 2018)

JEFF SIMS

Rushing Attempts: 16 vs. No. 14 UCF (Sept. 19, 2020)

Rushing Yards: 108 vs. Duke (Nov. 28, 2020)

Rushing TDs: 1, 3x - last at Louisville (Oct. 9, 2020)

Longest Rush: 28 vs. Duke (Nov. 28, 2020)

Pass Attempts: 36 vs. No. 14 UCF (Sept. 19, 2020)

Pass Completions: 23 at Florida State (Sept. 12, 2020)

Passing Yards: 277 at Florida State (Sept. 12, 2020)

Passing TDs: 3 vs. Duke (Nov. 28, 2020)

Longest Pass: 59 vs. No. 1 Clemson (Oct. 17, 2020)

MYLES SIMS

Tackles: 5, twice - last at Florida State (Sept. 12, 2020)

Solo Tackles: 5 vs. No. 4 Georgia (Nov. 30, 2019)

Pass Breakups: 2 at Florida State (Sept. 12, 2020)

DEVIN SMITH

Tackles: 1, twice - last at Temple (Sept. 28, 2019)

Solo Tackles: 1, twice - last at Temple (Sept. 28, 2019)

DONTAE SMITH

Rush Attempts: 8, twice - last at Louisville (Oct. 9, 2020)

Rushing Yards: 75 at Syracuse (Sept. 26, 2020)

Longest Rush: 36 vs. Duke (Nov. 28, 2020)

Rushing TDs: 2 vs. Duke (Nov. 28, 2020)

Receptions: 2, twice - last vs. No. 14 UCF (Sept. 19, 2020)

Receiving Yards: 32 at Florida State (Sept. 12, 2020)

Longest Reception: 20 at Florida State (Sept. 12, 2020)

Kick Returns: 3 vs. North Carolina (Oct. 5, 2019)

Kick Return Yards: 77 vs. North Carolina (Oct. 5, 2019)

Longest Kick Return: 31 vs. North Carolina (Oct. 5, 2019)

GAVIN STEWART

Field Goal Attempts: 1 at Syracuse (Sept. 26, 2020)

Kick PATs: 8 vs. Duke (Nov. 28, 2020)

AKELO STONE

Tackles: 1, twice - vs. Duke (Nov. 28, 2020)

Solo Tackles: 1 vs. Duke (Nov. 28, 2020)

Tackles for Loss: 1.0 vs. Duke (Nov. 28, 2020)

TRE SWILLING

Tackles: 6, twice - last vs. Duke (Nov. 28, 2020)

Solo Tackles: 4 at Louisville (Oct. 5, 2018)

Sacks: 1.0 vs. Duke (Oct. 13, 2018)

Tackles for Loss: 1.0, 3x - last vs. Pitt (Nov. 2, 2019)

Interceptions: 1, twice - last at No. 1 Clemson (Aug. 29, 2019)

Longest INT Return: 41 yards at No. 1 Clemson (Aug. 29, 2019)

Fumbles Forced: 1 vs. Duke (Oct. 13, 2018)

Fumbles Recovered: 2 at Louisville (Oct. 5, 2018)

Pass Breakups: 2, 3x - last at Virginia (Nov. 9, 2019)

CHARLIE THOMAS

Tackles: 9, twice - last vs. USF (Sept. 7, 2019)

Solo Tackles: 7 vs. USF (Sept. 7, 2019)

Sacks: 2.0, 3x - last vs. No. 14 UCF (Sept. 19, 2020)

Tackles for Loss: 3.0 vs. No. 14 UCF (Sept. 19, 2020)

Fumbles Forced: 1, three times - last vs. The Citadel (Sept. 14, 2019)

Fumbles Recovered: 2 at Louisville (Oct. 5, 2018)

Safeties: 1 at Temple (Sept. 28, 2019)

Pass Breakups: 1, 3x - last vs. NC State (Nov. 21, 2019)

JUANYEH THOMAS

Tackles: 10 at Syracuse (Sept. 26, 2020)

Solo Tackles: 8 vs. Pitt (Nov. 2, 2019)

Tackles for Loss: 2.0 vs. Pitt (Nov. 2, 2019)

Fumbles Forced: 1, twice - last vs. No. 4 Notre Dame (Oct. 31, 2020)

Fumbles Recovered: 1 vs. Miami (Fla.) (Nov. 10, 2018)

Pass Breakups: 2 at Virginia (Nov. 9, 2019)

Interceptions: 1, 3x - last vs. No. 14 UCF (Sept. 19, 2020)

Longest Interception Return: 95 at Louisville (Oct. 5, 2018)

Punt Returns: 3 vs. Alcorn St. (Sept. 1, 2018)

Punt Return Yards: 31 vs. Alcorn St. (Sept. 1, 2018)

Longest Punt Return: 25 vs. Alcorn St. (Sept. 1, 2018)

Kick Returns: 6 at USF (Sept. 8, 2018)

Kick Return Yards: 134 at USF (Sept. 08, 2018)

Longest Kick Return: 100 at No. 5 Georgia (Nov. 24, 2018)

WESLEY WALKER

Tackles: 7 at Louisville (Oct. 9, 2020)

Solo Tackles: 5 at Louisville (Oct. 9, 2020)

Tackles for Loss: 1.0 vs. Duke (Nov. 28, 2020)

Pass Breakups: 2 vs. No. 14 UCF (Sept. 19, 2020)

ZAMARI WALTON

Tackles: 7 at Florida State (Sept. 12, 2020)

Solo Tackles: 5, twice - last vs. NC State (Nov. 21, 2019)

Pass Breakups: 2, twice - last at Temple (Sept. 28, 2019)

Interceptions: 1, twice - last vs. No. 1 Clemson (Oct. 17, 2020)

Fumbles Recovered: 1 vs. No. 4 Notre Dame (Oct. 31, 2020)

JORDAN YATES

Pass attempts: 11 vs. Virginia Tech (Nov. 16, 2019)

Pass completions: 4 vs. Virginia Tech (Nov. 16, 2019)

Passing Yards: 38 vs. Virginia Tech (Nov. 16, 2019)

Longest Pass: 17 vs. Virginia Tech (Nov. 16, 2019)

Rush Attempts: 10 vs. Virginia Tech (Nov. 16, 2019)

Rushing Yards: 16 vs. Virginia Tech (Nov. 16, 2019)

Longest Rush: 13 yards vs. Virginia Tech (Nov. 16, 2019)

SYLVAIN YONDJOUE

Tackles: 4 at Duke (Oct. 12, 2019)

Solo Tackles: 2 at Duke (Oct. 12, 2019)

Tackles for Loss: 1.0, 3x - last at Syracuse (Sept. 26, 2020)

STARTING LINEUPS, ETC.

OFFENSIVE STARTERS

	QB	RB	WR	WR	WR	TE	LT	LG	C	RG	RT
Florida State	J. Sims	Mason	Brown	Carter	Camp	Deveney	Quinney	DeFoor	Minihan	Johnson	Williams
UCF	J. Sims	J. Griffin	Brown	Carter	Camp	Sanders^	Quinney	DeFoor	Minihan	Johnson	Williams
Syracuse	J. Sims	J. Gibbs	Brown	Carter	Ward*	Coco	Quinney	DeFoor	Minihan	Johnson	Williams
Louisville	J. Sims	J. Gibbs	Brown	Carter	Camp	Deveney	Quinney	DeFoor	Minihan	Johnson	Williams
Clemson	J. Sims	J. Gibbs	Brown	Carter	Camp	Brown^	Quinney	DeFoor	Minihan	Johnson	Williams
Boston College	J. Sims	J. Gibbs	Brown	Carter	Camp	Leonard	Quinney	DeFoor	Minihan	Johnson	Williams
Notre Dame	J. Sims	J. Gibbs	Brown	Carter	Camp	Leonard	Quinney	DeFoor	Minihan	Johnson	Williams
Duke	J. Sims	J. Gibbs	Harris	Carter	Camp	Deveney	Quinney	DeFoor	Minihan	Johnson	Clark

NC State

Pitt

Miami (Fla.)

^WR *TE

DEFENSIVE STARTERS

	DE	DT	DT	DE	LB	LB	S	S	S	CB	CB
Florida State	Domineck	Brooks	Griffin	Ryans	Curry	Jackson	J. Thomas	Carpenter	K. Oliver (N)	M. Sims	Z. Walton
UCF	Domineck	Brooks	Walker (N)	Yondjouen	Curry	Jackson	J. Thomas	Carpenter	K. Oliver (N)	M. Sims	Z. Walton
Syracuse	Domineck	Brooks	Griffin	Yondjouen	Curry	Jackson	J. Thomas	Carpenter	K. Oliver (N)	K. Johnson	Z. Walton
Louisville	Domineck	Brooks	Douse	Clayton	Curry	Jackson	J. Thomas	Carpenter	C. Thomas (N)	Swilling	Z. Walton
Clemson	Clayton	Brooks	Lockhart	Ryans	Curry	Jackson	J. Thomas	Carpenter	Walker (N)	Swilling	Z. Walton
Boston College	Clayton	Brooks	Lockhart	Hemingway	Curry	Jackson	J. Thomas	Showell	Walker (N)	Swilling	Z. Walton
Notre Dame	Bennett	Brooks	Lockhart	Ryans	Curry	Jackson	J. Thomas	Carpenter	C. Thomas (N)	Swilling	Z. Walton
Duke	Bennett	Brooks	Griffin	Clayton	Curry	Jackson	J. Thomas	Carpenter	K. Oliver (N)	Swilling	Z. Walton

NC State

Pitt

Miami (Fla.)

(N) = Nickel

GAME INFORMATION

	TECH CAPTAINS	COIN TOSS	GT KO/REC.	GT 1ST OFF. PLAY	GT 1ST POSSESSION	OPP. 1ST POSSESSION	KICKOFF TIME	GAME LENGTH	GT HELMET	GT JERSEY	GT PANTS
Florida State	Brooks, Camp Curry, DeFoor	FSU	Rec.	Sims pass 8 Carter	Interception	Touchdown	4:00	5:02	Gold	White/Blue	Blue/Gold
UCF	Brown, Howard Askew, Johnson	UCF	Rec.	Sims 15 rush	Touchdown	Touchdown	3:36	3:50	White	White/Gold	White/Blue
Syracuse	J. Thomas, Carter T. Oliver, Cooper	CUSE	Rec.	Gibbs 0 rush	Punt	Punt	12:05	4:07	Gold	White/Blue	Gold/Blue
Louisville	Swilling, Harvin Quinney, Brooks	GT	Kick	Sims 7 rush	Touchdown	Fumble	7:04	10:36	Gold	Blue/Gold	Blue/Gold
Clemson	Brown, Curry, Clayton, DeFoor	GT	Rec.	Gibbs 6 rush	Punt	Fumble	12:06	3:22	Gold	White/Gold	Gold/Blue
Boston College	Johnson, Quinney Swilling, Walton	BC	Rec.	Gibbs 8 rush	Downs	Touchdown	4:03	3:22	White	White/Blue	Blue/Gold
Notre Dame	Brooks, J. Thomas T. Oliver, Mason	GT	Kick	Gibbs 0 rush	Punt	Touchdown	3:41	3:10	Gold	Black/White	Black/Gold
Duke	Brooks, Howard Curry, R. Johnson	Duke	Rec.	Sims pass 2 Gibbs	Touchdown	Punt	7:05	3:48	Gold	Blue/Gold	White/Blue

NC State

Pitt

Miami (Fla.)

* touchdown

TURNOVERS

GEORGIA TECH TAKEAWAYS

NO.	OPP.	QTR	TURNOVER	DEFENDER(S)	LED TO	PTS. OFF
1.	FSU (3)	2	Interception	Quez Jackson	Missed FG	0
2.		4	Fumble	C. Ryans (F); D. Curry (R)	FG	3
3.		4	Fumble	C. Ryans (F); D. Brooks (R)	Punt	0
4.	UCF (2)	2	Fumble	D. Knight (F); A. Showell (R)	INT	0
5.		3	Interception	Juanyeh Thomas	Punt	0
6.	CUSE (1)	2	Interception	Zamari Walton	TD	7
7.	LOU (3)	1	Fumble	C. Thomas (F); Q. Jackson (R)	TD	7
8.		3	Fumble	B. Jordan-Swilling (F); Jordan-Swilling (R)	TD	7
9.		4	Fumble	Domineck (F); Domineck (R)	TD	7
10.	CLEM (2)	1	Fumble	Ryans (F); Swilling (R)	Punt	0
11.		1	Interception	Zamari Walton	Downs	0
12.	ND (1)	2	Fumble	J. Thomas (F); Walton (R)	TD	7*
13.	DUKE (5)	2	Fumble	Kaleb Oliver (R)	TD	7
14.		2	Fumble	Jordan Domineck (F, R)	TD	7*
15.		3	Interception	Tariq Carpenter	TD	7
16.		3	Fumble	Curry (F); Swilling (R)	Fumble	0
17.		3	Fumble	Antwan Owens (R)	Downs	0

* Defensive touchdown

Points

59

GEORGIA TECH GIVEAWAYS

NO.	OPP.	QTR	TURNOVER	OFFENSIVE PLAYER	LED TO	PTS. OFF
1.	FSU (2)	1	Interception	Jeff Sims	TD	7
2.		2	Interception	Jeff Sims	FG	3
3.	UCF (5)	1	Fumble	Jeff Sims	Punt	0
4.		2	Interception	Jeff Sims	TD	7
5.		3	Fumble	Jamious Griffin	INT	0
6.		4	Interception	Jeff Sims	TD	7
7.		4	Fumble	Dontae Smith	End-of-Game	0
8.	CUSE (5)	1	Interception	Jeff Sims	FG	3
9.		1	Interception	Jeff Sims	TD	7
10.		3	Interception	Jeff Sims	Missed FG	0
11.		4	Interception	Jeff Sims	TD*	7
12.		4	Fumble	Jordan Yates	Downs	0
13.	CLEM (3)	1	Fumble	Jeff Sims	FG	3
14.		2	Interception	Jeff Sims	TD	7
15.		3	Fumble	Jeff Sims	TD	7
16.	BC (3)	1	Fumble	Jeff Sims	TD	7
17.		2	Fumble	Jordan Mason	TD*	7
18.		3	Interception	Jeff Sims	TD	7
19.	ND (1)	3	Fumble	Jeff Sims	TD	7
20.	DUKE (3)	1	Fumble	N. McCollum	TD	7*
		2	Interception	Jeff Sims	FG	3
		3	Fumble	Dontae Smith	Fumble	0

* Defensive touchdown

Points

96

DRIVES

DRIVE CHART

DISPLAYED GEORGIA TECH/OPPONENT

	Possessions	TDs	FGs Made	FGs Missed	Fum.	Int.	Safety	Punt	Downs	Half	Game	80+yard Drives	3 and Out
Florida State	12/11	2/1	1/2	2/1	0/2	2/1	0/0	3/3	0/1	2/0	1/0	1/0	0/3
UCF	15/16	3/7	0/0	1/0	3/1	2/1	0/0	4/3	2/1	0/2	0/1	0/20	4/3
Syracuse	17/17	3/5	0/1	1/1	1/0	4/1	0/0	7/6	0/2	1/1	1/0	0/0	6/5
Louisville	13/13	7/4	0/0	0/0	0/3	0/0	0/0	5/4	0/1	1/1	0/1	0/2	2/0
Clemson	18/17	1/10	0/1	0/0	2/1	1/1	0/0	9/4	3/0	2/0	1/0	0/4	12/5
Boston College	14/14	4/6	0/2	0/0	2/0	1/0	0/0	4/3	2/0	0/2	0/1	1/0	6/1
Notre Dame	11/10	2/4	0/1	1/0	1/1	0/0	0/0	4/3	2/0	1/1	0/1	0/1	1/2
Duke	19/18	8/4	0/1	0/0	2/4	1/1	1/0	3/6	2/2	2/0	1/0	0/0	5/5

NC State

Pitt

Miami (Fla.)

TOTALS

GEORGIA TECH SCORING DRIVES

	QTR	TD	FG	PLAYERS	PLAY	PL	YDS	TIME
Florida State	3	X		Jordan Mason	19-yd rush	14	80	4:35
	4	X		Malachi Carter from Jeff Sims	15-yd pass	8	72	2:40
	4		X	Jude Kelley	32-yd FG	4	15	1:50
UCF	1	X		Jeff Sims	1-yd rush	3	21	0:43
	2	X		Jahmyr Gibbs from Jeff Sims	9-yd pass	10	75	1:03
	4	X		Jahmyr Gibbs	33-yd rush	5	56	1:41
CUSE	2	X		Jahmyr Gibbs from Jeff Sims	24-yd pass	7	63	2:03
	2	X		Jeff Simms	1-yd rush	7	75	3:47
	3	X		Jamious Griffin	3-yd rush	5	67	1:58
LOU	1	X		Jahmyr Gibbs	12-yd rush	8	64	2:50
	2	X		Jalen Camp from Ahmearan Brown	9-yd pass	4	75	0:49
	3	X		Jamious Griffin	3-yd rush	7	66	2:11
	3	X		Jeff Sims	22-yd rush	3	27	1:08
	4	X		Jahmyr Gibbs from Jeff Sims	19-yd pass	4	51	2:26
	4	X		Malachi Carter from Jeff Sims	34-yd pass	5	67	2:49
CLEM	4	X		Dontae Smith	12-yd rush	3	18	1:00
	1	X		Jalen Camp from Jeff Sims	59-yd pass	4	75	1:23
BC	2	X		Ahmearan Brown from Jeff Sims	32-yd pass	2	53	0:24
	2	X		Peje Harris from Jeff Sims	31-yd pass	6	91	2:20
	3	X		Jeff Sims	1-yd rush	15	75	7:10
	4	X		Ahmearan Brown	2-yd rush	9	55	4:21
ND	2	X		Zamari Walton	98-yd FUM recovery			
	4	X		Jordan Mason	1-yd rush	8	69	2:42
DUKE	1	X		Jahmyr Gibbs	61-yd rush	4	75	1:16
	1	X		Malachi Carter from Jeff Sims	12-yd pass	6	75	2:28
	2	X		Jahmyr Gibbs	26-yd rush	5	42	1:25
	2	X		Jordan Domineck	0-yd FUM recovery			
	3	X		Jalen Camp from Jeff Sims	24-yd pass	1	24	0:07
	3	X		Adonias Sanders from Jeff Sims	24-yd pass	4	65	1:42
	4	X		Dontae Smith	36-yd rush	7	64	3:26
	4	X		Dontae Smith	22-yd rush	7	50	2:49

OPPONENT SCORING DRIVES

	QTR	TD	FG	PLAYERS	PLAY	PL	YDS	TIME
Florida State	1	X		H. Keyshawn from J. Blackmon	3-yd pass	7	52	2:07
	1		X	G. Parker	37-yd FG	11	61	4:49
	3		X	G. Parker	53-yd FG	13	35	5:03
UCF	1	X		T. Nixon from D. Gabriel	6-yd pass	8	75	2:07
	2	X		M. Williams from D. Gabriel	8-yd pass	12	80	2:59
	2	X		G. McCrae	21-yd rush	9	90	2:55
	2	X		T. Nixon from D. Gabriel	25-yd pass	4	35	1:18
	4	X		O. Anderson	1-yd rush	6	75	1:32
	4	X		M. Williams from D. Gabriel	7-yd pass	8	63	3:43
CUSE	4	X		B. Thompson	4-yd rush	4	20	1:56
	1	X		S. Tucker	38-yd rush	6	69	2:21
	1		X	A. Szmyt	47-yd FG	4	0	0:52
	1	X		S. Tucker	4-yd rush	7	37	2:48
	2	X		T. Harris from T. Devito	46-yd pass	2	47	0:40
	3	X		N. Johnson from T. Devito	43-yd pass	3	65	0:49
LOU	4	X		T. Williams	43-yd INT Return			
	1	X		M. Ford from M. Cunningham	3-yd pass	8	45	4:10
	2	X		M. Cunningham	2-yd rush	12	80	5:47
	2	X		T. Atwell from M. Cunningham	26-yd pass	11	87	4:03
CLEM	3	X		M. Cunningham	11-yd rush	12	75	6:02
	1	X		C. Powell from T. Lawrence	5-yd pass	5	41	1:39
	1	X		A. Rodgers from T. Lawrence	83-yd pass	1	83	0:11
	1		X	B.T. Potter	30-yd FG	4	3	2:04
BC	2	X		D. Allen from T. Lawrence	34-yd pass	6	62	2:28
	2	X		N. Pinckney	1-yd rush	9	80	4:27
	2	X		F. Ladson, Jr. from T. Lawrence	8-yd pass	7	68	2:59
	2	X		T. Etienne	3-yd rush	2	7	0:27
	2	X		A. Rodgers from T. Lawrence	16-yd pass	3	68	0:31
	3	X		C. Mellusi	5-yd rush	2	5	0:09
	4	X		K. Pace from H. Helms	7-yd pass	16	83	6:26
	4	X		A. Ajou from H. Helms	35-yd pass	5	91	2:28
ND	1	X		C. Lewis from P. Jurkovec	7-yd pass	10	71	5:11
	1	X		C. Lewis from P. Jurkovec	5-yd pass	4	22	2:20
	2		X	A. Bomerhi	41-yd FG	9	62	3:18
	2	X		M. Palmer	33-yd FUM recovery			
	2	X		Z. Flowers	22-yd rush	5	39	2:04
	2		X	A. Bomerhi	27-yd FG	14	65	6:43
	3	X		D. Bailey	34-yd rush	5	75	2:11
	3	X		D. Bailey	4-yd rush	3	12	0:51
DUKE	1	X		J. Wilkins, Jr. from I. Book	8-yd pass	15	81	8:38
	2	X		K. Williams	2-yd rush	7	75	3:48
	2		X	J. Doerer	32-yd FG	8	35	2:10
	3	X		K. Williams	4-yd rush	6	65	2:56
	4	X		C. Flemister	3-yd rush	9	74	4:32
	1	X		Shaka Heyward	0-yd FUM recovery			
	2	X		Mataeo Durant	1-yd rush	11	57	3:49
	2	X		Mataeo Durant from Chase Brice	30-yd pass	6	63	2:14
DUKE	2		X	Shaka Heyward safety				
	2		X	Charlie Ham	35-yd FG	4	0	0:18
DUKE	3	X		Jarett Garner from Chase Brice	28-yd pass	6	63	2:15

TOUCHDOWN DRIVES SUMMARY

	GT	OPP
Touchdown plays of 20-plus yards	13	12
Touchdown plays of 50-plus yards	2	1
Touchdown drives of 80-plus yards	2	9
Touchdown drives of 90-plus yards	1	2
Touchdown drives of 20 yards or less	1	4
Touchdown drives of 5:00 or more	1	6
Touchdown drives of 7:00 or more	1	1
Touchdown drives of 3:00 or less	22	30
Touchdown drives of 2:00 or less	13	13
Touchdown drives of 1:00 or less	5	9
Touchdown drives of 5 plays or less	14	13
Touchdown drives of 10 plays or more	3	9
Touchdown drives of 1 play	1	1

does not include special teams or defensive touchdowns

BIG PLAYS

GEORGIA TECH BIG PLAYS (20+ YARDS)

NO.	OPPONENT	PLAYER(S)	PLAY	* Touchdown	
				DOWN-DIST.	YDS.
1.	Florida State	Marquez Ezzard from Jeff Sims	Pass	2-18	45
		Jalen Camp from Jeff Sims	Pass	2-3	23
		Dontae Smith	KO Return		22
		Dontae Smith	KO Return		21
		Dontae Smith from Jeff Sims	Pass	1-10	20
2.	UCF	Jahmyr Gibbs	KO Return		75
		Jahmyr Gibbs	Rush	1-10	33*
		Jamious Griffin from Jeff Sims	Pass	3-5	25
		Peje Harris from Jeff Sims	Pass	1-10	23
		Jahmyr Gibbs from Jeff Sims	Pass	2-10	23
		Jahmyr Gibbs from Jeff Sims	Pass	2-4	20
3.	Syracuse	Ahmarean Brown from Jeff Sims	Pass	2-17	40
		Dontae Smith	Rush	1-10	30
		Malachi Carter from Jeff Sims	Pass	2-33	29
		Dontae Smith	Rush	2-6	27
		Jahmyr Gibbs	Rush	3-10	24
		Jahmyr Gibbs from Jeff Sims	Pass	4-8	24*
		Jalen Camp from Jeff Sims	Pass	1-15	23
4.	Louisville	Jahmyr Gibbs from Jeff Sims	Pass	1-10	41
		Malachi Carter from Jeff Sims	Pass	1-10	41
		Malachi Carter from Jeff Sims	Pass	2-9	34*
		Adonias Sanders from Jeff Sims	Pass	3-10	33
		Ahmarean Brown from Jeff Sims	Pass	2-4	30
		Jeff Sims	Rush	3-5	22*
5.	Clemson	Jalen Camp from Jeff Sims	Pass	1-10	59*
		Spence Massey	Rush	3-4	41
		Dontae Smith	KO Return		27
		Dontae Smith	Rush	2-10	23
6.	Boston College	Jordan Mason from Jeff Sims	Pass	3-5	37
		Ahmarean Brown from Jeff Sims	Pass	1-10	32*
		Peje Harris from Jeff Sims	Pass	2-6	31*
		Jahmyr Gibbs	KO Return		30
		Jahmyr Gibbs from James Graham	Pass	4-7	28
		Jeff Sims	Rush	1-10	25
		Ahmarean Brown from Jeff Sims	Pass	2-7	24
		Jahmyr Gibbs	KO Return		24
		Dontae Smith	KO Return		20
7.	Notre Dame	Zamari Walton	FUM Return		93*
		Jalen Camp from Jeff Sims	Pass	2-10	39
		Jahmyr Gibbs from Jeff Sims	Pass	3-5	34
8.	Duke	Jahmyr Gibbs	Rush		61*
		Jordan Mason	Rush		48
		Tariq Carpenter	INT Return		43
		Jahmyr Gibbs from Jeff Sims	Pass		42
		Dontae Smith	Rush		36*
		Dontae Smith	Rush		30
		Jeff Sims	Rush		28
		Jahmyr Gibbs	Rush		26*
		Adonias Sanders from Jeff Sims	Pass		24*
		Jalen Camp from Jeff Sims	Pass		24*
		Jeff Sims	Rush		23
		Dontae Smith	Rush		22*

OPPONENT BIG PLAYS (20+ YARDS)

NO.	OPPONENT	PLAYER(S)	PLAY	* Touchdown	
				DOWN-DIST.	YDS.
1.	Florida State	Asante Samuel	INT Return		38
		Asante Samuel	INT Return		36
		Camren McDonald from James Blackman	Pass	2-1	27
		Warren Thompson from James Blackman	Pass	1-10	24
2.	UCF	Tre Nixon from Dillon Gabriel	Pass	1-10	49
		Jaylon Robinson from Dillon Gabriel	Pass	2-11	48
		Marlon Williams from Dillon Gabriel	Pass	2-10	40
		Tre Nixon from Dillon Gabriel	Pass	1-10	25*
		Marlon Williams from Dillon Gabriel	Pass	3-6	25
		Marlon Williams from Dillon Gabriel	Pass	3-6	24
		Jaylon Robinson from Dillon Gabriel	Pass	2-7	24
		Otis Anderson	Rush	1-15	23
		Marlon Williams from Dillon Gabriel	Pass	2-6	21
		Greg McCrae	Rush	2-12	21*
3.	Syracuse	Ja'Had Carter (Trill Williams scored on lateral)	INT Return		66*
		Nykeim Johnson	KO Return		49
		Trill Williams	INT Return		47
		Taj Harris from Tommy Devito	Pass	2-9	46*
		Nykeim Johnson from Tommy Devito	Pass	1-10	43*
		Seab Tucker	Rush	3-2	38*
		Nykeim Johnson from Tommy Devito	Pass	1-10	36
		Nykeim Johnson	KO Return		26
4.	Louisville	Hassan Hall	KO Return		42
		Dez Fitzpatrick from Malik Cunningham	Pass	3-10	36
		Hassan Hall	KO Return		28
		Hassan Hall	Rush	2-9	28
		Javian Hawkins	Rush	3-16	27
		Tutu Atwell from Malik Cunningham	Pass	1-10	26*
		Marshon Ford from Malik Cunningham	Pass	2-10	25
		Javian Hawkins	Rush	1-10	24
		Marshon Ford from Malik Cunningham	Pass	2-15	23
		Marshon Ford from Malik Cunningham	Pass	3-3	20
5.	Clemson	Amari Rodgers from Trevor Lawrence	Pass	1-10	83*
		Ajou Ajou from Hunter Helms	Pass	1-10	35*
		Amari Rodgers from Trevor Lawrence	Pass	2-9	35
		Davis Allen from Trevor Lawrence	Pass	1-10	34*
		Davis Allen from Trevor Lawrence	Pass	1-10	31
		Nolan Turner	INT Return		31
		Michel Dukes	Rush	2-1	29
		Cornell Powell from Trevor Lawrence	Pass	3-4	24
		Travis Etienne from Trevor Lawrence	Pass	3-3	22
		Lyn-J Dixon	Rush	1-10	21
6.	Boston College	Brannon Spector from Trevor Lawrence	Pass	1-15	20
		David Bailey	Rush	1-10	34*
		Mike Palmer	FUM Return		33*
		CJ Lewis from Phil Jurkovec	Pass	3-4	30
		Phil Jurkovec	Rush	2-8	28
7.	Notre Dame	Phil Jurkovec	Rush	2-7	24
		Zay Flowers	Rush	3-4	22*
		Javon McKinley from Ian Book	Pass	3-8	34
		Javon McKinley from Ian Book	Pass	1-10	31
		Chris Tyree	Rush	1-10	21
		C'Bo Flemister	Rush	1-10	21
8.	Duke	Kyren Williams from Ian Book	Pass	2-6	20
		Chris Tyree	KO Return		20
		Dennis Smith from Chase Brice	Pass		44
		Jaylen Stinson	KO Return		40
		Michael Carter II	INT Return		33
		Jaylen Stinson	KO Return		30
		Mataeo Durant from Chase Brice	Pass		30*
		Jarett Garner from Chase Brice	Pass		28*
		Jaylen Stinson	KO Return		23
		Deon Jackson	Rush		23
		D. Philyaw-Johnson	KO Return		23
		D. Philyaw-Johnson	KO Return		22
		Jalon Calhoun from Chase Brice	Pass		22
		Jaylen Stinson	KO Return		22

BIG PLAYS FROM SCRIMMAGE SUMMARY

RUSH/CATCH	20-29	30-39	40-49	50-59	60-69	70-79	80-89	90-99	TOT
Jahmyr Gibbs	5 (2/3)	1 (0/1)	2 (0/2)		1 (1/0)				8
Dontae Smith	3 (3/0)	3 (2/1)							6
Jalen Camp	3 (0/3)	1 (0/1)		1 (0/1)					5
Jeff Sims	4 (4/0)								4
Ahmarean Brown	1 (0/1)	2 (0/2)	1 (0/1)						4
Malachi Carter	1 (0/1)	1 (0/1)	1 (0/1)						3
Jordan Mason		1 (0/1)	1 (1/0)						2
Adonias Sanders	1 (0/1)	1 (0/1)							2
Marquez Ezzard			1 (0/1)						1
Peje Harris		1 (0/1)							1
Spence Massey			1 (1/0)						1
Totals	18 (9/9)	11 (2/9)	7 (2/5)	1 (0/1)	1 (1/0)				37
Opponents	30 (14/16)	13 (2/10)	6 (0/6)				1 (0/1)		50
PASSING	20-29	30-39	40-49	50-59	60-69	70-79	80-89	90-99	TOT
Jeff Sims	9	9	5	1					24
James Graham	1								1
Totals	10	9	5	1					25
Opponents	16	10	6				1		33

THE LAST TIME IT HAPPENED ...

TEAM

	GEORGIA TECH	OPPONENT
Scored 50 Points	Nov. 28, 2020 vs. Duke (56)	Oct. 17, 2020 by No. 1 Clemson (73)
Scored 50 Points, ACC Game	Nov. 28, 2020 vs. Duke (56)	Aug. 29, 2019 by No. 1 Clemson (52)
Scored 35 Points, Half	Oct. 5, 2018 at Louisville (35/2nd)	Oct. 17, 2020 by No. 1 Clemson (1st/52)
Scored 28 Points, Quarter	Sept. 3, 2015 vs. Alcorn State (34/1st)	Oct. 17, 2020 by No. 1 Clemson (2nd/35)
Scored 0 Points	Nov. 16, 2019 vs. Virginia Tech	Sept. 1, 2018 by Alcorn State
Scored 0 Points, Half	Oct. 17, 2020 vs. No. 1 Clemson (2nd)	Sept. 1, 2018 by Alcorn State (2nd)
Overcame 10-Point Deficit, Win	Oct. 9, 2020 vs. Louisville (21-7)	Sept. 8, 2018 by USF (28-38)
Overcame 10-Point Halftime Deficit, Win	Sept. 12, 2020 at Florida State (0-10)	Nov. 30, 2013 by Georgia (20T) (7-20)
40-Point Margin of Victory	Sept. 29, 2018 vs. Bowling Green (63-17)	Oct. 17, 2020 by No. 1 Clemson (73-7)
30-39-Point Margin of Victory	Oct. 5, 2018 at Louisville (66-31)	Nov. 16, 2019 by Virginia Tech (0-45)
Scored 30 Points or more, Loss	Sept. 8, 2018 at USF (38)	Oct. 5, 2018 by Louisville (31)
Scored fewer than 10 Points, Win	Nov. 11, 2006 at North Carolina (7-0)	Dec. 2, 2006 by Wake Forest (9-6)
7 Touchdowns	Nov. 28, 2020 vs. Duke (7)	Oct. 17, 2020 by No. 1 Clemson (10)
0 Touchdowns	Nov. 16, 2019 vs. Virginia Tech	Sept. 1, 2018 by Alcorn State
5+ Rushing Touchdowns	Oct. 25, 2018 at Virginia Tech (7)	Aug. 29, 2019 by No. 1 Clemson (5)
4+ Passing Touchdowns	Sept. 13, 2014 vs. Georgia Southern (4)	Oct. 17, 2020 by No. 1 Clemson (7)
Interception Return for TD	Oct. 5, 2018 at Louisville Juanyeh Thomas (95 yards) (Jordan Travis pass)	Sept. 26, 2020 by Syracuse T. Williams (43 yards) (Jeff Sims pass)
Fumble Return for TD	Nov. 28, 2020 vs. Duke; Jordan Domineck (0 yards)	Nov. 28, 2020 by Duke; Shaka Heyward (0 yards)
Punt Return for TD	Sept. 10, 2009 vs. Clemson; Jerrard Tarrant (85 yards)	Sept. 23, 2017 by Pittsburgh; Quadree Henderson (80 yards)
Blocked Punt Return for TD	Sept. 27, 1997 vs. Clemson Block by Ajenavi Eziemeife, D'Jay Jones recovered for TD	Oct. 12, 2019 by Duke Xander Gagnon blocked and Javon Jackson recovered for a TD
Kickoff Return for TD	Nov. 24, 2018 at No. 5 Georgia; Juanyeh Thomas (100-yard return)	Sept. 8, 2018 by USF; Terrence Horne (98 yards)
2 Non-Offensive TDs	Nov. 8, 2014 at NC State (INT return, fumble return)	Sept. 8, 2018 by USF; Terrence Horne (97 yards)
4 Field Goals Made	Dec. 31, 2016 vs. Kentucky (4)	Sept. 8, 2018 by USF (2 kickoff returns)
3 Field Goals Missed	Oct. 20, 2012 vs. Boston College (3)	Oct. 14, 2017 by No. 11/10 Miami (4)
5 Field Goals Attempted	Oct. 19, 2019 by Miami (3)	Oct. 19, 2019 by Miami (3)
50-yard Field Goal Made	Dec. 31, 2011 vs. Utah (5)	Nov. 17, 2007 by North Carolina (5)
Missed PAT	Dec. 31, 2016 vs. Kentucky (Harrison Butker, 52)	Sept. 23, 2017 by Pittsburgh; Alex Kessman (55 yards)
Missed more than 1 PAT	Oct. 9, 2020 vs. Louisville	Sept. 26, 2020 by Syracuse
Made 2-Point Conversion	Nov. 3, 2012 at Maryland (2)	Nov. 5, 1977 by Notre Dame (2)
	Oct. 5, 2019 vs. North Carolina (J. Graham pass to T. Davis)	Nov. 3, 2018 by North Carolina (N. Elliott pass to A. Ratliff)
Failed 2-Point Conversion	Oct. 9, 2020 vs. Louisville (Jeff Sims pass failed)	Nov. 21, 2019 by NC State (Devin Leary pass failed)
Two+ 2-Point Conversions Att.	Nov. 17, 2018 vs. Virginia (OT) (2, 2 converted)	Nov. 11, 2017 by No. 17 Virginia Tech (2, 2 failed)
Defensive Extra Point Scored	Oct. 28, 1989 at Duke Ken Swilling 99-yard INT return (Steve Prince pass)	None recorded
Recorded Safety	Sept. 28, 2019 at Temple Temple RB was tackled in their own end zone	Nov. 28, 2020 by Duke GT fumbled a punt return into the endzone
Blocked Field Goal	Oct. 19, 2019 at Miami Antwan Owens blocked T. Davidson's attempt	Sept. 4, 2017 by No. 25/24 Tennessee (20T) Paul Bain blocked Shawn Davis' attempt
Blocked PAT	Sept. 26, 2020 vs. Syracuse (D'Quon Douse)	Oct. 9, 2020 by Louisville (J. Goldwire)
Blocked Punt	Nov. 2, 2019 vs. Pitt Jerry Howard, Jr. blocked punt of Kirk Christodoulou	Oct. 12, 2019 by Duke Xander Gagnon blocked punt of Pressley Harvin III
Blocked 2 Kicks/Punts	Dec. 30, 2013 vs. Ole Miss (field goal/PAT)	Nov. 4, 1989 by Western Carolina (2 FGAs)
30+ First Downs	Oct. 25, 2018 at Virginia Tech (35)	Sept. 19, 2020 by No. 14 UCF (31)
10 (or fewer) First Downs	Oct. 17, 2020 vs. No. 1 Clemson (7)	Sept. 1, 2018 by Alcorn State (9)
500-599 Yards Total Offense	Nov. 28, 2020 vs. Duke (523)	Oct. 5, 2019 by North Carolina (587)
600+ Yards Total Offense	Sept. 8, 2018 at USF (602)	Oct. 17, 2020 by No. 1 Clemson (671)
< 200 Yards Total Offense	Nov. 16, 2019 vs. Virginia Tech (134)	Sept. 1, 2018 by Alcorn State (146)
< 100 Yards Total Offense	Nov. 18, 1961 at Alabama (96)	Oct. 9, 2004 by Maryland (82)
300+ Yards Total Offense, Half	Sept. 8, 2018 at USF (337/2nd)	Oct. 17, 2020 by No. 1 Clemson (473/1st)
< 50 Yards Total Offense, Half	Sept. 22, 2016 vs. No. 5/3 Clemson (22/1st)	Sept. 9, 2017 by Jacksonville State (45/2nd)
90 Offensive Plays	Sept. 4, 2017 vs. No. 25/24 Tennessee (20T) (96)	Sept. 19, 2020 by No. 14 UCF (92)
50 (or fewer) Offensive Plays	Nov. 2, 2019 vs. Pitt (50)	Oct. 25, 2018 by Virginia Tech (47)
300-399 Yards Rushing	Nov. 28, 2020 vs. Duke (377)	Sept. 14, 2019 by The Citadel (320)
400+ Yards Rushing	Nov. 3, 2018 at North Carolina (461)	Aug. 29, 2019 by No. 1 Clemson (411)
50 Yards (or less) Rushing	Nov. 27, 2004 at Georgia (24)	Sept. 23, 2017 by Pittsburgh (37)
0 Yards (or less) Rushing	1968 (two times – vs. Notre Dame and Navy)	Nov. 2, 2013 by Pittsburgh (-5)
60+ Rushing Attempts	Oct. 25, 2018 at Virginia Tech (78)	Sept. 14, 2019 by The Citadel (71)
30 (or fewer) Rushing Attempts	Nov. 2, 2019 vs. Pitt (29)	Nov. 10, 2018 by Miami (Fla.)
25+ Pass Completions	Sept. 10, 2005 vs. North Carolina (25)	Oct. 17, 2020 by No. 1 Clemson (33)
5 (or fewer) Pass Completions	Nov. 24, 2018 at No. 5 Georgia (5)	Sept. 14, 2019 by The Citadel (1)

THE LAST TIME IT HAPPENED ...

TEAM

	GEORGIA TECH	OPPONENT
40+ Pass Attempts	Sept. 22, 2007 at Virginia (40)	Nov. 28, 2020 by Duke (47)
10 (or fewer) Pass Attempts	Nov. 17, 2018 vs. Virginia (OT) (8)	Sept. 14, 2019 by The Citadel (4)
Threw 3 Interceptions	Sept. 26, 2020 vs. Syracuse (4)	Nov. 3, 2018 by North Carolina (3)
300-399 Yards Passing	Sept. 1, 2011 vs. Western Carolina (365)	Oct. 5, 2019 by North Carolina (376)
400+ Yards Passing	Nov. 10, 2001 at Virginia (486)	Oct. 17, 2020 by No. 1 Clemson (500)
100 (or less) Yards Passing	Nov. 30, 2019 vs. No. 4 Georgia (40)	Sept. 1, 2018 by Alcorn State (69)
Completed 70 Percent of Passes	Nov. 10, 2018 vs. Miami (Fla.) (.750, 3-of-4)	Nov. 24, 2018 by No. 5 Georgia (.789, 15-of-19)
5+ Fumbles	Oct. 13, 2018 vs. Duke (6)	Oct. 25, 2014 by Pittsburgh (7)
4+ Fumbles Lost	Sept. 23, 2017 vs. Pittsburgh (4)	Nov. 28, 2020 by Duke (4)
5 Turnovers	Sept. 26, 2020 vs. Syracuse (5)	Nov. 28, 2020 by Duke (5)
0 Turnovers	Oct. 9, 2020 vs. Louisville	Oct. 12, 2019 by Duke
10 Penalties	Nov. 28, 2020 vs. Duke (11)	Oct. 24, 2020 by Boston College (10)
2 (or fewer) Penalties	Sept. 7, 2019 vs. USF (2)	Nov. 30, 2019 by No. 4 Georgia (0)
100+ Penalty Yards	Nov. 28, 2020 vs. Duke (112)	Oct. 24, 2020 by Boston College (102)
10 (or fewer) Penalty Yards	Oct. 14, 2017 vs. No. 11/10 Miami (6)	Nov. 30, 2019 by No. 4 Georgia (0)
10 Punts	Nov. 30, 2019 vs. No. 4 Georgia (13)	Oct. 11, 2008 by Gardner-Webb (10)
0 Punts	Oct. 5, 2018 at Louisville	Dec. 5, 2009 by Clemson
10 Third-Down Conversions	Nov. 17, 2018 vs. Virginia (OT) (10)	Oct. 31, 2020 by No. 4 Notre Dame (10)
2+ Fourth-Down Conversions	Nov. 21, 2019 vs. NC State (2-of-3)	Oct. 17, 2020 by No. 1 Clemson (2-for-2)
4 Fourth-Down Attempts	Oct. 24, 2020 at Boston College (2-of-4)	Sept. 12, 2020 by Florida State (3-of-5)
37:00 or higher TOP	Oct. 25, 2018 at Virginia Tech (42:18)	Nov. 19, 2016 by Virginia (38:37)
15 Tackles for Loss	Sept. 1, 2007 at Notre Dame (19)	None Recorded
10 Sacks	Oct. 9, 1993 vs. Maryland (11)	None Recorded
5 Players to Score TD	Nov. 28, 2020 vs. Duke (5)	Oct. 17, 2020 by No. 1 Clemson (9)
4 Players to Rush for TD	Oct. 9, 2020 vs. Louisville (4)	Nov. 10, 2012 by North Carolina (4)
3 Players to Catch TD Pass	Nov. 28, 2020 vs. Duke (3)	Oct. 17, 2020 by No. 1 Clemson (6)
2 Players to Throw TD Pass	Oct. 9, 2020 vs. Louisville (2 - Jeff Sims & Ahmarean Brown)	Oct. 17, 2020 by No. 1 Clemson (5 - Trevor Lawrence; 2 - Hunter Helms)
15-Play+ Touchdown Drive	Oct. 13, 2018 vs. Duke (15)	Oct. 31, 2020 by No. 4 Notre Dame (15)
8-Minute+ Touchdown Drive	Sept. 30, 2017 vs. North Carolina (8:54)	Oct. 31, 2020 by No. 4 Notre Dame (8:38)
90-Yard+ Touchdown Drive	Oct. 24, 2020 at Boston College (91)	Sept. 19, 2020 by No. 14 UCF (90)
1-Play Touchdown Drive	Nov. 3, 2018 at North Carolina (Q. Searcy 86-yd pass from T. Oliver)	Oct. 17, 2020 by No. 1 Clemson (A. Rodgers 83-yd pass from T. Lawrence)
Won an Overtime Game	Oct. 19, 2019 at Miami (OT) (28-21)	Sept. 14, 2019 by The Citadel (OT) (27-24)
Game Won on Final Play	Oct. 24, 2015 vs. Florida State (Lance Austin 78-yard missed FG return)	Sept. 14, 2019 by The Citadel (37-yard FG in overtime)

BOTH TEAMS COMBINED

90 Points	Oct. 5, 2018 at Louisville (97) (66-31)
100+ Rushing Attempts	Sept. 19, 2019 vs. The Citadel (104)
20 (or fewer) Points	Nov. 28, 2015 vs. Georgia (20) (13-7)
60 (or fewer) Rushing Att.	Sept. 9, 2006 vs. Samford (51)
10 (or fewer) Points	Nov. 11, 2006 at North Carolina (7) (7-0)
700+ Yards Passing	Nov. 10, 2001 at Virginia (813)
50 Points in a Half	Oct. 17, 2020 vs. No. 1 Clemson (59/st)
150 (or fewer) Passing Yds.	Nov. 3, 2012 at Maryland (146)
0 Points in a Half	Nov. 11, 2006 at North Carolina (2nd)
50 Pass Completions	Sept. 15, 2007 vs. Boston College (50)
30 Points in a Quarter	Nov. 28, 2020 vs. Duke (33/2nd)
20 (or fewer) Completions	Sept. 14, 2019 vs. The Citadel (8)
10+ Touchdowns	Nov. 28, 2020 vs. Duke (12)
90 Pass Attempts	Oct. 26, 2002 vs. Virginia (101)
0 Touchdowns	Dec. 2, 2006 vs. Wake Forest
30 (or fewer) Pass Att.	Sept. 14, 2019 vs. The Citadel (17)
5 Touchdowns in a Quarter	Oct. 17, 2020 vs. No. 1 Clemson (5/2nd)
5 Passes Intercepted	Nov. 1, 2007 vs. Virginia Tech (5)
8 Touchdowns in a Half	Nov. 10, 2012 at North Carolina (8/1st, 8/2nd)
10 Fumbles	Oct. 13, 2018 vs. Duke (10)



6 Field Goals	Nov. 17, 2018 vs. Virginia (OT) (6)
5 Fumbles Lost	Sept. 23, 2017 vs. Pittsburgh (5)
4 Field Goals Missed	Oct. 20, 2012 vs. Boston College (4)
10 Turnovers	Nov. 17, 1990 at Wake Forest (10)
8 Field Goals Att.	Nov. 17, 2007 vs. North Carolina (8)
0 Turnovers	Oct. 15, 2016 vs. Georgia Southern
50 First Downs	Sept. 19, 2020 vs. No. 14 UCF (54)
20 Penalties	Oct. 24, 2020 at Boston College (20)
25 (or fewer) First Downs	Oct. 18, 2008 at Clemson (24) (12-12)
5 (or fewer) Penalties	Nov. 21, 2019 vs. NC State (5)
1,000+ Yards Total Offense	Sept. 19, 2020 vs. No. 14 UCF (1,131)
200 Penalty Yards	Sept. 9, 2000 vs. Florida State (254)
500 Yds (or fewer) Total Off.	Oct. 22, 2011 at Miami (473)
25 (or fewer) Penalty Yards	Oct. 22, 2011 at Miami (15)
160+ Offensive Plays	Sept. 19, 2020 vs. No. 14 UCF (173)
15+ Punts	Nov. 30, 2019 vs. No. 4 Georgia (17)
120 (or fewer) Off. Plays	Nov. 16, 2019 vs. Virginia Tech (117)
0 Punts	Dec. 5, 2009 vs. Clemson
600+ Yards Rushing	Oct. 5, 2018 at Louisville (655)
10 Sacks	Nov. 10, 2007 at Duke (10)
150 (or fewer) Rushing Yds.	Nov. 19, 2005 at Miami (150)

THE LAST TIME IT HAPPENED ...
INDIVIDUAL

	GEORGIA TECH	OPPONENT
30+ Rushing Attempts	Oct. 25, 2018 at Virginia Tech, Tobias Oliver (40)	Nov. 8, 2003 by Duke, Chris Douglas (30)
150-199 Yards Rushing	Oct. 5, 2018 at Louisville, TaQuon Marshall (175)	Oct. 9, 2020 by Louisville, Javian Hawkins (155)
200+ Yards Rushing	Oct. 25, 2018 at Virginia Tech, Tobias Oliver (215)	Aug. 29, 2019 by No. 1 Clemson, Travis Etienne (205)
50+ Pass Attempts	Oct. 6, 2005 vs. NC State, Reggie Ball (53)	Oct. 5, 2019 by North Carolina, Sam Howell (51)
40+ Pass Attempts	Sept. 22, 2007 at Virginia, Taylor Bennett (40)	Nov. 28, 2020 by Duke, Chase Brice (40)
25+ Pass Completions	Nov. 8, 2003 vs. Duke, Reggie Ball (27)	Sept. 19, 2020 by No. 14 UCF, Dillon Gabriel (27)
Threw 3 Interceptions	Sept. 26, 2020 vs. Syracuse, Jeff Sims (4)	Nov. 3, 2018 by North Carolina, Nathan Elliott (3)
300-399 Yards Passing	Oct. 6, 2007 vs. Maryland, Taylor Bennett (309)	Oct. 5, 2019 by North Carolina, Sam Howell (376)
400+ Yards Passing	Nov. 10, 2001 at Virginia, George Godsey (486)	Oct. 17, 2020 by No. 1 Clemson, Trevor Lawrence (404)
Rushed & Passed for 100+ Yds.	Nov. 28, 2020 vs. Duke, Jeff Sims (108/146)	Oct. 9, 2020 by Louisville, Javian Hawkins (155/229)
Rushed & Received for 100+ Yds.	Nov. 14, 2013 at Clemson, Robert Godhigh (126/203)	Oct. 30, 1997 by North Carolina, J. Linton (138/137)
300-399 Yards Total Offense	Nov. 4, 2017 at Virginia, TaQuon Marshall (322)	Oct. 14, 2017 by No. 11/10 Miami, Malik Rosier (317)
400+ Yards Total Offense	Oct. 29, 2016 vs. Duke, Justin Thomas (459)	Oct. 6, 2012 by Clemson, Tajh Boyd (460)
10+ Receptions	Oct. 7, 2006 vs. Maryland, Calvin Johnson (10)	Nov. 17, 2018 by Virginia, Olamide Zaccheaus (10)
100-199 Yards Receiving	Sept. 8, 2018 at USF, Clinton Lynch (111)	Oct. 17, 2020 by No. 1 Clemson, Amari Rodgers (161)
200+ Yards Receiving	Oct. 4, 2008 vs. Duke, Demaryius Thomas (230)	Dec. 29, 2005 by Utah, Travis Latendresse (214)
4+ Touchdowns Scored	Sept. 4, 2017 vs. No. 25/24 Tennessee (20T) TaQuon Marshall (5)	Sept. 4, 2017 by No. 25/24 Tennessee (20T) John Kelly (4)
3+ Touchdowns Rushing	Oct. 25, 2018 at Virginia Tech Tobias Oliver/Jordan Mason (3)	Aug. 29, 2019 by No. 1 Clemson Travis Etienne (3)
3+ Touchdowns Receiving	Sept. 11, 2004 vs. Clemson, Calvin Johnson (3)	Nov. 29, 2008 by Georgia, Mohamed Massaquoi (3)
4+ Touchdowns Passing	Sept. 13, 2014 vs. Georgia Southern, Justin Thomas (4)	Oct. 17, 2020 by No. 1 Clemson, Trevor Lawrence (5)
Rushing & Receiving TDs	Oct. 24, 2020 at Boston College, Ahmarean Brown (1/1)	Oct. 14, 2017 by No. 11/10 Miami, Travis Homer (1/1)
Rushing & Passing TDs	Sept. 26, 2020 vs. Syracuse, Jeff Sims (1/1)	Nov. 16, 2019 by Virginia Tech, Hendon Hooker (1/2)
Passing & Receiving TDs	Nov. 17, 2007 vs. North Carolina Taylor Bennett (1/1)	Nov. 18, 2017 by Duke Shaun Wilson (1/2)
3 Field Goals	Nov. 12 2016 at No. 18/22 Virginia Tech Harrison Butker (3-of-3)	Nov. 18, 2017 by Duke Austin Parker (3-of-3)
4+ Field Goals	Nov. 17, 2018 vs. Virginia Wesley Wells (4-of-4)	Oct. 14, 2017 by No. 11/10 Miami Michael Badgley (4-of-4)
5 Field Goal Attempts	Sept. 1, 2007 vs. Notre Dame Travis Bell (5)	Nov. 17, 2007 by North Carolina Connor Barth (5)
Made a 50-yard Field Goal	Dec. 31, 2016 vs. Kentucky, Harrison Butker (52)	Sept. 23, 2017 by Pittsburgh, Alex Kessman (55)
Attempted a 60-yard Field Goal	Nov. 24, 2007 vs. North Carolina Travis Bell (62/miss)	Nov. 17, 2007 by North Carolina Connor Barth (63/miss)
10+ Punts	Nov. 30, 2019 vs. No. 4 Georgia, Pressley Harvin III (13)	None recorded
60-69 yard Punt	Sept. 26, 2020, Pressley Harvin III (64)	Nov. 4, 2017 by Virginia, Lester Coleman (63)
70-yard+ Punt	Sept. 19, 2020 vs. No. 14 UCF Pressley Harvin III (70)	Sept. 4, 2017 by No. 25/24 Tennessee (20T) Trevor Daniel (70)
100+ Punt Return Yards	Aug. 31, 2002 vs. Vanderbilt, Kelley Rhino (110)	None recorded
70-89 yard Punt Return	Sept. 10, 2009 vs. Clemson Jerrard Tarrant (85 TD)	Sept. 23, 2017 by Pittsburgh Quadree Henderson (80 TD)
Punt Return for a Touchdown	Sept. 10, 2009 vs. Clemson, Jerrard Tarrant	Sept. 23, 2017 by Pittsburgh, Quadree Henderson
90-yard+ Kickoff Return	Nov. 24, 2018 at No. 5 Georgia Juanyeh Thomas (100 TD)	Sept. 8, 2018 by USF Terrence Horne (98 TD, 97 TD)
Kickoff Return for a Touchdown	Nov. 24, 2018 at No. 5 Georgia Juanyeh Thomas (100 TD)	Sept. 8, 2018 by USF Terrence Horne (98 TD, 97 TD)
70-yard+ Interception Return	Aug. 31, 2013 vs. Elon, Tyler Marcordes (95)	Nov. 9, 2002 by Florida State, S. Samuels (82 TD)
15+ Tackles	Oct. 5, 2019 vs. North Carolina, David Curry (16)	Oct. 13, 2018 by Duke, Joe Giles-Harris (15)
3.0+ Sacks	Nov. 30, 2013 vs. Georgia (20T) Jeremiah Attaochu (4.0)	Oct. 12, 2019 by Duke Victor Dimukeje (3.0)
2+ Interceptions	Sept. 30, 2017 vs. North Carolina, A.J. Gray (2)	Sept. 12, 2020 by Florida State, Asante Samuel (2)
2+ Fumble Recoveries	Oct. 5, 2018 at Louisville, Charlie Thomas (2)	Nov. 21, 2019 by NC State, Larrell Murchison (2)
2+ Forced Fumbles	Sept. 12, 2020 at Florida State, Curtis Ryans (2)	Nov. 3, 2018 by North Carolina, Cole Holcomb (3)

TWO PLAYERS

	GEORGIA TECH	OPPONENT
2 100-yard Rushers	Nov. 28, 2020 vs. Duke Jeff Sims (108) and Jordan Mason (105)	Nov. 28, 2009 by Georgia Washaun Ealey (183) and Caleb King (166)
2 100-yard Receivers	Sept. 10, 2005 vs. North Carolina Damarius Bilbo (131) and Calvin Johnson (114)	Sept. 19, 2020 by No. 14 UCF Marlon Williams (154) and Jaylon Robinson (105)
100-yard Rusher/100-yard Receiver	Sept. 8, 2018 TaQuon Marshall (113) and Clinton Lynch (111)	Sept. 4, 2017 by No. 25/24 Tennessee (20T) John Kelly (128) and Marquez Callaway (115)
250 Combined Yards Rushing	Nov. 21, 2019 vs. NC State James Graham and Jordan Mason (270)	Aug. 29, 2019 by No. 1 Clemson Travis Etienne and Lyn-J Dixon (272)
250 Combined Yards Receiving	Jan. 1, 2007 vs. West Virginia Calvin Johnson and James Johnson (254)	Sept. 19, 2020 by No. 14 UCF Marlon Williams and Jaylon Robinson (261)
20 Combined Receptions	Nov. 10, 2001 at Virginia Will Glover and Kerry Watkins (21)	Oct. 26, 2013 by Virginia Darius Jennings and Tim Smith (23)

	GEORGIA TECH	16
	1-0, 1-0	
	FLORIDA STATE	13
	0-1, 0-1	

Game 1 • Sept. 12, 2019 • Tallahassee, Fla. • Doak Campbell (17,538)

SCORING SUMMARY

	1	2	3	4	F
Georgia Tech	0	0	7	9	16
Florida State	10	0	3	0	13

1st	8:05	FSU	Keyshawn Helton 2 yd pass from James Blackman (Parker Grothaus kick)	GT 0, FSU 7
	1:36	FSU	Parker Grothaus 37 yd field goal	GT 0, FSU 10
3rd	6:13	GT	Jordan Mason 19 yd run (Jude Kelley kick)	GT 7, FSU 10
	1:04	FSU	Parker Grothaus 53 yd field goal	GT 7, FSU 13
4th	13:17	GT	Malachi Carter 15 yd pass from Jeff Sims (Jude Kelley kick blocked)	GT 13, FSU 13
	8:56	GT	Jude Kelley 32 yd field goal	GT 16, FSU 13

TEAM STATISTICS

	GT	FSU
First Downs.....	24	21
Rushes-Yards.....	40-161	35-109
Passing Yards.....	277	198
Pass Comp-Att-Int.....	23-34-2	23-45-1
Total Offense.....	438	307
Fumbles-Lost.....	0-0	3-2
Penalties-Yards.....	10-80	8-55
Punts-Yards (Avg./Net).....	3-125 (41.7/36.3)	3-145 (48.3/34.7)
Kickoffs-Yards (Avg./Net).....	4-252 (63.0/38.0)	4-245 (61.2/46.2)
Punt Returns (No.-Yds.-TD).....	2-21-0	1-16-0
Kickoff Returns (No.-Yds.-TD).....	4-60-0	3-75-0
Interceptions (No.-Yds.-TD).....	1-19-0	2-74-0
Fumble Returns (No.-Yds.-TD).....	1-19-0	0-0-0
Time of Possession.....	29:58	30:02
Third-Down Conversions.....	8-of-16	6-of-17
Fourth-Down Conversions.....	1-of-1	3-of-5
Red-Zone Scores-Chances.....	3-5	2-2
Sacks By (No.-Yds.).....	3-28	1-5
Field Goals.....	1-3	2-3
Points Off Turnovers.....	3	7

INDIVIDUAL STATISTICS

RUSHING: GT — Jeff Sims 13-64; Jordan Mason 14-55; Jamious Griffin 9-42; Dontae Smith 1-9; Ahmearan Brown 1-(-3); Team 2-(-6).

FSU — La'Damian Webb 13-39; Jordan Travis 6-39; Jashaun Corbin 6-18; James Blackman 9-13; Keyshawn Helton 1-0.

PASSING: GT — Jeff Sims 23-34-2 277.

FSU — James Blackman 23-43-1 198; Jordan Travis 0-1-0 0; Team 0-1-0 0.

RECEIVING: GT — Malachi Carter 6-66; Jalen Camp 5-57; Ahmearan Brown 3-25; Dontae Smith 2-32; Dylan Deveney 2-15; Marquez Ezzard 1-45; Jordan Mason 1-18; Peje Harris 1-7; Jamious Griffin 1-7; Adonias Sanders 1-5.

FSU — Jashaun Corbin 8-55; Tamorrion Terry 6-52; Camren McDonald 4-41; Ontario, Wilson 2-11; Warren Thompson 1-24; Lawrance Toafill 1-12; Keyshawn Helton 1-3.

INTERCEPTIONS: GT — Quez Jackson.

FSU — Asante Samuel (2).

FUMBLE RECOVERIES: GT — Curry; Brooks.

FSU — None.

FORCED FUMBLES: GT — Ryans (2), Domineck.

CJ — None.

TACKLES FOR LOSS: GT — Ryans 2.0-24; Sims 2.0-9; Curry 1.0-2; Yondjouen 0.5-1; Bennett Jr. 0.5-0.

FSU — Gainer 2.5-10; Warner 1.0-5; Lars-Woo 1.0-3; Woodie 0.5-3; Green 0.5-2; Dix, Jr. 0.5-1

SACKS: GT — Ryans 2.0-24; Curry 1.0-4.

FSU — Woodie 0.5-3; Gainer 0.5-2.

	NO. 14/13 UCF	49
	1-0, 1-0	
	GEORGIA TECH	21
	1-1, 1-0	

Game 2 • Sept. 19, 2019 • Atlanta, Ga. • Bobby Dodd Stadium (11,000)

SCORING SUMMARY

	1	2	3	4	F
UCF	7	21	0	21	49
Georgia Tech	7	7	0	7	21

1st	14:05	GT	Jeff Sims 1 yd run (Jude Kelley kick)	UCF 0 - GT 7
	11:58	UCF	NIXON, Tre 6 yd pass from GABRIEL, Dillon (OBARSKI, Daniel kick)	UCF 7 - GT 7
2nd	11:47	UCF	WILLIAMS, Marlon 8 yd pass from GABRIEL, Dillon (OBARSKI, Daniel kick)	UCF 14 - GT 7
	6:48	UCF	MCCRAE, Greg 21 yd run (OBARSKI, Daniel kick)	UCF 21 - GT 7
	2:17	UCF	NIXON, Tre 25 yd pass from GABRIEL, Dillon (OBARSKI, Daniel kick)	UCF 28 - GT 7
	1:14	GT	Jahmyr Gibbs 9 yd pass from Jeff Sims (Gavin Stewart kick)	UCF 28 - GT 14
4th	13:12	GT	Jahmyr Gibbs 33 yd run (Gavin Stewart kick)	UCF 28 - GT 21
	11:40	UCF	ANDERSON, Otis 1 yd run (OBARSKI, Daniel kick)	UCF 35 - GT 21
	5:30	UCF	WILLIAMS, Marlon 7 yd pass from GABRIEL, Dillon (OBARSKI, Daniel kick)	UCF 42 - GT 21
	3:28	UCF	THOMPSON, Bentavious 4 yd run (OBARSKI, Daniel kick)	UCF 49 - GT 21

TEAM STATISTICS

	UCF	GT
First Downs.....	31	23
Rushes-Yards.....	51-243	44-277
Passing Yards.....	417	244
Pass Comp-Att-Int.....	27-41-1	18-37-2
Total Offense.....	660	471
Fumbles-Lost.....	1-1	4-3
Penalties-Yards.....	8-51	7-49
Punts-Yards (Avg./Net).....	3-136 (45.3/45.3)	4-205 (51.2/51.2)
Kickoffs-Yards (Avg./Net).....	8-515 (64.4/34.0)	3-170 (56.7/40.0)
Punt Returns (No.-Yds.-TD).....	0-0-0	0-0-0
Kickoff Returns (No.-Yds.-TD).....	0-0-0	2-93-0
Interceptions (No.-Yds.-TD).....	2-9-0	1-3-0
Fumble Returns (No.-Yds.-TD).....	0-0-0	1-4-0
Time of Possession.....	31:52	28:08
Third-Down Conversions.....	10-of-16	7-of-15
Fourth-Down Conversions.....	1-of-3	1-of-3
Red-Zone Scores-Chances.....	6-7	2-4
Sacks By (No.-Yds.).....	0-0	2-17
Field Goals.....	0-0	0-1
Points Off Turnovers.....	14	0

INDIVIDUAL STATISTICS

RUSHING: GT — Jeff Sims 16-82; Jahmyr Gibbs 15-66; Jamious Griffin 8-44; Dontae Smith 5-35.

UCF — ANDERSON, Otis 18-88; MCCRAE, Greg 9-50; THOMPSON, Bentavious 12-30; GABRIEL, Dillon 8-30; RICHARDSON, Johnny 2-24; GOOD, Damarious 2-21.

PASSING: GT — Jeff Sims 18-36-2 244; Team 0-1-0 0.

UCF — GABRIEL, Dillon 27-41-1 417.

RECEIVING: GT — Jahmyr Gibbs 4-60; Marquez Ezzard 3-33; Peje Harris 2-38; Jamious Griffin 2-38; Jalen Camp 2-27; Dontae Smith 2-18; Malachi Carter 1-11; Ahmearan Brown 1-11; Jack Coco 1-8.

UCF — WILLIAMS, Marlon 10-154; ROBINSON, Jaylon 6-105; NIXON, Tre 4-94; ANDERSON, Otis 3-21; HARRIS, Jacob 2-28; HESCOCK, Jake 2-15.

INTERCEPTIONS: GT — Juanyeh Thomas.

UCF — Josh Celiscar; Stephon Zayas

FUMBLE RECOVERIES: GT — Showell.

UCF — Grant; Lester; Celiscar.

FORCED FUMBLES: GT — Knight II.



UCF — Gilyard; Lester; Celiscar.

TACKLES FOR LOSS: GT — C. Thomas 3.0-20; Yondjouen 1.0-5; Bennett, Jr. 1.0-2; Brooks 1.0-1; Knight II 1.0-1.

UCF — Gilyard 2.0-4; Charlton 1.5-1; Collier 1.0-2; Goode 1.0-2; Turnier 0.5-1.

SACKS: GT — C. Thomas 2.0-17.

UCF — None.

	GEORGIA TECH	20
	1-2, 1-1	
	SYRACUSE	37
	1-2, 1-2	

Game 3 • Sept. 26, 2019 • Syracuse, N.Y. • Carrier Dome (N/A)

SCORING SUMMARY

	1	2	3	4	F
Georgia Tech	0	13	7	0	20
Syracuse	17	6	7	7	37

1st	8:54	SU	Tucker, S. 38 yd run (Szmyt, A. kick)	GT 0 - SU 7
	7:33	SU	Szmyt, A. 47 yd field goal	GT 0 - SU 10
	1:22	SU	Tucker, S. 4 yd run (Szmyt, A. kick)	GT 0 - SU 17
2nd	9:37	GT	Jahmyr Gibbs 24 yd pass from Jeff Sims (Pressley Harvin III rush failed)	GT 6 - SU 17
	8:57	SU	Harris, T. 46 yd pass from Devito, T. (Szmyt, A. kick blocked)	GT 6 - SU 23
	5:10	GT	Jeff Sims 1 yd run (Gavin Stewart kick)	GT 13 - SU 23
3rd	1:29	GT	Jamious Griffin 3 yd run (Gavin Stewart kick)	GT 20 - SU 23
	0:40	SU	Johnson, N. 43 yd pass from Devito, T. (Szmyt, A. kick)	GT 20 - SU 30
4th	8:10	SU	Williams, T. 43 yd interception return (Szmyt, A. kick)	GT 20 - SU 37

TEAM STATISTICS

	GT	SU
First Downs.....	23.....	14.....
Rushes-Yards.....	52-275.....	41-163.....
Passing Yards.....	178.....	194.....
Pass Comp-Att-Int.....	15-32-4.....	13-24-1.....
Total Offense.....	453.....	357.....
Fumbles-Lost.....	2-1.....	1-0.....
Penalties-Yards.....	15-104.....	7-85.....
Punts-Yards (Avg./Net).....	7-345 (49.3/47.4).....	6-295 (49.2/42.2).....
Kickoffs-Yards (Avg./Net).....	4-204 (51.0/29.5).....	7-442 (63.1/42.6).....
Punt Returns (No.-Yds.-TD).....	5-42-0.....	1-13-0.....
Kickoff Returns (No.-Yds.-TD).....	3-44-0.....	4-86-0.....
Interceptions (No.-Yds.-TD).....	1-5-0.....	1-114-1.....
Fumble Returns (No.-Yds.-TD).....	0-0-0.....	0-0-0.....
Time of Possession.....	34:08.....	25:52.....
Third-Down Conversions.....	6-of-18.....	5-of-15.....
Fourth-Down Conversions.....	1-of-2.....	1-of-3.....
Red-Zone Scores-Chances.....	2-4.....	1-3.....
Sacks By (No.-Yds.).....	1-7.....	1-8.....
Field Goals.....	0-1.....	1-2.....
Points Off Turnovers.....	6.....	17.....

INDIVIDUAL STATISTICS

RUSHING: GT — Jahmyr Gibbs 18-105; Dontae Smith 8-75; Jamious Griffin 15-54; Jeff Sims 8-41; Bruce Jordan-Swilling 1-4; Jordan Yates 2-(-4).

SU — Tucker, S. 24-112; Devito, T. 4-23; Pierre, M. 7-19; Jordan, J. 2-6; Lutz, C. 2-5; Labrosse, B. 1-5; Linton, S. 1-(-7).

PASSING: GT — Jeff Sims 13-28 4 174; Jordan Yates 2-4 0 4.

SU — Devito, T. 13-24-1 194.

RECEIVING: GT — Malachi Carter 4-47; Jalen Camp 3-27; Jahmyr Gibbs 2-26; Adonias Sanders 2-21; Marquez Ezzard 2-10; Ahmearan Brown 1-40; Jack Coco 1-7.

SU — Johnson, N. 4-87; Harris, T. 3-64; Jordan, J. 2-17; Queeley, A. 1-15; Hackett, A. 1-10; Benson, L. 1-1; Tucker, S. 1-0.

INTERCEPTIONS: GT — Zamari Wlaton.

SU — Williams, T., Carter, J., Black, J., Hanna, R.

FUMBLE RECOVERIES: GT — None.

SU — Linton, S.

FORCED FUMBLES: GT — None.

SU — Roscoe, C.

TACKLES FOR LOSS: GT — Domineck 2.0-11; Jackson 1.0-1; Griffin 1.0-1; Yondjouen 1.0-1; K. Oliver 0.5-1; Curry 0.5-0.

SU — Roscoe 2.0-15; Hanna 1.0-4; Williams 1.0-2.

SACKS: GT — Domineck 1.0-7.

SU — Roscoe 1.0-8.

	LOUISVILLE	27
	1-3, 0-3	
	GEORGIA TECH	46
	2-2, 2-1	

Game 4 • Oct. 9, 2020 • Atlanta, Ga. • Bobby Dodd Stadium (11,000)

SCORING SUMMARY

	1	2	3	4	F
Louisville	7	14	6	0	27
Georgia Tech	7	7	12	20	46

1st	9:00	GT	Jahmyr Gibbs 12 yd run (Gavin Stewart kick)	LOU 0 - GT 7
	0:24	LOU	Ford, M. 3 yd pass from Malik Cunningham (Turner, J. kick)	LOU 7 - GT 7
2nd	7:30	LOU	Malik Cunningham 2 yd run (Turner, J. kick)	LOU 14 - GT 7
	1:32	LOU	Atwell, T. 26 yd pass from Malik Cunningham (Turner, J. kick)	LOU 21 - GT 7
	0:43	GT	Jalen Camp 9 yd pass from Ahmearan Brown (Gavin Stewart kick)	LOU 21 - GT 14
3rd	7:52	GT	Jamious Griffin 3 yd run (Gavin Stewart kick blocked)	LOU 21 - GT 20
	6:34	GT	Jeff Sims 22 yd run (Jeff Sims pass failed)	LOU 21 - GT 26
	0:32	LOU	Malik Cunningham 11 yd run (Malik Cunningham pass failed)	LOU 27 - GT 26
4th	8:40	GT	Jahmyr Gibbs 19 yd pass from Jeff Sims (Jeff Sims pass failed)	LOU 27 - GT 32
	2:52	GT	Malachi Carter 34 yd pass from Jeff Sims (Gavin Stewart kick)	LOU 27 - GT 39
	0:28	GT	Dontae Smith 12 yd run (Gavin Stewart kick)	LOU 27 - GT 46

TEAM STATISTICS

	LOU	GT
First Downs.....	24.....	19.....
Rushes-Yards.....	48-242.....	34-192.....
Passing Yards.....	229.....	258.....
Pass Comp-Att-Int.....	19-33-0.....	12-22-0.....
Total Offense.....	471.....	450.....
Fumbles-Lost.....	4-3.....	0-0.....
Penalties-Yards.....	9-78.....	7-55.....
Punts-Yards (Avg./Net).....	4-158 (39.5/39.5).....	5-239 (47.8/40.6).....
Kickoffs-Yards (Avg./Net).....	5-317 (63.4/40.4).....	8-515 (64.4/40.1).....
Punt Returns (No.-Yds.-TD).....	1-16-0.....	0-0-0.....
Kickoff Returns (No.-Yds.-TD).....	5-119-0.....	1-15-0.....
Interceptions (No.-Yds.-TD).....	0-0-0.....	0-0-0.....
Fumble Returns (No.-Yds.-TD).....	0-0-0.....	0-0-0.....
Time of Possession.....	36:38.....	23:22.....
Third-Down Conversions.....	9-of-17.....	6-of-12.....
Fourth-Down Conversions.....	2-of-3.....	1-of-1.....
Red-Zone Scores-Chances.....	3-3.....	5-5.....
Sacks By (No.-Yds.).....	0-0.....	3-17.....
Field Goals.....	0-0.....	0-0.....
Points Off Turnovers.....	0.....	19.....

INDIVIDUAL STATISTICS

RUSHING: GT — Jeff Sims 7-64; Jahmyr Gibbs 13-61; Dontae Smith 8-44; Jamious Griffin 5-14; Jerry Howard Jr. 1-9.

LOU — Hawkins, J. 26-155; Malik Cunningham 14-50; Hall, H. 8-37.

PASSING: GT — Jeff Sims 11-21 0-249; Ahmearan Brown 1-1 0-9.

LOU — Malik Cunningham 19-33-0 229.

RECEIVING: GT — Jalen Camp 4-31; Malachi Carter 3-89; Jahmyr Gibbs 2-60; Adonias Sanders 1-33; Ahmearan Brown 1-30; Dylan Leonard 1-15.

LOU — Atwell, T. 6-52; Ford, M. 5-89; Hawkins, J. 3-15; Marshall, J. 2-19; Fitzpatrick, D. 1-36; Burkley, M. 1-14; Smith, B. 1-4.

INTERCEPTIONS: GT — None.

LOU — None.

FUMBLE RECOVERIES: GT — Jackson; Domineck; Jordan-Swilling.

LOU — None.

FORCED FUMBLES: GT — Domineck; C. Thomas; Jordan-Swilling.



LOU — None.

TACKLES FOR LOSS: GT — Clayton 2.5-8; Domineck 1.0-9; K. Oliver 1.0-5; C. Thomas 1.0-3; King 1.0-1; Jackson 0.5-1; Curry 0.5-1; Ryans 0.5-1.

LOU — Goldwire 1.0-1; Okeke 0.5-1; Montgomery 0.5-1.

SACKS: GT — Clayton 2.0-8; Domineck 1.0-9.

LOU — None.

	NO. 1/1 CLEMSON	73
	5-0, 4-0	
	GEORGIA TECH	7
	2-3, 2-2	

Game 5 • Oct. 17, 2020 • Atlanta, Ga. • Bobby Dodd Stadium (11,000)

SCORING SUMMARY

	1	2	3	4	F
Clemson	17	35	7	14	73
Georgia Tech	7	0	0	0	7

1st	7:55	CU	Cornell Powell 5 yd pass from Trevor Lawrence (B.T. Potter kick)	CU 7 - GT 0
	6:32	GT	Jalen Camp 59 yd pass from Jeff Sims (Jude Kelley kick)	CU 7 - GT 7
	6:14	CU	Amari Rodgers 83 yd pass from Trevor Lawrence (B.T. Potter kick)	CU 14 - GT 7
	4:03	CU	B.T. Potter 30 yd field goal	CU 17 - GT 7
2nd	12:43	CU	Davis Allen 34 yd pass from Trevor Lawrence (B.T. Potter kick)	CU 24 - GT 7
	7:05	CU	Nyles Pinckney 1 yd run (B.T. Potter kick)	CU 31 - GT 7
	3:14	CU	Frank Ladson Jr. 8 yd pass from Trevor Lawrence (B.T. Potter kick)	CU 38 - GT 7
	2:10	CU	Travis Etienne 3 yd run (B.T. Potter kick)	CU 45 - GT 7
	0:16	CU	Amari Rodgers 16 yd pass from Trevor Lawrence (B.T. Potter kick)	CU 52 - GT 7
3rd	8:21	CU	Chez Mellusi 5 yd run (B.T. Potter kick)	CU 59 - GT 7
4th	11:38	CU	Kobe Pace 7 yd pass from Hunter Helms (Aidan Swanson kick)	CU 66 - GT 7
	7:41	CU	Ajou Ajou 35 yd pass from Hunter Helms (Aidan Swanson kick)	CU 73 - GT 7

TEAM STATISTICS

	CU	GT
First Downs.....	29	7
Rushes-Yards.....	39-171	44-123
Passing Yards.....	500	81
Pass Comp-Att-Int.....	33-49-1	6-14-1
Total Offense.....	671	204
Fumbles-Lost.....	1-1	4-2
Penalties-Yards.....	2-20	3-40
Punts-Yards (Avg./Net).....	4-189 (47.2/46.2)	9-435 (48.3/46.9)
Kickoffs-Yards (Avg./Net).....	12-773 (64.4/42.0)	2-130 (65.0/52.5)
Punt Returns (No.-Yds.-TD).....	1-13-0	3-4-0
Kickoff Returns (No.-Yds.-TD).....	2-25-0	2-44-0
Interceptions (No.-Yds.-TD).....	1-31-0	1-9-0
Fumble Returns (No.-Yds.-TD).....	0-0-0	0-0-0
Time of Possession.....	35:53	24:07
Third-Down Conversions.....	9-of-17	2-of-14
Fourth-Down Conversions.....	2-of-2	0-of-3
Red-Zone Scores-Chances.....	8-8	0-0
Sacks By (No.-Yds).....	4-34	2-14
Field Goals.....	1-1	0-0
Points Off Turnovers.....	17	0

INDIVIDUAL STATISTICS

RUSHING: GT — Jahmyr Gibbs 15-67; Spence Massey 3-47; Dontae Smith 6-30; Jamious Griffin 2-7; Bruce Jordan-Swilling 3-0; Jordan Yates 2-(-5); Jeff Sims 13-(-23).

CU — Travis Etienne 11-44; Lyn-J Dixon 5-32; Michel Dukes 3-31; Chez Mellusi 5-21; Kobe Pace 4-21; Darien Rencher 4-11; Trevor Lawrence 3-6; Taisun Phommachanh 2-2; Hunter Helms 1-2; Nyles Pinckney 1-1.

PASSING: GT — Jeff Sims 6-13-1 81; Jordan Yates 0-1-0 0.
CU — Trevor Lawrence 24-32-1 404; Hunter Helms 5-7-0 74; Taisun Phommachanh 2-7-0 9; Will Spiers 2-3-0 13.

RECEIVING: GT — Jahmyr Gibbs 3-23; Jalen Camp 1-59; Ahmarean Brown 1-2; Dontae Smith 1-minus 3.
CU — Amari Rodgers 6-161; Cornell Powell 4-50; Davis Allen 3-67; Frank Ladson Jr. 3-21; Travis Etienne 2-29; E.J. Williams 2-29; Kobe Pace 2-21; Will Swinney 2-13; Ajou Ajou 1-35; Brannon Spector 1-20; Drew Swinney 1-12; J.C. Chalk 1-12; Lyn-J Dixon 1-9; Will Brown 1-9; Joseph Ngata 1-6; Jaelyn Lay 1-5; Max May 1-1.

INTERCEPTIONS: GT — Turner.

CU — Walton.

FUMBLE RECOVERIES: GT — Swilling.

CU — Henry; Mascoll.

FORCED FUMBLES: GT — Ryans.

CU — Jones, Jr.; Murphy.

TACKLES FOR LOSS: GT — Jackson 1.0-9; Askew 1.0-7; Griffin 1.0-5; Owens 1.0-2.

CU — Davis 2.0-9; Jones, Jr. 2.0-4; Murphy 1.5-8; Venables 1.0-14; Booth, Jr. 1.0-4; Williams 1.0-3; Williams 1.0-2; Charleston 1.0-1; Thomas 0.5-1; Upshaw 0.5-0; Turner 0.5-1.

SACKS: GT — Jackson 1.0-9; Griffin 1.0-5.

CU — Venables 1.0-14; Davis 1.0-8; Murphy 1.0-8; Booth, Jr. 1.0-4.

	GEORGIA TECH	27
	2-4, 2-3	
	BOSTON COLLEGE	48
	4-2, 3-2	

Game 6 • Oct. 24, 2020 • Chestnut Hill, Mass. • Alumni Stadium (N/A)

SCORING SUMMARY

	1	2	3	4	F
Georgia Tech	0	14	7	6	27
Boston College	14	20	14	0	48

1st	5:25	BC	Lewis,C 7 yd pass from Jurkovec,P (Boumerhi,A kick)	GT 0 - BC 7
	2:58	BC	Lewis,C 5 yd pass from Jurkovec,P (Boumerhi,A kick)	GT 0 - BC 14
2nd	13:04	BC	Boumerhi,A 41 yd field goal	GT 0 - BC 17
	12:12	BC	Palmer,M 33 yd fumble recovery (Boumerhi,A kick)	GT 0 - BC 24
	11:48	GT	Ahmarean Brown 32 yd pass from Jeff Sims (Gavin Stewart kick)	GT 7 - BC 24
	9:44	BC	Flowers,Z 22 yd run (Boumerhi,A kick)	GT 7 - BC 31
	7:13	GT	Peje Harris 31 yd pass from Jeff Sims (Gavin Stewart kick)	GT 14 - BC 31
	0:30	BC	Boumerhi,A 27 yd field goal	GT 14 - BC 34
3rd	12:49	BC	Bailey,D 34 yd run (Boumerhi,A kick)	GT 14 - BC 41
	5:39	GT	Jeff Sims 1 yd run (Gavin Stewart kick)	GT 21 - BC 41
	1:09	BC	Bailey,D 4 yd run (Boumerhi,A kick)	GT 21 - BC 48
4th	10:09	GT	Ahmarean Brown 2 yd run (Gavin Stewart kick failed)	GT 27 - BC 48

TEAM STATISTICS

	GT	BC
First Downs.....	19	23
Rushes-Yards.....	33-106	44-264
Passing Yards.....	256	145
Pass Comp-Att-Int.....	18-32-1	13-21-1
Total Offense.....	362	409
Fumbles-Lost.....	2-2	0-0
Penalties-Yards.....	10-62	10-102
Punts-Yards (Avg./Net).....	4-204 (51.0/51.0)	3-128 (42.7/36.0)
Kickoffs-Yards (Avg./Net).....	4-204 (51.0/32.2)	9-567 (63.0/40.6)
Punt Returns (No.-Yds.-TD).....	0-0-0	0-0-0
Kickoff Returns (No.-Yds.-TD).....	5-102-0	4-86-0
Interceptions (No.-Yds.-TD).....	0-0-0	1-0-0
Fumble Returns (No.-Yds.-TD).....	0-0-0	1-33-1
Time of Possession.....	26:05	33:25
Third-Down Conversions.....	2-of-12	3-of-9
Fourth-Down Conversions.....	2-of-4	0-of-0
Red-Zone Scores-Chances.....	2-3	5-5
Sacks By (No.-Yds).....	0-0	4-23
Field Goals.....	0-0	2-2
Points Off Turnovers.....	0	21

INDIVIDUAL STATISTICS

RUSHING: GT — Jeff Sims 12-47; Jordan Mason 6-27; James Graham 6-21; Jahmyr Gibbs 8-9; Ahmarean Brown 1-2.

BC — Jurkovec, P 7-94; Bailey, D 13-83; Levy, T 19-54; Flowers, Z 3-36; TEAM 2-(-3).

PASSING: GT — Jeff Sims 12-18-1 171; James Graham 6-13-0 85; Pressley Harvin III 0-1-0 0.

BC — Jurkovec, P 13-21-0 145.

RECEIVING: GT — Ahmarean Brown 4-75; Jahmyr Gibbs 4-37; Jalen Camp 2-25; Marquez Ezzard 2-23;

Jordan Mason 1-37; Peje Harris 1-31; Adonics Sanders 1-14; Malachi Carter 1-5; Dontae Smith 1-5; Dylan Leonard 1-4.

BC — Lewis, C 4-58; Long, H 3-39; Gill, J 2-20; Levy, T 2-13; Flowers, Z 1-11; Bailey, D 1-4.

INTERCEPTIONS: GT — None.

BC — Muse.

FUMBLE RECOVERIES: GT — None.

BC — Valdez; Palmer.

FORCED FUMBLES: GT — None.

BC — Bequette.

TACKLES FOR LOSS: GT — Domineck 1.0-4; Jackson 1.0-1; Curry 1.0-1; Walton 0.5-1; Lockhart 0.5-1.

BC — Richardson 1.5-6; McDuffie 1.0-13; Roberts 1.0-9; Sparacio 1.0-3; Maitre 1.0-3; Onwuka 0.5-5.

SACKS: GT — None.

BC — Roberts 1.0-9; Sparacio 1.0-3; Onwuka 0.5-5; Richardson 0.5-3.


NO. 4/4 NOTRE DAME 31
6-0, 5-0

GEORGIA TECH 13
2-5, 2-4
Game 7 • Oct. 31, 2020 • Atlanta, Ga. • Bobby Dodd Stadium (11,000)
SCORING SUMMARY

	1	2	3	4	F
Notre Dame	7	10	7	7	31
Georgia Tech	0	7	0	6	13

1st 6:16	ND	Joe Wilkins, Jr. 8 yd pass from Ian Book (Jonathan Doerer kick)	ND 7 - GT 0
2nd 14:42	GT	Zamari Walton 93 yd fumble recovery (Jude Kelley kick)	ND 7 - GT 7
10:47	ND	Kyren Williams 2 yd run (Jonathan Doerer kick)	ND 14 - GT 7
1:49	ND	Jonathan Doerer 32 yd field goal	ND 17 - GT 7
3rd 10:43	ND	Kyren Williams 4 yd run (Jonathan Doerer kick)	ND 24 - GT 7
4th 12:59	ND	C'Bo Flemister 3 yd run (Jonathan Doerer kick)	ND 31 - GT 7
7:15	GT	Jordan Mason 1 yd run (Adonias Sanders rush failed)	ND 31 - GT 13

TEAM STATISTICS

	ND	GT
First Downs.....	24	17
Rushes-Yards.....	44-227	33-88
Passing Yards.....	199	150
Pass Comp-Att-Int.....	18-26-0	15-26-0
Total Offense.....	426	238
Fumbles-Lost.....	1-1	3-1
Penalties-Yards.....	5-50	6-50
Punts-Yards (Avg./Net).....	3-119 (39.7/38.7)	4-165 (41.2/36.2)
Kickoffs-Yards (Avg./Net).....	6-313 (52.2/42.2)	2-125 (62.5/43.0)
Punt Returns (No.-Yds.-TD).....	0-0-0	3-3-0
Kickoff Returns (No.-Yds.-TD).....	2-39-0	1-10-0
Interceptions (No.-Yds.-TD).....	0-0-0	0-0-0
Fumble Returns (No.-Yds.-TD).....	0-0-0	1-93-1
Time of Possession.....	36:54	23:06
Third-Down Conversions.....	10-of-15	5-of-12
Fourth-Down Conversions.....	0-of-0	0-of-2
Red-Zone Scores-Chances.....	5-7	1-2
Sacks By (No.-Yds.).....	5-34	2-10
Field Goals.....	1-1	0-1
Points Off Turnovers.....	7	7

INDIVIDUAL STATISTICS
RUSHING: GT — Jahmyr Gibbs 14-61; Jordan Mason 7-25; Jeff Sims 12-2.

ND — Kyren Williams 15-76; C'Bo Flemister 15-58; Chris Tyree 5-47; Ian Book 9-46.

PASSING: GT — 15-26-0 150.

ND — Ian Book 18-26-0 199.

RECEIVING: GT — Jahmyr Gibbs 5-49; Jalen Camp 3-64; Adonias Sanders 2-14; Marquez Ezzard 1-13;

Nate McCollum 1-5; Dylan Leonard 1-4; Jack Coco 1-3; Jordan Mason 1-(-2).

ND — Javon McKinley 5-93; Avery Davis 4-29; Michael Mayer 3-15; Kyren Williams 2-24; Brock Wright 1-11;

Tommy Tremble 1-11; Joe Wilkins, Jr. 1-8; Ben Skowronek 1-8.

INTERCEPTIONS: GT — None.

ND — None.

FUMBLE RECOVERIES: GT — Walton.

ND — Tagovailoa-Amosa.

FORCED FUMBLES: GT — J. Thomas.

ND — Hayes (2).

TACKLES FOR LOSS: GT — Brooks 2.0-6; K. Oliver 1.0-6; Domineck 1.0-5; Ivey 1.0-3; Jackson 1.0-2; Curry 1.0-1.

ND — Hayes 2.0-14; Hamilton 2.0-8; Crawford 1.0-8; Foskey 1.0-8; Tagovailoa-Amosa 1.0-5; Ogundej 1.0-4; White 1.0-1.

SACKS: GT — K. Oliver 1.0-6; Brooks 1.0-4.

ND — Hayes 2.0-14; Crawford 1.0-8; Foskey 1.0-8; Ogundej 1.0-4.


DUKE 33
2-7, 1-7

GEORGIA TECH 56
3-5, 3-4
Game 8 • Nov. 28, 2020 • Atlanta, Ga. • Bobby Dodd Stadium (11,000)
SCORING SUMMARY

	1	2	3	4	F
Duke	7	19	7	0	33
Georgia Tech	14	14	14	14	56

1st 13:44	GT	Jahmyr Gibbs 61 yd run (Gavin Stewart kick)	DU 0 - GT 7
8:39	DU	Shaka Heyward 0 yd fumble recovery (Charlie Ham kick)	DU 7 - GT 7
6:11	GT	Malachi Carter 12 yd pass from Jeff Sims (Gavin Stewart kick)	DU 7 - GT 14
2nd 13:50	DU	Mataeo Durant 1 yd run (Charlie Ham kick)	DU 14 - GT 14
9:15	GT	Jahmyr Gibbs 26 yd run (Gavin Stewart kick)	DU 14 - GT 21
2:23	DU	Mataeo Durant 30 yd pass from Chase Brice (Charlie Ham kick)	DU 21 - GT 21
1:57	DU	Shaka Heyward safety	DU 23 - GT 21
1:42	GT	Jordan Domineck 0 yd fumble recovery (Gavin Stewart kick)	DU 23 - GT 28
0:07	DU	Charlie Ham 35 yd field goal	DU 26 - GT 28
3rd 10:54	GT	Jalen Camp 24 yd pass from Jeff Sims (Gavin Stewart kick)	DU 26 - GT 35
2:15	DU	Jarett Garner 28 yd pass from Chase Brice (Charlie Ham kick)	DU 33 - GT 35
0:33	GT	Adonias Sanders 24 yd pass from Jeff Sims (Gavin Stewart kick)	DU 33 - GT 42
4th 10:13	GT	Dontae Smith 36 yd run (Gavin Stewart kick)	DU 33 - GT 49
4:42	GT	Dontae Smith 22 yd run (Gavin Stewart kick)	DU 33 - GT 56

TEAM STATISTICS

	DU	GT
First Downs.....	23	23
Rushes-Yards.....	40-68	48-377
Passing Yards.....	314	146
Pass Comp-Att-Int.....	23-47-1	13-23-1
Total Offense.....	382	523
Fumbles-Lost.....	4-4	3-2
Penalties-Yards.....	8-63	11-112
Punts-Yards (Avg./Net).....	6-264 (44.0/44.8)	3-124 (41.3/41.3)
Kickoffs-Yards (Avg./Net).....	6-369 (61.5/48.2)	10-658 (65.8-44.3)
Punt Returns (No.-Yds.-TD).....	0-0-0	2-(-5)-0
Kickoff Returns (No.-Yds.-TD).....	9-190-0	2-30-0
Interceptions (No.-Yds.-TD).....	1-33-0	1-43-0
Fumble Returns (No.-Yds.-TD).....	0-0-1	0-0-1
Time of Possession.....	32:02	27:57
Third-Down Conversions.....	6-of-17	9-of-14
Fourth-Down Conversions.....	1-of-3	0-of-2
Red-Zone Scores-Chances.....	2-2	1-1
Sacks By (No.-Yds.).....	2-16	4-21
Field Goals.....	1-1	0-0
Points Off Turnovers.....	10	21

INDIVIDUAL STATISTICS
RUSHING: GT — Jeff Sims 12-108; Jordan Mason 21-105; Jahmyr Gibbs 6-91; Dontae Smith 5-60; Jerry Howard Jr. 2-8; Nate McCollum 1-7; Team 1-(-2).

DU — Deon Jackson 9-54; Mataeo Durant 15-50; Gunnar Holmberg 2-10; Noah Gray 1-2; Jalon Calhoun 1-(-4); Chase Brice 11-(-13); Team 1-(-31).

PASSING: GT — Jeff Sims 13-23-1 146.

DU — Chase Brice 19-40-1 273; Gunnar Holmberg 3-6-0 30; Noah Gray 1-1-0 11.

RECEIVING: GT — Jahmyr Gibbs 4-48; Jalen Camp 2-30; Malachi Carter 2-26; Peje Harris 2-8; Adonias Sanders 1-24; Jordan Mason 1-6; Jack Coco 1-4.

DU — Jalon Calhoun 4-50; Mataeo Durant 3-48; Jake Bobo 3-39; Deon Jackson 3-22; Dennis Smith 2-57; Jarett Garner 2-36; Eli Pancol 2-25; Jake Marwede 2-12; Noah Gray 1-14; DeWayne Carter 1-11.

INTERCEPTIONS: GT — Carpenter.

DU — Carter II.

FUMBLE RECOVERIES: GT — Swilling; Domineck; K. Olivier; Owens.

DU — Heyward; Jordan.

FORCED FUMBLES: GT — Curry; Domineck.

DU — Rumph II.

TACKLES FOR LOSS: GT — Domineck 2.5-7; K. Oliver 1.5-9; Carpenter 1.5-2; Stone 1.0-6; Walker 1.0-4; Lockhart 0.5-0.

DU — Rumph II 2.5-11; Waters 2.0-4; Heyward 1.5-8; Carter 1.0-5; Thompson 1.0-2; Carter II 1.0-2; Jordan 0.5-4.

SACKS: GT — Domineck 2.0-7; K. Oliver 1.0-8; Stone 1.0-6.

DU — Heyward 1.0-7; Rumph 0.5-5; Jordan 0.5-4.

2020 Georgia Tech Football
Georgia Tech Game Results (as of Nov 30, 2020)
All games

Date	Opponent		Score	Overall	Conference	Time	Attend
* Sep 12, 2020	at Florida St.	W	16-13	1-0	1-0	5:02	17538
Sep 19, 2020	#14 UCF	L	21-49	1-1	1-0	3:50	11000
* Sep 26, 2020	at Syracuse	L	20-37	1-2	1-1	4:02	
* Oct 09, 2020	LOUISVILLE	W	46-27	2-2	2-1	3:32	11000
* Oct 17, 2020	#1 CLEMSON	L	7-73	2-3	2-2	3:22	11000
* Oct 24, 2020	at Boston College	L	27-48	2-4	2-3	3:22	
* Oct 31, 2020	#4 NOTRE DAME	L	13-31	2-5	2-4	3:10	11000
* Nov 28, 2020	DUKE	W	56-33	3-5	3-4	3:48	11000

2020 Georgia Tech Football
Georgia Tech Overall Team Statistics (as of Nov 30, 2020)
All games

Team Statistics	GT	OPP
SCORING	206	311
Points Per Game	25.8	38.9
Points Off Turnovers	56	93
FIRST DOWNS	155	189
Rushing	79	83
Passing	64	93
Penalty	12	13
RUSHING YARDAGE	1549	1487
Yards gained rushing	1790	1726
Yards lost rushing	241	239
Rushing Attempts	328	342
Average Per Rush	4.7	4.3
Average Per Game	193.6	185.9
TDs Rushing	16	17
PASSING YARDAGE	1590	2196
Comp-Att-Int	120-220-11	169-286-5
Average Per Pass	7.2	7.7
Average Per Catch	13.2	13.0
Average Per Game	198.8	274.5
TDs Passing	12	21
TOTAL OFFENSE	3139	3683
Total Plays	548	628
Average Per Play	5.7	5.9
Average Per Game	392.4	460.4
KICK RETURNS: #-Yards	20-398	26-534
PUNT RETURNS: #-Yards	15-65	4-58
INT RETURNS: #-Yards	5-77	11-261
KICK RETURN AVERAGE	19.9	20.5
PUNT RETURN AVERAGE	4.3	14.5
INT RETURN AVERAGE	15.4	23.7
FUMBLES-LOST	18-11	15-12
PENALTIES-Yards	69-552	57-504
Average Per Game	69.0	63.0
PUNTS-Yards	39-1842	32-1434
Average Per Punt	47.2	44.8
Net punt average	44.7	41.5
KICKOFFS-Yards	37-2258	57-3541
Average Per Kick	61.0	62.1
Net kick average	39.8	41.5
TIME OF POSSESSION/Game	27:06	32:50
3RD-DOWN Conversions	45/113	58/123
3rd-Down Pct	40%	47%
4TH-DOWN Conversions	6/18	10/19
4th-Down Pct	33%	53%
SACKS BY-Yards	17-114	17-120
MISC YARDS	0	19
TOUCHDOWNS SCORED	30	41
FIELD GOALS-ATTEMPTS	1-6	8-10
ON-SIDE KICKS	2-3	0-0
RED-ZONE SCORES	(16-24) 67%	(32-37) 86%
RED-ZONE TOUCHDOWNS	(15-24) 63%	(26-37) 70%
PAT-ATTEMPTS	(23-26) 88%	(39-40) 98%
ATTENDANCE	55000	17538
Games/Avg Per Game	5/11000	3/5846
Neutral Site Games		0/0

Score by Quarters	1st	2nd	3rd	4th	OT	Total
Georgia Tech	35	62	47	62	0	206
Opponents	86	125	51	49	0	311

2020 Georgia Tech Football
Georgia Tech Overall Individual Statistics (as of Nov 30, 2020)
All games

Rushing	gp-gs	att	gain	loss	net	avg	td	lg	avg/g
Jahmyr Gibbs	7-6	89	493	33	460	5.2	4	61	65.7
Jeff Sims	8-8	93	521	136	385	4.1	4	28	48.1
Dontae Smith	8-0	33	270	17	253	7.7	3	36	31.6
Jordan Mason	4-1	48	229	17	212	4.4	2	48	53.0
Jamious Griffin	6-1	39	171	10	161	4.1	2	16	26.8
Spence Massey	3-0	3	47	0	47	15.7	0	41	15.7
James Graham	1-0	6	24	3	21	3.5	0	8	21.0
Jerry Howard Jr.	8-0	3	17	0	17	5.7	0	9	2.1
Nate McCollum	4-0	1	7	0	7	7.0	0	7	1.8
Bruce Jordan-Swilli	6-0	4	5	1	4	1.0	0	4	0.7
Ahmarean Brown	7-7	2	2	3	-1	-0.5	1	2	-0.1
Team	3-0	3	0	8	-8	-2.7	0	0	-2.7
Jordan Yates	2-0	4	4	13	-9	-2.2	0	4	-4.5
Total	8	328	1790	241	1549	4.7	16	61	193.6
Opponents	8	342	1726	239	1487	4.3	17	38	185.9

Passing	gp-gs	effic	comp	att	in	pct	yds	td	lg	avg/g
Jeff Sims	8-8	125.94	111-199	11	55.8	1492	11	59	186.5	
James Graham	1-0	101.08	6-13	0	46.2	85	0	28	85.0	
Jordan Yates	2-0	46.72	2-5	0	40.0	4	0	4	2.0	
Team	3-0	0.00	0-1	0	0.0	0	0	0	0.0	
Ahmarean Brown	7-7	505.60	1-1	0	100.	9	1	9	1.3	
Pressley Harvin III	7-0	0.00	0-1	0	0.0	0	0	0	0.0	
Total	8	123.25	120-220	11	54.5	1590	12	59	198.8	
Opponents	8	144.32	169-286	5	59.1	2196	21	83	274.5	

Receiving	gp-gs	no.	yds	avg	td	lg	avg/g
Jahmyr Gibbs	7-6	24	303	12.6	3	42	43.3
Jalen Camp	8-7	22	320	14.5	3	59	40.0
Malachi Carter	8-8	17	244	14.4	3	41	30.5
Ahmarean Brown	7-7	11	183	16.6	1	40	26.1
Marquez Ezzard	8-0	9	124	13.8	0	45	15.5
Adonias Sanders	8-1	8	111	13.9	1	33	13.9
Peje Harris	7-1	6	84	14.0	1	31	12.0
Dontae Smith	8-0	6	52	8.7	0	20	6.5
Jordan Mason	4-1	4	59	14.8	0	37	14.8
Jack Coco	8-1	4	22	5.5	0	8	2.8
Jamious Griffin	6-1	3	45	15.0	0	25	7.5
Dylan Leonard	5-2	3	23	7.7	0	15	4.6
Dylan Deveney	5-4	2	15	7.5	0	8	3.0
Nate McCollum	4-0	1	5	5.0	0	5	1.2
Total	8	120	1590	13.2	12	59	198.8
Opponents	8	169	2196	13.0	21	83	274.5

Punt Returns	no.	yds	avg	td	lg
Marquez Ezzard	7	55	7.9	0	18
Nate McCollum	5	-1	-0.2	0	5
Miles Brooks	1	0	0.0	0	0
Ahmarean Brown	1	4	4.0	0	4
Josh Blancato	1	7	7.0	0	7
Total	15	65	4.3	0	18
Opponents	4	58	14.5	0	16

Interceptions	no.	yds	avg	td	lg
Zamari Walton	2	14	7.0	0	9
Quez Jackson	1	17	17.0	0	17
Tariq Carpenter	1	43	43.0	0	43
Juanyeh Thomas	1	3	3.0	0	3
Total	5	77	15.4	0	43
Opponents	11	261	23.7	1	47

Kick Returns	no.	yds	avg	td	lg
Dontae Smith	10	176	17.6	0	30
Jahmyr Gibbs	8	205	25.6	0	75
Juanyeh Thomas	2	17	8.5	0	13
Total	20	398	19.9	0	75
Opponents	26	534	20.5	0	49

Fumble Returns	no.	yds	avg	td	lg
Avery Showell	1	4	4.0	0	4
David Curry	1	19	19.0	0	19
Zamari Walton	1	93	93.0	1	93
Jordan Domineck	0	0	0.0	1	0
Total	3	116	38.7	2	93
Opponents	1	33	33.0	2	33

2020 Georgia Tech Football
Georgia Tech Overall Individual Statistics (as of Nov 30, 2020)
All games

Scoring	td	fg	PAT				dx	saf	pts
			kick	rush	rcv	pass			
Jahmyr Gibbs	7	-	-	-	-	-	-	-	42
Jeff Sims	4	-	-	-	-	0-2	-	-	24
Gavin Stewart	-	0-1	19-21	-	-	-	-	-	19
Dontae Smith	3	-	-	-	-	-	-	-	18
Malachi Carter	3	-	-	-	-	-	-	-	18
Jalen Camp	3	-	-	-	-	-	-	-	18
Jordan Mason	2	-	-	-	-	-	-	-	12
Ahmarean Brown	2	-	-	-	-	-	-	-	12
Jamious Griffin	2	-	-	-	-	-	-	-	12
Jude Kelley	-	1-5	4-5	-	-	-	-	-	7
Peje Harris	1	-	-	-	-	-	-	-	6
Adonias Sanders	1	-	-	0-1	-	-	-	-	6
Zamari Walton	1	-	-	-	-	-	-	-	6
Jordan Domineck	1	-	-	-	-	-	-	-	6
Pressley Harvin III	-	-	-	0-1	-	-	-	-	0
Total	30	1-6	23-26	0-2	-	0-2	-	-	206
Opponents	41	8-10	39-40	-	-	0-1	-	1	311

Total Offense	g	plays	rush	pass	total	avg/g
Jeff Sims	8	292	385	1492	1877	234.6
Jahmyr Gibbs	7	89	460	0	460	65.7
Dontae Smith	8	33	253	0	253	31.6
Jordan Mason	4	48	212	0	212	53.0
Jamious Griffin	6	39	161	0	161	26.8
James Graham	1	19	21	85	106	106.0
Spence Massey	3	3	47	0	47	15.7
Jerry Howard Jr.	8	3	17	0	17	2.1
Ahmarean Brown	7	3	-1	9	8	1.1
Nate McCollum	4	1	7	0	7	1.8
Bruce Jordan-Swilli	6	4	4	0	4	0.7
Jordan Yates	2	9	-9	4	-5	-2.5
Team	3	4	-8	0	-8	-2.7
Total	8	548	1549	1590	3139	392.4
Opponents	8	628	1487	2196	3683	460.4

Field Goals	fg	pct.	01-19	20-29	30-39	40-49	50-99	lg	blk
Jude Kelley	1-5	20.0	0-0	0-2	1-2	0-1	0-0	32	3
Gavin Stewart	0-1	0.0	0-0	0-1	0-0	0-0	0-0	0	1

FG Sequence	Georgia Tech	Opponents
Florida St.	22,38,(32)	(37),46,(53)
UCF	27	-
Syracuse	26	(47),53
Louisville	-	-
Clemson	-	(30)
Boston College	-	(41),(27)
Notre Dame	44	(32)
Duke	-	(35)

Punting	no.	yds	avg	lg	tb	fc	i20	50+	blk
Pressley Harvin III	36	171	47.7	70	2	19	15	17	0
Austin Kent	3	124	41.3	51	0	3	0	1	0
Total	39	184	47.2	70	2	22	15	18	0
Opponents	32	143	44.8	70	2	5	10	10	0

Kickoffs	no.	yds	avg	tb	ob	retn	net yd	ln
Austin Kent	33	211	64.0	10	0			
Gavin Stewart	3	138	46.0	0	0			
Jude Kelley	1	9	9.0	0	0			
Total	37	225	61.0	10	0	20.5	39.8	25
Opponents	57	354	62.1	31	3	19.9	41.5	23

Numbers in (parentheses) indicate field goal was made.

2020 Georgia Tech Football
Georgia Tech Overall Individual Statistics (as of Nov 30, 2020)
All games

All Purpose	g	rush	rcv	pr	kr	ir	total	avg/g
Jahmyr Gibb	7	460	303	0	205	0	968	138.3
Dontae Smith	8	253	52	0	176	0	481	60.1
Jeff Sims	8	385	0	0	0	0	385	48.1
Jalen Camp	8	0	320	0	0	0	320	40.0
Jordan Maso	4	212	59	0	0	0	271	67.8
Malachi Cart	8	0	244	0	0	0	244	30.5
Jamious Griff	6	161	45	0	0	0	206	34.3
Ahmarean Br	7	-1	183	4	0	0	186	26.6
Marquez Ezz	8	0	124	55	0	0	179	22.4
Adonidas San	8	0	111	0	0	0	111	13.9
Peje Harris	7	0	84	0	0	0	84	12.0
Spence Mass	3	47	0	0	0	0	47	15.7
Tariq Carpent	8	0	0	0	0	43	43	5.4
Dylan Leonar	5	0	23	0	0	0	23	4.6
Jack Coco	8	0	22	0	0	0	22	2.8
James Graha	1	21	0	0	0	0	21	21.0
Juanyeh Tho	8	0	0	0	17	3	20	2.5
Quez Jackso	8	0	0	0	0	17	17	2.1
Jerry Howard	8	17	0	0	0	0	17	2.1
Dylan Deven	5	0	15	0	0	0	15	3.0
Zamari Walto	8	0	0	0	0	14	14	1.8
Nate McCollu	4	7	5	-1	0	0	11	2.8
Josh Blancat	8	0	0	7	0	0	7	0.9
Bruce Jordan	6	4	0	0	0	0	4	0.7
Team	3	-8	0	0	0	0	-8	-2.7
Jordan Yates	2	-9	0	0	0	0	-9	-4.5
Total	8	1549	1590	65	398	77	3679	459.9
Opponents	8	1487	2196	58	534	261	4536	567.0

2020 Georgia Tech Football
Georgia Tech Overall Defensive Statistics (as of Nov 30, 2020)
All games

#	Defensive Leaders	gp-gs	Tackles				Sacks no-yds	Pass defense			Fumbles		blkd	
			ua	a	tot	tfl/yds		int-yds	brup	qbh	rcv-yds	ff	kick	saf
44	Quez Jackson	8-8	40	25	65	4.5-14	1.0-9	1-17	2	1	1-0	.	.	.
6	David Curry	8-8	31	27	58	5.0-12	1.0-4	.	2	.	1-19	1	.	.
1	Juanyeh Thomas	8-8	33	14	47	.	.	1-3	.	.	.	1	.	.
39	Wesley Walker	8-3	21	14	35	1.0-4	.	.	3
42	Jordan Domineck	8-4	20	11	31	7.5-36	4.0-23	.	1	1	2-0	3	.	.
2K	Kaleb Oliver	8-4	17	13	30	4.0-21	2.0-14	.	3	.	1-0	.	.	.
2	Tariq Carpenter	8-7	22	8	30	1.5-2	.	1-43	4
2D	Zamari Walton	8-8	17	10	27	0.5-1	.	2-14	3	.	1-93	.	.	.
13	Avery Showell	8-1	17	7	24	.	.	.	2	.	1-4	.	.	.
0	Djimon Brooks	8-8	11	11	22	3.0-7	1.0-4	.	1	2	1-0	.	.	.
3	Tre Swilling	5-5	11	8	19	.	.	.	1	.	2-0	.	.	.
25	Charlie Thomas	8-2	10	7	17	4.0-23	2.0-17	.	.	1	.	1	.	.
17	Demetrius Knight II	6-0	11	6	17	1.0-1	1	.	.
94	Mike Lockhart	7-3	5	11	16	2.0-3	.	.	.	1
92	JaQuon Griffin	8-3	11	3	14	2.0-6	1.0-5	.	.	1
1X	Chico Bennett Jr	8-2	6	7	13	1.5-2	.	.	.	1
1	Derrik Allen	7-0	5	7	12
16	Myles Sims	7-2	10	2	12	.	.	.	2
98	Curtis Ryans	7-2	6	5	11	2.5-25	2.0-24	3	.	.
14	Jaylon King	8-0	5	5	10	1.0-1
9	Antonneous Clayton	5-4	6	3	9	2.5-8	2.0-8
8	Tobias Oliver	7-0	5	3	8
24	Kenan Johnson	7-1	4	4	8	.	.	.	1
99	D'Quon Douse	7-2	3	3	6	1	.
3Y	Sylvain Yondjouen	3-2	3	2	5	2.5-7	.	.	.	1
26	Josh Blancato	8-0	2	2	4
89	Antwan Owens	4-0	2	2	4	1.0-2	1-0	.	.	.
29	Bruce Jordan-Swillin	6-0	4	.	4	1-0	1	.	.
18	Peje Harris	7-1	1	2	3
35	Jared Ivey	7-0	1	2	3	1.0-3	.	.	.	1
3D	Kyle Kennard	4-0	3	.	3
4A	Jaytlin Askew	8-0	1	1	2	1.0-7
97	Akelo Stone	4-0	1	1	2	1.0-6	1.0-6
2B	Jordan Mason	4-1	2	.	2
10	Jeff Sims	8-8	2	.	2
28	Dontae Smith	8-0	1	1	2
5	Jerry Howard Jr.	8-0	2	.	2
52	Justice Dingle	4-0	.	1	1
45	Tony Amerson	3-0	1	.	1
91	Emmanuel Johnson	5-0	.	1	1
80	Dylan Leonard	5-2	1	.	1
33	Tyson Meiguez	5-0	.	1	1
1S	Adonicas Sanders	8-1	1	.	1
95	Jahaziel Lee	4-0	1	.	1
78	Jack DeFoor	8-8	1	.	1
48	Austin Kent	8-0	1	.	1
21	Jahmyr Gibbs	7-6	1	.	1
Total		8	359	230	589	50-191	17-114	5-77	25	10	12-116	11	1	.
Opponents		8	320	190	510	55-229	17-120	11-261	17	19	11-33	10	6	1

2020 Georgia Tech Football
Georgia Tech Passing Game-by-Game (as of Nov 30, 2020)
All games

#10 Sims, J.	Comp	Att	Int	Pct	Yards	TD	Long	Sacked	Effic
Florida St.	23	34	2	67.6	277	1	45	1-5	134.02
UCF	18	36	2	50.0	244	1	25	0-0	104.99
Syracuse	13	28	4	46.4	174	1	40	0-0	81.84
Louisville	11	21	0	52.4	249	2	41	0-0	183.41
Clemson	6	13	1	46.2	81	1	59	4-34	108.49
Boston College	12	18	1	66.7	171	2	37	3-20	172.02
Notre Dame	15	26	0	57.7	150	0	39	5-34	106.15
Duke	13	23	1	56.5	146	3	42	2-16	144.19
TOTALS	111	199	11	55.8	1492	11	59	15-109	125.94

#4 Graham, J.	Comp	Att	Int	Pct	Yards	TD	Long	Sacked	Effic
Boston College	6	13	0	46.2	85	0	28	1-3	101.08
TOTALS	6	13	0	46.2	85	0	28	1-3	101.08

#1Q Yates, J.	Comp	Att	Int	Pct	Yards	TD	Long	Sacked	Effic
Syracuse	2	4	0	50.0	4	0	4	1-8	58.40
Clemson	0	1	0	0.0	0	0	0	0-0	0.00
TOTALS	2	5	0	40.0	4	0	4	1-8	46.72

#2W Brown, Ah.	Comp	Att	Int	Pct	Yards	TD	Long	Sacked	Effic
Louisville	1	1	0	100.0	9	1	9	0-0	505.60
TOTALS	1	1	0	100.0	9	1	9	0-0	505.60

#27 Harvin III, P.	Comp	Att	Int	Pct	Yards	TD	Long	Sacked	Effic
Boston College	0	1	0	0.0	0	0	0	0-0	0.00
TOTALS	0	1	0	0.0	0	0	0	0-0	0.00

#TM Team	Comp	Att	Int	Pct	Yards	TD	Long	Sacked	Effic
UCF	0	1	0	0.0	0	0	0	0-0	0.00
TOTALS	0	1	0	0.0	0	0	0	0-0	0.00

2020 Georgia Tech Football
Georgia Tech Rushing/Receiving Game-by-Game (as of Nov 30, 2020)
All games

RUSHING	No-Yds/TD	FSU	UCF	SU	LOU	CU	BC	ND	DU
Gibbs, J.	89-460/4	DNP	15-66/1	18-105/	13-61/1	15-67/0	8-9/0	14-61/0	6-91/2
Sims, J.	93-385/4	13-64/0	16-82/1	8-41/1	7-64/1	13--23/0	12-47/1	12-2/0	12-108/
Smith, Dontae	33-253/3	1-9/0	5-35/0	8-75/0	8-44/1	6-30/0	-	-	5-60/2
Mason, J.	48-212/2	14-55/1	DNP	DNP	DNP	DNP	6-27/0	7-25/1	21-105/
Griffin, J.	39-161/2	9-42/0	8-44/0	15-54/1	5-14/1	2-7/0	-	DNP	DNP
Massey, S.	3-47/0	DNP	DNP	-	DNP	3-47/0	-	DNP	DNP
Graham, J.	6-21/0	DNP	DNP	DNP	DNP	DNP	6-21/0	DNP	DNP
Howard, J.	3-17/0	-	-	-	1-9/0	-	-	-	2-8/0
McCollum, N.	1-7/0	DNP	DNP	DNP	DNP	-	-	-	1-7/0
Jordan-Swilling	4-4/0	DNP	DNP	1-4/0	-	3-0/0	-	-	-
Brown, Ah.	2--1/1	1--3/0	-	-	-	-	1-2/1	-	DNP
Team	3--8/0	2--6/0	-	DNP	DNP	DNP	DNP	DNP	1--2/0
Yates, J.	4--9/0	DNP	DNP	2--4/0	DNP	2--5/0	DNP	DNP	DNP

RECEIVING	No-Yds/TD	FSU	UCF	SU	LOU	CU	BC	ND	DU
Camp, J.	22-320/3	5-57/0	2-27/0	3-27/0	4-31/1	1-59/1	2-25/0	3-64/0	2-30/1
Gibbs, J.	24-303/3	DNP	4-60/1	2-26/1	2-60/1	3-23/0	4-37/0	5-49/0	4-48/0
Carter, M.	17-244/3	6-66/1	1-11/0	4-47/0	3-89/1	-	1-5/0	-	2-26/1
Brown, Ah.	11-183/1	3-25/0	1-11/0	1-40/0	1-30/0	1-2/0	4-75/1	-	DNP
Ezzard M.	9-124/0	1-45/0	3-33/0	2-10/0	-	-	2-23/0	1-13/0	-
Sanders, A.	8-111/1	1-5/0	-	2-21/0	1-33/0	-	1-14/0	2-14/0	1-24/1
Harris, P.	6-84/1	1-7/0	2-38/0	-	DNP	-	1-31/1	-	2-8/0
Mason, J.	4-59/0	1-18/0	DNP	DNP	DNP	DNP	1-37/0	1--2/0	1-6/0
Smith, Dontae	6-52/0	2-32/0	2-18/0	-	-	1--3/0	1-5/0	-	-
Griffin, J.	3-45/0	1-7/0	2-38/0	-	-	-	-	DNP	DNP
Leonard, D.	3-23/0	DNP	DNP	DNP	1-15/0	-	1-4/0	1-4/0	-
Coco, J.	4-22/0	-	1-8/0	1-7/0	-	-	-	1-3/0	1-4/0
Deveney, D.	2-15/0	2-15/0	DNP	DNP	-	-	DNP	-	-
McCollum, N.	1-5/0	DNP	DNP	DNP	DNP	-	-	1-5/0	-

2020 Georgia Tech Football
Georgia Tech Total Tackles Game-by-Game (as of Nov 30, 2020)
All games

Total Tackles	UA-A	Total	FSU	UCF	SU	LOU	CU	BC	ND	DU
Jackson, Q.	40-25	65	7-2	4-5	5-1	4-5	2-2	5-4	7-4	6-2
Curry, D.	31-27	58	4-2	4-4	4-3	2-5	3-1	5-3	2-4	7-5
Thomas, Jua.	33-14	47	1-3	2-1	7-3	4-2	4-2	4-1	7-0	4-2
Walker, W.	21-14	35	1-1	3-2	3-0	5-2	3-1	3-2	0-3	3-3
Domineck, J.	20-11	31	3-0	2-1	3-1	2-4	2-1	2-2	3-0	3-2
Carpenter, T.	22-8	30	2-1	5-0	3-0	3-1	2-2	3-3	-	4-1
Oliver, K.	17-13	30	2-1	4-1	1-1	2-1	3-2	0-2	4-3	1-2
Walton, Z.	17-10	27	4-3	3-0	-	4-1	3-1	2-3	1-2	-
Showell, A.	17-7	24	2-1	4-3	2-0	0-1	6-1	0-1	2-0	1-0
Brooks, D.	11-11	22	1-2	2-1	3-1	0-2	1-1	-	2-2	2-2
Swilling, T.	11-8	19	DNP	DNP	DNP	1-4	1-0	1-2	3-1	5-1
Knight, D.	11-6	17	2-2	3-1	1-0	2-1	1-0	DNP	2-2	DNP
Thomas, C.	10-7	17	-	4-2	-	2-0	2-2	1-0	0-2	1-1
Lockhart, M.	5-11	16	1-2	1-1	2-0	DNP	0-2	1-4	0-1	0-1
Griffin, Jaq.	11-3	14	1-0	-	5-0	1-0	3-0	0-1	1-1	0-1
Bennett, C.	6-7	13	1-2	1-1	-	0-2	2-0	-	1-1	1-1
Allen, D.	5-7	12	-	0-1	1-0	1-3	2-0	DNP	-	1-3
Sims, M.	10-2	12	4-1	3-1	-	1-0	DNP	-	2-0	-
Ryans, C.	6-5	11	3-1	DNP	-	0-2	2-1	1-1	-	-
King, J.	5-5	10	-	-	2-0	1-2	0-1	1-1	-	1-1
Clayton, A.	6-3	9	DNP	DNP	2-0	2-3	1-0	1-0	DNP	-
Johnson, K.	4-4	8	2-1	1-0	-	0-3	-	-	DNP	1-0
Oliver, T.	5-3	8	-	1-0	-	-	DNP	2-1	1-2	1-0
Douse, D.	3-3	6	-	1-0	-	1-3	-	-	DNP	1-0
Yondjouen, S.	3-2	5	0-2	1-0	2-0	DNP	DNP	DNP	DNP	DNP
Blancato, J.	2-2	4	1-2	-	-	-	-	-	-	1-0
Jordan-Swilling	4-0	4	DNP	DNP	-	1-0	2-0	-	-	1-0
Owens, A.	2-2	4	DNP	DNP	DNP	DNP	2-1	-	0-1	-
Ivey, J.	1-2	3	DNP	-	-	-	0-1	0-1	1-0	-
Kennard, K.	3-0	3	DNP	DNP	DNP	1-0	DNP	-	1-0	1-0
Harris, P.	1-2	3	0-1	0-1	1-0	DNP	-	-	-	-
Stone, A.	1-1	2	DNP	DNP	DNP	0-1	DNP	-	-	1-0
Sims, J.	2-0	2	-	-	-	-	1-0	-	-	1-0
Mason, J.	2-0	2	2-0	DNP	DNP	DNP	DNP	-	-	-
Askew, J.	1-1	2	-	-	-	-	1-0	-	0-1	-
Smith, Dontae	1-1	2	-	-	-	1-1	-	-	-	-
Howard, J.	2-0	2	-	-	1-0	-	-	-	-	1-0
Lee, J.	1-0	1	1-0	-	-	-	DNP	DNP	DNP	DNP
Gibbs, J.	1-0	1	DNP	-	-	-	1-0	-	-	-
Kent, A.	1-0	1	-	-	-	1-0	-	-	-	-
Meiguez, T.	0-1	1	DNP	-	-	DNP	DNP	-	-	0-1
Dingle, J.	0-1	1	DNP	DNP	DNP	0-1	-	-	-	DNP
Sanders, A.	1-0	1	-	-	1-0	-	-	-	-	-
Johnson, E.	0-1	1	DNP	-	-	-	DNP	DNP	-	0-1
Leonard, D.	1-0	1	DNP	DNP	DNP	-	1-0	-	-	-
Defoor, J.	1-0	1	1-0	-	-	-	-	-	-	-
Amerson, T.	1-0	1	DNP	DNP	-	DNP	1-0	-	DNP	DNP

2020 Georgia Tech Football
Georgia Tech Team Game-by-Game (as of Nov 30, 2020)
All games

TEAM STATISTICS

		Rushing				Receiving				Passing				Kick Returns				Punt Returns				tot		
Date	Opponent	no.	yds	td	lg	no.	yds	td	lg	cmp	att	int	yds	td	lg	no.	yds	td	lg	no.	yds	td	lg	off
Sep 12	at Florida St.	40	161	1	19	23	277	1	45	23	34	2	277	1	45	4	60	0	22	2	21	0	14	438
Sep 19	UCF	44	227	2	33	18	244	1	25	18	37	2	244	1	25	2	93	0	75	0	0	0	0	471
Sep 26	at Syracuse	52	275	2	30	15	178	1	40	15	32	4	178	1	40	3	44	0	16	5	42	0	18	453
Oct 09	LOUISVILLE	34	192	4	22	12	258	3	41	12	22	0	258	3	41	1	15	0	15	0	0	0	0	450
Oct 17	CLEMSON	44	123	0	41	6	81	1	59	6	14	1	81	1	59	2	44	0	27	3	4	0	5	204
Oct 24	at Boston College	33	106	2	25	18	256	2	37	18	32	1	256	2	37	5	102	0	30	0	0	0	0	362
Oct 31	NOTRE DAME	33	88	1	14	15	150	0	39	15	26	0	150	0	39	1	10	0	10	3	3	0	4	238
Nov 28	DUKE	48	377	4	61	13	146	3	42	13	23	1	146	3	42	2	30	0	30	2	-5	0	0	523
Georgia Tech		328	1549	16	61	120	1590	12	59	120	220	1	1590	12	59	20	398	0	75	15	65	0	18	3139
		342	1487	17	38	169	2196	21	83	169	286	5	2196	21	83	26	534	0	49	4	58	0	16	3683

Games: 8 • Avg/rush: 4.7 • Avg/catch: 13.2 • Pass effic: 123.25 • KR avg: 19.9 • PR avg: 4.3 • All purpose avg/game: 459.9 • Total offense

Date	Opponent	Tackles				Sacks	Fumble		Pass Defense			blkd kick	PAT Attempts			off		
		ua	a	total	tfl-yds		ff	fr-yds	int-yds	qbh	brup		kick	rush	rcv	saf	t/o	pts
Sep 1	at Florida St.	46	30	76	6.0-36	3.0-28	3	2-19	1-17	3	7	0	1-2	0	0	0	3	16
Sep 1	UCF	49	26	75	7.0-29	2.0-17	1	1-4	1-3	2	3	0	3-3	0	0	0	0	21
Sep 2	at Syracuse	49	10	59	6.0-15	1.0-7	0	0-0	1-5	2	1	1	2-2	0	0	0	6	20
Oct 09	LOUISVILLE	42	50	92	8.0-29	3.0-17	3	3-0	0-0	1	1	0	4-5	0	0	0	19	46
Oct 17	CLEMSON	52	22	74	4.0-23	2.0-14	1	1-0	1-9	0	5	0	1-1	0	0	0	0	7
Oct 24	at Boston College	32	32	64	4.0-8	0.0-0	0	0-0	0-0	0	1	0	3-4	0	0	0	0	27
Oct 31	NOTRE DAME	40	30	70	7.0-23	2.0-10	1	1-93	0-0	1	0	0	1-1	0	0	0	7	13
Nov 2	DUKE	49	30	79	8.0-28	4.0-21	2	4-0	1-43	1	7	0	8-8	0	0	0	21	56
Georgia Tech		359	230	589	50.0-191	17.0-114	11	12-11	5-77	10	25	1	23-26	0	0	0	56	206
		320	190	510	55.0-229	16.0-117	10	11-33	11-261	19	17	6	39-40	0	0	1	93	311

		Punting										Field Goals			Kickoffs				
Date	Opponent	no.	yds	avg	long	blkd	tb	fc	50+	i20	md-att	long	blkd	no.	yds	avg	tb	ob	
Sep 1	at Florida St.	3	125	41.7	53	0	0	1	1	1	1-3	32	2	4	252	63.0	1	0	
Sep 1	UCF	4	205	51.2	70	0	0	2	2	3	0-1	0	1	3	170	56.7	2	0	
Sep 2	at Syracuse	7	345	49.3	64	0	0	3	3	3	0-1	0	1	4	204	51.0	0	0	
Oct 09	LOUISVILLE	5	239	47.8	57	0	1	2	2	2	0-0	0	0	8	515	64.4	3	0	
Oct 17	CLEMSON	9	435	48.3	56	0	0	4	5	3	0-0	0	0	2	130	65.0	0	0	
Oct 24	at Boston College	4	204	51.0	54	0	0	4	3	3	0-0	0	0	4	204	51.0	3	0	
Oct 31	NOTRE DAME	4	165	41.2	58	0	1	3	1	0	0-1	0	0	2	125	62.5	0	0	
Nov 2	DUKE	3	124	41.3	51	0	0	3	1	0	0-0	0	0	10	658	65.8	1	0	
Georgia Tech		39	1842	47.2	70	0	2	22	18	15	1-6	32	4	37	2258	61.0	10	0	
		32	1434	44.8	70	0	2	5	10	10	8-10	53	0	57	3541	62.1	31	3	

2020 Georgia Tech Football
Georgia Tech Opponent Game-by-Game (as of Nov 30, 2020)
All games

OPPONENT STATISTICS

		Rushing				Receiving				Passing				Kick Returns				Punt Returns				tot		
Date	Opponent	no.	yds	td	lg	no.	yds	td	lg	cmp	att	int	yds	td	lg	no.	yds	td	lg	no.	yds	td	lg	off
Sep 12	at Florida St.	35	109	0	16	23	198	1	27	23	45	1	198	1	27	3	75	0	31	1	16	0	16	307
Sep 19	UCF	51	243	3	23	27	417	4	49	27	41	1	417	4	49	0	0	0	0	0	0	0	0	660
Sep 26	at Syracuse	41	163	2	38	13	194	2	46	13	24	1	194	2	46	4	86	0	49	1	13	0	13	357
Oct 09	LOUISVILLE	48	242	2	28	19	229	2	36	19	33	0	229	2	36	5	119	0	42	1	16	0	16	471
Oct 17	CLEMSON	39	171	3	29	33	500	7	83	33	49	1	500	7	83	2	25	0	17	1	13	0	13	671
Oct 24	at Boston College	44	264	3	34	13	145	2	30	13	21	0	145	2	30	1	0	0	0	0	0	0	0	409
Oct 31	NOTRE DAME	44	227	3	21	18	199	1	34	18	26	0	199	1	34	2	39	0	20	0	0	0	0	426
Nov 28	DUKE	40	68	1	23	23	314	2	44	23	47	1	314	2	44	9	190	0	40	0	0	0	0	382
Opponents		342	1487	17	38	169	2196	21	83	169	286	5	2196	21	83	26	534	0	49	4	58	0	16	3683
		328	1549	16	61	120	1590	12	59	120	220	1	1590	12	59	20	398	0	75	15	65	0	18	3139

Games: 8 • Avg/rush: 4.3 • Avg/catch: 13.0 • Pass effic: 144.32 • KR avg: 20.5 • PR avg: 14.5 • All purpose avg/game: 567.0 • Total offense:

Date	Opponent	Tackles				Sacks no-yds	Fumble ff fr-yds		Pass Defense int-yds qbh brup			blkd kick	PAT Attempts kick rush rcv			off saf t/o pts		
		ua	a	total	tfl-yds													
Sep 1	at Florida St.	47	30	77	6.0-24	1.0-5	0	0-0	2-74	2	5	3	1-1	0	0	0	7	13
Sep 1	UCF	45	28	73	6.0-10	0.0-0	3	3-0	2-9	4	3	1	7-7	0	0	0	14	49
Sep 2	at Syracuse	55	20	75	4.0-21	1.0-8	1	1-0	4-114	8	4	1	4-5	0	0	0	17	37
Oct 09	LOUISVILLE	29	20	49	2.0-3	0.0-0	0	0-0	0-0	2	1	1	3-3	0	0	0	0	27
Oct 17	CLEMSON	38	27	65	12.0-47	4.0-34	2	2-0	1-31	1	0	0	10-10	0	0	0	17	73
Oct 24	at Boston College	31	24	55	6.0-39	4.0-20	1	2-33	1-0	0	2	0	6-6	0	0	0	21	48
Oct 31	NOTRE DAME	35	19	54	9.0-48	5.0-34	2	1-0	0-0	2	2	0	4-4	0	0	0	7	31
Nov 2	DUKE	40	22	62	10.0-37	2.0-16	1	2-0	1-33	0	0	0	4-4	0	0	1	10	33
Opponents		320	190	510	55.0-229	16.0-117	10	11-33	11-261	19	17	6	39-40	0	0	1	93	311
		359	230	589	50.0-191	17.0-114	11	12-11	5-77	10	25	1	23-26	0	0	0	56	206

		Punting										Field Goals			Kickoffs				
Date	Opponent	no.	yds	avg	long	blkd	tb	fc	50+	i20	md-att	long	blkd	no.	yds	avg	tb	ob	
Sep 1	at Florida St.	3	145	48.3	50	0	1	0	1	0	2-3	53	0	4	245	61.2	0	0	
Sep 1	UCF	3	136	45.3	55	0	0	2	1	0	0-0	0	0	8	515	64.4	6	0	
Sep 2	at Syracuse	6	295	49.2	55	0	0	1	4	1	1-2	47	0	7	442	63.1	4	0	
Oct 09	LOUISVILLE	4	158	39.5	61	0	0	0	1	2	0-0	0	0	5	317	63.4	4	0	
Oct 17	CLEMSON	4	189	47.2	55	0	0	0	1	2	1-1	30	0	12	773	64.4	9	1	
Oct 24	at Boston College	3	128	42.7	56	0	1	0	1	1	2-2	41	0	9	567	63.0	4	0	
Oct 31	NOTRE DAME	3	119	39.7	45	0	0	0	0	0	1-1	32	0	6	313	52.2	2	0	
Nov 2	DUKE	6	264	44.0	70	0	0	2	1	4	1-1	35	0	6	369	61.5	2	2	
Opponents		32	1434	44.8	70	0	2	5	10	10	8-10	53	0	57	3541	62.1	31	3	
		39	1842	47.2	70	0	2	22	18	15	1-6	32	4	37	2258	61.0	10	0	

2020 Georgia Tech Football
Georgia Tech Team Game-by-Game Comparison (as of Nov 30, 2020)
All games

Opponent	Score	First Downs				Rushing Number-Yards	Passing		Total Offense Plays-Yards	Return Yards	Turn- Overs
		Total	Rush	Pass	Pen		Comp-Att-Int	Yards			
Florida St.	16-13	24 / 21	12 / 10	12 / 11	0 / 0	40-161 / 35-109	23-34-2 / 23-45-1	277 / 198	74-438 / 80-307	117 / 165	2 / 3
UCF	21-49	23 / 31	11 / 14	12 / 15	0 / 2	44-227 / 51-243	18-37-2 / 27-41-1	244 / 417	81-471 / 92-660	100 / 9	5 / 2
Syracuse	20-37	23 / 14	14 / 6	7 / 7	2 / 1	52-275 / 41-163	15-32-4 / 13-24-1	178 / 194	84-453 / 65-357	91 / 213	5 / 1
LOUISVILLE	46-27	19 / 24	9 / 13	9 / 10	1 / 1	34-192 / 48-242	12-22-0 / 19-33-0	258 / 229	56-450 / 81-471	15 / 135	0 / 3
CLEMSON	7-73	7 / 29	4 / 8	2 / 20	1 / 1	44-123 / 39-171	6-14-1 / 33-49-1	81 / 500	58-204 / 88-671	57 / 69	3 / 2
Boston College	27-48	19 / 23	3 / 13	11 / 7	5 / 3	33-106 / 44-264	18-32-1 / 13-21-0	256 / 145	65-362 / 65-409	102 / 33	3 / 0
NOTRE DAME	13-31	17 / 24	10 / 13	5 / 9	2 / 2	33-88 / 44-227	15-26-0 / 18-26-0	150 / 199	59-238 / 70-426	106 / 39	1 / 1
DUKE	56-33	23 / 23	16 / 6	6 / 14	1 / 3	48-377 / 40-68	13-23-1 / 23-47-1	146 / 314	71-523 / 87-382	68 / 223	3 / 5
Totals	20-31	15 / 18	79 / 83	64 / 93	12 / 13	328-154 / 342-148	120-220-1 / 169-286-5	159 / 219	548-313 / 628-368	656 / 886	22 / 17

Opponent	3rd Down Conversions	4th Down Conversions	Time of Possession	TOP Margin	Avg Yds/Rush	Avg Yds/Pass	Avg Yds/Play	Punting Number-Avg	Penalties Number-Yards	Sacks
Florida St.	8-16 / 6-17	1-1 / 3-5	29:58 / 30:02	-0:04	4.0 / 3.1	8.1 / 4.4	5.9 / 3.8	3-41.7 / 3-48.3	10-80 / 8-55	3 / 1
UCF	7-15 / 10-16	1-3 / 1-3	28:08 / 31:52	-3:44	5.2 / 4.8	6.6 / 10.2	5.8 / 7.2	4-51.2 / 3-45.3	7-49 / 8-51	2 / 0
Syracuse	6-18 / 5-15	1-2 / 1-3	34:08 / 25:52	8:16	5.3 / 4.0	5.6 / 8.1	5.4 / 5.5	7-49.3 / 6-49.2	15-10 / 7-85	1 / 1
LOUISVILLE	6-12 / 9-17	1-1 / 2-3	23:22 / 36:38	-13:16	5.6 / 5.0	11.7 / 6.9	8.0 / 5.8	5-47.8 / 4-39.5	7-55 / 9-78	3 / 0
CLEMSON	2-14 / 9-17	0-3 / 2-2	24:07 / 35:53	-11:46	2.8 / 4.4	5.8 / 10.2	3.5 / 7.6	9-48.3 / 4-47.2	3-40 / 2-20	2 / 4
Boston College	2-12 / 3-9	2-4 / 0-0	26:05 / 33:25	-7:20	3.2 / 6.0	8.0 / 6.9	5.6 / 6.3	4-51.0 / 3-42.7	10-62 / 10-10	0 / 4
NOTRE DAME	5-12 / 10-15	0-2 / 0-0	23:06 / 36:54	-13:48	2.7 / 5.2	5.8 / 7.7	4.0 / 6.1	4-41.2 / 3-39.7	6-50 / 5-50	2 / 5
DUKE	9-14 / 6-17	0-2 / 1-3	27:57 / 32:03	-4:06	7.9 / 1.7	6.3 / 6.7	7.4 / 4.4	3-41.3 / 6-44.0	11-11 / 8-63	4 / 2
Totals	45-11 / 58-12	6-18 / 10-19	216:51 / 262:39	-45:48	4.7 / 4.3	7.2 / 7.7	5.7 / 5.9	39-47.2 / 32-44.8	69-55 / 57-50	17 / 17

Note: Game totals are displayed in the format TEAM/OPPONENT for each category

2020 Georgia Tech Football
Georgia Tech By-Quarter Statistics (as of Nov 30, 2020)
All games

3rd-Down Conversions

Date	Opponent	Score	Overall		1st Qtr		2nd Qtr		3rd Qtr		4th Qtr		Overtime	
Sep 12, 202	at Florida St.	16-13	8-16	50.0	1-4	25.0	2-5	40.0	4-4	100.0	1-3	33.3		
Sep 19, 202	UCF	L 21-49	7-15	46.7	3-3	100.0	1-5	20.0	1-4	25.0	2-3	66.7		
Sep 26, 202	at Syracuse	L 20-37	6-18	33.3	2-4	50.0	2-5	40.0	2-4	50.0	0-5	0.0		
Oct 09, 202	LOUISVILLE	46-27	6-12	50.0	0-2	0.0	1-3	33.3	3-4	75.0	2-3	66.7		
Oct 17, 202	CLEMSON	L 7-73	2-14	14.3	1-5	20.0	0-3	0.0	0-3	0.0	1-3	33.3		
Oct 24, 202	at Boston College	L 27-48	2-12	16.7	0-2	0.0	1-2	50.0	1-4	25.0	0-4	0.0		
Oct 31, 202	NOTRE DAME	L 13-31	5-12	41.7	1-2	50.0	3-5	60.0	0-2	0.0	1-3	33.3		
Nov 28, 202	DUKE	56-33	9-14	64.3	4-6	66.7	1-3	33.3	1-2	50.0	3-3	100.0		
Georgia Tech			45-11	39.8	12-28	42.9	11-31	35.5	12-27	44.4	10-27	37.0	0-0	0.0
Opponents			58-12	47.2	20-32	62.5	19-37	51.4	9-27	33.3	10-27	37.0	0-0	0.0

4th-Down Conversions

Date	Opponent	Score	Overall		1st Qtr		2nd Qtr		3rd Qtr		4th Qtr		Overtime	
Sep 12, 202	at Florida St.	16-13	1-1	100.0	1-1	100.0	0-0	0.0	0-0	0.0	0-0	0.0		
Sep 19, 202	UCF	L 21-49	1-3	33.3	0-0	0.0	1-1	100.0	0-1	0.0	0-1	0.0		
Sep 26, 202	at Syracuse	L 20-37	1-2	50.0	0-0	0.0	1-1	100.0	0-0	0.0	0-1	0.0		
Oct 09, 202	LOUISVILLE	46-27	1-1	100.0	1-1	100.0	0-0	0.0	0-0	0.0	0-0	0.0		
Oct 17, 202	CLEMSON	L 7-73	0-3	0.0	0-1	0.0	0-1	0.0	0-1	0.0	0-0	0.0		
Oct 24, 202	at Boston College	L 27-48	2-4	50.0	0-1	0.0	0-0	0.0	1-1	100.0	1-2	50.0		
Oct 31, 202	NOTRE DAME	L 13-31	0-2	0.0	0-0	0.0	0-1	0.0	0-0	0.0	0-1	0.0		
Nov 28, 202	DUKE	56-33	0-2	0.0	0-0	0.0	0-1	0.0	0-1	0.0	0-0	0.0		
Georgia Tech			6-18	33.3	2-4	50.0	2-5	40.0	1-4	25.0	1-5	20.0	0-0	0.0
Opponents			10-19	52.6	1-1	100.0	3-3	100.0	4-6	66.7	2-9	22.2	0-0	0.0

Time of Possession

Date	Opponent	Score	Overall		1st Qtr		2nd Qtr		3rd Qtr		4th Qtr		Overtime	
Sep 12, 202	at Florida St.	16-13	29:58		8:04		9:31		5:39		6:44			
Sep 19, 202	UCF	L 21-49	28:08		9:59		5:43		6:46		5:40			
Sep 26, 202	at Syracuse	L 20-37	34:08		6:52		8:39		11:40		6:57			
Oct 09, 202	LOUISVILLE	46-27	23:22		5:01		4:27		5:36		8:18			
Oct 17, 202	CLEMSON	L 7-73	24:07		7:04		4:19		7:35		5:09			
Oct 24, 202	at Boston College	L 27-48	26:05		6:03		3:47		8:05		8:10			
Oct 31, 202	NOTRE DAME	L 13-31	23:06		2:41		6:46		8:05		5:34			
Nov 28, 202	DUKE	56-33	27:57		7:23		6:32		6:27		7:35			
Georgia Tech			Total	216:51	53:07		49:44		59:53		54:07		0:00	
			Avg.	27:06	6:38		6:13		7:29		6:45		0:00	
Opponents			Total	262:39	66:53		69:46		60:07		65:53		0:00	
			Avg.	32:49	8:21		8:43		7:30		8:14		0:00	

			Times	Times	Total		Rush	Pass	FGs	Failed to score inside RZ					
Date	Opponent	Score	In RZ	Score	Pts	TDs	TDs	TDs	Made	FGA	Down	Int	Fum	Half	Gam
Sep 12, 202	at Florida St.	16-13	2	2	10	1	0	1	1	0	0	0	0	0	0
Sep 19, 202	UCF	L 21-49	7	6	42	6	3	3	0	0	0	0	0	1	0
Sep 26, 202	at Syracuse	L 20-37	3	1	7	1	1	0	0	0	2	0	0	0	0
Oct 09, 202	LOUISVILLE	46-27	3	3	20	3	2	1	0	0	0	0	0	0	0
Oct 17, 202	CLEMSON	L 7-73	8	8	52	7	3	4	1	0	0	0	0	0	0
Oct 24, 202	at Boston College	L 27-48	5	5	27	3	1	2	2	0	0	0	0	0	0
Oct 31, 202	NOTRE DAME	L 13-31	7	5	31	4	3	1	1	0	0	0	1	1	0
Nov 28, 202	DUKE	56-33	2	2	10	1	1	0	1	0	0	0	0	0	0
Totals			37	32	199	26	14	12	6	0	2	0	1	2	0
32 of 37 (86.5%)															

2020 Georgia Tech Football
Georgia Tech Game Superlatives (as of Nov 30, 2020)
All games

INDIVIDUAL GAME HIGHS

Rushes	21	Jordan Mason vs Duke (Nov 28, 2020)
Yards Rushing	108	Jeff Sims vs Duke (Nov 28, 2020)
TD Rushes	2	Jahmyr Gibbs vs Duke (Nov 28, 2020)
	2	Dontae Smith vs Duke (Nov 28, 2020)
Long Rush	61	Jahmyr Gibbs vs Duke (Nov 28, 2020)
Pass attempts	36	Jeff Sims vs UCF (Sep 19, 2020)
Pass completions	23	Jeff Sims at Florida St. (Sep 12, 2020)
Yards Passing	277	Jeff Sims at Florida St. (Sep 12, 2020)
TD Passes	3	Jeff Sims vs Duke (Nov 28, 2020)
Long Pass	59	Jeff Sims vs Clemson (Oct 17, 2020)
Receptions	6	Malachi Carter at Florida St. (Sep 12, 2020)
Yards Receiving	89	Malachi Carter vs Louisville (Oct 09, 2020)
TD Receptions	1	Malachi Carter at Florida St. (Sep 12, 2020)
	1	Jahmyr Gibbs vs UCF (Sep 19, 2020)
	1	Jahmyr Gibbs at Syracuse (Sep 26, 2020)
	1	Jalen Camp vs Louisville (Oct 09, 2020)
	1	Malachi Carter vs Louisville (Oct 09, 2020)
	1	Jahmyr Gibbs vs Louisville (Oct 09, 2020)
	1	Jalen Camp vs Clemson (Oct 17, 2020)
	1	Ahmarean Brown at Boston College (Oct 24, 2020)
	1	Peje Harris at Boston College (Oct 24, 2020)
	1	Jalen Camp vs Duke (Nov 28, 2020)
	1	Malachi Carter vs Duke (Nov 28, 2020)
	1	Adonisas Sanders vs Duke (Nov 28, 2020)
Long Reception	59	Jalen Camp vs Clemson (Oct 17, 2020)
Field Goals	1	Jude Kelley at Florida St. (Sep 12, 2020)
Long Field Goal	32	Jude Kelley at Florida St. (Sep 12, 2020)
Punts	9	Pressley Harvin III vs Clemson (Oct 17, 2020)
Punting Avg	51.2	Pressley Harvin III vs UCF (Sep 19, 2020)
Long Punt	70	Pressley Harvin III vs UCF (Sep 19, 2020)
Punts inside 20	3	Pressley Harvin III vs UCF (Sep 19, 2020)
	3	Pressley Harvin III at Syracuse (Sep 26, 2020)
	3	Pressley Harvin III vs Clemson (Oct 17, 2020)
	3	Pressley Harvin III at Boston College (Oct 24, 2020)
Long Punt Return	18	Marquez Ezzard at Syracuse (Sep 26, 2020)
Long Kickoff Return	75	Jahmyr Gibbs vs UCF (Sep 19, 2020)
Tackles	12	David Curry vs Duke (Nov 28, 2020)
Sacks	2.0	Curtis Ryans at Florida St. (Sep 12, 2020)
	2.0	Charlie Thomas vs UCF (Sep 19, 2020)
	2.0	Antonneous Clayton vs Louisville (Oct 09, 2020)
	2.0	Jordan Domineck vs Duke (Nov 28, 2020)
Tackles For Loss	3.0	Charlie Thomas vs UCF (Sep 19, 2020)
Interceptions	1	Quez Jackson at Florida St. (Sep 12, 2020)
	1	Juanyeh Thomas vs UCF (Sep 19, 2020)
	1	Zamari Walton at Syracuse (Sep 26, 2020)
	1	Zamari Walton vs Clemson (Oct 17, 2020)
	1	Tariq Carpenter vs Duke (Nov 28, 2020)

2020 Georgia Tech Football
Georgia Tech Game Superlatives (as of Nov 30, 2020)
All games

TEAM GAME HIGHS

Rushes	52	at Syracuse (Sep 26, 2020)
Yards Rushing	377	vs Duke (Nov 28, 2020)
Yards Per Rush	7.9	vs Duke (Nov 28, 2020)
TD Rushes	4	vs Louisville (Oct 09, 2020)
	4	vs Duke (Nov 28, 2020)
Pass attempts	37	vs UCF (Sep 19, 2020)
Pass completions	23	at Florida St. (Sep 12, 2020)
Yards Passing	277	at Florida St. (Sep 12, 2020)
Yards Per Pass	11.7	vs Louisville (Oct 09, 2020)
TD Passes	3	vs Louisville (Oct 09, 2020)
	3	vs Duke (Nov 28, 2020)
Total Plays	84	at Syracuse (Sep 26, 2020)
Total Offense	523	vs Duke (Nov 28, 2020)
Yards Per Play	8.0	vs Louisville (Oct 09, 2020)
Points	56	vs Duke (Nov 28, 2020)
Sacks By	4	vs Duke (Nov 28, 2020)
First Downs	24	at Florida St. (Sep 12, 2020)
Penalties	15	at Syracuse (Sep 26, 2020)
Penalty Yards	112	vs Duke (Nov 28, 2020)
Turnovers	5	vs UCF (Sep 19, 2020)
	5	at Syracuse (Sep 26, 2020)
Interceptions By	1	at Florida St. (Sep 12, 2020)
	1	vs UCF (Sep 19, 2020)
	1	at Syracuse (Sep 26, 2020)
	1	vs Clemson (Oct 17, 2020)
	1	vs Duke (Nov 28, 2020)
Punts	9	vs Clemson (Oct 17, 2020)
Punting Avg	51.2	vs UCF (Sep 19, 2020)
Long Punt	70	vs UCF (Sep 19, 2020)
Punts inside 20	3	vs UCF (Sep 19, 2020)
	3	at Syracuse (Sep 26, 2020)
	3	vs Clemson (Oct 17, 2020)
	3	at Boston College (Oct 24, 2020)
Long Punt Return	18	at Syracuse (Sep 26, 2020)

2020 Georgia Tech Football
Georgia Tech Game Superlatives (as of Nov 30, 2020)
All games

OPPONENT INDIVIDUAL GAME HIGHS

Rushes	26	Hawkins, J., vs Louisville (Oct 09, 2020)
Yards Rushing	155	Hawkins, J., vs Louisville (Oct 09, 2020)
TD Rushes	2	Tucker, S., at Syracuse (Sep 26, 2020)
	2	Cunningham, M., vs Louisville (Oct 09, 2020)
	2	Bailey,D, at Boston College (Oct 24, 2020)
	2	Williams, K, vs Notre Dame (Oct 31, 2020)
Long Rush	38	Tucker, S., at Syracuse (Sep 26, 2020)
Pass attempts	43	James,Blackman, at Florida St. (Sep 12, 2020)
Pass completions	27	GABRIEL, Dillon, vs UCF (Sep 19, 2020)
Yards Passing	417	GABRIEL, Dillon, vs UCF (Sep 19, 2020)
TD Passes	5	LAWRENCE, vs Clemson (Oct 17, 2020)
Long Pass	83	LAWRENCE, vs Clemson (Oct 17, 2020)
Receptions	10	WILLIAMS, Mar., vs UCF (Sep 19, 2020)
Yards Receiving	161	RODGERS, vs Clemson (Oct 17, 2020)
TD Receptions	2	WILLIAMS, Mar., vs UCF (Sep 19, 2020)
	2	NIXON, Tre, vs UCF (Sep 19, 2020)
	2	RODGERS, vs Clemson (Oct 17, 2020)
	2	Lewis,C, at Boston College (Oct 24, 2020)
Long Reception	83	RODGERS, vs Clemson (Oct 17, 2020)
Field Goals	2	Parker,Grothaus, at Florida St. (Sep 12, 2020)
	2	Boumerhi,A, at Boston College (Oct 24, 2020)
Long Field Goal	53	Parker,Grothaus, at Florida St. (Sep 12, 2020)
Punts	6	Cooney, N., at Syracuse (Sep 26, 2020)
	6	Wilson, P., vs Duke (Nov 28, 2020)
Punting Avg	50.7	SPIERS, vs Clemson (Oct 17, 2020)
Long Punt	70	Wilson, P., vs Duke (Nov 28, 2020)
Punts inside 20	4	Wilson, P., vs Duke (Nov 28, 2020)
Long Punt Return	16	Travis,Jay, at Florida St. (Sep 12, 2020)
	16	Burns, R., vs Louisville (Oct 09, 2020)
Long Kickoff Return	49	Johnson, N., at Syracuse (Sep 26, 2020)
Tackles	10	Amari,Gainer, at Florida St. (Sep 12, 2020)
	10	GILYARD, Eriq, vs UCF (Sep 19, 2020)
Sacks	2.0	Hayes, D, vs Notre Dame (Oct 31, 2020)
Tackles For Loss	2.5	Amari,Gainer, at Florida St. (Sep 12, 2020)
	2.5	Rumph II, C., vs Duke (Nov 28, 2020)
Interceptions	2	Asante,Samuel, at Florida St. (Sep 12, 2020)

2020 Georgia Tech Football
Georgia Tech Game Superlatives (as of Nov 30, 2020)
All games

OPPONENT TEAM GAME HIGHS

Rushes	51	vs UCF (Sep 19, 2020)
Yards Rushing	264	at Boston College (Oct 24, 2020)
Yards Per Rush	6.0	at Boston College (Oct 24, 2020)
TD Rushes	3	vs UCF (Sep 19, 2020)
	3	vs Clemson (Oct 17, 2020)
	3	at Boston College (Oct 24, 2020)
	3	vs Notre Dame (Oct 31, 2020)
Pass attempts	49	vs Clemson (Oct 17, 2020)
Pass completions	33	vs Clemson (Oct 17, 2020)
Yards Passing	500	vs Clemson (Oct 17, 2020)
Yards Per Pass	10.2	vs Clemson (Oct 17, 2020)
TD Passes	7	vs Clemson (Oct 17, 2020)
Total Plays	92	vs UCF (Sep 19, 2020)
Total Offense	671	vs Clemson (Oct 17, 2020)
Yards Per Play	7.6	vs Clemson (Oct 17, 2020)
Points	73	vs Clemson (Oct 17, 2020)
Sacks By	5	vs Notre Dame (Oct 31, 2020)
First Downs	31	vs UCF (Sep 19, 2020)
Penalties	10	at Boston College (Oct 24, 2020)
Penalty Yards	102	at Boston College (Oct 24, 2020)
Turnovers	5	vs Duke (Nov 28, 2020)
Interceptions By	4	at Syracuse (Sep 26, 2020)
Punts	6	at Syracuse (Sep 26, 2020)
	6	vs Duke (Nov 28, 2020)
Punting Avg	49.2	at Syracuse (Sep 26, 2020)
Long Punt	70	vs Duke (Nov 28, 2020)
Punts inside 20	4	vs Duke (Nov 28, 2020)
Long Punt Return	16	at Florida St. (Sep 12, 2020)
	16	vs Louisville (Oct 09, 2020)

2020 Georgia Tech Football
Georgia Tech Individual Season/Career Statistics (as of Nov 30, 2020)
All games

SEASON										CAREER										
Rushing	gp	att	gain	loss	net	avg	td	lg	avg/g	gp	att	gain	loss	net	avg	td	lg	avg/g		
Jahmyr Gibbs	7	89	493	33	460	5.2	4	61	65.7	7	89	493	33	460	5.2	4	61	65.7		
Jeff Sims	8	93	521	136	385	4.1	4	28	48.1	8	93	521	136	385	4.1	4	28	48.1		
Dontae Smith	8	33	270	17	253	7.7	3	36	31.6	16	43	338	20	318	7.4	3	36	19.9		
Jordan Mason	4	48	229	17	212	4.4	2	48	53.0	29	328	1840	70	1770	5.4	16	48	61.0		
Jamious Griffin	6	39	171	10	161	4.1	2	16	26.8	15	76	308	22	286	3.8	2	16	19.1		
Spence Massey	3	3	47	0	47	15.7	0	41	15.7	4	3	47	0	47	15.7	0	41	11.8		
James Graham	1	6	24	3	21	3.5	0	8	21.0	15	110	483	145	338	3.1	3	26	22.5		
Jerry Howard Jr.	8	3	17	0	17	5.7	0	9	2.1	42	156	871	13	858	5.5	7	65	20.4		
Nate McCollum	4	1	7	0	7	7.0	0	7	1.8	4	1	7	0	7	7.0	0	7	1.8		
Bruce Jordan-Swilli	6	4	5	1	4	1.0	0	4	0.7	35	4	5	1	4	1.0	0	4	0.1		
Ahmarean Brown	7	2	2	3	-1	-0.5	1	2	-0.1	19	3	4	3	1	0.3	1	2	0.1		
Team	3	3	0	8	-8	-2.7	0	0	-2.7											
Jordan Yates	2	4	4	13	-9	-2.2	0	4	-4.5	5	15	39	30	9	0.6	0	13	1.8		
Total	8	328	1790	241	1549	4.7	16	61	193.6											
Opponents	8	342	1726	239	1487	4.3	17	38	185.9											
Passing	gp	effic	comp	att	int	pct	yds	td	lg	avg/g	gp	effic	comp	att	int	pct	yds	td	lg	avg/g
Jeff Sims	8	125.94	111	199	11	55.8	1492	11	59	186.5	8	125.94	111	199	11	55.8	1492	11	59	186.5
James Graham	1	101.08	6	13	0	46.2	85	0	28	85.0	15	109.35	94	207	7	45.4	1271	12	59	84.7
Jordan Yates	2	46.72	2	5	0	40.0	4	0	4	2.0	5	56.05	6	17	0	35.3	42	0	17	8.4
Team	3	0.00	0	1	0	0.0	0	0	0	0.0										
Ahmarean Brown	7	505.60	1	1	0	100.	9	1	9	1.3	19	505.60	1	1	0	100.0	9	1	9	0.5
Pressley Harvin III	7	0.00	0	1	0	0.0	0	0	0	0.0	42	258.13	1	3	0	33.3	41	1	41	1.0
Total	8	123.25	120	220	11	54.5	1590	12	59	198.8										
Opponents	8	144.32	169	286	5	59.1	2196	21	83	274.5										
Receiving	gp	no.	yds	avg	td	lg	avg/g	gp	no.	yds	avg	td	lg	avg/g						
Jahmyr Gibbs	7	24	303	12.6	3	42	43.3	7	24	303	12.6	3	42	43.3						
Jalen Camp	8	22	320	14.5	3	59	40.0	46	41	689	16.8	4	59	15.0						
Malachi Carter	8	17	244	14.4	3	41	30.5	33	36	540	15.0	6	54	16.4						
Ahmarean Brown	7	11	183	16.6	1	40	26.1	19	32	579	18.1	8	59	30.5						
Marquez Ezzard	8	9	124	13.8	0	45	15.5	8	9	124	13.8	0	45	15.5						
Adonikas Sanders	8	8	111	13.9	1	33	13.9	22	27	360	13.3	1	39	16.4						
Peje Harris	7	6	84	14.0	1	31	12.0	17	7	88	12.6	1	31	5.2						
Dontae Smith	8	6	52	8.7	0	20	6.5	16	8	65	8.1	0	20	4.1						
Jordan Mason	4	4	59	14.8	0	37	14.8	29	13	106	8.2	0	37	3.7						
Jack Coco	8	4	22	5.5	0	8	2.8	28	4	22	5.5	0	8	0.8						
Jamious Griffin	6	3	45	15.0	0	25	7.5	15	5	56	11.2	0	25	3.7						
Dylan Leonard	5	3	23	7.7	0	15	4.6	17	5	29	5.8	0	15	1.7						
Dylan Deveney	5	2	15	7.5	0	8	3.0	17	8	63	7.9	0	13	3.7						
Nate McCollum	4	1	5	5.0	0	5	1.2	4	1	5	5.0	0	5	1.2						
Total	8	120	1590	13.2	12	59	198.8													
Opponents	8	169	2196	13.0	21	83	274.5													
Total Offense	g	plays	rush	pass	total	avg/g	g	plays	rush	pass	total	avg/g								
Jeff Sims	8	292	385	1492	1877	234.6	8	292	385	1492	1877	234.6								
Jahmyr Gibbs	7	89	460	0	460	65.7	7	89	460	0	460	65.7								
Dontae Smith	8	33	253	0	253	31.6	16	43	318	0	318	19.9								
Jordan Mason	4	48	212	0	212	53.0	29	328	1770	0	1770	61.0								
Jamious Griffin	6	39	161	0	161	26.8	15	76	286	0	286	19.1								
James Graham	1	19	21	85	106	106.0	15	317	338	1271	1609	107.3								
Spence Massey	3	3	47	0	47	15.7	4	3	47	0	47	11.8								
Jerry Howard Jr.	8	3	17	0	17	2.1	42	156	858	0	858	20.4								
Ahmarean Brown	7	3	-1	9	8	1.1	19	4	1	9	10	0.5								
Nate McCollum	4	1	7	0	7	1.8	4	1	7	0	7	1.8								
Bruce Jordan-Swilli	6	4	4	0	4	0.7	35	4	4	0	4	0.1								
Jordan Yates	2	9	-9	4	-5	-2.5	5	32	9	42	51	10.2								
Team	3	4	-8	0	-8	-2.7														
Total	8	548	1549	1590	3139	392.4														
Opponents	8	628	1487	2196	3683	460.4														

2020 Georgia Tech Football
Georgia Tech Individual Season/Career Statistics (as of Nov 30, 2020)
All games

SEASON									CAREER									
Scoring	td	fg	PAT				dxdp	saf	pts	td	fg	PAT				dxdp	saf	pts
			kick	rush	rcv	pass						kick	rush	rcv	pass			
Jahmyr Gibbs	7	-	-	-	-	-	-	-	42	7	-	-	-	-	-	-	-	42
Jeff Sims	4	-	-	-	-	0-2	-	-	24	4	-	-	-	-	0-2	-	-	24
Gavin Stewart	-	0-1	19-21	-	-	-	-	-	19	-	0-1	19-21	-	-	-	-	-	19
Jalen Camp	3	-	-	-	-	-	-	-	18	4	-	-	-	1	-	-	-	26
Malachi Carter	3	-	-	-	-	-	-	-	18	6	-	-	-	-	-	-	-	36
Dontae Smith	3	-	-	-	-	-	-	-	18	3	-	-	-	-	-	-	-	18
Jordan Mason	2	-	-	-	-	-	-	-	12	16	-	-	-	-	-	-	-	96
Jamious Griffin	2	-	-	-	-	-	-	-	12	2	-	-	-	-	-	-	-	12
Ahmarean Brown	2	-	-	-	-	-	-	-	12	9	-	-	-	-	-	-	-	54
Jude Kelley	-	1-5	4-5	-	-	-	-	-	7	-	1-5	4-5	-	-	-	-	-	7
Jordan Domineck	1	-	-	-	-	-	-	-	6	1	-	-	-	-	-	-	-	6
Adonias Sanders	1	-	-	0-1	-	-	-	-	6	1	-	-	0-1	-	-	-	-	6
Zamari Walton	1	-	-	-	-	-	-	-	6	1	-	-	-	-	-	-	-	6
Peje Harris	1	-	-	-	-	-	-	-	6	1	-	-	-	-	-	-	-	6
Pressley Harvin III	-	-	-	0-1	-	-	-	-	0	-	-	-	0-1	-	-	-	-	0
Total	30	1-6	23-26	0-2	-	0-2	-	-	206									
Opponents	41	8-10	39-40	-	-	0-1	-	1	311									

Punt Returns	no.	yds	avg	td	lg	no.	yds	avg	td	lg
Marquez Ezzard	7	55	7.9	0	18	7	55	7.9	0	18
Nate McCollum	5	-1	-0.2	0	5	5	-1	-0.2	0	5
Miles Brooks	1	0	0.0	0	0	1	0	0.0	0	0
Ahmarean Brown	1	4	4.0	0	4	11	38	3.5	0	23
Josh Blancato	1	7	7.0	0	7	4	23	5.8	0	8
Total	15	65	4.3	0	18					
Opponents	4	58	14.5	0	16					

Kick Returns	no.	yds	avg	td	lg	no.	yds	avg	td	lg
Dontae Smith	10	176	17.6	0	30	16	314	19.6	0	31
Jahmyr Gibbs	8	205	25.6	0	75	8	205	25.6	0	75
Juanyeh Thomas	2	17	8.5	0	13	33	772	23.4	2	100
Total	20	398	19.9	0	75					
Opponents	26	534	20.5	0	49					

Interceptions	no.	yds	avg	td	lg	no.	yds	avg	td	lg
Zamari Walton	2	14	7.0	0	9	2	14	7.0	0	9
Tariq Carpenter	1	43	43.0	0	43	4	49	12.2	0	43
Juanyeh Thomas	1	3	3.0	0	3	3	98	32.7	1	95
Quez Jackson	1	17	17.0	0	17	1	17	17.0	0	17
Total	5	77	15.4	0	43					
Opponents	11	261	23.7	1	47					

Fumble Returns	no.	yds	avg	td	lg	no.	yds	avg	td	lg
Zamari Walton	1	93	93.0	1	93	1	93	93.0	1	93
David Curry	1	19	19.0	0	19	2	34	17.0	1	19
Avery Showell	1	4	4.0	0	4	1	4	4.0	0	4
Jordan Domineck	0	0	0.0	1	0	0	0	0.0	1	0
Total	3	116	38.7	2	93					
Opponents	1	33	33.0	2	33					

2020 Georgia Tech Football
Georgia Tech Individual Season/Career Statistics (as of Nov 30, 2020)
All games

	SEASON								CAREER							
All Purpose	g	rush	rcv	pr	kr	ir	total	avg/g	g	rush	rcv	pr	kr	ir	total	avg/g
Jahmyr Gibbs	7	460	303	0	205	0	968	138.3	7	460	303	0	205	0	968	138.3
Dontae Smith	8	253	52	0	176	0	481	60.1	16	318	65	0	314	0	697	43.6
Jeff Sims	8	385	0	0	0	0	385	48.1	8	385	0	0	0	0	385	48.1
Jalen Camp	8	0	320	0	0	0	320	40.0	46	3	689	0	-9	0	683	14.8
Jordan Mason	4	212	59	0	0	0	271	67.8	29	1770	106	0	0	0	1876	64.7
Malachi Carte	8	0	244	0	0	0	244	30.5	33	0	540	0	0	0	540	16.4
Jamious Griffi	6	161	45	0	0	0	206	34.3	15	286	56	0	0	0	342	22.8
Ahmarean Br	7	-1	183	4	0	0	186	26.6	19	1	579	38	59	0	677	35.6
Marquez Ezza	8	0	124	55	0	0	179	22.4	8	0	124	55	0	0	179	22.4
Adonicas San	8	0	111	0	0	0	111	13.9	22	0	360	0	0	0	360	16.4
Peje Harris	7	0	84	0	0	0	84	12.0	17	0	88	0	0	0	88	5.2
Spence Mass	3	47	0	0	0	0	47	15.7	4	47	0	0	0	0	47	11.8
Tariq Carpent	8	0	0	0	0	43	43	5.4	38	0	0	0	0	49	49	1.3
Dylan Leonar	5	0	23	0	0	0	23	4.6	17	0	29	0	8	0	37	2.2
Jack Coco	8	0	22	0	0	0	22	2.8	28	0	22	0	0	0	22	0.8
James Graha	1	21	0	0	0	0	21	21.0	15	338	0	0	0	0	338	22.5
Juanyeh Tho	8	0	0	0	17	3	20	2.5	33	0	0	43	772	98	913	27.7
Quez Jackson	8	0	0	0	0	17	17	2.1	33	0	0	0	0	17	17	0.5
Jerry Howard	8	17	0	0	0	0	17	2.1	42	858	157	26	81	0	1122	26.7
Dylan Devene	5	0	15	0	0	0	15	3.0	17	0	63	0	0	0	63	3.7
Zamari Walto	8	0	0	0	0	14	14	1.8	24	0	0	0	0	14	14	0.6
Nate McCollu	4	7	5	-1	0	0	11	2.8	4	7	5	-1	0	0	11	2.8
Josh Blancato	8	0	0	7	0	0	7	0.9	19	-1	53	23	0	0	75	3.9
Bruce Jordan-	6	4	0	0	0	0	4	0.7	35	4	0	0	42	27	73	2.1
Team	3	-8	0	0	0	0	-8	-2.7								
Jordan Yates	2	-9	0	0	0	0	-9	-4.5	5	9	0	0	0	0	9	1.8
Total	8	1549	1590	65	398	77	3679	459.9								
Opponents	8	1487	2196	58	534	261	4536	567.0								

Field Goals	att	good	long	blkd	att	good	long	blkd
Jude Kelley	5	1	32	3	5	1	32	3
Gavin Stewart	1	0	0	1	1	0	0	1
Total	6	1	32	4				
Opponents	10	8	53	0				

Punting	no.	yds	avg	lg	blk	no.	yds	avg	lg	blk
Pressley Harvin III	36	171	47.7	70	0	201	8953	44.5	70	1
Austin Kent	3	124	41.3	51	0	3	124	41.3	51	0
Total	39	184	47.2	70	0					
Opponents	32	143	44.8	70	0					

Kickoffs	no.	yds	avg	tb	ob	no.	yds	avg	tb	ob
Austin Kent	33	211	64.0	10	0	33	2111	64.0	10	0
Gavin Stewart	3	138	46.0	0	0	3	138	46.0	0	0
Jude Kelley	1	9	9.0	0	0	1	9	9.0	0	0
Total	37	225	61.0	10	0					
Opponents	57	354	62.1	31	3					

All games

CAREER