

# TOGETHER WE SWARM



2020-21 INFORMATION GUIDE  
**GEORGIA TECH®**



## TV/RADIO ROSTER



**Loyal McQueen**  
G • 5-8 • Fr.

00



**Sarah Bates**  
G • 5-9 • r-Jr.

3



**Anaya Boyd**  
G • 5-10 • Fr.

4



**Aixa Wone Aranaz**  
F • 6-3 • So.

11



**Kondalia Montgomery**  
G • 5-7 • Jr.

12



**Lorela Cubaj**  
F • 6-4 • Sr.

13



**Anisa Clark**  
G • 5-7 • Fr.

14



**Avyonce Carter**  
G • 5-10 • Fr.

15



**Nerea Hermosa**  
C • 6-5 • So.

20



**Ronni Nwora**  
F/C • 6-2 • r-Fr.

21



**Eyllia Love**  
G/F • 6-1 • Fr.

24



**Lotta-Maj Lahtinen**  
G • 5-7 • Jr.

31



**Kierra Fletcher**  
G • 5-9 • Sr.

41



**Nell Fortner**  
Head Coach



**Tasha Butts**  
Assistant Coach



**Blanche Alverson**  
Assistant Coach



**Murriel Page**  
Assistant Coach



**Mickie DeMoss**  
Chief of Staff



**Ashlee Villarreal**  
Director of Operations



**Sydney Durrah**  
Director of Video



**Cortnee Walton**  
Recruiting Operations



**Katie Wilkins**  
Graduate Manager



**Yolanda Berryhill**  
Player Development Coach



**Rachel Matthews**  
Athletic Trainer

# TABLE OF CONTENTS

## INFORMATION

Media Information.....	1
Quick Facts.....	2
Communications & PR .....	2
2020-21 Roster .....	3
McCamish Pavilion.....	4

## MEET THE TEAM

Lorela Cubaj .....	6-7
Kierra Fletcher .....	8-9
Sarah Bates.....	10-11
Lotta-Maj Lahtinen.....	12
Kondalia Montgomery .....	13
Nerea Hermosa .....	14
Ronni Nwora.....	15
Newcomers .....	16-17
Nell Fortner .....	18-19
Coaches and Staff Profiles .....	20-23
Administration .....	24-26

## SEASON IN REVIEW

2019-20 Results .....	28
Game-by-Game Stats.....	29
Individual Stats .....	30
Superlatives .....	31
Box Scores.....	33-39
Season Results .....	40

## HISTORY

Year-by-Year Records.....	42
Year-by-Year Results .....	43-49
All-time Letterwinners and Coaches .....	50-51
All-time Series History .....	52-53
GT vs. the Conferences.....	54-55
Fortner vs. Opponents .....	56
Series History .....	57-66
Rankings History.....	67-68
ACC Tournament Results .....	69
Post-season Results.....	70
Honors and Awards.....	71-73
#ProJackets .....	74

## RECORDS

Tech Records.....	76-80
Individual Records.....	80-81
Opponent Records.....	81-83
Career Leaders .....	84-85
Records By Class .....	86
Annual Leaders .....	87-88
Year-by-Year Stats .....	89-90
The Last Time .....	91
1,000 Point Scorers .....	92-93
NCAA Tournament Record Book .....	94-99
ACC Network .....	100

## MEDIA INFORMATION

Georgia Tech's practices are closed to the public and the media, but the 'Yellow Jackets' players and coaches are available to the media by request before or after practices. The weekly practice schedule varies once the season begins.

- All interview requests should be made through Liz Ryan at least 24 hours in advance. Media are asked not to contact players directly either by phone or email. Players are not available on gamedays until after the game.

## RELEASES/PHOTOS BY EMAIL

All Georgia Tech women's basketball releases, statistics, game notes and media advisories are distributed via email to a list maintained by the athletic communications office. Media wishing to be added to this list should send a request to Liz Ryan (lryan@athletics.gatech.edu). Photographs are available upon request.

## RAMBLINWRECK.COM / SOCIAL MEDIA

-RamblinWreck.com - Georgia Tech's official website is continuously updated with all of Tech's releases, statistics, game notes, biographies and other information. Game notes and bio updates are generally posted at least 24 hours prior to each game, while updated statistics and box scores are posted following each game.

-Twitter (@GTWBB), Instagram (@GTWBB), Facebook - Georgia Tech women's basketball information and updates will also be posted to the team's Twitter, Instagram and Facebook pages, along with photos and behind-the-scenes activities.

## MEDIA CREDENTIALS FOR HOME GAMES

-Media credentials are issued to accredited members of the working media only. Working space is limited, and children, spouses and other non-workers will not be granted credentials or access to media areas.

-Media seating and workspace at McCamish Pavilion is in the upper level, section 211, and the media entrance to the arena is through the west entrance off of Fowler Street. Media will call is located at the west entrance to McCamish Pavilion.

-Requests for credentials should be made in writing via email at least 24 hours in advance of each game to Liz Ryan. Credentials will not be mailed. They can be picked up the night of the game at the media entrance.

-Photo credentials are granted to still photographers and videographers on assignment for a media agency only.

## DIRECTIONS TO MCCAMISH PAVILION AND THE ZELNAK CENTER

-Going South on I-75: Take exit 250 (16th/14th/10th Streets) and follow through light at 14th Street. Stay to the right and follow to 10th Street, where McCamish Pavilion is straight ahead. Turn right to access the parking areas other than the main lot.

-Going South on I-85: Take exit 84 (17th/14th/10th Streets). You will stay to the left immediately upon exiting the interstate, but will need to move to the right after 16th Street. Follow until you reach 10th Street where McCamish Pavilion will be in front of you. Take a right on 10th Street and an immediate left on Fowler Street and access the main arena parking lot off of 8th Street.

-Going North on I-75/85: Take the 10th Street exit (250). Turn left on 10th Street and after you cross the bridge, McCamish Pavilion will be on your left. Just past the arena, turn left at Fowler Street (first traffic light). Take first left at 8th Street and follow to main arena parking lot.



## GEORGIA TECH ATHLETIC ASSOCIATION

150 Bobby Dodd Way NW  
Atlanta, GA 30332  
404-894-5400  
[www.RamblinWreck.com](http://www.RamblinWreck.com)  
Twitter: @GTathletics  
Facebook: GTathletics  
Instagram: @GTathletics  
YouTube: RamblinWreckTube

### CREDITS

#### EDITOR

Liz Ryan

#### EDITORS

Mike Flynn, Mike Stamus,  
Alex Keator, Eric Burgher

#### COVER DESIGN

Tyler Wheeler

#### PHOTOGRAPHY

Danny Karnik, Kyle Hess,  
in addition to numerous other photographers  
who have contributed to Georgia Tech athletics  
archives over the years

© 2020, Georgia Tech Athletic Association



## 2020-21 QUICK FACTS

### GENERAL

Full Name.....Georgia Institute of Technology  
Location.....Atlanta, Ga.  
Founded.....1885  
Enrollment.....35,000  
Nicknames.....Ramblin' Wreck, Yellow Jackets  
Colors.....Old Gold and White  
Arena (Cap.).....McCamish Pavilion (8,600)  
President.....Dr. Ángel Cabrera  
Athletics Director.....Todd Stansbury  
Faculty Ath. Representative.....Dr. Baratunde Cola  
Sport Administrator.....Joeleen Akin

### COACHES AND STAFF

Head Coach (Year).....Neil Fortner (2nd)  
Twitter.....@NeilOnWheels  
Career Record.....182-128 (.587)  
Record at Tech.....20-11 (.645)  
Alma Mater.....Texas, 1982  
Assistant Coaches.....Tasha Butts, Blanche Alverson,  
.....Murriel Page  
Director of WBB Ops.....Ashlee Villarreal

### TEAM INFORMATION

2019-20 Overall Record.....20-11  
2019-20 ACC Record.....10-8  
2019-20 Home Record.....10-4  
2019-20 Road Record.....7-4  
2019-20 Neutral Record.....3-3

Letterwinners R/L.....7/5  
Starters R/L.....4/1  
Newcomers.....6

### HISTORY

First Year.....1974-75 (47th season)  
Overall Record.....706-642 (.524)  
ACC Record.....218-371 (.370)  
ACC Tournament Record.....19-41  
Postseason Record.....21-24 (NCAA, WNIT & AIAW)  
NCAA Appearances/Last.....9, 2014  
NCAA Tournament Record.....5-9  
WNIT Record.....14-7  
All-Time Home Record.....380-216  
All-Time Road Record.....175-286  
All-Time Neutral Record.....82-82

## GEORGIA TECH ATHLETICS COMMUNICATIONS AND PUBLIC RELATIONS



### MIKE FLYNN

Assistant A.D.  
Communications and Public Relations  
E: mflynn@athletics.gatech.edu



### LIZ RYAN

Assistant Director  
Communications and Public Relations  
**WOMEN'S BASKETBALL CONTACT**  
O: (404) 894-5445  
M: (404) 431-9619  
E: lryan@athletics.gatech.edu



### MIKE STAMUS

Associate Director  
Communications and Public Relations  
E: mstamus@athletics.gatech.edu



### ANDREW CLAUSEN

Assistant Director  
Communications and Public Relations  
E: aclausen@athletics.gatech.edu



## 2020-21 ROSTER

## Numerical

No.	Name	YR	POS	HT	Hometown	High School/Last School
00	Loyal McQueen	Fr.	G	5-8	Florence, S.C.	Wilson
3	Sarah Bates	r-Jr.	G	5-9	Fresno, Calif.	Clovis West/Kansas State
4	Anaya Boyd	Fr.	G	5-10	McDonough, Ga.	Lovejoy
11	Aixa Wone Aranaz	So.	F	6-3	Pamplona, Spain	IES Joaquim Blume/Ohio State
12	Kondalia Montgomery	Jr.	G	5-7	Tacoma, Wash.	Lincoln
13	Lorela Cubaj	Sr.	F	6-4	Terni, Italy	Istituto Paritario G. Parini
14	Anisa Clark	Fr.	G	5-7	McDonough, Ga.	Union Grove
15	Avyonce Carter	Fr.	G	5-10	Norcross, Ga.	Wesleyan
20	Nerea Hermosa	So.	C	6-5	Vitoria, Spain	IES Joaquim Blume
21	Ronni Nwora	r-Fr.	F/C	6-2	Buffalo, N.Y.	The Park School of Buffalo
24	Eylia Love	Fr.	G/F	6-1	Kansas City, Kansas	Olathe North
31	Lotta-Maj Lahtinen	Jr.	G	5-7	Helsinki, Finland	Makelanrinne Sports
41	Kierra Fletcher	Sr.	G	5-9	Warren, Mich.	Warren Cousino

## Alphabetical

No.	Name	YR	POS	HT	Hometown	High School/Last School
11	Aixa Wone Aranaz	So.	F	6-3	Pamplona, Spain	IES Joaquim Blume/Ohio State
3	Sarah Bates	r-Jr.	G	5-9	Fresno, Calif.	Clovis West/Kansas State
4	Anaya Boyd	Fr.	G	5-10	McDonough, Ga.	Lovejoy
15	Avyonce Carter	Fr.	G	5-10	Norcross, Ga.	Wesleyan
14	Anisa Clark	Fr.	G	5-7	McDonough, Ga.	Union Grove
13	Lorela Cubaj	Sr.	F	6-4	Terni, Italy	Istituto Paritario G. Parini
41	Kierra Fletcher	Sr.	G	5-9	Warren, Mich.	Warren Cousino
20	Nerea Hermosa	So.	C	6-5	Vitoria, Spain	IES Joaquim Blume
31	Lotta-Maj Lahtinen	Jr.	G	5-7	Helsinki, Finland	Makelanrinne Sports
24	Eylia Love	Fr.	G/F	6-1	Kansas City, Kansas	Olathe North
00	Loyal McQueen	Fr.	G	5-8	Florence, S.C.	Wilson
12	Kondalia Montgomery	Jr.	G	5-7	Tacoma, Wash.	Lincoln
21	Ronni Nwora	r-Fr.	F/C	6-2	Buffalo, N.Y.	The Park School of Buffalo

**Head Coach:** Nell Fortner (Texas, 1982) – 2nd season**Assistant Coach:** Tasha Butts (Tennessee, 2004) – 2nd season**Assistant Coach:** Blanche Alverson (Auburn, 2013) – 2nd season**Assistant Coach:** Murriel Page (Florida, 1998) – 1st season**Chief of Staff:** Mickie DeMoss**Director of Operations:** Ashlee Villarreal**Director of Video:** Sydney Durrah**Recruiting Operations:** Cortnee Walton**Athletic Trainer:** Rachel Matthews**Strength & Conditioning Coach:** Yolanda Berryhill



McCamish Pavilion (8,600)

## MCCAMISH PAVILION HIGHLIGHTS

- Groundbreaking: May 5, 2011
- Opening: October, 2012
- Capacity: 8,600
- Club seating
- Center-hung scoreboard
- Primarily chairback seating
- Grand entrance (10th & Fowler)
- Alexander Memorial Courtyard (on Fowler Street)
- Theatrical lighting
- 2,500 cubic yards of concrete removed
- 3,000 cubic yards of concrete installed
- 500 tons of new steel installed
- Over 1 mile of new railing installed
- 20,000 gallons of paint
- 2,000 feet of new mechanical piping
- 2,500 feet of new ductwork
- \$4M in new audio-visual and scoreboards
- 50 TV's throughout the concourse and Callaway Club
- Farthest distance material has traveled to get on site: 4,835 miles
- Shortest distance material has traveled to get on site: 1 mile
- Number of Tech alumni involved in the project: Over 100
- Number of days construction took: 520
- Number of 1950's old style Coke bottles found while installing the underground foundations: 11
- Number of new staircases: 13
- Number of new sports lights for the competition floor: Over 300
- 270-degree court view from concourse

## WOMEN'S BASKETBALL IN MCCAMISH

### HISTORY

**Record in McCamish Pavilion (8 seasons):** 94-38 (.712)

**First Game in McCamish Pavilion:** L, 54-71 vs. #20/16 Tennessee, Nov. 11, 2012

**Most Points Scored in McCamish Pavilion:** 105 vs. Morgan State, Nov. 16, 2014

**Largest Home Crowd in McCamish Pavilion:** 5,517 vs. #20/16 Tennessee, Nov. 11, 2012

### LARGEST HOME CROWDS

*Includes both Alexander Memorial Coliseum and McCamish Pavilion*

1.	11/21/10	#1/1 UConn	L, 71-51	7,325
2.	2/8/95	#11/11 UNC	L, 84-62	6,621
3.	12/5/08	Georgia	W, 57-42	6,212
4.	2/7/99	#9/11 Duke	L, 74-73	6,058
<b>5.</b>	<b>11/11/12</b>	<b>#20/16 Tenn.</b>	<b>L, 54-71</b>	<b>5,517</b>
6.	1/23/93	#10 Virginia	L, 107-81	4,158
7.	2/21/93	Wake Forest	W, 85-72	4,136
8.	2/16/03	Virginia	L, 56-54	4,044
9.	1/26/02	Clemson	W, 83-78	3,965
10.	12/13/09	MVSU	W, 89-41	3,864
11.	1/20/96	#7/7 Virginia	L, 79-58	3,849
12.	1/8/04	#1/2 Duke	L, 45-77	3,833
13.	2/11/96	Wake Forest	W, 75-65	3,827
14.	2/18/99	#17/17 Virginia	L, 73-86	3,812
15.	1/13/03	#1/1 Duke	L, 59-79	3,592
16.	1/9/00	#14/10 Duke	L, 45-64	3,512
17.	2/27/94	Duke	W, 64-56	3,385
18.	2/10/08	#3/3 UNC	L, 61-75	3,257

**Bold** = McCamish Pavilion







## ***STUDENT-ATHLETES & STAFF***

Student-Athlete Profiles	6-19
Coaches Profiles	20-25
Administration	26-28

## STUDENT-ATHLETE PROFILES



## LORELA CUBAJ #13

Sr. • 6'4"

Forward

Terni, Italy

Istituto Paritario G. Parini

## BIO

**2019-20 (Junior):** Played in all 31 games, starting 30...Finished season averaging 10.0 points and team-best 7.7 rebounds...Led team with five double-doubles...Recorded nine games in double-figure rebounds and 15 double-figure scoring games...Had two games with 20+ points...Led team with nine rebounds in season-opener against Houston (11/5)...Chipped in 14 points in Tech's win over Grambling State (11/10), hitting five field goals and four free throws...Tied for team-best with eight rebounds against the Tigers...Had a strong outing at Georgia (11/17), finishing with nine points, eight rebounds and three blocks as Tech defeated Georgia in Athens for the first time in program history...Notched first double-double of the season against Georgia State (11/20) with 12 points and 12 rebounds, while also season-best four steals...Recorded second consecutive double-double against Seton Hall in the Junkanoo Jam (11/28), while matching her career-high in assists with seven...Pulled down team-best 12 rebounds in Junkanoo Jam championship game against Rutgers (11/30)...Named to Junkanoo Jam All-Tournament Team...Led Jackets

with 11 rebounds in win over Wisconsin (12/5) for fourth-straight game pulling down double-figure rebounds...Recorded her seventh career double-double in win over ETSU (12/15) with 20 points and 11 rebounds...Marked first career game with 20-plus points...Added eight points, four rebounds and five assists in win over Rice (12/21) in Coqui Classic...Led Jackets offensively with 18 points in ACC-opening win over Virginia (12/29) and hit two three-pointers in fourth quarter...Finished with three assists, two steals and a block against Cavaliers...Recorded double-double against Miami (1/2) with 10 points and 10 rebounds...Posted third-straight game in double-figures with 13 points at Wake Forest (1/5), nearly missing a double-double with eight rebounds...Added 10 points in Tech's win at No. 11/11 Florida State (1/9), hitting five field goals, and added a steal and an assist...Dished out a team-high five assists in Tech's win against Clemson (1/12) and added two blocks...Played 25 minutes at Syracuse (1/16) and finished with 11 points and a team-high nine rebounds...Also recorded three steals and two blocks against the Orange...Nearly missed a double-double against Boston College (1/19) with 10 rebounds and nine points...Added 12 points and a team-high nine rebounds against North Carolina (1/23), while dishing out five assists...Played the full 40 minutes at Duke (1/26), recording nine rebounds, eight points, five assists and three steals while shooting 4-for-5 from the field...Recorded seven points and seven rebounds at Miami (1/30), hitting a three-pointer and recording an assist...Posted 10 points, five rebounds and three assists against Notre Dame (2/2)...Just missed a double-double at Pittsburgh (2/6) with nine points and eight rebounds...Added five assists, a steal and a block against the Panthers...Recorded a career-high in scoring with 21 points against Wake Forest (2/9), hitting eight field goals and five free throws...Led team with eight rebounds against Deacs and also dished out three assists...Secured 10 rebounds at Virginia Tech (2/13) with six points...Recorded her





## STUDENT-ATHLETE PROFILES

fifth double-double of the season in Tech's win over No. 17/18 Florida State (2/23) with 13 points and 11 rebounds...Also dished out four assists against the Seminoles and went 5-for-6 at the free throw line...Finished with 11 points, four rebounds, three blocks, two assists and a steal in Tech's ACC Tournament quarterfinal game against No. 10 NC State (3/6).

**2018-19 (Sophomore):** Opened the season at Houston (11/9) nearly missing a double-double with 10 points and nine rebounds...Led Jackets with 13 points against No. 14 Georgia (11/18), while also pulling down seven rebounds, helping Tech uproot the in-state rival...Recorded eight points, six rebounds and three assists at No. 7 Maryland (11/29) in the ACC/Big Ten Challenge...Added 10 points to the scoreboard against Alabama State (12/5), going 5-for-8 from the field...Pulled down nine rebounds against Dayton (12/21) in the West Palm Beach Invitational to lead Tech on the boards, while tying her season-high...Recorded first double-double of the season against Wofford (12/30), scoring 13 points and securing a season-best 12 rebounds, while dishing out a season-best five assists...Contributed eight points and six rebounds in Tech's win at Boston College (1/3), while dishing out four assists...Finished with seven points and seven rebounds against No. 2 Notre Dame (1/6) in 26 minutes of playing time...Notched her second double-double of the season against Duke (1/10) with 13 points and 11 rebounds and went a career-best 5-for-11 at the free throw line...Tied for the team-lead with 10 rebounds at No. 2 Louisville (1/13)...Missed a double-double against No. 12 Syracuse (1/20) with nine rebounds and seven points...Recorded fourth career double-double at UNC (1/31) behind 17 points and 12 rebounds, tying her season-high in scoring...Posted seven points and seven rebounds at No. 5 Notre Dame (2/3), while adding three steals, two blocks and two assists against the Fighting Irish...Pulled down team-high 10 rebounds in win over Pitt (2/7)...Chipped in 10 points in Tech's win over Virginia Tech (2/17) and finished with four assists and two steals...Secured seven rebounds at Virginia (2/24)...Secured team-best nine rebounds at No. 15 Miami (2/28)...Added 11 points and eight rebounds to the board against No. 22/21 Florida State (3/3).

**2017-18 (True Freshman):** Made collegiate debut at App State (11/10) and finished with three rebounds and two points in 24 minutes of action...Earned third start against Kennesaw State (11/15) and finished with four points and seven rebounds...Contributed four points at Princeton (11/19)...Posted six points and seven rebounds

against No. 8/9 Baylor (11/25) in the Junkanoo Jam Championship Game...Tied her then-season-highs in both blocks (2) and steals (3) against MTSU (12/3)...Scored a season-high nine points against UT Arlington (12/10), hitting a season-high four field goals...Tied her season-high of nine points at Georgia (12/17) and nearly missed a double-double with eight rebounds...Swiped a career-high five steals against Charleston Southern (12/19)...Played 13 minutes against No. 3/4 Louisville (12/28) to open ACC play and finished with two rebounds and two points...Matched her season-high of three assists in the win over Clemson (12/31)...Pulled down five rebounds at Virginia Tech (1/25)...Pulled down seven rebounds at No. 19 Duke (2/1) including four on the offensive glass...Led Tech on the glass at Clemson (2/4) with eight rebounds and set a personal-best with three blocks...Set personal-best with 10 rebounds in win over Boston College (2/8) and tied season-high of five steals...Scored career-high 14 points over Miami (2/22), hitting 7-of-9 from the field...Pulled down six rebounds at Florida State (2/25)...Notched first career double-double behind 17 points and 13 rebounds in WNIT opener against Bethune-Cookman (3/15)...Also dished out seven assists, two blocks and two steals against Bethune-Cookman...Had eight points and eight rebounds against UAB (3/18) in WNIT...Closed season with eight points and five rebounds at Alabama (3/22).

**Prep:** Was the No. 2 ranked international player by ProspectsNation.com...14th-ranked player in Italy...Competed in Italian Championships three years from 2015-17 and named All-Star Five...In 2017, competed in the FIBA U19 World Championships and FIBA U18 European Championships with the Italian National Team...Named FIBA U16 European Championship All-Star Five in 2015...Helped Italy to a silver medal at the FIBA U17 World Championship in 2016.

**Personal:** Introduced to basketball at age 8 by her uncle who was playing professionally...Chose Georgia Tech because of the academics, player development and new experience...Lists most memorable athletic accomplishment as placing second at the FIBA U17 World Championship in 2016...Majoring in business.

### CAREER STATS

Year					Total			3-Point			F-Throw			Rebounds											
	GP	GS	Min	Avg	FG	FGA	Pct	FG	FGA	Pct	FT	FTA	Pct	Off	Def	Tot	Avg	PF	F0	Ast	TO	Blk	Stl	Pts	Avg
2017-18	34	32	701	20.6	57	173	.329	1	6	.167	12	26	.462	46	104	150	4.4	72	1	50	52	26	46	127	3.7
2018-19	30	29	851	28.4	90	220	.409	1	4	.250	28	56	.500	70	149	219	7.3	96	2	59	70	31	44	209	7.0
2019-20	31	30	1060	34.2	128	285	.449	7	25	.280	48	83	.578	64	176	240	7.7	88	1	76	59	37	36	311	10.0
<b>TOTAL</b>	<b>95</b>	<b>91</b>	<b>2610</b>	<b>27.5</b>	<b>275</b>	<b>678</b>	<b>.406</b>	<b>9</b>	<b>35</b>	<b>.257</b>	<b>88</b>	<b>165</b>	<b>.533</b>	<b>180</b>	<b>429</b>	<b>609</b>	<b>6.4</b>	<b>256</b>	<b>4</b>	<b>185</b>	<b>181</b>	<b>94</b>	<b>126</b>	<b>647</b>	<b>6.8</b>

### ACC STATS

Year					Total			3-Point			F-Throw			Rebounds											
	GP	GS	Min	Avg	FG	FGA	Pct	FG	FGA	Pct	FT	FTA	Pct	Off	Def	Tot	Avg	PF	F0	Ast	TO	Blk	Stl	Pts	Avg
2017-18	16	14	299	18.7	17	64	.266	0	1	.000	2	7	.286	19	47	66	4.1	40	1	21	18	13	20	36	2.3
2018-19	16	15	482	30.1	49	125	.392	0	1	.000	20	41	.488	52	80	132	8.3	54	2	30	39	14	25	118	7.4
2019-20	18	17	632	35.1	72	156	.462	3	10	.300	31	52	.596	33	98	131	7.3	51	1	41	36	13	18	178	9.9
<b>TOTAL</b>	<b>50</b>	<b>46</b>	<b>1413</b>	<b>28.3</b>	<b>138</b>	<b>345</b>	<b>.400</b>	<b>3</b>	<b>12</b>	<b>.250</b>	<b>53</b>	<b>100</b>	<b>.530</b>	<b>104</b>	<b>225</b>	<b>329</b>	<b>6.6</b>	<b>145</b>	<b>4</b>	<b>92</b>	<b>93</b>	<b>40</b>	<b>63</b>	<b>332</b>	<b>6.6</b>

## STUDENT-ATHLETE PROFILES

**KIERRA FLETCHER #41****Sr. • 5'9"****Guard****Warren, Mich.****Warren Cousino****AWARDS**

- >> 2017-18 All-ACC Freshman Team
- >> 2017-18 ACC Rookie of the Week - Feb. 15
- >> 2017-18 ACC Academic Honor Roll
- >> 2018-19 All-ACC Academic Team
- >> 2018-19 ACC Academic Honor Roll
- >> 2019-20 All-ACC Academic Team
- >> 2019-20 ACC Academic Honor Roll

**BIO**

**2019-20 (Junior):** Started all 31 games... Averaged 10.2 points, 6.2 rebounds, 3.1 assists and 1.3 steals per game... Led team in assists (95) and was second in rebounding... Finished second on the team in scoring... Recorded her first game in double-figures against Grambling State (11/10), chipping in 13 points, while dishing out seven assists to match her career-high... Second on the team in scoring at Georgia (11/17), pitching in 16 points on seven field goals, including her first-ever three-pointer as Tech defeated Georgia in Athens for the first time in program history... Finished with eight points, five rebounds, five assists, a block and a steal in win over Wisconsin (12/5)... Pulled down nine rebounds in win at Kennesaw State (12/8)... Chipped in 11 points against No. 11/12 Texas A&M (12/20) in Coqui Classic, going 5-for-8 from the field and hitting Tech's only free throw... Recorded first double-double of the season in win over Rice (12/21) with 15 points and a team-high 13 rebounds... Hit the game-

winning shot against Rice with 1.9 seconds left... Posted 11 points, eight rebounds, a block and an assist in ACC opening win over Virginia (12/29)... Nearly missed a double-double against No. 23 Miami (1/2) with 10 rebounds and eight points... Was perfect 8-for-8 at the free throw line at Wake Forest (1/5) to finish with 12 points in the game, while dishing out four assists and two steals... Added 13 points in Tech's win at Syracuse (1/16) and finished with three steals and a 5-for-5 effort at the free throw line... Dropped a season-high 19 points against North Carolina (1/23), including hitting her second career three-pointer that tied the game with 11 seconds left and forced overtime... Finished with seven rebounds, two steals and an assist against the Tar Heels... Added 10 points at Duke (1/26) playing the full 40 minutes... Played 44 minutes at Miami (1/30) and finished with 10 points, eight rebounds, three assists and two blocks... Finished with eight points, seven rebounds, five assists and three steals against Notre Dame (2/2)... Pitched in 10 points, five rebounds, four assists and two steals at Pittsburgh (2/6)... Dropped double-double at Virginia Tech (2/13) with 17 points and 13 rebounds to match her season-high on the boards... Scored 14 points against No. 17/18 Florida State (2/23) while recording five rebounds and three assists as Tech completed the season sweep over the Seminoles... Contributed 11 points in final regular season game at Clemson (3/1)... Dropped 15 points against No. 10 NC State (3/6) in ACC Tournament quarterfinals... Pulled down nine rebounds against the Wolfpack and recorded three assists and two steals.

**2018-19 (Sophomore):** Led the Jackets at Houston (11/9) with 25 points on 10-of-14 shooting and collected seven rebounds... Nearly missed a double-double against App State (11/11) finishing with 10 points and eight rebounds... Helped Tech upset No. 14 Georgia (11/18) with 10 points and five rebounds, while swiping four steals... Led Tech offensively at No. 7 Maryland (11/29) with 14 points in the ACC/Big Ten Challenge... Also swiped three steals against the Terrapins... Recorded her first collegiate double-double against Seton Hall (12/20) with 11 points and a career-high 14 rebounds... Also dished out season-best five assists against the Pirates... Contributed nine points and six rebounds against Wofford (12/30) and finished with two assists and two steals... Tied for team-high in scoring at Boston College (1/3) with 18 points, hitting five field goals and going a perfect 8-for-8 at the free throw line... Tied





# STUDENT-ATHLETE PROFILES

her career-high with six assists against No. 2 Notre Dame (1/6) and finished with seven points and six rebounds...Tied her career-high with six assists in Tech's win over Duke (1/10)...Contributed 13 points at Clemson (1/17), connecting on 7-of-10 from the free throw line and led the team in rebounding with seven...Dropped a team-high 22 points against No. 12 Syracuse (1/20) to lead Tech's offense in the win and nearly missed a double-double with nine rebounds...Recorded a career-best seven assists against the Orange and hit a personal-high 10 free throws in the win...Blocked a career-high three shots at No. 5 Notre Dame (2/3) and posted six points and four rebounds...Posted a double-double against Clemson (2/21) with 13 points and a team-high 11 rebounds...Finished with seven assists, matching her career-high, and five steals to set a season-best against the Tigers.

**2017-18 (True Freshman):** ACC All-Freshman Team selection...Started all 34 games in her inaugural season...Finished fourth on the team in scoring, averaging 7.6 ppg...Pulled down an impressive 5.2 rpg...Lead the team in assists with 78...Second on the team in steals, swiping 55 during the season...Earned first collegiate start in season-opener at App State (11/10) and finished with six points, four rebounds, four assists and one steal in 22 minutes...Played 17 minutes in home opener at SC State (11/12) to contribute seven points, five assists, three rebounds, two steals and a block...Saw 16 minutes of playing time against Kennesaw State (11/15) and picked up two steals...Contributed seven points against No. 8/9 Baylor (11/25) in the Junkanoo Jam Championship Game...Pulled down a career- and team-high 11 rebounds against UT Arlington (12/10), 10 coming on the defensive end...Scored 14 points in win over Charleston Southern (12/19) hitting a career-high six field goals for first double-figure scoring game...Added 10 points in Tech's win over Southern Miss (12/21)...Played a then-season-high 36 minutes in ACC opener against No. 3/4 Louisville (12/28) and finished with nine points and seven rebounds, including a defensive board with 28 seconds left that returned possession to Tech and led to the game-tying shot...Led the Jackets with 13 points against Clemson (12/31) and also recorded three steals...Played 36 minutes against No. 2 Notre Dame (1/7) and recorded seven rebounds and three steals...Chipped in eight points at NC State (1/10)...Led Tech on the boards at Pitt (1/14), pulling down nine...Set a career-best at the free throw line against Wake Forest (1/21), going 9-for-10 to finish with 11 points in the win...Posted season-high two blocks and finished with 12 points at Virginia Tech (1/25)...Set a career-best

of six assists at No. 19 Duke (2/1) and pulled down eight rebounds...Recorded a then-season-high four steals in the win at Clemson (2/4)...Posted a solid stat line in win over Boston College (2/8) with 14 points, nine rebounds, five assists and three steals...Recorded second straight game in double-figures with 10 at No. 5 Notre Dame (2/11)...Posted career-high 18 points in win over UNC (2/15), hitting six field goals and going 6-for-9 from the free throw line...Nearly missed a double-double against the Tar Heels, pulling down nine rebounds...Earned ACC Rookie of the Week following her performance against UNC...Swiped career-best seven steals against Miami (2/22)...Pulled down seven rebounds at Florida State (2/25)...Scored 12 points against Clemson (2/28) in the opening game of the ACC Tournament, helping Tech to victory...Recorded seven rebounds and seven points against Virginia (3/1) in ACC Tournament...Posted back-to-back 14 point outings to open WNIT, first against Bethune-Cookman (3/15) followed by UAB (3/18)...Secured 11 rebounds in WNIT contest at Alabama (3/22).

**Prep:** Attended Cousino High School in Warren, Michigan...Helped lead high school to district championships in 2014, 2016 and 2017...Member of state championship team in 2016, the first-ever in program history...Two-time Mac Red Champions in 2015-16 and 2016-17...Twice named Mac Red MVP in 2016 and 2017...Averaged 23.5 points, 12.8 rebounds, 6.2 assists, 5.2 steals and 2.1 blocks as a senior...Named Class A Player of the Year by the Associated Press...Two-time Mac White Champions (2013-15)...Named the Mac White MVP in 2015...Tabbed first team All-County four times...Named all-state three times (2015-17)...McDonald's All-American nominee...Named to ESPNW Top 100 list at No. 51...Twice named MLive Detroit Player of the Year.

**Personal:** Chose Georgia Tech because of the prestigious academics, it felt like home and player development...Lists her most memorable athletic accomplishment as scoring 47 points in the district championship game during her last home game of high school, setting a school record...Says her most memorable non-athletic accomplishment was helping develop the diversity summit program at her high school...Majoring in history, technology and society.

## CAREER STATS

	Total							3-Point			F-Throw			Rebounds											
Year	GP	GS	Min	Avg	FG	FGA	Pct	FG	FGA	Pct	FT	FTA	Pct	Off	Def	Tot	Avg	PF	FO	Ast	TO	Blk	Stl	Pts	Avg
2017-18	34	34	902	26.5	98	233	.421	0	2	.000	61	102	.598	57	120	177	5.2	88	2	78	60	10	55	257	7.6
2018-19	27	27	853	31.6	81	221	.367	0	3	.000	79	111	.712	60	96	156	5.8	68	2	74	67	10	47	241	8.9
2019-20	31	31	1091	35.2	119	268	.444	2	15	.133	76	106	.717	81	112	193	6.2	65	1	95	63	9	40	316	10.2
TOTAL	92	92	2849	31.0	298	722	.413	2	20	.100	216	319	.677	198	328	526	5.7	221	4	247	190	29	142	814	8.8

## ACC STATS

Year	GP	GS	Min	Avg	Total			3-Point			F-Throw			Off	Def	Rebounds		PF	FO	Ast	TO	Blk	Stl	Pts	Avg
					FG	FGA	Pct	FG	FGA	Pct	FT	FTA	Pct			Tot	Avg								
2017-18	16	16	478	29.9	55	140	.393	0	1	.000	29	46	.630	35	61	96	6.0	49	2	37	37	5	33	139	8.7
2018-19	14	14	466	33.3	42	132	.318	0	2	.000	48	61	.787	34	50	84	6.0	33	1	48	36	7	20	132	9.4
2019-20	18	18	649	36.1	69	170	.406	1	9	.111	51	67	.761	49	57	106	5.9	42	1	43	39	4	26	190	10.6
<b>TOTAL</b>	<b>48</b>	<b>48</b>	<b>1593</b>	<b>33.2</b>	<b>166</b>	<b>442</b>	<b>.376</b>	<b>1</b>	<b>12</b>	<b>.083</b>	<b>128</b>	<b>174</b>	<b>.736</b>	<b>118</b>	<b>168</b>	<b>286</b>	<b>6.0</b>	<b>124</b>	<b>4</b>	<b>128</b>	<b>112</b>	<b>16</b>	<b>79</b>	<b>461</b>	<b>9.6</b>

## STUDENT-ATHLETE PROFILES

**SARAH BATES****#3****r-Jr. • 5'9"****Guard****Fresno, Calif.****Kansas State****BIO**

**2019-20 (Redshirt-Sophomore):** Took the floor in 17 contests in her first season as a Yellow Jacket... Made debut as a Yellow Jacket in the season-opener against Houston (11/5)... Knocked down first three-pointer at Tech against Grambling State (11/10)... Took the floor for two minutes at Georgia (11/17) in Tech's first-ever win over the Lady Bulldogs in Athens... Added six points, hitting a season-high two three-pointers, in Tech's win over ETSU (12/15) in a season-high 18 minutes... Took the floor for two minutes off the bench in Tech's win at No. 11/11 Florida State (1/9)... Played three minutes against Notre Dame (2/2) and secured a rebound... Completed an old-fashioned three-point play at Pitt (2/6) playing six minutes... Took the floor for five minutes against Florida State (2/23) and dished out an assist.

**AT KANSAS STATE (2018-19):** Redshirted 2018-19 due to NCAA transfer rules.

**AT UC SANTA BARBARA (2017-18):** Earned 25 starts in 29 games played... Played 841 minutes (29.0 mpg) and finished freshman season with 317 points (10.0 ppg)... Ranked 14th in the Big West Conference in scoring... Led the team and ranked fourth in the Big West in 3-point field goals made... Tied for 21st in nation for 3-point field goals made by freshmen only... Hit 41.2 percent from beyond the arc (61-of-148)... Her 41.2 percent efficiency ranked second on the team, fifth in the conference and 113th in the nation... Was 100-of-235 (.426) from the field and 56-of-79 (.709) from the free throw line... Finished with 82 assists, 17 steals, and 69 rebounds... Ranked 13th in Big West scoring in league games only, recording 210 points (13.1 ppg)... Registered 16 double figure scoring games, including four games with 20 or more points... Made two or more 3-point field goals in 15 games, including four games with four or more connections... Handed out five or more assists in five games... Opened her collegiate career with a career-high 25 points on 5-of-13 shooting from the field and a career-high 12-of-16 effort from the free throw line with five rebounds and five assists at Northern Arizona (11/10)... Notched 11 points on 4-of-10 shooting including 3-of-6 from beyond the arc against Seattle (11/17)... Tallied 11 points on 4-of-7 shooting against Fresno State (11/30)... Recorded 15 points, seven rebounds, three assists and two steals against San Diego State (12/22)... Posted 17 points on 5-of-6 shooting and 5-of-7 from the foul line with four rebounds and two assists against Cal Poly (1/6)... Registered 23 points on 6-of-11 shooting including a 5-of-7 effort from 3-point range and 6-of-6 from the charity stripe with five rebounds and five assists at Cal State Northridge (1/11)... Added 14 points, three rebounds and two assists against UC Davis (1/18)... Poured in 22 points on 8-of-11 shooting including a 6-of-9 effort from 3-point range and four assists at Long Beach State (1/20)... Tied her





career-high with 25 points on 9-of-17 shooting including a career-high 7-of-12 effort from 3-point range at UC Davis (1/27)... Chipped in with 17 points on 5-of-9 shooting including a 3-of-6 effort from 3-point range at Cal Poly (2/21).

**PREP:** Four-year varsity letterwinner at Clovis West High School in Fresno, Calif. under coach Craig Campbell... Four-time All-TRAC honors... Three-time All-CIF selection... Earned All-State honors as a senior... Led the Golden Eagles to a 34-2 record and the CIF Open Division State Championship as a senior... Scored 11 straight points in the fourth quarter to lead Clovis West to a 44-40 victory over Archbishop Mitty in the title game... Ranks third all-time in scoring and fourth all-time in assists in school history... In her junior season, averaged 12.9 points, 3.3 rebounds, 2.6 assists and 2.4 steals per game... Averaged 11.2 points per game as a sophomore... Also competed in cross country and track... Earned Scholar Athlete honors.

**PERSONAL:** Chose Georgia Tech because of the coaching staff, the academics and the team... Started playing basketball at age five in a local boys and girls league... Lists her most memorable athletic accomplishment as winning state championship as a senior.



### CAREER STATS (AT GEORGIA TECH)

Year	GP	GS	Min	Avg	Total FG	FGA	Pct	3-Point FG	FGA	Pct	FT	F-Throw FTA	Pct	Off	Def	Rebounds Tot	Avg	PF	FO	Ast	TO	Blk	Stl	Pts	Avg
2019-20	17	0	82	4.8	6	24	.250	3	16	.188	3	5	.600	0	6	6	0.4	6	0	3	5	0	3	18	1.1

### ACC STATS

Year	GP	GS	Min	Avg	Total FG	FGA	Pct	3-Point FG	FGA	Pct	FT	F-Throw FTA	Pct	Off	Def	Rebounds Tot	Avg	PF	FO	Ast	TO	Blk	Stl	Pts	Avg
2018-19	9	0	29	3.2	1	9	.111	0	4	.000	1	1	1.000	0	1	1	0.1	3	0	1	3	0	1	3	0.3
<b>TOTAL</b>	<b>9</b>	<b>0</b>	<b>29</b>	<b>3.2</b>	<b>1</b>	<b>9</b>	<b>.111</b>	<b>0</b>	<b>4</b>	<b>.000</b>	<b>1</b>	<b>1</b>	<b>1.000</b>	<b>0</b>	<b>1</b>	<b>1</b>	<b>0.1</b>	<b>3</b>	<b>0</b>	<b>1</b>	<b>3</b>	<b>0</b>	<b>1</b>	<b>3</b>	<b>0.3</b>

### CAREER STATS (GEORGIA TECH & UC SANTA BARBARA)

Year	GP	GS	Min	Avg	Total FG	FGA	Pct	3-Point FG	FGA	Pct	FT	F-Throw FTA	Pct	Off	Def	Rebounds Tot	Avg	PF	FO	Ast	TO	Blk	Stl	Pts	Avg
2017-18	29	25	841	29.0	100	235	.426	61	148	.412	56	79	.709	14	55	69	2.4	50	1	82	66	3	17	317	10.9
2019-20	17	0	82	4.8	6	24	.250	3	16	.188	3	5	.600	0	6	6	0.4	6	0	3	5	0	3	18	1.1
<b>TOTAL</b>	<b>46</b>	<b>25</b>	<b>923</b>	<b>20.1</b>	<b>106</b>	<b>259</b>	<b>.409</b>	<b>64</b>	<b>164</b>	<b>.390</b>	<b>59</b>	<b>84</b>	<b>.702</b>	<b>14</b>	<b>61</b>	<b>75</b>	<b>1.6</b>	<b>56</b>	<b>1</b>	<b>85</b>	<b>71</b>	<b>3</b>	<b>20</b>	<b>335</b>	<b>7.3</b>

## STUDENT-ATHLETE PROFILES



## LOTTA-MAJ LAHTINEN #31

Jr. • 5'7"

Guard

Helsinki, Finland

Mäkelänrinne Sports

## AWARDS

- >> 2018-19 ACC Academic Honor Roll
- >> 2019-20 All-ACC Academic Team
- >> 2019-20 ACC Academic Honor Roll

## BIO

**2019-20 (Sophomore):** Appeared in all 31 games and started in 30... Finished season averaging 9.1 points, 4.3 rebounds, 2.6 assists and 1.4 steals per game... Led team in steals (42) and second on the team in assists (81)... Recorded 14 games scoring in double-figures... Shot 39.3 percent from the field and 54.5 percent at the free throw line... Recorded a strong night in the season-opener, scoring 16 points against Houston (11/5) off seven field goals... Also pulled down eight rebounds against the Cougars... Chipped in 11 points at Georgia (11/17) in Tech's first win in program history in Athens... Added 12 points in Tech's win over Seton Hall in the Junkanoo Jam (11/28), going 5-for-6 from the free throw line... Poured in a personal-best 18 points in Tech's win at Kennesaw State (12/8), hitting a career-high four three-pointers and pulling down nine rebounds... Dropped team-high 16 points against No. 11/12 Texas A&M (12/20) in Coqui Classic, going 7-for-13 from the floor, including two three pointers, and dished out five assists... Played a full 40 minutes in Tech's win over Rice (12/21), finishing with six points, three rebounds and two assists... Posted 13 points, four rebounds, four assists, two blocks and a steal in ACC opening win over Virginia (12/29), playing the full 40 minutes... Dropped 15 points in Tech's upset over No. 23 Miami (1/2) to tie for the team lead... Also recorded four steals against the Hurricanes... Posted third-straight game in double-figures with 11 points at Wake Forest (1/5) while recording two steals and two assists... Added four points and four rebounds in Tech's win at No. 11/11 Florida State (1/9)... Dropped 17 points in the first half at Syracuse (1/16) to lead Tech and finish one point shy of matching her career-high... Tied her career-high in field goals hitting seven at Syracuse... Chipped in 10 points against Boston College (1/19) and recorded three steals... Added 11 points, four assists and two rebounds against North Carolina (1/23)... Led Tech with 12 points at Duke (1/26) and recorded four steals, three assists and two rebounds... Paced Tech with eight rebounds against Notre Dame (2/2) and finished with six points... Contributed six points and two steals in win at Pittsburgh (2/6)... Hit a three-pointer and added nine points at Virginia Tech (2/13) with two assists and two steals... Dished out team-high five assists in Tech's win at NC State (2/16), while recording four steals and seven rebounds...

Finished with nine points in win over Wolfpack... Attempted a career-high 16 field goals to finish with 11 points against No. 5 Louisville (2/20)... Posted first career double-double at Clemson (3/1), matching career-high with 18 points and setting career-high with 12 rebounds... Recorded eight points and five rebounds in Tech's win over Pitt (3/5) in ACC Tournament second round action.

**2018-19 (True Freshman):** Took the floor in her first collegiate outing at Houston (11/9), contributing three points, three steals and two assists... Chipped in nine points against Western Carolina (11/14)... Saw 28 minutes of action at No. 7 Maryland (11/29) in the ACC/Big Ten Challenge, posting eight points, six steals and four assists... Came off the bench for 19 minutes against Alabama State (12/5), swiping three steals and dished out three assists to help Tech to victory... Added seven points in Tech's win at Boston College (1/3), hitting a three-pointer and two free throws, while collecting three steals... Added three points, connecting on a triple, against No. 2 Notre Dame (1/6)... Scored 10 points in the third quarter at Clemson (1/17) to record a then-personal-best in scoring... Hit two three-pointers against the Tigers, also marking a personal-high... Earned her first collegiate start against No. 12 Syracuse (1/20) and recorded a career-high six rebounds... Recorded her first collegiate block against NC State (1/27)... Contributed 14 points at UNC (1/31), going a perfect 6-for-6 from the free throw line and connecting on 4-of-8 from the field... Went 2-for-6 from three-point range at No. 5 Notre Dame (2/3) to set personal-bests and tied season-high of six rebounds... Went 4-for-4 at the charity stripe and recorded three steals in Tech's win at Wake Forest (2/10)... Contributed six points and five rebounds in win over Clemson (2/21) while recording three assists and three steals... Tied her career-high with six steals at Virginia (2/24)... Earned the start at No. 15 Miami (2/28) and finished with eight points, four rebounds and four assists... Dished out personal-best seven assists against No. 22/21 Florida State (3/3).

**Prep:** Attended Mäkelänrinne Sports High in Helsinki, Finland... Member of U19 Finnish Championship team in 2016... Team finished second in 2015... Finished third in high school world championships in 2017... Member of Finnish division 1 championship team in 2016... Picked up MVP honors with Basketball Without Borders Global Camp in 2017 and Europe Camp in 2016... Competed in 2017 Nordic Championships... Played with Finnish National Team from 2014-18... Competed in U16 European Championships in 2014 and 2015 with national team... Participated in U18 European Championships in 2016 and 2017... Took part in European qualifiers in 2016-18.

**Personal:** Member of student council in high school... Received "good athlete" recognition with graduation... Captain of National Team and club team... Chose Georgia Tech because of the competitive basketball, high level of academics and the team culture... Enjoys reading, singing, watching movies and meeting new people... Started playing basketball at age seven when she attended a practice near her house... Has several memorable athletic accomplishments including the high school world championships in 2017... Enjoyed the atmosphere and competitiveness of the tournament where the team finished third.

## CAREER STATS

Year					Total			3-Point			F-Throw			Rebounds													
	GP	GS	Min	Avg	FG	FGA	Pct	FG	FGA	Pct	FT	FTA	Pct	Off	Def	Tot	Avg	PF	FO	Ast	TO	Blk	Stl	Pts	Avg		
2018-19	30	5	602	20.1	53	159	.333	13	49	.265	23	31	.742	31	34	65	2.2	67	3	66	65	2	48	142	4.7		
2019-20	31	30	1014	32.7	108	275	.393	29	101	.287	36	66	.545	52	81	133	4.3	70	0	81	68	4	42	281	9.1		
TOTAL	61	35	1612	26.4	161	434	.371	42	150	.280	59	97	.608	83	115	198	3.2	137	2	147	133	6	90	423	6.9		

## ACC STATS

Year	Total							3-Point			F-Throw			Rebounds											
	GP	GS	Min	Avg	FG	FGA	Pct	FG	FGA	Pct	FT	FTA	Pct	Off	Def	Tot	Avg	PF	FO	Ast	TO	Blk	Stl	Pts	Avg
2018-19	16	4	348	21.8	27	96	.281	7	32	.219	14	17	.824	18	22	40	2.5	35	1	32	39	2	26	75	4.7
2019-20	18	17	591	32.8	64	155	.413	13	54	.241	19	43	.442	19	51	70	3.9	46	0	46	44	2	29	160	8.9
TOTAL	34	21	939	27.6	91	251	.363	20	86	.233	33	60	.550	37	73	110	3.2	81	1	78	83	4	55	235	6.9



## STUDENT-ATHLETE PROFILES

**KONDALIA MONTGOMERY #12**

**Jr. • 5'7"**  
**Guard**  
**Tacoma, Wash.**  
**Lincoln**

**AWARDS**

>> 2018-19 ACC Academic Honor Roll

**BIO**

**2019-20 (Sophomore):** Saw action in 17 games...Played 12 minutes in season-opener against Houston (11/15)...Took the floor for two minutes in Tech's win at Georgia (11/17), marking the first program win in Athens...Took the floor for 12 minutes against Seton Hall (11/28) in the Junkanoo Jam and dished out an assist...Went 2-for-2 from the charity stripe in win over ETSU (12/15) and hit a field goal to finish with four points...Came off the bench at Syracuse (1/16) to play six minutes and finish with one rebound and an assist...Pulled down a rebound against Boston College (1/19)...Played five minutes against Notre Dame (2/2), hit a field goal and pulled down two rebounds...Pulled down a career-high five rebounds and hit a personal-best three free throws at Pitt (2/6) to finish with three points...Played 10 minutes against Louisville (2/20) and posted a rebound and assist.

**2018-19 (True Freshman):** Scored first collegiate field goal in season-opener at Houston (11/9)...Took the floor against App State (11/11) and pulled down a rebound and dished out an assist...Saw three minutes of action against Alabama State (12/5) and secured a rebound...Saw game action against Wofford (12/30)...Attempted a field goal at No. 5 Notre Dame (2/3), taking the floor for one minute...Took the floor for two minutes in Tech's win over Clemson (2/21)...Took the floor at No. 15 Miami (2/28)...Played a season-best 11 minutes against No. 22/21 Florida State (3/3).

**Prep:** Attended Lincoln High School in Tacoma, Wash. ...Played for Jamila Jones for four seasons, serving two seasons as team captain...Helped lead team to three consecutive league titles and two district championships...Named league MVP in 2018...Tabbed Defensive Player of the Year in 2016 and 2017...South Sound All-Star Game participant.

**Personal:** Sister, Alex, played at Georgia Tech from 2008-11 and was drafted 10th overall in the first round of the WNBA Draft by the New York Liberty in 2011...Intends to major in industrial engineering...Chose Georgia Tech because of its prestigious recognition in engineering...Enjoys playing chess and drawing...Started playing basketball in the 8th grade (14 years old) when she was encouraged to by her sister, Jazzmn...Lists winning district three times with her high school as her most memorable athletic accomplishment.

**CAREER STATS**

Year	GP	GS	Min	Avg	Total			3-Point			FT	F-Throw		Off	Def	Rebounds		PF	FO	Ast	TO	Blk	Stl	Pts	Avg
					FG	FGA	Pct	FG	FGA	Pct		FTA	Pct			Tot	Avg								
2018-19	12	0	43	3.6	3	7	.429	0	0	.000	2	2	1.000	2	2	4	0.3	9	0	2	4	0	1	8	0.7
2019-20	17	0	90	5.3	2	9	.222	0	1	.000	6	10	.600	9	3	12	0.7	13	0	5	5	0	1	10	0.6
TOTAL	29	0	132	4.6	5	16	.313	0	1	.000	8	12	.667	11	5	16	0.6	22	0	7	9	0	2	18	0.6

**ACC STATS**

Year	GP	GS	Min	Avg	Total			3-Point			FT	F-Throw		Off	Def	Rebounds		PF	FO	Ast	TO	Blk	Stl	Pts	Avg
					FG	FGA	Pct	FG	FGA	Pct		FTA	Pct			Tot	Avg								
2018-19	4	0	15	3.8	0	2	.000	0	0	.000	0	0	.000	0	0	0	0.0	2	0	0	2	0	0	0	0.0
2019-20	7	0	38	5.5	1	6	.167	0	1	.000	3	4	.750	9	1	10	1.4	6	0	2	0	0	0	5	0.7
TOTAL	11	0	53	4.8	1	8	.125	0	1	.000	3	4	.750	9	1	10	0.9	8	0	2	2	0	0	5	.455

## STUDENT-ATHLETE PROFILES

**NEREA HERMOSA #20****So. • 6'5"****Center****Vitoria, Spain****IES Joaquim Blume****BIO**

**2019-20 (True Freshman):** Took the floor in all 31 games as a freshman and earned the start in 15...Finished the season averaging 6.5 points and 4.1 rebounds per game...Fourth on the team in rebounding...Recorded nine games scoring in double-figures...Made her collegiate debut against Houston (11/5), finishing with four points and three rebounds...Had a strong performance against Grambling State (11/10), notching her first double-figure game with 15 points, going 5-for-6 from both the field and free throw line...Blocked three shots in Tech's win at Georgia (11/17), marking the first program win in history in Athens...Pulled down season-best nine rebounds in win over Georgia State (11/20), while also dishing out season-high four assists...Added 12 points in win over Seton Hall in Junkanoo Jam (11/28), going 6-for-9 from the field...Led team against Rutgers (11/30) offensively with 13 points in Junkanoo Jam championship game...Scored game-high 14 points in win over Wisconsin (12/5), connecting on 7-for-10 from the field to set season-bests...Finished with nine points, on 4-of-5 shooting, three rebounds and an assist at Wake Forest (1/5)...Came off

the bench at Syracuse (1/16) to post eight points, two steals, two blocks and one rebound...Blocked a career-high four shots against North Carolina (1/23) and finished with five points and four rebounds...Finished with eight points and eight rebounds at Miami (1/30) in 37 minutes...Dropped season-high 16 points in win at Pittsburgh (2/6) and finished with seven rebounds, two steals, two blocks and an assist...Contributed 12 points in Tech's win at No. 4 NC State (2/16) and finished with six rebounds, three blocks, an assist and a steal...Went 6-for-6 from the field against the Wolfpack...Led Tech with 11 points against No. 5 Louisville (2/20)...Added 10 points in Tech's win over No. 17/18 Florida State (2/23)...Dropped 14 points in win over Pitt (3/5) in the second round of the ACC Tournament and pulled down eight rebounds.

**PREP:** Member of Spain's National Team...First participated with the National Team with the U14 team, playing in the BAM International Tournament in Slovenia...Earned MVP in round seven for her 27-point, seven-rebound performance against Barça-CBS...Competed in U16 European Championship when Spain finished fifth...Averaged 4.8 points and 3.0 rebounds per game during the tournament...Played with U17 Spanish National Team in World Cup in Belarus...Averaged 10.1 points, 8.7 rebounds and 1.0 blocks per game as Spain finished fifth...Ranked No. 5 international recruit by Prospects Nation, No. 6 by Go Global and No. 15 international ranking by Collegiate Girls Basketball Report when she signed with Georgia Tech.

**PERSONAL:** Chose Georgia Tech because of the academics, level of competition in women's basketball and location...Started playing basketball at age 12...Lists most memorable athletic accomplishment as finishing third in the world with the National Team of Spain...Participated in a Basketball Without Borders trip to New Orleans in 2017.

**CAREER STATS**

	Total							3-Point				F-Throw			Rebounds											
Year	GP	GS	Min	Avg	FG	FGA	Pct	FG	FGA	Pct	FT	FTA	Pct	Off	Def	Tot	Avg	PF	FO	Ast	TO	Blk	Stl	Pts	Avg	
2019-20	31	15	664	21.4	89	165	.539	0	0	.000	25	44	.568	57	69	126	4.1	59	0	24	49	21	19	203	6.5	
TOTAL	31	15	664	21.4	89	165	.539	0	0	.000	25	44	.568	57	69	126	4.1	59	0	24	49	21	19	203	6.5	

**ACC STATS**

	Total							3-Point				F-Throw		Rebounds											
Year	GP	GS	Min	Avg	FG	FGA	Pct	FG	FGA	Pct	FT	FTA	Pct	Off	Def	Tot	Avg	PF	FO	Ast	TO	Blk	Stl	Pts	Avg
2019-20	18	4	359	20.0	49	82	.598	0	0	.000	10	21	.476	31	28	59	3.3	29	0	10	23	17	9	108	6.0
TOTAL	18	4	359	20.0	49	82	.598	0	0	.000	10	21	.476	31	28	59	3.3	29	0	10	23	17	9	108	6.0



## STUDENT-ATHLETE PROFILES



**RONNI NWORA #21**

**r-Fr. • 6'2"**

**F/C**

**Buffalo, N.Y.**

**The Park School of Buffalo**

**PERSONAL:** Chose Georgia Tech because of the team, campus location and academics... Has been playing basketball for "as long as I can remember because my dad got us into it"... Member of the African Student Association... Brother plays basketball at Louisville... Member of high school student government, and received the Marit Scholarship from Sage Colleges, and served her community in over 100 hours a year.

### BIO

**2019-20 (Freshman):** Redshirted the season.

**PREP:** Multi-sport athlete at The Park School of Buffalo, competing in basketball, soccer and tennis... Basketball team captain all four years... Twice named the Monseignor Martin second team (2016-18) award by Monseignor Martin Class B league... Earned Monseignor Martin first team honors in 2018-19... Scored 1,000 career points during her senior year... Tabbed the school's Female Scholar Athlete of the Year in 2018-19... Earned Monseignor Martin second team accolades in soccer.



## STUDENT-ATHLETE PROFILES - NEWCOMERS

**LOYAL McQUEEN #00**

**Fr. • 5'8"**  
**Guard**  
**Florence, S.C.**  
**Wilson**

because of the coaching staff, team, atmosphere and education...Started playing basketball at six years old at a community camp...Lists being named Gatorade Player of the Year as most memorable athletic accomplishment...Being named Wilson High School's homecoming queen is most memorable non-athletic accomplishment.

**BIO**

**PREP:** Multi-sport athlete at Wilson High School...Competed in cross country and women's basketball...2019-20 Gatorade South Carolina Girls Player of the Year...Helped Wilson HS to Class 4A state quarterfinals as a senior...Surpassed 2,000 career points at Wilson...Scored 51 points, hitting 11 three-pointers in a single game as a senior...2020 Class 4A Girls Player of the Year...2020 Max Preps South Carolina Player of the Year...2019-20 South Carolina Miss Basketball...Three-time Florence Morning News Player of the Year...USA Today Southeast Player of the Year finalist...2019 Region VI-AAAA Player of the Year...2019 Miss Hoop Zone...Named 2019 Florence Morning News Preseason Player of the Year...Three-time South Carolina Basketball Coaches Association All-State selection...Twice-named first team all-region...Also tabbed USA Today second team South Carolina and all-State in both 2018 and 2019...In 2018, WPDE All Hoop Zone Player of the Year finalist and WPDE All Hoop Zone Team honoree...Ranked No. 74 overall and No. 22 guard by ESPN...Rated top South Carolina prospect...Four-star recruit.

**PERSONAL:** Father played basketball at Wake Forest from 1988-92...Served as class president at Wilson High School...Honor roll member...Chose Georgia Tech

**ANAYA BOYD #4**

**Fr. • 5'10"**  
**Guard**  
**McDonough, Ga.**  
**Lovejoy**

Atlanta Journal Constitution 6A Player of the Year...2019 Naismith Metro Player of the Year...Ranked No. 2 Georgia recruit by Prep Girls Hoops...Ranked by ESPN No. 31 overall and No. 8 in position...Surpassed 1,000 career point mark at Lovejoy.

**PERSONAL:** Chose Georgia Tech because of its proximity to home, opportunity to receive a degree from Georgia Tech and the family atmosphere...Lists winning State Championship in 2018 as most memorable athletic accomplishment...Intends to major in psychology.

**BIO**

**PREP:** Attended Lovejoy High School...Served as team captain two years...Helped lead Lovejoy to 2018 State Championship...Tabbed second team AAAAAA all-State by AJC in 2018...Lovejoy finished State runner-up in 2019...McDonald's All-American nominee...Gatorade Player of the Year nominee...2020 Georgia Athletic Coaches Association Class 6A South first team...2020 All-Georgia honorable mention...2019

**AIXÁ WONE ARANA #11**

**So. • 6'3"**  
**Forward**  
**Pamplona, Spain**  
**IES Joaquim Blume**

**PREP:** Member of multiple Spanish National Teams...Helped lead U16 Spanish National Team to 2016 Women's European Championship gold medal, averaging 8.6 points, 4.1 rebounds and 25.6 minutes per game...Member of U18 National Team that captured silver at European Championship...Helped lead U19 National Team to bronze medal at World Cup Championship in Thailand, averaging 8.7 points and 6.4 rebounds...Participated in U17 and U20 European Championships...Also played in U18 3x3 World and European Championships...Ranked No. 15 international prospect by ProspectsNation.com.

**BIO**

**At Ohio State (2019-20):** Appeared in 28 games as a freshman at Ohio State, making five starts...Finished with 43 points, 37 rebounds, 17 assists and eight steals...Scored season-high 12 points against Ohio, going 5-for-8 from the floor...Played season-high 28 minutes at Sacramento State, finishing with five points, six rebounds and three assists.

**PERSONAL:** Chose Georgia Tech because of the education, team and location...Lists most memorable athletic accomplishment as winning third place at the 2019 World Cup Championship...Intends to major in psychology.



## STUDENT-ATHLETE PROFILES - NEWCOMERS



## ANISA CLARK #14

Fr. • 5'7"  
Guard  
McDonough, Ga.  
Union Grove

**PERSONAL:** Chose Georgia Tech to be challenged both academically and athletically, it would prepare her for a successful career post-graduation, and the city of Atlanta...Began playing basketball at age seven when her parents encouraged her to sign up for a local church basketball league... Lists most memorable non-athletic accomplishment as graduating high school with a perfect GPA...Lists hitting the game-winning three-pointer that allowed Union Grove to earn the three seed in the state playoffs as most memorable athletic accomplishment.

## BIO

**PREP:** Attended Union Grove High School...Played for coach Dock Gammage and served as team captain her senior season...Was named Henry County All-Star Team in 2020...Tabbed 2020 Offensive Player of the Year...Also competed in track and field in shot put and discus...Received Scholar-Athlete Award three times (2017, 2019 and 2020)...Served as president of UGHS National Honor Society as a senior...Received 2020 Cindy Schell Geller Most Outstanding Student Award...President of UGHS HOSA Future Health Professionals (2019-20) and was president-elect in 2018-19...Was Student Council Class Secretary as a junior and Reading Bowl Secretary as a sophomore...Member of National Spanish Honor Society (2018-20) and Beta Club (2017-20)...Allied Health and Medicine Certified Pathway completer.



## AVYONCE CARTER #15

Fr. • 5'10"  
Guard  
Norcross, Ga.  
Wesleyan

Named Atlanta Journal Constitution first team class A private all-State team in 2019 and second team in 2018...Four star recruit...Ranked No. 7 in position and No. 66 overall by ESPN.

**PERSONAL:** Chose Georgia Tech because of the academic excellence, proximity to home and the family atmosphere with her teammates...Started playing basketball around age 12 after watching it on tv...Lists scoring her 1,000 career point at Wesleyan as most memorable athletic accomplishment...Intends to major in business.

## BIO

**PREP:** Attended Wesleyan School...Team captain junior and senior seasons...Helped lead team to 2017 and 2018 State Championships...State runner-up in 2019...Finished high school career third in school history in career points...Tabbed 2020 Region 5-A Player of the Year...2020 Georgia Athletic Coaches Association Class 1A North Player of the Year...2019 USA Today first team selection in Georgia...



## EYLIA LOVE #24

Fr. • 6'1"  
Guard/Forward  
Kansas City, Kansas  
Olathe North

second team all-conference in 2019...Four star prospect...Ranked No. 64 overall and No. 12 in position by Collegiate Girls Basketball Report...Scored 1,000th career point at Olathe North on March 2, 2019.

**PERSONAL:** Member of National Honor Society in high school...Lists most memorable non-athletic accomplishment as maintaining a 4.0 GPA throughout high school...Chose Georgia Tech because of the family atmosphere, elite education and location...Started playing basketball around six years old with her dad in the driveway...Intends to major in psychology.

## BIO

**PREP:** Served as team captain senior year at Olathe North High School...Tabbed Class 6A first team all-State in 2020...McDonald's All-American nominee...Gatorade Player of the Year nominee...2020 DiRenna Award finalist...Kansas 6A Player of the Year finalist...2020 Sunflower League Player of the Year...2020 All-Sunflower League first team...2020 Class 6A second team...Earned Class 6A third team all-State and

## HEAD COACH NELL FORTNER



## NELL FORTNER

## HEAD COACH

TEXAS, 1982

2ND SEASON AT GEORGIA TECH

Nell Fortner was named the sixth head coach in Georgia Tech women's basketball history, director of athletics Todd Stansbury announced on April 9, 2019. She begins her second season as a Yellow Jacket in 2020-21.

One of the most successful coaches in women's basketball history, Fortner has compiled a 305-187 (.620) record as a head coach at the collegiate, professional and international levels. She has led teams to Big Ten (Purdue – 1997) and Southeastern Conference (Auburn – 2009) championships and, perhaps most notably, coached the United States national team to three international titles from 1997-2000, including the gold medal at the 2000 Summer Olympics in Sydney, Australia.

Fortner is the winningest coach in the history of the USA women's basketball national team, having compiled a 101-14 (.878) record. In addition to the 2000 Olympics championship, she also led the team to the gold medal at the 1998 World Championship in Berlin, Germany and the 1998 William Jones Cup in Taipei, Taiwan.

At the collegiate level, Fortner has nine seasons of experience as a head coach – one at Purdue (1996-97) and eight at Auburn (2004-12) – and has compiled a 162-117 (.581) overall record in the college ranks.

Her first season on The Flats saw tremendous success in leading the Yellow Jackets as Tech compiled a 20-11 overall record, marking the best record by a first year head coach in Georgia Tech women's basketball history. The Jackets produced a 10-8 mark in ACC play, good for the first the winning conference record since 2013-14 and the first 10-win ledger in ACC play since 2011-12.

Additionally, the Jackets collected four wins over top-25 programs, including two on the road. Among those two road wins was the program's highest ranked road win in program history when Tech defeated No. 4 NC State on Feb. 16, 2020, 65-61. The Jackets also completed the regular season sweep over nationally ranked Florida State, defeating the No. 11 Seminoles on the road, before topping the No. 17/18 squad in McCamish Pavilion. The Yellow Jackets capped its shortened season due to Covid-19, reaching the ACC Tournament quarterfinals for the first time since 2016.

Other highlights by the Jackets include collecting seven wins over teams in the top 75 RPI and defeating Georgia in Athens for the first time in program history. Senior Francesca Pan was named to the ACC All-Tournament Team, while also picking up all-ACC second team honors. Tech placed three Jackets on the All-ACC Academic Team in 2019-20 in Pan, Kierra Fletcher and Lotta-Maj Lahtinen.

After her successful season at the Georgia Tech helm, Fortner was tabbed the 2020 Whack Hyder Georgia Women's College Coach of the Year by the Atlanta Tipoff Club. She was also named one of 10 semifinalists for the 2020 Werner Ladder Naismith Women's College Coach of the Year.

In her first season as a collegiate head coach, she led Purdue to a share of the Big Ten regular-season championship with a 12-4 conference record and an NCAA Tournament berth. Following the impressive rookie campaign, she was named the 1997 Basketball Times National Coach of the Year.



## THE FORTNER FILE

## PERSONAL

**Education** Texas, 1982 (Physical Education);  
Stephen F. Austin, 1987 (Master's of Education)

## COACHING EXPERIENCE

1983-86 Head Coach, Killen (Texas) H.S.  
1986-87 Graduate Assistant, Stephen F. Austin  
1987-90 Assistant Coach, Stephen F. Austin  
1990-95 Assistant Coach, Louisiana Tech  
1995-96 Assistant Coach, U.S. National Team  
1996-97 Head Coach, Purdue  
1997-2000 Head Coach, U.S. National Team  
2000-03 Head Coach/General Manager, Indiana Fever  
2004-12 Head Coach, Auburn  
2019-Present Head Coach, Georgia Tech

## COLLEGE COACHING RECORD

SEASON	SCHOOL	RECORD	ACC FINISH	POSTSEASON
1987-88	Stephen F. Austin	29-5	--	NCAA Tourn. 2nd rd.
1988-89	Stephen F. Austin	30-4	--	NCAA Tourn. 2nd rd.
1989-90	Stephen F. Austin	28-3	--	NCAA Tourn. 2nd rd.
1990-91	Louisiana Tech	18-12	--	NCAA Tourn. 1st rd.
1991-92	Louisiana Tech	20-10	--	NCAA Tourn. 1st rd.
1992-93	Louisiana Tech	26-6	--	NCAA Tourn. Elite 8
1993-94	Louisiana Tech	31-4	--	NCAA Tourn. Runners-Up
1994-95	Louisiana Tech	28-5	--	NCAA Tourn. Sweet 16
<b>1996-97</b>	<b>Purdue</b>	<b>17-11</b>	<b>--</b>	<b>NCAA Tourn. 2nd rd.</b>
<b>2004-05</b>	<b>Auburn</b>	<b>16-13</b>	<b>--</b>	
<b>2005-06</b>	<b>Auburn</b>	<b>14-15</b>	<b>--</b>	
<b>2006-07</b>	<b>Auburn</b>	<b>21-13</b>	<b>--</b>	<b>WNIT Quarterfinals</b>
<b>2007-08</b>	<b>Auburn</b>	<b>20-12</b>	<b>--</b>	<b>NCAA Tournament</b>
<b>2008-09</b>	<b>Auburn</b>	<b>30-4</b>	<b>--</b>	<b>NCAA Tourn. 2nd rd.</b>
<b>2009-10</b>	<b>Auburn</b>	<b>15-16</b>	<b>--</b>	
<b>2010-11</b>	<b>Auburn</b>	<b>16-16</b>	<b>--</b>	<b>WNIT 2nd rd.</b>
<b>2011-12</b>	<b>Auburn</b>	<b>13-17</b>	<b>--</b>	
<b>2019-20</b>	<b>Georgia Tech</b>	<b>20-11</b>	<b>7th</b>	<b>Canceled due to Covid-19</b>

**Bold** = Head Coach

**HEAD COACH (10 SEASONS) 182-128 (.587)**  
**ASSISTANT COACH (8 SEASONS) 210-49 (.811)**  
**18 OVERALL SEASONS 392-177 (.689)**

Stephen F. Austin (3 seasons) 87-12 (.879)  
Louisiana Tech (5 seasons) 123-37 (.769)  
Purdue (1 season) 17-11 (.607)  
Auburn (8 seasons) 145-106 (.578)  
Georgia Tech (1 season) 20-11 (.645)

She left Purdue after one season to take over as the full-time head coach of the U.S. national team but returned to the collegiate ranks in 2004 at Auburn. With Fortner at the helm, Auburn won at least 20 games three times, highlighted by a 30-4 campaign in 2008-09 that saw the Tigers win the SEC regular-season title for the first time in 20 years and saw Fortner named the SEC and WBCA Region III Coach of the Year.

In addition to her stints as head coach with Purdue, the U.S. national team and Auburn, Fortner served as the first head coach and general manager in the history of the WNBA's Indiana Fever from 2000-03. She didn't coach the Fever in 2000 due to the Summer Olympics, but took over coaching duties in '01 and led the franchise to its first playoffs appearance in '02.

She began her coaching career as the head coach at Killen (Texas) H.S. from 1983-86, before entering the collegiate coaching ranks as a graduate assistant at Stephen F. Austin in 1986-87. After one season, she was promoted to assistant coach at SFA, where she remained for three more seasons (1987-90) and helped guide the Ladyjacks to an 87-12 (.879) record and three-straight NCAA Tournament appearances.

She then moved on to national power Louisiana Tech (1990-95), where she was an assistant coach for five seasons. In her five seasons at Louisiana Tech, the Lady Techsters went 123-37 (.794) and earned five-straight NCAA Tournament berths, advancing all the

# HEAD COACH NELL FORTNER

## FORTNER PROFESSIONAL COACHING

### PROFESSIONAL COACHING EXPERIENCE

SEASON	TEAM	RECORD
1997-2000	USA Basketball	101-14
2001	Indiana Fever	10-22
2002	Indiana Fever	16-16
2003	Indiana Fever	16-18

Overall with U.S. national team	101-14 (.878)
Overall with Indiana Fever	42-56 (.429)

### USA WOMEN'S BASKETBALL TOURNAMENT MEDALS

Tournament	Record	Place
2000 Olympic Games	8-0	Gold
1999 Pan American Games	4-3	Bronze
1998 FIBA World Championship	9-0	Gold
1998 R. William Jones Cup	5-0	Gold

## FORTNER HEAD COACHING EXPERIENCE

1996-97	Purdue (17-11, 12-4 Big Ten - Big Ten regular-season champion, NCAA Tournament)
1997-2000	U.S. National Team (101-14)
2001	Indiana Fever (10-22)
2002	Indiana Fever (16-16)
2003	Indiana Fever (16-18)
2004-05	Auburn (16-13, 6-8 SEC)
2005-06	Auburn (14-15, 4-10 SEC)
2006-07	Auburn (21-13, 6-8 SEC)
2007-08	Auburn (20-12, 7-7 SEC - NCAA Tournament)
2008-09	Auburn (30-4, 12-2 SEC - SEC regular-season champion, NCAA Tournament)
2009-10	Auburn (15-16, 5-11 SEC)
2010-11	Auburn (16-16, 8-8 SEC - WNIT)
2011-12	Auburn (13-17, 5-11 SEC - WNIT)
2019-20	Georgia Tech (20-11, 10-8 ACC)

Overall at Purdue	17-11 (.607)
Overall with U.S. national team	101-14 (.878)
Overall with Indiana Fever	42-56 (.429)
Overall at Auburn	145-106 (.578)
Overall at Georgia Tech	20-11 (.645)
Overall as a college head coach	182-128 (.587)
Overall as a head coach	325-198 (.621)

## WHAT THEY'RE SAYING ABOUT FORTNER

**"Georgia Tech and the entire Atlanta community have a gem of a coach and person in Nell Fortner. Having played for and coached against Nell, she brings positivity, energy and experience at the highest level that her student-athletes will enjoy and embrace. The entire basketball community loves having Nell back on the sideline."**

*-Dawn Staley, head coach – University of South Carolina  
(played point guard for the 2000 U.S. Olympic team coached by Fortner, led South Carolina to 2017 national championship, will serve as 2020 U.S. Olympic team head coach)*

**"It is good to see Nell get back into coaching. She will bring energy and work ethic, but also great basketball knowledge. Georgia Tech hit a grand slam with the hiring of Nell Fortner."**

*-Kim Mulkey, head coach – Baylor University  
(has led Baylor to three national championships – 2005, 2012 and 2019)*

**"Nell Fortner has experienced success at every level. Her personality will excite a team and energize a fan base. She has the ability to motivate, lead and be a role model for young people. Most importantly, she is a good person. During her time in the SEC at Auburn, she experienced great success and I am sure she can do the same at Georgia Tech."**

*-Andy Landers, ESPN analyst  
(University of Georgia head coach, 1979-2015, led UGA to five Final Fours and 11 total SEC championships, member of Women's Basketball Hall of Fame)*

**"A true ambassador for women's basketball, Nell Fortner is an outstanding person and coach with character, integrity and a commitment to excellence in everything she does. Georgia Tech is blessed to have Coach Fortner represent the Yellow Jackets both on and off the court. She will bring high energy and leadership to the court having succeeded at every level of coaching. Georgia Tech's student-athletes, assistant coaches and staff will excel with Coach Fortner on the court, but more importantly, they will excel in life."**

*-Jay Jacobs, executive associate athletics director – University of Florida  
(served as athletics director at Auburn for Fortner's entire eight-season tenure at the school)*

was named USA Basketball Coach of the Year in 2000, inducted to the Texas Sports Hall of Fame and the University of Texas Women's Athletics Wall of Honor in 2001, recognized as a distinguished alumna of Stephen F. Austin in 2007 and inducted into the San Antonio Sports Hall of Fame in 2013.

way to the national championship game in 1994.

She left Louisiana Tech for a one-year stint as an assistant coach for the U.S. national team (1995-96) under head coach Tara VanDerveer. The national team put together a perfect 52-0 record in 1995-96, culminating with a gold medal at the 1996 Summer Olympics in Atlanta.

Her career also includes two stints as a women's basketball analyst at ESPN – first as a studio analyst from 2001-04, then as a color analyst for the past seven seasons since she stepped down as Auburn's head coach following the 2012 season. Through her role with ESPN, she has remained actively engaged within NCAA women's basketball, calling some of the nation's best regular-season and postseason games, as well as being an integral part of the network's Final Four coverage.

Born in Jackson, Miss., Fortner attended high school at New Braunfels (Texas) H.S., where she was an all-state selection and a Parade all-American. She received a dual-sport scholarship to the University of Texas, where she played both basketball and volleyball from 1978-82. She helped lead UT to 127 basketball wins in four seasons and remains one of the Longhorns' all-time leading scorers with 1,466 career points. In volleyball, she was a member of Texas' national championship team as a senior in '81.

While at Texas, Fortner also made her USA Basketball debut as a member of the 1978 U.S. Olympic Festival South team that won a silver medal.

Fortner holds a bachelor's degree in physical education from Texas (1982) and a master's in education from Stephen F. Austin (1987). Among her many honors, Fortner





## ASSISTANT COACHES & STAFF



### TASHA BUTTS

#### ASSISTANT COACH

TENNESSEE, 2004  
2ND SEASON AT GEORGIA TECH

A coaching veteran and former WNBA player, Tasha Butts joined the Georgia Tech women's basketball staff as an assistant coach in April 2019. A Georgia native, Butts returned to the Peach State after eight years as an assistant coach at LSU. She begins her second year as an assistant coach at Georgia Tech in the 2020-21 season.

In her first season on The Flats, Butts helped the Yellow Jackets to a 20-11 overall record, 10-8 in the ACC. Tech defeated four top-25 teams in 2019-20, including topping No. 4 NC State on the road, 65-61, to mark the highest ranked road win in program history. The Yellow Jackets were awaiting their postseason bid when the season was cut short due to the Covid-19 pandemic.

During her time at LSU, Butts was part of four 20-win seasons and six NCAA Tournament appearances highlighted by back-to-back Sweet 16 runs in 2012 and 2013. She helped ink the three top-20 recruiting classes (2011, 2017, 2019), while signing seven top-100 prospects, including a McDonald's All-American in 2017. In eight seasons at LSU, Butts coached and mentored six all-SEC academic honor roll recipients and developed seven all-SEC selections.

Butts helped return LSU to national prominence in 2018 when the program cracked the AP Top 25 poll for the first time in four years. The Tigers finished the season ranked No. 24. Butts worked closely with LSU's backcourt, helping the Tigers top the SEC in scoring defense in 2019 (20th nationally) and rank third in the nation in steals in 2017.

At LSU, Butts helped develop Raigyne Moncrief-Louis and Danielle Ballard, who both garnered all-SEC freshman team honors in their careers and were listed among LSU's Top 10 for scoring during their freshmen seasons. Louis would become the 2017 SEC Defensive Player of the Year and a two-time all-SEC honoree. The only player in LSU history to record 1,600 points, 700 rebounds, 250 steals and 300 assists in a career, Louis was a 2018 WNBA Draft pick.

Under Butts' guidance, Ballard broke LSU's single-season record for steals (100) and became the first player in program history – men or women – to reach 100 steals in a season in 2012-13. Louis would top Ballard four seasons later with a program-record 107 steals.

Prior to her stint at LSU, Butts recorded three successful seasons (2008-11) as an assistant coach at UCLA. At UCLA, Butts worked mainly with perimeter players and assisted with all other facets of the program. The Bruins reached the NCAA Tournament twice, compiling a 72-26 overall mark and second-place finishes in the Pac-10 Conference in both 2010 and 2011. The 2010-11 season was one for the record books as the Bruins set records for regular-season victories (26), Pac-10 win (16) and scoring defense (55.3 points per game), while earning a No. 3 seed in the NCAA Tournament.

At UCLA, Butts mentored eight all-Pac-10 academic players, three all-Pac-10 honorees and two all-Pac-10 freshman team selections. In 2011, the program rose to a No. 7 national ranking, reached the Pac-10 Tournament Championship game and advanced to the NCAA Tournament second round, finishing the season with a 29-5 overall record.

During the 2007-08 season, Butts served as an assistant coach at Duquesne University where her responsibilities included recruiting, opponent scouting, academics, equipment liaison, scheduling and development of perimeter players.

A four-year letterwinner at Tennessee, Butts helped the Lady Vols to a 124-17 record from 2000-04. Tennessee made a run to the Sweet 16 her freshman campaign and advanced to the 2002 Final Four in her sophomore season. She then helped the Lady Vols to back-to-back National Championship games her junior and senior seasons (2003, 2004). As a senior, Butts earned second-team All-Southeastern Conference honors after averaging 10.4 points per game and ranking second in the league in three-point field goal percentage (43.0).

Additionally, Butts was part of four SEC regular-season championship teams, as Tennessee compiled a 55-1 SEC record in her four years. She left UT ranked fourth all-time in games played (141) and tied for seventh in three-point shots made (103). Butts' career-high 37 points against Vanderbilt on Feb. 16, 2004, tied for 11th on the Lady Vols' single-game scoring list.

Butts graduated from Tennessee with a bachelor of science in sports management and minor in business administration in 2004. She was chosen by the Minnesota Lynx with the 20th selection in the 2004 WNBA Draft and saw action in all 30 games as a rookie, helping the club equal a franchise record with 18 wins and earn a spot in the playoffs.

Following the 2004 WNBA season, she returned to her alma mater and served as a graduate assistant coach with Pat Summitt and Fargas. The Lady Vols won the 2005 SEC Championship that season and advanced to the Final Four.

Butts played overseas in fall 2005 for Essa/Barreiro in Portugal, averaging nearly 18.0 points per game. The following season, she played for Raanana Hertzliya in Israel, where she scored 15.5 points per game. Butts also played briefly with the Charlotte Sting and Houston Comets of the WNBA.

A native of Milledgeville, Ga., Butts attended Baldwin High School where she was a consensus All-American and the Georgia Gatorade Player of the Year. She remains the all-time leading scorer at the school and her high school jersey No. 23 was retired in December 2000. In August 2004, the city of Milledgeville honored Butts with a key to the city and a proclamation of achievement on "Tasha Butts Day."



### BLANCHE ALVERSON

#### ASSISTANT COACH

AUBURN, 2013  
2ND SEASON AT GEORGIA TECH

Blanche Alverson joined the Georgia Tech women's basketball staff as an assistant coach in April, 2019. Alverson arrived on The Flats after spending two seasons in the same position at University of Southern California. Alverson begins her second season with Georgia Tech in 2020-21.

During her first season as a Yellow Jacket in 2019-20, Tech posted a 20-11 overall record and went 10-8 in the ACC. The Jackets defeated four top-25 opponents, including two on the road, and reached the quarterfinals of the ACC Tournament. Tech collected its highest ranked road win in program history on Feb. 16, 2020, defeating No. 4 NC State, 65-61. The Jackets also picked up top-25 wins over No. 23 Miami and No. 17/18 Florida State, while also defeating the No. 11 Seminoles on the road.

While with the Trojans, Alverson helped ink the No. 5 recruiting class in the country that included a McDonald's All-American, two Gatorade State Players of the Year, four state champions and a honorable mention All-America. The 2018 and 2019 recruiting classes included five top 50 prospects.

As part of her role at USC, Alverson was the academic liaison, incoming student-athlete admissions director and camp coordinator. During her stay at USC, five student-athletes garnered Pac-12 academic accolades, including guard Minyon Moore who repeated as Pac-12 All-Academic Honorable Mention two consecutive years. Additionally, six Trojans picked up All-Pac-12 honors during her two-year tenure.

Prior to her time at USC, Alverson served one year at New Mexico State as an assistant coach where she helped sign two top-150 prospects as part of her co-recruiting coordinator role. The Aggies won their third-straight Western Athletic Conference Tournament Championship in 2017, finishing the season undefeated in league action and earning the conference's automatic bid to the NCAA Tournament. Alverson worked with both guards and posts at NM State in skill development and helped mentor Brooke Salas who became a two-time WAC Conference Player of the Year.

She started her coaching career as a graduate assistant at Texas Tech while also serving as interim assistant coach on occasion. Alverson spent two seasons with the Red Raiders from 2014-16 focusing on recruiting, individual skill instruction, scheduling and social media campaigns.

A four-year letterwinner at Auburn from 2009-13, Alverson played three years for Nell Fortner. She finished her career second all-time in three-point shots made and became just the fourth Tiger in program history to have 1,000 points, 500 rebounds, 100 assists, 100 steals and 50 blocks. A two-time Southeastern Conference Scholar Athlete of the Year in 2012 and 2013, Alverson was also named to the Allstate WBCA Good Works Community Service Team as a senior.

A native of Andalusia, Ala., and a graduate of Buford High School in Buford, Ga., Alverson earned a bachelor of science in biomedical sciences from Auburn in 2013 and a master's of science in sports management from Texas Tech in 2016.

## ASSISTANT COACHES & STAFF



### MURRIEL PAGE

#### ASSISTANT COACH

FLORIDA, 1998  
1ST SEASON AT GEORGIA TECH

Murriel Page joined the Georgia Tech women's basketball staff as an assistant coach in July 2020. Page spent the last three seasons at Central Michigan in the same role.

A WNBA veteran and collegiate All-American at Florida, Page brings a decade of collegiate coaching experience to The Flats. In three years at Central Michigan (2017-'20), Page helped the Chippewas to a 78-20 overall record, two NCAA Tournament appearances, including a run to the 2018 Sweet Sixteen, three Mid-American Conference regular season championships and the 2018 MAC Tournament championship.

Primarily working with the post players at CMU, Page helped tutor three Chippewas to MAC Player of the Year status – Tinara Moore in 2017-18, Reyna Frost in 2018-19 and Micaela Kelly in 2019-20. Moore and Frost, who became the league's career rebounding leader in 2018-19, both earned All-America accolades during their respective senior seasons.

Before her stint at Central Michigan, Page served as an assistant coach for seven years at her alma mater, Florida. From 2010-'17, Page helped guide the Gators to five postseason appearances, including three NCAA Tournament trips (2012, '14 and '16). She mentored several Gators to accolades, including all-Southeastern Conference honors and two WNBA draft picks in Jennifer George and Ronni Williams.

A standout student-athlete at Florida from 1994-98, Page collected several accolades including all-SEC first team in 1997 and 1998, All-American in 1998, Naismith Player of the Year finalist in 1998, Wade Trophy finalist in 1998 and she was among the top vote getters for the 1998 Associated Press National Player of the Year award. She graduated from Florida in 1998 with a bachelor's degree in sports and exercise science.

In the 1998 WNBA Draft, Page was taken third overall by the Washington Mystics and had a storied career in Washington, D.C., earning a spot in the organization's hall of fame. She played 11 seasons in the WNBA, which included stints with the Los Angeles Sparks and Phoenix Mercury. Twice she finished as the league leader in field goal percentage. Page also played professionally overseas for several seasons in Spain, Italy and Brazil.



### MICKIE DEMOSS

#### CHIEF OF STAFF

LOUISIANA TECH, 1977  
2ND SEASON AT GEORGIA TECH

A women's basketball coaching veteran, Mickie DeMoss has joined the Georgia Tech women's basketball staff as chief of staff in July 2018.

Coaching for over 40 years, DeMoss has had stops at both the collegiate and professional levels. The winner of six NCAA National Championships and a WNBA Championship, DeMoss will be a source of information for the women's basketball staff in regards to offense and defense and be a resource for game analytics.

DeMoss' impressive resume includes 20 seasons as an assistant and associate head coach under Pat Summitt at the University of Tennessee, four seasons as the head coach at the University of Kentucky (2003-07) and four seasons as the first full-time head coach at Florida (1979-83).

DeMoss comes to The Flats after serving on Vanderbilt's staff during the 2018-19 season in offensive analytics. She continued her career in the collegiate coaching ranks at Louisiana State University, where she was an assistant coach for two seasons (2016-18). She joined the Lady Tigers after two successful seasons as the associate head coach at her alma mater, Louisiana Tech University (2014-16).

Prior to her return to the collegiate scene, DeMoss served as an assistant coach with the Indiana Fever in 2012 and 2013, where she helped lead the franchise to a 2012 WNBA Championship under then-head coach Lin Dunn. Prior to her stint with the Fever, DeMoss returned to Tennessee for a second stint as assistant coach from 2010-12. In total, DeMoss was with UT for over 20 years, from 1985-2003 and again from 2010-12. During her second stay at UT, DeMoss helped lead the program a pair of NCAA Tournament Elite Eight appearances and back-to-back regular season and conference tournament championships. During her first stint with the Lady Vols, the program won six national titles and recorded 12 trips to the Final Four, while amassing a 554-77 (.878) overall record. She was promoted to associate head coach in 2000, filling the role for three seasons before leading her own program as head coach at Kentucky.

Tabbed the 2006 SEC Coach of the Year, DeMoss put together consecutive 20-win seasons and three postseason appearances (one NCAA and two WNIT), while guiding the Wildcats to a 71-56 record in four seasons as head coach at Kentucky (2003-07).

From 2007-10, DeMoss served as an assistant coach at the University of Texas, helping guide the Longhorns to three NCAA Tournament berths. DeMoss then returned to Tennessee to serve on Summitt's staff for the final two seasons of the legendary coach's career with the Lady Vols.

Prior to first joining the Tennessee staff in 1985, DeMoss had been an assistant coach at Auburn (1983-85), a head coach at Florida (1979-83) and an assistant at then-Memphis State (1977-79).

A 1977 graduate from Louisiana Tech with a bachelor of arts in physical education, DeMoss was a player on the inaugural women's basketball team in 1974 at the school and lettered for the first three years of the program's existence. A native of Delhi, La., DeMoss earned a master's degree in education at Memphis State in 1979. DeMoss was inducted into the Women's Basketball Hall of Fame in 2018 as a contributor – assistant coach.

## ASSISTANT COACHES & STAFF



### ASHLEE VILLARREAL

#### DIRECTOR OF OPERATIONS

TEXAS TECH, 2017  
2ND SEASON AT GEORGIA TECH

Ashlee Villarreal joined the Georgia Tech women's basketball staff in June 2019 as the director of basketball operations. Villarreal arrived on The Flats from Central Michigan, where she spent the 2018-19 season in the same role.

At Georgia Tech, Villarreal is responsible for team travel, coordinating team and staff calendars, scheduling facilities, managing equipment and team apparel, oversees team managers and graduate managers, and coordinates team meals. Additionally, she helps coordinate the annual team budget with the head coach. Villarreal also assists with all team camps during the summer and duties as assigned by the head coach.

Villarreal spent the 2018-19 season in the same role at Central Michigan University, where she coordinated travel logistics, game day operations and assisted with marketing, managing the budget and compliance regulations. A 2017 graduate of Texas Tech with a bachelor of science in sport management, Villarreal served as a graduate assistant for the Red Raiders for the 2017-18 season after graduation. While a Red Raider, Villarreal assisted in recruiting operations, scheduling, student manager operations and compliance logistics. A basketball letterwinner at Western Texas College (2014-15), she earned a master's degree in sport management from Texas Tech in 2019.



### BRITTINI OLIVER

#### ASSISTANT DIRECTOR OF OPERATIONS

TUSCULUM COLLEGE, 2011  
4TH SEASON AT GEORGIA TECH

Brittini Oliver joined the Georgia Tech women's basketball staff in August 2017 as the assistant director of basketball operations. Oliver came to The Flats from the University of North Carolina at Wilmington.

Oliver spent the 2016-17 season at UNCW as the director of women's basketball operations, coordinating team travel, practice schedules, student managers, and donor relationships, while also assisting with budget development. Prior to assuming the director of operations role, Oliver served three years as the women's basketball administrative assistant at UNCW. While in that position, she managed the program's budget, coordinated staff travel, created a monthly newsletter for supporters, assisted with fundraising events and organized community service projects.

She came to The Flats as no stranger to the Atlantic Coast Conference, having volunteered with the conference office in the marketing department at several events, including the men's basketball tournament, women's basketball tournament and football championship.

A letterwinner on the women's basketball team at Tusculum College, Oliver was a member of a team that claimed three South Atlantic Conference regular season championships, two tournament championships and an Elite 8 appearance in 2010. She earned a bachelor of arts in sport management from Tusculum College in 2011. In 2012, she earned a master of science in kinesiology with a concentration in sport psychology and motor behavior from the University of Tennessee.



### SYDNEY DURRAH

#### DIRECTOR OF VIDEO

MARYLAND, 2015  
2ND SEASON AT GEORGIA TECH

Sydney Durrah joined the Georgia Tech women's basketball staff as director of video in June 2019.

Durrah arrived on The Flats after spending two seasons as the video coordinator at The Ohio State University. With the Buckeyes, Durrah cut film, created edits and operated all video for the team. Additionally, Durrah created content for the program's social media platforms and served as the liaison between the program and marketing/fan experience.

Prior to her stint with the Buckeyes, Durrah held the role of assistant director of basketball operations/video coordinator at Florida International University from 2015-17. She arrived in Miami, Fla., after a seven-month video coordinator internship with the Washington Mystics. A 2015 graduate of Maryland with a bachelor of arts in communication, Durrah was both a student manager and video/visual graphic intern for the Terrapins women's basketball team.



### KATIE WILKINS

#### GRADUATE MANAGER

UNIVERSITY OF NEBRASKA-LINCOLN, 2016  
END SEASON AT GEORGIA TECH

Katie Wilkins is in her second season on the Georgia Tech women's basketball staff as a graduate manager.

Wilkins arrived on The Flats after a year spent at the Women's Basketball Coaches Association (WBCA) working as a convention logistics intern. While with the WBCA, Wilkins helped initiate NCAA Women's Basketball Final Four convention programming for 2,500 member coaches and managed the convention budget.

Prior to working with the WBCA, Wilkins spent two years (2016-18) in Lusaka, Zambia as the athletic director for the Rafiki Foundation, which develops and organizes athletic activities for children. Additionally, Wilkins coached an all-province basketball competition in Central Province, Zambia and helped facilitate athletic foreign trips to Zambia.

A 2016 graduate of the University of Nebraska-Lincoln with a bachelor of arts in communication studies, Wilkins served as a student manager for the women's basketball program for four seasons. She has also volunteered with Managers on a Mission since 2015, coaching at schools and orphanages in Africa doing sports camps.



### CORTNEE WALTON

#### RECRUITING OPERATIONS

LOUISVILLE, 2015  
2ND SEASON AT GEORGIA TECH

Cortnee Walton joined the Georgia Tech women's basketball staff in June 2019 in recruiting operations.

A five-year letterwinner at Louisville (2012-17), Walton was a two-year starter for the Cardinals and helped the program to a Final Four, Elite Eight and two Sweet Sixteen appearances. After graduating in 2017 with a master's in sport administration, Walton remained on the sidelines in a new role as sideline reporter for ACC Network Extra covering women's basketball and men's and women's soccer for the Cardinals. She was also a guest radio host on 790 KRD in Louisville, providing analysis on current sports topics. A 2016 All State WBCA Good Works Team member, Walton played in 139 career games for the Cardinals and earned a bachelor of arts in communications in 2015.



## ASSISTANT COACHES & STAFF



### YOLANDA BERRYHILL

#### PLAYER DEVELOPMENT COACH

GEORGIA STATE, 2011  
2ND SEASON AT GEORGIA TECH

Yolanda Berryhill, who most recently served as assistant director of human performance at Southern Methodist University for three years, returned to Georgia Tech as a player development coach in July 2019.

Berryhill will work directly with Georgia Tech's women's basketball program.

Berryhill previously held a strength and conditioning internship at Georgia Tech in 2011 while completing her undergraduate work at Georgia State, assisting with women's basketball and volleyball under the supervision of Scott McDonald.

The Leesburg, Ga., native arrived back on The Flats after working with women's basketball and women's tennis for three years at SMU in Dallas, Texas. Her resume also includes two years as the director of Olympic sports at Appalachian State (2014-16) where she held oversight of all Olympic sports, program design, implementation and preparation for student-athletes, working directly with women's basketball, volleyball, softball, and men's and women's track and field.

A 2011 graduate of Georgia State, Berryhill remained with the Panthers for three years, first as a graduate assistant (2011-12) before becoming full-time as an assistant strength and conditioning coach (2012-14), overseeing women's basketball, women's tennis and women's track and field.

A member of Georgia State's track and field team (2007-11), Berryhill was a two-time Colonial Athletic Association discus conference champion (2008, 2011) and CAA shot-put champion in 2011, and a three-time NCAA discus qualifier (2007, 2010, 2011). Berryhill also earned several academic accolades, including CoSIDA Academic All-District first-team honors. Berryhill graduated from Georgia State with a bachelor of science in exercise science (2011), and a master's of science in exercise science in 2012.



### RACHEL MATTHEWS

#### ATHLETIC TRAINER

NORTH CAROLINA CENTRAL, 2013  
4TH SEASON AT GEORGIA TECH

Rachel Matthews joined the Georgia Tech Athletic Association staff in June 2017 as the athletic trainer for women's basketball. She also works with the cheerleading team.

Matthews, who served as a graduate assistant athletic trainer at Tech for two years, returned to The Flats after a two year stint at Indiana University Purdue University Indianapolis (IUPUI). As an assistant athletic trainer at IUPUI from 2015-17, she was the primary medical provider for women's basketball and men's and women's golf.

Prior to her time at IUPUI, Matthews was on The Flats as a graduate assistant from 2013-15, directly overseeing softball in addition to assisting with daily treatments of all 16 teams. Matthews got her start in athletic training as a student athletic trainer at North Carolina Central University from 2011-13.

Matthews received her bachelor of science in athletic training from North Carolina Central in May 2013 and her masters of science in sports medicine from Georgia State in May 2015. Matthews is a member of the National Athletic Trainers Association and is licensed by the state of Georgia as an athletic trainer.

## ADMINISTRATION



### TODD STANSBURY

#### DIRECTOR OF ATHLETICS

GEORGIA TECH, 1984

Todd Stansbury, a Georgia Tech alumnus and football letterwinner, was introduced as the Institute's ninth director of athletics on Sept. 22, 2016.

In just three full years as the athletics director at his alma mater, Stansbury has overseen a resurgence on The Flats. Most notably, the Yellow Jackets have put together consecutive ultra-successful years athletically.

In 2018-19, Georgia Tech leapt 55 spots in the final Learfield IMG Directors' Cup standings, good for Tech's highest finish in the national all-sports competition since 2010-11.

The Jackets were on pace for a similarly successful campaign in 2019-20. When the sports world came to a halt due to the global Covid-19 pandemic in March 2020, Georgia Tech men's basketball had just finished off the program's best Atlantic Coast Conference season in 24 years, women's basketball was on the NCAA Tournament bubble and golf and women's tennis were both ranked in the top 10 nationally. Additionally, Georgia Tech volleyball won the 2019 National Invitational Volleyball Championship and Tech football, under first-year head coach Geoff Collins, secured only the second top-25-ranked recruiting class in school history.

Academically, Georgia Tech was the only institution from a Power Five conference that had a multiyear NCAA Academic Progress Rate (APR) higher than the national average in every sport in 2018-19, a feat it nearly replicated in 2019-20, when 13 of its 14 programs compiled an APR above the national average in their respective sports.

In the community, Stansbury led the charge to institute Georgia Tech athletics' Jackets Without Borders international service program, which won the ACC's prestigious Game Changers award for community service in 2019.

Under Stansbury, Georgia Tech athletics has also reached new heights in fundraising. The Alexander-Tharpe Fund, the Georgia Tech Athletic Association's fundraising arm set records for funds raised in consecutive fiscal years (2019 and 2020) and Athletics Initiative 2020, Tech athletics' drive to raise \$125 for facilities, endowments and operations in a three-year span from 2018-20, surpassed its goal six months ahead of its Dec. 31, 2020 deadline.

The uptick in fundraising has led to a much-needed revitalization of Georgia Tech's athletics facilities, including:

- a new \$4.5 million football locker room;
- a series of exciting upgrades to football's Bobby Dodd Stadium, highlighted by a new state-of-the-art Shaw Sports Turf Legion NXT playing surface, new LED lighting system, new sound system and all new re-branded signage throughout the stadium;
- a new \$2.5 million women's basketball locker room and team area;
- the \$9 million Phase II renovation project at baseball's Russ Chandler Stadium, featuring a concourse-level atrium that will serve as an iconic point of entry on gamedays, new premium seating areas, including a terrace view club that overlooks the field and Atlanta skyline and a new, expanded, state-of-the-art indoor training facility;
- a \$1.2 million investment in new videoboards at several competition venues (baseball, softball, volleyball and tennis, as well as Bobby Dodd Stadium's Callaway Plaza);
- a refresh of the student-athletes' nutrition center and training table.

Still to come is groundbreaking on the crown jewel of AI 2020, the \$70 million renovation of the Edge/Rice Center. The new Edge/Rice Center will serve as a sleek and innovative home base for Georgia Tech athletics' teams and administration, a one-stop shop for key student-athlete services, an anchor for recruiting efforts and a showcase for the Institute's commitment to student-athlete success and fan engagement.

Stansbury began setting the stage for these accomplishments as soon as he officially arrived back on The Flats on Nov. 28, 2016. In the first months of his tenure as athletics

director, he identified four strategic priorities for Georgia Tech athletics — to define the GT athletics brand, to establish an internal culture, to align the internal structure and to generate new revenue. He has addressed those priorities through a slew of initiatives and accomplishments. Highlights include:

- a significant revenue lift, which can be traced in large part to an innovative overhaul of sales operations that focused on integrating fundraising and ticket sales efforts;
- the establishment of a partnership with adidas to serve as the official apparel provider of Georgia Tech athletics, which was announced on Aug. 22, 2017 and went into effect on July 1, 2018;
- a re-emphasis on Georgia Tech athletics iconic Total Person Program, with investments for additional staff and programming for student-athletes, including the department's first three Jackets Without Borders service trips to Costa Rica (2017) and Puerto Rico (2018 and 2019);
- a comprehensive brand refinement that included defining Georgia Tech athletics' official colors, Tech's first-ever athletics wordmark and a simplification of the iconic interlocking GT logo;
- the creation of Georgia Tech's "Gold Code," which outlines the department's core values, brand differentiators, vision, mission and the Everyday Champions formula — Winning + The Institute + Total Person Program = Everyday Champions;
- the establishment of two new offices within the athletics department — the office of brand and ideation, which works to identify and tell the story of the Yellow Jackets' brand, and the office of innovation, which oversees Georgia Tech's efforts to build on its status as college athletics' leader in innovation, particularly through collaboration and partnerships with the Institute and innovation hubs throughout Atlanta.

A native of Oakville, Ontario, Stansbury was initially drawn to Georgia Tech when he befriended several Tech football student-athletes while on a family vacation in Florida as a youngster. The student-athletes invited Stansbury and his family to attend a practice on their way back through Atlanta. They accepted and, after visiting campus, Stansbury was determined to attend and play football at Tech.

Several years later, he was offered and accepted a football scholarship to attend Tech. He enrolled in 1980 and played linebacker and special teams for the Yellow Jackets under head coach Bill Curry. He went on to be selected in the third round of the Canadian Football League draft by the Saskatchewan Roughriders in 1984 but after a brief CFL career, returned to Atlanta to begin a banking career.

In 1988, he left banking and returned to The Flats to become an academic advisor for Georgia Tech's football program. In 1991, he was promoted to assistant athletics director for academics by legendary A.D. Homer Rice.

After leaving Tech in 1995, Stansbury's career included stops at Houston (associate A.D. — 1997-2000) and Oregon State (executive associate A.D. — 2003-12), as well as three stints as an athletics director at East Tennessee State (2000-03), UCF (2012-15) and Oregon State (2015-16).

Stansbury and his wife, Karen, who were married inside the current Edge Center, reside in Atlanta. After they were married in 1995, the couple traveled the world for 18 months before returning to the United States.

## ADMINISTRATION



### JOEELEN AKIN

**ASSOCIATE AD/  
STUDENT-ATHLETE DEVELOPMENT/SWA**  
KANSAS STATE, 1991

Joeleen Akin, a former Georgia Tech athletics staff member with more than 20 years of experience in college athletics, returned to Georgia Tech as associate athletics director for student-athlete development and senior woman administrator in July 2016.

Akin is a member of the Georgia Tech Athletic Association's executive leadership team, serves as the administrator for the Yellow Jackets' women's basketball, volleyball, men's and women's swimming and diving, golf and softball programs and oversees Tech's renowned Total Person Program.

In her first year back on The Flats, she helped enhance Georgia Tech's student-athlete development initiatives through the implementation of several new programs, including the first-ever Jackets Without Borders service trip to Costa Rica in August 2017. She has also spearheaded the student-athlete two day orientation program which is the leadership academy and Jump Start Jackets that are offered to Tech student-athletes.

Akin rejoined the Georgia Tech athletics administration after 13 years at nearby Agnes Scott College. She served as Agnes Scott's athletics director and physical education chair for 12 years (2003-15) before being promoted to associate dean for athletics and student activities in February 2015.

Prior to her 13-year tenure at Agnes Scott, she spent seven years at Georgia Tech as director of women's basketball operations (1996-98), marketing/operations manager (1998-99) and director of marketing (1999-2003).

During her 12 years as athletics director at Agnes Scott, an NCAA Division III institution in Decatur, Ga., Akin oversaw a program that produced eight NCAA Tournament teams and a coaching staff that earned 12 different coach-of-the-year recognitions. Under her direction, Agnes Scott student-athletes maintained a 3.0 cumulative grade point average and participated extensively in on- and off-campus service projects.

Akin's tenure at Agnes Scott was marked by innovation and vision. She created and implemented numerous student-athlete development and engagement initiatives at ASC, including a new student-athlete orientation program, Safe Zone training for student-athletes, coaches and staff and coordination of campus-wide academic resources for student-athletes.

Administratively, she developed a unique revenue-generation model that resulted in a 200-percent increase in the school's athletics budget and partnered with a national franchise Snap Fitness to bring a state-of-the-art fitness facility to campus at no cost to the college. She also coordinated with the school's communications department to create the now-trademarked tagline "Smart Women Sweat" to promote the Scotties' athletics programs.

In addition to her duties as athletics director and physical education chair, Akin was Agnes Scott's women's basketball coach from 2003-07 and was named the Great South Athletic Conference Coach of the Year in 2006. She also served as commissioner of the Great South Athletic Conference from 2011-16 and was a member of the NCAA Division III women's basketball committee and NCAA volleyball regional advisory committee from 2014-16.

Prior to her arrival at Georgia Tech in 1996, Akin also served as a sports marketing assistant at Auburn and NC State and as a member of the women's basketball staffs at UNC Wilmington and Kansas State.

A Kansas native, Akin earned bachelor's (1991) and master's (1993) degrees from Kansas State.

She and her husband, Charles, have two children: Bobbie and Ryan.

### GT ATHLETICS EXECUTIVE LEADERSHIP TEAM



**TODD STANSBURY**  
Director of Athletics



**MARK ROUNTREE**  
Deputy A.D.



**AYO TAYLOR-DIXON**  
Senior Associate A.D.  
External Operations



**JOEELEN AKIN**  
Associate A.D.  
Student-Athlete Dev./SWA



**SHOSHANNA ENGEL**  
Associate A.D.  
Compliance/Title IX Coord.



**DR. ANGELO GALANTE**  
Senior Associate A.D.  
Sports Medicine/CMO



**JIM HALL**  
Associate V.P.  
Development (Athletics)



**JEFF KEISLER**  
Associate A.D.  
Annual Giving & Engagement



**PHYLLIS LABAW**  
Associate A.D.  
Student Services



**MARVIN LEWIS**  
Associate A.D.  
Administration & Finance



## ADMINISTRATION



### ÁNGEL CABRERA

#### INSTITUTE PRESIDENT

B.S./M.S., UNIVERSIDAD  
POLITÉCNICA DE MADRID  
M.S./PH.D., GEORGIA TECH

On Sept. 1, 2019, the Georgia Institute of Technology welcomed Ángel Cabrera as its 12th president. Cabrera came to Georgia Tech after serving for seven years as president of George Mason University (GMU) in Fairfax, Virginia.

Under his leadership for the past year thousands of members of the Georgia Tech community have contributed to a new 10-year strategic plan to be launched fall 2020. The plan is grounded on a new mission statement that was approved by the Board of Regents in May and reaffirms Tech's commitment to "developing leaders who advance technology and improve the human condition."

He is leading the Institute through one of the most critical times in its history in response to the Covid-19 pandemic, internally to prioritize the health and safety of the Tech community and externally to develop innovative solutions to combat the disease.

Cabrera is a Georgia Tech alumnus, the second in the Institute's 135-year history to serve as president. He holds an M.S. and Ph.D. in cognitive psychology from Georgia Tech, which he attended as a Fulbright Scholar. He also holds a telecommunications engineering degree from Universidad Politécnica de Madrid (B.S. and M.S. in computer and electrical engineering).

President Cabrera met his wife, Beth, while both were graduate students at Georgia Tech. Dr. Beth Fraser Cabrera was a management professor at Carlos III University in Madrid and Arizona State University, and currently delivers leadership development programs for business executives. Their son Alex, who recently received his undergraduate degree from the Institute, is a PhD student at Carnegie Mellon University. Daughter Emilia is a senior at Harvard University.

Cabrera serves on the boards of the Atlanta Committee for Progress, the Bankinter Foundation for Innovation, the Metro Atlanta Chamber, and the National Geographic Society. He is serving on the newly formed Task Force to Restore Georgia's Economy.

Under Cabrera's leadership, George Mason University reached the top tier among research universities in the Carnegie Classification and accounted for more than half of all public university enrollment growth in Virginia. Before becoming GMU's president, Cabrera served as dean of IE Business School in Madrid and president of Thunderbird School of Global Management (now part of Arizona State University). As a business educator, Cabrera played a key role in advancing professional ethics, internationalization, and corporate social responsibility. As a senior advisor to the United Nations Global Compact, in 2007 he was the lead author of the "Principles for Responsible Management Education," now adopted by more than 700 schools around the world. Cabrera's research has been published in leading academic journals. He has been quoted by leading global media, including The Economist, BBC, CNN, CNBC, El País, Forbes, The International Herald Tribune, and The New York Times. His op-eds have been published by The Washington Post and the international press, and he has appeared on NPR programs and PBS NewsHour.

He's been named a "Young Global Leader" by the World Economic Forum, a "Star of Europe" by Businessweek, "Henry Crown Fellow" by the Aspen Institute, and "Great Immigrant" by the Carnegie Corporation of New York. He has received honorary degrees from Miami Dade College and Universidad Politécnica de Madrid. He is the first native of Spain to serve as president of an American university.



### DR. BARATUNDE COLA

#### FACULTY ATHLETICS REPRESENTATIVE

B.E., VANDERBILT, 2002  
PH.D., PURDUE, 2008

Baratunde A. Cola knows just what it takes to be a student and an athlete at the highest collegiate level.

A professor of heat transfer, combustion and energy systems in the George W. Woodruff School of Mechanical Engineering, Cola was named faculty athletics representative (FAR) to the Georgia Tech Athletic Association with his three-year term beginning in July 2020. The FAR serves as the liaison between the Institute and the Athletic Association on issues regarding rules compliance, developments at the National Collegiate Athletic Association (NCAA), and activities related to Atlantic Coast Conference (ACC) membership.

Cola began his education at Vanderbilt University where he was a football student-athlete and the starting fullback in 2002. He graduated with a bachelor's of education degree after winning the football program's dedication award, before going on to earn his master's degree from Vanderbilt in 2004.

After six years at Vanderbilt, he began researching thermal applications of carbon nanotubes at Purdue University, interning as a test research and development engineer at Intel Corporation in 2007, as he worked toward earning his Ph.D. from the university in 2008.

From there Cola had a brief stay as a visiting scholar at the University of Texas at Dallas before joining the faculty at Georgia Tech in April 2009 as an assistant professor.

Cola's research is currently focused on understanding and designing thermal transport and energy conversion in nanostructures and devices. His group develops tools to characterize thermal transport across several orders of scale for this purpose. They seek to solve problems with high importance to applications in clean energy (e.g. direct conversion) and the efficient utilization of energy (e.g. more efficient thermal management), and in major industrial segments such as consumer electronics, enterprise services (e.g. the cloud supporting infrastructure), transportation, and lighting.

Cola was promoted to professor at Georgia Tech in 2019.



## ***2019-20 SEASON REVIEW***

<b>2019-20 Results</b>	<b>30</b>
<b>Game-by-Game</b>	<b>31</b>
<b>Individual Stats</b>	<b>32</b>
<b>Superlatives</b>	<b>33</b>
<b>Box Scores</b>	<b>34-42</b>

## 2019-20 SEASON RESULTS

## 2019-20 Overall Record: 20-11, ACC 10-8

Home: 10-4 Away: 7-4 Neutral: 3-3

Yellow Jackets  
By The Numbers

## Games leading GT in...

## Scoring:

Pan	13
Carson	9
Lahtinen	6
Cubaj	3
Hermosa	3
Fletcher	2

## Rebounding:

Cubaj	17
Fletcher	11
Lahtinen	4
Pan	3
Carson	2
Hermosa	1

## Assists:

Fletcher	12
Pan	12
Cubaj	8
Lahtinen	7
Hermosa	1

## Games in Double Figure Scoring:

Pan	20
Fletcher	16
Carson	15
Cubaj	15
Lahtinen	14
Hermosa	9

## Games with 20+ points:

Pan	8
Carson	3
Cubaj	2

## Games with 5+ assists:

Cubaj	6
Pan	5
Lahtinen	4
Fletcher	3
Fletcher	2

## Games with 3+ steals:

Lahtinen	5
Cubaj	4
Fletcher	4
Pan	4
Carson	3
Hermosa	1

DATE	OPPONENT	SCORE	ATTEND	HIGH POINTS	HIGH REBOUNDS
11/5/19	HOUSTON	W, 69-38	921	(24) Francesca Pan	(9) Lorela Cubaj
11/10/19	GRAMBLING STATE	W, 89-42	1120	(17) Francesca Pan	(8) Cubaj, Fletcher
11/17/19	at Georgia	W, 73-40	3362	(20) Francesca Pan	(8) Lorela Cubaj
11/20/19	GEORGIA STATE	W, 69-28	871	(21) Jasmine Carson	(12) Lorela Cubaj
11/28/19	vs. Seton Hall	W, 79-54	150	(16) Cubaj, Pan	(12) Lorela Cubaj
11/30/19	vs. Rutgers	L, 43-46	150	(13) Nerea Hermosa	(12) Lorela Cubaj
12/5/19	WISCONSIN	W, 60-41	1016	(14) Nerea Hermosa	(11) Lorela Cubaj
12/8/19	at Kennesaw State	W, 63-47	769	(21) Francesca Pan	(9) Fletcher, Lahtinen
12/15/19	ETSU	W, 87-48	1642	(26) Jasmine Carson	(11) Lorela Cubaj
12/20/19	vs. Texas A&M	L, 48-60	100	(16) Lotta-Maj Lahtinen	(6) Kierra Fletcher
12/21/19	vs. Rice	W, 54-52	100	(20) Francesca Pan	(13) Kierra Fletcher
12/29/19	VIRGINIA*	W, 61-51	1422	(18) Lorela Cubaj	(8) Kierra Fletcher
1/2/20	MIAMI*	W, 61-54	1235	(15) Carson, Lahtinen	(10) Cubaj, Fletcher
1/5/20	at Wake Forest*	L, 60-65	863	(13) Lorela Cubaj	(8) Lorela Cubaj
1/9/20	at Florida State*	W, 67-52	2663	(21) Jasmine Carson	(6) Pan, Fletcher
1/12/20	CLEMSON*	W, 49-47	1620	(17) Francesca Pan	(6) Pan, Carson
1/16/20	at Syracuse*	W, 82-64	1720	(18) Jasmine Carson	(9) Lorela Cubaj
1/19/20	BOSTON COLLEGE*	L, 48-55	2577	(10) Lahtinen, Carson	(10) Lorela Cubaj
1/23/20	NORTH CAROLINA*	L, 60-67 (ot)	1201	(19) Kierra Fletcher	(9) Lorela Cubaj
1/26/20	at Duke*	L, 46-58	3451	(12) Lotta-Maj Lahtinen	(9) Lorela Cubaj
1/30/20	at Miami*	L, 49-54 (ot)	847	(12) Jasmine Carson	(8) Fletcher, Hermosa
2/2/20	NOTRE DAME*	L, 51-59	1749	(17) Jasmine Carson	(8) Lotta-Maj Lahtinen
2/6/20	at Pittsburgh*	W, 77-48	591	(17) Jasmine Carson	(9) Jasmine Carson
2/9/20	WAKE FOREST*	W, 62-52	1578	(22) Francesca Pan	(8) Lorela Cubaj
2/13/20	at Virginia Tech*	L, 61-64 (ot)	1326	(19) Francesca Pan	(13) Kierra Fletcher
2/16/20	at NC State*	W, 65-61	5542	(30) Francesca Pan	(7) Pan, Lahtinen
2/20/20	LOUISVILLE*	L, 47-58	1188	(11) Hermosa, Lahtinen	(6) Kierra Fletcher
2/23/20	FLORIDA STATE*	W, 65-62	1787	(23) Francesca Pan	(11) Lorela Cubaj
3/1/20	at Clemson*	W, 56-44	1484	(18) Lotta-Maj Lahtinen	(12) Lotta-Maj Lahtinen
3/5/20	vs. Pittsburgh	W, 68-58		(26) Francesca Pan	(9) Lorela Cubaj
3/6/20	vs. NC State	L, 48-57		(15) Pan, Fletcher	(9) Kierra Fletcher

\* - Conference game

## Georgia Tech's 2019-20 Record

Overall	W	L	PCT	ACC	W	L	PCT
All Games	20	11	.645	All Games	10	8	.556
Home	10	4	.714	Home	5	4	.556
Away	7	4	.636	Away	5	4	.556
Neutral	3	3	.500	Neutral	-	-	-

Last five games:

3-2

Last 10 games:

6-4

Largest margin of victory:

47 (89-42) vs Grambling State (11/10/19)

Largest margin of defeat:

12 vs. Texas A&amp;M (12/20/19); Duke (1/26/20)

## Margins of Victory/Defeat

	1	2	3	4	5	6	7	8	9	10	11-19	20-29	30-39	40+
Won By	2	1	1				1			3	5	2	3	2
Lost By		2			2		2	1	1		3			

## Score By Quarters:

	1st (Avg.)	2nd (Avg.)	3rd (Avg.)	4th (Avg.)	OT (Avg.)	Total (Avg.)
Georgia Tech	14.7	13.8	16.5	16.4	0.5	61.8
Opponents	12.9	11.4	13.3	13.8	1.0	52.5

## Attendance Summary

	Games	Totals	Average Per Game
Home	14	19,927	1,423
Away	111	22,618	2,056
Neutral	5		1,605
Total	31	42,545	1,372

## Record By Month

Month	W-L	(ACC W-L)
November	5-1	0-0
December	5-1	1-0
January	4-5	4-5
February	4-3	4-3
March	2-1	1-0

## Record By Day Of Week

Day	W-L	(ACC W-L)
Sunday	10-4	6-4
Monday	0-0	0-0
Tuesday	1-0	0-0
Wednesday	1-0	0-0
Thursday	7-4	4-4
Friday	0-2	0-0
Saturday	1-1	0-0

## Record When...

	W-L
Leading at halftime	16-5
Trailing at halftime	4-5
Tied at halftime	0-1
In overtime games	0-3



# 2019-20 GAME-BY-GAME RESULTS

		TOTAL		3-PTRS		REBS								
Date	Opponent	FG-A	Pct	3FG-A	Pct	FT-A	Pct	Tot	PF	A	TO	Blk	Stl	Pts
N5	Georgia Tech	26-66	.394	7-19	.368	10-18	.556	53	15	11	20	5	10	69
	Houston	15-48	.313	2-17	.118	6-13	.462	26	20	8	23	5	11	38
N10	Georgia Tech	33-69	.478	7-25	.280	16-18	.889	41	14	23	5	5	14	89
	Grambling State	15-45	.333	6-20	.300	6-11	.545	24	16	10	22	4	1	42
N17	Georgia Tech	27-62	.435	12-21	.571	7-11	.636	39	14	12	10	9	4	73
	Georgia	18-53	.340	1-8	.125	3-9	.333	36	14	6	19	3	4	40
N20	Georgia Tech	28-59	.475	5-15	.333	8-15	.533	50	16	21	16	5	10	69
	Georgia State	9-54	.167	3-20	.150	7-18	.389	28	15	5	19	3	5	28
N28	Georgia Tech	30-61	.492	4-14	.286	15-22	.682	44	18	18	16	1	7	79
	Seton Hall	20-61	.328	5-19	.263	9-15	.600	32	19	6	19	0	9	54
N30	Georgia Tech	16-50	.320	1-10	.100	10-19	.526	39	17	9	15	3	6	43
	Rutgers	18-51	.353	1-14	.071	9-21	.429	40	18	11	17	3	9	46
D5	Georgia Tech	26-62	.419	1-8	.125	7-10	.700	44	15	16	12	3	5	60
	Wisconsin	15-45	.333	2-11	.182	9-18	.500	26	12	7	16	1	5	41
D8	Georgia Tech	21-55	.382	8-19	.421	13-16	.813	37	9	13	13	5	5	63
	Kennesaw State	18-53	.340	5-16	.313	6-8	.750	31	15	10	14	4	4	47
D15	Georgia Tech	33-61	.541	12-21	.571	9-17	.529	49	17	20	11	1	6	87
	ETSU	19-55	.345	2-11	.182	8-15	.533	19	12	8	8	1	5	48
D20	Georgia Tech	20-56	.357	7-26	.269	1-1	1.000	31	16	8	14	4	2	48
	Texas A&M	23-52	.442	1-9	.111	13-17	.765	36	12	10	8	4	4	60
D21	Georgia Tech	21-57	.368	3-15	.200	9-11	.818	38	8	11	10	1	3	54
	Rice	20-48	.417	6-19	.316	6-6	1.000	27	12	11	14	4	3	52
D29	Georgia Tech	25-57	.439	5-21	.238	6-11	.545	30	14	15	7	4	7	61
	Virginia	20-52	.385	5-10	.500	6-9	.667	36	15	14	15	1	2	51
J2	Georgia Tech	23-56	.411	2-12	.167	13-20	.650	39	11	11	13	1	8	61
	Miami	19-52	.365	6-23	.261	10-13	.769	32	16	11	18	2	8	54
J5	Georgia Tech	22-56	.393	4-11	.364	12-16	.750	31	18	13	14	2	11	60
	Wake Forest	21-52	.404	8-16	.500	15-19	.789	40	21	9	20	1	7	65
J9	Georgia Tech	26-59	.441	5-16	.313	10-12	.833	26	16	8	9	1	7	67
	Florida State	19-44	.432	4-15	.267	10-16	.625	30	18	7	21	3	2	52
J12	Georgia Tech	17-59	.288	5-20	.250	10-13	.769	34	14	12	14	2	5	49
	Clemson	19-42	.452	3-7	.429	6-13	.462	34	20	8	22	5	7	47
J16	Georgia Tech	34-60	.567	5-13	.385	9-15	.600	37	16	12	13	4	9	82
	Syracuse	25-61	.410	7-15	.467	7-15	.467	32	13	7	15	4	4	64
J19	Georgia Tech	14-54	.259	2-20	.100	18-32	.563	38	22	4	17	2	10	48
	Boston College	21-50	.420	3-11	.273	10-23	.435	41	27	9	19	3	10	55
J23	Georgia Tech	24-67	.358	4-21	.190	8-14	.571	35	13	14	15	7	9	60
	North Carolina	24-59	.407	4-10	.400	15-16	.938	41	17	14	18	2	10	67
J26	Georgia Tech	19-47	.404	5-19	.263	3-5	.600	25	10	11	24	0	12	46
	Duke	24-51	.471	6-13	.462	4-5	.800	32	10	12	22	3	13	58
J30	Georgia Tech	20-66	.303	4-20	.200	5-6	.833	47	17	13	23	1	5	49
	Miami	17-52	.327	3-14	.214	17-22	.773	36	10	12	19	5	12	54
F2	Georgia Tech	19-63	.302	2-16	.125	11-20	.550	39	20	12	16	6	5	51
	Notre Dame	21-45	.467	0-7	.000	17-23	.739	31	16	13	16	3	8	59
F6	Georgia Tech	27-62	.435	6-17	.353	17-22	.773	43	11	19	14	3	10	77
	Pittsburgh	18-47	.383	5-11	.455	7-15	.467	26	21	13	23	1	7	48
F9	Georgia Tech	20-54	.370	3-13	.231	19-25	.760	36	10	11	9	5	4	62
	Wake Forest	20-54	.370	5-15	.333	7-10	.700	36	23	11	15	0	4	52
F13	Georgia Tech	26-59	.441	3-10	.300	6-8	.750	40	16	6	20	5	5	61
	Virginia Tech	24-63	.381	9-20	.450	7-12	.583	35	11	12	17	2	7	64
F16	Georgia Tech	26-55	.473	6-17	.353	7-13	.538	30	18	15	12	3	6	65
	NC State	22-49	.449	3-13	.231	14-18	.778	30	16	10	14	3	6	61
F20	Georgia Tech	17-57	.298	1-12	.083	12-17	.706	31	14	8	6	0	3	47
	Louisville	23-49	.469	6-12	.500	6-7	.857	34	17	10	14	8	2	58
F23	Georgia Tech	22-52	.423	6-17	.353	15-23	.652	37	15	12	13	1	8	65
	Florida State	24-53	.453	7-18	.389	7-12	.583	28	22	9	13	4	6	62
M1	Georgia Tech	25-59	.424	3-16	.188	3-3	1.000	34	13	13	10	1	7	56
	Clemson	19-48	.396	2-13	.154	4-5	.800	28	14	6	16	2	3	44
M5	Georgia Tech	25-63	.397	1-10	.100	17-23	.739	36	12	13	9	3	12	68
	Pittsburgh	23-49	.469	3-13	.231	9-10	.900	30	22	6	18	4	2	58
M6	Georgia Tech	20-57	.351	1-9	.111	7-11	.636	37	15	7	14	4	5	48
	NC State	22-58	.379	4-21	.190	9-10	.900	33	11	14	12	0	3	57
	Georgia Tech	732-1820	.402	140-503	.278	313-467	.670	1170	454	391	414	97	220	1917
	Opponents	615-1595	.386	127-441	.288	269-424	.634	990	505	299	526	88	183	1626

# 2019-20 INDIVIDUAL STATS

## OVERALL/CONFERENCE STATS

##	Player	GP-GS	Min	Avg	TOTAL		3-PTS		FT-A	Pct	REBOUNDS				PF	FO	A	TO	Blk	Stl	Pts	Avg
					FG-A	Pct	3FG-A	Pct			Off	Def	Tot	Avg								
33	Francesca Pan	31-31	1096	35.4	146-412	.354	45-182	.247	78-94	.830	27	98	125	4.0	80	1	78	58	10	41	415	13.4
	Conference Only...	18-18	673	37.4	77-234	.329	22-101	.218	36-46	.783	17	49	66	3.7	53	1	49	39	4	26	212	11.8
41	Kierra Fletcher	31-31	1091	35.2	119-268	.444	2-15	.133	76-106	.717	81	112	193	6.2	65	1	95	63	9	40	316	10.2
	Conference Only...	18-18	649	36.1	69-170	.406	1-9	.111	51-67	.761	49	57	106	5.9	42	1	43	39	4	26	190	10.6
13	Lorela Cubaj	31-30	1060	34.2	128-285	.449	7-25	.280	48-83	.578	64	176	240	7.7	88	1	76	59	37	36	311	10.0
	Conference Only...	18-17	632	35.1	72-156	.462	3-10	.300	31-52	.596	33	98	131	7.3	51	1	41	36	13	18	178	9.9
2	Jasmine Carson	31-6	680	22.0	108-301	.359	52-154	.338	32-41	.780	21	78	99	3.2	28	0	20	60	3	30	300	9.7
	Conference Only...	18-6	421	23.4	59-186	.317	31-105	.295	29-35	.829	14	53	67	3.7	18	0	13	40	2	17	178	9.9
31	Lotta-Maj Lahtinen	31-30	1013	32.7	108-275	.393	29-101	.287	36-66	.545	52	81	133	4.3	70	0	81	68	4	42	281	9.1
	Conference Only...	18-17	591	32.8	64-155	.413	13-54	.241	19-43	.442	19	51	70	3.9	46	0	46	44	2	29	160	8.9
20	Nerea Hermosa	31-15	663	21.4	89-165	.539	0-0	.000	25-44	.568	57	69	126	4.1	59	0	24	49	21	19	203	6.5
	Conference Only...	18-4	359	20.0	49-82	.598	0-0	.000	10-21	.476	31	28	59	3.3	29	0	10	23	17	9	108	6.0
4	Anne Francoise Diouf	29-12	361	12.4	16-53	.302	0-1	.000	5-14	.357	32	59	91	3.1	34	0	6	21	10	4	37	1.3
	Conference Only...	17-10	192	11.3	11-29	.379	0-0	.000	2-4	.500	14	29	43	2.5	16	0	2	11	6	2	24	1.4
00	Daijah Jefferson	22-0	142	6.5	10-28	.357	2-8	.250	4-4	1.000	10	12	22	1.0	11	0	3	9	3	4	26	1.2
	Conference Only...	13-0	89	6.9	3-15	.200	1-7	.143	2-2	1.000	8	4	12	0.9	4	0	2	4	0	3	9	0.7
3	Sarah Bates	17-0	81	4.8	6-24	.250	3-16	.188	3-5	.600	0	6	6	0.4	6	0	3	5	0	3	18	1.1
	Conference Only...	9-0	29	3.2	1-9	.111	0-4	.000	1-1	1.000	0	1	1	0.1	3	0	1	3	0	1	3	0.3
12	Kondalia Montgomery	17-0	90	5.3	2-9	.222	0-1	.000	6-10	.600	9	3	12	0.7	13	0	5	5	0	1	10	0.6
	Conference Only...	7-0	38	5.5	1-6	.167	0-1	.000	3-4	.750	9	1	10	1.4	6	0	2	0	0	0	5	0.7
TM	TEAM.....										57	66	123					17				
	Conference Only...										31	36	67					10				
	Total.....	31	6281		732-1820	.402	140-503	.278	313-467	.670	410	760	1170	37.7	454	3	391	414	97	220	1917	61.8
	Conference Only...	18	3675		406-1042	.390	71-291	.244	184-275	.669	225	407	632	35.1	268	3	209	249	48	131	1067	59.3
	Opponents.....	31	6274		615-1595	.386	127-441	.288	269-424	.634	267	723	990	31.9	505	8	299	526	88	183	1626	52.5
	Conference Only...	18	3675		380-923	.412	86-243	.354	169-253	.668	161	441	602	33.4	307	6	187	317	52	118	1015	56.4

## POINTS - REBOUNDS - ASSISTS

Opponent	Date	Score	00 JEFFERSON	02 CARSON	03 BATES	04 DIOUF	12 MONTG.	13 CUBAJ	20 HERMOSA	31 LAHTINEN	33 PAN	41 FLETCHER
HOUSTON	11/5/19	W, 69-38	0-2-0	5-4-0	2-1-0	2-6-0	0-0-0	7-9-1	4-3-1	16-8-4	24-7-2	9-7-3
GRAMBLING STATE	11/10/19	W, 89-42	6-3-0	11-2-1	3-1-0	2-5-1	0-1-1	14-8-1	15-5-3	8-4-6	17-2-3	13-8-7
at Georgia	11/17/19	W, 73-40	0-0-0	15-1-1	0-0-0	0-6-0	0-0-0	9-8-3	2-3-0	11-3-0	20-7-1	16-7-7
GEORGIA STATE	11/20/19	W, 69-28	2-1-1	21-6-1	4-0-0	2-6-1	1-0-1	12-12-3	6-9-4	5-7-2	9-6-4	7-2-4
vs. Seton Hall	11/28/19	W, 79-54	5-0-0	7-4-2	0-1-0	3-4-0	0-0-1	16-12-7	12-7-2	12-4-0	16-3-2	8-6-4
vs. Rutgers	11/30/19	L, 43-46	DNP	4-3-0	DNP	0-1-0	0-0-0	6-12-2	13-7-1	12-4-0	16-3-2	8-6-4
WISCONSIN	12/5/19	W, 60-41	0-0-0	9-2-0	0-0-1	0-5-0	0-1-0	9-11-3	14-6-2	7-6-2	13-5-3	8-5-5
at Kennesaw State	12/8/19	W, 63-47	0-0-0	9-0-0	0-1-0	DNP	0-0-0	8-5-4	0-3-0	18-9-2	21-4-5	7-9-2
ETSU	12/15/19	W, 87-48	4-4-0	26-5-2	6-1-1	4-6-0	4-0-0	20-11-3	6-6-0	6-4-6	7-4-4	4-5-4
vs. Texas A&M	12/20/19	L, 48-60	0-0-0	8-3-0	DNP	0-1-0	DNP	3-4-0	2-4-0	16-4-5	8-2-1	11-6-2
vs. Rice	12/21/19	W, 54-52	DNP	3-0-0	DNP	0-4-1	0-0-0	8-4-5	2-1-0	6-3-2	20-2-0	15-13-3
VIRGINIA	12/29/19	W, 61-51	DNP	10-7-2	0-0-0	2-1-1	DNP	18-7-3	0-1-0	13-4-4	7-0-4	11-8-1
MIAMI	1/2/20	W, 61-54	0-1-0	15-1-2	0-0-0	0-1-0	DNP	10-10-0	7-7-1	15-5-3	6-3-3	8-10-2
at Wake Forest	1/5/20	L, 60-65	0-0-0	11-5-1	0-0-0	0-3-0	DNP	13-8-1	9-3-1	11-2-2	4-2-4	12-3-4
at Florida State	1/9/20	W, 67-52	DNP	21-4-0	0-0-0	4-0-0	DNP	10-3-1	0-0-0	4-4-0	16-6-5	12-6-2
CLEMSON	1/12/20	W, 49-47	0-1-0	16-6-0	0-0-0	2-1-0	DNP	5-4-5	4-2-0	0-2-3	17-6-1	5-5-3
at Syracuse	1/16/20	W, 82-64	DNP	18-3-1	DNP	0-1-0	0-1-1	119-0	8-1-1	17-2-3	15-6-5	13-7-1
BOSTON COLLEGE	1/19/20	L, 48-55	7-4-0	10-3-1	DNP	1-4-0	0-1-0	9-10-0	3-0-0	10-2-1	2-6-2	6-3-0
NORTH CAROLINA	1/23/20	L, 60-67	0-1-0	10-3-1	DNP	DNP	DNP	12-9-5	5-4-2	11-2-4	3-6-1	19-7-1
at Duke	1/26/20	L, 46-58	0-0-0	3-0-2	DNP	0-2-0	DNP	8-9-5	3-1-0	12-2-3	10-2-0	10-5-1
at Miami	1/30/20	L, 49-54	DNP	12-3-0	DNP	2-5-0	DNP	7-7-1	8-8-1	0-0-3	10-7-5	10-8-3
NOTRE DAME	2/2/20	L, 51-59	0-0-1	17-3-0	0-1-0	2-7-0	2-2-0	10-5-3	4-2-1	6-8-1	2-2-1	8-7-5
at Pittsburgh	2/6/20	W, 77-48	2-2-1	17-9-2	3-0-0	0-3-0	3-5-0	9-8-5	16-7-1	6-0-1	11-3-5	10-5-4
WAKE FOREST	2/9/20	W, 62-52	0-0-0	0-6-0	DNP	5-5-0	DNP	21-8-3	2-1-0	3-4-2	22-4-3	9-4-3
at Virginia Tech	2/13/20	L, 61-64	0-1-0	8-5-0	DNP	0-1-0	0-0-0	6-10-1	2-4-0	9-4-2	19-2-0	17-13-3
at NC State	2/16/20	W, 65-61	0-0-0	3-3-0	0-0-0	2-2-0	DNP	1-2-2	12-6-1	9-7-5	30-7-4	8-0-3
LOUISVILLE	2/20/20	L, 47-58	0-1-0	4-3-0	DNP	0-0-0	0-1-1	9-4-1	11-4-1	11-5-2	5-3-3	7-6-0
FLORIDA STATE	2/23/20	W, 65-62	0-1-0	0-1-0	0-0-1	0-1-0	0-0-0	13-11-4	10-8-0	5-5-3	23-0-1	14-5-3
at Clemson	3/1/20	W, 56-44	DNP	3-2-1	DNP	4-6-1	DNP	6-7-1	4-0-0	18-12-4	10-1-2	11-4-4
vs. Pittsburgh	3/5/20	W, 68-58	DNP	4-2-0	DNP	0-0-1	DNP	10-9-1	14-8-1	8-5-2	26-3-3	6-3-5
vs. NC State	3/6/20	L, 48-57	DNP	0-0-0	DNP	0-4-0	DNP	11-4-2	5-5-0	2-5-2	15-8-0	15-9-3

# 2019-20 SUPERLATIVES

		Georgia Tech	Opponent
Points 1st Quarter	High	22, ETSU (12/15)	23, Miami (1/2)
	Low	7, at Kennesaw State (12/8)	5, twice
Points 2nd Quarter	High	26, Houston (11/5)	24, at Duke (1/26)
	Low	3, vs. Texas A&M (12/20)	1, Houston (11/6)
Points 3rd Quarter	High	30, at Syracuse (1/17)	27, at Virginia Tech (2/13)
	Low	4, at Miami (1/30)	6, twice
Points 4th Quarter	High	30, Miami (1/2)	25, at Wake Forest (1/5)
	Low	4, at Duke (1/26)	7, twice
Total Points	High	89, Grambling State (11/10)	67, North Carolina (1/23)
	Low	43, vs. Rutgers (11/30)	28, Georgia State (11/20)
Field Goals Made	High	34, at Syracuse (1/16)	25, at Syracuse (1/16)
	Low	14, Boston College (1/19)	9, Georgia State (11/20)
Field Goals Attempted	High	69, Grambling State (11/10)	63, at Virginia Tech (2/13)
	Low	47, at Duke (1/26)	42, Clemson (1/12)
3-Point FGM	High	12, twice	9, at Virginia Tech (2/13)
	Low	1, multiple times	0, Notre Dame (2/2)
3-Point FGA	High	26, vs. Texas A&M (12/20)	23, Miami (1/2)
	Low	8, Wisconsin (12/5)	7, twice
Free Throws Made	High	19, Wake Forest (2/9)	17, twice
	Low	1, vs. Texas A&M (12/20)	3, at Georgia (11/17)
Free Throws Att.	High	32, Boston College (1/19)	23, twice
	Low	1, vs. Texas A&M (12/20)	5, twice
Free Throw Pct.	High	1.000, twice	1.000, vs. Rice (12/21)
	Low	.526, vs. Rutgers (11/30)	.333, at Georgia (11/17)
Offensive Rebounds	High	22, Houston (11/5)	15, at Syracuse (1/16)
	Low	6, at Duke (1/26)	2, ETSU (12/15)
Defensive Rebounds	High	36, ETSU (12/15)	33, Boston College (1/19)
	Low	17, multiple times	16, Georgia State (11/20)
Total Rebounds	High	53, Houston (11/5)	41, twice
	Low	25, at Duke (1/26)	19, ETSU (12/15)
Assists	High	23, Grambling State (11/10)	14, multiple times
	Low	4, Boston College (1/19)	5, Georgia State (11/20)
Blocked Shots	High	9, at Georgia (11/17)	8, Louisville (2/20)
	Low	0, twice	0, multiple times
Steals	High	14, Grambling State (11/10)	13, at Duke (1/26)
	Low	2, vs. Texas A&M (12/20)	1, Grambling State (11/10)
Turnovers	High	24, at Duke (1/26)	23, twice
	Low	5, Grambling State (11/10)	8, twice
Personal Fouls	High	22, Boston College (1/19)	27, Boston College (1/19)
	Low	8, vs. Rice (12/21)	10, twice



## 2019-20 BOX SCORES

# 1 Georgia Tech Houston

## Nov. 5, 2019 | McCamish Pavilion (Atlanta, Ga.)

69  
38

Official Basketball Box Score - Final  
Houston at Georgia Tech  
11/06/19 McCamish Pavilion, Atlanta  
Georgia Tech vs. Houston

Game Time: 12:00 AM  
Game Duration: 1:58  
Attendance: 921

Officials: Joseph Vazally, Billy Smith, Deanna Jackson

Houston - 38

Record: 0-1

Shooting By Period														
NO.	Name	Min	FG	3P	FT	Rebounds	Fouls	TP	AS	TO	ST	BS	BA	+/
3	Dorian Branch	F 33:44	2-7	1-4	1-2	1 2 3 3	3 3	6	1	2	0	0	1	-17
24	Maya Jones	F 25:53	2-9	0-4	1-2	1 1 2 3	1 1	5	0	4	2	1	2	-24
30	Tatiana Hill	F 24:36	4-7	0-0	2-3	2 4 6 3	5 10	1	3	4	0	0	-2	
4	Jasmine Harris	G 25:20	3-10	0-5	1-4	0 2 2 5	4 7	0	3	1	2	0	-19	
23	Julia Blackshear-Fair	G 25:17	1-3	0-0	1-2	0 2 2 1	1 1	3	4	2	0	1	-17	
5	Dymond Gladney	23:14	1-5	0-0	0-0	0 1 1 0	2 2	2	2	1	0	1	-23	
1	Bria Patterson	21:18	1-1	1-1	0-0	4 4 4 2	0 3	1	2	1	1	0	-24	
22	Keasia Peace	18:53	1-6	0-3	0-0	0 3 3 1	1 2	0	3	0	0	1	-29	
44	Jazmaine Lewis	01:45	0-0	0-0	0-0	0 0 0 1	0 0	0	0	0	0	0	0	
Team						1 2 3		0						
Totals			15-48			2-17	6-13	5	21	26	20	15	38	0
Shooting By Period														
1st FG% 7-12 58.3%														
3PT% 0-2 0.0%														
FT% 1-2 50%														
2nd FG% 0-9 0.0%														
3PT% 0-3 0.0%														
3rd FG% 1-4 25%														
3PT% 0-6 0.0%														
FT% 2-4 50%														
4th FG% 5-14 35.7%														
3PT% 2-6 33.3%														
FT% 2-3 66.7%														

Technical Fouls: NONE

Shooting By Period  
1st FG% 7-12 58.3%  
3PT% 0-2 0.0%  
FT% 1-2 50.0%  
2nd FG% 0-9 0.0%  
3PT% 0-3 0.0%  
FT% 1-4 25.0%  
3rd FG% 3-13 23.1%  
3PT% 0-6 0.0%  
FT% 2-4 50.0%  
4th FG% 5-14 35.7%  
3PT% 2-6 33.3%  
FT% 2-3 66.7%  
GM FG% 15-48 31.3%  
3PT% 2-17 11.8%  
FT% 6-13 46.2%

Dead Ball Rebounds: 4.0

Georgia Tech - 69

Record: 1-0

Georgia Tech - 69		Record vs. 2010													Shooting By Period			
NO.	Name	Min	FG	3P	FT	Rebounds	Fouls	TP	AS	TO	ST	BS	BA	+/				
13	Lorela Cubaj	F 29:53	3-10	0-1	1-4	3 6 9 4	4 6	7	1	7	1	2	0	21				
20	Nerea Hermosa	C 08:39	1-2	0-0	2-4	2 1 3 4	4 2	4	1	1	3	0	0	5				
31	Lotta-Maj Lahtinen	G 34:58	7-14	1-5	1-1	6 2 8 1	2 16	4	0	2	1	1	31					
33	Francesca Pan	G 35:15	8-16	6-11	2-2	3 4 7 0	2 24	2	1	3	1	0	23					
41	Kierra Fletcher	G 28:30	3-9	0-0	3-4	3 4 7 3	4 9	3	4	0	0	0	9					
4	Anne Françoise Diouf	28:13	1-5	0-0	0-0	1 5 6 1	1 2	0	1	1	1	0	1 25					
2	Jasmine Carson	21:42	2-10	0-2	1-3	2 2 4 0	3 5	0	1	2	0	3	21					
12	Kondalia Montgomery	12:16	0-0	0-0	0-0	0 0 0 2	0 0	0	3	1	0	0	21					
00	Dajiah Jefferson	04:38	0-0	0-0	0-0	0 2 2 0	0 0	0	0	0	1	0	1					
3	Sarah Bates	01:58	1-1	0-0	0-0	0 1 1 0	0 2	0	0	0	0	0	2					
Team						2 4 6			0 0			0 0						
Totals			26-66			7-19			10-18			22 31 53			10 11 20			
									69			11 20 5 5			31			
												3M FT%			26-66 39.4			

Technical Fouls: NONE

Shooting By Period  
1st FG% 6-14 42.9%  
3PT% 2-4 50.0%  
FT% 2-5 40.0%  
2nd FG% 11-20 55.0%  
3PT% 2-6 33.3%  
FT% 2-3 66.7%  
3rd FG% 2-7 28.6%  
3PT% 2-3 66.7%  
FT% 3-6 50.0%  
4th FG% 6-15 40.0%  
3PT% 1-3 33.3%  
FT% 3-4 75.0%  
GM FG% 26-66 39.4%  
3PT% 7-19 36.8%  
FT% 10-18 55.6%

Dead Ball Rebounds: 5.0

	HOU	GT
Biggest lead	7 (1st 6:33)	32 (4th 8:28)
Best Scoring Run	6 (4th 4:02)	17 (2nd 0:42)
Lead Changes	1	1
Times Tied	0	0
Time with Lead	09:01	30:12

	HOU	GT
Points from Turnovers	12	25
Paint	24	30
Second Chance	5	12
Fast Breaks	3	14
Bench	7	9

	HOU	GT
Period by Period Scoring		
1st	15	1
2nd	8	14
3rd	11	16
4th	14	38

# 2 Georgia Tech Grambling State

## Nov. 10, 2019 | McCamish Pavilion (Atlanta, Ga.)

89  
42

Official Basketball Box Score - Final  
Grambling State at Georgia Tech  
11/10/19 McCamish Pavilion, Atlanta, Ga.  
Georgia Tech vs. Grambling State

Game Time: 2:00 PM  
Game Duration: 1:51  
Attendance: 1,120

Officials: Chris Fountain, Marc Merritt, Torri Harris

Grambling State - 42

Record: 0-3

NO.	Name		Min	Shooting By Period																																																																																																																																																																																																																																																																																																																																																																																																																																																																																																																																																																																																																																																																																																																																																																																																																																																																																																																																																																																																																																																																																																																																																																																																																																																																																																																																																																																																																	
				FG	3P	FT	Reb	Fouls	TP	AS	TO	ST	Blocks	BA	+/																																																																																																																																																																																																																																																																																																																																																																																																																																																																																																																																																																																																																																																																																																																																																																																																																																																																																																																																																																																																																																																																																																																																																																																																																																																																																																																																																																																																						

Technical Fouls: NONE

Dead Ball Rebounds: 5.2

Georgia Tech - 89

Record: 2-0

Georgia Tech - 89		REGULAR SEASON															
NO.	Name	Min	FG	3P	FT	REB	OR	DR	FOUL	TP	AS	TO	ST	BS	BA	+/	
Shooting By Period																	
1st	FG	8-18	44.4%														
2nd	FG	1-6	16.7%														
3rd	FG	3-4	75%														
2nd FG																	
1st	FG	9-17	52.9%														
2nd	FG	1-5	20.0%														
3rd	FG	4-4	100%														
3rd FG																	
1st	FG	7-16	43.8%														
2nd	FG	3-7	42.9%														
3rd	FG	7-8	87.5%														
4th FG																	
1st	FG	9-18	50.0%														
2nd	FG	2-7	28.6%														
3rd	FG	2-2	100%														
GM FG																	
FG	FG	33-69	47.8%														
Totals																	
		33-69	7-25	16-18	19	22	41	16	88	23	14	5	4	47			

Technical Fouls: NONE

Dead Ball Rebounds: 0.1

	GSU	GT
Biggest lead	2 (1st 2:33)	47 (4th 1:13)
Best Scoring Run	10 (1st 2:33)	15 (2nd 2:27)
Lead Changes	2	0
Times Tied	1	0
Time with Lead	01:06	37:35

	GSU	GT
Points from Turnovers	6	24
Paint	16	42
Second Chance	0	17
Fast Breaks	4	17
Bench	11	22

	GSU	GT
Period by Period Scoring		
1st	19	3
2nd	13	7
3rd	13	42
4th	24	89

# 3 Georgia Georgia

## Nov. 17, 2019 | Stegeman Coliseum (Athens, Ga.)

73  
40

Official Basketball Box Score - Final  
Georgia Tech at Georgia  
11/17/19 Stegeman Coliseum, Athens  
2019-20 Women's Basketball

Game Time: 2:02 PM  
Game Duration: 1:43  
Attendance: 3,362

Officials: Beverly Roberts, Angelica Saffner, Jennifer Racz

Georgia Tech - 73

Record: 3-0

NO.	Name	Min	FG	3P	FTA	Rebounds		Fouls	TP	AS	TO	ST	Blocks		+/	Shooting By Period			
						BS	BA						1st FG	2nd FG					
13	Lorela Cubaj	F 34:52	4-7	1-2	0-0	3	5	8	3	3	9	3	0	0	3	0	31	3PT% 1-6 16.7%	
20	Nerea Hermosa	C 18:49	1-6	0-0	0-0	1	2	3	3	0	2	0	0	1	2	1	1	1	3PT% 4-4 75%
31	Lotta-Maj Lahtinen	G 32:31	4-9	2-4	1-2	2	1	3	3	3	1	1	0	0	0	0	0	28	3PT% 3-4 75%
33	Francesca Pan	G 32:12	6-12	4-6	4-4	0	7	7	3	4	2	0	1	0	0	0	0	26	3PT% 3-3 100.0%
41	Kierra Fletcher	G 37:54	7-16	1-2	1-1	3	4	7	1	2	16	7	3	2	1	1	1	31	FT% 2-3 66.7%
4	Anne Françoise Diouf	13:35	0-2	0-1	0-2	1	5	6	0	1	0	1	1	2	0	0	16	3rd FG 9-19 47.4%	
2	Jasmine Carson	23:52	5-9	4-5	1-2	0	1	1	1	1	15	1	0	0	0	0	28	3PT% 3-5 60.0%	
00	Dajiah Jefferson	02:05	0-0	0-0	0-0	0	0	0	0	0	0	0	0	0	0	0	2	FT% 0-0 0%	
3	Sarah Bates	02:05	0-1	0-1	0-0	0	0	0	0	0	0	0	0	0	0	0	2	4th FG 5-12 66.7%	
12	Kondalia Montgomery	02:05	0-0	0-0	0-0	0	0	0	0	0	0	0	0	0	0	0	2	3PT% 5-7 71.4%	
																	FT% 2-2 100%		
Totals		27:05	12-21	7-11	11	28	39	14	14	73	12	4	9	3	33			GM FG% 27-62 43.5%	

Technical Fouls: NONE

Dead Ball Rebounds: 2.0

Georgia - 40

Record: 2-1

NO.	Name	Min	FG	3P	FT	Re
-----	------	-----	----	----	----	----

## 2019-20 BOX SCORES

5

Georgia Tech

Seton Hall

Nov. 28, 2019 | Gateway Christian (Bimini, Bahamas)

79  
54

Official Basketball Box Score - Final  
Seton Hall at Georgia Tech  
11/28/19 Gateway Christian, Bimini, Bahamas  
2019-20 Women's Basketball

Game Time: 11:15 PM  
Game Duration: 1:45

Officials: Luis Gonzalez, Jeff Smith, Maggie Tieman

Seton Hall - 54

Record: 4-3

NO.	Name	Min	FG M-A	3P M-A	FT M-A	Rebounds OR DR TOT	Fouls PF	TP	AS	TO	ST	Blocks BS BA	+/-
34	Selena Philoxy	F 25:37	1-5	0-0	0-0	2 10 12	4 2	2	2	5	2	0 0	-5
0	Barbara Johnson	G 25:20	3-8	0-2	0-0	1 2 3	0 1	6	0	3	1	0 0	-17
3	Lauren Park-Lane	G 26:53	2-5	0-1	2-4	0 0 0	3 5	6	2	1	1	0 0	-16
10	Alexis Lewis	G 33:53	5-12	4-8	0-0	2 4 6	0 2	14	0	2	3	0 0	-21
25	Desiree Elmore	G 30:18	4-12	0-0	6-8	1 2 3	4 5	14	0	1	1	0 0	-12
4	Jocelyn Jones	02:26	0-0	0-0	0-0	0 0 0	2 0	0	0	2	0	0 0	-3
5	Mya Jackson	24:34	2-6	1-4	0-0	1 0 1	3 1	5	0	3	0	0 0	-21
1	McKenna Hofschild	08:27	1-5	0-2	1-2	0 0 0	1 1	3	2	1	0	0 0	-4
21	Jasmine Smith	11:31	1-3	0-0	0-1	0 1 1	1 1	2	0	1	0	0 0	-10
31	Alexia Aleesch	04:22	1-2	0-0	0-0	0 2 2	1 0	2	0	0	0	0 1	-7
23	Victoria Keenan	03:36	0-2	0-2	0-0	0 1 1	0 0	0	0	0	1	0 0	-5
33	Kailah Harris	03:03	0-1	0-0	0-0	1 0 1	0 0	0	0	0	0	0 0	-4
Team						1 1 2				0			
Totals			20-61	5-19	9-15	11 21 32	19 18	54	6	19	9	0 1	-25

Technical Fouls: NONE

Dead Ball Rebounds: 2, 1

Shooting By Period	1st	2nd	3rd	4th	FT
1st FG %	5-16	31.3%			
3PT %	1-5	20.0%			
FT %	0-0	0%			
2nd FG %	4-12	33.3%			
3PT %	2-5	40.0%			
FT %	4-6	66.7%			
3rd FG %	6-15	40.0%			
3PT %	1-4	25.0%			
FT %	3-4	75%			
4th FG %	5-18	27.8%			
3PT %	1-5	20.0%			
FT %	2-5	40%			
GM FG %	20-61	32.8%			
3PT %	5-19	26.3%			
FT %	9-15	60.0%			

6

Georgia Tech

Nov. 30, 2019 | Gateway Christian (Bimini, Bahamas)

46  
43

Official Basketball Box Score -- Game Totals -- Final Statistics  
Rutgers vs Georgia Tech  
11/30/19 2:00 pm at Gateway Christian Aca. (Bimini, Bahamas)

Rutgers 46 • 6-1,0-0 Big Ten

#	Player	Min	FG	3P	FT	Rebounds	Fouls	TP	AS	TO	ST	Blocks	BS	BA	+
			M-A	M-A	M-A	OR DR TOT	PF								
13	Mael Gilles	f	0-4	0-0	1-2	3 6 9	1	1	1	3	0	1	0	1	25
44	Jordan Wallace	c	4-7	0-0	0-0	0 1 1	2	8	0	0	1	0	1	0	16
12	Khadiaza Sanders	g	1-7	1-4	1-4	2 1 3	3	4	4	4	0	4	0	4	40
24	Arella Guirantes	g	7-14	0-1	5-9	1 10 11	2	19	3	4	1	2	4	0	29
31	Tekia Mack	g	4-8	0-2	2-5	3 2 5	4	10	1	1	0	0	0	0	3
01	Zipporah Broughton		0-0	0-0	0-0	0 0 0	0	0	0	0	0	0	0	0	3
02	Noga Peleg Pelc		0-2	0-2	0-0	1 2 3	2	0	2	1	0	0	0	0	13
05	Danielle Migliore		0-3	0-3	0-0	0 0 0	0	0	0	0	0	0	0	0	6
15	Maori Davenport		2-4	0-0	0-1	1 4 5	2	4	0	2	1	0	0	0	18
20	Joiya Maddox		0-2	0-2	0-0	0 0 0	0	0	0	0	0	0	0	0	7
22	Tyia Singleton		0-0	0-0	0-0	0 0 0	2	0	0	1	0	0	0	0	3
Team						0 3 3									
Totals			18-51	1-14	9-21	11 29 40	18	46	11	17	3	9	20		

1st FG % 5-16 31.3% 2nd 4-11 36.4% 3rd 5-14 35.7% 4th 4-10 40.0% Game 18-51 35.3% Deadball  
3PT % 0-3 0.0% 0-4 0.0% 1-6 16.7% 0-2 0.0% 1-10 10.0% Rebounds  
FT % 1-1 100.0% 1-7 14.3% 0-0 0.0% 7-13 53.8% 9-21 42.9%

Georgia Tech 43 • 5-1,0-0 ACC

#	Player		Total			Rebounds			PF	TP	A	TO	Blk	Stl	Min
			FG-FGA	3-Ftr	FT-FTA	Off	Def	Tot							
13	Cubaj, Lorela	f	3-4	0-0	0-3	1	11	12	4	6	2	1	2	1	39
20	Hermosa, Nerea	c	5-9	0-0	3-4	3	4	7	2	13	1	4	0	1	40
31	Lahtinen, Lotta-Maj	g	2-8	1-3	1-2	0	1	1	1	6	2	2	0	1	27
33	Pan, Francesca	g	2-16	0-5	3-4	1	5	6	4	7	1	2	1	2	37
41	Fletcher, Kierra	g	2-6	0-0	3-6	4	3	7	3	7	3	4	0	0	35
02	Carson, Jasmine		2-7	0-2	0-0	0	0	3	3	2	4	0	2	0	1
04	Diouf, Anne		0-0	0-0	0-0	1	0	1	0	0	0	0	0	0	1
12	Montgomery, Kondalia		0-0	0-0	0-0	0	0	0	1	0	0	0	0	0	0+
	Team					1	1	2							
Totals			16-50	1-10	10-19	11	28	39	17	43	9	15	3	6	200

1st FG % 4-16 25.0% 2nd 6-12 50.0% 3rd 3-9 33.3% 4th 3-13 23.1% Game 16-50 32.0% Deadball  
3PT % 0-4 0.0% 0-1 0.0% 0-4 0.0% 5-6 83.3% 10-19 52.6% Rebounds  
FT % 5-8 62.5% 0-1 0.0%

Officials: Maggie Tieman, Natasha Camy, Jules Gallien

Technical Fouls: Rutgers=None, Georgia Tech=None

Attendance: 150

2019-20 Women's Basketball, Round: 0, Georgia Tech vs Rutgers, Played at .

Score by periods	1st	2nd	3rd	4th	Total
Rutgers	11	9	11	15	46
Georgia Tech	13	13	6	11	43

7

Georgia Tech

Wisconsin

Dec. 5, 2019 | McCamish Pavilion (Atlanta, Ga.)

60  
41

Official Basketball Box Score - Final  
Wisconsin at Georgia Tech  
12/05/19 McCamish Pavilion, Atlanta  
Georgia Tech vs. Wisconsin

Game Time: 7:00 PM  
Game Duration: 1:51  
Attendance: 1,016

Officials: Bryan Brunette, Billy Smith, Rutani Spurlock

Wisconsin - 41

Record: 5-3

NO. Name		Min	FG M-A	3P M-A	FT M-A	Rebounds OR DR TOT	Fouls PF TT	TP	AS	TO	ST	Blocks BS	+/-
14 Abby Laszewski	F	27:03	4-6	0-0	2-2	1 2 3	1 4	10	0	0	0	0	-9
34 Imani Lewis	F	31:33	3-11	0-0	4-9	1 5 6	2 5	10	1	1	1	0	-10
3 Suzanne Gilreath	G	16:46	1-4	1-4	0-0	0 1 1	0 0	3	0	0	1	0	5
5 Julie Pospisilova	G	25:27	2-7	1-4	0-0	0 3 3	2 1	5	0	2	1	0	-4
10 Kendra Van Leeuwen	G	25:01	0-4	0-1	0-0	0 2 2	1 1	0	1	3	0	1	-17
22 Niya Beverley	25:40	2-7	0-2	0-2	0 1 1	0 1	1 4	1	4	1	0	0	-20
30 Sydney Hillard	23:59	2-4	0-0	1-2	1 3 4	3 1	5 4	2	1	0	2	-18	
40 Tara Stauffer	13:43	0-0	0-0	0-0	0 1 1	1 0	0 0	2	0	1	0	-13	
1 Sara Stapleton	06:36	1-2	0-0	1-1	0 1 1	2 1	3 0	0	0	0	0	-3	
20 Diamond Bragg	01:31	0-0	0-0	1-2	0 0 0	1 1	1 0	0	1	0	0	-4	
44 Alex Luehring	01:31	0-0	0-0	0-0	0 0 0	0 0	0 0	0	0	0	0	-4	
13 Sydney Mathiason	00:35	0-0	0-0	0-0	0 0 0	0 0	0 0	0	0	0	0	-1	
15 Kara Crowley	00:35	0-0	0-0	0-0	0 0 0	0 0	0 0	0	0	0	0	-1	
Team					2 2 4			0	1				
Totals		15-45	2-11	9-18	5 21 26	12 15	41	7	16	5	1	3	-19

Technical Fouls: NONE

Dead Ball Rebounds: 5, 0

Shooting By Period	1st	2nd	3rd	4th	FT
1st FG %	2-11	18.2%			
3PT %	0-0	0%			
FT %	1-1	100%			
2nd FG %	4-11	36.4%			
3PT %	0-3	0.0%			
FT %	6-10	60%			
3rd FG %	4-13	30.8%			
3PT %	0-3	0.0%			
FT %	0-0	0%			
4th FG %	5-10	50.0%			
3PT %	1-2	50.0%			
FT %	2-7	28.6%			
GM FG %	15-45	33.3%			
3PT %	2-11	18.2%			
FT %	9-18	50.0%			

Georgia Tech - 60

Record: 6-4

NO.	Name	Min	FG M-A	3P M-A	FT M-A	Rebounds OR DR TOT	Fouls PF FD	TP	AS	TO	ST	Blocks BS BA	+/-
13	Lorela Cubaj	F 35:45	4-11	0-0	1-2	1 10 11	4 3	9	3	2	1	2 0	22
20	Nerea Hermosa	C 32:55	7-10	0-0	0-0	2 4 6	3 2	14	2	3	1	0 0	27
31	Lotta-Maj Lahtinen	G 27:13	3-5	0-0	1-1	4 2 6	0 1	7	2	3	1	0 0	22
33	Francesca Pan	G 36:35	5-15	0-4	3-5	2 3 5	2 4	13	3	0	1	0 0	13
41	Kierra Fletcher	G 32:43	3-6	0-0	2-2	1 4 5	2 2	8	5	1	1	1 0	14
2	Jasmine Carson	17:48	4-12	1-3	0-0	0 2 2	0 0	9	0	2	0	0 1	5
4	Anne Françoise Diouf	09:00	0-1	0-0	0-0	3 2 5	3 0	0	0	0	0	0 0	-9
12	Kondalia Montgomery	02:56	0-0	0-0	0-0	0 1 1	1 0	0	0	0	0	0 0	-2
3	Sarah Bates	03:25	0-1	0-1	0-0	0 0 0	0 0	1	1	0	0	0 0	1
00	Daijah Jefferson	01:40	0-1	0-0	0-0	0 0 0	0 0	0	0	0	0	0 0	-2
Team						2 1 3				0	0		
Totals			26-62	1-8	7-10	15 29 44	15 12	80	16	12	5 3	1 19	
Technical Fouls: NONE													

Technical Fouls: NONE

Dead Ball Rebounds: 3, 0

Shooting By Period			
1st FG%	7-16	43.8%	
3PT%	0-3	0.0%	
FT%	1-1	100%	
2nd FG%	5-16	31.3%	
3PT%	0-1	0.0%	
FT%	2-3	66.7%	
3rd FG%	7-17	41.2%	
3PT%	0-2	0.0%	
FT%	0-0	0%	
4th FG%	7-13	53.8%	
3PT%	1-2	50.0%	
FT%	4-6	66.7%	
GM FG%	26-62	41.9%	
3PT%	1-8	12.5%	
FT%	7-10	70.0%	
Dead Ball Rebounds: 3, 0			

## 2019-20 BOX SCORES

# 9 Georgia Tech

ETSU  
Dec. 15, 2019 | McCamish Pavilion (Atlanta, Ga.)

87  
48

Official Basketball Box Score - Final  
ETSU at Georgia Tech  
12/15/19 McCamish Pavilion, Atlanta  
Georgia Tech vs. ETSU

Game Time: 2:00 PM  
Game Duration: 1:38  
Attendance: 1,642

Officials: Carla Fountain, Daryl Humphrey, Michael DuCoito

ETSU - 48

Record: 3-9

NO.	Name	Min	FG	3P	FT	Rebounds	Fouls	TP	AS	TO	ST	Blocks	+	-
			M-A	M-A	M-A	OR DR TOT	PF	FD				BS BA		
13	Shynia Jackson	F 14:24	1-5	0-3	0-0	0 6 6 4	2 2	3	0	0	0	0	0	-8
44	Elleese Stafford	F 11:22	0-3	0-2	0-0	0 0 0 2	0 0	0	1	0	0	0	0	-15
2	Mach Scheetz	G 34:07	8-16	1-5	3-4	0 3 3 0 4	20 0	1	1	0	1	0	1	-30
14	Kaia Upton	G 37:29	4-12	0-0	5-9	1 1 2 0 5	13 4	2	2	0	0	0	0	-46
21	Amaya Adams	G 32:54	1-5	0-0	0-0	0 1 1 2 1	2 1	0	1	0	2	0	0	-31
4	Tijana Kimbro	G 27:24	4-9	0-0	0-2	1 5 6 2 3	8 0	2	0	1	0	0	0	-20
3	Anelle Harvey	G 12:58	0-1	0-0	0-0	0 1 1 0 0	0 0	0	0	0	0	0	0	-18
22	Cierrah Perdue	G 14:13	0-1	0-0	0-0	0 0 0 1 0	0 0	0	1	0	0	0	0	-16
12	Gabby Brown	G 15:09	1-3	1-1	0-0	0 0 0 1 2	3 0	0	0	0	0	0	0	-12
Team						0 0 0	0	0	1					
Totals			19-55	2-11	8-15	2 17 19	12 17	48	8	5	1	1	1	-39

Technical Fouls: NONE

Shooting By Period  
1st FG% 4-11 36.4%  
3PT% 0-3 0.0%  
FT% 1-2 50%  
2nd FG% 4-12 33.3%  
3PT% 1-2 50.0%  
FT% 5-10 50%  
3rd FG% 4-16 25.0%  
3PT% 0-3 0.0%  
FT% 1-1 100%  
4th FG% 7-16 43.8%  
3PT% 1-3 33.3%  
FT% 1-2 50%  
GM FG% 19-55 34.5%  
3PT% 2-11 18.2%  
FT% 8-15 53.3%

Dead Ball Rebounds: 5, 2

Georgia Tech - 87

Record: 8-1

NO.	Name	Min	FG	3P	FT	Rebounds	Fouls	TP	AS	TO	ST	Blocks	+	-
			M-A	M-A	M-A	OR DR TOT	PF	FD				BS BA		
13	Lorela Cubaj	F 26:57	8-13	1-1	3-6	3 8 11 3	5 20	3	1	0	1	0	40	
20	Nerea Hermosa	C 19:56	3-6	0-0	0-1	3 3 6 2 1	6 0	0	0	1	0	1	30	
31	Lotta-Maj Lahtinen	G 32:43	2-8	2-5	0-0	0 4 4 1 1	6 6	1	1	0	0	0	41	
33	Francesca Pan	G 16:23	2-5	1-3	2-2	1 3 4 2 1	7 4	1	1	2	0	0	26	
41	Kierra Fletcher	G 22:21	2-3	0-0	0-0	2 3 5 4 0	4 4	2	0	0	0	0	21	
2	Jasmine Carson	G 27:12	10-15	6-8	0-0	0 5 5 0 0	26 2	2	2	0	0	0	29	
4	Anne Françoise Diouf	G 14:14	1-2	0-0	2-6	3 3 6 2 3	4 0	2	2	0	0	0	-1	
3	Sarah Bates	G 17:14	2-4	2-4	0-0	0 1 1 2 0	6 1	1	0	0	0	0	12	
00	Dajjah Jefferson	G 13:54	2-4	0-0	0-0	0 4 4 0 0	4 0	1	0	0	0	0	-2	
12	Kondalia Montgomery	G 09:06	1-1	0-0	2-2	0 0 0 1 1	4 0	0	0	0	0	0	-1	
Team						1 2 3	0	0						
Totals			33-61	12-21	9-17	13 36 49	17 12	87	20	11	6	1	1	39

Technical Fouls: NONE

Dead Ball Rebounds: 4, 0

		ETS	GT
Biggest lead	0 (1st 10:00)	43 (4th 9:06)	
Best Scoring Run	7 (4th 5:47)	11 (3rd 0:59)	
Lead Changes	0	2	
Times Tied	0	0	
Time with Lead	00:00	39:47	

		ETS	GT
Points from Turnovers	ETS	10	11
Paint	ETS	32	32
Second Chance	ETS	2	17
Fast Breaks	ETS	8	17
Bench	ETS	11	44

# 10 Texas A&M

Georgia Tech  
Dec. 20, 2019 | Coqui Classic (San Juan, Puerto Rico)

60  
48

Official Basketball Box Score - Final  
Texas A&M at Georgia Tech  
12/20/19 Mario Quijote Morales, Guaynabo, Guaynabo  
2019-20 Women's Basketball

Game Time: 9:00 PM  
Game Duration: 1:35  
Attendance: 100

Officials: Luis Gonzalez, Neonta Williams, Angel Martinez

Texas A&amp;M - 60

Record: 10-1

NO.	Name	Min	FG	3P	FT	Rebounds	Fouls	TP	AS	TO	ST	Blocks	+	-
			M-A	M-A	M-A	OR DR TOT	PF	FD				BS BA		
31	N'dea Jones	F 40:00	3-8	0-0	1-2	7 5 12 0	5 7	1	1	1	0	1	12	
40	Ciera Johnson	C 30:10	4-5	0-0	7-8	1 1 2 4 4	15 1	1	1	1	1	0	12	
3	Chennedy Carter	G 29:59	10-20	0-5	1-2	0 4 4 4 1	21 2	2	2	1	0	1	6	
4	Shambria Washington	G 37:05	0-3	0-1	2-2	0 2 2 0 1	2 3	2	0	0	0	0	8	
11	Kayla Wells	G 29:39	2-9	0-1	0-0	2 3 5 2 2	4 3	2	1	0	0	2	-2	
2	Aaliyah Wilson	G 23:26	4-7	1-2	1-1	1 7 8 0 1	0 2	10	0	0	3	0	23	
1	Ashlyyah Jackson	G 02:58	0-0	0-0	1-2	0 1 1 0 1	1 0	0	0	0	0	0	-2	
12	Chesha Rael-Whitsitt	G 06:43	0-0	0-0	0-0	0 0 0 2 0	0 0	0	0	0	0	0	3	
Team						0 2 2	0	0	0					
Totals			23-52	1-9	13-17	11 25 36	12 16	60	10	8	4	4	12	

Technical Fouls: NONE

Shooting By Period  
1st FG% 4-10 40.0%  
3PT% 1-3 33.3%  
FT% 4-5 80%  
2nd FG% 6-13 46.2%  
3PT% 0-4 0.0%  
FT% 5-6 83.3%  
3rd FG% 7-15 46.7%  
3PT% 0-2 0.0%  
FT% 1-2 50%  
4th FG% 6-14 42.9%  
3PT% 0-0 0.0%  
FT% 3-4 75%  
GM FG% 23-52 44.2%  
3PT% 1-9 11.1%  
FT% 13-17 76.5%

Dead Ball Rebounds: 2, 0

Georgia Tech - 48

Record: 9-2

NO.	Name	Min	FG	3P	FT	Rebounds	Fouls	TP	AS	TO	ST	Blocks	+	-
			M-A	M-A	M-A	OR DR TOT	PF	FD				BS BA		
13	Lorela Cubaj	F 32:35	1-9	1-4	0-0	1 3 4 4 3	3 0	1	1	3	1	1	-1	
20	Nerea Hermosa	C 20:05	1-3	0-0	0-0	3 1 4 3 1	2 0	2	0	0	0	0	-5	
31	Lotta-Maj Lahtinen	G 37:48	7-13	2-7	0-0	2 2 4 3 3	16 5	4	0	0	0	0	-8	
33	Francesca Pan	G 36:36	3-12	2-8	0-0	0 2 2 3 4	8 1	2	0	1	0	0	-9	
41	Kierra Fletcher	G 37:40	5-8	0-1	1-1	1 5 6 2 1	11 2	0	0	0	0	0	-14	
2	Jasmine Carson	G 22:00	3-11	2-6	0-0	3 3 3 1 0	8 0	2	1	0	0	0	-14	
4	Anne Françoise Diouf	G 13:00	0-0	0-0	0-0	1 1 0 0 0	0 0	1	0	0	0	0	-7	
00	Dajjah Jefferson	G 00:16	0-0	0-0	0-0	0 0 0 0 0	0 0	0	0	0	0	0	-2	
Team						4 3 7	0	0	2					
Totals			20-56	7-26	1-1	11 20 31	16 12	48	8	14	2	4	12	

Technical Fouls: NONE

Shooting By Period  
1st FG% 7-17 41.2%  
3PT% 3-7 42.9%  
FT% 0-0 0%  
2nd FG% 1-11 9.1%  
3PT% 1-7 14.3%  
FT% 0-0 0%  
3rd FG% 7-14 50.0%  
3PT% 2-6 33.3%  
FT% 1-1 100%  
4th FG% 5-14 35.7%  
3PT% 1-6 16.7%  
FT% 0-0 0%  
GM FG% 20-56 35.7%  
3PT% 7-26 26.9%  
FT% 1-1 100.0%

Dead Ball Rebounds: 0, 0

		TAM	GTU
Biggest lead	14 (3rd 9:20)	7 (1st 4:25)	
Best Scoring Run	17 (3rd 9:20)	5 (1st 8:17)	
Lead Changes	1	10	
Times Tied	3	16	
Time with Lead	25:53	11:37	

		TAM	GTU
Points from Turnovers	TAM	7	7
Paint	TAM	10	16
Second Chance	TAM	13	17
Fast Breaks	TAM	12	0
Bench	TAM	11	8

Period by Period Scoring					
	1st	2nd	3rd	4th	TOT
TAM	13	17	15	15	60
GTU	17	3	17	11	48

# 11 Georgia Tech

Rice  
Dec. 21, 2019 | Coqui Classic (San Juan, Puerto Rico)

54  
52

Official Basketball Box Score -- Game Totals -- Final Statistics  
Rice vs Georgia Tech  
12/21/19 2:30 pm at San Juan, Puerto Rico

Rice 52 • 5-6,0-0 C-USA

		Total	3-Ptr	Rebounds	Off	Def	PF	TP	A	To	Blk	Stl	Min
		FG-GA	FG-GA	FT-GA	FT-GA								
11	Lauren Schwartz	f 4-12	2-5	2-2	0 5 5 0	12 2	1	0	2	37			
32	Nancy Mulkey	c 1-3	0-0	0-0	1 1 2 3	2 1	0	2	0	26			
02	Sydney Wiggins	g 3-7	1-4	0-0	1 0 1 1	7 2	1	0	0	32			
10	Jasmine Smith	g 7-10	1-2	2-2	0 3 3 0	17 3	1	0	0	38			
13	Erica Ogunwumi	g 3-12	1-5	2-2	1 6 7 3	9 1	2	2	0	30			
03	Katelyn Crosthwaite	0-2	0-2	0-0	0 0 0 0	0 0	0	0	0	6			
05	Destiny Jackson	0-0	0-0	0-0	1 1 2 0	0 0	1	1	0	0			
11	Haylee Swayze	0-0	0-0	0-0	0 0 0 0	0 0	0	3	0	0			
12	India Bellamy	1-1	1-1	0-0	0 0 0 0	1 3	0	0	0	2			
26	Alexah Chrisman	0-0	0-0	0-0	0 0 0 0	1 0	0	0	0	1			
25	Kendall Ellig	1-1	0-0	0-0	1 1 2 3	2 1	1	0	1	16			
Team						2 3 5	4						
Totals		20-48	6-19	6-6	7 20 27	12 52	11 14	4	3	200			

1st FG %	6-15	40.0%	2nd FG %	4-9	44.4%	3rd FG %	3-11	27.3%	4th FG %	7-13	53.8%	Game	20-48	41.7%	Deadball Rebounds	0
3FG %	2-6	33.3%	2-5	40.0%	0-3	0.0%	2-5	40.0%	6-19	31.6%						
FT %	2-2	100.0%	2-2	100.0%	0-0	0.0%	2-2	100.0%	6-6	100.0%						

Georgia Tech 54 • 9-2,0-0 ACC

		Total	3-Ptr	Rebounds											
#	Player	FG-GA	FG-GA	FT-GA	Off	Def	Tot	PF	TP	A	To	Blk	Stl	Min	
13	Cubaj, Lorela	f	4-9	0-1	0-0	2	2	4	2	8	5	1	1	1	37
20	Hermosa, Nerea	c	1-4	0-0	0-0	0	1	1	1	2	0	3	0	0	10
31	Lahtinen, Lotta-Maj	g	1-8	1-3	3-4	3	0	3	1	6	2	4	0	1	40
39	Pari, Francescha	g	8-16	1-6	3-3	1	7	0	20	0	0	0	0	1	39
41	Fletcher, Kierra	g	6-13	0-4	3-4	6	12	0	15	3	1	0	0	0	38
02	Carson, Jasmine		1-5	1-4	0-0	0	0	1	3	0	1	0	0	0	14
04	Diouf, Anne		0-0	0-0	0-0	1	3	4	0	0	1	1	0	0	20
12	Montgomery, Kondalia		0-0	0-0	0-0	0	0	0	0	0	0	0	0	0	0+
Team					4	7	11								
Totals			21-57	2-15	9-11	17	21	39	9	54	11	10	1	2	200



## 2019-20 BOX SCORES

# 13 Georgia Tech

## Miami

### Jan. 2, 2020 | McCamish Pavilion (Atlanta, Ga.)

61  
54

Official Basketball Box Score - Final  
Miami (FL) vs Georgia Tech  
01/02/20 McCamish Pavilion, Atlanta

Game Time: 7:00 PM  
Game Duration: 1:57

Miami (FL) - 54 • 9-4 (1-1)

##	Player	F	G	3P	FT	Rebounds	PF	TP	A	TO	Blk	Stl	Min
15	Jamir Huston	F	2-5	0-0	0-0	1 5 6	2 4	0 0 0	0 0 0	0 0 0	0 0 0	0 0 0	22:35
32	Beatrice Mompremier	F	3-6	0-1	3-4	0 8 8	4 9	0 5 1	1 1	0 0	0 0	0 0	26:33
4	Endia Banks	G	2-8	1-3	0-0	0 3 3	1 5	2 4 0	0 0	0 0	0 0	0 0	30:38
5	Mykea Gray	G	2-10	2-7	4-6	1 2 3	2 10	4 2 0	4 2	0 0	0 0	0 0	36:12
20	Kelsey Marshall	G	6-12	2-7	0-0	0 0 0	4 14	2 3 0	2 3	0 0	0 0	0 0	31:45
1	Moulayna Johnson Sidi Baba	G	0-1	0-1	0-0	2 1 3	0 0	0 1 0	0 0	0 0	0 0	0 0	10:40
13	Taylor Mason	G	3-6	1-3	0-0	0 4 4	0 7	2 2 0	0 0	0 0	0 0	0 0	18:37
44	Sydney Roby	G	0-1	0-0	2-2	0 0 0	1 2	1 0 0	0 0	0 0	0 0	0 0	05:52
21	Brianna Jackson	G	1-2	0-1	1-1	0 1 1	2 3	0 1 1	1 1	0 0	0 0	0 0	12:33
0	Kenza Salgues	G	0-0	0-0	0-0	0 0 0	0 0	0 0 0	0 0	0 0	0 0	0 0	00:03
3	Destiny Harden	G	0-1	0-0	0-0	0 0 0	0 0	0 0 0	0 0	0 0	0 0	0 0	04:32
Team													
Totals													
FG % 1st: 9-15 60.0% 2nd: 3-13 23.1% 3rd: 4-14 28.6% 4th: 3-10 30.0% Game: 19-52 36.5%													
3PT % 1st: 3-7 42.9% 2nd: 1-6 16.7% 3rd: 1-5 20.0% 4th: 1-5 20.0% Game: 6-23 26.1%													
FT % 1st: 2-2 100.0% 2nd: 2-2 100.0% 3rd: 1-1 100.0% 4th: 5-8 62.5% Game: 10-13 76.9%													

Georgia Tech - 61 • 11-2 (2-0)

##	Player	F	G	3P	FT	Rebounds	PF	TP	A	TO	Blk	Stl	Min
13	Lorela Cubaj	F	4-10	0-1	2-4	3 7 10	2 10	0 0 0	0 0 0	0 0 0	0 0 0	0 0 0	37:53
20	Nerea Hermosa	C	3-8	0-0	1-2	3 4 7	2 7	1 1 1	0 0	0 0	0 0	0 0	19:15
31	Lotta-Maj Lahtinen	G	7-11	0-1	1-2	2 3 5	0 15	3 4 0	4 0	0 0	0 0	0 0	40:00
33	Francesca Pan	G	3-12	0-3	0-0	0 3 3	1 6	3 2 0	1 1	0 0	0 0	0 0	35:23
41	Kierra Fletcher	G	3-7	0-1	2-4	3 7 10	3 8	2 3 0	1 1	0 0	0 0	0 0	39:04
2	Jasmine Carson	G	3-6	2-4	7-8	0 1 1	2 15	2 2 0	2 2	0 0	0 0	0 0	23:03
00	Dajiah Jefferson	G	0-1	0-1	0-0	0 1 1	0 0	0 0 0	0 0	0 0	0 0	0 0	01:11
3	Sarah Bates	G	0-1	0-1	0-0	0 0 0	1 0	0 0 0	0 0	0 0	0 0	0 0	01:11
4	Anne Francoise Diouf	G	0-0	0-0	0-0	0 1 1	0 0	0 0 0	0 0	0 0	0 0	0 0	01:11
Team													
Totals													
FG % 1st: 2-12 16.7% 2nd: 5-16 31.3% 3rd: 4-14 28.6% 4th: 12-14 85.7% Game: 23-56 41.1%													
3PT % 1st: 1-5 20.0% 2nd: 0-3 0.0% 3rd: 0-2 0.0% 4th: 1-2 50.0% Game: 2-12 16.7%													
FT % 1st: 4-6 66.7% 2nd: 1-2 50.0% 3rd: 3-6 50.0% 4th: 5-6 83.3% Game: 13-20 65.0%													

Officials: Billy Smith, Jules Gallien, Kalle Lukanich  
Technical Fouls: Miami (FL) - NONE Georgia Tech - NONE  
Attendance: 1255

Score by periods	1st	2nd	3rd	4th	Total
Miami (FL)	23	9	10	12	54
Georgia Tech	9	11	11	30	61

Last FG - MA 4th-1:01, GT 4th-0:10.  
Largest lead - MA by 16 1st-0:40, GT by 10 4th-2:16  
MA led for 31:32, GT led for 6:55. Game was tied for 01:33

	In	Points	T/O	2nd	Fast
MIA	Paint	16	15	6	13
GT	Break	16	6	16	15

Score tied - 1 time.  
Lead changed - 1 time.

# 14 Georgia Tech

## Wake Forest

### Jan. 5, 2020 | LJVM Coliseum Winston-Salem, N.C.)

65  
60

Official Basketball Box Score - Final  
Georgia Tech at Wake Forest  
01/05/20 LJVM Coliseum, Winston-Salem  
2019-20 Women's Basketball

Game Time: 5:00 PM  
Game Duration: 1:53  
Attendance: 863

Officials: Karen Preato, Mark Berger, Nic Cappel

Georgia Tech - 60

NO.	Name	Min	FG	3P	FT	Rebounds	Fouls	TP	AS	TO	ST	Blks	BS	BA	+/-
13	Lorela Cubaj	F	39:12	6-10	0-0	1-2	1 7 8	3 5	13	1 1	2 1	1 1	-5		
20	Nerea Hermosa	C	20:37	4-5	0-0	1-2	2 1 3	0 2	9	1 2	0 0	0 0	0 0		
31	Lotta-Maj Lahtinen	G	33:28	4-12	2-3	1-2	0 2 2	3 2	11	2 3	2 0	0 0	-6		
33	Francesca Pan	G	27:59	2-5	0-1	0-0	0 2 2	4 3	4	4	2 3	0 0	-2		
41	Kierra Fletcher	G	35:46	2-9	0-0	8-8	3 0 3	5 5	12	4	2 2	0 0	-2		
2	Jasmine Carson	G	26:49	4-12	2-7	1-2	1 4 5	2 1	11	1 1	1 1	0 0	0 0		
4	Anne Francoise Diouf	G	10:57	0-2	0-0	0-0	1 2 3	0 1	0	0	0 0	0 0	-4		
00	Dajiah Jefferson	G	02:39	0-1	0-0	0-0	0 0 0	0 0	0	0	0 0	0 0	-1		
3	Sarah Bates	G	02:33	0-0	0-0	0-0	0 0 0	1 2	0	0	1 1	0 0	2		
Team															
Totals															
FG % 1st: 11-22 50.0% 2nd: 11-22 50.0% 3rd: 11-22 50.0% 4th: 11-22 50.0% Game: 44-86 51.1%															
3PT % 1st: 3-7 42.9% 2nd: 3-7 42.9% 3rd: 3-7 42.9% 4th: 3-7 42.9% Game: 12-31 38.7%															
FT % 1st: 2-2 100.0% 2nd: 2-2 100.0% 3rd: 2-2 100.0% 4th: 2-2 100.0% Game: 8-10 80.0%															

Wake Forest - 65

NO.	Name	Min	FG	3P	FT	Rebounds	Fouls	TP	AS	TO	ST	Blks	BS	BA	+/-
11	Ivana Raca	F	37:28	5-15	3-5	6-8	7 5 12	3 4	19	1 2	4 1	0 0	4		
23	Christina Morra	F	34:39	6-10	0-0	6-7	1 5 6	3 9	18	0 2	0 0	1 0	10		
5	Gina Conti	G	35:13	8-14	4-5	1-2	0 3 3	3 2	21	4 7	1 0	0 0	6		
14	Alex Sharp	G	36:33	2-10	1-5	0-0	2 6 8	2 1	5	2 2	1 0	1 8			
32	Alexandria Scruggs	G	18:40	0-1	0-1	2-2	2 2 4	1 4	2	0 2	1 0	0 0	6		
10	Ellen Hahne	G	16:41	0-0	0-0	0-0	0 0 0	0 0	0	0 0	0 0	0 0	-2		
0	Maya Banks	G	05:21	0-1	0-0	0-0	0 1 1	1 1	0	0 0	0 0	0 0	-5		
2	Kaia Harrison	G	05:07	0-1	0-0	0-0	0 0 0	0 0	0	0 1	0 0	0 0	-1		
21	Raeyn Branch	G	05:59	0-0	0-0	0-0	0 1 1	1 0	0	0 0	0 0	0 0	-2		
1	Anaia Hoard	G	04:19	0-0	0-0	0-0	0 0 0	1 0	0	0 0	0 0	0 0	1		
Team															
Totals															
FG % 1st: 11-22 50.0% 2nd: 11-22 50.0% 3rd: 11-22 50.0% 4th: 11-22 50.0% Game: 44-86 51.1%															
3PT % 1st: 3-7 42.9% 2nd: 3-7 42.9% 3rd: 3-7 42.9% 4th: 3-7 42.9% Game: 12-31 38.7%															
FT % 1st: 2-2 100.0% 2nd: 2-2 100.0% 3rd: 2-2 100.0% 4th: 2-2 100.0% Game: 8-10 80.0%															

	GT	Wake
Biggest lead	1 (3rd 7:12)	10 (4th 3:01)
Best Scoring Run	7 (2nd 6:04)	7 (4th 7:40)
Lead Changes	4	4
Times Tied	6	4
Time with Lead	02:29	32:42

	GT	Wake
Points from Turnovers	13	18
Paint	30	26
Second Chance	16	8
Fast Breaks	11	4
Bench	11	0

	GT	Wake			
Period by Period Scoring	1st 2nd 3rd 4th TOT	1st 2nd 3rd 4th TOT			
GT	10	14	14	22	60
Wake	17	8	15	25	65

# 15 Georgia Tech

## Florida State

### Jan. 9, 2020 | Tucker Center (Tallahassee, Fla.)

67  
52

Official Basketball Box Score - Final  
Georgia Tech at Florida State  
01/10/20 Donald L. Tucker Center, Tallahassee  
2019-20 FSU Women's Basketball

Game Time: 12:00 AM  
Game Duration: 1:52  
Attendance: 2,863

Officials: Edward Sidlosky, Kevin Dillard, Krystle Appeltz

Georgia Tech - 67

NO.	Name	Min	FG	3P	FT	Rebounds	Fouls	TP	AS	TO	ST	Blocks	+/-	Shooting By Period				
			M-A	M-A	M-A	OR	DR	TO	FD	BS	BS	BA		1st	FG	1st	FG	
13	Lorela Cubaj	F	37:27	5-10	0-1	0-0	1 2 3	2 4	10	1	0	1 0 1	0	16	3PT%	0-5 100%		
2	Jasmine Carson	G	38:27	7-18	3-8	4-4	0 4 4	1 4	21	0	2	1 0	0	13	FT%	1-2 50%		
31	Lotta-Maj Lahtinen	G	22:27	2-5	0-0	1 3 4	4 2	4 0	3 0	0	0	0 0	0	11	2nd FG	3-5 60%		
33	Francesca Pan	G	38:23	5-13	2-5	4-4	0 6 6	4 5	16	5	2	1 0	0	15	3PT%	1-4 25.0%		
41	Kierra Fletcher	G	40:00	5-9	0-0	2-4	4 2 6	2 12	2 12	0	4	0 0	0	15	FT%	2-2 100%		
20	Nerea Hermosa	C	08:20	0-1	0-0	0-0	0 0 0	1 1	0	0	2	0 0	0	1	0	3rd FG	7-13 53.8%	
3	Sarah Bates	G	02:13	0-1	0-0	0-0	0 0 0	0 0	0	0	0	0 0	0	0	2	FT%	3-4 75.0%	
4	Anne-Françoise Diouf	G	12:43	2-2	0-0	0-0	0 0 0	0 0	0	0	0	0 0	0	0	3	FT%	2-2 100%	
Team							3 0 3	0	0	0	0	0 0	0	0		4th FG	7-11 63.6%	
Totals				26-59	5-16	10-12	9 17 26	16 18	67	8	9	7 1 3	15	3		3PT%	1-3 33.3%	
														Technical Fouls:NONE				
														FT%				5-9 55.6%
														GM FG				26-59 44.1%
														3PT%				5-16 31.3%
														FT%				10-12 83.3%

## 2019-20 BOX SCORES

# 17 Georgia Tech

## Syracuse

### Jan. 16, 2020 | Carrier Dome (Syracuse, N.Y.)

82  
64

Official Basketball Box Score - Final  
Georgia Tech at Syracuse  
01/17/20 Carrier Dome, Syracuse  
2019-20 Women's Basketball

Game Time: 12:30 AM  
Game Duration: 1:46  
Attendance: 1,720

Officials: Bryan Brunette, Jeffrey Smith, Linda Smith

Georgia Tech - 82

Record: 14-3 (5-1)

NO.	Name	Min	FG	3P	FT	Rebounds	Fouls	TP	AS	TO	ST	Blocks	BS	BA	+	-
13	Lorela Cubaj	F 24:29	5-9	0-0	1-2	4	5	9	2	1	1	3	2	0	0	18
2	Jasmine Carson	G 29:36	7-11	3-5	1-1	0	3	3	3	1	1	0	0	0	0	18
31	Lotta-Maj Lahtinen	G 38:40	7-13	2-5	1-4	2	0	2	4	3	17	3	3	0	0	15
33	Francesca Pan	G 38:40	7-13	0-3	1-3	1	5	6	2	2	15	5	3	1	0	15
41	Kierra Fletcher	G 39:31	4-8	0-0	5-5	3	4	7	2	4	13	1	3	3	0	1
4	Anne Francoise Diouf	08:17	0-0	0-0	0	1	1	0	1	0	1	0	0	0	0	2
20	Nerea Hermosa	13:59	4-6	0-0	0	1	1	1	0	8	1	0	2	2	1	4
12	Kondalia Montgomery	06:48	0-0	0-0	0	1	0	1	2	1	0	1	0	0	0	3
Team			1			6	7	0	0	1	0	0	0	0	0	3
Totals			34-60	5-13	9-15	12	25	37	16	13	82	13	9	4	4	18

Technical Fouls: NONE

Shooting By Period	1st	2nd	3rd	4th	OT
FG	7-15	46.7%			
3PT	1-4	25.0%			
FT	1-2	50%			
2nd FG	9-13	69.2%			
3PT	2-2	100%			
FT	2-2	100%			
3rd FG	12-20	60.0%			
3PT	4-7	57.1%			
FT	4-7	57.1%			
4th FG	6-12	50.0%			
3PT	1-2	50%			
FT	2-4	50%			
GM FG	34-60	56.7%			
3PT	5-13	38.5%			
FT	9-15	60.0%			

Dead Ball Rebounds: 3, 0

Syracuse - 64

Record: 8-8 (2-3)

NO.	Name	Min	FG	3P	FT	Rebounds	Fouls	TP	AS	TO	ST	Blocks	BS	BA	+	-
45	Digna Strautmane	F 27:09	2-5	2-5	0-0	1	1	1	0	6	1	3	0	0	0	-19
22	Amaya Finklea-Guity	C 15:53	3-5	0-0	0-2	2	2	4	1	3	6	0	2	0	1	0
11	Gabriele Cooper	G 27:27	2-5	0-1	0-2	0	5	5	2	2	4	1	0	0	0	-22
21	Emily Engstler	G 24:59	1-5	0-2	0-0	2	5	7	1	0	2	0	3	1	2	-11
23	Kiera Lewis	G 35:27	7-15	2-3	5-9	1	0	1	3	7	21	2	3	0	0	1
3	Maeva Djaldi-Tabdi	22:45	4-13	1-1	0-0	3	2	5	3	0	9	1	0	0	1	-16
5	Telisha Hyman	24:19	4-9	2-2	0-0	2	2	1	2	1	0	1	2	1	0	-6
00	Elmyr Colome	13:31	1-2	0-0	0-0	2	0	2	0	1	2	1	2	1	0	-11
1	Taleah Washington	05:48	1-2	0-1	2-2	0	0	0	1	1	4	0	0	1	0	-1
2	Whisper Fisher	01:22	0-0	0-0	0-0	0	0	0	1	0	0	0	0	0	0	-5
10	Alisha Lewis	01:20	0-0	0-0	0-0	0	0	0	0	0	0	0	0	0	0	-3
Team			5			0	5	0	0	0	0	0	0	0	0	-9
Totals			25-61	7-15	7-15	15	17	32	14	16	64	7	15	4	4	-18

Technical Fouls: Coach 3<sup>rd</sup> 3<sup>rd</sup> 3<sup>rd</sup>

Shooting By Period	1st	2nd	3rd	4th	OT
FG	5-17	29.4%			
3PT	1-5	20.0%			
FT	0-2	0%			
2nd FG	6-14	42.9%			
3PT	1-4	25.0%			
FT	0-0	0%			
3rd FG	6-11	54.5%			
3PT	1-2	50.0%			
FT	3-8	37.5%			
4th FG	8-19	42.1%			
3PT	4-10	40.0%			
FT	4-5	80%			
GM FG	25-61	41.0%			
3PT	7-15	46.7%			
FT	7-15	46.7%			

Dead Ball Rebounds: 4, 0

Biggest lead	29 (3 <sup>rd</sup> 0:31)	2 (1 <sup>st</sup> 9:46)
Best Scoring Run	8 (1 <sup>st</sup> 2:31)	7 (2 <sup>nd</sup> 9:41)
Lead Changes	1	
Times Tied	1	
Time with Lead	36:06	03:28

Points from	Turnovers	GTW	SYR
Paint	54	32	
Second Chance	6	17	
Fast Breaks	9	8	
Bench	8	25	

Period by Period Scoring	1st	2nd	3rd	4th	TOT
GTW	16	21	30	15	82
SYR	11	13	16	24	64

# 18 Boston College

## Georgia Tech

### Jan. 19, 2020 | McCamish Pavilion (Atlanta, Ga.)

55  
48

Official Basketball Box Score - Final  
Boston College at Georgia Tech  
01/19/20 McCamish Pavilion, Atlanta  
Georgia Tech vs. Boston College

Game Time: 2:00 PM  
Game Duration: 2:15  
Attendance: 2,577

Officials: Eric Brewster, Angela Lewis, Maggie Tennen

Boston College - 55

Record: 10-8 (3-4)

NO.	Name	Min	FG	3P	FT	Rebounds	Fouls	TP	AS	TO	ST	Blocks	BS	BA	+	-
11	Emma Guy	F 10:37	5-8	0-0	1-2	2	2	4	5	1	11	0	1	1	0	11
13	Taylor Soule	F 39:09	6-10	0-0	1-2	1	10	11	4	5	13	0	2	0	0	5
1	Cameron Swartz	G 31:51	2-8	1-3	4-7	0	6	6	3	4	9	3	4	2	0	17
10	Makayla Dickens	G 37:43	3-8	2-4	1-2	0	6	6	3	3	9	2	4	3	0	1
14	Marnelle Garraud	G 19:59	1-4	0-2	1-4	0	2	2	2	4	2	3	2	2	1	0
4	Taylor Ortlepp	12:37	0-2	0-2	0-0	1	1	1	0	1	0	2	1	1	0	-2
5	Georgia Pineau	18:58	3-4	0-0	2-4	2	2	4	3	5	8	0	2	0	0	1
3	Jaslyn Batts	17:50	1-3	0-0	0-2	0	0	0	4	1	2	0	2	2	0	0
23	Milan Bolden-Morris	00:51	0-1	0-0	0-0	0	0	0	0	0	0	0	0	0	0	-2
32	Clara Ford	04:25	0-2	0-0	0-0	1	1	1	1	0	0	1	0	0	0	-5
Team			3			3	6	0	0	0	0	0	0	0	0	0
Totals			21-50	3-11	10-23	8	33	41	27	22	55	9	19	10	3	2

Technical Fouls: NONE

Shooting By Period	1st	2nd	3rd	4th	OT
FG	7-16	43.8%			
3PT	1-3	33.3%			
FT	2-4	50%			
2nd FG	4-12	33.3%			
3PT	1-1	25.0%			
FT	5-11	45.5%			
3rd FG	6-12	50.0%			
3PT	1-3	33.3%			
FT	0-0	0%			
4th FG	4-10	40.0%			
3PT	0-1	0.0%			
FT	3-8	37.5%			
GM FG	21-50	42.0%			
3PT	3-11	27.3%			
FT	10-23	43.5%			

Dead Ball Rebounds: 8, 0

Georgia Tech - 48

Record: 14-4 (5-2)

NO.	Name	Min	FG	3P	FT	Rebounds	Fouls	TP	AS	TO	ST	Blocks	BS	BA	+	-
13	Lorela Cubaj	F 26:48	3-7	0-0	3-7	4	6	10	5	6	9	0	4	1	0	-9
2	Jasmine Carson	G 33:04	2-12	0-9	6-8	1	2	3	2	8	10	1	5	3	0	2
31	Lotta-Maj Lahtinen	G 33:07	3-8	1-5	3-7	1	1	2	4	4	10	1	0	3	0	-10
33	Francesca Pan	G 38:48	1-8	0-3	0-0	1	5	6	4	1	2	3	0	0	0	-16
41	Kierra Fletcher	G 33:03	2-11	0-1	2-4	0	3	3	2	4	6	0	3	2	2	0
20	Nerea Hermosa	10:36	1-1	0-0	1-2	0	0	0	3	1	3	0	1	0	0	-5
00	Dajah Jefferson	19:11	2-5	1-2	2-2	3	1	4	2	7	0	0	1	0	0	3
4	Anne Francoise Diouf	07:25	0-0	0-0	1-2	1	3	4	0	1	1	0	1	0	0	2
12	Kondalia Montgomery	00:58	0-1	0-0	0-0	1	1	0	1	0	0	0	0	0	0	0
Team			1			4	5	0	0	0	0	0	0	0	0	0
Totals			14-54	2-20	18-32	13	25	38	22	27	48	4	17	10	2	-7

Technical Fouls: NONE

Shooting By Period	1st	2nd	3rd	4th	OT
FG	6-19	31.6%			
3PT	0-8	0.0%			
FT	3-4	75%			
2nd FG	9-11	27.3%			
3PT	0-3	0.0%			
FT	4-8	50%			
3rd FG	3-13	23.1%			
3PT	1-2	50.0%			
FT	4-7	57.1%			
4th FG	2-11	18.2%			
3PT	1-7	14.3%			
FT	7-13	53.8%			
GM FG	14-54	25.9%			
3PT	2-20	10.0%			
FT	18-32	56.3%			

Dead Ball Rebounds: 8, 1

Biggest lead	13 (2 <sup>nd</sup> 6:03)	0 (1 <sup>st</sup> 10:00)
Best Scoring Run	11 (2 <sup>nd</sup> 6:03)	9 (4 <sup>th</sup> 0:45)
Lead Changes	0	
Times Tied	0	
Time with Lead	39:56	00:00

Points from	Turnovers	BC	GT
Paint	18	15	
Second Chance	8	11	
Fast Breaks	10	9	
Bench	10	11	

Period by Period Scoring	1st	2nd	3rd	4th	TOT
BC	17	14	13	11	55
GT	15	10	11	12	48

# 19 North Carolina

## Georgia Tech

### Jan. 23, 2020 | McCamish Pavilion (Atlanta, Ga.)

67  
60

Official Basketball Box Score - Final  
North Carolina at Georgia Tech  
01/23/20 McCamish Pavilion, Atlanta  
Georgia Tech vs. North Carolina

Game Time: 8:00 PM  
Game Duration: 2:05  
Attendance: 1,201

Officials: Luis Gonzalez, Kevin Dilford, Fabio Osocho-Stephens

North Carolina - 67

Record: 14-5 (5-3)

NO.	Name	Min	FG	3P	FT	Rebounds</
-----	------	-----	----	----	----	------------

## 2019-20 BOX SCORES

# 21

## Miami

Georgia Tech  
Jan. 30, 2020 | Watsco Center (Miami, Fla.)

54  
49

### Official Basketball Box Score -- Game Totals -- Final Statistics

#### Georgia Tech vs Miami

01/30/20 6:00 p.m. at Coral Gables, Fla. (Watsco Center)

## Georgia Tech 49 • 14-7, 5-SACC

#	Player	Total		3-Ptr		Rebounds		PF	TP	A	TO	Blk	Stl	Min
		FG	FGA	FT	FTA	Off	Def							
04	Anne Francoise Diouf	1-2	0-0	0-0	0-0	2	3	5	1	2	0	0	0	16
13	Lorela Cubaj	3-8	1-2	0-0	0-0	0	7	7	4	7	1	3	0	35
31	Lotta-Maj Lahtinen	0-7	0-3	0-0	0-0	0	0	0	1	0	3	5	0	26
33	Francesca Pan	3-15	1-10	3-3	1	6	7	4	10	5	5	0	2	40
41	Kierra Fletcher	4-13	0-1	2-3	4	4	8	1	10	3	2	0	2	44
02	Jasmine Carson	5-14	2-4	0-0	1	2	3	1	12	0	5	0	1	27
20	Nerea Hermosa	4-7	0-0	0-0	6	2	8	5	8	1	3	1	0	37
Team														
Totals		20-66	4-20	5-6	19	28	47	17	49	13	23	1	5	225

1st FG %: 5-18 27.8% 2nd: 8-19 42.1% 3rd: 2-13 15.4% 4th: 3-11 27.3% Game: 20-66 30.3% Deadball Rebounds 1  
3FG %: 0-2 0.0% 0-3 0.0% 0-0 0.0% 0-4 0.0% 4-20 20.0% 5-6 83.3%

## Miami 54 • 12-9, 4-SACC

#	Player	Total		3-Ptr		Rebounds		PF	TP	A	TO	Blk	Stl	Min
		FG	FGA	FT	FTA	Off	Def							
03	Destiny Harden	3-7	1-2	0-0	0	5	5	2	2	1	2	2	3	36
21	Brianna Jackson	0-2	0-0	2-2	0	5	5	2	2	0	2	3	0	18
04	Endia Banks	2-9	0-2	5-6	1	6	7	0	9	2	3	0	1	42
05	Mykea Gray	4-15	1-5	7-8	0	2	2	1	16	2	3	0	5	35
20	Kelsey Marshall	3-10	1-5	0-0	0	4	4	2	7	3	2	0	1	33
00	Kenza Salgues	0-0	0-0	0-0	0	0	0	0	0	0	2	0	0	4
01	Moulanya Johnson Sid	0-0	0-0	0-0	0	0	0	0	0	0	1	0	0	3
12	Jacaira Allen	0-0	0-0	0-0	0	0	0	0	0	0	0	0	0	1
13	Taylor Mason	1-1	0-0	3-4	0	0	0	0	5	1	1	0	0	12
15	Jamir Huston	4-8	0-0	0-2	6	4	10	2	8	3	2	0	3	35
22	Yasmeen Chang	0-0	0-0	0-0	0	0	0	0	0	0	0	0	0	3
44	Sydney Roby	0-0	0-0	0-0	0	0	0	1	0	0	0	0	0	3
Team														
Totals		17-52	3-14	17-22	9	27	36	10	54	12	19	5	12	225

1st FG %: 3-10 30.0% 2nd: 2-11 18.2% 3rd: 5-13 38.5% 4th: 6-15 40.0% Game: 17-52 32.7% Deadball Rebounds 3  
3FG %: 0-2 0.0% 0-3 0.0% 2-3 66.7% 3-4 75.0% 17-22 77.3%

Officials: Mark Hardcastle, Angelica Suffren, Ed Sidlasky  
Technical fouls: Georgia Tech-None, Miami-None.  
Attendance: 847

Score by periods		1st	2nd	3rd	4th	OT	Total
Georgia Tech		14	18	4	8	5	49
Miami		8	6	14	16	10	54

# 22

## Notre Dame

Georgia Tech  
Feb. 2, 2020 | McCamish Pavilion (Atlanta, Ga.)

59  
51

### Official Basketball Box Score -- Final

#### Notre Dame at Georgia Tech

02/02/20 McCamish Pavilion, Atlanta  
Georgia Tech vs. Notre Dame

Game Time: 2:00 PM  
Game Duration: 1:59  
Attendance: 1,749

Officials: Bryan Brunette, Chris Fountain, Robert Esterline

## Notre Dame - 59

NO.	Name	Total		3-Ptr		Rebounds		PF	TP	A	TO	Blk	Stl	Min
		FG	FGA	FT	FTA	Off	Def							
33	Sam Brunelle	7-33	2-7	0-2	3-3	0	4	3	7	1	0	2	1	5
30	Mikayla Vaughn	29-12	10-15	0-0	0-0	2	5	7	4	3	20	0	1	1
10	Katlyn Gilbert	36-07	4-9	0-0	3-6	0	2	2	2	3	11	5	4	2
13	Marta Sniezek	38-14	1-1	0-0	4-6	0	4	4	1	7	8	2	6	2
24	Destinee Walker	40-09	4-11	0-3	7-8	0	4	3	3	5	15	2	1	2
2	Kaitlin Cole	06-59	0-0	0-0	0-0	0	0	0	2	0	0	0	1	0
22	Danielle Cosgrove	09-55	0-2	0-2	0-0	0	3	3	2	0	0	1	0	0
Team														
Totals		21-45	0-7	17-23	4	27	31	16	20	59	13	6	8	8

Shooting By Period		1st	2nd	3rd	4th	TOT
FG %		6-16 37.5%	5-10 50.0%	5-10 50.0%	5-10 50.0%	21-45 46.7%
3PT %		0-1 0.0%	0-0 0.0%	0-0 0.0%	0-0 0.0%	0-7 0.0%
FT %		0-0 0.0%	0-0 0.0%	0-0 0.0%	0-0 0.0%	0-2 0.0%
1st FG %		6-11 54.5%	5-10 50.0%	5-10 50.0%	5-10 50.0%	21-45 46.7%
3PT %		0-3 0.0%	0-0 0.0%	0-0 0.0%	0-0 0.0%	0-7 0.0%
FT %		0-0 0.0%	0-0 0.0%	0-0 0.0%	0-0 0.0%	0-2 0.0%
GM FG %		6-16 37.5%	5-10 50.0%	5-10 50.0%	5-10 50.0%	21-45 46.7%
3PT %		0-1 0.0%	0-0 0.0%	0-0 0.0%	0-0 0.0%	0-7 0.0%
FT %		0-0 0.0%	0-0 0.0%	0-0 0.0%	0-0 0.0%	0-2 0.0%
Dead Ball Rebounds: 6.0						

## Technical Fouls: NONE

## Georgia Tech - 51

NO.	Name	Total		3-Ptr		Rebounds		PF	TP	A	TO	Blk	Stl	Min
		FG	FGA	FT	FTA	Off	Def							
4	Anne Francoise Diouf	16-12	1-5	0-0	0-0	4	3	7	1	0	2	0	1	0
20	Nerea Hermosa	14-48	2-4	0-0	0-0	1	1	2	0	0	4	1	2	0
2	Jasmine Carson	22-29	5-13	2-8	5-6	0	3	3	2	3	17	0	2	1
33	Francesca Pan	26-18	1-7	0-3	0-2	1	1	2	5	1	2	1	0	-2
41	Kierra Fletcher	36-38	2-11	0-1	4-6	4	3	7	4	3	8	3	3	1
13	Lorela Cubaj	34-48	5-12	0-0	0-1	4	1	5	4	4	10	3	0	1
31	Lotta-Maj Lahtinen	28-28	2-4	0-1	2-5	2	6	8	3	5	6	1	3	1
00	Dajjah Jefferson	11-45	0-1	0-0	0-0	0	0	0	0	0	0	0	0	0
12	Kondalia Montgomery	06-18	1-3	0-1	0-0	2	0	2	1	0	2	0	0	0
3	Sarah Bates	02-15	0-2	0-1	0-0	0	1	1	0	0	0	0	0	0
Team														
Totals		19-63	2-16	11-20	19	20	39	10	51	12	16	5	8	3

Shooting By Period		1st	2nd	3rd	4th	TOT
FG %		6-16 37.5%	5-10 50.0%	5-10 50.0%	5-10 50.0%	21-45 46.7%
3PT %		0-1 0.0%	0-0 0.0%	0-0 0.0%	0-0 0.0%	0-7 0.0%
FT %		0-0 0.0%	0-0 0.0%	0-0 0.0%	0-0 0.0%	0-2 0.0%
1st FG %		6-11 54.5%	5-10 50.0%	5-10 50.0%	5-10 50.0%	21-45 46.7%
3PT %		0-3 0.0%	0-0 0.0%	0-0 0.0%	0-0 0.0%	0-7 0.0%
FT %		0-0 0.0%	0-0 0.0%	0-0 0.0%	0-0 0.0%	0-2 0.0%
GM FG %		6-16 37.5%	5-10 50.0%	5-10 50.0%	5-10 50.0%	21-45 46.7%
3PT %		0-1 0.0%	0-0 0.0%	0-0 0.0%	0-0 0.0%	0-7 0.0%
FT %		0-0 0.0%	0-0 0.0%	0-0 0.0%	0-0 0.0%	0-2 0.0%
Dead Ball Rebounds: 7.0						

## Technical Fouls: NONE

Biggest lead		ND	GT
Best Scoring Run		13 (4th 5:34)	4 (2nd 5:20)
Lead Changes		6 (3rd 8:11)	6 (3rd 6:58)
Times Tied		9	9
Time with Lead		20:21	07:09

Points from		ND	GT
Turnovers		12	12
Paint		36	20
Second Chance		4	16
Fast Breaks		11	9
Bench		0	18

Period by Period Scoring		1st	2nd	3rd	4th	TOT
ND		12	11	19	17	59
GT		12	12	11	16	51

# 23

## Georgia Tech

Pittsburgh  
Feb. 6, 2020 | Petersen Events Center (Pittsburgh, Pa.)

77  
48

### Official Basketball Box Score -- Final

#### Georgia Tech at Pitt

02/07/20 Petersen Events Center, Pittsburgh, Pa.  
2019-20 Women's Basketball

Game Time: 12:00 AM  
Game Duration: 1:44  
Attendance: 591

Officials: Karen Presto, Jules Gallen, Nic Cappel

## Georgia Tech - 77

George Tech - 77														Shooting By Period					
NO.	Name	Min	FG		3P		FT		OR DR		PF		TP	AS	TO	ST	BS	BA	+/-
			M	A	M	A	O	D	F	R	F	R							
1st	FG 5-12 50.0%																		
4	Anne Francoise Diouf	F 06:32	0-1	0-0	0-0	2	1	3	0	0	5	0	2	4	0	0	0	2	
13	Lorela Cubaj	F 31:35	2-8	0-0	5-6	1	7	8	0	5	9	5	4	1	1	0	23		
31	Lotta-Maj Lahtinen	G 13:43	2-6	0-0	2-4	0	0	0	2	3	6	1	2	2	0	1	-2		
33	Francesca Pan	G 31:31	4-13	1-6	2-3	0	3	3	2	4	11	5	0	1	0	0	20		
41	Kierra Fletcher	G 31:49	4-7	0-0	2-2	3	2	5	3	1	10	4	0	2	0	0	27		
2	Jasmine Carson	B 26:55	5-10	2-2	2	7	9	2	1	17	2	2	1	0	0	30			
20	Nerea Hermosa	30:19	8-10	0-0	5	2	2	7	0	3	16	1	2	2	2	0	23		
00	Dajiah Jefferson	11:37	1-3	0-0	0	2	0	2	0	0	2	1	2	1	0	0	10		
12	Kondalia Montgomery	10:08	0-0	0-0	3-4	4	1	5	2	3	3	0	0	0	0	0	7		
3	Sarah Bates	16:08	1-3	0-1	1-1	0	0	0	0	1	3	0	0	0	0	0	5		
Team								1	0	1	0	0							
Totals			26:57	67-117	17-22	20	23	43	11	21	77	19	14	10	3	1	29		



## 2019-20 BOX SCORES

# 25 Virginia Tech

Georgia Tech  
Feb. 13, 2020 | Cassell Coliseum (Blacksburg, Va.)

64  
61

Official Basketball Box Score - Final  
Georgia Tech at Virginia Tech  
02/14/20 Cassell Coliseum, Blacksburg, VA  
2019-20 Women's Basketball

Game Time: 12:00 AM  
Game Duration: 1:57  
Attendance: 1,308

Officials: Dee Karimier, Pulani Spruick, Sal Esho

Georgia Tech - 61

Record: 16-9 (7-7)

NO. Name	Min	FG	3P	FT	Rebounds	Fouls	TP	AS	ST	Blocks	+
		M-A	M-A	M-A	OR DR TOT	FF FD				BS BA	
4 Anne Francoise Diouf	F 06:30	0-0	0-0	0-0	0 1 1	0 0 0	0	0	0	1 0	-6
13 Lorela Cubaj	F 35:31	3-9	0-0	0-0	1 9 10	3 2 6	1	4	2	1 0	-4
31 Lotta-Maj Lahtinen	G 45:00	4-9	1-3	0-0	0 4 4	3 2 9	2	3	2	0 0	-3
33 Francesca Pan	G 41:56	7-18	0-5	5-5	0 2 2	4 4 19	0	3	0	0 0	3
41 Kierra Fletcher	G 43:23	8-16	0-1	1-3	5 8 13	1 3 17	3	3	0	1 2	1
2 Jasmine Carson	14:12	3-5	2-2	0-0	0 5 5	1 0 8	0	6	0	0 0	3
20 Nerea Hermosa	22:13	1-2	0-0	0-0	2 2 4	3 0 2	0	1	2	0 0	-4
12 Kondalia Montgomery	00:55	0-0	0-0	0-0	0 0 0	0 0 0	0	0	0	0 0	-3
00 Daljah Jefferson	15:20	0-0	0-0	0-0	0 1 1	1 0 0	0	0	0	0 0	-2
Team					0 0 2	0 0 0					
Totals		26-59	3-10	6-8	8 32 40	16 11 61	6	20	5	2 3	3

Technical Fouls: NONE

Shooting By Period	1st FG%	2nd FG%	3rd FG%	4th FG%	GM FG%
1st FG%	5-12 41.7%				
2nd FG%	3-13 23.1%				
3rd FG%	6-13 46.2%				
4th FG%	1-1 0.0%				
GM FG%	26-59 44.1%				
3PT%	3-10 30.0%				
FT%	6-8 75.0%				

Dead Ball Rebounds: 2, 0

Virginia Tech - 64

Record: 18-6 (8-5)

NO. Name	Min	FG	3P	FT	Rebounds	Fouls	TP	AS	ST	Blocks	+
		M-A	M-A	M-A	OR DR TOT	FF FD				BS BA	
21 Lydia Rivers	F 31:58	4-5	0-0	0-0	5 8 13	1 3 8	0	5	2	0 0	12
33 Elizabeth Kitley	F 32:06	5-11	0-0	4-7	0 4 4	2 5 14	2	1	1	1 3	1
2 Aisha Sheppard	G 42:42	5-15	5-9	2-2	1 1 1	17 2 2	0	0	0	0 0	0
4 Dara Mabrey	G 37:59	4-12	2-6	0-0	1 2 3	3 2 10	0	3	1	0 0	0
5 Taja Cole	G 39:41	3-11	1-3	1-3	1 7 8	2 4 8	8	4	3	1 0	4
0 Trinity Baptiste	23:12	2-6	0-0	0-0	1 0 1	2 0 4	0	2	0	0 0	-10
22 Cayla King	14:38	1-2	1-2	0-0	0 0 0	0 1 3	0	0	0	0 0	5
40 Alex Obouh Fegue	02:44	0-1	0-0	0-0	0 0 0	0 0 0	0	0	0	0 0	3
Team					2 2 4	0 0 0					
Totals		24-63	9-20	7-12	10 25 35	11 16 64	12	17	7	2 5	3

Technical Fouls: NONE

Shooting By Period	1st FG%	2nd FG%	3rd FG%	4th FG%	GM FG%
1st FG%	5-14 35.7%				
2nd FG%	1-3 33.3%				
3rd FG%	0-0 0.0%				
4th FG%	4-16 25.0%				
GM FG%	24-63 38.1%				
3PT%	9-20 45.0%				
FT%	7-12 58.3%				

Dead Ball Rebounds: 2, 0

GT	Hokies
Biggest lead	9 (2 <sup>nd</sup> 2:37) 7 (1 <sup>st</sup> OT 3:00)
Best Scoring Run	10 (2 <sup>nd</sup> 2:37) 12 (1 <sup>st</sup> OT 3:00)
Lead Changes	12
Times Tied	3
Time with Lead	28:18 14:24

Points from Turnovers	GT	Hokies
Paint	22 30	
Second Chance	5 14	
Fast Breaks	0 6	
Bench	10 7	

Period by Period Scoring	1st	2nd	3rd	4th	OT	TOT
GT	12	14	18	11	6	61
Hokies	11	9	27	8	9	64

# 26 Georgia Tech

NC State  
Feb. 16, 2020 | Reynolds Coliseum (Raleigh, N.C.)

65  
61

Official Basketball Box Score - Final  
Georgia Tech at NC State  
02/16/20 Reynolds Coliseum, Raleigh  
2019-20 Women's Basketball

Game Time: 7:00 PM  
Game Duration: 1:54  
Attendance: 5,542

Officials: Edward Sidisky, Jennifer Rezac, Mark Berger

Georgia Tech - 65

Record: 17-9 (8-7)

NO. Name	Min	FG	3P	FT	Rebounds	Fouls	TP	AS	ST	Blocks	+
		M-A	M-A	M-A	OR DR TOT	FF FD				BS BA	
4 Anne Francoise Diouf	F 16:20	1-1	0-0	0-0	0 2 2	4 0 2	0	1	0	0 0	15
13 Lorela Cubaj	F 35:49	0-3	0-0	1-4	1 1 2	3 6 1	2	1	1	0 0	3
31 Lotta-Maj Lahtinen	G 36:40	3-8	1-4	2-2	0 7 7	2 3 9	5	3	4	0 0	8
33 Francesca Pan	G 40:00	11-24	4-9	4-5	3 4 7	2 3 30	4	3	0	0 0	4
41 Kierra Fletcher	G 22:14	4-6	0-0	0-0	0 0 0	2 2 8	3	0	0	0 0	14
2 Jasmine Carson	13:39	1-6	1-3	0-0	2 1 3	0 0 3	0	1	0	0 0	-15
20 Nerea Hermosa	27:05	6-6	0-0	0-2	1 5 6	4 2 12	1	2	1	3 0	-9
00 Daljah Jefferson	04:53	0-0	0-0	0-0	0 0 0	0 0 0	0	0	0	0 0	3
3 Sarah Bates	03:20	0-1	0-1	0-0	0 0 0	0 0 0	0	0	0	0 0	-4
Team					2 1 3	0 0 0					
Totals		26-55	6-17	7-13	9 21 30	18 16 65	15	12	6	3 3	4

Technical Fouls: NONE

Shooting By Period	1st FG%	2nd FG%	3rd FG%	4th FG%	GM FG%
1st FG%	7-17 41.2%				
2nd FG%	2-5 40.0%				
3rd FG%	3-11 27.3%				
4th FG%	1-6 16.7%				
GM FG%	26-55 47.3%				
3PT%	6-17 35.3%				
FT%	7-13 53.8%				

Dead Ball Rebounds: 4, 0

NC State - 61

Record: 22-3 (11-3)

NO. Name	Min	FG	3P	FT	Rebounds	Fouls	TP	AS	ST	Blocks	+
		M-A	M-A	M-A	OR DR TOT	FF FD				BS BA	
25 Kayla Jones	F 37:13	7-14	1-6	2-3	2 2 4	1 2 17	0	2	1	0 1	-4
33 Elisav Guran	C 27:46	4-8	1-2	8-8	0 5 5	3 8 17	0	5	0	0 1	-15
1 Aislinn King	G 40:00	0-3	0-1	0-0	0 3 3	0 1 5	2	1	1	0 0	-4
3 Kai Crutchfield	G 28:10	1-1	0-0	2-3	0 4 4	3 2 4	3	4	0	1 0	-12
11 Jakia Brown-Turner	G 26:51	3-6	1-2	0-0	0 3 3	4 1 7	0	1	2	0 0	-3
5 Jada Boyd	19:12	5-11	0-2	2-4	4 3 7	3 3 12	1	0	1	1 0	6
23 Giesha Hunter	12:07	1-3	0-0	0-0	1 0 1	1 1 2	0	0	1	0 0	4
41 Camille Hobby	05:48	1-3	0-0	0-0	1 1 1	1 0 2	0	0	0	0 1	3
2 Kalita Ealey	02:52	0-0	0-0	0-0	0 0 0	0 0 0	0	1	0	0 0	5
Team					1 1 2	0 0 0					
Totals		22-49	3-13	14-18	8 22 30	16 18 61	10	14	6	3 3	-4

Technical Fouls: NONE

Shooting By Period	1st FG%	2nd FG%	3rd FG%	4th FG%	GM FG%
1st FG%	7-15 46.7%				
2nd FG%	1-6 16.7%				
3rd FG%	5-13 38.5%				
4th FG%	1-2 50.0%				
GM FG%	22-49 44.9%				
3PT%	3-13 23.1%				
FT%	14-18 77.8%				

Dead Ball Rebounds: 2, 0

Biggest lead	12 (4 <sup>th</sup> 6:51)	5 (2 <sup>nd</sup> 0:36)
Best Scoring Run	8 (4 <sup>th</sup> 6:51)	8 (2 <sup>nd</sup> 3:54)
Lead Changes	7	
Times Tied	4	
Time with Lead	28:55	08:13

Points from Turnovers: 18 14  
Paint: 24 32  
Second Chance: 8 12  
Fast Breaks: 8 13  
Bench: 15 16  
NCS: 17 13 15 16 61 65

# 27 Louisville

Georgia Tech  
Feb. 20, 2020 | McCamish Pavilion (Atlanta, Ga.)

58  
47

Official Basketball Box Score - Final  
Louisville at Georgia Tech  
02/20/20 McCamish Pavilion, Atlanta  
Georgia Tech vs. Louisville

Game Time: 6:00 PM  
Game Duration: 1:45  
Attendance: 1,188

Officials: Luis Gonzalez, Tara Ouse, Brandon Ertline

Louisville - 58

Record: 24-13 (12-3)

NO. Name	Min	FG	3P	FT	Rebounds	Fouls	TP	AS	ST	Blocks	+
		M-A	M-A	M-A	OR DR TOT	FF FD				BS BA	
21 Kylee Shook	F 37:07	6-11	1-2	0-0	1 12 13	4 0 13	1	3	0	4 0	-11
33 Bianca Dunham	F 28:04	2-4	0-0	0-0	2 2 4	3 1 4	1	2	0	0 0	16
1 Dana Evans	G 34:18	4-10	3-4	3-4	0 2 2	2 3 14	2	0	0	0 0	6
4 Elizabeth Balogun	G 31:19	2-10	0-4	0-0	2 2 4	2 4 1	1	0	3	0 0	12
23 Jasmine Jones	G 34:37	7-10	1-1	3-3	2 5 7	3 6 18	3	3	2	0 0	18
2 Yacine Diop	17:35	1-2	1-1	0-0	1 0 1	1 0 3	0	0	0	0 0	-8
22 Elizabeth Dixon	05:20	0-0	0-0	0-0	0 0 0	0 0 1	0	0	1	0 0	-3
5 Mykasa Robinson	11:40	1-2	0-0	0-0	1 1 2	2 2 2	0	2	0	1 0	4
Team					0 1 1	0 0 0					
Totals		23-49	6-12	6-7	9 25 34	17 14 58	10	14	2	8 0	11

Technical Fouls: NONE

Shooting By Period	1st FG%	2nd FG%	3rd FG%	4th FG%	GM FG%
1st FG%	6-14 42.9%				
2nd FG%	3-13 23.1%				
3rd FG%	7-14 50.0%				
4th FG%	2-2 100%				
GM FG%	23-49 46.9%				
3PT%	6-12 50.0%				
FT%	6-7 85.7%				

Dead Ball Rebounds: 0, 2

Georgia Tech - 47

Record: 17-10 (8-8)

NO. Name	Min	FG MA	3P MA	FT MA	Rebounds OR DR TOT	Fouls FF FD	TP	AS	TO	ST	Blocks BS BA	+/-
4 Anne Francoise Diouf	F 04:26	0-0	0-0	0-0	0 0 0	0 0 0	0	0	0	0	0 0	-11
13 Lorela Cubaj	F 28:08	2-5	0-0	5-6	0 4 4	4 4 9	1	1	0	1	0 0	-2
31 Lotta-Maj Lahtinen	G 38:29	5-16	0-3	1-2	2 3 5	2 3 11	2	1	0	0	1 1	-11
33 Francesca Pan	G 40:00	1-8	1-4	2-2	0 3 3	2 4 5	3	2	2	0	2 1	-11
41 Kierra Fletcher	G 18:08	2-8	0-0	3-5	4 2 6	4 3 7	0	1	0	0	1 1	-9
20 Nerea Hermosa	36:49	5-9	0-0	1-2	2 2 4	1 1 11	1	0	0	0	0 1	-2
2 Jasmine Carson	17:51	2-8	0-4	0-0	0 3 3	0 1 4	0	0	0	0	0 2	-3
00 Daljah Jefferson	05:09	0-1	0-1	0-0	1 0 1	0 0 0	0	1	0	0	0 0	-7
12 Kondalia Montgomery	10:00	0-2	0-0	0-0	1 0 1	1 1 0	0	1	0	0	0 1	1
Team					4 0 4	0 0 1						
Totals		17-57	1-12	12-17	14 17 31	14 17 47	8	6	3	0	8 11	

## 2019-20 BOX SCORES

# 29 Georgia Tech Clemson March 1, 2020 | Littlejohn Coliseum (Clemson, S.C.)

56  
44

Official Basketball Box Score - Final  
Georgia Tech at Clemson  
03/01/20 Littlejohn Coliseum, Clemson  
2019-20 Women's Basketball

Game Time: 2:00 PM  
Game Duration: 1:51  
Attendance: 1,484

Officials: Bruce Morris, Talisa Green, Kevin Dillard

Georgia Tech - 56

Record: 19-10 (10-3)

NO. Name	Min	FG M-A	3P M-A	FT M-A	Rebounds OR DR TOT	Fouls PF FD	TP	AS	TO	ST	Blocks BS BA	+
4 Anne Francoise Diouf	F 21:33	2-7	0-0	0-0	2 4 6	2 1 4	1	0	0	1	1	6
13 Lorela Cubaj	F 36:12	3-8	0-1	0-0	1 6 7	3 3 6	1	1	1	0	0	15
31 Lotta-Maj Lahtinen	G 32:40	9-14	0-2	0-0	4 8 12	3 3 18	4	2	2	0	0	17
33 Francesca Pan	G 38:28	4-14	2-7	0-0	1 1 3	2 10	2	0	0	0	0	11
41 Kierra Fletcher	G 38:06	4-7	0-0	3-3	1 4 5	11 4	3	1	0	1	1	13
2 Jasmine Carson	13:58	1-7	1-6	0-0	1 1 2	0 0 3	1	2	2	0	0	5
20 Nerea Hermosa	19:03	2-2	0-0	0-0	0 0 0	1 0 4	0	2	1	0	0	5
Team					1 1 2	0 0 0						
Totals		25-59	3-16	3-3	12 22 34	13 14 56	13	10	7	1	2	12

Technical Fouls: NONE

Shooting By Period	1st	2nd	3rd	4th	OT
FG%	6-16 37.5%	11-23 47.8%	11-23 47.8%	11-23 47.8%	0-0 0%
3PT%	0-0 0%	0-0 0%	0-0 0%	0-0 0%	0-0 0%
FT%	0-0 0%	0-0 0%	0-0 0%	0-0 0%	0-0 0%
GM FG%	25-59 42.4%	11-23 47.8%	11-23 47.8%	11-23 47.8%	0-0 0%
3PT%	0-0 0%	0-0 0%	0-0 0%	0-0 0%	0-0 0%
FT%	0-0 0%	0-0 0%	0-0 0%	0-0 0%	0-0 0%
GM FT%	0-0 0%	0-0 0%	0-0 0%	0-0 0%	0-0 0%

Dead Ball Rebounds: 0, 1

Clemson - 44

Record: 7-22 (3-15)

NO. Name	Min	FG M-A	3P M-A	FT M-A	Rebounds OR DR TOT	Fouls PF FD	TP	AS	TO	ST	Blocks BS BA	+
5 Amari Robinson	F 25:31	1-4	0-2	0-0	0 0 0	3 0 2	0	0	3	2	0	-10
44 Kobi Thornton	F 28:02	5-12	0-2	1-2	1 2 3	1 3 11	0	3	0	1	0	-10
12 Hannah Hank	C 18:43	2-5	0-0	0-0	1 4 5	3 4 4	0	0	0	0	0	1
1 Destiny Thomas	G 25:05	1-6	0-4	0-0	0 1 1	2 0 2	1	2	0	0	0	-17
31 Shania Meertens	G 36:51	4-7	0-1	0-0	0 6 6	1 0 8	3	3	1	0	0	-13
22 Danae McNeal	09:58	1-2	0-0	0-0	0 0 0	0 0 2	0	1	0	0	0	6
35 Nique Cherry	15:56	2-6	0-1	3-3	2 4 6	1 3 7	1	2	0	0	0	-2
55 Tyler Bennett	16:46	1-1	0-0	0-0	2 2 0	1 2	1	1	0	1	0	-6
24 Mikayla Hayes	02:28	0-1	0-0	0-0	1 0 1	0 1 0	0	0	0	0	0	-3
32 Chyna Cotton	13:42	0-1	0-0	0-0	1 1 2	2 1 0	0	0	0	0	0	-3
2 Kaylee Sticker	07:48	2-3	2-3	0-0	0 1 1	1 0 6	0	1	0	0	0	-3
Team					0 1 1	0 0 0						
Totals		19-48	2-13	4-5	6 22 28	14 13 44	6	16	3	2	1	-12

Technical Fouls: NONE

Shooting By Period	1st	2nd	3rd	4th	OT
FG%	4-15 26.7%	11-23 47.8%	11-23 47.8%	11-23 47.8%	0-0 0%
3PT%	0-0 0%	0-0 0%	0-0 0%	0-0 0%	0-0 0%
FT%	0-0 0%	0-0 0%	0-0 0%	0-0 0%	0-0 0%
GM FG%	19-48 39.6%	11-23 47.8%	11-23 47.8%	11-23 47.8%	0-0 0%
3PT%	0-0 0%	0-0 0%	0-0 0%	0-0 0%	0-0 0%
FT%	0-0 0%	0-0 0%	0-0 0%	0-0 0%	0-0 0%
GM FT%	0-0 0%	0-0 0%	0-0 0%	0-0 0%	0-0 0%

Dead Ball Rebounds: 1, 0

Biggest lead	12 (4 <sup>th</sup> 0:31)   1 (4 <sup>th</sup> 4:45)
Best Scoring Run	13 (4 <sup>th</sup> 0:31)   6 (4 <sup>th</sup> 7:30)
Lead Changes	2
Times Tied	2
Time with Lead	38:02   00:04

Points from	GT	CLE
Turnovers	10	10
Paint	26	26
Second Chance	6	2
Fast Breaks	4	0
Bench	7	17

Period by Period Scoring	1st	2nd	3rd	4th	TOT
GT	13	14	10	19	56
CLE	9	12	11	14	44

# 30 Georgia Tech Pittsburgh March 5, 2020 | Greensboro Coliseum (Greensboro, N.C.)

68  
58

Official Basketball Box Score - Final  
Georgia Tech at Pittsburgh  
03/05/20 Greensboro Coliseum, Greensboro, NC  
2020 ACC Women's Tournament

Game Time: 2:00 PM  
Game Duration: 1:45

Officials: Bryan Brunette, Thomas Donaher, Talisa Green

Pittsburgh - 58

Record: 5-26

NO. Name	Min	FG M-A	3P M-A	FT M-A	Rebounds OR DR TOT	Fouls PF FD	TP	AS	TO	ST	Blocks BS BA	+
23 Rita Igboke	F 22:13	1-1	0-0	1-2	1 2 3	5 2 3	0	0	0	0	0	0
1 Dayshante Harris	G 35:14	9-20	0-3	3-3	2 3 5	4 7 21	3	5	2	0	1	-6
4 Emry Hayford	G 18:59	1-2	0-1	0-0	0 3 3	2 0 2	1	5	0	0	0	1
5 Amber Brown	G 35:40	5-11	0-0	2-2	4 3 7	2 1 12	2	1	0	1	1	-12
12 Gabbie Green	G 36:31	2-7	2-5	3-3	0 2 2	4 2 9	0	2	0	0	0	-6
10 Immini Prigpi	23:50	3-6	1-4	0-0	1 5 6	3 0 7	0	2	0	0	1	-9
11 Cara Jenkins	17:29	1-1	0-0	0-0	0 2 2	0 0 2	0	1	0	0	0	-8
00 Jahsynt Knight	04:55	1-1	0-0	0-0	0 0 0	1 0 2	0	2	0	0	0	-4
21 Marcela Lamark	05:09	0-0	0-0	0-0	0 1 1	1 0 0	0	0	0	0	0	-8
Team					1 0 1	0 0 0						
Totals		23-49	3-13	9-10	9 21 30	22 12 58	6	18	2	4	3	-10

Technical Fouls: NONE

Shooting By Period	1st	2nd	3rd	4th	OT
FG%	6-16 37.5%	11-23 47.8%	11-23 47.8%	11-23 47.8%	0-0 0%
3PT%	0-0 0%	0-0 0%	0-0 0%	0-0 0%	0-0 0%
FT%	0-0 0%	0-0 0%	0-0 0%	0-0 0%	0-0 0%
GM FG%	23-49 46.9%	11-23 47.8%	11-23 47.8%	11-23 47.8%	0-0 0%
3PT%	0-0 0%	0-0 0%	0-0 0%	0-0 0%	0-0 0%
FT%	0-0 0%	0-0 0%	0-0 0%	0-0 0%	0-0 0%
GM FT%	0-0 0%	0-0 0%	0-0 0%	0-0 0%	0-0 0%

Dead Ball Rebounds: 0, 0

Georgia Tech - 68

Record: 20-10

NO. Name	Min	FG M-A	3P M-A	FT M-A	Rebounds OR DR TOT	Fouls PF FD	TP	AS	TO	ST	Blocks BS BA	+
4 Anne Francoise Diouf	F 07:16	0-0	0-0	0-0	0 0 0	0 0 0	0	1	0	0	0	1
13 Lorela Cubaj	F 34:57	5-12	0-1	0-1	5 4 9	1 2 10	1	1	1	1	0	12
31 Lotta-Maj Lahtinen	G 36:49	3-9	0-1	2-2	3 2 5	3 5 8	2	2	5	0	2	6
33 Francesca Pan	G 33:57	8-18	1-5	9-10	0 3 3	3 7 26	3	1	2	0	0	11
41 Kierra Fletcher	G 40:00	2-8	0-1	2-4	1 2 3	2 3 6	5	0	2	2	1	10
2 Jasmine Carson	14:17	2-6	0-2	0-0	1 1 2	1 1 4	0	2	1	0	1	1
20 Nerea Hermosa	32:44	5-10	0-0	4-6	4 4 8	2 4 14	1	3	1	0	0	9
Team					5 1 6	0 0 0						
Totals		25-63	1-10	17-23	19 17 36	12 22 68	13	9	12	3	4	10

Technical Fouls: NONE

Shooting By Period	1st	2nd	3rd	4th	OT
FG%	7-15 46.7%	11-23 47.8%	11-23 47.8%	11-23 47.8%	0-0 0%
3PT%	0-0 0%	0-0 0%	0-0 0%	0-0 0%	0-0 0%
FT%	0-0 0%	0-0 0%	0-0 0%	0-0 0%	0-0 0%
GM FG%	25-63 39.7%	11-23 47.8%	11-23 47.8%	11-23 47.8%	0-0 0%
3PT%	0-0 0%	0-0 0%	0-0 0%	0-0 0%	0-0 0%
FT%	0-0 0%	0-0 0%	0-0 0%	0-0 0%	0-0 0%
GM FT%	0-0 0%	0-0 0%	0-0 0%	0-0 0%	0-0 0%

Dead Ball Rebounds: 4, 1

Biggest lead	3 (2 <sup>nd</sup> 6:57)   15 (4 <sup>th</sup> 2:10)
Best Scoring Run	8 (3 <sup>rd</sup> 0:09)   6 (4 <sup>th</sup> 9:03)
Lead Changes	14
Times Tied	5
Time with Lead	07:05   30:06

Points from	Pitt	GT
Turnovers	7	20
Paint	22	28
Second Chance	8	14
Fast Breaks	0	4
Bench	11	18

Period by Period Scoring	1st	2nd	3rd	4th	TOT
Pitt	16	10	19	13	58
GT	17	14	17	20	68

# 31 NC State Georgia Tech March 6, 2020 | Greensboro Coliseum (Greensboro, N.C.)

57  
48

Official Basketball Box Score - Final  
Georgia Tech at NC State  
03/06/20 Greensboro Coliseum, Greensboro, NC  
2020 ACC Women's Tournament

Game Time: 6:00 PM  
Game Duration: 1:42

Officials: Karen Presto, Carla Fountain, Mark Resch

Georgia Tech - 48

Record: 20-11

NO. Name	Min	FG M-A	3P M-A	FT M-A	Rebounds OR DR TOT	Fouls PF FD	TP	AS	TO	ST	Blocks BS BA	+
4 Anne Francoise Diouf	F 17:23	0-2	0-0	0-0	2 2 4	2 0 0	0	0	0	0	0	-2
13 Lorela Cubaj	F 33:48	4-12	0-0	3-4	1 3 4	2 4 11	2	3	1	3	0	-1
31 Lotta-Maj Lahtinen	G 37:59	1-8	0-1	0-0	2 3 5	3 0 2	2	2	4	1	0	-10
33 Francesca Pan	G 38:18	6-15	1-7	2-2	0 8 8	4 4 15	0	4	1	0	0	-5
41 Kierra Fletcher	G 39:23	7-11	0-1	1-3	2 7 9	1 2 15	3	1	2	1	0	-10
20 Nerea Hermosa	28:49	2-7	0-0	1-2	2 3 5	3 1 5	0	1	0	0	0	-15
2 Jasmine Carson	04:20	0-2	0-0	0-0	0 0 0	0 0 0	0	1	0	0	0	-2
Team					0 2 2	0 0 0						
Totals		20-57	1-9	7-11	9 28 37	15 11 48	7	14	5	4	0	-9

Technical Fouls: NONE

Shooting By Period	1st	2nd	3rd	4th	OT
FG%	6-13 46.2%	11-23 47.8%	11-23 47.8%	11-23 47.8%	0-0 0%
3PT%	0-2 0.0%	0-0 0%	0-0 0%	0-0 0%	0-0 0%
FT%	4-7 57.1%	0-0 0%	0-0 0%	0-0 0%	0-0 0%
GM FG%	20-57 35.1%	11-23 47.8%	11-23 47.8%	11-23 47.8%	0-0 0%
3PT%	1-9 11.1%	0-0 0%	0-0 0%	0-0 0%	0-0 0%
FT%	7-11 63.6%	0-0 0%	0-0 0%	0-0 0%	0-0 0%
GM FT%	7-11 63.6%	0-0 0%	0-0 0%	0-0 0%	0-0 0%

Dead Ball Rebounds: 5, 1

NC State - 57

Record: 26-4

NO.	Name	Min	FG M-A	3P M-A	FT M-A	Rebounds OR DR TOT	Fouls PF FD	TP	AS	TO	ST	Blocks BS BA	+/-
25	Kayla Jones	F 36:08	1-4	0-1	0-0	0 10 10	1 2 2	2	2	1	0	0	1
33	Elissa Cuneo	C 26:38	7-14	0-1	2-3	1 4 5	2 6 16	1	1	0	0	0	2
1	Aslinn Koon	C 39:19	5-12	2-6	2-2	1 5 6	2 16 3	3	1	0	0	0	2
3	Chloe Crutchfield	C 34:28	2-8	0-2	2-2	1 2 3	4 1 5	1	1	0	0	0	16
11	Kajia Brown-Turner	G 19:33	3-5	1-2	0-0	1 2 3	4 1 7	3	2	2	0	0	0
23	Grace Hunter	18:31	-17	1-5	0-0	1 2 3	0 0 0	3	1	0	0	0	1
2	Kaila Ealey	08:10	-1-3	0-1	1-1	0 0 0	0 1 3	0	1	0	0	0	-1
5	Erica Cassell	02:24	0-0	0-0	0-0	0 0 0	0 0 0	0	2	0	0	0	-2
24	Jada Boyd	03:52	0-1	0-1	0-0	0 0 0	2 1 0	0	0	0	0	0	-3
41	Camille Hobbs	04:58	2-4	0-1	0-0	1 2 3	0 0 0	0	0	0	0	0	9
Team						3 26 33		14	12	0	0	0	
Totals			22-58	4-21	9-10	7 36 43	11 15 57	14	12	3	0	4	

## 2019-20 SEASON RESULTS



# 2019-20 Georgia Tech Women's Basketball Combined Team Statistics All games

Page 1/1  
as of Sep 24, 2020

## Game Records

Record	Overall	Home	Away	Neutral
ALL GAMES	20-11	10-4	7-4	3-3
CONFERENCE	10-8	5-4	5-4	0-0
NON-CONFERENCE	10-3	5-0	2-0	3-3

## Score by Periods

Team	1st	2nd	3rd	4th	OT	TOT
Georgia Tech	456	427	510	507	17	1917
Opponents	400	354	411	429	32	1626

## Team Box Score

No.	Player				Total		3-Point		F-Throw		Rebounds											
		GP-GS	MIN	AVG	FG-FGA	FG%	3FG-FGA	3FG%	FT-FTA	FT%	OFF	DEF	TOT	AVG	PF	DQ	A	TO	BLK	STL	PTS	AVG
33	PAN, Francesca	31-31	1096:43	35.4	146-412	.354	45-182	.247	78-94	.830	27	98	125	4.0	80	1	78	58	10	41	415	13.4
41	FLETCHER, Kierra	31-31	1091:26	35.2	119-268	.444	2-15	.133	76-106	.717	81	112	193	6.2	65	1	95	63	9	40	316	10.2
13	CUBAJ, Lorela	31-30	1060:18	34.2	128-285	.449	7-25	.280	48-83	.578	64	176	240	7.7	88	1	76	59	37	36	311	10.0
02	CARSON, Jasmine	31-6	680:42	22.0	108-301	.359	52-154	.338	32-41	.780	21	78	99	3.2	28	0	20	60	3	30	300	9.7
31	LAHTINEN, Lotta-Maj	31-30	1013:31	32.7	108-275	.393	29-101	.287	36-66	.545	52	81	133	4.3	70	0	81	68	4	42	281	9.1
20	HERMOSA, Nerea	31-15	663:42	21.4	89-165	.539	0-0	.000	25-44	.568	57	69	126	4.1	59	0	24	49	21	19	203	6.5
04	DIOUF, Anne Francoise	29-12	360:58	12.4	16-53	.302	0-1	.000	5-14	.357	32	59	91	3.1	34	0	6	21	10	4	37	1.3
00	JEFFERSON, Daijah	22-0	142:14	6.5	10-28	.357	2-8	.250	4-4	1.000	10	12	22	1.0	11	0	3	9	3	4	26	1.2
03	BATES, Sarah	17-0	81:32	4.8	6-24	.250	3-16	.188	3-5	.600	0	6	6	0.4	6	0	3	5	0	3	18	1.1
12	MONTGOMERY, Kondalia	17-0	89:57	5.3	2-9	.222	0-1	.000	6-10	.600	9	3	12	0.7	13	0	5	5	0	1	10	0.6
Team											57	66	123					17				
Total		31	6281		732-1820	.402	140-503	.278	313-467	.670	410	760	1170	37.7	454	3	391	414	97	220	1917	61.8
Opponents		31	6274		615-1595	.386	127-441	.288	269-424	.634	267	723	990	31.9	505	8	299	526	88	183	1626	52.5

## Team Statistics

	GATECH	OPP
<b>Scoring</b>	<b>1917</b>	<b>1626</b>
Points per game	61.8	52.5
Scoring margin	+9.4	-
<b>Field goals-att</b>	<b>732-1820</b>	<b>615-1595</b>
Field goal pct	.402	.386
<b>3 point fg-att</b>	<b>140-503</b>	<b>127-441</b>
3-point FG pct	.278	.288
3-pt FG made per game	4.5	4.1
<b>Free throws-att</b>	<b>313-467</b>	<b>269-424</b>
Free throw pct	.670	.634
F-Throws made per game	10.1	8.7
<b>Rebounds</b>	<b>1170</b>	<b>990</b>
Rebounds per game	37.7	31.9
Rebounding margin	+5.8	-
<b>Assists</b>	<b>391</b>	<b>299</b>
Assists per game	12.6	9.6
<b>Turnovers</b>	<b>414</b>	<b>526</b>
Turnovers per game	13.4	17.0
Turnover margin	+3.6	-
Assist/turnover ratio	0.9	0.6
<b>Steals</b>	<b>220</b>	<b>183</b>
Steals per game	7.1	5.9
<b>Blocks</b>	<b>97</b>	<b>88</b>
Blocks per game	3.1	2.8
<b>Winning streak</b>	<b>0</b>	<b>-</b>
Home win streak	1	-
<b>Attendance</b>	<b>19927</b>	<b>22618</b>
Home games-Avg/Game	14-1423	11-2056
Neutral site-Avg/Game	-	6-1605

## Team Results

Date	Opponent		Score	Att.
11/05/2019	Houston	W	69-38	921
11/10/2019	Grambling	W	89-42	1120
11/17/2019	at Georgia	W	73-40	3362
11/20/2019	Georgia St.	W	69-28	871
11/28/2019	vs Seton Hall	W	79-54	150
11/30/2019	vs Rutgers	L	43-46	150
12/05/2019	Wisconsin	W	60-41	1016
12/08/2019	at Kennesaw St.	W	63-47	769
12/15/2019	ETSU	W	87-48	1642
12/20/2019	vs Texas A&M	L	48-60	100
12/21/2019	vs Rice	W	54-52	100
12/29/2019	Virginia	W	61-51	1422
01/02/2020	Miami (FL)	W	61-54	1235
01/05/2020	at Wake Forest	L	60-65	863
01/09/2020	at Florida St.	W	67-52	2663
01/12/2020	Clemson	W	49-47	1620
01/16/2020	at Syracuse	W	82-64	1720
01/19/2020	Boston College	L	48-55	2577
01/23/2020	North Carolina	Lot	60-67	1201
01/26/2020	at Duke	L	46-58	3451
01/30/2020	at Miami (FL)	Lot	49-54	847
02/02/2020	Notre Dame	L	51-59	1749
02/06/2020	at Pittsburgh	W	77-48	591
02/09/2020	Wake Forest	W	62-52	1578
02/13/2020	at Virginia Tech	Lot	61-64	1326
02/16/2020	at NC State	W	65-61	5542
02/20/2020	Louisville	L	47-58	1188
02/23/2020	Florida St.	W	65-62	1787
03/01/2020	at Clemson	W	56-44	1484
03/05/2020	vs Pittsburgh	W	68-58	3638
03/06/2020	vs NC State	L	48-57	5492





## ***HISTORY***

<b>Year-by-Year Records</b>	<b>44</b>
<b>Year-by-Year Results</b>	<b>45-51</b>
<b>All-time Letterwinners and Coaches</b>	<b>52-53</b>
<b>All-time Series History</b>	<b>54-55</b>
<b>GT vs. the Conferences</b>	<b>56-57</b>
<b>Fortner vs. Opponents</b>	<b>58</b>
<b>Series History</b>	<b>59-68</b>
<b>Rankings History</b>	<b>69-70</b>
<b>ACC Tournament Results</b>	<b>71</b>
<b>Post-season Results</b>	<b>72</b>
<b>Honors and Awards</b>	<b>73-75</b>
<b>#ProJackets</b>	<b>76</b>

# YEAR BY YEAR RECORDS

YEAR	COACH	OVERALL	ACC/FINISH*	ACC TOURN.	HOME	AWAY	NEUTRAL	POSTSEASON
1974-75	Jim Culpepper	6-16						
1975-76	Jim Culpepper	2-24						
1976-77	Jim Culpepper	19-8						
1977-78	Jim Culpepper	23-4						
1978-79	Jim Culpepper	18-8						
1979-80	Jim Culpepper	2-23	1-7/7th	0-1	1-9	0-12	1-2	
<b>Culpepper Totals (6 years)</b>		<b>70-83 (.458)</b>	<b>1-7 (.125)</b>	<b>0-1 (.000)</b>	<b>1-9 (.100)</b>	<b>0-12 (.000)</b>	<b>1-2 (.333)</b>	
1980-81	Benny Dees	8-19	1-6/7th	0-1	3-10	3-8	2-1	
<b>Dees Totals (1 year)</b>		<b>8-19 (.296)</b>	<b>1-6 (.143)</b>	<b>0-1 (.000)</b>	<b>3-10 (.231)</b>	<b>3-8 (.273)</b>	<b>2-1 (.667)</b>	
1981-82	Bernadette McGlade	9-16	2-9/7th	0-1	7-8	2-7	0-1	
1982-83	Bernadette McGlade	10-19	2-11/7th	0-1	5-7	1-9	3-3	
1983-84	Bernadette McGlade	9-19	1-13/8th	0-1	6-7	2-10	1-2	
1984-85	Bernadette McGlade	11-16	0-14/8th	0-1	8-8	2-9	1-1	
1985-86	Bernadette McGlade	10-17	1-13/8th	0-1	8-8	2-8	0-1	
1986-87	Bernadette McGlade	14-13	5-9/6th	0-1	8-5	4-7	2-1	
1987-88	Bernadette McGlade	11-16	3-11/7th	0-1	6-7	4-8	1-1	
<b>McGlade Totals (7 years)</b>		<b>74-116 (.389)</b>	<b>14-80 (.149)</b>	<b>0-7 (.000)</b>	<b>48-50 (.490)</b>	<b>17-58 (.227)</b>	<b>8-10 (.444)</b>	
1988-89	Agnus Berenato	14-14	5-9/6th	0-1	9-6	2-6	3-2	
1989-90	Agnus Berenato	13-17	4-10/6th	0-1	6-5	3-10	4-2	
1990-91	Agnus Berenato	15-13	3-11/7th	0-1	8-5	4-6	3-2	
1991-92	Agnus Berenato	20-13	6-10/7th	2-1	6-5	6-7	8-1	3-0 (NWIT Champs)
1992-93	Agnus Berenato	16-11	8-8/4th	0-1	10-3	5-6	1-2	0-1 (NCAA 1st Rd.)
1993-94	Agnus Berenato	12-15	5-11/7th	0-1	7-6	5-8	0-1	
1994-95	Agnus Berenato	14-16	5-11/6th	0-1	8-6	5-8	1-2	
1995-96	Agnus Berenato	14-13	5-11/8th	0-1	10-4	2-8	2-1	
1996-97	Agnus Berenato	15-12	7-9/7th	0-1	10-4	5-7	0-1	
1997-98	Agnus Berenato	11-17	3-13/8th	1-1	6-8	4-8	1-1	
1998-99	Agnus Berenato	13-14	6-10/6th	0-1	9-6	4-6	0-2	
1999-00	Agnus Berenato	17-14	7-9/6th	1-1	9-6	7-6	1-2	2-1 (WNIT 3rd Rd.)
2000-01	Agnus Berenato	14-15	5-11/8th	0-1	9-6	5-7	0-2	0-1 (WNIT 1st Rd.)
2001-02	Agnus Berenato	15-14	7-9/5th	0-1	8-6	6-5	1-3	0-1 (WNIT 1st Rd.)
2002-03	Agnus Berenato	20-11	8-8/4th	1-1	14-3	4-6	2-2	0-1 (NCAA 1st Rd.)
<b>Berenato Totals (15 years)</b>		<b>223-209 (.516)</b>	<b>84-150 (.359)</b>	<b>5-15 (.250)</b>	<b>129-79 (.620)</b>	<b>67-104 (.392)</b>	<b>27-26 (.509)</b>	<b>5-5 (.500)</b>
2003-04	MaChelle Joseph	14-15	5-11/8th	0-1	8-4	4-8	2-3	
2004-05	MaChelle Joseph	13-14	4-10/8th	0-1	10-6	3-6	0-2	
2005-06	MaChelle Joseph	14-15	2-12/11th	1-1	11-5	2-8	1-2	
2006-07	MaChelle Joseph	21-12	9-5/6th	1-1	13-3	6-6	2-3	1-1 (NCAA 2nd Rd.)
2007-08	MaChelle Joseph	22-10	7-7/5th	1-1	14-2	7-6	1-2	0-1 (NCAA 1st Rd.)
2008-09	MaChelle Joseph	22-10	8-6/5th	0-1	13-2	5-5	4-3	1-1 (NCAA 2nd Rd.)
2009-10	MaChelle Joseph	23-10	8-6/4th	1-1	12-2	8-6	3-2	0-1 (NCAA 1st Rd.)
2010-11	MaChelle Joseph	24-11	9-5/4th	2-1	14-3	6-4	4-4	1-1 (NCAA 2nd Rd.)
2011-12	MaChelle Joseph	26-9	12-4/3rd	2-1	10-3	10-2	6-4	2-1 (NCAA Sweet 16)
2012-13	MaChelle Joseph	14-16	7-11/t-7th	0-1	7-8	5-6	2-2	
2013-14	MaChelle Joseph	20-12	9-7/7th	1-1	11-4	5-6	4-2	0-1 (NCAA 1st Rd.)
2014-15	MaChelle Joseph	19-15	7-9/t-9th	1-1	11-6	6-6	2-3	1-1 (WNIT 2nd Rd.)
2015-16	MaChelle Joseph	20-13	8-8/t-7th	1-1	13-5	5-6	2-2	1-1 (WNIT 2nd Rd.)
2016-17	MaChelle Joseph	22-15	5-11/10th	1-1	16-5	3-9	3-1	5-1 (WNIT Finals)
2017-18	MaChelle Joseph	20-14	6-10/10th	1-1	15-3	3-9	2-2	2-1 (WNIT 3rd Rd.)
2018-19	MaChelle Joseph**	17-13	7-9/9th	0-1	11-3	3-8	3-2	
<b>Joseph Totals (16 years)</b>		<b>311-201 (.607)</b>	<b>113-129 (.463)</b>	<b>13-15 (.448)</b>	<b>189-63 (.747)</b>	<b>81-103 (.438)</b>	<b>41-38 (.513)</b>	<b>14-11 (.560)</b>
2019-20	Neill Fortner	20-11	10-8/7th	1-1	10-4	7-4	3-3	Canceled
<b>Fortner Totals (1 year)</b>		<b>20-11 (.645)</b>	<b>10-8 (.555)</b>	<b>1-1 (.500)</b>	<b>10-4 (.714)</b>	<b>7-4 (.636)</b>	<b>3-3 (.500)</b>	
1975-2020 Team Totals		706-642 (.524)	223-382 (.369)	19-41 (.317)	380-216 (.638)	175-287 (.379)	82-81 (.503)	19-16 (.543)

\*ACC Regular Season Only

\*\*Mark Simons served as acting head coach for the final three games of the 2018-19 season

## GEORGIA TECH RECORDS

## MILESTONE WINS

Overall	706-642 / .524 (46 years)			Win	Date	Opponent	Score
Division I	638-582 / .523 (41 years)			1	1974-75	Gordon	51-33
Division III	68-60 / .531 (5 years)			50	1977-78	Tift	85-69
ACC	223-382 / .369 (39 years)			100	12/17/83	Georgia State	80-43
<b>First Wins</b>				150	2/10/88	Auburn-Montgomery	89-72
				200	12/11/91	Florida State	70-68
Win	Date	Opponent	Score	250	1/5/95	Maryland	82-59
ACC	11/25/79	Wake Forest	94-67	300	11/28/98	Weber State	81-46
ACC Road	1/31/82	Wake Forest	64-53	350	1/17/02	North Carolina	81-62
ACC Tourney	3/7/92	Maryland	68-67	400	1/23/05	Miami	62-46
Postseason	3/28/92	Wis.-Green Bay (NWIT)	78-77	450	1/2/08	Jackson State	79-42
NCAA Tourney	3/17/07	DePaul	55-54	500	2/5/10	Maryland	61-60
				550	2/26/12	Clemson	62-50
				600	1/8/15	Boston College	80-77
				650	11/10/17	Appalachian State	75-41
				700	2/6/20	Pittsburgh	77-48

## YEAR BY YEAR RESULTS

## JIM CULPEPPER

Head Coach: 1975-80

Seasons: 6

Record: 70-83 (.458)

## 1974-75 (6-16)

DATE	OPPONENT	H/A	RESULT	SCORE
	Shorter	L		25-94
	Augusta College	L		14-67
	DeKalb Central	L		25-83
	Berry	L		31-105
	Gordon	W		51-33
	DeKalb South	W		56-48
	Shorter	L		35-80
	Savannah	L		31-90
	Georgia	L		35-96
	Gordon	W		47-36
	Emory (Oxford)	W		52-28
	Tift College	L		45-82
	Augusta College	L		26-49
	DeKalb Central	L		49-94
	Florida State	L		22-58
	Tift College	L		33-51
	Shorter	L		20-72
	Georgia Baptist	L		38-50
	DeKalb South	W		56-45
	Tift College	W		67-53
	vs. Fort Valley State(1)	n	L	39-76
	vs. Tift College (1)	n	L	54-65

## 1975-76 (2-24)

DATE	OPPONENT	H/A	RESULT	SCORE
	Augusta College	L		20-80
	Savannah	L		18-141
	Atlanta Christian	W		55-23
	Georgia State	L		30-80
	Auburn	L		28-89
	Georgia	L		22-77
	West Georgia	L		35-97
	Berry	L		13-107
	Shorter	L		31-81
	Albany State	L		33-93
	Tift College	L		50-67
	Auburn	L		28-78
	Albany State	L		22-105
	Tennessee Temple	L		35-55
	North Georgia	L		21-70
	Tift College	L		57-68
	Shorter	L		39-83
	North Georgia	L		25-78
	Tennessee Temple	L		43-68
	West Georgia	L		38-83
	Georgia State	L		40-101
	Augusta College	L		28-71
	Atlanta Christian	W		90-14
	Georgia	L		35-60
	vs. Berry (1)	n	L	41-109
	vs. North Georgia (1)	n	L	35-69

## 1976-77 (19-8)

DATE	OPPONENT	H/A	RESULT	SCORE
	Piedmont	L		38-61
	Maryville	W		50-28
	Spelman	W		52-32
	Covenant	W		62-26
	Georgia Baptist	W		68-47
	Rollins	W		69-52
	St. Leo's	W		69-29
	Covenant	W		59-37
	Tennessee Temple	W		55-53
	Piedmont	L		40-46
	Bryan	W		51-39
	Spelman	W		82-47
	Augusta College	L		47-48
	Tift College	L		64-72
	Armstrong State	W		57-54
	Tenn. Wesleyan	L		50-74
	Spelman	W		46-33
	Atlanta Christian	W		93-52

Tift College	L	70-72
Georgia Baptist	W	63-40
Bryan	W	57-46
Georgia Baptist	W	60-46
Tenn. Wesleyan	L	43-53
Tennessee Temple	L	51-58
Atlanta Christian	W	99-34
vs. Morris Brown (1)	n	W 75-27
vs. Spelman (1)	n	W 55-43

## 1977-78 (23-4)

DATE	OPPONENT	H/A	RESULT	SCORE
	Tennessee Temple	W		67-49
	Bryan	W		55-29
	Covenant	W		85-52
	Georgia Baptist	W		100-38
	Maryville	W		97-51
	Armstrong State	W		90-36
	Tennessee Temple	W		83-54
	Converse	W		83-62
	Piedmont	W		81-66
	Armstrong State	W		90-73
	Augusta College	L		65-84
	Georgia College	L		79-86
	Bryan	W		81-44
	Tift College	W		72-58
	Spelman	W		64-62
	UNC-Asheville	W		70-66
	Furman	L		77-79
	Augusta College	W		78-62
	Converse	W		86-67
	Covenant	W		69-50
	Piedmont	W		89-71
	Tulane	W		68-53
	Spelman	W		84-63
	Georgia Baptist	W		88-43
	Georgia College	W		83-70
	Tift College	W		85-69
	West Georgia (1)	L		79-94

## 1978-79 (18-8)

Captain: Bonnie Tate

DATE	OPPONENT	H/A	RESULT	SCORE
N18	Georgia College	h	W	85-49
N25	at Vanderbilt	a	W	69-67 (OT)
N27	Covenant	h	W	90-60
D1	at UNC-Asheville	a	W	73-60
D2	at Mars Hill	a	L	53-81
D9	at Georgia College	a	W	86-50
J5	at Augusta	a	L	54-58
J6	at Armstrong State	a	W	80-71
J8	at Tenn. Temple	a	W	78-34
J12	at Furman	a	W	88-68
J13	at Duke	a	L	55-70
J15	Tennessee Temple	h	W	100-47
J18	Erskine	h	L	54-74
J20	UNC-Asheville	h	L	95-102 (3OT)
J22	at Tift College	a	W	70-68
J25	Piedmont	h	W	78-49
J27	Armstrong State	h	L	51-61
J29	Georgia Southwestern	h	W	67-42
F1	Morris Brown	h	W	74-55
F3	at Piedmont	a	W	69-68
F5	Tift College	h	W	79-62
F8	Augusta	h	L	72-73
F12	at Covenant	a	W	92-65
F16	at Georgia Southwestern	a	W	90-68
F19	Vanderbilt	h	W	71-63
	vs. Berry (1)	n	L	68-92

## 1979-80 (2-23, 1-8 ACC/t-7th)

First season as a member of the ACC

DATE	OPPONENT	H/A	RESULT	SCORE
N14	at Georgia Southern	a	L	56-62
N17	at Vanderbilt	a	L	61-67
N20	Georgia State	h	L	62-85
N24	Virginia (2)	a	L	44-85
N25	vs. Wake Forest (2)	n	W	94-67
N27	at #11 Maryland	a	L	78-94
N30	at Georgia	a	L	78-97
D10	at Valdosta State	a	L	84-113
J3	Albany State	h	L	74-75
J5	Georgia Southern	h	L	77-81

J7	at #19 Mercer	a	L	59-85
J9	North Carolina	h	L	61-93
J12	at #8 NC State	a	L	38-97
J14	Furman	h	W	98-50
J16	Georgia	h	L	77-78
J18	Valdosta State	h	L	65-82
J21	Duke	h	L	71-72
J26	at Albany State	a	L	84-89 (OT)
J28	Vanderbilt	h	L	67-77
J31	at #16 Clemson	a	L	67-103
F2	at Wake Forest	a	L	71-80
F5	at Georgia State	a	L	57-75
F8	vs. #9 NC State (3)	n	L	48-99
F11	Mercer	h	L	73-87
F21	vs. Georgia Southern (1)	n	L	51-87

## BENNY DEES

Head Coach: 1981

Seasons: 1

Record: 8-19 (.296)

## 1980-81 (8-19, 1-6 ACC/7th)

Captain: Karen Rainwater

DATE	OPPONENT	H/A	RESULT	SCORE
N18	Maryland	h	L	64-82
N20	Florida State	h	W	97-84
N21	vs. Tift College (at GSU)	n	W	87-78
N28	Georgia	h	L	51-91
D15	at Miami	a	L	80-86
D16	at Florida International	a	W	79-43
J3	#9 NC State	h	L	55-74
J5	at Georgia State	a	L	52-73
J7	Clemson	h	L	53-75
J10	Tulane	h	W	72-58
J12	at Georgia	a	L	53-79
J14	at Albany State	a	L	73-85
J17	#18 Virginia	h	L	42-66
J21	Georgia State	h	L	70-76
J24	at North Carolina	a	L	75-82
J26	at Valdosta State	a	L	61-68
J28	Albany State	h	W	74-69
J31	at Georgia Southern	a	L	60-87
F4	Mercer	h	L	70-75
F6	at Duke	a	L	51-74
F10	Wake Forest	h	W	78-62
F12	vs. #16 Virginia (4)	n	L	49-61
F16	at Furman	a	W	83-54
F19	at Mercer	a	W	79-77
F21	Valdosta State	h	L	68-99
F24	Georgia Southern	h	L	64-80
F26	vs. Georgia (1)	n	L	70-89

## BERNADETTE MCGLADE

Head Coach: 1982-88

Seasons: 7

Record: 74-116 (.389)

## 1981-82 (9-16, 2-9 ACC/7th)

Captain: LeeAnn Woodhull

DATE	OPPONENT	H/A	RESULT	SCORE
N14	Shorter	h	W	69-63
N19	Georgia Southwestern	h	W	78-56
N24	Berry	h	L	61-82
N27	at Duke	a	L	50-62
N28	at North Carolina	a	L	58-81
D1	Covenant	h	W	75-36
D4	at #16 Georgia	a	L	43-86
D14	at Clemson	a	L	50-72
J4	#7 NC State	h	L	62-76
J9	Vanderbilt	h	L	74-80
J11	West Georgia	h	W	57-55
J16	at Virginia	a	L	45-75
J19	Georgia State	h	W	57-51
J23	North Carolina	h	L	64-68
J24	East Carolina	h	L	46-80
J28	Miss. Univ for Women	h	W	75-59
J30	at #5 NC State	a	L	48-75
J31	at Wake Forest	a	W	64-53



# YEAR BY YEAR RESULTS

F3	Mercer	h	L	47-69
F6	Duke	h	W	64-61
F8	#15 Georgia	h	L	52-69
F15	Virginia	h	L	51-56
F17	at #9 Maryland	a	L	64-77
F20	at Georgia State	a	W	71-67
F26	vs. Clemson (3)	n	L	54-62

## 1982-83 (10-19, 2-11 ACC/7th)

Captains: LeeAnn Woodhull, Rochelle Laudenslager

DATE	OPPONENT	H/A	RESULT	SCORE
N21	at Virginia	a	L	59-80
N23	Alabama	h	L	56-63
N26	at Kennesaw St.	a	W	68-55
N29	Covenant (Forfeit)		W	2-0
D2	Georgia Southwestern	h	W	74-60
D4	at #12 Georgia	a	L	56-90
D15	at #3 Maryland	a	L	54-88
D18	vs. Villanova (6)	n	L	59-68
D19	vs. Pennsylvania (6)	n	W	67-59
J3	Duke	h	L	43-55
J6	North Carolina	h	L	58-99
J8	#19 NC State	h	L	61-83
J10	#3 Maryland	h	L	57-69
J13	North Georgia	h	W	88-51
J19	Georgia State	h	L	69-73
J24	at #20 NC State	a	L	61-77
J27	Clemson	h	L	67-79
J29	at North Carolina	a	L	58-96
J31	at Duke	a	L	40-80
F5	at Clemson	a	L	66-84
F7	at Georgia State	a	L	64-69
F12	at Mercer	a	L	67-71
F14	Virginia	h	W	55-54
F17	Stetson	h	W	70-53
F23	Wake Forest	h	W	93-72
F25	Drake (7)	n	L	63-83
F26	vs. South Florida (7)	n	W	82-65
F27	vs. Pennsylvania (7)	n	W	75-58
M4	vs. North Carolina (3)	n	L	80-85

## 1983-84 (9-19, 1-13 ACC/8th)

Captains: Mary Lou Jicka, Mary Rucker, Kate Brandt

DATE	OPPONENT	H/A	RESULT	SCORE
N25	vs. Miss Univ for Women (9)	n	W	76-61
N26	Stetson (9)	h	W	96-73
N30	at Alabama	a	L	49-79
D2	#3 Georgia (38)	n	L	52-89
D14	at #9 Maryland	a	L	59-80
D16	vs. West Virginia (10)	n	L	78-86 (OT)
D17	vs. Georgia State (10)	n	W	80-43
D18	at South Florida (10)	a	W	68-56
D21	at Stetson	a	W	69-62
J4	#12 NC State	h	L	52-65
J7	Duke	h	L	72-74
J11	at #17 Clemson	a	L	70-82
J16	#17 Maryland	h	L	48-67
J18	Queens College	h	W	84-56
J23	#16 Virginia	h	L	65-75
J25	#17 Clemson	h	L	72-79
J28	at North Carolina	a	L	73-81
J31	Georgia State	h	W	83-70
F4	at Wake Forest	a	L	70-79
F5	at East Carolina	a	L	56-61 (OT)
F9	at Georgia State	a	L	56-59
F11	at Duke	a	L	61-69
F13	at NC State	a	L	63-78
F18	at #11 Virginia	a	L	50-89
F20	#18 North Carolina	h	L	75-95
F23	South Florida	h	W	61-46
F25	Wake Forest	h	W	77-74
M2	vs. #15 Virginia (11)	n	L	58-75

## 1984-85 (11-16, 0-14 ACC/8th)

Captain: Cindy Cochran

DATE	OPPONENT	H/A	RESULT	SCORE
N21	Colorado	h	W	76-56
N27	Presbyterian	h	W	86-70
N29	#1 Georgia	h	L	69-100
D1	Converse	h	W	116-31
D12	at Maryland	a	L	52-68
D28	vs. Fordham (12)	n	W	77-56
D29	vs. Wagner (12)	n	W	81-70

J3	NC State	h	L	70-87
J5	at Wake Forest	a	L	49-54
J7	Arizona	h	W	65-59
J9	Clemson	h	L	81-84 (OT)
J12	Duke	h	L	58-65
J14	Maryland	h	L	67-69
J19	North Carolina	h	L	68-88
J21	#17 Virginia	h	L	47-71
J25	at Duke	a	L	67-75
J27	at North Carolina	a	L	50-81
J30	West Georgia	h	W	69-67
F3	at #20/#22 NC State	a	L	73-83
F7	at Georgia State	a	W	69-68 (OT)
F9	Wake Forest	h	L	55-77
F11	at Clemson	a	L	75-95
F13	Georgia Southern	h	W	75-57
F16	at #17/#17 Virginia	a	L	67-97
F22	Western Carolina (9)	h	W	83-61
F23	Georgia State (9)	h	W	80-75
M1	vs. #14/#14 NC State (11)	n	L	60-87

## 1985-86 (10-17, 1-13 ACC/8th)

Captains: Tory Ehle, Kristen Weinert

DATE	OPPONENT	H/A	RESULT	SCORE
N22	at Richmond	a	W	77-59
N24	at #18/#16 Virginia	h	L	52-86
N29	South Florida (9)	h	W	95-69
N30	Chattanooga (9)	h	L	69-76
D2	Presbyterian	h	W	124-56
D4	at #2/#2 Georgia	a	L	58-93
D16	Clemson	h	L	80-90
D21	at Maryland	a	L	65-80
D31	Furman	h	W	85-81
J2	#18/#18 NC State	h	L	69-77
J4	Marshall	h	W	83-81
J11	Duke	h	L	69-78
J13	Maryland	h	W	73-66
J18	at Clemson	a	L	73-84
J22	Columbia	h	W	87-69
J25	at #18/NR Duke	a	L	61-77
J27	at #16/#16 North Carolina	a	L	65-88
F1	Wake Forest	h	L	60-73
F5	at Chattanooga	a	W	82-77
F7	at NC State	a	L	57-92
F9	at Wake Forest	a	L	62-75
F13	Georgia Southern	h	W	79-71
F15	#5/#5 Virginia	h	L	64-82
F20	UAB	h	W	67-66
F22	#17/#18 North Carolina	h	L	81-92 (OT)
F24	Georgia State	h	L	75-80
M1	vs. #3/#3 Virginia (11)	n	L	64-90

## 1986-87 (14-13, 5-9 ACC/6th)

Captains: Tory Ehle, Marielle Walker

DATE	OPPONENT	H/A	RESULT	SCORE
N28	UC-Santa Barbara (13)	h	W	84-48
N29	Seton Hall (13)	h	W	72-65
D2	Chattanooga	h	W	69-60
D5	vs. Florida (14)	n	W	82-72
D6	vs. UAB (14)	n	W	77-65
D15	vs. Utah State (15)	n	W	106-40
D16	vs. Pepperdine (15)	n	W	79-77
D30	Auburn-Montgomery	h	W	74-58
J2	NR/#22 North Carolina	h	L	75-80
J6	#20/#19 Maryland	h	W	81-80 (OT)
J10	at #13/#13 NC State	a	L	63-74
J12	at Wake Forest	a	W	95-82
J15	at Georgia Southern	a	L	65-75
J17	#4/#4 Virginia	h	L	66-76
J22	at Clemson	a	W	81-78
J24	at North Carolina	a	L	81-86
J26	at Duke	a	L	66-85
J29	#10/#10 Georgia	h	L	57-72
F2	at #3/#3 Tennessee	a	L	74-100
F4	Western Carolina	h	W	85-47
F7	Duke	h	L	72-86
F11	at #8/#9 Virginia	a	L	56-78
F14	Wake Forest	h	W	72-70
F16	at Maryland	a	L	76-93
F21	#13/#15 NC State	h	L	69-78
F23	Clemson	h	W	82-66
F28	vs. North Carolina (11)	n	L	54-64

## 1987-88 (11-16, 3-11 ACC/7th)

Captains: Marielle Walker, Mandy Miller, Ida Neal

DATE	OPPONENT	H/A	RESULT	SCORE
N27	UAB (13)	h	W	101-75
N28	Monmouth (13)	h	W	76-70
D2	at #11/#10 Georgia	a	L	71-92
D5	vs. VCU (16)	n	W	73-63
D6	vs. Fordham (16)	n	W	79-78
D14	Southern	h	L	66-69
D19	at Marist	a	W	66-45
D20	at Iona	a	W	108-88
J3	at #16/#15 Maryland	a	L	80-83
J9	NC State	h	W	94-74
J11	#4/#4 Tennessee	h	L	79-96
J15	at #11/#11 Duke	a	L	71-77 (OT)
J17	at North Carolina	a	L	74-82
J20	at #7/#7 Virginia	a	L	69-90
J23	#20/#23 Wake Forest	h	L	66-71
J27	at Clemson	a	L	72-94
J30	#17/#17 Duke	h	L	71-80
F3	Clemson	h	L	74-90
F5	at NC State	a	W	83-74
F7	at #16/#17 Wake Forest	a	L	79-87
F10	Auburn-Montgomery	h	W	89-72
F13	North Carolina	h	W	76-74
F16	#13/#13 Maryland	h	L	70-92
F22	Coastal Carolina	h	W	92-60
F25	#9/#10 Virginia	h	L	68-91
F28	at Chattanooga	a	L	76-79
M5	vs. #11/#12 Maryland (11)	n	L	74-102

## AGNUS BERENATO

Head Coach: 1989-2003

Seasons: 15

Record: 223-209 (.516)

## 1988-89 (14-14, 5-9 ACC/6th)

Captains: Ida Neal, Tonia Rodd

DATE	OPPONENT	H/A	RESULT	SCORE
N25	Winthrop (13)	h	W	83-61
N26	Richmond (13)	h	W	84-80 (2OT)
N28	#3/#3 Georgia	h	L	58-73
D2	vs. Georgia Southern (17)	n	L	60-61
D3	vs. UNC Asheville (17)	n	W	78-63
D13	Appalachian State	h	L	59-83
D17	vs. Howard (18)	n	W	87-82
D18	vs. Maine (18)	n	W	82-62
J2	Chattanooga	h	W	74-71
J4	#5/#5 Maryland	h	L	60-85
J7	at #19/#19 NC State	a	L	70-100
J8	at Wake Forest	a	L	57-85
J14	North Carolina	h	W	87-81
J18	at Clemson	a	L	56-83
J21	#13/#16 Virginia	h	W	105-80
J25	Mercer	h	W	89-70
J28	at Duke	a	W	97-94 (OT)
J29	at North Carolina	a	W	97-89
F1	Western Carolina	h	W	69-46
F4	at #15/#16 Virginia	a	L	74-91
F6	at #6/#4 Maryland	a	L	74-106
F11	Wake Forest	h	W	88-82
F13	Auburn-Montgomery	h	W	80-57
F15	at #3/#3 Tennessee	a	L	71-88
F18	#13/#13 NC State	h	L	79-87
F22	NR/#25 Clemson	h	L	62-89
F25	Duke	h	L	71-78
M4	vs. NR/#25 Clemson (11)	n	L	74-94

## 1989-90 (13-17, 4-10 ACC/6th)

Captains: Theresa Gernatt, Sheila Wagner

DATE	OPPONENT	H/A	RESULT	SCORE
N24	Tennessee State (19)	h	W	93-61
N25	Furman (19)	h	L	92-108
N29	at #4/#4 Georgia	a	L	70-85
D2	vs. Loyola Marymount (16)	n	W	81-53
D3	vs. Lafayette (16)	n	W	89-64
D13	at Mercer	a	W	87-52
D16	at Santa Clara	a	L	66-69
D18	at San Francisco	a	L	67-85
D19	at Pacific	a	L	68-88

# YEAR BY YEAR RESULTS

D31	at Chattanooga	a	W	94-82
J2	#6/#8 NC State	h	W	79-78
J6	Wake Forest	h	L	52-70
J8	Auburn-Montgomery	h	W	89-63
J11	at North Carolina	a	W	90-73
J13	at Duke	a	L	68-72
J18	#15/#15 Maryland	h	W	70-68
J20	at #9/#9 Virginia	a	L	77-97
J24	at Clemson	a	L	69-77
J27	Duke	h	W	78-74
J30	at #23/#23 Maryland	a	L	52-83
F3	#12/#12 Virginia	h	L	65-94
F7	Mercer	h	W	83-66
F10	North Carolina	h	L	77-81
F12	NR/#25 Clemson	h	L	75-80
F16	at #9/#9 NC State	a	L	55-80
F18	at Wake Forest	a	L	59-73
F23	vs. Temple (7)	n	L	79-87
F24	vs. Southern Utah (7)	n	W	87-75
F25	vs. Boise State (7)	n	W	93-66
M3	vs. Virginia (11)	n	L	65-73

## 1990-91 (15-13, 3-11 ACC/7th)

Captains: Theresa Gernatt, Karen Lounsbury

DATE	OPPONENT	H/A	RESULT	SCORE
N23	UNC-Wilmington (20)	h	W	101-79
N24	East Tenn. St. (20)	h	W	89-62
N30	vs. South Florida (21)	n	W	98-58
D1	Minnesota (21)	a	W	84-69
D5	at Rider	a	W	114-72
D8	vs. William & Mary (22)	n	W	78-60
D9	vs. Temple (22)	n	W	83-68
D20	vs. Campbell (23)	n	L	75-82
D21	at Furman (23)	a	W	89-85
D30	Winthrop	h	W	124-47
J2	Western Carolina	h	W	94-71
J4	at #2/#2 NC State	a	L	79-97
J6	at Wake Forest	a	L	72-85
J9	North Carolina	h	W	101-86
J13	Maryland	h	L	66-68
J16	Chattanooga	h	W	98-73
J19	#1/#1 Virginia	h	L	72-98
J23	#21/#20 Clemson	h	L	61-63
J26	Duke	h	L	79-93
F2	at #1/#1 Virginia	a	L	94-98
F4	at Maryland	a	L	79-93
F7	Wake Forest	h	W	74-67
F11	at #23/#20 Clemson	a	L	64-76
F16	#7/#8 NC State	h	L	74-98
F19	Mercer	h	W	85-61
F22	at North Carolina	a	W	83-63
F24	at Duke	a	L	76-89
M2	vs. Maryland (11)	n	L	73-91

## 1991-92 (20-13, 6-10 ACC/7th)

### NWIT CHAMPIONS

Captains: Allison Echols, Sheila Wagner

DATE	OPPONENT	H/A	RESULT	SCORE
N22	vs. Alcorn State (14)	n	W	98-69
N23	vs. UAB (14)	n	L	72-91
N29	Rider (20)	h	W	115-64
N30	Chattanooga (20)	h	W	114-57
D5	at Army	a	W	71-55
D7	at Marist	a	W	93-63
D11	at Florida State	a	W	70-68
D28	Boston College (24)	n	W	97-61
D29	vs. Santa Clara (24)	n	W	64-61
D30	at Miami (Fla.) (24)	n	L	63-78
J3	at Duke	a	L	76-80
J5	at North Carolina	a	L	69-83
J8	Wake Forest	h	W	74-56
J11	Florida State	h	L	66-77
J15	Coppin State	h	W	100-42
J17	#16/#15 NC State	h	W	83-72
J22	#15/#15 Clemson	h	L	69-73
J25	at #2/#2 Virginia	a	L	74-79
J27	at #1/#1 Maryland	a	L	54-75
F4	at #15/#15 Clemson	a	W	59-57
F8	#2/#2 Virginia	h	L	62-86
F14	at Appalachian St.	a	W	95-73
F17	#4/#1 Maryland	h	L	63-71
F21	at Wake Forest	a	W	83-66
F23	at NC State	a	L	70-86

F29	#25/NR North Carolina	h	L	70-73
M2	Duke	h	W	75-53
M7	vs. #4/#5 Maryland (25)	n	W	68-67
M8	vs. #20/#20 Clemson (25)	n	W	74-73
M9	vs. #1/#1 Virginia (25)	n	L	69-70
M26	vs. Wisc.-Green Bay (26)	n	W	78-77
M27	vs. Nebraska (26)	n	W	73-68
M28	vs. Hawaii (26)	n	W	90-72

## 1992-93 (16-11, 8-8 ACC/t-4th)

### NCAA Tournament First Round

Captains: Laura Kauffman, Joyce Pierce

DATE	OPPONENT	H/A	RESULT	SCORE
D4	Hofstra (20)	h	W	111-62
D5	Mercer (20)	h	W	82-59
D13	at Minnesota	a	W	82-62
D16	Clemson (38)	h	W	86-68
D18	Appalachian St.	h	W	110-72
D29	Alabama (27)	n	L	101-103 (OT)
D30	Fordham (27)	n	W	69-68
J5	#15/#14 North Carolina	h	W	73-63
J8	at NC State	a	W	86-79
J10	at Wake Forest	a	L	70-85
J14	#3/#3 Maryland	h	L	66-77
J18	Florida State	h	L	71-79
J23	#10/#10 Virginia	h	L	81-107
J26	at #21/#18 Clemson	a	L	80-85
J29	at Duke	a	W	86-80 (OT)
J31	at #16/#16 North Carolina	a	L	68-72 (OT)
F3	East Tenn. State	h	W	88-55
F5	at #11/#11 Virginia	a	L	53-88
F7	at #7/#9 Maryland	a	L	70-75
F12	at Florida State	a	W	61-46
F16	Furman	h	W	86-72
F19	NC State	h	W	92-89 (2OT)
F21	Wake Forest	h	W	85-72
F24	at Chattanooga	a	W	68-67 (OT)
F26	Duke	h	W	72-67
M6	vs. NR/#24 Clemson (25)	n	L	66-87
M17	at Northwestern (28)	a	L	62-90

## 1993-94 (12-15, 5-11 ACC/7th)

Captains: Renee Wilkinson, Demieta Keener

DATE	OPPONENT	H/A	RESULT	SCORE
D1	Minnesota	h	L	73-77 (OT)
D4	Stetson (20)	h	W	75-56
D5	St. Joseph's (20)	h	W	51-50
D14	at Georgia State (29)	a	W	82-58
D15	#25/#21 Georgia (29)	h	L	52-67
D18	at Florida State	a	W	65-62
D29	at Rider	a	L	66-69
J2	at #20/#20 Maryland	a	L	62-69
J5	Chattanooga	h	W	71-70
J7	NC State	h	W	75-60
J9	Wake Forest	h	W	70-60
J14	at Duke	a	L	59-77
J16	at #4/#4 North Carolina	a	L	51-87
J19	at Furman	a	W	79-63
J22	at #12/#11 Virginia	a	L	75-88
J26	at Clemson	a	L	52-77
J30	Maryland	h	L	46-67
F1	Florida State	h	W	63-51
F6	#10/#11 Virginia	h	L	54-82
F9	at East Tenn. State	a	W	88-73
F12	#3/#3 North Carolina	h	L	79-89
F14	at Mercer	a	W	62-57
F18	at NC State	a	L	53-71
F20	at Wake Forest	a	L	69-70
F25	Clemson	h	L	51-55
F27	Duke	h	W	61-56
M5	vs. #5/#6 North Carolina (25)	n	L	55-78

## 1994-95 (14-16, 5-11 ACC/6th)

Captains: Demieta Keener, Christie Finney

DATE	OPPONENT	H/A	RESULT	SCORE
N28	Furman	h	W	78-60
D2	Butler (20)	h	L	66-67
D3	Cornell (20)	h	W	90-66
D10	Lafayette	h	W	95-38
D12	Georgia Southern (30)	h	W	79-66
D13	#14/#14 Georgia (30)	h	L	81-113
D15	at Chattanooga	a	W	74-71
D19	vs. UCLA (7)	n	L	69-81

D20	at Alaska-Anch. (7)	a	L	85-87
D21	vs. Army (7)	n	W	85-51
D30	at Fairfield	a	W	111-66
J5	Maryland	h	W	82-59
J7	at #4/#4 North Carolina	a	L	62-74
J12	Wake Forest	h	W	83-77
J15	NC State	h	L	67-81
J18	#25/NR Duke	h	L	71-80
J21	#12/#14 at Virginia	a	L	53-73
J23	Florida State	h	L	58-60
J26	at Clemson	a	L	56-68
J30	at Florida State	a	W	68-57
F5	at Maryland	a	W	67-59
F8	#11/#11 North Carolina	h	L	62-84
F11	at Wake Forest	a	L	61-66
F13	Georgia State	h	W	107-62
F16	at NC State	a	L	64-80
F18	at #22/#25 Duke	a	L	68-77
F20	#6/#7 Virginia	h	L	53-61
F22	at Mercer	a	W	82-49
F25	Clemson	h	W	68-60
M3	vs. NC State (25)	n	L	70-88

## 1995-96 (14-13, 5-11 ACC/8th)

Captains: Kisha Ford, Shea Matlock

DATE	OPPONENT	H/A	RESULT	SCORE
N14	Md.-Eastern Shore (20)	h	W	93-43
N25	Illinois (20)	h	W	70-60
D2	vs. New Hampshire (29)	n	W	90-72
D3	at Manhattan (29)	n	W	90-61
D13	Chattanooga	h	W	81-62
D28	Western Carolina (31)	h	W	88-48
D29	Seton Hall (31)	h	W	82-67
J1	Appalachian St.	h	W	95-68
J2	at Maryland	a	L	60-61
J6	North Carolina	h	L	74-78
J10	at Wake Forest	a	L	67-81
J15	at #11/#13 NC State	a	L	63-68
J17	at #13/#16 Duke	a	L	66-78
J20	#7/#7 Virginia	h	L	58-79
J22	Florida State	h	W	97-65
J25	#18/#19 Clemson	h	W	55-38
J29	at Georgia State	a	W	76-60
J31	at Florida State	a	L	85-90 (3OT)
F3	Maryland	h	W	59-30
F7	at North Carolina	a	L	72-88
F11	Wake Forest	h	W	75-65
F14	NC State	h	L	64-73
F17	Duke	h	L	55-70
F20	at Virginia	a	L	62-80
F25	at #17 Clemson	a	W	72-62
F27	at Mercer	a	L	61-64
F29	vs. Florida State (25)	n	L	51-64

## 1996-97 (15-12, 7-9 ACC/7th)

Captains: Kisha Ford, Tiffany Martin

DATE	OPPONENT	H/A	RESULT	SCORE
N25	Mercer	h	W	98-79
N28	Drexel (20)	h	W	84-65
N29	#9/#12 Notre Dame (20)	h	L	69-76
D3	at Appalachian St.	a	W	88-80 (OT)
D12	at #17/#16 Duke	a	L	65-74
D21	at St. Mary's	a	L	59-66
D22	at San Jose State	a	W	68-53
D29	William & Mary (31)	h	W	78-53
D30	Manhattan (31)	h	W	105-63
J2	Maryland	h	W	44-40
J5	#7/#7 NC State	h	W	73-72
J8	at Chattanooga	a	W	72-56
J11	at #16/#15 North Carolina	a	L	53-80
J13	#12/#11 Clemson	h	L	59-67
J16	at #8/#8 Virginia	a	L	53-74
J19	at Wake Forest	a	W	80-65
J22	Florida State	h	W	75-51
J27	#22/#21 Duke	h	L	58-83
J30	#6/#8 North Carolina	h	L	77-80
F4	Georgia State	h	W	76-56
F8	#19/#18 at Clemson	a	L	50-52
F10	at Florida State	a	W	68-60
F13	#9/#8 Virginia	h	W	72-60
F16	Wake Forest	h	W	83-67
F19	at Maryland	a	L	69-73
F23	at NC State	a	L	69-82

# YEAR BY YEAR RESULTS

F28 vs. #13/#10 Virginia (32) n L 63-77

## 1997-98 (11-17, 3-13 ACC/8th)

Captains: Joannah Kauffman, Shea Matlock

DATE	OPPONENT	H/A	RESULT	SCORE
N15	at American	a	L	66-82
N18	at Georgia State	a	W	73-59
N22	at Maryland	a	L	42-74
N24	at Mercer	a	W	70-65 (OT)
N28	Charleston Southern (20)	h	W	87-64
N29	Boston College (20)	h	W	81-79
D1	Chattanooga	h	W	70-42
D3	Davidson	h	L	72-90
D6	#9/#10 Virginia	h	W	84-65
D29	St. Mary's (33)	h	W	69-60 (OT)
D30	#20/20 Auburn (33)	h	L	41-70
J2	#18/#4 NC State	h	L	63-75
J4	at #23/22 Duke	a	L	56-87
J8	#8/7 North Carolina	h	L	48-69
J11	at Wake Forest	a	W	80-60
J18	Florida State	h	L	53-88
J22	at #19/#22 Clemson	a	L	56-79
J24	Belmont	h	W	76-64
J26	Maryland	h	L	57-68
J30	at #16/13 Virginia	a	L	57-93
F1	at #7/9 NC State	a	L	60-85
F5	#14/16 Duke	h	L	55-58
F8	at #5/5 North Carolina	a	L	58-85
F13	Wake Forest	h	W	58-53
F19	at Florida State	a	L	56-77
F22	#19/#9 Clemson	h	L	58-89
F26	vs. Wake Forest (32)	n	W	78-67
F27	vs. #8/10 Duke (32)	n	L	56-100

## 1998-99 (13-14, 6-10 ACC/6th)

Captains: Kenya Williams, Kelly Muir

DATE	OPPONENT	H/A	RESULT	SCORE
N15	American	h	L	67-87
N21	at Davidson	a	W	88-70
N24	Mercer	h	W	78-50
N27	Samford (34)	h	W	96-62
N28	Weber State (34)	h	W	81-46
D3	at #9/8 North Carolina	a	L	68-85
D5	at #17/14 NC State	a	W	74-73
D16	at Chattanooga	a	W	94-60
D19	Georgia State	h	L	56-66
D29	St. Francis, N.Y. (33)	h	W	90-45
D30	Lafayette (33)	h	W	100-52
J2	Florida State	h	W	92-70
J4	at Wake Forest	a	L	72-77
J7	at #13/17 Duke	a	L	46-113
J10	#12/10 Clemson	h	L	56-61
J14	at #22/23 Virginia	a	L	62-82
J18	#5/4 Georgia (35)	n	L	82-88
J21	Maryland	h	W	72-56
J24	#7/6 North Carolina	h	W	91-84
J28	NC State	h	L	73-93
J31	at Florida State	a	W	86-78
F3	Wake Forest	h	W	74-58
F7	#9/11 Duke	h	L	73-74
F11	at #19/19 Clemson	a	L	41-69
F18	#17/17 Virginia	h	L	73-86
F21	at Maryland	a	L	79-92
F27	vs. #13/14 North Carolina (32)	n	L	71-87

## 1999-2000 (17-14, 7-9 ACC/6th)

### WNIT Quarterfinals

Captains: Danielle Donehew, Niesha Butler

DATE	OPPONENT	H/A	RESULT	SCORE
N23	at Georgia State	a	W	75-51
N26	Elon (34)	h	W	85-53
N27	Hofstra (34)	h	W	89-61
N30	#6/6 NC State	h	L	70-80
D4	Clemson	h	W	81-62
D7	Charleston Southern	h	W	103-65
D9	#25 Mississippi St.	h	L	56-71
D19	at Monmouth	a	W	79-68
D21	at St. Francis, N.Y.	a	W	91-60
D29	Western Michigan (33)	h	W	95-89 (OT)
D30	Pittsburgh (33)	h	L	69-75
J3	at Virginia	a	L	70-83
J6	at Wake Forest	a	W	73-62
J9	#14/10 Duke	h	L	45-64

J13	#15/12 North Carolina	h	W	55-44
J16	at Florida State	a	L	64-93
J20	vs. #7/7 Georgia (35)	n	L	58-86
J23	at Maryland	a	W	73-67
J31	at Clemson	a	L	43-72
F3	at #24/23 Virginia	a	L	65-66
F6	Wake Forest	h	W	60-54
F11	at #14/12 Duke	a	L	51-83
F13	at North Carolina	a	L	62-85
F17	Florida State	h	L	74-77
F24	at #14/11 NC State	a	W	69-52
F27	Maryland	h	W	60-49
M4	vs. #15/14 NC State (36)	n	W	71-62
M5	vs. #12/10 Duke (36)	n	L	56-77
M16	Southern Miss (37)	h	W	76-71 (OT)
M18	at Chattanooga (37)	a	W	81-74
M21	at Arkansas (37)	a	L	67-78

## 2000-01 (14-15, 5-11 ACC/8th)

### WNIT First Round

Captains: Niesha Butler, Jaime Kruppa, Alex Stewart

DATE	OPPONENT	H/A	RESULT	SCORE
N24	Cornell (34)	h	W	74-68
N25	Mt. St. Mary's (34)	h	W	102-90
N29	Georgia State	h	W	75-70
D3	at #16/16 Miss. St.	a	L	68-88
D6	at #21/19 NC State	a	L	63-77
D8	vs. #5/6 Georgia (35)	n	L	61-78
D17	Dartmouth	h	W	79-62
D19	at Wagner	a	W	73-50
D21	at Hofstra	a	W	77-74
D29	St. Francis, Pa. (33)	h	W	94-51
D30	Fresno State (33)	h	W	87-56
J2	at North Carolina	a	W	82-75
J5	Florida State	h	L	65-66
J7	NR/#25 Virginia	h	W	70-65
J11	at #5/5 Duke	a	L	83-86
J18	#20/20 Clemson	h	L	64-72
J21	Maryland	h	L	62-66
J25	at Wake Forest	a	L	71-79
J30	Charleston Southern	h	W	94-65
F1	North Carolina	h	L	63-85
F5	at Florida State	a	L	69-89
F8	at NR/#24 Virginia	a	W	87-70
F12	#4/4 Duke	h	L	54-74
F15	#21/20 NC State	h	L	68-74
F19	at NR/#22 Clemson	a	L	49-68
F22	at Maryland	a	W	66-62
F25	Wake Forest	h	W	79-63
M2	vs. North Carolina (36)	n	L	64-79
M15	at Mississippi St. (37)	a	L	73-77

## 2001-02 (15-14, 7-9 ACC/t-5th)

### WNIT First Round

Captains: Nina Barlin, Milli Martinez, Regina Tate

DATE	OPPONENT	H/A	RESULT	SCORE
N16	Kansas State	h	L	70-74
N18	at Long Island	a	W	80-49
N23	UNC Asheville (34)	h	W	88-56
N24	Eastern Washington (34)	h	W	91-36
D1	vs. Arkansas State (39)	n	W	77-52
D2	vs. Southern (39)	n	L	47-56
D5	Florida State	h	L	78-87
D8	at Fordham	a	W	51-49
D18	at Georgia State	a	W	71-68
D27	vs. #10/#8 Georgia (40)	n	L	52-69
D30	#6/#9 Duke	h	L	60-76
J4	at Wake Forest	a	W	65-56
J6	at NC State	a	L	63-75
J10	Virginia	h	W	92-61
J14	Maryland	h	W	61-58
J17	at #17/#17 North Carolina	a	W	81-62
J20	at Florida State	a	W	73-56
J26	Clemson	h	W	83-78
J29	Charleston Southern	h	W	79-52
J31	at #5/#5 Duke	a	L	50-86
F3	Wake Forest	h	L	61-64
F7	NC State	h	W	69-57
F11	at Virginia	a	L	79-85
F14	at Maryland	a	L	70-81
F17	#20/#22 North Carolina	h	L	62-71
F21	at Clemson	a	L	65-68
F23	Morris Brown	h	W	111-40

M2	vs. Virginia (36)	n	L	58-60
M13	vs. Miami (37)	h	L	64-73

## 2002-03 (20-11, 8-8 ACC/t-4th)

### NCAA First Round

Captains: Nina Barlin, Megan Isom, Sonja Mallory

DATE	OPPONENT	H/A	RESULT	SCORE
N15	Charlotte	h	W	67-57
N17	at #5/#5 Kansas St.	a	L	59-83
N26	Long Island	h	W	82-47
N29	ETSU (34)	h	W	85-35
N30	Miami (Ohio) (34)	h	W	78-62
D5	Mercer	h	W	96-50
D15	at UCF	a	W	62-58
D18	Georgia State	h	W	65-46
D21	Fordham	h	W	69-53
D27	vs. #24/#22 Georgia (40)	n	W	65-61
D30	St. John's (33)	h	W	61-53
D31	East Carolina (33)	h	W	88-75
J2	#11/#12 North Carolina	h	L	67-72
J5	at Maryland	a	L	63-71
J13	#1/#1 Duke	h	L	59-79
J16	at Virginia	a	L	63-74
J20	at Florida State	a	L	47-66
J23	Clemson	h	W	89-78 (ot)
J26	NC State	h	W	64-54
J31	at Wake Forest	a	W	74-70
F2	at #7/#6 North Carolina	a	L	64-76
F7	Maryland	h	W	59-51
F13	at #2/#2 Duke	a	L	43-82
F16	Virginia	h	L	54-56
F19	Florida State	h	W	86-56
F23	at Clemson	a	W	78-63
F27	at NC State	a	W	78-60
M3	Wake Forest	h	W	77-60
M8	vs. Florida State (36)	n	W	64-59
M9	vs. #2/#2 Duke (36)	n	L	52-76
M22	vs. Virginia Tech (41)	n	L	59-61

## MACHELLE JOSEPH

Head Coach: 2003-19

Seasons: 16

Record: 311-201 (.607)

## 2003-04 (14-15, 5-11 ACC/8th)

Captains: Megan Isom, Jasmina Pacariz, Alex Stewart, Fallon Stokes

DATE	OPPONENT	H/A	RESULT	SCORE
N21	at Florida Atlantic	a	W	73-62
N27	vs. James Madison (42)	n	W	60-53
N28	vs. West Virginia (42)	n	L	61-75
N29	vs. SW Missouri St. (42)	n	W	78-71
D2	Davidson	h	W	60-54
D6	at Georgia State	a	W	69-64
D14	Central Florida	h	W	70-48
D18	at Old Dominion	a	L	56-67
D21	at Princeton	a	W	67-66
D27	vs. #11/#12 Georgia (40)	n	L	62-78
D30	William & Mary (33)	h	W	67-57
D31	Florida A&M (33)	h	W	84-45
J2	Florida State	h	W	66-59
J8	#1/#2 Duke	h	L	45-77
J12	at Virginia	a	L	59-60
J15	at Maryland	a	L	87-91
J18	Clemson	h	L	61-75
J22	at #13/#11 North Carolina	a	L	56-63
J25	at Florida State	a	W	73-62
J29	Wake Forest	h	L	55-57
F1	at NC State	a	L	71-75
F7	at #2/#2 Duke	a	L	41-81
F12	Virginia	h	W	65-55
F15	Maryland	h	W	58-57
F19	at Clemson	a	L	47-59
F23	#11/#15 North Carolina	h	L	46-58
F26	NC State	h	W	76-61
F29	at Wake Forest	h	L	61-63
M5	vs. Wake Forest (36)	n	L	59-61



# YEAR BY YEAR RESULTS

## 2004-05 (13-14, 4-10 ACC/8th)

Captains: Megan Harping, Kasha Terry, Jessica Williams

DATE	OPPONENT	H/A	RESULT	SCORE
N19	Georgia State	h	W	72-30
N23	Old Dominion	h	W	71-64
N28	Princeton	h	W	60-50
D3	#6/#6 Georgia	h	W	55-49
D5	Grambling State	h	W	66-52
D12	at Tulsa	a	L	47-55
D17	at St. John's	a	L	65-69
D21	Samford	h	W	64-52
D30	Mississippi Valley State (33)	h	W	74-41
D31	Alcorn State (33)	h	W	62-43
J3	UAB	h	W	74-49
J6	at Florida State	a	W	59-58
J10	Virginia	h	L	38-61
J13	#15/#17 Maryland	h	L	65-72
J17	at #1/#1 Duke	a	L	59-82
J23	at Miami	a	W	62-46
J26	Clemson	h	W	53-48
J30	#12/#5 North Carolina	h	L	41-55
F3	at #20/#21 Maryland	a	L	67-84
F6	at Wake Forest	a	W	40-37
F10	#23/#24 NC State	h	L	59-83
F13	Arkansas (43)	n	L	59-71
F16	at Virginia Tech	a	L	48-73
F20	#3/#4 Duke	h	L	55-73
F24	at Clemson	a	L	49-58
F27	Florida State	h	L	49-51
M4	Miami (36)	n	L	58-60

## 2005-06 (14-15, 2-12 ACC/11th)

Captains: Megan Harping, Kasha Terry, Jessica Williams, Cheytoria Phillips

DATE	OPPONENT	H/A	RESULT	SCORE
N18	at UAB	a	W	68-55
N20	Arkansas-Pine Bluff	h	W	74-36
N23	College of Charleston	h	W	66-50
N27	Appalachian State	h	W	68-45
N30	at Georgia State	a	W	60-51
D4	at #17/#17 Georgia	a	L	66-72
D9	San Diego	h	W	56-51
D18	Tulsa	h	W	54-38
D20	Longwood	h	W	81-41
D22	Troy	h	W	69-43
D30	Alabama State(33)	h	W	76-46
D31	UMass (33)	h	W	57-43
J5	Miami	h	L	63-75
J8	at Clemson	a	L	63-72
J11	#2/#2 Duke	h	L	59-67
J15	vs. Kentucky (43)	n	L	62-66
J18	at #4/#3 North Carolina	a	L	56-85
J22	Wake Forest	h	W	66-61
J26	at #6/#6 Maryland	a	L	71-79
J29	Clemson	h	W	83-64
F2	Florida State	h	L	54-59
F5	#1/#1 North Carolina	h	L	56-75
F9	at #21/#22 Boston College	a	L	55-57
F12	at NC State	a	L	53-65
F19	Virginia Tech	h	L	54-70
F23	at Virginia	a	L	51-57
F26	at Miami	a	L	85-90 (20T)
M2	vs. Miami (36)	n	W	79-62
M3	vs. Maryland (36)	n	L	66-71

## 2006-07 (21-12, 9-5 ACC/6th)

### NCAA Second Round

Captains: Janie Mitchell, Chioma Nnamaka

DATE	OPPONENT	H/A	RESULT	SCORE
N10	Mercer	h	W	87-48
N14	at Appalachian State	a	W	79-53
N16	Georgia State	h	W	83-41
N20	at Temple	a	L	62-76
N24	at San Diego	a	L	59-62
D3	#8/#8 Georgia	h	L	69-79
D6	Kennesaw State	h	W	81-43
D10	Jacksonville	h	W	79-57
D18	at Northwestern	a	W	82-68
D20	at College of Charleston	a	W	82-50
D29	Alcorn State (33)	h	W	76-54
D30	Mississippi State (33)	h	L	56-62
J2	#2/#2 North Carolina	h	L	57-69

J4	Winston-Salem State	h	W	73-43
J7	at Clemson	a	W	63-57
D10	Jacksonville	h	W	79-57
D18	at Northwestern	a	W	82-68
D20	at College of Charleston	a	W	82-50
D29	Alcorn State (33)	h	W	76-54
D30	Mississippi State (33)	h	L	56-62
J2	#2/#2 North Carolina	h	L	57-69
J4	Winston-Salem State	h	W	73-43
J7	at Clemson	a	W	63-57
J10	at #3/#3 Duke	a	L	51-83
J15	Miami	h	W	52-37
J18	at North Carolina	a	L	31-78
J21	vs. #14/#11 Vanderbilt (43)n	n	L	55-72
J25	Boston College	a	W	60-49
J28	at Wake Forest	a	W	58-45
F1	#4/#4 Maryland	h	W	77-72
F5	at Virginia Tech	a	L	68-73
F9	at Florida State	a	L	52-63
F11	NC State	h	W	69-62
F15	at Miami	a	W	66-45
F19	Clemson	h	W	62-59
F22	Virginia	h	W	73-49
F25	Longwood	h	W	75-46
M1	vs. Miami (36)	n	W	66-52
M2	vs. #6/#5 Maryland (36)	n	L	59-75
M17	vs. DePaul (44)	n	W	55-54
M19	vs. Purdue (44)	n	L	63-76

## 2007-08 (22-10, 7-7 ACC/5th)

### NCAA First Round

Captains: Jill Ingram, Janie Mitchell, Chioma Nnamaka, Jacqua Williams

DATE	OPPONENT	H/A	RESULT	SCORE
N9	Davidson	h	W	69-50
N13	at Tulane	a	W	66-61
N18	Temple	h	W	59-49
N21	Northwestern	h	W	55-46
N28	at Iowa	a	W	76-57
D2	at #7/8 Georgia	a	L	64-71
D6	South Carolina Upstate	h	W	92-45
D9	Georgia Southern	h	W	78-50
D16	at Mississippi State	a	W	70-58
D18	at Mississippi Valley State	a	W	79-67
D22	at Georgia State	a	W	79-67
D29	Chicago State (33)	h	W	57-31
D30	Kennesaw St. (33)	h	W	83-68
J2	Jackson State	h	W	79-42
J5	at #4/4 North Carolina	a	L	78-99
J10	Wake Forest	h	W	57-47
J13	Miami	h	W	68-65
J17	at NC State	a	W	67-63
J20	at #4/4 Maryland	a	L	95-99 (20T)
J24	#10/10 Duke	h	L	47-73
J31	Clemson	h	W	77-59
F3	Florida State	h	W	83-73
F7	at Miami	a	L	52-54
F10	#3/3 North Carolina	h	L	61-75
F12	Savannah State	h	W	82-28
F18	at Boston College	a	L	53-62
F24	at Clemson	a	W	74-58
F29	Virginia Tech	h	W	76-43
M2	at Virginia	a	L	101-103 (20T)
M6	vs. Miami (36)	n	W	76-49
M7	vs. #25/25 Virginia (36)	n	L	43-52
M22	vs. Iowa State (45)	n	L	55-58

## 2008-09 (22-10, 8-6 ACC/5th)

### NCAA Second Round

Captains: Alex Montgomery, Jacqua Williams

DATE	OPPONENT	H/A	RESULT	SCORE
N14	Troy	h	W	73-49
N16	at #1/1 Connecticut	a	L	71-82
N19	Kennesaw State	h	W	77-49
N22	Mississippi Valley State	h	W	72-37
N26	Georgia State	h	W	74-56
N29	vs. #9/11 Texas (46)	n	L	68-76
N30	vs. Tennessee Tech (46)	n	W	68-56
D3	#21/24 Michigan State	h	W	70-57
D5	Georgia	h	W	57-42
D13	vs. Oregon (47)	n	W	74-59
D18	vs. Winthrop (48)	n	W	65-27
D20	vs. UT-Arlington (48)	n	W	63-56

D30	Florida A&M	h	W	77-42
J4	Tulane	h	W	69-52
J8	Boston College	h	L	64-65 (OT)
J12	at Miami	a	W	68-50
J18	at Florida State	a	L	49-59
J22	#2/3 North Carolina	h	W	66-62
J25	at #4/8 Duke	a	L	34-60
J29	Miami	h	W	68-42
F1	Clemson	h	W	49-41
F3	at Wake Forest	a	L	60-68
F8	NC State	h	W	67-54
F11	at Savannah State	a	W	89-34
F15	at #8/7 North Carolina	a	L	50-73
F19	Maryland	h	L	79-87
F22	at Clemson	a	W	89-54
F26	at Virginia Tech	a	W	73-68 (OT)
M1	#22/19 Virginia	h	W	74-66
M5	vs. Clemson (36)	n	L	69-81
M22	at Iowa (49)	a	W	76-62
M24	vs. #4/4 Oklahoma (49)	n	L	50-69

## 2009-10 (23-10, 8-6 ACC/4th)

### NCAA First Round

Captains: Brigitte Ardossi, Deja Foster, Alex Montgomery

DATE	OPPONENT	H/A	RESULT	SCORE
N13	Winthrop	h	W	63-30
N15	at Oklahoma State	a	L	64-70
N21	Florida Gulf Coast	h	W	58-48
N27	vs. Seton Hall (50)	n	W	57-51
N28	at Long Island (50)	a	W	73-56
D2	at Penn State	a	W	64-60
D6	at #13/16 Georgia	a	L	50-56
D13	Mississippi Valley State	h	W	89-41
D16	Oregon	h	W	87-69
D18	at Kennesaw State	a	W	94-48
D20	Arizona	h	W	70-48
D22	at Georgia State	a	W	62-50
D28	vs. Hampton (51)	n	W	63-54
D29	at Florida International	a	W	68-57
J2	Army	h	W	76-47
J6	at #7/7 North Carolina	a	L	78-89
J11	Clemson	h	W	72-58
J14	Wake Forest	h	W	72-66
J17	at Boston College	a	L	51-77
J21	Savannah State	h	W	80-51
J24	at #25/22 Virginia	a	L	55-57
J27	Miami	h	W	80-73 (OT)
J31	Virginia Tech	h	W	61-47
F5	at Maryland	a	W	61-60
F8	at Clemson	a	W	68-53
F15	#10/10 Florida State	h	L	59-69
F19	#8/7 Duke	h	L	50-64
F21	at Miami	a	W	77-73
F26	North Carolina	h	W	64-57
J28	at Nc State	a	L	46-54
M5	vs. Wake Forest (36)	n	W	52-45
M6	vs. #9/8 Duke (36)	n	L	55-67
M21	vs. Arkansas Little Rock (52)n	n	L	53-63

## 2010-11 (24-11, 9-5 ACC/t-4th)

### NCAA Second Round

Captains: Deja Foster, Alex Montgomery, Metra Walthour

DATE	OPPONENT	H/A	RESULT	SCORE
N12	Georgia State	h	W	66-56
N14	at Old Dominion	a	L	63-65
N17	Kennesaw State	h	W	79-60
N19	Prairie View A&M	h	W	61-37
N21	#1/1 Connecticut	h	L	51-71
N25	vs. #12/12 Georgetown (42) n	n	L	58-67
N26	vs. #4/4 Tennessee (42)	n	L	42-66
N27	vs. Missouri (42)	n	W	61-46
D1	Northwestern	h	W	67-63
D3	Middle Tennessee State	h	W	68-48
D5	#21/22 Georgia	h	W	69-53
D21	at Portland State	a	W	69-53
D23	at Washington	a	W	60-27
D28	Mercer	h	W	101-44
D30	Tennessee State	h	W	82-11
J2	Jacksonville State	h	W	81-52
J6	#8/8 North Carolina	h	W	71-70
J9	at Clemson	a	W	64-53
J13	Virginia	h	W	68-48
J17	at Wake Forest	a	W	54-46

# YEAR BY YEAR RESULTS

J21	at #3/3 Duke	a	L	32-69
J23	Boston College	h	W	67-54
J27	at Virginia Tech	a	W	78-57
J30	at #16/22 Miami	a	L	74-84 (OT)
F3	#12/10 Maryland	h	L	53-56
F11	at #19/15 Florida State	a	L	60-73
F13	NC State	h	W	74-65
F17	Clemson	h	W	72-46
F24	at #13/16 North Carolina	a	W	64-57
F27	#12/14 Miami	h	L	59-70
M3	vs. Virginia Tech (36)	n	W	81-58
M4	vs. #13/15 Maryland (36)	n	W	70-64
M5	vs. #8/7 Duke (36)	n	L	66-74
M19	vs. Bowling Green (53)	n	W	69-58
M21	vs. #18/24 Ohio State (53)	a	L	60-67

## 2011-12 (26-9, 12-4 ACC/t-3rd)

### NCAA Sweet 16

Captains: LaQuanisha Adams, Mo Bennett, Sasha Goodlett, Chelsea Regins, Metra Walhour

Home games played at the Arena at Gwinnett Center, finale vs. Clemson played at Morehouse College

DATE	OPPONENT	H/A	RESULT	SCORE
N11	Alabama State	h	W	97-37
N13	Old Dominion	h	W	87-56
N19	at Marquette	a	W	74-63
N22	Kennesaw State	h	W	94-51
N25	vs. #13/13 Rutgers (54)	n	L	40-59
N26	vs. RV/18 Green Bay (54)	n	L	62-67 (OT)
N30	Nebraska	h	W	73-57
D4	at #15/14 Georgia	a	L	68-75
D11	at Middle Tennessee State	a	W	58-47
D16	at Georgia State	a	W	85-50
D19	vs. SIU-Edwardsville (48)	n	W	80-38
D21	vs. Central Arkansas (48)	n	W	67-61
D29	North Carolina A&T	h	W	74-57
J2	at NC State	a	W	76-66
J6	at #5/5 Maryland	a	L	74-77
J9	#13/13 Miami	h	L	65-77
J12	Wake Forest	h	W	71-67
J15	at Boston College	a	W	68-58
J18	#5/5 Duke	h	L	62-79
J22	at Florida State	a	W	79-55
J25	Virginia	h	W	63-53
J29	at Clemson	a	W	63-54
F2	NC State	h	W	75-68 (OT)
F6	#8/10 Maryland	h	L	56-64
F12	at #23 North Carolina	a	W	56-54
F16	at Wake Forest	a	W	67-52
F19	Boston College	h	W	85-48
F23	at Virginia Tech	a	W	76-66
F26	Clemson	h	W	62-50
M3	vs. North Carolina (36)	n	W	54-53
M4	vs. NC State (36)	n	W	87-61
M5	vs. #6/5 Maryland (36)	n	L	65-68
M18	vs. Sacred Heart (55)	n	W	76-50
M20	vs. #17/16 Georgetown (55)	n	W	76-64
M24	vs. #1/1 Baylor (45)	n	L	68-83

## 2012-13 (14-16, 7-11 ACC/t-7th)

First season at McCamish Pavilion

DATE	OPPONENT	H/A	RESULT	SCORE
N11	#20/16 Tennessee	h	L	71-54
N13	Kennesaw State	h	W	80-51
N18	Marquette	h	W	76-72
N23	vs. Syracuse (54)	n	L	75-72 (OT)
N24	vs. UW-Milwaukee (54)	n	W	66-57
N28	at #14/13 Purdue	a	L	85-73
D2	#8/9 Georgia	h	L	60-50
D6	at #4/4 Duke*	a	L	85-52
D16	Alcorn State	h	W	76-49
D21	Washington	h	W	52-44
D29	vs. Quinnipiac (51)	n	W	74-57
D30	at FIU (51)	a	W	65-63
J3	#19/21 Florida State*	h	L	85-78
J6	at Clemson*	a	W	81-59
J10	Virginia*	h	L	62-51
J13	at #11/20 North Carolina*	a	L	79-58
J17	at Miami*	a	L	71-65
J20	#10/10 Maryland*	h	L	66-57
J25	at #22/21 Florida State*	a	L	76-71
J27	NC State*	h	L	78-66
J31	Wake Forest*	h	W	89-82 (OT)

F3	at Virginia*	a	W	65-62
F8	Virginia Tech*	h	L	63-61
F10	#16/18 North Carolina*	h	L	60-58
F17	at NC State*	a	W	79-70
F21	at Wake Forest*	a	W	82-64
F24	Miami*	h	W	68-64
F28	Clemson*	h	W	74-48
M3	at Boston College*	a	L	74-68
M7	vs. Wake Forest (36)	n	L	86-67

## 2013-14 (20-12, 9-7 ACC/7th)

### NCAA First Round

Captains: Shayla Bivins, Kaela Davis, Aaliyah Whiteside

DATE	OPPONENT	H/A	RESULT	SCORE
N8	Coppin State	h	W	79-57
N10	Western Carolina	h	W	87-47
N17	at #4/3 Tennessee	a	L	87-76
N24	at #23/21 Georgia	a	L	63-56
N29	vs. Southern Utah (56)	n	W	85-60
N30	vs. McNeese State (56)	n	W	69-60
D4	Illinois	h	W	93-69
D7	Alabama A&M	h	W	93-56
D17	Portland State	h	W	104-54
D20	RV/RV UTEP (57)	n	W	102-77
D21	#13/16 Oklahoma St. (57)	n	L	68-60
D29	Alabama State	h	W	99-58
D30	Hampton University	h	W	89-70
J5	#4/4 Duke*	h	L	64-47
J8	at Clemson*	a	W	89-68
J12	at RV/RV Syracuse*	a	L	76-70
J16	Wake Forest*	h	W	79-63
J19	at #6/6 Maryland*	a	L	92-81
J23	at Virginia Tech*	a	W	73-52
J26	#23/24 NC State*	h	L	80-73
J30	Clemson*	h	L	80-79 (OT)
F3	at Pittsburgh*	a	W	77-66
F6	#13/11 North Carolina*	h	W	94-91
F9	at Miami*	a	W	89-87
F14	Virginia*	h	W	95-76
F17	at #2/2 Notre Dame*	a	L	87-72
F23	#8/9 Maryland*	h	L	79-62
F27	at Florida State*	a	W	86-78
M2	Boston College*	h	W	84-74
M6	vs. Virginia (36)	n	W	77-76
M7	vs. #10/10 Duke (36)	n	L	82-52
M23	at LSU (58)	a	L	98-78

## 2014-15 (19-15, 7-9 ACC/t-9th)

### WNIT Second Round

Captains: Kaela Davis, Roddrika Rogers, Sydney Wallace, Aaliyah Whiteside

DATE	OPPONENT	H/A	RESULT	SCORE
N14	at Loyola Chicago	a	W	102-44
N16	Morgan State	h	W	92-57
N19	Kennesaw State	h	W	105-76
N23	#24/rv Georgia	h	L	57-64
N25	Grambling State	h	W	97-64
N28	rv/rv Green Bay (59)	n	L	50-71
N29	Villanova (59)	n	W	71-63
N30	rv/- Minnesota (59)	n	L	69-72
D4	at #16/16 Michigan State	a	L	73-79 (ot)
D14	Central Arkansas	h	W	88-50
D17	Alabama State	h	W	77-53
D20	St. Francis Brooklyn	a	W	65-59
D29	Lipscomb	h	W	71-53
D30	Louisiana Tech	h	W	96-81
J2	#7/6 Louisville*	a	L	48-75
J4	Clemson*	h	W	74-66
J8	at Boston College*	a	W	80-77
J11	at #8/6 North Carolina*	a	L	81-96
J18	Pittsburgh*	h	L	72-75 (ot)
J22	at #6/5 Notre Dame*	a	L	76-89
J25	at Virginia*	a	W	68-62
J30	#9/9 Florida State*	h	L	62-82
F1	Virginia Tech*	h	W	79-71
F8	#25/25 Syracuse*	h	L	60-65
F12	NC State*	h	L	64-65
F15	at Miami*	a	L	59-64
F19	#4/4 Notre Dame*	h	L	61-71
F22	at Clemson*	a	W	71-59
F26	#16/17 Duke*	h	W	71-62
F28	at Wake Forest	a	W	67-60

M4	vs. Clemson (36)	n	W	80-53
M5	vs. #16/12 North Carolina	n	L	64-84
M19	Elon	h	W	69-47
M22	at Ole Miss	a	L	48-63

## 2015-16 (20-13, 8-8 ACC/t-7th)

### WNIT Second Round

DATE	OPPONENT	H/A	RESULT	SCORE
N2	West Georgia (Exh)	H	W	77-35
N13	Loyola Chicago	H	W	84-77
N15	St. Francis Brooklyn	H	W	89-51
N18	Southeastern Louisiana	H	W	102-49
N22	at Georgia	A	L	78-66
N24	Alabama State	H	W	80-54
N26	vs. Northern Iowa (60)	N	L	61-58
N27	vs. High Point (60)	N	W	81-61
D2	at Indiana	A	L	69-60
D5	USC Upstate	H	W	87-46
D13	Samford	H	W	66-55
D15	Prarie View A&M	H	W	96-48
D18	Alabama	H	W	70-58
D20	at IUPUI	A	W	60-50
D30	at #3/3 Notre Dame*	A	L	85-76
J3	Louisville*	H	L	78-65
J7	at NC State*	A	L	65-57
J10	at #19/15 Florida State*	A	L	75-69
J14	North Carolina*	H	W	80-73
J17	Virginia*	H	L	78-67
J24	at Clemson*	A	W	76-63
J28	#3/3 Notre Dame*	H	L	54-42
J31	Boston College*	H	W	62-56
F4	at Virginia Tech*	A	W	51-34
F7	at #23 Syracuse*	A	L	71-52
F11	#19/17 Miami*	H	L	58-55
F14	Clemson*	H	W	77-48
F21	at Duke*	A	W	64-59
F25	at Pittsburgh*	A	W	66-60
F28	Wake Forest*	H	W	66-51
M3	vs. Wake Forest (36)	N	W	67-65
M4	vs. #7/6 Louisville (36)	N	L	60-50
M17	vs. Mercer (61)	H	W	73-56
M21	vs. Tulane (61)	H	L	64-61

## 2016-17 (22-15, 5-11 ACC/10th)

### WNIT Runners-Up

DATE	OPPONENT	H/A	RESULT	SCORE
N11	Samford	H	W	62-57
N13	Alabama State	H	W	70-48
N16	at Kennesaw State	A	W	86-49
N20	Georgia	H	W	52-45
N25	vs. Dayton (62)	N	W	81-68
N26	vs. Mizou (62)	N	W	72-70
D1	Michigan	H	L	52-92
D3	Georgia State	H	W	73-42
D7	Mercer	H	W	70-50
D11	Appalachian State	H	W	81-52
D17	at Alabama	A	L	65-67
D22	at Middle Tennessee	A	W	61-60
D29	Princeton	H	W	67-51
J2	#7/2 Notre Dame*	H	L	38-55
J5	#13/15 Duke*	H	L	68-75
J12	at Boston College*	A	W	71-67
J15	#24 Syracuse*	H	W	75-66
J18	at #9/8 Louisville*	A	L	51-91
J22	at Wake Forest*	A	L	65-70 (ot)
J26	#6 Florida State*	H	L	63-67
J29	at Clemson*	A	L	61-62
F2	at Virginia*	A	L	64-65 (ot)
F5	Virginia Tech*	H	W	87-81
F9	#17 NC State*	H	L	67-75 (ot)
F12	at #7 Notre Dame*	A	L	69-90
F16	at North Carolina*	A	L	88-89
F19	Pittsburgh*	H	W	71-57
F23	Clemson*	H	W	72-58
F26	at #17 Miami*	A	L	70-75
M1	vs. Boston College (63)	N	W	71-67
M2	vs. #16 Miami (63)	N	L	71-87
M16	Jacksonville (61)	H	W	71-55
M19	UCF (61)	H	W	63-51
M23	Middle Tennessee (61)	H	W	70-57
M26	Alabama (61)	H	W	76-66
M29	Washington State (61)	H	W	69-61

## YEAR BY YEAR RESULTS

A1 at Michigan (64) N L 79-89 (ot3)

## 2017-18 (20-14, 6-10 ACC/t-9th)

## WNIT Third Round

DATE	OPPONENT	H/A	RESULT	SCORE
N5	Union (Tenn.) (Exh)	H	W	80-38
N10	at Appalachian State	A	W	75-41
N12	SC State	H	W	86-40
N15	Kennesaw State	H	W	86-48
N19	at Princeton	A	W	67-56
N21	Georgia State	H	W	75-51
N23	vs. Pennsylvania (62)	N	W	69-55
N25	vs. #8/9 Baylor (62)	N	L	80-57
N30	Purdue	H	W	68-55
D3	Middle Tennessee	H	W	48-45
D10	UT Arlington	H	W	80-52
D17	at Georgia	A	L	60-53
D19	Charleston Southern	H	W	78-51
D21	Southern Miss	H	W	63-44
D28	#3/4 Louisville*	H	L	74-71
D31	Clemson*	H	W	66-33
J4	at Syracuse*	A	L	88-77
J7	#2 Notre Dame*	H	L	77-54
J10	at NC State*	A	L	56-43
J14	at Pittsburgh*	A	L	68-62
J21	Wake Forest*	H	W	79-67
J25	at Virginia Tech*	A	L	68-62
J28	Virginia*	H	L	62-56
F1	at #19/19 Duke*	A	L	77-59
F4	at Clemson*	A	W	60-48
F8	Boston College*	H	W	67-43
F11	at #5 Notre Dame*	A	L	85-69
F15	North Carolina*	H	W	79-61
F22	Miami*	H	W	70-51
F25	at #9/12 Florida State*	A	L	64-61
F28	vs. Clemson (36)	N	W	61-52
M1	vs. Virginia (36)	N	L	60-58
M15	Bethune Cookman (61)	H	W	85-32
M18	UAB (61)	H	W	91-47
M22	at Alabama (65)	A	L	61-59

## 2018-19 (17-13, 7-9 ACC/9th)

DATE	OPPONENT	H/A	RESULT	SCORE
N4	Coastal Carolina (Exh.)	H	W	95-46
N9	at Houston	A	L	95-89 (2ot)
N11	Appalachian State	H	W	71-53
N14	Western Carolina	H	W	84-49
N18	#14 Georgia	H	W	63-53
N22	vs. George Washington (60)	N	W	70-55
N23	vs. Idaho State (60)	N	W	74-51
N29	at #9 Maryland	A	L	67-54
D2	at Georgia State	A	W	78-71
D5	Alabama State	H	W	69-42
D16	Kennesaw State	H	W	60-35
D20	vs. Seton Hall (66)	N	W	84-73
D21	vs. Dayton (66)	N	L	85-66
D30	Wofford	H	W	81-40
J3	at Boston College*	A	W	81-76
J6	#2 Notre Dame*	H	L	76-55
J10	Duke*	H	W	70-64
J13	at #2 Louisville*	A	L	61-44
J17	at Clemson*	A	L	71-61
J20	#12 Syracuse*	H	W	65-55
J27	#8 NC State*	H	L	68-60
J31	at North Carolina*	A	L	91-90
F3	at #5 Notre Dame*	A	L	90-50
F7	Pittsburgh*	H	W	67-55
F10	at Wake Forest*	A	W	60-46
F17	Virginia Tech*	H	W	76-68
F21	Clemson*	H	W	75-53
F24	at Virginia*	A	L	53-45
F28	at #15 Miami*	A	L	69-56
M3	Florida State*	H	L	64-55
M7	vs. North Carolina (36)	N	L	80-73

## NELL FORTNER

Head Coach: 2019-Present

Seasons: 1

Record: 20-11 (.645)

## 2019-20 (20-11, 10-8 ACC/7th)

DATE	OPPONENT	H/A	RESULT	SCORE
O30	Clayton State (Exh.)	H	W	73-35
N5	Houston	H	W	69-38
N10	Grambling State	H	W	89-42
N17	at Georgia	A	W	73-40
N20	Georgia State	H	W	69-28
N28	vs. Seton Hall (62)	N	W	79-54
N30	vs. Rutgers (62)	N	L	46-43
D5	Wisconsin	H	W	60-41
D8	at Kennesaw State	A	W	63-47
D15	ETSU	H	W	87-48
D20	vs. #11 Texas A&M (67)	N	L	60-48
D21	vs. Rice (67)	N	W	54-52
D29	Virginia	H	W	61-51
J2	#23/RV Miami	H	W	61-54
J5	at Wake Forest	A	L	65-60
J9	at #11 Florida State	A	W	67-52
J12	Clemson	H	W	49-47
J16	at Syracuse	A	W	82-64
J19	Boston College	H	L	55-48
J23	North Carolina	H	L	67-60 (ot)
J26	at Duke	A	L	58-46
J30	at Miami	A	L	54-59 (ot)
F2	Notre Dame	H	L	59-51
F6	at Pittsburgh	A	W	77-48
F9	Wake Forest	H	W	62-52
F13	at Virginia Tech	A	L	64-61 (ot)
F16	at #4 NC State	A	W	65-61
F20	#5/6 Louisville	H	L	58-47
F23	#17/18 Florida State	H	W	65-62
M1	at Clemson	A	W	56-44
M5	vs. Pitt (36)	N	W	68-58
M6	vs. #10 NC State (36)	N	L	57-48

## Neutral Sites Key

1. GAIW State Tournament
2. Virginia Tipoff Tournament, Charlottesville, Va.
3. ACC Tournament, College Park, Md.
4. ACC Tournament, Clemson, S.C.
5. ACC Tournament, Raleigh, N.C.
6. Miller High Life Classic, Lawrenceville, N.J.
7. Northern Lights Invitational, Anchorage, Alaska
8. ACC Tournament, Chapel Hill, N.C.
9. Days Inn Classic, Atlanta, Ga.
10. South Florida Invitational, Tampa, Fla.
11. ACC Tournament, Fayetteville, N.C.
12. Wagner Christmas Invitational, New York, N.Y.
13. Radisson Classic, Atlanta, Ga.
14. Lady Blazer Invitational, Birmingham, Ala.
15. Pepperdine Invitational, Malibu, Calif.
16. Fordham Lady Ram Classic, New York, N.Y.
17. Tallahassee Hilton Classic, Tallahassee, Fla.
18. Augusta Basketball Classic, Augusta, Maine
19. Pickett Suite Classic, Atlanta, Ga.
20. Comfort Inn Downtown Classic, Atlanta, Ga.
21. Dial Soap Classic, Minneapolis, Minn.
22. Penn Red & Blue Classic, Philadelphia, Pa.
23. Lady Paladin/Ramada Inn Invitational, Greenville, S.C.
24. Pepsi/Church's Holiday Classic, Miami, Fla.
25. ACC Tournament, Rock Hill, S.C.
26. National Women's Invitational Tournament, Amarillo, Tex.
27. Texaco/Hawk Classic, Philadelphia, Pa.
28. NCAA Tournament Mid-East Regional
29. Sheraton Big Apple Classic, Manhattan, N.Y.
30. ISES Southern Invitational, Atlanta, Ga.
31. Hyatt Regency Holiday Tournament, Atlanta, Ga.
32. ACC Tournament, Charlotte, N.C.
33. GT/Atlanta Marriott NW Holiday Invit., Atlanta, Ga.
34. GT/Atlanta Marriott Northwest Classic, Atlanta, Ga.
35. Cobb Civic Center, Marietta, Ga.
36. ACC Tournament, Greensboro, N.C.
37. National Women's Invitational Tournament
38. Omni, Atlanta, Ga.


39. ECU Tournament, Greenville, N.C.
40. Phillips Arena, Atlanta, Ga.
41. NCAA First Round, West Lafayette, Ind.
42. Paradise Jam, St. Thomas, US Virgin Islands
43. Gwinnett Center, Duluth, Ga.
44. Williams Arena, Minneapolis, Minn.
45. Wells Fargo Arena, Des Moines, Iowa
46. FAU Thanksgiving Classic, Boca Raton, Fla.
47. Pape Jam, Rose Garden Arena, Portland, Ore.
48. Bahamas Sunsplash Shootout, Nassau, Bahamas
49. Carver-Hawkeye Arena, Iowa City, Iowa
50. LIU Turkey Classic, Brooklyn, N.Y.
51. FIU Sun & Fun Classic, Miami, Fla.
52. Lloyd Nobe Center, Norman, Okla.
53. St. John Arena, Columbus, Ohio
54. San Juan Shootout, San Juan, Puerto Rico
55. Carmichael Arena, Chapel Hill, N.C.
56. LIU Turkey Classic, Brooklyn, N.Y.
57. Puerto Rico Classic, San Juan, Puerto Rico
58. Maravich Arena, Baton Rouge, La. - NCAA First Round
59. Gulf Coast Showcase, Naples, Fla.
60. Cancun Challenge, Cancun, Mexico
61. WNIT, Atlanta, Ga.
62. Junkanoo Jam, Bimini, Bahamas
63. ACC Tournament, Conway, S.C.
64. WNIT, Detroit, Mich. (Calihan Hall)
65. WNIT, Alabama, Ala. (Coleman Coliseum)
66. West Palm Invitational, West Palm Beach, Fla.
67. Coqui Classic, San Juan, Puerto Rico

## Georgia Tech Records-at-a-Glance

Overall	706-642 (.524)
vs. ACC	223-374 (.374)
in ACC Tournament	19-41 (.317)
in Home games	380-220 (.633)
in Away games	168-287 (.369)
in Neutral games	82-81 (.503)
in WNIT/NWIT (Seven Appearances)	14-7
in NCAA (Nine Appearances)	5-9
vs. Ranked Opponents	43-281
vs. Top-10 Opponents	11-145



## ALL-TIME LETTERWINNERS AND COACHES



## A

Adams, LaQuanisha	2009-12*
Alligood, Donna	1981-82*
Ancora, Giuliett	2005-06*
Andrews, Lilliann	2016
<b>Aranaz, Aixa Wone</b>	<b>2020-</b>
Ardossi, Brigitte	2007-10*
Avant, Val	1988*
Aves, Lindsey	1999-00*
Avram, Simina	2014-17*

## B

Baldwin, Selena	1990-93*
Balogun, Elizabeth	2018-19*
Bärilin, Nina	2000-03*
<b>Bates, Sarah</b>	<b>2019-*</b>
Bennett, Mo	2009-12*
Bivins, Shayla	2010-14
Blackmon, Tiffany	2007-10*
Blain, Jasmine	2010-13
Boatner, Tamika	2000-02*
<b>Boyd, Anaya</b>	<b>2020-</b>
Brandt, Kate	1981-84*
Blalock, Tina	1981-83*
Bootz, Dolores	1985-88*
Brown, Breanna	2017-18*
Buchannon, Stacey	1994-95*
Buie, Angel	2007
Butler, Niesha	1999-2002*

## C

Caldwell, Devony	1990-93*
Carter, Michele	1984*
<b>Carter, Avyonce</b>	<b>2020-</b>
Carson, Jasmine	2018-20*
Chandler, Jan	1977*
Chaney, Valerie	1998*
Chavis, Alesia	1979*
Cochran, Cindy	1982-85*
Coil, Susie	2002
Collier, Joya	1996*
Cook, Zutorya	2016-17
Corbitt, Leslie	1975
Crawford, Kim	1983-86*
Cryor, Ciani	2015-16*
<b>Cubaj, Lorela</b>	<b>2017-*</b>
Cummings, Taja	2017-18*

## D

Davis, Bronda	1990-91*
Davis, Carmen	1990-91-92*
Davis, Emily	1985-86*
Davis, Kaela	2014-15*
Delp, Mary Denise	1982*

Diouf, Anne Francoise	2016-20*
Dixon, Elizabeth	2018-19*
Donehew, Danielle	1997-2000*
Dortch, Kathy	1993-97*
Duggins, Anna Maria	1993-94*

## E

Ebert, Ashley	1999-2002*
Echols, Allison	1989-92*
Edeferioka, Elo	2015-18*
Ehle, Tory	1984-87*
Ellison, Kymberly	2013-14*

## F

Fails, Candi	1999*
Farmer, Jackie	1987*
Finney, Christie	1992-95*
Fischer, Angie	1990-93*
Fisher, Sara	1988*
<b>Fletcher, Kierra</b>	<b>2017-*</b>
Fogdemark, Frida	2011-14*
Follrod, Debbie	1975
Ford, Kisha	1994-97*
Fortune, Martine	2015-19*
Foster, Becky	1989*
Foster, Deja	2008-11*
Fountain, Donnaizha	2014
Frick, Marguerite	1975-76
Foy, Betsy	1998*
Fulton, Tammy	1979*

## G

Gabbard, Becky	1976
Gari, Irene	2015-16*
Garner, Erin	2015-16*
Gaspar, Sarah	1994-97*
Gernatt, Theresa	1988-91*
Giambruno, Mary	1980-82*
Gilreath, Jane	1981*
Gilstrap, Stacy	1977*
Gortnar, Tjasa	2012*
Goodlett, Sasha	2009-12*
Graves, Diane	1981*
Gregg, D'asia	2018-19*
Guerrant, Ashley	2003-05*
Guimaraes, Chelsea	2015-17*

## H

Hamilton-Carter, Danielle	2010-13*
Harpring, Megan	2003-06*
Harrison, Nicole	1992*
Hartwell, Sarah	2012*
Heitmann, Deni	1975-76
Hemingway, Iasia	2008-09*
Hendershott, Jennifer	1978-81*
<b>Hermosa, Nerea</b>	<b>2019-</b>

Higgs, Stephanie	2004-07*
Holston, Gabrielle	2014
Horton, Amy	2008
Howard, Aisha	1998*
Howard, Dejoria	2015-16*

## I

Ingram, Jill	2005-08*
Isom, Megan	2002-04*

## J

Jacobs, DeWayna	1989*
Jackson, Brittany	2013*
James, Janice	1984-85*
Jefferson, Daijah	2017-20*
Jicka, Mary Lou	1981-84*
Johnson, April	2003-04*
Jones, Angela	1985*
Jones, Harriett	1977*
Jones, De'Ashia	2015*
Josiah, Nia	2006-07

## K

Kauffman, Joannah	1995-98*
Kauffman, Lara	1989-93*
Keener, Demietta	1992-95*
Kruppa, Jaime	1998-01*

## L

<b>Lahtinen, Lotta-Maj</b>	<b>2018-</b>
Lamprey, Ruth	1986-87*
Langston, Lynn	1993*
Laudenslager, Rochelle	1980-83*
Leachman, Jennifer	1983-85*
Lineberger, Debbie	1979-80*
Lingenfelder, Amy	2000*
Longo, Jane	1977-78*
Lopez, Teresa	1979-81*
Lounsbury, Karen	1989-92*
<b>Love, Eyllia</b>	<b>2020-</b>
Lovett, Lisa	1977-80*

## M

Mainland, Marlene	1985-88*
Mallory, Sonja	2000-03*
Malone, Anita	1982-84, 1986*
Marshall, Tyaunna	2011-14*
Marrell, Penny	1976
Martin, Tiffany	1994-97*
Martinez, Milli	1999-2002*
Matlock, Shea	1996-98*
Maye, Dawnn	2011-14*
McKenzie, Paula	1975
McCallum, Candice	1998-2000*
McClure, Terri	1975-77*

McDonald, Breana	2013
<b>McQueen, Loyal</b>	<b>2020-</b>
Miller, Julie	1975
Miller, Mandy	1987-88*
Mitchell, Daphne	2005-08*
Mitchell, Janie	2005-08*
Monroe, Maya	2002-04*
Montgomery, Alex	2008-11*
<b>Montgomery, Kondalia</b>	<b>2018-</b>
Moon, Hea Ju	1987-88*
Morelock, Janice	1977*
Morris, Wendy	1979*
Moss, Shantrell	2005*
Munnion, Carla	1995-98*
Muir, Kelly	1997-99*

## N

Neal, Ida	1986-89*
Ngoie-Hasahya, Sandra	2011*
Nnamaka, Chioma	2005-08*
Novotny, Shelli	1996-98*
<b>Nwora, Ronni</b>	<b>2019-</b>

## O

O'Dell, Margaret	1975
O'Neil, Zaire	2014-18*

## P

Pacariz, Jasmina	2001-04*
Pan, Francesca	2016-20*
Pardee, Janine	1976
Peresson, Antonia	2014-18*
Phillips, April	2006*
Phillips, Cheytoria	2003-06*
Pierce, Joyce	1991-93*
Portwood, Tina	1977*
Posey, Jamie	1978-81*
Potter, Tara	1989-90*
Pugh, Kaylan	2016-18*

## Q

Quarterman, Valeria	1998*
---------------------	-------

## R

Rainwater, Karen	1978-81*
Ray, Ellen	1975
Reinhardt, Robin	1975-78*
Regins, Chelsea	2009-12*
Rodd, Tonia	1986-89*
Rogers, Roddreka	2013-16*
Rucker, Mary	1980-82, 1984*
Ryan, Melinda	1978-80*

## S



## ALL-TIME LETTERWINNERS AND COACHES



Samborsky, Sukie	1978*
Sampson, Kristy	1977*
Sauer, Lauren	2005-06*
Scott, Chaniin	2016-20*
Seeger, Kathy	1978-79*
Shanklin, Kathy	1978*
Siebenmorgan, Vicki	1977-79*
Smith, Carol	1980*
Smith, Dawn	1994-95-97*
Stewart, Alex	2000-04*
Stokes, Fallon	2001-04*
Sweeney, Cha'Ron	2016-17

## T

Tate, Bonnie	1977-79*
Tate, Regina	1998-02*
Taylor, Nariah	2013-15*
Taylor, Sharena	2010-13*
Taylor, Tabasha	2002
Terry, Kasha	2003-06*
Thigpen, Carolyn	1975
Tilford, Imani	2014-18*
Trice, Simone	2008-09*
Turner, Tabitha	2006-09*

## V

Vuckovic, Katarina	2013-17*
--------------------	----------

## W

Wagner, Sheila	1987-90*
Walker, Marielle	1985-88*
Walker, Nefertiti	2002*
Wallace, Sydney	2012-15*
Walthour, Metra	2009-12*
Weinert, Kirsten	1983-86*
Weiss, Aimee	1990-93*
Wells, Kim	1985-87*
White, Heather	1989-91*
Whiteside, Aaliyah	2013-16*
Wilkinson, Renee	1993-96*
Williams, Jacqua	2006-09*
Williams, Jessica	2003-06*
Williams, Kenya	1996-99*
Wilson, Kentrina	2004-07*
Wilson, Yvonne	1993-94*
Winn, Mallorie	2003-04*
Woodhull, LeeAnn	1980-83*
Woolcock, Shaday	2008-09*

## HEAD COACHES

Agnus Berenato	1988-2003
James P. Culpepper, Jr.	1974-80
Benny Dees	1980-81
<b>Nell Fortner</b>	<b>2019-Present</b>
MaChelle Joseph	2004-19



Bernadette McGlade	1981-88
--------------------	---------

## ASSISTANT COACHES

(since 1981)

<b>Blanche Alverson</b>	<b>2019-</b>
Agnus Berenato	1986-88
Octavia Blue	2010-11
<b>Tasha Butts</b>	<b>2019-</b>
Shelia Collins	1989-94
Candy Cage	1997-01
Kisha Ford	2002
Deja Foster	2013
Kim Gosnell	1993-95
Russell Harrell	1988-89
Gene Hill	2009-11
Monique Holland	1997-01
Mary Ann Ingram	1982-84
Sadiaa Jones	2006
MaChelle Joseph	2002-03
Lara Kauffman	1994-96
Brenda Mock Kirkpatrick	2003-04
Seth Kushkin	2006-07
Jim Lewis	2011
Mack McCarthy	2005
Stephanie McCormick	2004
Brandy Manning	2019-20
Sytia Messer	2005-09; 2012-13
Faye Young Miller	1988-93
Mark Miller	1998-01
Janie Mitchell	2012
Teri Moren	2008-10
Kevin Morrison	2015-18
Rob Norris	2015-18
<b>Murriel Page</b>	<b>2020-</b>
Sasha Palmer	2018-19
Joyce Patterson	1984-85
Jonneshia Pineda	2017-19
Art Prevost	2004-05
Sam Purcell	2011-13
Debbie Richardson	1981-86, 1994-98
Mark Simons	2007-08, 2018-19
Lisa Stockton	1990-94
Karen Turner	1985-88
Michael Wholey	2013
Jeffrey Williams	2002-03
M.L. Willis	2013-17

## GRADUATE ASSISTANTS

LaQuanarisha Adams	2012-14
Mary Denkler	1984-85
Danielle Donehew	2000-01
Ashley Ebert	2003-04
Julie Ehlers	1991-92
Ann Lashley	1989-90
April Phillips	2014
Jonneshia Pineda	2015-17
Jamie Posey	1981-84

Metra Walthour  
**Katie Wilkins**2014-15  
**2019-**\*Denotes Letterwinner  
**Bold denotes Active**

## ALL-TIME SERIES HISTORY

Team	W	L	First Meeting	Last Meeting	Team	W	L	First Meeting	Last Meeting
Alabama	2	5	1982-83	2017-18	George Washington	1	0	2018-19	2018-19
Alabama A&M	1	0	2013-14	2013-14	Georgetown	1	1	2010-11	2011-12
Alabama State	7	0	2005-06	2018-19	<b>Georgia</b>	<b>7</b>	<b>35</b>	<b>1974-75</b>	<b>2019-20</b>
Alaska-Anchorage	0	1	1994-95	1994-95	Georgia Baptist	5	1	1974-75	1977-78
Albany State	1	5	1975-76	1980-81	Georgia College	3	1	1977-78	1978-79
Alcorn State	4	0	1991-92	2012-13	Georgia Southern	4	7	1979-80	2007-08
American	0	2	1997-98	1998-99	Georgia Southwestern	4	0	1978-79	1982-83
Appalachian State	9	1	1988-89	2018-19	<b>Georgia State</b>	<b>28</b>	<b>11</b>	<b>1975-76</b>	<b>2019-20</b>
Arizona	2	0	1984-85	2009-10	Gordon	2	0	1974-75	1974-75
Arkansas	0	2	1999-00	2004-05	<b>Grambling State</b>	<b>3</b>	<b>0</b>	<b>2004-05</b>	<b>2019-20</b>
Arkansas Little Rock	0	1	2009-10	2009-10	Hampton	2	0	2009-10	2013-14
Arkansas Pine Bluff	1	0	2005-06	2005-06	Hawaii	1	0	1991-92	1991-92
Arkansas State	1	0	2001-02	2001-02	High Point	1	0	2015-16	2015-16
Armstrong State	4	1	1976-77	1978-79	Hofstra	3	0	1992-93	2000-01
Army	3	0	1991-92	2009-10	<b>Houston</b>	<b>1</b>	<b>1</b>	<b>2018-19</b>	<b>2019-20</b>
Atlanta Christian	4	0	1975-76	1975-76	Howard	1	0	1988-89	1988-89
Auburn	0	3	1975-76	1997-98	Idaho State	1	0	2018-19	2018-19
Auburn-Montgomery	4	0	1986-87	1989-90	Illinois	2	0	1995-96	2013-14
Augusta College	1	8	1974-75	1978-79	Indiana	0	1	2015-16	2015-16
Baylor	0	2	2011-12	2017-18	Iona	1	0	1987-88	1987-88
Belmont	1	0	1997-98	1997-98	Iowa	2	0	2007-08	2008-09
Berry	0	5	1974-75	1981-82	Iowa State	0	1	2007-08	2007-08
Bethune Cookman	1	0	2017-18	2017-18	IUPUI	1	0	2015-16	2015-16
Boise State	1	0	1989-90	1989-90	James Madison	1	0	2003-04	2003-04
<b>Boston College</b>	<b>13</b>	<b>6</b>	<b>1991-92</b>	<b>2019-20</b>	Jackson State	1	0	2007-08	2007-08
Bowling Green	1	0	2010-11	2010-11	Jacksonville	2	0	2006-07	2016-17
Bryan	4	0	1976-77	1977-78	Jacksonville State	1	0	2010-11	2010-11
Butler	0	1	1994-95	1994-95	Kansas State	0	2	2001-02	2002-03
Cal Santa Barbara	1	0	1986-87	1986-87	<b>Kennesaw State</b>	<b>13</b>	<b>0</b>	<b>1982-83</b>	<b>2019-20</b>
Campbell	0	1	1990-91	1990-91	Kentucky	0	1	2005-06	2005-06
Charleston Southern	5	0	1997-98	2017-18	Lafayette	3	0	1989-90	1998-99
Charlotte	1	0	2002-03	2002-03	Lipscomb	1	0	2014-15	2014-15
Chattanooga	14	2	1985-86	1999-00	Long Island	3	0	2001-02	2009-10
Chicago State	1	0	2007-08	2007-08	Longwood	2	0	2005-06	2006-07
Central Arkansas	2	0	2011-12	2014-15	LSU	0	1	2013-14	2013-14
<b>Clemson</b>	<b>41</b>	<b>45</b>	<b>1979-80</b>	<b>2019-20</b>	Louisiana Tech	1	0	2014-15	2014-15
Coastal Carolina	1	0	1987-88	1987-88	<b>Louisville</b>	<b>0</b>	<b>7</b>	<b>2014-15</b>	<b>2019-20</b>
College of Charleston	2	0	2005-06	2006-07	Loyola Chicago	2	0	2014-15	2015-16
Colorado	1	0	1984-85	1984-85	Loyola Marymount	1	0	1989-90	1989-90
Columbia	1	0	1985-86	1985-86	Maine	1	0	1988-89	1988-89
Connecticut	0	2	2008-09	2010-11	Manhattan	2	0	1995-96	1996-97
Converse	3	0	1977-78	1984-85	Marist	2	0	1987-88	1991-92
Coppin State	2	0	1991-92	2013-14	Marquette	2	0	2011-12	2012-13
Cornell	2	0	1994-95	2000-01	Mars Hill	0	1	1978-79	1978-79
Covenant	8	0	1976-77	1982-83	Marshall	1	0	1985-86	1985-86
Dartmouth	1	0	2000-01	2000-01	Maryland	18	50	1979-80	2018-19
Dayton	1	1	2016-17	2018-19	Maryland-Eastern Shore	1	0	1995-96	1995-96
Davidson	3	1	1997-98	2007-08	Maryville	2	0	1976-77	1977-78
DeKalb Central	0	2	1974-75	1974-75	Massachusetts	1	0	2005-06	2005-06
DeKalb South	2	0	1974-75	1974-75	McNeese State	1	0	2013-14	2013-14
DePaul	1	0	2006-07	2006-07	Mercer	16	6	1979-80	2016-17
Drake	0	1	1982-83	1982-83	<b>Miami (Fla.)</b>	<b>15</b>	<b>17</b>	<b>1980-81</b>	<b>2019-20</b>
Drexel	1	0	1996-97	1996-97	Miami (Ohio)	1	0	2002-03	2002-03
<b>Duke</b>	<b>10</b>	<b>62</b>	<b>1978-79</b>	<b>2019-20</b>	Michigan	0	2	2016-17	2016-17
East Carolina	1	2	1981-82	2002-03	Michigan State	1	1	2008-09	2014-15
<b>East Tennessee State</b>	<b>5</b>	<b>0</b>	<b>1990-91</b>	<b>2019-20</b>	Middle Tennessee State	5	0	2010-11	2017-18
Eastern Washington	1	0	2001-02	2001-02	Minnesota	2	2	1990-91	2014-15
Elon	2	0	1999-00	2014-15	Mississippi State	1	4	1999-00	2007-08
Emory (at Oxford)	1	0	1974-75	1974-75	Miss. Univ. for Women	2	0	1981-82	1983-84
Erskine	0	1	1978-79	1978-79	Mississippi Valley State	4	0	2004-05	2009-10
Fairfield	1	0	1994-95	1994-95	Missouri	2	0	2010-11	2016-17
Florida	1	0	1986-87	1986-87	Monmouth	2	0	1987-88	1999-00
Florida A&M	2	0	2003-04	2008-09	Morgan State	1	0	2014-15	2014-15
Florida Atlantic	1	0	2003-04	2003-04	Morris Brown	3	0	1976-77	2001-02
Florida Gulf Coast	1	0	2009-10	2009-10	Mount St. Mary's	1	0	2000-01	2000-01
Florida International	3	0	1980-81	2012-13	Nebraska	2	0	1991-92	2011-12
<b>Florida State</b>	<b>22</b>	<b>27</b>	<b>1974-75</b>	<b>2019-20</b>	New Hampshire	1	0	1995-96	1995-96
Fordham	5	0	1984-85	2002-03	<b>North Carolina</b>	<b>20</b>	<b>59</b>	<b>1977-78</b>	<b>2019-20</b>
Fort Valley State	0	1	1974-75	1974-75	North Carolina A&T	1	0	2011-12	2011-12
Fresno State	1	0	2000-01	2000-01	<b>North Carolina State</b>	<b>24</b>	<b>48</b>	<b>1979-80</b>	<b>2019-20</b>
Furman	8	2	1977-78	1994-95	UNC-Asheville	4	1	1977-78	2001-02

## ALL-TIME SERIES HISTORY

Team	W	L	First Meeting	Last Meeting
UNC-Wilmington	1	0	1990-91	1990-91
North Georgia	1	3	1975-76	1982-83
Northern Iowa	0	1	2015-16	2015-16
Northwestern	3	1	1992-93	2010-11
<b>Notre Dame</b>	<b>0</b>	<b>13</b>	<b>1996-97</b>	<b>2019-20</b>
Ohio State	0	1	2010-11	2010-11
Oklahoma	0	1	2008-09	2008-09
Oklahoma State	0	2	2009-10	2013-14
Old Dominion	2	2	2003-04	2011-12
Ole Miss	0	1	2014-15	2014-15
Oregon	2	0	2008-09	2009-10
Pacific	0	1	1989-90	1989-90
Pennsylvania	3	0	1982-83	2017-18
Penn State	1	0	2009-10	2009-10
Pepperdine	1	0	1986-87	1986-87
Piedmont	4	2	1976-77	1978-79
<b>Pittsburgh</b>	<b>6</b>	<b>3</b>	<b>1999-00</b>	<b>2019-20</b>
Portland State	2	0	2010-11	2013-14
Prairie View A&M	2	0	2010-11	2015-16
Presbyterian	2	0	1984-85	1985-86
Princeton	4	0	2003-04	2017-18
Purdue	1	2	2006-07	2017-18
Queens College	1	0	1983-84	1983-84
Quinnipiac	1	0	2012-13	2012-13
Rice	1	0	2019-20	2019-20
Richmond	2	0	1985-86	1988-89
Rider	2	1	1990-91	1993-94
Rollins	1	0	1976-77	1976-77
Rutgers	0	2	2011-12	2019-20
Sacred Heart	1	0	2011-12	2011-12
SIU-Edwardsville	1	0	2011-12	2011-12
St. Francis (Pa.)	1	0	2000-01	2000-01
St. Francis Brooklyn	4	0	1998-99	2015-16
St. John's	1	1	2002-03	2004-05
St. Joseph's	1	0	1993-94	1993-94
St. Leo's	1	0	1976-77	1976-77
St. Mary's	1	1	1996-97	1997-98
Samford	4	0	1998-99	2016-17
San Diego	1	1	2005-06	2006-07
San Francisco	0	1	1989-90	1989-90
San Jose State	1	0	1996-97	1996-97
Santa Clara	1	1	1989-90	1991-92
Savannah State	3	2	1974-75	2009-10
<b>Seton Hall</b>	<b>5</b>	<b>0</b>	<b>1986-87</b>	<b>2019-20</b>
Shorter	1	5	1974-75	1981-82
SC State	1	0	2017-18	2017-18
South Florida	5	0	1982-83	1990-91
Southeastern Louisiana	1	0	2015-16	2015-16
Southern	0	2	1987-88	2001-02
Southern Mississippi	2	0	1999-00	2017-18
Southern Utah	2	0	1989-90	2013-14
Southwest Missouri St.	1	0	2003-04	2003-04
Spelman	6	0	1976-77	1977-78
Stetson	4	0	1982-83	1993-94
<b>Syracuse</b>	<b>3</b>	<b>5</b>	<b>2012-13</b>	<b>2019-20</b>
Temple	2	2	1989-90	2007-08
Tennessee	0	6	1986-87	2013-14
Tennessee State	2	0	1989-90	2010-11
Tennessee Tech	1	0	2008-09	2008-09
Tennessee Temple	5	3	1975-76	1978-79
Tennessee Wesleyan	0	2	1976-77	1976-77
Texas	0	1	2008-09	2008-09
Texas A&M	0	1	2019-20	2019-20
UT-Arlington	2	0	2008-09	2017-18
Tift College	6	7	1974-75	1980-81
Troy	2	0	2005-06	2008-09
Tulane	4	1	1977-78	2015-16
Tulsa	1	1	2004-05	2005-06
UAB	6	1	1985-86	2017-18
UCF	3	0	2002-03	2016-17
UCLA	0	1	1994-95	1994-95

USC Upstate	2	0	2007-08	2015-16
Utah State	1	0	1986-87	1980-87
Team	W	L	First Meeting	Last Meeting
UTEP	1	0	2013-14	2013-14
Valdosta State	0	4	1979-80	1980-81
Vanderbilt	2	4	1978-79	2006-07
Villanova	1	1	1982-83	2014-15
<b>Virginia</b>	<b>17</b>	<b>58</b>	<b>1979-80</b>	<b>2019-20</b>
VCU	1	0	1987-88	1987-88
<b>Virginia Tech</b>	<b>11</b>	<b>7</b>	<b>2002-03</b>	<b>2019-20</b>
Wagner	2	0	1984-85	2000-01
<b>Wake Forest</b>	<b>45</b>	<b>26</b>	<b>1979-80</b>	<b>2019-20</b>
Washington	2	0	2010-11	2012-13
Washington State	1	0	2016-17	2016-17
Weber State	1	0	1998-99	1998-99
West Georgia	2	3	1975-76	1984-85
West Virginia	0	2	1983-84	2003-04
Western Carolina	7	0	1984-85	2018-19
Western Michigan	1	0	1999-00	1999-00
William & Mary	3	0	1990-91	2003-04
Winston-Salem State	1	0	2006-07	2006-07
Winthrop	4	0	1988-89	2009-10
Wisconsin	1	0	2019-20	2019-20
Wisconsin-Green Bay	1	2	1991-92	2014-15
Wisconsin-Milwaukee	1	0	2012-13	2012-13
Wofford	1	0	2018-19	2018-19

\*Bold indicates 2019-20 opponent

# GEORGIA TECH VS. THE CONFERENCES

<b>American</b>	<b>2-1</b>	<b>.667</b>
Houston	1-1	.500
UCF	1-0	1.000

<b>America East</b>	<b>4-0</b>	<b>1.000</b>
Hofstra	3-0	1.000
Maine	1-0	1.000

<b>Atlantic Coast</b>	<b>239-420</b>	<b>.363</b>
Boston College**	11-6	.647
Clemson	41-45	.476
Duke	10-62	.139
Florida State**	21-26	.447
Louisville**	0-7	.000
Maryland**	18-49	.269
Miami (Fla.)**	15-14	.517
North Carolina	20-59	.253
NC State	24-48	.333
Notre Dame**	0-12	.000
Pittsburgh**	6-2	.750
Syracuse **	3-4	.429
Virginia	17-58	.293
Virginia Tech**	11-6	.647
Wake Forest	45-26	.634

<b>Atlantic Sun</b>	<b>58-18</b>	<b>.763</b>
Campbell	0-1	.000
Florida Atlantic	1-0	1.000
Florida Gulf Coast	1-0	1.000
Fla. International**	1-0	1.000
Georgia State**	17-11	.607
Jacksonville	2-0	1.000
Kennesaw State**	12-0	1.000
Lipscomb	1-0	1.000
Mercer	14-6	.700
Samford	2-0	1.000
Stetson	4-0	1.000
UCF	2-0	1.000
USC Upstate	1-0	1.000

<b>Atlantic 10</b>	<b>11-3</b>	<b>.786</b>
Dayton	1-1	.500
Fordham	5-0	1.000
George Washington	1-0	1.000
UMass	1-0	1.000
St. Joseph's	1-0	1.000
Temple	2-2	.500

<b>Big Ten</b>	<b>14-12</b>	<b>.538</b>
Illinois	2-0	1.000
Indiana	0-1	.000
Iowa	2-0	1.000
Maryland	0-1	.000
Michigan	0-2	.000
Michigan State	1-1	.500
Minnesota	2-2	.500
Nebraska**	1-0	1.000
Northwestern	3-1	.750
Ohio State	0-1	.000
Penn State	1-0	1.000
Purdue	1-2	.333
Rutgers	0-1	.000
Wisconsin	1-0	1.000

<b>Big 12</b>	<b>1-9</b>	<b>.100</b>
Baylor	0-2	.000
Colorado**	1-0	1.000
Iowa State	0-1	.000
Kansas State	0-2	.000
Missouri**	1-0	1.000
Nebraska**	1-0	1.000
Oklahoma	0-1	.000
Oklahoma State	0-2	.000

Texas	0-1	.000
-------	-----	------

<b>Big East</b>	<b>13-15</b>	<b>.464</b>
Boston College**	2-0	1.000
Connecticut	0-2	.000
DePaul	1-0	1.000
Georgetown	1-1	.500
Marquette	2-0	1.000
Miami (Fla.)**	0-3	.000
Notre Dame**	0-1	.000
Pittsburgh**	0-1	.000
Rutgers	0-1	.000
Seton Hall	5-0	1.000
St. John's	1-1	.500
Syracuse**	0-1	.000
Villanova	1-1	.500
Virginia Tech**	0-1	.000
West Virginia**	0-2	.000

<b>Big Sky</b>	<b>6-0</b>	<b>1.000</b>
Eastern Wash.	1-0	1.000
Idaho State	1-0	1.000
Portland State	2-0	1.000
Southern Utah	1-0	1.000
Weber State	1-0	1.000

<b>Big South</b>	<b>16-1</b>	<b>.941</b>
Charleston Southern	5-0	1.000
Coastal Carolina	1-0	1.000
Elon	1-0	1.000
High Point	1-0	1.000
UNC Asheville	4-1	.800
Winthrop	4-0	1.000

<b>Big West</b>	<b>3-1</b>	<b>.750</b>
Boise State**	1-0	1.000
Cal Santa Barbara	1-0	1.000
Pacific	0-1	.000
Utah State	1-0	1.000

<b>Colonial</b>	<b>18-4</b>	<b>.818</b>
American	0-2	.000
Drexel	1-0	1.000
Georgia State**	7-0	1.000
James Madison	1-0	1.000
UNC Wilmington	1-0	1.000
Old Dominion	2-2	.500
Richmond	2-0	1.000
VCU	1-0	1.000
William & Mary	3-0	1.000

<b>Conference USA</b>	<b>26-3</b>	<b>.897</b>
Charlotte	1-0	1.000
East Carolina	1-2	.333
Louisiana Tech	1-0	1.000
Middle Tennessee	3-0	1.000
Rice	1-0	1.000
South Florida	5-0	1.000
Southern Mississippi	2-0	1.000
Tulane	4-0	1.000
Tulsa**	1-0	1.000
UAB	6-1	.857
UTEP	1-0	1.000

<b>CVAC</b>	<b>1-1</b>	<b>.500</b>
Erskine	0-1	.000
Queens College	1-0	1.000

<b>ECAC</b>	<b>3-0</b>	<b>1.000</b>
Gordon	2-0	1.000
New Hampshire	1-0	1.000

<b>GAC</b>	<b>10-10</b>	<b>.500</b>
------------	--------------	-------------

Ga. Southwestern	4-0	1.000
North Georgia	1-3	.250
Piedmont	4-2	.667
Shorter	1-5	.167

<b>Gulf South</b>	<b>4-7</b>	<b>.364</b>
Miss. U. for Women	2-0	1.000
Valdosta State	0-4	.000
West Georgia	2-3	.400

<b>Horizon League</b>	<b>2-3</b>	<b>.400</b>
Butler	0-1	.000
Green Bay	1-2	.000
UW-Milwaukee	1-0	1.000

<b>Ivy League</b>	<b>11-0</b>	<b>1.000</b>
Columbia	1-0	1.000
Cornell	2-0	1.000
Dartmouth	1-0	1.000
Pennsylvania	3-0	1.000
Princeton	4-0	1.000

<b>MAAC</b>	<b>8-1</b>	<b>.888</b>
Fairfield	1-0	1.000
Iona	1-0	1.000
Manhattan	2-0	1.000
Marist	2-0	1.000
Rider	2-1	.667

<b>MEAC</b>	<b>13-0</b>	<b>1.000</b>
Bethune Cookman	1-0	1.000
Coppin State	2-0	1.000
Florida A&M	2-0	1.000
Hampton	2-0	1.000
Howard	1-0	1.000
Md.-Eastern Shore	1-0	1.000
Morgan State	1-0	1.000
North Carolina A&T	1-0	1.000
SC State	1-0	1.000
Winston-Salem St.	1-0	1.000

<b>Metro</b>	<b>1-1</b>	<b>.500</b>
Florida State**	1-1	.500

<b>Mid American</b>	<b>4-0</b>	<b>1.000</b>
Bowling Green	1-0	1.000
Marshall	1-0	1.000
Miami (Ohio)	1-0	1.000
Western Michigan	1-0	1.000

<b>Mid-Continent</b>	<b>1-0</b>	<b>1.000</b>
Southern Utah	1-0	1.000

<b>Missouri Valley</b>	<b>3-2</b>	<b>.667</b>
Drake	0-1	.000
Loyola Chicago	2-0	1.000
Northern Iowa	0-1	.000
SW Missouri St.	1-0	1.000

<b>Northeast</b>	<b>15-0</b>	<b>1.000</b>
Long Island	3-0	1.000
Monmouth	2-0	1.000
Mount Saint Mary's	1-0	1.000
Quinnipiac**	1-0	1.000
Sacred Heart	1-0	1.000
St. Francis (Pa.)	1-0	1.000
St. Francis (N.Y.)	4-0	1.000
Wagner	2-0	1.000

<b>Ohio Valley</b>	<b>4-0</b>	<b>1.000</b>
Jacksonville State	1-0	1.000
Tennessee State	2-0	1.000
SIU-Edwardsville	1-0	1.000



# GEORGIA TECH VS. THE CONFERENCES

## Pacific West 0-1 .000

Alaska-Anchorage 0-1 .000

## Pacific-12 7-1 .875

Arizona 2-0 1.000  
Oregon 2-0 1.000  
UCLA 0-1 .000  
Washington 2-0 1.000  
Washington State 1-0 1.000

## Patriot 6-0 1.000

Army 3-0 1.000  
Lafayette 3-0 1.000

## Peachbelt 10-10 .500

Armstrong State 4-1 .800  
Augusta College 1-8 .111  
Georgia College 3-1 .750  
Kennesaw State\*\* 1-0 1.000  
USC Upstate 1-0 1.000

## SIAC 1-8 .111

Albany State 1-5 .833  
Fort Valley State 0-1 .000  
Savannah\*\* 0-2 .000

## South Atlantic 2-1 .667

Mars Hill 0-1 .000  
Presbyterian 2-0 1.000

## Southeastern 14-62 .184

Alabama 2-5 .286  
Arkansas 0-2 .000  
Auburn 0-3 .000  
Florida 1-0 1.000  
Georgia 7-35 .167  
Kentucky 0-1 .000  
LSU 0-1 .000  
Mississippi State 1-4 .200  
Missouri\*\* 1-0 1.000  
Tennessee 0-6 .000  
Texas A&M 0-1 .000  
Vanderbilt 2-4 .333

## Southern 53-13 .803

Appalachian State\*\* 6-1 .833  
Chattanooga 14-2 .867  
Coll. of Charleston 2-0 1.000  
Davidson 3-1 .500  
East Tenn. State 5-0 1.000  
Furman 8-2 .800  
Georgia Southern 4-7 .300  
Mercer 1-0 1.000  
Samford 2-0 1.000  
Western Carolina 7-0 1.000  
Wofford 1-0 1.000

## Southland 5-0 1.000

Central Arkansas 2-0 1.000  
McNeese State 1-0 1.000  
Southeastern Louisiana 1-0 1.000  
UT-Arlington 1-0 1.000

## SWAC 23-2 .920

Alabama A&M 1-0 1.000  
Alabama State 7-0 1.000  
Alcorn State 4-0 1.000  
Arkansas Pine Bluff 1-0 1.000  
Grambling State 3-0 1.000  
Jackson State 1-0 1.000  
Miss. Valley State 4-0 1.000  
Prairie View A&M 2-0 1.000

Southern 0-2 .000

## Sun Belt 15-1 .938

Appalachian State\*\* 3-0 1.000  
Ark. Little Rock 0-1 .000  
Arkansas State 1-0 1.000  
Florida International 2-0 1.000  
Georgia State\*\* 4-0 1.000  
Middle Tenn. State 2-0 1.000  
Texas Arlington 1-0 1.000  
Troy 2-0 1.000

## Sunshine State 2-0 1.000

Rollins 1-0 1.000  
St. Leo's 1-0 1.000

## Summit 1-0 1.000

IUPUI 1-0 1.000

## Transouth 0-5 .000

Berry 0-5 .000

## Western Athletic 3-1 .750

Fresno State 1-0 1.000  
Hawaii 1-0 1.000  
San Jose State 1-0 1.000  
Tulsa\*\* 0-1 .000

## West Coast 5-4 .556

Loyola Marymount 1-0 1.000  
Pepperdine 1-0 1.000  
St. Mary's 1-1 .500  
San Diego 1-1 .500  
San Francisco 0-1 .000  
Santa Clara 1-1 .500

## Independent 25-3 .893

Auburn-Montgomery 4-0 1.000  
Belmont 1-0 1.000  
Chicago State 1-0 1.000  
Longwood 2-0 1.000  
Morris Brown 3-0 1.000  
Savannah State 3-0 1.000  
Spelman 6-0 1.000  
Tennessee Temple 5-3 .625

## Division II 7-0 1.000

Atlanta Christian 4-0 1.000  
Converse 3-0 1.000

## Division III 2-0 1.000

Maryville 2-0 1.000

## NAIA 12-2 .857

Bryan 4-0 1.000  
Covenant 8-0 1.000  
Tenn. Wesleyan 0-2 .000

\*\* Record against teams as members of conference.

# FORTNER AGAINST OPPONENTS

Opponent	Wins	Losses	Pct.				
Alabama	13	3	.813	Old Dominion	0	2	.000
Alabama A&M	3	0	1.000	Ohio	1	0	1.000
Alabama State	1	0	1.000	Ohio State	3	0	1.000
Arizona State	1	0	1.000	Penn State	1	0	1.000
Arkansas	7	5	.583	Pittsburgh	2	0	1.000
Ball State	1	0	1.000	Providence	1	0	1.000
Belmont	1	0	1.000	Purdue	0	2	.000
Boston College	0	1	.000	Rice	2	1	.667
Buffalo	1	0	1.000	Rhode Island	1	0	1.000
California-Davis	1	0	1.000	Rutgers	0	2	.000
California-Riverside	2	0	1.000	Saint Joseph's	0	1	.000
Central Connecticut State	1	0	1.000	Sacred Heart	0	1	.000
Charlotte	1	0	1.000	Sam Houston State	2	0	1.000
Chicago State	1	0	1.000	San Diego State	0	1	.000
Clemson	2	0	1.000	Seton Hall	2	0	1.000
Colgate	1	0	1.000	South Alabama	2	0	1.000
Coppin State	1	0	1.000	South Carolina	6	6	.500
Davidson	1	0	1.000	South Florida	1	1	.500
Detroit	1	0	1.000	Stanford	0	1	.000
Duke	0	5	.000	Stephen F. Austin	2	0	1.000
Duquesne	1	0	1.000	Syracuse	2	0	1.000
ETSU	1	0	1.000	Temple	1	3	.250
Florida	6	6	.500	Tennessee	2	11	.154
Florida A&M	1	0	1.000	Tennessee-Chattanooga	1	1	.500
Florida International	1	1	.500	Tennessee Tech	1	0	1.000
Florida State	2	2	.500	Texas A&M	0	3	.000
Furman	1	0	1.000	Texas Pan-American	1	0	1.000
George Mason	1	0	1.000	Toledo	0	1	.000
Georgia Washington	4	3	.571	Troy	3	0	1.000
Georgia	5	6	.454	Tulane	1	0	1.000
Georgia Southern	2	0	1.000	University of Alabama-Birmingham	3	0	1.000
Georgia State	1	0	1.000	USC-Upstate	1	0	1.000
Grambling State	2	0	1.000	Valparaiso	1	0	1.000
Houston	1	0	1.000	Vanderbilt	0	12	.000
Illinois	2	0	1.000	Virginia	1	0	1.000
Indiana	0	2	.000	Virginia Tech	1	1	.500
Iowa	2	0	1.000	Wake Forest	1	1	.500
Jackson State	1	0	1.000	Western Carolina	2	0	1.000
Jacksonville State	3	1	.750	Western Michigan	1	0	1.000
James Madison	1	0	1.000	Winston-Salem State	2	0	1.000
Kansas	0	1	.000	Wisconsin	2	1	.667
Kansas State	0	1	.000	Wisconsin-Green Bay	0	1	.000
Kennesaw State	1	0	1.000	Xavier	1	2	.333
Kent State	0	1	.000	<b>Total</b>	<b>182</b>	<b>128</b>	<b>0.588</b>
Kentucky	5	7	.417				
Lehigh	1	0	1.000				
Liberty	2	0	1.000				
LSU	3	8	.273				
Louisiana-Lafayette	1	0	1.000				
Louisville	0	2	.000				
Loyola	1	0	1.000				
Loyola Marymount	1	0	1.000				
Marist	0	1	.000				
Marquette	0	1	.000				
Maryland	1	0	1.000				
Maryland-Eastern Shore	1	0	1.000				
Mercer	2	0	1.000				
Miami (Fla.)	3	1	.750				
Michigan	2	0	1.000				
Michigan State	1	1	.500				
Minnesota	1	0	1.000				
Mississippi State	6	5	.545				
Monmouth	1	0	1.000				
Nevada	1	0	1.000				
New Orleans	1	0	1.000				
North Carolina	0	1	.000				
North Carolina A&T	2	0	1.000				
North Carolina State	2	1	.667				
Northwestern	1	1	.500				
Notre Dame	1	1	.500				
Oakland	2	0	1.000				
Ole Miss	7	5	.583				

# SERIES HISTORY

## ALABAMA

### ALABAMA LEADS 5-2

DATE	H/A	RESULT	SCORE
11/23/82	h	L	56-63
11/30/83	a	L	49-79
12/29/92	n	L	101-103 (ot)
12/18/15	a	W	70-58
12/17/16	a	L	65-67
3/26/17	h	W	76-66
3/22/18	a	L	59-61

### SERIES

Home: 1-1, Away: 1-3, Neutral: 0-0

## ALABAMA A&M

### GT LEADS 1-0

DATE	H/A	RESULT	SCORE
12/7/13	h	W	93-56

### SERIES

Home: 1-0, Away: 0-0, Neutral: 0-0

## ALABAMA STATE

### GT LEADS 7-0

DATE	H/A	RESULT	SCORE
12/30/05	h	W	76-46
11/11/11	h	W	97-37
12/29/13	h	W	99-58
12/17/14	h	W	77-53
11/24/15	h	W	80-54
11/13/16	h	W	70-48
2/5/18	h	W	69-42

### SERIES

Home: 7-0, Away: 0-0, Neutral: 0-0

## ALASKA ANCHORAGE

### ALASKA ANCHORAGE LEADS 1-0

DATE	H/A	RESULT	SCORE
12/20/94	a	L	85-87

### SERIES

Home: 0-0, Away: 0-1, Neutral: 0-0

## ALBANY STATE

### ALBANY STATE LEADS 1-5

DATE	H/A	RESULT	SCORE
1975-76		L	33-93
		L	22-105
1/3/80	h	L	74-75
1/26/80	a	L	84-89
1/14/81	a	L	73-85
1/28/81	h	W	74-69

### SERIES

Home: 1-1, Away: 0-2, Neutral: 0-0

## ALCORN STATE

### GT LEADS 4-0

DATE	H/A	RESULT	SCORE
11/22/91	n	W	98-69
12/31/04	h	W	62-43
12/29/06	h	W	76-54
12/16/12	h	W	76-49

### SERIES

Home: 3-0, Away: 0-1, Neutral: 1-0

## AMERICAN

### AMERICAN LEADS 2-0

DATE	H/A	RESULT	SCORE
11/15/97	a	L	66-82
11/15/98	h	L	67-87

### SERIES

Home: 0-1, Away: 0-1, Neutral: 0-0

## APPALACHIAN STATE

### GT LEADS 9-1

DATE	H/A	RESULT	SCORE
12/13/88	h	L	59-83
2/14/92	a	W	95-73
12/18/92	h	W	110-72
1/1/96	h	W	95-68
12/3/96	a	W	88-80(ot)
11/27/05	h	W	68-45
11/14/06	a	W	79-53
12/11/16	h	W	81-52
11/10/17	a	W	75-41
11/11/18	h	W	71-53

### SERIES

Home: 5-1, Away: 4-0, Neutral: 0-0

## ARIZONA

### GT LEADS 2-0

DATE	H/A	RESULT	SCORE
1/7/85	h	W	65-59
12/20/09	h	W	70-48

### SERIES

Home: 2-0, Away: 0-0, Neutral: 0-0

## ARKANSAS

### ARKANSAS LEADS 2-0

DATE	H/A	RESULT	SCORE
3/21/00	a	L	67-78
2/13/05	n	L	59-71

### SERIES

Home: 0-0, Away: 0-1, Neutral: 0-1

## ARKANSAS LITTLE ROCK

### ALR LEADS 1-0

DATE	H/A	RESULT	SCORE
3/21/10	n	L	53-63

### SERIES

Home: 0-0, Away: 0-0, Neutral: 0-1

## ARKANSAS-PINE BLUFF

### GT LEADS 1-0

DATE	H/A	RESULT	SCORE
11/20/05	h	W	74-36

### SERIES

Home: 1-0, Away: 0-0, Neutral: 0-0

## ARKANSAS STATE

### GT LEADS 1-0

DATE	H/A	RESULT	SCORE
12/1/01	n	W	77-52

### SERIES

Home: 0-0, Away: 0-0, Neutral: 1-0

## ARMSTRONG STATE

### GT LEADS 4-1

DATE	H/A	RESULT	SCORE
1976-77		W	57-54
1977-78		W	90-36

1/6/79	a	W	90-73
1/27/79	h	W	80-71
		L	51-61

### SERIES

Home: 0-1, Away: 1-0, Neutral: 0-0

## ARMY

### GT LEADS 3-0

DATE	H/A	RESULT	SCORE
12/5/91	a	W	71-55
12/21/94	n	W	85-51
1/2/10	h	W	76-47

### SERIES

Home: 1-0, Away: 1-0, Neutral: 1-0

## ATLANTA CHRISTIAN

### GT LEADS 4-0

DATE	H/A	RESULT	SCORE
1975-76		W	55-23
		W	90-14
1976-77		W	93-52
		W	99-34

### SERIES

Home: 0-0, Away: 0-0, Neutral: 0-0

## AUBURN

### AUBURN LEADS 3-0

DATE	H/A	RESULT	SCORE
1975-76		L	28-89
		L	28-78
12/30/97	h	L	41-70

### SERIES

Home: 0-1, Away: 0-0, Neutral: 0-0

## AUBURN-MONTGOMERY

### GT LEADS 4-0

DATE	H/A	RESULT	SCORE
12/30/86	h	W	74-58
2/10/88	h	W	89-72
2/13/89	h	W	80-57
1/8/90	h	W	89-63

### SERIES

Home: 4-0, Away: 0-0, Neutral: 0-0

## AUGUSTA COLLEGE

### AUGUSTA COLLEGE LEADS 8-1

DATE	H/A	RESULT	SCORE
1974-75		L	14-67
		L	26-49
1975-76		L	20-80
		L	28-71
1976-77		L	47-48
1977-78		L	65-84
		W	78-62
1/5/79	a	L	54-58
2/8/79	h	L	72-73

### SERIES

Home: 0-1, Away: 0-1, Neutral: 0-0

## BAYLOR

### BAYLOR LEADS 2-0

DATE	H/A	RESULT	SCORE
3/24/12	n	L	68-83
11/25/17	n	L	57-80

### SERIES

Home: 0-0, Away: 0-0, Neutral: 0-2

## BELMONT

### GT LEADS 1-0

DATE	H/A	RESULT	SCORE
1/24/98	h	W	76-64

### SERIES

Home: 1-0, Away: 0-0, Neutral: 0-0

## BERRY

### BERRY LEADS 5-0

DATE	H/A	RESULT	SCORE
1974-75		L	31-105
1975-76		L	13-107
	n	L	41-109
1978-79	n	L	68-92
11/24/81	h	L	61-82

### SERIES

Home: 0-1, Away: 0-0, Neutral: 0-2

## BETHUNE COOKMAN

### GT LEADS 1-0

DATE	H/A	RESULT	SCORE
3/15/18	h	W	85-32

### SERIES

Home: 1-0, Away: 0-0, Neutral: 0-0

## BOISE STATE

### GT LEADS 1-0

DATE	H/A	RESULT	SCORE
2/25/90	n	W	93-66

### SERIES

Home: 0-0, Away: 0-0, Neutral: 1-0

## BOSTON COLLEGE

### GT LEADS 13-6

DATE	H/A	RESULT	SCORE
12/28/91	n	W	97-61
11/29/97	h	W	81-79
2/9/06	a	L	55-57
1/25/07	h	W	60-49
2/18/08	a	L	53-62
1/8/09	h	L	64-65(ot)
1/17/10	a	L	51-77
1/23/11	h	W	67-54
1/15/12	a	W	68-58
2/19/12	h	W	85-48
3/3/13	a	L	68-74
3/2/14	h	W	84-74
1/8/15	a	W	80-77
1/31/16	h	W	62-56
1/12/17	a	W	71-67
3/1/17	n	W	71-67
2/8/18	h	W	67-43
1/3/19	a	W	81-76
1/19/20	h	L	55-48

### SERIES

Home: 7-2, Away: 4-4, Neutral: 2-0

## BOWLING GREEN

### GT LEADS 1-0

DATE	H/A	RESULT	SCORE
3/19/11	n	W	69-58

### SERIES

Home: 0-0, Away: 0-0, Neutral: 1-0

## BRYAN

### GT LEADS 4-0

DATE	H/A	RESULT	SCORE
1976-77		W	51-39

# SERIES HISTORY

	W	57-46
1977-78	W	55-29
	W	81-44

## SERIES

Home: 0-0, Away: 0-0, Neutral: 0-0

## BUTLER

### BUTLER LEADS 1-0

DATE	H/A	RESULT	SCORE
12/2/94	h	L	66-67

## SERIES

Home: 0-1, Away: 0-0, Neutral: 0-0

## CAL SANTA BARBARA

### GT LEADS 1-0

DATE	H/A	RESULT	SCORE
11/28/86	h	W	84-48

## SERIES

Home: 1-0, Away: 0-0, Neutral: 0-0

## CAMPBELL

### CAMPBELL LEADS 1-0

DATE	H/A	RESULT	SCORE
12/20/90	n	L	75-82

## SERIES

Home: 0-0, Away: 0-0, Neutral: 0-1

## CENTRAL ARKANSAS

### GT LEADS 2-0

DATE	H/A	RESULT	SCORE
12/21/11	n	W	67-61
12/14/14	h	W	88-50

## SERIES

Home: 1-0, Away: 0-0, Neutral: 1-0

## CENTRAL FLORIDA

### GT LEADS 3-0

DATE	H/A	RESULT	SCORE
12/15/02	a	W	62-58
12/14/03	h	W	70-48
3/19/17	h	W	63-51

## SERIES

Home: 2-0, Away: 1-0, Neutral: 0-0

## CHARLESTON SOUTHERN

### GT LEADS 5-0

DATE	H/A	RESULT	SCORE
11/28/97	h	W	87-64
12/7/99	h	W	103-65
1/30/01	h	W	94-65
1/29/02	h	W	79-52
12/19/17	h	W	78-51

## SERIES

Home: 5-0, Away: 0-0, Neutral: 0-0

## CHARLOTTE

### GT LEADS 1-0

DATE	H/A	RESULT	SCORE
11/15/02	h	W	67-57

## SERIES

Home: 1-0, Away: 0-0, Neutral: 0-0

## CHATTANOOGA

### GT LEADS 14-2

DATE	H/A	RESULT	SCORE
11/30/85	h	L	69-76
2/5/86	h	W	82-77
12/2/86	h	W	69-60
2/28/88	a	L	76-79
1/2/89	h	W	74-71
12/31/89	a	W	94-82
1/16/91	h	W	98-73
11/30/91	h	W	114-57
2/24/93	a	W	68-67(ot)
1/5/94	h	W	71-70
12/15/94	a	W	74-71
12/13/95	h	W	81-62
1/8/97	a	W	72-56
12/1/97	h	W	70-42
12/16/98	a	W	94-60
3/18/00	a	W	81-74

## SERIES

Home: 8-1, Away: 6-1, Neutral: 0-0

## CHICAGO STATE

### GT LEADS 1-0

DATE	H/A	RESULT	SCORE
12/29/07	h	W	57-31

## SERIES

Home: 1-0, Away: 0-0, Neutral: 0-0

## CLEMSON

### CLEMSON LEADS 45-41

DATE	H/A	RESULT	SCORE
1/31/80	a	L	67-103
1/7/81	h	L	53-75
12/14/81	a	L	50-72
2/26/82	n	L	54-62
1/27/83	h	L	67-79
2/5/83	a	L	66-84
1/11/84	a	L	70-82
1/25/84	h	L	72-79
1/9/85	h	L	81-84(ot)
2/11/85	a	L	75-95
12/16/85	h	L	80-90
1/18/86	a	L	73-84
1/22/87	a	W	81-78
2/23/87	h	W	82-66
1/27/88	a	L	72-94
2/3/88	h	L	74-90
1/18/89	a	L	56-83
2/22/89	h	L	62-89
3/4/89	n	L	74-94
1/24/90	a	L	69-77
2/12/90	h	L	75-80
1/23/91	h	L	61-62
2/11/91	a	L	64-76
1/22/92	h	L	69-73
2/4/92	a	W	59-57
3/8/92	n	W	74-73
12/16/92	h	W	86-68 (Omni)
1/26/93	a	L	80-85
3/6/93	n	L	66-87
1/26/94	a	L	52-77
2/25/94	h	L	51-55
1/26/95	a	L	56-68
2/25/95	h	W	68-60
1/25/96	h	W	55-38
2/25/96	a	W	72-62
1/13/97	h	L	59-67
2/8/97	a	L	50-52
1/22/98	a	L	56-79
2/22/98	h	L	58-89
1/10/99	h	L	56-61
2/11/99	a	L	41-69
12/4/99	h	W	81-62
1/31/00	a	L	43-72
1/18/01	h	L	64-72

2/19/01	a	L	49-68
1/26/02	h	W	83-78
2/21/02	a	L	65-68
1/23/03	h	W	89-78(ot)
2/23/03	a	W	78-63
1/18/04	h	L	61-75
2/19/04	a	L	47-59
1/26/05	h	W	53-48
2/24/05	a	L	49-58
1/8/06	a	L	63-72
1/29/06	h	W	83-64
1/7/07	a	W	63-57
2/19/07	h	W	62-59
1/31/08	h	W	77-59
2/24/08	a	W	74-58
2/1/09	h	W	49-41
2/22/09	a	W	89-54
3/5/09	n	L	69-81
1/11/10	h	W	72-58
2/8/10	a	W	68-53
1/9/11	a	W	64-53
2/17/11	h	W	72-46
1/29/12	a	W	63-54
2/26/12	h	W	62-50
1/6/13	a	W	81-59
2/28/13	h	W	74-48
1/8/14	a	W	89-68
1/30/14	h	L	79-80(ot)
1/4/15	h	W	74-66
2/22/15	a	W	71-59
3/4/15	n	W	80-53
1/24/16	a	W	76-63
2/14/16	h	W	77-48
1/29/17	a	L	61-62
2/23/17	h	W	72-58
12/31/17	h	W	66-33
2/4/18	a	W	60-48
2/28/18	n	W	61-52
1/17/19	a	L	61-71
2/21/19	h	W	75-53
1/12/20	h	W	49-47
3/1/20	a	W	56-44

## SERIES

Home: 21-17, Away: 17-24, Neutral: 3-4

## COASTAL CAROLINA

### GT LEADS 1-0

DATE	H/A	RESULT	SCORE
2/22/88	h	W	92-60

## SERIES

Home: 1-0, Away: 0-0, Neutral: 0-0

## COLLEGE OF CHARLESTON

### GT LEADS 2-0

DATE	H/A	RESULT	SCORE
11/23/05	h	W	66-50
12/20/06	a	W	82-50

## SERIES

Home: 1-0, Away: 1-0, Neutral: 0-0

## COLORADO

### GT LEADS 1-0

DATE	H/A	RESULT	SCORE
11/21/84	h	W	76-56

## SERIES

Home: 1-0, Away: 0-0, Neutral: 0-0

## CONNECTICUT

### UCONN LEADS 2-0

DATE	H/A	RESULT	SCORE
11/16/08	a	L	71-82
11/21/10	h	L	51-71

## SERIES

Home: 0-1, Away: 0-1, Neutral: 0-0

## COLUMBIA

### GT LEADS 1-0

DATE	H/A	RESULT	SCORE
1/22/86	h	W	87-69

## SERIES

Home: 1-0, Away: 0-0, Neutral: 0-0

## CONVERSE

### GT LEADS 3-0

DATE	H/A	RESULT	SCORE
1977-78		W	83-62
		W	86-67
12/1/84	h	W	116-31

## SERIES

Home: 1-0, Away: 0-0, Neutral: 0-0

## COPPIN STATE

### GT LEADS 2-0

DATE	H/A	RESULT	SCORE
1/15/92	h	W	100-42
11/8/13	h	W	79-57

## SERIES

Home: 2-0, Away: 0-0, Neutral: 0-0

## CORNELL

### GT LEADS 2-0

DATE	H/A	RESULT	SCORE
12/3/94	h	W	90-66
11/24/00	h	W	74-68

## SERIES

Home: 2-0, Away: 0-0, Neutral: 0-0

## COVENANT

### GT LEADS 8-0

DATE	H/A	RESULT	SCORE
1976-77		W	62-26
		W	59-37
1977-78		W	85-52
		W	69-50
1978-79	h	W	90-60
2/12/79	a	W	92-65
12/1/81	h	W	75-36
11/29/82		W	forfeit

## SERIES

Home: 2-0, Away: 1-0, Neutral: 0-0

## DARTMOUTH

### GT LEADS 1-0

DATE	H/A	RESULT	SCORE
12/17/00	h	W	79-62

## SERIES

Home: 1-0, Away: 0-0, Neutral: 0-0

## DAVIDSON

### GT LEADS 3-1

DATE	H/A	RESULT	SCORE
12/3/97	h	L	72-90
11/21/98	a	W	88-70
12/2/03	h	W	60-54
11/9/07	h	W	69-50

## SERIES

Home: 2-1, Away: 1-0, Neutral: 0-0



## SERIES HISTORY

## DAYTON

## SERIES TIED 1-1

DATE	H/A	RESULT	SCORE
11/25/16	n	W	81-62
12/21/18	n	L	66-85

## SERIES

Home: 0-0, Away: 0-0, Neutral: 1-1

## DEKALB CENTRAL

## DEKALB CENTRAL LEADS 2-0

DATE	H/A	RESULT	SCORE
1974-75		L	25-83
		L	49-94

## SERIES

Home: 0-0, Away: 0-0, Neutral: 0-0

## DEKALB SOUTH

## GT LEADS 2-0

DATE	H/A	RESULT	SCORE
1974-75		W	56-48
		W	56-45

## SERIES

Home: 0-0, Away: 0-0, Neutral: 0-0

## DEPAUL

## GT LEADS 1-0

DATE	H/A	RESULT	SCORE
3/17/07	n	W	55-54

## SERIES

Home: 0-0, Away: 0-0, Neutral: 1-0

## DRAKE

## DRAKE LEADS 1-0

DATE	H/A	RESULT	SCORE
2/25/83	n	L	63-83

## SERIES

Home: 0-0, Away: 0-0, Neutral: 0-1

## DREXEL

## GT LEADS 1-0

DATE	H/A	RESULT	SCORE
11/28/96	h	W	84-65

## SERIES

Home: 1-0, Away: 0-0, Neutral: 0-0

## DUKE

## DUKE LEADS 62-10

DATE	H/A	RESULT	SCORE
1/13/79	a	L	55-70
1/21/80	h	L	71-72
2/6/81	a	L	51-74
11/27/81	a	L	50-62
2/6/82	h	W	64-61
1/3/83	h	L	43-55
1/31/83	a	L	40-80
1/7/84	h	L	72-74
2/11/84	a	L	61-69
1/12/85	h	L	58-65
1/25/85	a	L	67-75
1/11/86	h	L	69-78
1/25/86	a	L	61-77
1/26/87	a	L	66-85
2/7/87	h	L	72-86
1/15/88	a	L	71-77(ot)
1/30/88	h	L	71-80
1/28/89	a	W	97-94(ot)
2/25/89	h	L	71-78

1/13/90	a	L	68-72
1/27/90	h	W	78-74
1/26/91	h	L	79-93
2/24/91	a	L	76-89
1/3/92	a	L	76-80
3/2/92	h	W	75-53
1/29/93	a	W	86-80(ot)
2/26/93	h	W	72-67
1/14/94	a	L	59-77
2/27/94	h	W	61-56
1/18/95	h	L	71-80
2/18/95	a	L	68-77
1/17/96	a	L	66-78
2/17/96	h	L	55-70
12/12/96	a	L	65-74
1/27/97	h	L	58-83
1/4/98	a	L	56-87
2/5/98	h	L	55-58
2/27/98	n	L	56-100
1/7/99	a	L	46-113
2/7/99	h	L	73-74
1/9/00	h	L	45-64
2/11/00	a	L	51-83
3/5/00	n	L	56-77
1/11/01	a	L	83-86
2/12/01	h	L	54-74
12/30/01	h	L	60-76
1/31/02	a	L	50-86
1/13/03	h	L	59-79
2/13/03	a	L	43-82
3/9/03	n	L	52-76
1/8/04	h	L	45-77
2/7/04	a	L	41-81
1/17/05	a	L	59-82
2/20/05	h	L	55-73
1/11/06	h	L	59-67
1/10/07	a	L	51-83
1/24/08	h	L	47-73
1/25/09	a	L	34-60
2/19/10	h	L	50-64
3/6/10	n	L	55-67
1/21/11	a	L	32-69
3/5/11	n	L	66-74
1/18/12	h	L	62-79
12/6/12	a	L	52-85
1/5/14	h	L	47-64
3/7/14	n	L	52-82
2/26/15	h	W	71-62
2/21/16	a	W	64-59
1/5/17	h	L	68-75
2/1/18	a	L	59-77
1/10/19	h	W	70-64
1/26/20	a	L	58-46

## SE/RIES

Home: 7-26, Away: 3-30, Neutral: 0-6

## EAST CAROLINA

## EAST CAROLINA LEADS 2-1

DATE	H/A	RESULT	SCORE
1/24/82	h	L	46-80
2/5/84	a	L	56-61(ot)
12/31/02	h	W	88-75

## SERIES

Home: 1-1, Away: 0-1, Neutral: 0-0

## EAST TENNESSEE ST

## GT LEADS 5-0

DATE	H/A	RESULT	SCORE
11/24/90	h	W	89-62
2/3/93	h	W	88-55
2/9/94	a	W	88-73
11/29/02	h	W	85-35
12/15/19	h	W	87-48

## SERIES

Home: 4-0, Away: 1-0, Neutral: 0-0

## EASTERN WASHINGTON

## GT LEADS 1-0

DATE	H/A	RESULT	SCORE
11/24/01	h	W	91-36

## SERIES

Home: 1-0, Away: 0-0, Neutral: 0-0

## ELON

## GT LEADS 2-0

DATE	H/A	RESULT	SCORE
11/26/99	h	W	85-53
3/19/15	h	W	80-53

## SERIES

Home: 2-0, Away: 0-0, Neutral: 0-0

## EMORY

## GT LEADS 1-0

DATE	H/A	RESULT	SCORE
1974-75		W	52-28

## SERIES

Home: 0-0, Away: 0-0, Neutral: 0-0

## ERSKINE

## ERSKINE LEADS 1-0

DATE	H/A	RESULT	SCORE
1/18/79	h	L	54-74

## SERIES

Home: 0-1, Away: 0-0, Neutral: 0-0

## FAIRFIELD

## GT LEADS 1-0

DATE	H/A	RESULT	SCORE
12/30/94	a	W	111-66

## SERIES

Home: 0-0, Away: 1-0, Neutral: 0-0

## FLORIDA

## GT LEADS 1-0

DATE	H/A	RESULT	SCORE
12/5/86	n	W	82-72

## SERIES

Home: 0-0, Away: 0-0, Neutral: 1-0

## FLORIDA ATLANTIC

## GT LEADS 1-0

DATE	H/A	RESULT	SCORE
11/21/03	a	W	73-62

## SERIES

Home: 0-0, Away: 1-0, Neutral: 0-0

## FLORIDA A&amp;M

## GT LEADS 2-0

DATE	H/A	RESULT	SCORE
12/31/03	h	W	84-45
12/30/08	h	W	77-42

## SERIES

Home: 2-0, Away: 0-0, Neutral: 0-0

## FLORIDA GULF COAST

## GT LEADS 1-0

DATE	H/A	RESULT	SCORE
------	-----	--------	-------

11/21/09	h	W	58-48
----------	---	---	-------

## SERIES

Home: 1-0, Away: 0-0, Neutral: 0-0

## FLORIDA INTERNATIONAL

## GT LEADS 3-0

DATE	H/A	RESULT	SCORE
12/16/80	a	W	79-43
12/29/09	a	W	68-57
12/30/12	a	W	65-63

## SERIES

Home: 0-0, Away: 3-0, Neutral: 0-0

## FLORIDA STATE

## FSU LEADS 27-22

DATE	H/A	RESULT	SCORE
1974-75	a	L	22-58
11/20/80	h	W	97-84
12/11/91	a	W	70-68
1/11/92	h	L	66-77
1/18/93	h	L	71-79
2/12/93	a	W	61-46
12/18/93	a	W	65-62
2/1/94	h	W	63-51
1/23/95	h	L	58-60
1/30/95	a	W	68-57
1/22/96	h	W	97-65
1/31/96	a	L	85-90(3ot)
2/29/96	n	L	51-64
1/21/97	h	W	75-51
2/10/97	a	W	68-60
1/18/98	h	L	53-88
2/19/98	a	L	56-77
1/2/99	h	W	92-70
1/31/99	a	W	86-78
1/16/00	a	L	64-93
2/17/00	h	L	74-77
1/5/01	h	L	65-66
2/5/01	a	L	69-89
12/5/01	h	L	78-87
1/20/02	a	W	73-56
1/20/03	a	L	47-66
2/19/03	h	W	86-56
3/8/03	n	W	64-59
1/2/04	h	W	66-59
1/25/04	a	W	73-62
1/6/05	a	W	59-58
2/27/05	h	L	49-51
2/2/06	h	L	54-59
2/9/07	a	L	52-63
2/3/08	h	W	83-73
1/18/09	a	L	49-59
2/15/10	h	L	59-69
2/11/11	a	L	60-73
1/22/12	a	W	79-55
1/3/13	h	L	78-85
1/25/13	a	L	71-76
2/27/14	a	W	86-78
2/1/15	h	W	79-71
1/10/16	a	L	69-75
1/26/17	h	L	63-69
2/25/18	a	L	61-64
3/3/19	h	L	55-64
1/9/20	a	W	67-52
2/23/20	h	W	65-62

## SERIES

Home: 9-14, Away: 12-12, Neutral: 1-1

## FORDHAM

## GT LEADS 5-0

DATE	H/A	RESULT	SCORE
12/28/84	n	W	77-56
12/6/87	a	W	79-78
12/30/92	n	W	69-68
12/8/01	a	W	51-49
12/21/02	h	W	69-53

# SERIES HISTORY

## SERIES

Home: 1-0, Away: 2-0, Neutral: 2-0

## FORT VALLEY

### FORT VALLEY LEADS 1-0

DATE	H/A	RESULT	SCORE
1974-75	n	L	39-76

## SERIES

Home: 0-0, Away: 0-0, Neutral: 0-1

## FRESNO STATE

### GT LEADS 1-0

DATE	H/A	RESULT	SCORE
12/30/00	h	W	87-56

## SERIES

Home: 1-0, Away: 0-0, Neutral: 0-0

## FURMAN

### GT LEADS 8-2

DATE	H/A	RESULT	SCORE
1977-78		L	77-79
1/12/79	a	W	88-68
1/14/80	h	W	98-50
2/16/81	a	W	83-54
12/31/85	h	W	85-81
11/25/89	h	L	92-108
12/21/90	a	W	89-85
2/16/93	h	W	86-72
1/19/94	a	W	79-63
11/28/94	h	W	78-60

## SERIES

Home: 3-1, Away: 4-0, Neutral: 0-0

## GEORGE WASHINGTON

### GT LEADS 1-0

DATE	H/A	RESULT	SCORE
11/22/18	n	W	70-55

## SERIES

Home: 0-0, Away: 0-0, Neutral: 1-0

## GEORGETOWN

### SERIES TIED 1-1

DATE	H/A	RESULT	SCORE
11/25/10	n	L	58-67
3/20/12	n	W	76-64

## SERIES

Home: 0-0, Away: 0-0, Neutral: 1-1

## GEORGIA

### GEORGIA LEADS 35-7

DATE	H/A	RESULT	SCORE
1974-75	a	L	38-96
1975-76	a	L	22-77
	a	L	35-60
11/30/79	a	L	78-97
1/16/80	h	L	77-78
11/28/80	h	L	51-91
1/12/81	a	L	53-79
2/26/81	n	L	70-89
12/4/81	a	L	43-86
2/8/82	h	L	52-69
12/4/82	a	L	56-90
12/2/83	n	L	52-89
11/29/84	h	L	69-100
12/2/85	a	L	58-93
1/29/87	h	L	57-72
12/2/87	a	L	71-92
11/28/88	h	L	58-73
11/29/89	a	L	70-85

12/15/93	n	L	52-67
12/13/94	n	L	81-113
1/18/99	n	L	82-88
1/20/00	n	L	58-86
12/8/00	n	L	61-78
12/27/01	n	L	52-69
12/27/02	n	W	65-61
12/27/03	n	L	62-78
12/3/04	h	W	55-49
12/4/05	a	L	66-72
12/3/06	h	L	69-79
12/2/07	a	L	64-71
12/5/08	h	W	57-42
12/6/09	a	L	50-56
12/5/10	h	W	69-53
12/4/11	a	L	68-75
12/2/12	h	L	50-60
11/24/13	a	L	56-63
11/23/14	h	L	57-64
11/22/15	a	L	66-78
11/20/16	h	W	52-45
12/17/17	a	L	53-60
11/18/18	h	W	63-53
11/17/19	a	W	73-40

## SERIES

Home: 5-9, Away: 1-17, Neutral: 1-9

## GEORGIA BAPTIST

### GT LEADS 5-1

DATE	H/A	RESULT	SCORE
1974-75		L	38-50
1976-77		W	68-47
		W	63-40
		W	60-46
1977-78		W	100-38
		W	88-43

## SERIES

Home: 0-0, Away: 0-0, Neutral: 0-0

## GEORGIA COLLEGE

### GT LEADS 3-1

DATE	H/A	RESULT	SCORE
1977-78		L	79-86
		W	83-70
11/18/78	h	W	85-49
12/9/78	a	W	86-50

## SERIES

Home: 1-0, Away: 1-0, Neutral: 0-0

## GEORGIA SOUTHERN

### GSU LEADS 7-4

DATE	H/A	RESULT	SCORE
11/14/79	a	L	56-62
1/5/80	h	L	77-81
2/21/80	n	L	51-87
1/31/81	a	L	60-87
2/24/81	h	L	64-80
2/13/85	h	W	75-57
2/13/86	h	W	79-71
1/15/87	a	L	65-75
12/2/88	n	L	60-61
12/12/94	h	W	79-66
12/9/07	h	W	78-50

## SERIES

Home: 4-2, Away: 0-3, Neutral: 0-2

## GEORGIA SOUTHWESTERN

### GT LEADS 4-0

DATE	H/A	RESULT	SCORE
1/29/79	h	W	67-42
2/16/79	a	W	90-68
11/19/81	h	W	78-56
12/2/82	h	W	74-60

## SERIES

Home: 3-0, Away: 1-0, Neutral: 0-0

## GEORGIA STATE

### GT LEADS 28-11

DATE	H/A	RESULT	SCORE
1975-76		L	30-80
		L	40-101
11/20/79	h	L	62-85
2/5/80	a	L	57-75
1/5/81	a	L	52-73
1/21/81	h	L	70-76
1/19/82	h	W	57-51
2/20/82	a	W	71-67
1/19/83	h	L	69-73
2/7/83	a	L	64-69
12/17/83	n	W	80-43
1/31/84	h	W	83-70
2/9/84	a	L	56-59
2/7/85	a	W	69-68 (ot)
2/23/85	h	W	80-75
2/24/86	h	L	75-80
12/14/93	a	W	82-58
2/13/95	h	W	107-62
1/29/96	a	W	76-60
2/4/97	h	W	76-56
11/18/97	a	W	73-59
12/19/98	h	L	56-66
11/23/99	a	W	75-51
11/29/00	h	W	75-70
12/18/01	a	W	71-68
12/18/02	h	W	65-46
12/6/03	a	W	69-64
11/19/04	h	W	72-30
11/30/05	a	W	60-51
11/16/06	h	W	83-41
12/22/07	a	W	79-67
11/26/08	h	W	74-56
12/22/09	a	W	62-50
11/12/10	h	W	66-56
12/16/11	a	W	85-50
12/3/16	h	W	73-42
11/21/17	h	W	75-51
12/2/18	a	W	78-71
11/20/19	h	W	69-28

## SERIES

Home: 14-5, Away: 13-4, Neutral: 1-0

## GORDON

### GT LEADS 2-0

DATE	H/A	RESULT	SCORE
1974-75		W	51-33
		W	47-36

## SERIES

Home: 0-0, Away: 0-0, Neutral: 0-0

## GRAMBLING STATE

### GT LEADS 3-0

DATE	H/A	RESULT	SCORE
12/5/04	h	W	66-52
11/25/14	h	W	97-64
11/10/19	h	W	89-42

## SERIES

Home: 3-0, Away: 0-0, Neutral: 0-0

## HAMPTON

### GT LEADS 2-0

DATE	H/A	RESULT	SCORE
12/28/09	n	W	63-54
12/30/13	h	W	89-70

## SERIES

Home: 1-0, Away: 0-0, Neutral: 1-0

## HAWAII

### GT LEADS 1-0

DATE	H/A	RESULT	SCORE
3/28/92	n	W	90-72

## SERIES

Home: 0-0, Away: 0-0, Neutral: 1-0

## HIGH POINT

### GT LEADS 1-0

DATE	H/A	RESULT	SCORE
11/27/15	n	W	81-61

## SERIES

Home: 0-0, Away: 0-0, Neutral: 1-0

## HOFSTRA

### GT LEADS 3-0

DATE	H/A	RESULT	SCORE
12/4/92	h	W	111-62
11/27/99	h	W	89-61
12/21/00	a	W	77-74

## SERIES

Home: 2-0, Away: 1-0, Neutral: 1-0

## HOUSTON

### SERIES TIED 1-1

DATE	H/A	RESULT	SCORE
11/9/18	a	L	89-95 (2ot)
11/5/19	h	W	69-38

## SERIES

Home: 1-0, Away: 0-1, Neutral: 0-0

## HOWARD

### GT LEADS 1-0

DATE	H/A	RESULT	SCORE
12/17/88	n	W	87-82

## SERIES

Home: 0-0, Away: 0-0, Neutral: 1-0

## IDAHO STATE

### GT LEADS 1-0

DATE	H/A	RESULT	SCORE
11/23/18	n	W	74-51

## SERIES

Home: 0-0, Away: 0-0, Neutral: 1-0

## ILLINOIS

### GT LEADS 2-0

DATE	H/A	RESULT	SCORE
11/25/95	h	W	70-60
12/4/13	h	W	93-69

## SERIES

Home: 2-0, Away: 0-0, Neutral: 0-0

## IONA

### GT LEADS 1-0

DATE	H/A	RESULT	SCORE
12/20/87	a	W	108-88

## SERIES

Home: 0-0, Away: 1-0, Neutral: 0-0

## IOWA

### GT LEADS 2-0

DATE	H/A	RESULT	SCORE
------	-----	--------	-------

# SERIES HISTORY

11/28/07	a	W	76-57
3/22/09	a	W	76-62

## SERIES

Home: 0-0, Away: 2-0, Neutral: 0-0

## IOWA STATE

### IOWA STATE LEADS 1-0

DATE	H/A	RESULT	SCORE
3/2/08	n	L	55-58

## SERIES

Home: 0-0, Away: 0-0, Neutral: 0-1

## INDIANA

### INDIANA LEADS 1-0

DATE	H/A	RESULT	SCORE
12/2/15	a	L	60-69

## SERIES

Home: 0-0, Away: 0-1, Neutral: 0-0

## IUPUI

### TECH LEADS 1-0

DATE	H/A	RESULT	SCORE
12/20/15	a	W	60-50

## SERIES

Home: 1-0, Away: 0-0, Neutral: 0-0

## JACKSON STATE

### GT LEADS 1-0

DATE	H/A	RESULT	SCORE
1/2/08	h	W	79-42

## SERIES

Home: 1-0, Away: 0-0, Neutral: 0-0

## JACKSONVILLE

### GT LEADS 2-0

DATE	H/A	RESULT	SCORE
12/10/06	h	W	81-52
3/16/17	h	W	71-55

## SERIES

Home: 2-0, Away: 0-0, Neutral: 0-0

## JACKSONVILLE STATE

### GT LEADS 1-0

DATE	H/A	RESULT	SCORE
1/2/11	h	W	81-52

## SERIES

Home: 1-0, Away: 0-0, Neutral: 0-0

## JAMES MADISON

### GT LEADS 1-0

DATE	H/A	RESULT	SCORE
11/27/03	n	W	60-53

## SERIES

Home: 0-0, Away: 0-0, Neutral: 1-0

## KANSAS STATE

### KANSAS STATE LEADS 2-0

DATE	H/A	RESULT	SCORE
11/16/01	h	L	70-74
11/17/02	a	L	59-83

## SERIES

Home: 0-1, Away: 0-1, Neutral: 0-0

## KENNESAW STATE

### GT LEADS 13-0

DATE	H/A	RESULT	SCORE
11/26/82	a	W	68-55
12/6/06	h	W	81-43
12/30/07	h	W	83-68
11/19/08	h	W	77-49
12/18/09	a	W	94-48
11/17/10	h	W	79-60
11/22/11	h	W	94-51
11/13/12	h	W	80-51
11/19/14	h	W	77-47
11/16/16	a	W	86-49
11/15/17	h	W	86-48
12/16/18	h	W	60-35
12/8/19	a	W	63-47

## SERIES

Home: 9-0, Away: 4-0, Neutral: 1-0

## KENTUCKY

### KENTUCKY LEADS 1-0

DATE	H/A	RESULT	SCORE
1/15/06	n	L	62-66

## SERIES

Home: 0-0, Away: 0-0, Neutral: 0-1

## LAFAYETTE

### GT LEADS 3-0

DATE	H/A	RESULT	SCORE
12/3/89	n	W	89-64
12/10/94	h	W	95-38
12/30/98	h	W	100-52

## SERIES

Home: 2-0, Away: 0-0, Neutral: 1-0

## LIPSCOMB

### GT LEADS 1-0

DATE	H/A	RESULT	SCORE
12/29/14	h	W	71-53

## SERIES

Home: 1-0, Away: 0-0, Neutral: 0-0

## LONG ISLAND

### GT LEADS 3-0

DATE	H/A	RESULT	SCORE
11/18/01	a	W	80-49
11/26/02	h	W	82-47
11/28/09	a	W	73-56

## SERIES

Home: 1-0, Away: 2-0, Neutral: 0-0

## LONGWOOD

### GT LEADS 2-0

DATE	H/A	RESULT	SCORE
12/20/05	h	W	81-41
2/25/07	h	W	75-46

## SERIES

Home: 2-0, Away: 0-0, Neutral: 0-0

## LOUISIANA TECH

### GT LEADS 1-0

DATE	H/A	RESULT	SCORE
12/30/14	h	W	96-81

## SERIES

Home: 1-0, Away: 0-0, Neutral: 0-0

## LOUISVILLE

### LOUISVILLE LEADS 7-0

DATE	H/A	RESULT	SCORE
1/2/15	a	L	48-75
1/3/16	h	L	65-78
3/4/16	n	L	50-60
1/18/17	a	L	51-91
12/28/17	h	L	71-74
1/13/19	a	L	44-61
2/20/20	h	L	58-47

## SERIES

Home: 0-3, Away: 0-3, Neutral: 0-1

## LOYOLA CHICAGO

### GT LEADS 2-0

DATE	H/A	RESULT	SCORE
11/14/14	a	W	92-57
11/13/15	h	W	84-77

## SERIES

Home: 1-0, Away: 1-0, Neutral: 0-0

## LOYOLA MARYMOUNT

### GT LEADS 1-0

DATE	H/A	RESULT	SCORE
12/2/89	n	W	81-53

## SERIES

Home: 0-0, Away: 0-0, Neutral: 1-0

## LSU

### LSU LEADS 1-0

DATE	H/A	RESULT	SCORE
3/23/14	n	L	78-98

## SERIES

Home: 0-0, Away: 0-0, Neutral: 0-1

## MAINE

### GT LEADS 1-0

DATE	H/A	RESULT	SCORE
12/18/88	n	W	82-62

## SERIES

Home: 0-0, Away: 0-0, Neutral: 1-0

## MANHATTAN

### GT LEADS 2-0

DATE	H/A	RESULT	SCORE
12/3/95	a	W	90-61
12/30/96	h	W	105-63

## SERIES

Home: 1-0, Away: 1-0, Neutral: 0-0

## MARIST

### GT LEADS 2-0

DATE	H/A	RESULT	SCORE
12/19/87	a	W	66-45
12/7/91	a	W	93-63

## SERIES

Home: 0-0, Away: 2-0, Neutral: 0-0

## MARQUETTE

### GT LEADS 2-0

DATE	H/A	RESULT	SCORE
11/19/11	a	W	74-63
11/18/12	h	W	76-72

## SERIES

Home: 1-0, Away: 1-0, Neutral: 0-0

## MARS HILL

### MARS HILL LEADS 1-0

DATE	H/A	RESULT	SCORE
12/2/78	a	L	53-81

## SERIES

Home: 0-0, Away: 0-1, Neutral: 0-0

## MARSHALL

### GT LEADS 1-0

DATE	H/A	RESULT	SCORE
1/4/86	h	W	83-81

## SERIES

Home: 1-0, Away: 0-0, Neutral: 0-0

## MARYLAND

### MARYLAND LEADS 50-18

DATE	H/A	RESULT	SCORE
11/27/79	a	L	78-94
11/18/80	h	L	64-82
2/17/82	a	L	64-77
12/15/82	a	L	54-88
1/10/83	h	L	57-69
2/14/83	a	L	59-80
1/16/84	h	L	48-67
12/12/84	a	L	52-68
1/14/85	h	L	67-69
12/21/85	a	L	65-80
1/13/86	h	W	73-66
1/6/87	h	W	81-80(ot)
2/16/87	a	L	76-93
1/3/88	a	L	80-83
2/16/88	h	L	70-92
3/5/88	n	L	74-102
1/4/89	h	L	60-85
2/6/89	a	L	74-106
1/18/90	h	W	70-68
1/30/90	a	L	52-83
1/13/91	h	L	66-68
2/4/91	a	L	79-93
3/2/91	n	L	73-91
1/27/92	a	L	54-75
2/17/92	h	L	63-71
3/7/92	n	W	68-67
1/14/93	h	L	66-77
2/7/93	a	L	70-75
1/2/94	a	L	62-69
1/30/94	h	L	46-67
1/5/95	h	W	82-59
2/5/95	a	W	67-59
1/2/96	a	L	60-61
2/3/96	h	W	59-30
1/2/97	h	W	44-40
2/19/97	a	L	69-73
1/22/97	a	L	42-74
1/26/98	h	L	57-68
1/21/99	h	W	72-56
2/21/99	a	L	79-92
1/23/00	a	W	73-67
2/27/00	h	W	60-49
1/21/01	h	L	62-66
2/22/01	a	W	66-62
1/14/02	h	W	61-58
2/14/02	a	L	70-81(ot)
1/5/03	a	L	63-71
2/7/03	h	W	59-51
1/15/04	a	L	87-91
2/15/04	h	W	58-57
1/13/05	h	L	65-72
2/3/05	a	L	67-84
1/26/06	a	L	71-79
3/3/06	n	L	66-71
2/1/07	h	W	77-72
3/2/07	n	L	59-75
1/20/08	a	L	95-99(2ot)
2/19/09	h	L	79-87
2/5/10	a	W	61-60
2/3/11	h	L	53-56

# SERIES HISTORY

3/4/11	n	W	70-64
1/6/12	a	L	74-77
2/6/12	h	L	64-56
3/4/12	n	L	65-68
1/20/13	h	L	57-66
1/19/14	a	L	81-92
2/23/14	h	L	62-79
11/29/18	a	L	54-67

## SERIES

Home: 12-18, Away: 4-27, Neutral: 2-5

## MARYLAND-EASTERN SHORE

### GT LEADS 1-0

DATE	H/A	RESULT	SCORE
11/14/95	h	W	93-43

## SERIES

Home: 1-0, Away: 0-0, Neutral: 0-0

## MARYVILLE

### GT LEADS 2-0

DATE	H/A	RESULT	SCORE
1976-77		W	50-28
1977-78		W	97-51

## SERIES

Home: 1-0, Away: 0-0, Neutral: 0-0

## MASSACHUSETTS

### GT LEADS 1-0

DATE	H/A	RESULT	SCORE
12/31/05	h	W	57-43

## SERIES

Home: 1-0, Away: 0-0, Neutral: 0-0

## MCNEESE STATE

### GT LEADS 1-0

DATE	H/A	RESULT	SCORE
11/30/13	n	W	69-60

## SERIES

Home: 0-0, Away: 0-0, Neutral: 1-0

## MERCER

### GT LEADS 16-6

DATE	H/A	RESULT	SCORE
1/7/80	a	L	59-85
2/11/80	h	L	73-87
2/4/81	h	L	70-75
2/19/81	a	W	79-77
2/3/82	h	L	47-69
2/12/83	a	L	67-71
1/25/89	h	W	89-70
12/13/89	a	W	87-52
2/7/90	h	W	83-66
2/29/91	h	W	85-61
12/5/92	h	W	82-59
2/14/94	a	W	62-57
2/22/95	a	W	82-49
2/27/96	a	L	61-64
11/25/96	h	W	98-79
11/24/97	a	W	70-65(ot)
11/24/98	h	W	78-50
12/5/02	h	W	96-50
11/10/06	h	W	87-48
12/28/10	h	W	101-44
3/17/16	h	W	73-56
12/7/16	h	W	70-50

## SERIES

Home: 11-3, Away: 5-3, Neutral: 0-0

## MIAMI, FLA.

### MIAMI LEADS 17-15

DATE	H/A	RESULT	SCORE
12/15/80	a	L	80-86
12/30/91	a	L	63-78
3/13/02	h	L	64-73
1/23/05	a	W	62-46
3/4/05	n	L	58-60
1/5/06	h	L	63-75
2/26/06	a	L	85-90(2ot)
3/2/06	n	W	79-62
1/15/07	h	W	52-37
2/15/07	a	W	66-45
3/1/07	n	W	66-52
1/13/08	h	W	68-65
2/7/08	a	L	52-54
3/6/08	n	W	76-49
1/12/09	a	W	68-50
1/29/09	h	W	68-42
1/27/10	h	W	80-73(ot)
2/21/10	a	W	77-73
1/30/11	a	L	74-84(ot)
2/27/11	h	L	59-70
1/9/12	h	L	65-77
1/17/13	a	L	65-71
2/24/13	h	W	68-64
2/9/14	a	W	89-87
2/15/15	a	L	59-64
2/11/16	h	L	55-58
2/26/17	a	L	70-75
3/2/17	n	L	71-87
2/22/18	h	W	70-51
2/28/19	a	L	56-69
1/2/20	h	W	61-54
1/30/20	a	L	54-49 (ot)

## SERIES

Home: 7-4, Away: 5-11, Neutral: 3-2

## MIAMI, OHIO

### GT LEADS 1-0

DATE	H/A	RESULT	SCORE
11/30/02	h	W	78-62

## SERIES

Home: 1-0, Away: 0-0, Neutral: 0-0

## MICHIGAN

### MICHIGAN LEADS 2-0

DATE	H/A	RESULT	SCORE
12/16/16	h	L	52-92
4/1/17	n	L	79-89 (OT3)

## SERIES

Home: 0-1, Away: 0-0, Neutral: 0-1

## MICHIGAN STATE

### SERIES TIED 1-1

DATE	H/A	RESULT	SCORE
12/3/08	h	W	70-57
12/4/14	a	L	73-79 (OT)

## SERIES

Home: 1-0, Away: 0-1, Neutral: 0-0

## MIDDLE TENNESSEE ST.

### GT LEADS 5-0

DATE	H/A	RESULT	SCORE
12/3/10	h	W	68-48
12/11/11	a	W	58-47
12/22/16	a	W	61-60
3/23/17	h	W	70-57
12/3/17	h	W	48-45

## SERIES

Home: 3-0, Away: 1-0, Neutral: 2-0

## MINNESOTA

### SERIES TIED 2-2

DATE	H/A	RESULT	SCORE
12/1/90	a	W	84-69
12/13/92	a	W	82-62
12/1/93	h	L	73-77(ot)
11/30/14	n	L	69-72

## SERIES

Home: 0-1, Away: 2-0, Neutral: 0-1

## MISSISSIPPI STATE

### MISSISSIPPI STATE LEADS 4-1

DATE	H/A	RESULT	SCORE
12/9/99	h	L	56-71
12/3/00	a	L	68-88
3/15/01	a	L	73-77
12/30/06	h	L	56-62
12/16/07	a	W	70-58

## SERIES

Home: 0-2, Away: 1-2, Neutral: 0-0

## MISSISSIPPI UNIV. FOR WOMEN

### GT LEADS 2-0

DATE	H/A	RESULT	SCORE
1/28/82	h	W	75-59
11/25/83	n	W	76-61

## SERIES

Home: 1-0, Away: 0-0, Neutral: 1-0

## MISSISSIPPI VALLEY ST.

### GT LEADS 4-0

DATE	H/A	RESULT	SCORE
12/30/04	h	W	74-41
12/18/07	a	W	79-67
11/22/08	h	W	72-37
12/13/09	h	W	89-41

## SERIES

Home: 3-0, Away: 1-0, Neutral: 0-0

## MISSOURI

### GT LEADS 2-0

DATE	H/A	RESULT	SCORE
11/27/10	n	W	61-46
11/26/16	n	W	72-70

## SERIES

Home: 0-0, Away: 0-0, Neutral: 2-0

## MONMOUTH

### GT LEADS 2-0

DATE	H/A	RESULT	SCORE
11/28/87	h	W	76-70
12/19/99	a	W	79-68

## SERIES

Home: 1-0, Away: 1-0, Neutral: 0-0

## MORGAN STATE

### GT LEADS 1-0

DATE	H/A	RESULT	SCORE
11/16/14	h	W	105-76

## SERIES

Home: 1-0, Away: 0-0, Neutral: 0-0

## MORRIS BROWN

### GT LEADS 3-0

DATE	H/A	RESULT	SCORE
------	-----	--------	-------

1976-77		W	75-27
2/1/79	h	W	74-55
2/23/02	h	W	111-40

## SERIES

Home: 2-0, Away: 0-0, Neutral: 0-0

## MOUNT ST. MARY'S

### GT LEADS 1-0

DATE	H/A	RESULT	SCORE
11/25/00	h	W	102-90

## SERIES

Home: 1-0, Away: 0-0, Neutral: 0-0

## NEBRASKA

### GT LEADS 2-0

DATE	H/A	RESULT	SCORE
3/27/92	n	W	73-68
11/30/11	h	W	73-57

## SERIES

Home: 1-0, Away: 0-0, Neutral: 1-0

## NEW HAMPSHIRE

### GT LEADS 1-0

DATE	H/A	RESULT	SCORE
12/2/95	n	W	90-72

## SERIES

Home: 0-0, Away: 0-0, Neutral: 1-0

## NORTH CAROLINA

### NORTH CAROLINA LEADS 59-20

DATE	H/A	RESULT	SCORE
1/9/80	h	L	61-93
1/24/81	a	L	75-82
11/28/81	a	L	58-81
1/23/82	h	L	64-68(Omni)
1/6/83	h	L	58-99
1/29/83	a	L	58-96
3/4/83	n	L	80-85
1/28/84	a	L	73-81
2/20/84	h	L	75-95
1/19/85	h	L	68-88
1/27/85	a	L	50-81
1/27/86	a	L	65-88
2/22/86	h	L	81-92(ot)
1/2/87	h	L	75-80
1/24/87	a	L	81-86
2/28/87	n	L	54-64
1/17/88	a	L	74-82
2/13/88	h	W	76-74
1/14/89	h	W	87-81
1/29/89	a	W	97-89
1/11/90	a	W	90-73
2/10/90	h	L	77-81
1/9/91	h	W	101-86
2/22/91	a	W	83-63
1/5/92	a	L	69-83
2/29/92	h	L	70-73
1/5/93	h	W	73-63
1/31/93	a	L	68-72(ot)
1/16/94	a	L	51-87
2/12/94	h	L	79-89
3/5/94	n	L	55-78
1/7/95	a	L	62-74
2/8/95	h	L	62-84
1/6/96	h	L	74-78
2/7/96	a	L	72-88
1/11/97	a	L	53-80
1/30/97	h	L	77-80
1/8/98	h	L	48-69
2/8/98	a	L	58-85
12/3/98	a	L	68-85
1/24/99	h	W	91-84
2/27/99	n	L	71-87



# SERIES HISTORY

1/13/00	h	W	55-44
2/13/00	a	L	62-85
1/2/01	a	W	82-75
2/1/01	h	L	63-85
3/2/01	n	L	64-79
1/17/02	a	W	81-62
2/17/02	h	L	62-71
1/2/03	h	L	67-72
2/2/03	a	L	64-76
1/22/04	a	L	56-63
2/23/04	h	L	46-58
1/30/05	h	L	41-55
1/18/06	a	L	56-85
2/5/06	h	L	56-75
1/2/07	h	L	57-69
1/18/07	a	L	31-78
1/5/08	a	L	78-99
2/10/08	h	L	61-75
1/22/09	h	W	66-62
2/15/09	a	L	50-73
1/6/10	a	L	78-89
2/26/10	h	W	64-57
1/6/11	h	W	71-70
2/24/11	a	W	67-54
2/12/12	a	W	56-54
3/2/12	n	W	54-53
1/13/13	a	L	58-79
2/10/13	h	L	58-60
2/6/14	h	W	94-91
1/11/15	a	L	81-96
3/5/15	n	L	64-84
1/14/16	h	W	80-73
2/16/17	a	L	88-89
2/15/18	h	W	79-61
1/31/19	a	L	90-91
3/7/19	n	L	73-80
1/23/20	h	L	67-60 (ot)

## SERIES

Home: 12-24, Away: 7-28, Neutral: 1-7

## UNC ASHEVILLE

### GT LEADS 4-1

DATE	H/A	RESULT	SCORE
1977-78		W	70-66
1978-79	a	W	73-60
1/20/79	h	L	95-102
12/3/88	n	W	78-63
11/23/01	h	W	88-56

## SERIES

Home: 1-1, Away: 1-0, Neutral: 1-0

## UNC WILMINGTON

### GT LEADS 1-0

DATE	H/A	RESULT	SCORE
11/23/90	h	W	101-73

## SERIES

Home: 1-0, Away: 0-0, Neutral: 0-0

## NORTH CAROLINA A&T

### GT LEADS 1-0

DATE	H/A	RESULT	SCORE
12/29/11	h	W	74-57

## SERIES

Home: 1-0, Away: 0-0, Neutral: 0-0

## NC STATE

### NC STATE LEADS 48-24

DATE	H/A	RESULT	SCORE
1/12/80	a	L	38-97
2/8/80	n	L	48-99
1/3/81	h	L	55-74
1/4/81	h	L	62-76
1/30/82	a	L	48-75
1/8/83	h	L	61-83

1/24/83	a	L	61-77
1/4/84	h	L	52-65
2/13/84	a	L	63-78
1/3/85	h	L	70-87
2/3/85	a	L	73-83
3/1/85	n	L	60-87
1/2/86	h	L	69-77
2/7/86	a	L	57-92
1/10/87	a	L	63-74
2/21/87	h	L	69-78
1/9/88	h	W	94-74
2/5/88	a	W	83-74
1/7/89	a	L	70-100
2/18/89	h	L	79-87
1/2/90	h	W	79-78
2/16/90	a	L	55-80
1/4/91	a	L	79-97
2/16/91	h	L	74-98
1/17/92	a	W	83-72
2/23/92	h	L	70-86
1/8/93	a	W	86-79
2/19/93	h	W	92-89 (2ot)
1/7/94	h	W	75-60
2/18/94	a	L	53-71
1/15/95	h	L	67-81
2/16/95	a	L	64-80
3/3/95	n	L	70-88
1/15/96	a	L	63-68
2/14/96	h	L	64-73
1/5/97	h	W	73-72
2/23/97	a	L	69-82
1/2/98	h	L	63-75
2/1/98	a	L	60-85
12/5/98	a	W	74-73
1/28/99	h	L	73-93
1/130/99	h	L	70-80
2/24/00	a	W	69-52
3/4/00	n	W	71-62
12/6/00	a	L	63-77
2/15/01	h	L	68-74
1/6/02	a	L	63-75
2/7/02	h	W	69-57
1/26/03	h	W	64-54
2/27/03	a	W	78-60
2/1/04	a	L	71-75
2/26/04	h	W	76-61
2/10/05	h	L	59-83
2/12/06	a	L	53-65
2/11/07	h	W	69-62
1/17/08	a	W	67-63
2/8/09	h	W	67-54
2/28/10	a	L	46-54
2/13/11	h	W	74-65
1/2/12	a	W	76-66
2/2/12	h	W	75-68 (ot)
3/3/12	n	W	87-61
1/27/13	h	L	66-78
2/17/13	a	W	79-70
1/26/14	h	L	73-80
2/12/15	h	L	64-65
1/7/16	a	L	57-65
2/9/17	h	L	67-75 (ot)
1/10/18	a	L	43-56
1/27/19	h	L	60-68
2/16/20	a	W	65-61
3/6/20	n	L	57-48

## SERIES

Home: 13-21, Away: 9-22, Neutral: 2-4

## NORTH GEORGIA

### NORTH GEORGIA LEADS 3-1

DATE	H/A	RESULT	SCORE
1975-76		L	21-70
		L	25-78
		L	35-69
1/13/83	h	W	88-51

## SERIES

Home: 1-0, Away: 0-0, Neutral: 0-0

## NORTHERN IOWA

### NORTHERN IOWA LEADS 1-0

DATE	H/A	RESULT	SCORE
11/26/15	n	L	58-61

## SERIES

Home: 0-0, Away: 0-0, Neutral: 0-1

## NORTHWESTERN

### GT LEADS 3-1

DATE	H/A	RESULT	SCORE
3/17/93	a	L	62-90
12/18/06	a	W	82-68
11/21/07	h	W	55-46
12/1/10	h	W	67-63

## SERIES

Home: 2-0, Away: 1-1, Neutral: 0-0

## NOTRE DAME

### NOTRE DAME LEADS 13-0

DATE	H/A	RESULT	SCORE
11/29/96	h	L	69-76
2/17/14	a	L	72-87
1/22/15	a	L	76-89
2/19/15	h	L	61-71
12/30/15	a	L	76-85
1/28/16	h	L	42-54
1/2/17	h	L	38-55
2/12/17	a	L	69-90
1/7/18	h	L	54-77
2/11/18	a	L	69-85
1/6/19	h	L	55-76
2/3/19	a	L	50-90
2/2/20	h	L	59-51

## SERIES

Home: 0-7, Away: 0-6, Neutral: 0-0

## OHIO STATE

### OHIO STATE LEADS 1-0

DATE	H/A	RESULT	SCORE
3/21/11	a	L	60-67

## SERIES

Home: 0-0, Away: 0-1, Neutral: 0-0

## OKLAHOMA

### OKLAHOMA LEADS 1-0

DATE	H/A	RESULT	SCORE
11/15/09	a	L	64-70

## SERIES

Home: 0-0, Away: 0-1, Neutral: 0-0

## OKLAHOMA STATE

### OKLAHOMA STATE LEADS 2-0

DATE	H/A	RESULT	SCORE
11/15/09	a	L	64-70
12/21/13	n	L	60-68

## SERIES

Home: 0-0, Away: 0-1, Neutral: 0-1

## OLD DOMINION

### SERIES TIED 2-2

DATE	H/A	RESULT	SCORE
12/18/03	a	L	56-67
11/23/04	h	W	71-64
11/14/10	a	L	63-65
11/13/11	h	W	87-56

## SERIES

Home: 2-0, Away: 0-2, Neutral: 0-0

## OLE MISS

### OLE MISS LEADS 1-0

DATE	H/A	RESULT	SCORE
3/22/15	a	L	48-63

## SERIES

Home: 0-0, Away: 0-1, Neutral: 0-0

## OREGON

### GT LEADS 2-0

DATE	H/A	RESULT	SCORE
12/13/08	n	W	74-59
12/16/09	h	W	87-69

## SERIES

Home: 1-0, Away: 0-0, Neutral: 1-0

## PACIFIC

### PACIFIC LEADS 1-0

DATE	H/A	RESULT	SCORE
12/19/89	a	L	68-88

## SERIES

Home: 0-0, Away: 0-1, Neutral: 0-0

## PENNSYLVANIA

### GT LEADS 3-0

DATE	H/A	RESULT	SCORE
12/19/82	n	W	67-59
2/27/83	n	W	75-58
11/23/17	n	W	69-55

## SERIES

Home: 0-0, Away: 0-0, Neutral: 3-0

## PENN STATE

### GT LEADS 1-0

DATE	H/A	RESULT	SCORE
12/2/09	a	W	64-60

## SERIES

Home: 0-0, Away: 1-0, Neutral: 0-0

## PEPPERDINE

### GT LEADS 1-0

DATE	H/A	RESULT	SCORE
12/16/86	n	W	79-77

## SERIES

Home: 0-0, Away: 0-0, Neutral: 1-0

## PIEDMONT

### GT LEADS 4-2

DATE	H/A	RESULT	SCORE
1976-77		L	38-61
		L	40-46
1977-78		W	81-66
		W	89-71
1/25/79	h	W	78-49
2/3/79	a	W	69-68

## SERIES

Home: 1-0, Away: 1-0, Neutral: 0-0

## PITTSBURGH

### GT LEADS 6-3

DATE	H/A	RESULT	SCORE
12/30/99	h	L	69-75
2/3/14	a	W	77-66
1/18/15	h	L	72-75 (ot)
2/25/16	a	W	66-60

# SERIES HISTORY

2/19/17	h	W	71-51
1/14/18	a	L	62-68
2/7/19	h	W	67-55
2/6/20	a	W	77-48
3/5/20	n	W	68-58

## SERIES

Home: 2-2, Away: 3-1, Neutral: 1-0

## PORTLAND STATE

### GT LEADS 2-0

DATE	H/A	RESULT	SCORE
12/21/10	a	W	69-53
12/17/13	h	W	104-54

## SERIES

Home: 1-0, Away: 1-0, Neutral: 0-0

## PRAIRIE VIEW A&M

### GT LEADS 2-0

DATE	H/A	RESULT	SCORE
11/19/10	h	W	61-37
12/15/15	h	W	96-48

## SERIES

Home: 2-0, Away: 0-0, Neutral: 0-0

## PRESBYTERIAN

### GT LEADS 2-0

DATE	H/A	RESULT	SCORE
11/27/84	h	W	86-70
12/2/85	h	W	124-56

## SERIES

Home: 2-0, Away: 0-0, Neutral: 0-0

## PRINCETON

### GT LEADS 4-0

DATE	H/A	RESULT	SCORE
12/21/03	a	W	67-66
11/28/04	h	W	60-50
12/29/16	h	W	67-51
11/19/17	a	W	67-56

## SERIES

Home: 2-0, Away: 2-0, Neutral: 0-0

## PURDUE

### PURDUE LEADS 2-1

DATE	H/A	RESULT	SCORE
3/19/07	n	L	63-76
11/28/12	a	L	73-85
11/30/17	h	W	68-55

## SERIES

Home: 1-0, Away: 0-1, Neutral: 0-1

## QUEENS COLLEGE

### GT LEADS 1-0

DATE	H/A	RESULT	SCORE
1/18/84	h	W	84-56

## SERIES

Home: 1-0, Away: 0-0, Neutral: 0-0

## QUINNIPIAC

### GT LEADS 1-0

DATE	H/A	RESULT	SCORE
12/29/12	n	W	74-57

## SERIES

Home: 0-0, Away: 0-0, Neutral: 1-0

## RICE

### GT LEADS 1-0

DATE	H/A	RESULT	SCORE
12/21/19	n	W	54-52

## SERIES

Home: 0-0, Away: 0-0, Neutral: 1-0

## RICHMOND

### GT LEADS 2-0

DATE	H/A	RESULT	SCORE
11/22/85	a	W	77-59
11/26/88	h	W	84-80(2ot)

## SERIES

Home: 1-0, Away: 1-0, Neutral: 0-0

## RIDER

### GT LEADS 2-1

DATE	H/A	RESULT	SCORE
12/5/90	a	W	114-72
11/29/91	h	W	115-64
12/29/93	a	L	66-69

## SERIES

Home: 1-0, Away: 1-1, Neutral: 0-0

## ROLLINS

### GT LEADS 1-0

DATE	H/A	RESULT	SCORE
1976-77		W	69-52

## SERIES

Home: 0-0, Away: 0-0, Neutral: 0-0

## RUTGERS

### RUTGERS LEADS 2-0

DATE	H/A	RESULT	SCORE
11/25/11	n	L	40-59
11/30/19	n	L	46-43

## SERIES

Home: 0-0, Away: 0-0, Neutral: 0-2

## ST. FRANCIS (PA)

### GT LEADS 1-0

DATE	H/A	RESULT	SCORE
12/29/00	h	W	94-51

## SERIES

Home: 1-0, Away: 0-0, Neutral: 0-0

## ST. FRANCIS (NY)

### GT LEADS 4-0

DATE	H/A	RESULT	SCORE
12/29/98	h	W	90-45
12/21/99	a	W	91-60
12/20/14	a	W	65-59
11/15/15	h	W	89-51

## SERIES

Home: 2-0, Away: 2-0, Neutral: 0-0

## ST. JOHN'S

### SERIES TIED 1-1

DATE	H/A	RESULT	SCORE
12/30/02	h	W	61-53
12/17/04	a	L	65-69

## SERIES

Home: 1-0, Away: 0-1, Neutral: 0-0

## ST. JOSEPH'S

### GT LEADS 1-0

DATE	H/A	RESULT	SCORE
12/5/93	h	W	51-50

## SERIES

Home: 1-0, Away: 0-0, Neutral: 0-0

## ST. LEO'S

### GT LEADS 1-0

DATE	H/A	RESULT	SCORE
1976-77		W	69-29

## SERIES

Home: 0-0, Away: 0-0, Neutral: 0-0

## ST. MARY'S

### SERIES TIED 1-1

DATE	H/A	RESULT	SCORE
12/21/96	a	L	59-66
12/29/97	h	W	69-60(ot)

## SERIES

Home: 1-0, Away: 0-1, Neutral: 0-0

## SACRED HEART

### GT LEADS 1-0

DATE	H/A	RESULT	SCORE
3/18/12	n	W	76-50

## SERIES

Home: 0-0, Away: 0-0, Neutral: 1-0

## SAMFORD

### GT LEADS 4-0

DATE	H/A	RESULT	SCORE
11/27/98	h	W	96-62
12/21/04	h	W	64-53
12/13/15	h	W	66-55
11/11/16	h	W	62-57

## SERIES

Home: 4-0, Away: 0-0, Neutral: 0-0

## SAN DIEGO

### SERIES TIED 1-1

DATE	H/A	RESULT	SCORE
12/9/05	h	W	56-51
11/24/06	a	L	59-62

## SERIES

Home: 1-0, Away: 0-1, Neutral: 0-0

## SAN FRANCISCO

### SAN FRANCISCO LEADS 1-0

DATE	H/A	RESULT	SCORE
12/18/89	a	L	67-85

## SERIES

Home: 0-0, Away: 0-1, Neutral: 0-0

## SAN JOSE STATE

### GT LEADS 1-0

DATE	H/A	RESULT	SCORE
12/22/96	a	W	68-53

## SERIES

Home: 0-0, Away: 1-0, Neutral: 0-0

## SANTA CLARA

### SERIES TIED 1-1

DATE	H/A	RESULT	SCORE
12/16/89	a	L	66-69
12/29/91	n	W	64-61

## SERIES

Home: 0-0, Away: 0-1, Neutral: 1-0

## SAVANNAH STATE

### GT LEADS 3-2

DATE	H/A	RESULT	SCORE
1974-75		L	31-90
1975-76		L	18-141
2/12/08	h	W	82-28
2/11/09	a	W	89-34
1/21/10	h	W	80-51

## SERIES

Home: 2-0, Away: 1-0, Neutral: 0-0

## SETON HALL

### GT LEADS 5-0

DATE	H/A	RESULT	SCORE
11/29/86	h	W	72-65
12/29/95	h	W	82-67
11/27/09	n	W	57-51
12/20/18	n	W	84-73
11/28/19	n	W	79-54

## SERIES

Home: 2-0, Away: 0-0, Neutral: 3-0

## SHORTER

### SHORTER LEADS 5-1

DATE	H/A	RESULT	SCORE
1974-75		L	25-94
		L	35-80
		L	20-72
1975-76		L	31-81
		L	39-83
11/14/81	h	W	69-63

## SERIES

Home: 1-0, Away: 0-0, Neutral: 0-0

## SIU-EDWARDSVILLE

### GT LEADS 1-0

DATE	H/A	RESULT	SCORE
12/19/11	n	W	80-38

## SERIES

Home: 0-0, Away: 0-0, Neutral: 1-0

## SC STATE

### GT LEADS 1-0

DATE	H/A	RESULT	SCORE
11/12/17	h	W	86-40

## SERIES

Home: 1-0, Away: 0-0, Neutral: 0-0

## SOUTH FLORIDA

### GT LEADS 5-0

DATE	H/A	RESULT	SCORE
2/26/83	n	W	82-65
12/18/83	a	W	68-56
2/23/84	h	W	61-46
11/29/85	h	W	95-69
11/30/90	n	W	98-58

## SERIES

Home: 2-0, Away: 1-0, Neutral: 2-0

## SERIES HISTORY

## SOUTHERN

## SOUTHERN LEADS 2-0

DATE	H/A	RESULT	SCORE
12/14/87	h	L	66-69
12/2/01	n	L	47-56

## SERIES

Home: 0-1, Away: 0-0, Neutral: 0-1

## SOUTHERN MISSISSIPPI

## GT LEADS 2-0

DATE	H/A	RESULT	SCORE
3/16/00	h	W	76-71 (ot)
12/21/17	h	W	63-44

## SERIES

Home: 2-0, Away: 0-0, Neutral: 0-0

## SOUTHERN UTAH

## GT LEADS 2-0

DATE	H/A	RESULT	SCORE
2/24/90	n	W	87-75
11/29/13	n	W	85-60

## SERIES

Home: 0-0, Away: 0-0, Neutral: 2-0

## SOUTHEASTERN LA.

## GT LEADS 1-0

DATE	H/A	RESULT	SCORE
11/18/15	n	W	102-49

## SERIES

Home: 0-0, Away: 0-0, Neutral: 1-0

## SOUTHWEST MISSOURI ST.

## GT LEADS 1-0

DATE	H/A	RESULT	SCORE
11/29/03	n	W	78-71

## SERIES

Home: 0-0, Away: 0-0, Neutral: 1-0

## SPELMAN

## GT LEADS 6-0

DATE	H/A	RESULT	SCORE
1976-77		W	52-32
		W	82-47
		W	46-33
	n	W	55-43
1977-78		W	64-62
		W	84-63

## SERIES

Home: 0-0, Away: 0-0, Neutral: 1-0

## STETSON

## GT LEADS 4-0

DATE	H/A	RESULT	SCORE
2/17/83	h	W	70-53
11/26/83	h	W	96-73
12/21/83	a	W	69-62
12/4/93	h	W	75-56

## SERIES

Home: 3-0, Away: 1-0, Neutral: 1-0

## SYRACUSE

## SYRACUSE LEADS 5-3

DATE	H/A	RESULT	SCORE
11/23/12	n	L	72-75(ot)

1/12/14	a	L	70-76
2/8/15	h	L	60-65
2/7/16	a	L	52-71
1/15/17	h	W	75-66
1/4/18	a	L	77-88
1/20/19	h	W	65-55
1/16/20	a	W	82-64

## SERIES

Home: 2-1, Away: 1-3, Neutral: 0-1

## TEMPLE

## SERIES TIED 2-2

DATE	H/A	RESULT	SCORE
2/23/90	n	L	79-87
12/9/90	n	W	83-68
11/20/06	a	L	62-76
11/18/07	h	W	59-49

## SERIES

Home: 1-0, Away: 0-1, Neutral: 1-1

## TENNESSEE

## TENNESSEE LEADS 6-0

DATE	H/A	RESULT	SCORE
2/2/87	a	L	74-100
1/11/88	h	L	79-96
2/15/89	a	L	71-88
11/26/10	n	L	42-66
11/11/12	h	L	54-71
11/17/13	a	L	76-87

## SERIES

Home: 0-2, Away: 0-3, Neutral: 0-1

## TENNESSEE STATE

## GT LEADS 2-0

DATE	H/A	RESULT	SCORE
11/24/89	h	W	93-61
12/30/10	h	W	82-11

## SERIES

Home: 2-0, Away: 0-0, Neutral: 0-0

## TENNESSEE TECH

## GT LEADS 1-0

DATE	H/A	RESULT	SCORE
11/30/08	n	W	68-56

## SERIES

Home: 0-0, Away: 0-0, Neutral: 0-1

## TENNESSEE TEMPLE

## GT LEADS 5-3

DATE	H/A	RESULT	SCORE
1975-76		L	35-55
		L	43-68
1976-77		W	55-53
		L	51-58
1977-78		W	67-49
		W	83-54
1/8/79	a	W	78-34
1/15/79	h	W	100-47

## SERIES

Home: 1-0, Away: 1-0, Neutral: 0-0

## TENNESSEE WESLEYAN

## TENNESSEE WESLEYAN LEADS 2-0

DATE	H/A	RESULT	SCORE
1976-77		L	50-74
		L	43-53

## SERIES

Home: 0-0, Away: 0-0, Neutral: 0-0

## TEXAS

## TEXAS LEADS 1-0

DATE	H/A	RESULT	SCORE
11/29/08	n	L	68-76

## SERIES

Home: 0-0, Away: 0-0, Neutral: 0-1

## TEXAS ARLINGTON

## GT LEADS 2-0

DATE	H/A	RESULT	SCORE
12/20/08	n	W	63-56
12/10/17	h	W	80-52

## SERIES

Home: 1-0, Away: 0-0, Neutral: 1-0

## TEXAS A&amp;M

## TEXAS A&amp;M LEADS 1-0

DATE	H/A	RESULT	SCORE
12/20/19	n	L	60-48

## SERIES

Home: 0-0, Away: 0-0, Neutral: 0-1

## TIFT COLLEGE

## TIFT COLLEGE LEADS 7-6

DATE	H/A	RESULT	SCORE
1974-75		L	45-82
		L	33-51
	n	L	54-65
		W	67-53
1975-76		L	50-67
		L	57-68
1976-77		L	64-72
		L	70-72
1977-78		W	72-58
		W	85-69
1/22/79	a	W	70-68
2/5/79	h	W	79-62
11/21/80	n	W	87-78

## SERIES

Home: 1-0, Away: 1-0, Neutral: 1-1

## TROY

## GT LEADS 2-0

DATE	H/A	RESULT	SCORE
12/22/05	h	W	54-38
11/14/08	h	W	73-49

## SERIES

Home: 2-0, Away: 0-0, Neutral: 0-0

## TULANE

## GT LEADS 4-1

DATE	H/A	RESULT	SCORE
1977-78		W	68-53
1/10/81	h	W	72-58
11/13/07	a	W	66-61
1/4/09	h	W	69-52
3/21/16	h	L	61-64

## SERIES

Home: 2-1, Away: 1-0, Neutral: 0-0

## TULSA

## SERIES TIED 1-1

DATE	H/A	RESULT	SCORE
12/12/04	a	L	47-55
12/18/05	h	W	54-38

## SERIES

Home: 1-0, Away: 0-1, Neutral: 0-0

## UAB

## GT LEADS 6-1

DATE	H/A	RESULT	SCORE
2/20/86	h	W	67-66
12/6/86	n	W	77-65
11/27/87	h	W	101-75
11/23/91	a	L	72-91
1/3/05	h	W	74-49
11/18/05	a	W	68-55
3/18/18	h	W	91-47

## SERIES

Home: 4-0, Away: 1-1, Neutral: 1-0

## UCLA

## UCLA LEADS 1-0

DATE	H/A	RESULT	SCORE
12/19/94	n	L	69-81

## SERIES

Home: 0-0, Away: 0-0, Neutral: 0-1

## USC UPSTATE

## GT LEADS 2-0

DATE	H/A	RESULT	SCORE
12/6/07	h	W	92-45
12/5/15	h	W	87-46

## SERIES

Home: 2-0, Away: 0-0, Neutral: 0-0

## UTEP

## GT LEADS 1-0

DATE	H/A	RESULT	SCORE
12/20/13	n	W	104-54

## SERIES

Home: 0-0, Away: 0-0, Neutral: 1-0

## UTAH STATE

## GT LEADS 1-0

DATE	H/A	RESULT	SCORE
12/15/86	n	W	106-40

## SERIES

Home: 0-0, Away: 0-0, Neutral: 1-0

## VALDOSTA STATE

## VALDOSTA STATE LEADS 4-0

DATE	H/A	RESULT	SCORE
12/10/79	a	L	84-113
1/18/80	h	L	65-82
1/26/81	a	L	61-68
2/21/81	h	L	68-99

## SERIES

Home: 0-2, Away: 0-2, Neutral: 0-0

## VANDERBILT

## VANDERBILT LEADS 4-2

DATE	H/A	RESULT	SCORE
1978-79	a	W	69-67
2/19/79	h	W	71-63
11/17/79	a	L	61-67
1/28/80	h	L	67-77
1/9/82	h	L	74-80
1/21/07	n	L	55-72

# SERIES HISTORY

## SERIES

Home: 1-2, Away: 1-1, Neutral: 0-0

## VILLANOVA

### SERIES TIED 1-1

DATE	H/A	RESULT	SCORE
12/18/82	n	L	59-68
11/29/14	n	W	71-63

## SERIES

Home: 0-0, Away: 0-0, Neutral: 1-1

## VIRGINIA

### VIRGINIA LEADS 58-17

DATE	H/A	RESULT	SCORE
11/24/79	a	L	44-85
1/17/81	h	L	42-66
2/12/81	n	L	49-61
1/16/82	a	L	45-75
2/15/82	h	L	51-56
11/21/82	a	L	59-80
2/14/83	h	W	55-54
1/23/84	h	L	65-75
2/18/84	a	L	50-89
3/2/84	n	L	58-75
1/21/85	h	L	47-71
2/16/85	a	L	67-97
11/24/85	a	L	52-86
2/15/86	h	L	64-82
3/1/86	n	L	64-90
1/17/87	h	L	66-76
2/11/87	a	L	56-78
1/20/88	a	L	69-90
2/25/88	h	L	68-91
1/21/89	h	W	105-80
2/4/89	a	L	74-91
1/20/90	h	L	77-97
2/3/90	a	L	65-94
3/3/90	n	L	65-73
1/19/91	h	L	72-98
2/2/91	a	L	94-98
1/25/92	a	L	74-79
2/8/92	h	L	62-86
3/9/92	n	L	69-70
1/23/93	h	L	81-107
2/5/93	a	L	53-88
1/22/94	a	L	75-88
2/6/94	h	L	54-82
1/21/95	a	L	53-73
2/20/95	h	L	53-61
1/20/96	h	L	58-79
2/20/96	a	L	62-80
1/16/97	a	L	53-74
2/13/97	h	W	72-60
2/28/97	n	L	63-77
12/6/97	h	W	84-65
1/30/98	a	L	57-93
1/14/99	a	L	62-82
2/18/99	h	L	73-86
1/3/00	a	L	70-83
2/3/00	h	L	65-66
1/7/01	h	W	70-65
2/8/01	a	W	87-70
1/10/02	h	W	92-61
2/11/02	a	L	79-85
3/2/02	n	L	58-60
1/16/03	a	L	63-74
2/16/03	h	L	54-56
1/12/04	a	L	59-60
2/12/04	h	W	65-55
1/20/05	h	L	38-61
2/23/06	a	L	51-57
2/22/07	h	W	73-49
3/2/08	a	L	101-103(2ot)
3/7/08	n	L	43-52
3/1/09	h	W	74-66
1/24/10	a	L	55-57
1/13/11	h	W	69-48

1/25/12	h	W	63-53
1/10/13	h	L	51-62
2/3/13	a	W	65-62
2/14/14	h	W	95-76
3/6/14	n	W	77-76
1/25/15	a	W	68-62
1/17/16	h	L	67-78
2/2/17	a	L	64-65 (ot)
1/28/18	h	L	56-62
3/1/18	n	L	58-60
2/24/19	a	L	45-53
12/29/19	h	W	61-51

## SERIES

Home: 13-21, Away: 3-28, Neutral: 1-9

## VIRGINIA COMMONWEALTH

### GT LEADS 1-0

DATE	H/A	RESULT	SCORE
12/5/87	n	W	73-63

## SERIES

Home: 0-0, Away: 0-0, Neutral: 1-0

## VIRGINIA TECH

### GT LEADS 11-7

DATE	H/A	RESULT	SCORE
3/22/03	n	L	59-61
2/16/05	a	L	48-73
2/19/06	h	L	54-70
2/5/07	a	L	68-73
2/29/08	h	W	76-43
2/26/09	a	W	73-68(ot)
1/31/10	h	W	61-47
1/27/11	a	W	78-57
3/3/11	n	W	81-58
2/23/12	a	W	76-66
2/8/13	h	L	61-63
1/23/14	a	W	73-52
2/1/15	h	W	79-71
2/4/16	a	W	51-34
2/5/17	h	W	87-81
1/25/18	a	L	62-68
2/17/19	h	W	76-68
2/13/20	a	L	64-61 (ot)

## SERIES

Home: 5-2, Away: 5-4, Neutral: 1-1

## WAGNER

### GT LEADS 2-0

DATE	H/A	RESULT	SCORE
12/29/84	a	W	81-70
12/19/00	a	W	73-50

## SERIES

Home: 0-0, Away: 2-0, Neutral: 0-0

## WAKE FOREST

### GT LEADS 45-26

DATE	H/A	RESULT	SCORE
11/25/79	n	W	94-67
2/2/80	a	L	71-80
2/10/81	h	W	78-62
1/31/82	a	W	64-53
2/23/83	h	W	93-72
2/4/84	a	L	70-79
2/25/84	h	W	77-74
1/5/85	a	L	49-54
2/9/85	h	L	55-77
2/1/86	h	L	60-73
2/9/86	a	L	62-75
1/12/87	a	W	95-82
2/14/87	h	W	72-70
1/23/88	h	L	66-71
2/7/88	a	L	79-87
1/8/89	a	L	57-85

2/11/89	h	W	88-82
1/6/90	h	L	52-70
2/18/90	a	L	59-73
1/6/91	a	L	72-85
2/7/91	h	W	74-67
1/8/92	h	W	74-56
2/21/92	a	W	83-66
1/10/93	a	L	70-85
2/21/93	h	W	85-72
1/9/94	h	W	70-60
2/20/94	a	L	69-70
1/12/95	h	W	83-77
2/11/95	a	L	61-66
1/10/96	a	L	67-81
2/11/96	h	W	75-65
1/19/97	a	W	80-65
2/16/97	h	W	83-67
1/11/98	a	W	80-60
2/13/98	h	W	58-53
2/26/98	n	W	78-67
1/4/99	a	L	72-77
2/3/99	h	W	74-58
1/6/00	a	W	73-62
2/6/00	h	W	60-54
1/25/01	a	L	71-79
2/25/01	h	W	79-63
1/4/02	a	W	65-56
2/3/02	h	L	61-64
1/31/03	a	W	74-70
3/3/03	h	W	77-60
1/29/04	h	L	55-57(ot)
2/20/04	a	L	61-63
3/5/04	n	L	59-61
2/6/05	a	W	40-37
1/22/06	h	W	66-61
1/28/07	a	W	58-45
1/10/08	h	W	57-47
2/3/09	a	L	60-68
1/14/10	h	W	72-66
3/5/10	n	W	52-45
1/17/11	a	W	54-46
1/12/12	h	W	71-67
2/16/12	a	W	67-52
1/31/13	h	W	89-82(ot)
2/21/13	a	W	82-64
3/7/13	n	L	67-86
1/16/14	h	W	79-63
2/28/15	a	W	67-60
2/28/16	h	W	66-51
3/3/16	n	W	67-65
1/22/17	a	L	65-70 (ot)
1/21/18	h	W	79-67
2/10/19	a	W	60-46
1/5/20	a	L	65-60
2/9/20	h	W	62-52

## SERIES

Home: 26-6, Away: 15-18, Neutral: 4-2

## WASHINGTON

### GT LEADS 2-0

DATE	H/A	RESULT	SCORE
12/23/10	a	W	60-27
12/21/12	h	W	52-44

## SERIES

Home: 1-0, Away: 1-0, Neutral: 0-0

## WASHINGTON STATE

### GT LEADS 1-0

DATE	H/A	RESULT	SCORE
3/29/17	h	W	69-61

## SERIES

Home: 1-0, Away: 0-0, Neutral: 0-0

## WEBER STATE

### GT LEADS 1-0

DATE	H/A	RESULT	SCORE
11/28/98	h	W	81-46

## SERIES

Home: 1-0, Away: 0-0, Neutral: 0-0

## WEST GEORGIA

### WEST GEORGIA LEADS 3-2

DATE	H/A	RESULT	SCORE
1975-76		L	35-97
		L	38-83
		L	79-94
1977-78	n	L	
1/11/81	h	W	57-55
1/30/85	h	W	69-67

## SERIES

Home: 2-0, Away: 0-0, Neutral: 0-1

## WEST VIRGINIA

### WEST VIRGINIA LEADS 2-0

DATE	H/A	RESULT	SCORE
2/16/83	h	L	78-86(ot)
11/28/03	n	L	61-75

## SERIES

Home: 0-1, Away: 0-0, Neutral: 0-1

## WESTERN CAROLINA

### GT LEADS 7-0

DATE	H/A	RESULT	SCORE
2/22/85	h	W	83-61
2/4/87	h	W	85-47
2/1/89	h	W	69-46
1/2/91	h	W	94-71
12/28/95	h	W	88-48
11/10/13	h	W	87-47
11/14/18	h	W	84-49

## SERIES

Home: 7-0, Away: 0-0, Neutral: 0-0

## WESTERN MICHIGAN

### GT LEADS 1-0

DATE	H/A	RESULT	SCORE
12/29/99	h	W	95-89 (ot)

## SERIES

Home: 1-0, Away: 0-0, Neutral: 0-0

## WILLIAM & MARY

### GT LEADS 3-0

DATE	H/A	RESULT	SCORE
12/8/90	n	W	78-60
12/29/96	h	W	78-53
12/31/03	h	W	67-57

## SERIES

Home: 2-0, Away: 0-0, Neutral: 1-0

## WINSTON-SALEM STATE

### GT LEADS 1-0

DATE	H/A	RESULT	SCORE
1/4/07	h	W	75-43

## SERIES

Home: 1-0, Away: 0-0, Neutral: 0-0

## WINTHROP

### GT LEADS 4-0

DATE	H/A	RESULT	SCORE
11/25/88	h	W	83-61
12/30/90	h	W	124-47



## RANKINGS HISTORY

## TECH IN FINAL POLLS

YEAR	RECORD	AP	USA TODAY
2011	24-11	24	--
2012	26-9	15	10

## TECH IN AP TOP 25

<b>Last time ranked in AP Top 25</b>	Preseason, 2012-13 (#22)
<b>Last time ranked in AP Top 10</b>	N/A
<b>Weeks ranked in AP poll</b>	35
<b>Weeks ranked in Top 10</b>	N/A
<b>Weeks ranked in Top 5</b>	N/A
<b>Highest AP Ranking</b>	#15 - March 12, 2012
<b>vs. AP Top 25 all-time</b>	36-250
<b>vs. AP Top 10 all-time</b>	10-120
<b>vs. AP Number 1 all-time</b>	0-10

## TECH VS. NO. 1

DATE	OPPONENT	W/L	SCORE
Nov. 29, 1984	Georgia	L	69-100
Jan. 19, 1991	Virginia	L	72-68
Jan. 27, 1992	at Maryland	L	54-75
March 9, 1992	vs. Virginia	L	69-70
Jan. 13, 2003	Duke	L	59-79
Jan. 8, 2015	Duke	L	41-81
Feb. 5, 2006	North Carolina	L	56-75
Nov. 16, 2008	at Connecticut	L	71-82
Nov. 21, 2010	Connecticut	L	51-71
March 24, 2012	vs. Baylor	L	68-83

## TECH VS. TOP 10

DATE	OPPONENT	W/L	SCORE
Nov. 27, 1979	at #11 Maryland	L	78-94
Jan. 12, 1980	at #8 NC State	L	38-97
Feb. 8, 1980	vs. #9 NC State	L	48-99
Jan. 3, 1981	#9 NC State	L	55-74
Jan. 4, 1982	#7 NC State	L	62-76
Jan. 30, 1982	at #5 NC State	L	48-75
Feb. 17, 1982	at #9 Maryland	L	64-77
Dec. 16, 1982	at #3 Maryland	L	64-88
Jan. 10, 1983	#3 Maryland	L	57-69
Dec. 2, 1983	#3 Georgia	L	52-89
Dec. 14, 1983	at #9 Maryland	L	59-80
Nov. 29, 1984	#1 Georgia	L	69-100
Dec. 4, 1985	at #2/2 Georgia	L	58-93
Feb. 15, 1986	#5 Virginia	L	64-82
March 1, 1986	vs. #3 Virginia	L	64-90
Jan. 17, 1987	#4 Virginia	L	66-76
Feb. 2, 1987	at #3 Tennessee	L	74-100
Feb. 11, 1987	at #8 Virginia	L	56-78
Jan. 11, 1988	#4 Tennessee	L	79-96
Jan. 20, 1988	at #7 Virginia	L	69-90
Feb. 25, 1988	#9 Virginia	L	68-91
Nov. 28, 1988	#3 Georgia	L	58-73
Jan. 4, 1989	#5 Maryland	L	60-85
Feb. 6, 1989	at #6 Maryland	L	74-106
Feb. 15, 1989	at #3 Tennessee	L	71-88
Nov. 29, 1989	at #4 Georgia	L	70-85
Jan. 2, 1990	#6 NC State	W	79-78
Jan. 20, 1990	at #9 Virginia	L	77-97
Feb. 16, 1990	at #9 NC State	L	55-80
Jan. 4, 1991	at #2 NC State	L	79-97
Jan. 19, 1991	#1 Virginia	L	72-98
Feb. 2, 1991	at #1 Virginia	L	94-98
Feb. 16, 1991	#7 NC State	L	74-98
Jan. 25, 1992	at #2 Virginia	L	74-79
Jan. 27, 1992	at #1 Maryland	L	54-75
Feb. 8, 1992	#2 Virginia	L	62-86
Feb. 17, 1992	#4 Maryland	L	63-71

March 7, 1992	#4 Maryland	W	68-67
March 9, 1992	#1 Virginia	L	69-70
Jan. 14, 1993	#3 Maryland	L	66-77
Feb. 7, 1993	at #7 Maryland	L	70-75
Jan. 16, 1994	at #4 North Carolina	L	51-87
Feb. 12, 1994	#3 North Carolina	L	79-89
March 5, 1994	vs. #5 North Carolina	L	55-78
Jan. 7, 1995	at #4 North Carolina	L	62-74
Feb. 20, 1995	#6 Virginia	L	53-61
Jan. 20, 1996	#7 Virginia	L	58-79
Nov. 29, 1996	#9 Notre Dame	L	69-76
Jan. 5, 1997	#7 NC State	W	73-72
Jan. 30, 1997	#6 North Carolina	L	77-80
Feb. 13, 1997	#9 Virginia	W	72-60
Dec. 6, 1997	#9 Virginia	W	84-65
Jan. 8, 1998	#8 North Carolina	L	48-69
Feb. 1, 1998	at #7 NC State	L	60-85
Feb. 8, 1998	at #5 North Carolina	L	58-85
Feb. 27, 1998	#8 Duke	L	56-100
Dec. 3, 1998	at #9 North Carolina	L	68-85
Jan. 18, 1999	#5 Georgia	L	82-88
Jan. 24, 1999	at North Carolina	W	91-84
Feb. 7, 1999	#9 Duke	L	73-74
Nov. 30, 1999	#6 NC State	L	70-80
Jan. 20, 2000	vs. #7 Georgia	L	58-86
Dec. 8, 2000	#5 Georgia	L	61-78
Jan. 11, 2001	at #5 Duke	L	83-86
Feb. 12, 2001	#4 Duke	L	54-74
Dec. 27, 2001	#10 Georgia	L	52-69
Dec. 30, 2001	#6 Duke	L	60-76
Jan. 31, 2002	at #5 Duke	L	50-86
Nov. 17, 2002	at #5 Kansas St.	L	59-83
Jan. 13, 2003	#1 Duke	L	59-79
Feb. 2, 2003	at #7 North Carolina	L	64-76
Feb. 13, 2003	at #Duke	L	43-82
March 9, 2003	vs #2 Duke	L	52-76
Jan. 8, 2004	#1 Duke	L	45-77
Feb. 7, 2004	at #2 Duke	L	41-81
Dec. 3, 2004	#6 Georgia	W	55-49
Jan. 17, 2005	at #1 Duke	L	59-82
Feb. 20, 2005	#3 Duke	L	55-73
Jan. 11, 2006	#2 Duke	L	59-67
Jan. 18, 2006	at #4 North Carolina	L	56-85
Jan. 26, 2006	at #6 Maryland	L	71-79
Feb. 5, 2006	#1 North Carolina	L	56-75
Dec. 3, 2006	#8 Georgia	L	69-79
Jan. 2, 2007	#2 North Carolina	L	57-69
Jan. 10, 2007	at #3 Duke	L	51-83
Feb. 1, 2007	#4 Maryland	W	77-72
March 2, 2007	#6 Maryland	L	59-75
Dec. 2, 2007	at #7 Georgia	L	64-71
Jan. 5, 2008	at #4 North Carolina	L	78-89
Jan. 20, 2008	at #4 Maryland	L	95-99 (20T)
Jan. 24, 2008	#10 Duke	L	47-73
Feb. 10, 2008	#3 North Carolina	L	61-75
Nov. 16, 2008	at #1 Connecticut	L	71-82
Nov. 29, 2008	vs. #9 Texas	L	68-76
Jan. 22, 2009	#2 North Carolina	W	66-62
Jan. 25, 2009	at #4 Duke	L	34-60
Feb. 15, 2009	at #8 North Carolina	L	50-73
March 24, 2009	vs. #4 Oklahoma	L	50-69
Jan. 6, 2010	at #7 North Carolina	L	78-89
Feb. 15, 2010	#10 Florida State	L	59-69
Feb. 19, 2010	#8 Duke	L	50-64
March 6, 2010	vs. #9 Duke	L	55-67
Nov. 21, 2010	#1 Connecticut	L	51-71
Nov. 26, 2010	#4 Tennessee	L	42-66
Jan. 6, 2011	#8 North Carolina	W	71-70
Jan. 21, 2011	at #3 Duke	L	32-69
March 5, 2011	vs. #8 Duke	L	66-74
Jan. 6, 2012	at #5 Maryland	L	74-77
Jan. 18, 2012	#5 Duke	L	62-79

Feb. 6, 2012	#8 Maryland	L	56-64
March 5, 2012	vs. #6 Maryland	L	65-68
March 24, 2012	vs. #1 Baylor	L	68-83
Dec. 2, 2012	#8 Georgia	L	50-60
Dec. 6, 2012	at #4 Duke	L	52-85
Jan. 20, 2013	#10 Maryland	L	57-66
Nov. 17, 2013	at #4 Tennessee	L	76-87
Jan. 5, 2014	#4 Duke	L	47-64
Jan. 19, 2014	at #6 Maryland	L	81-92
Feb. 17, 2014	at #2 Notre Dame	L	72-87
Jan. 2, 2015	#7 Louisville	L	48-75
Jan. 11, 2015	at #8 North Carolina	L	81-96
Jan. 22, 2015	at #6 Notre Dame	L	76-89
Jan. 30, 2015	#9 Florida State	L	62-82
Feb. 19, 2015	#4 Notre Dame	L	61-71
Dec. 30, 2015	#3 Notre Dame	L	76-85
Jan. 28, 2016	#3 Notre Dame	L	42-54
March 4, 2016	#6 Louisville	L	50-60
Jan. 2, 2017	#7/2 Notre Dame	L	38-55
Jan. 17, 2017	#9/8 Louisville	L	51-91
Jan. 26, 2017	#6 Florida State	L	63-69
Feb. 12, 2017	#7 Notre Dame	L	69-90
Nov. 25, 2017	#8 Baylor	L	57-80
Dec. 28, 2017	#3/4 Louisville	L	71-74
Jan. 7, 2018	#2 Notre Dame	L	54-77
Feb. 11, 2018	#5 Notre Dame	L	69-85
Feb. 25, 2018	#9/12 Florida State	L	61-64
Nov. 29, 2018	#7 Maryland	L	54-67
Jan. 6, 2019	#2 Notre Dame	L	55-76
Jan. 13, 2019	#2 Louisville	L	44-61
Jan. 27, 2019	#8 NC State	L	60-68
Feb. 3, 2019	#5 Notre Dame	L	50-90
Feb. 16, 2020	#4 NC State	W	65-61
Feb. 20, 2020	#5/6 Louisville	L	58-47
March 6, 2020	#10 NC State	L	57-48

<b>Last win vs. Top 10 Team:</b>	Feb. 16, 2020
<b>Last home win vs. Top 10 team:</b>	Jan. 6, 2011
<b>Last road win vs. Top 10 team:</b>	Feb. 16, 2020
<b>Last ACC win vs. Top 10 team:</b>	Feb. 16, 2020

## WINS AGAINST RANKED TEAMS

DATE	OPPONENT	H/A	SCORE
Jan. 6, 1987	#13 Maryland	H	81-80 (OT)
Jan. 21, 1989	#13 Virginia	H	105-80
Jan. 2, 1990	#6 NC State	H	79-78
Jan. 18, 1990	#15 Maryland	H	70-68
Jan. 17, 1992	#16 NC State	H	83-72
Feb. 4, 1992	at #18 Clemson	A	59-57
March 7, 1992	vs. #4 Maryland	N	68-67
March 8, 1992	vs. #18 Clemson	N	74-73
Jan. 15, 1993	#15 North Carolina	H	73-63
Jan. 25, 1996	#18 Clemson	H	55-38
Feb. 25, 1996	at #17 Clemson	A	72-62
Jan. 5, 1997	#7 NC State	H	73-72
Feb. 13, 1997	#9 Virginia	H	72-60
Dec. 6, 1997	#9 Virginia	H	84-65
Dec. 5, 1998	at #17/14 NC State	A	74-73
Jan. 24, 1999	#7/6 North Carolina	H	91-84
Jan. 13, 2000	#15/12 North Carolina	H	55-44
Feb. 24, 2000	at #14/11 NC State	A	69-52
March 4, 2000	vs. #15/14 NC State	N	71-62
Jan. 7, 2001	#25 Virginia	H	70-65
Feb. 8, 2001	at #24 Virginia	A	87-70
Jan. 17, 2002	at #17/15 North Carolina	A	81-62
Dec. 27, 2002	vs. #24/22 Georgia	N	55-49
Dec. 3, 2004	#6/6 Georgia	H	55-49
Feb. 1, 2007	#4/4 Maryland	H	77-72
Dec. 3, 2008	#21/24 Michigan St.	H	70-57
Jan. 22, 2009	#2/3 North Carolina	H	66-62
March 1, 2009	#22/19 Virginia	H	74-66

## RANKINGS HISTORY

Dec. 5, 2010	#21/22 Georgia	H	69-53
Jan. 6, 2011	#8/8 North Carolina	H	71-70
Feb. 24, 2011	at #13/16 North Carolina	A	64-57
March 4, 2011	vs. #13/15 Maryland	N	70-64
Feb. 12, 2012	at #23/RV North Carolina	A	56-64
March 20, 2012	vs. #17/16 Georgetown	N	76-64
Feb. 6, 2014	#13/11 North Carolina	H	94-91
Feb. 26, 2015	#16/17 Duke	H	71-62
Jan. 15, 2017	#24 Syracuse	H	75-66
Nov. 18, 2018	#14 Georgia	H	63-53
Jan. 20, 2019	#12 Syracuse	H	65-55
Jan. 2, 2020	#23/RV Miami	H	61-54
Jan. 9, 2020	#11 Florida State	A	67-52
Feb. 16, 2020	#4 NC State	A	65-61
Feb. 23, 2020	#17/18 Florida State	H	65-62

### Overall (43 wins)

**Most Points Scored:** 105 vs. #13 Virginia (1/21/89)

**Largest Margin of Victory:** 25, 105-80 vs. #13 Virginia (1/21/89)

**Highest Ranked Opponent Beaten:** #2/3 North Carolina (1/22/09)

**Home Wins:** 27

**Away Wins:** 10

**Neutral Wins:** 6

## NATIONAL POLL HISTORY

SEASON	DATE	AP	USA TODAY
1992-93	Dec. 22, 1992	25	25
	Dec. 29, 1992	23	21
	Jan. 5, 1993	23	23
	Jan. 12, 1993	23	25
	Jan. 26, 1993	24	
2007-08	Jan. 21, 2008	23	23
2008-09	Dec. 15, 2008	25	
	Dec. 22, 2008	23	25
	Dec. 29, 2008	23	24
	Jan. 5, 2009	22	22
	Jan. 12, 2009	24	25
2009-10	Preseason	19	
	Nov. 30, 2009	23	
	Dec. 14, 2009	25	
	Dec. 21, 2009	24	
	Dec. 28, 2009	24	
	Jan. 4, 2010	20	
	Jan. 11, 2010	21	
	Jan. 18, 2010	22	
	Jan. 25, 2010	25	
	Feb. 1, 2010	21	
	Feb. 8, 2010	21	
	Feb. 15, 2010	19	
	Feb. 23, 2010	22	
2010-11	Jan. 24, 2011	25	
	Jan. 31, 2010	25	
	March 7, 2011	24	
2011-12	Nov 22, 2011		25
	Jan. 24, 2012		24
	Jan. 30, 2012	24	22
	Feb. 6, 2012	22	23
	Feb. 13, 2012	20	22
	Feb. 20, 2012	17	19
	Feb. 27, 2012	15	18
	March 5, 2012	15	13
	March 12, 2012	15	
	April 4, 2012		10
2012-13	Preseason	22	20

## ACC TOURNAMENT RESULTS

## YEAR-BY-YEAR RESULTS

**1980, College Park, Md.**

QF #1 NC State def. #8 GT, 99-48

**1981, Clemson, S.C.**

QF #2 Virginia def. #7 GT, 61-49

**1982, Raleigh, N.C.**

QF #4 Clemson def. #5 GT, 62-54

**1983, Fayetteville, N.C.**

QF #2 UNC def. #7 GT, 85-80

**1984, Fayetteville, N.C.**

QF #1 Virginia def. #8 GT, 75-58

**1985, Fayetteville, N.C.**

QF #1 NC State def. #8 GT, 87-60

**1986, Fayetteville, N.C.**

QF #1 Virginia def. #8 GT, 90-64

**1987, Fayetteville, N.C.**

QF #3 UNC def. #6 GT, 64-54

**1988, Fayetteville, N.C.**

QF #2 Maryland def. #7 GT, 102-74

**1989, Fayetteville, N.C.**

QF #3 Clemson def. #6 GT, 94-74

**1990, Fayetteville, N.C.**

QF #2 Virginia def. #7 GT, 73-65

**1991, Fayetteville, N.C.**

QF #2 Maryland def. #7 GT, 91-73

**1992, Rock Hill, S.C.**

QF #7 GT def. #2 Maryland, 68-67

SF #7 GT def. #3 Clemson, 74-73

CG #1 Virginia def. #7 GT, 70-69

**1993, Rock Hill, S.C.**

QF #5 Clemson def. #4 GT, 87-66

**1994, Rock Hill, S.C.**

QF #2 UNC def. #7 GT, 78-55

**1995, Rock Hill, S.C.**

QF #3 NC State def. #6 GT, 88-70

**1996, Rock Hill, S.C.**

1R #9 FSU def. #8 GT, 64-51

**1997, Charlotte, N.C.**

QF #2 Virginia def. #7 GT, 77-63

**1998, Charlotte, N.C.**

1R #8 GT def. #9 Wake Forest, 78-67

QF #1 Duke def. #8 GT, 100-56

**1999, Charlotte, N.C.**

QF #3 UNC def. #6 GT, 87-71

**2000, Greensboro, N.C.**

QF #6 GT def. #3 NC State, 71-62

SF #2 Duke def. #6 GT, 77-56

**2001, Greensboro, N.C.**

1R #7 UNC def. #8 GT, 79-64

**2002, Greensboro, N.C.**

QF #4 Virginia def. #5 GT, 60-58

**2003, Greensboro, N.C.**

QF #5 GT def. #4 FSU, 64-59

SF #1 Duke def. #5 GT, 76-52

**2004, Greensboro, N.C.**

1R #9 Wake Forest def. #8 GT, 61-59

**2005, Greensboro, N.C.**

1R #9 Miami def. #8 GT, 60-58

**2006, Greensboro, N.C.**

1R #11 GT def. #6 Miami, 79-62

QF #3 Maryland def. #11 GT, 71-66

**2007, Greensboro, N.C.**

1R #6 GT def. #11 Miami, 66-52

QF #3 Maryland def. #6 GT, 75-59

**2008, Greensboro, N.C.**

1R #5 GT def. #12 Miami, 76-49

QF #4 Virginia def. #5 GT, 52-43

**2009, Greensboro, N.C.**

1R #12 Clemson def. #5 GT, 81-69

**2010, Greensboro, N.C.**

QF #4 GT def. #5 Wake Forest, 52-45

SF #1 Duke def. #4 GT, 67-55

**2011, Greensboro, N.C.**

1R #5 GT def. #12 VT, 81-58

QF #5 GT def. #4 Maryland, 70-64

SF #1 Duke def. #5 GT, 74-66

**2012, Greensboro, N.C.**

QF #4 GT def. #5 UNC, 54-53

SF #4 GT def. #9 NCSU, 81-67

CG #3 Maryland def. #4 GT, 68-65

**2013, Greensboro, N.C.**

1R #10 WF def. #7 GT, 86-67

**2014, Greensboro, N.C.**

2R #7 GT def. #10 Virginia, 77-76

QF #2 Duke def. #7 GT, 82-52

**2015, Greensboro, N.C.**

1R #11 GT def. #14 Clemson, 80-53

2R #6 North Carolina def. #11 GT, 84-64

**2016, Greensboro, N.C.**

2R #7 GT def. #10 Wake Forest, 67-65

QF #2 Louisville def. #7 GT, 60-50

**2017, Conway, S.C.**

1R #10 GT def. #15 Boston College, 71-67

2R #7 Miami def. #10 GT, 87-71

**2018, Greensboro, N.C.**

1R #10 GT def. #15 Clemson, 61-52

2R #7 Virginia def. #10 GT, 60-58

**2019, Greensboro, N.C.**

2R #8 North Carolina def. #9 GT, 80-73

**2020, Greensboro, N.C.**

2R #7 GT def. #15 Pitt, 68-58

QF #2 NC State def. #7 GT, 57-48

## ROUND-BY-ROUND RESULTS

**ACC First Round (8-6)**

1996 #9 FSU def. #8 GT, 64-51

1998 #8 GT def. #9 WF, 78-67

2001 #7 UNC def. #8 GT, 79-64

2004 #9 WF def. #8 GT, 61-59

2005 #9 Miami def. #8 GT, 60-58

2006 #11 GT def. #6 Miami, 79-62

2007 #6 GT def. #11 Miami, 66-52

2008 #5 GT def. #12 Miami, 76-49

2009 #12 CU def. #5 GT, 81-69

2011 #5 GT def. #12 VT, 81-58

2013 #10 WF def. #7 GT, 86-67

2015 #11 GT def. #14 Clemson, 80-53

2017 #10 GT def. #15 Boston College, 71-67

2018 #10 GT def. #15 Clemson, 61-52

**ACC Second Round (3-4)**

2014 #7 GT def. #10 Virginia, 77-76

2015 #6 UNC def. #11 GT, 84-64

2016 #7 GT def. #10 Wake Forest, 67-65

2017 #7 Miami def. #10 GT, 87-71

2018 #7 Virginia def. #10 GT, 60-58

2019 #8 North Carolina def. #9 GT, 80-73

2020 #7 GT def. #15 Pitt, 68-58

**ACC Quarterfinals (6-25)**

1980 #1 NCST def. #8 GT, 99-48

1981 #2 Virginia def. #7 GT, 61-49

1982 #4 CU def. #5 GT, 62-54

1983 #2 UNC def. #7 GT, 85-80

1984 #1 Virginia def. #8 GT, 75-58

1985 #1 NCST def. #8 GT, 87-60

1986 #1 Virginia def. #8 GT, 90-64

1987 #3 UNC def. #6 GT, 64-54

1988 #2 Md def. #7 GT, 102-74

1989 #3 CU def. #6 GT, 94-74

1990 #2 Virginia def. #7 GT, 73-65

1991 #2 Md def. #7 GT, 91-73

1992 #7 GT def. #2 Md, 68-67

1993 #5 CU def. #4 GT, 87-66

1994 #2 UNC def. #7 GT, 78-55

1995 #3 NCST def. #6 GT, 88-70

1997 #2 Virginia def. #7 GT, 77-63

1998 #1 Duke def. #8 GT, 100-56

1999 #3 UNC def. #6 GT, 87-71

2000 #6 GT def. #3 NCST, 71-62

2002 #4 Virginia def. #5 GT, 60-58

2003 #5 GT def. #4 FSU, 64-59

2006 #3 Md def. #11 GT, 71-66

2007 #3 Md def. #6 GT, 75-59

2008 #4 Virginia def. #5 GT, 52-43

2010 #4 GT def. #5 WF, 52-45

2011 #5 GT def. #4 Md, 70-64

2012 #4 GT def. #5 UNC, 54-53

2014 #2 Duke def. #7 GT, 82-52

2016 #2 Louisville def. #7 GT, 60-50

2020 #2 NC State def. #7 GT, 57-48

**ACC Semifinals (2-4)**

1992 #7 GT def. #3 CU, 74-73

2000 #2 Duke def. #6 GT, 77-56

2003 #1 Duke def. #5 GT, 76-52

2010 #1 Duke def. #4 GT, 67-55

2011 #1 Duke def. #5 GT, 74-66

2012 #4 GT def. #9 NCST, 81-67

**ACC Championship Game (0-2)**

1992 #1 Virginia def. #7 GT, 70-69

2012 #3 Md def. #4 GT, 68-65

**ACC Tournament Fact**

Georgia Tech became the lowest seeded team in ACC Tournament history to qualify for the championship game in 1992 when the seventh-seeded Jackets scored a pair of one-point victories over nationally-ranked Maryland and Clemson to reach the final. Tech topped the second-seeded and fourth-ranked Terrapins, 68-67, in the first round and edged the third-seeded and 18th-ranked Tigers, 74-73, in the semifinals. In the championship game, Tech battled top-seeded and top-ranked Virginia tough, before falling by a one-point margin, 70-69.

# POSTSEASON TOURNAMENT RESULTS

## NCAA TOURNAMENT

The Yellow Jackets made their first appearance in the NCAA Tournament in 1992-93 with a 16-10 record and an 8-8 ACC mark. Tech didn't return to the NCAA Tournament for 10 years, making its next trip in 2003, but then the Jackets participated in every Big Dance from 2007 - 2012. In 2012, Georgia Tech made its breakthrough to reach the program's first Sweet 16 with a 76-64 win against Georgetown in the second round.

### 1993: Midwest Region

Evanston, Ill.

M17 64 at Northwestern L, 62-90

### 2003: East Region

West Lafayette, Ind.

#10 seed

M22 64 vs. #7 Virginia Tech L, 59-61

### 2007: Dallas Region

Minneapolis, Minn.

#7 Seed

M17 64 vs. #10 DePaul W, 55-54

M19 32 vs. #2 Purdue L, 63-76

### 2008: Greensboro Region

Des Moines, Iowa

#10 seed

M22 64 vs. #7 Iowa State L, 55-58

### 2009: Oklahoma City Region

Iowa City, Iowa

#9 seed

M22 64 vs. #8 Iowa W, 76-62

M24 32 vs. #1 Oklahoma L, 50-69

### 2010: Kansas City Region

Norman, Oklahoma

#6 seed

M21 64 vs. #11 Arkansas Little Rock L, 53-63

### 2011: Dayton Region

Columbus, Ohio

#5 seed

M19 64 vs. #12 Bowling Green W, 69-58

M21 32 at #4 Ohio State L, 60-67

### 2012: Des Moines Region

Chapel Hill, N.C.

#4 seed

M18 64 vs. #13 Sacred Heart W, 76-50

M20 32 vs. #5 Georgetown W, 76-64

Des Moines, Iowa

M24 16 vs. #1 Baylor L, 68-83

### 2014: Louisville Region

Baton Rouge, La.

#10 seed

M23 64 at #7 LSU L, 78-98

### Georgia Tech All-Time NCAA Record

Overall: 5-9

Round of 64: 4-5

Round of 32: 1-3

Sweet 16: 0-1

Neutral Site: 4-6

Opponent Site: 1-3

### Georgia Tech vs. Conferences in NCAA Tournament

Big 12: 0-3

BIG EAST: 2-1

Big Ten: 1-3

Mid-American: 1-0

Northeast: 1-0

SEC: 0-1

Sun Belt: 0-1



The Yellow Jackets made it to the NCAA Tournament in 2007 which was the first of six-straight appearances in the Big Dance from 2007-12.

## WNIT

In the first postseason appearance in school history, Georgia Tech's women's basketball team captured the 1992 National Women's Invitational Tournament in Amarillo, Texas. En route to the title, the Jackets defeated Wisconsin-Green Bay, 78-77, in the first round, Nebraska, 73-68, in the semifinals, and Hawaii, 90-72, in the championship game. The 1992 NWIT not only marked Tech's first postseason appearance, but it also marked the first NWIT title for an ACC school. In 1998, the NWIT switched names to the WNIT.

### 1992: Cal Farley Coliseum; Amarillo, Texas (NWIT)

M26 Wisconsin-Green Bay W 78-77

M27 Nebraska W 73-68

M28 Hawaii W 90-72

### 2000: Multiple Sites (WNIT)

M16 Southern Mississippi(1) W 76-71 (ot)

M18 at Chattanooga(2) W 81-74

M21 at Arkansas(3) L 67-78

### 2001: Humphrey Coliseum; Starkville, Miss.(WNIT)

M15 Mississippi State L 73-77

### 2002: Alexander Memorial Coliseum; Atlanta, Ga.(WNIT)

M13 Miami L 64-73

### 2015: Multiple Sites (WNIT)

M19 Elon W 69-47

M22 at Ole Miss (5) L 48-63

### 2016: McCamish Pavilion, Atlanta, Ga. (WNIT)

M17 Mercer W 73-56

M21 Tulane L 61-64

### 2017: Multiple Sites (WNIT)

M16 Jacksonville (4) W 71-55

M19 UCF (4) W 63-51

M23 MTSU (4) W 70-57

M26 Alabama (4) W 76-66

M29 Washington State (4) W 69-61

A1 at Michigan (6) L 79-89 (ot3)

### 2018: Multiple Sites (WNIT)

M15 Bethune Cookman (4) W 85-32

M18 UAB (4) W 91-47

M22 at Alabama (7) L 59-61

(1): Alexander Memorial Coliseum, Atlanta, Ga.

(2): McKenzie Arena, Chattanooga, Tenn.

(3): Arkansas Arena, Fayetteville, Ark.

(4): McCamish Pavilion, Atlanta, Ga.

(5): Tad Smith Coliseum, Oxford, Miss.

(6): Calihan Hall, Detroit, Mich.

(7): Coleman Coliseum, Tuscaloosa, Ala.

Eight Tournaments: Won 14 Lost 7

1992 NWIT Champions

## OTHER POSTSEASON TOURN.

### 1975 GAIW State Tournament

vs. Fort Valley L 39-76

vs. Tift L 54-65

### 1976 GAIW State Tournament

vs. Berry L 41-109

vs. North Georgia L 35-69

### 1977 GAIW State Tournament

vs. Morris Brown W 75-27

vs. Spelman W 55-43

### 1978 GAIW State Tournament

vs. West Georgia L 79-94

### 1979 GAIW State Tournament

vs. Berry L 68-92

### 1980 GAIW State Tournament

F. 21 at Georgia Southern L 51-87

### 1981 GAIW State Tournament

F. 26 vs. Georgia L 70-89

Seven Tournaments: Won 2 Lost 8



# HONORS & AWARDS

## ALL-AMERICANS

### JOYCE PIERCE

1993 - KODAK/WBCA HONORABLE MENTION



### KISHA FORD

1997 - ASSOCIATED PRESS HONORABLE MENTION  
1997 - KODAK/WBCA HONORABLE MENTION



### SONJA MALLORY

2003 - KODAK/WBCA HONORABLE MENTION



### ALEX MONTGOMERY

2011 - KODAK/WBCA HONORABLE MENTION



### TYAUNNA MARSHALL

2013 - ASSOCIATED PRESS HONORABLE MENTION  
2014 - ASSOCIATED PRESS HONORABLE MENTION  
2013 - KODAK/WBCA HONORABLE MENTION



### AALIYAH WHITESIDE

2016 - WBCA HONORABLE MENTION



### FRESHMAN ALL-AMERICA

Kisha Ford	1994	Basketball Times
Niesha Butler	1999	Women's Basketball Journal
		Women's Basketball News Service
Tyaunna Marshall	2011	Full Court Press (Third Team)

### MCDONALD'S HIGH SCHOOL ALL-AMERICA

Kasha Terry	2002
Kaela Davis	2013
Elizabeth Balogun	2018
Elizabeth Dixon	2018

### STREET & SMITH'S HIGH SCHOOL ALL-AMERICA

Janie Mitchell	2002	Honorable Mention
Nia Josiah	2003	Honorable Mention
Jill Ingram	2003	Honorable Mention
Daphne Mitchell	2003	Honorable Mention
Janie Mitchell	2003	Honorable Mention
Nia Josiah	2004	Honorable Mention
April Phillips	2004	Honorable Mention
Tiffany Blackmon	2005	Honorable Mention
Angel Buie	2005	Honorable Mention
Nia Josiah	2005	Honorable Mention
lasia Hemingway	2007	Honorable Mention
Alex Montgomery	2007	Honorable Mention

### PARADE HIGH SCHOOL ALL-AMERICA

Jackie Farmer	1987
Aisha Howard	1996
lasia Hemingway	2007
Alex Montgomery	2007

### WBCA HIGH SCHOOL ALL-AMERICA

Kasha Terry	2002	
Jillian Ingram	2004	Honorable Mention
lasia Hemingway	2007	
Kaela Davis	2013	

### ALL STAR GIRLS REPORT HIGH SCHOOL ALL-AMERICA

Jillian Ingram	2004	Fourth Team
Daphne Mitchell	2004	Fourth Team
Janie Mitchell	2004	Fifth Team

## ACC AWARDS

Beginning with the 2012-13 season, the ACC released separate coaches and media All-ACC teams.

### ALL-ACC

#### BY NAME:

Ardossi, Brigitte	2010	2nd
Bootz, Delores	1986	2nd
Bootz, Delores	1987	2nd
Bootz, Delores	1988	2nd
Butler, Niesha	1999	2nd
Butler, Niesha	2001	3rd
Davis, Kaela	2014	2nd (Coaches;Media)
Davis, Kaela	2015	1st (Coaches; Media)
Ford, Kisha	1995	2nd
Ford, Kisha	1996	2nd
Ford, Kisha	1997	1st
Goodlett, Sasha	2012	2nd
Higgs, Stephanie	2005	Honorable Mention
Higgs, Stephanie	2007	3rd
Lounsbury, Karen	1990	2nd
Mallory, Sonja	2002	2nd
Mallory, Sonja	2003	1st
Marshall, Tyaunna	2011	3rd
Marshall, Tyaunna	2012	2nd
Marshall, Tyaunna	2013	1st (Coaches; Media)
Marshall, Tyaunna	2014	1st (Coaches; Media)
Martinez, Milli	2002	2nd
Mitchell, Janie	2007	Honorable Mention
Mitchell, Janie	2008	3rd
Montgomery, Alex	2009	3rd
Montgomery, Alex	2010	3rd
Montgomery, Alex	2011	2nd
Neal, Ida	1989	1st
Nnamaka, Chioma	2008	Honorable Mention
Pan, Francesca	2020	2nd (Coaches); HM (Media)
Pierce, Joyce	1991	2nd
Pierce, Joyce	1992	2nd
Pierce, Joyce	1993	2nd
Stewart, Alex	2003	3rd
Stewart, Alex	2004	Honorable Mention
Stokes, Fallon	2003	3rd
Stokes, Fallon	2004	2nd
Tate, Regina	2002	3rd
Walker, Marielle	1988	2nd

# HONORS & AWARDS

Whiteside, Aaliyah 2016 1st

## BY YEAR:

Bootz, Delores	1986	2nd
Bootz, Delores	1987	2nd
Bootz, Delores	1988	2nd
Walker, Marielle	1988	2nd
Neal, Ida	1989	1st
Lounsbury, Karen	1990	2nd
Pierce, Joyce	1991	2nd
Pierce, Joyce	1992	2nd
Pierce, Joyce	1993	2nd
Ford, Kisha	1995	2nd
Ford, Kisha	1996	2nd
Ford, Kisha	1997	1st
Butler, Niesha	1999	2nd
Butler, Niesha	2001	3rd
Mallory, Sonja	2002	2nd
Martinez, Milli	2002	2nd
Tate, Regina	2002	3rd
Mallory, Sonja	2003	1st
Stewart, Alex	2003	3rd
Stokes, Fallon	2003	3rd
Stewart, Alex	2004	Honorable Mention
Stokes, Fallon	2004	2nd
Higgs, Stephanie	2005	Honorable Mention
Higgs, Stephanie	2007	3rd
Mitchell, Janie	2007	Honorable Mention
Mitchell, Janie	2008	3rd
Nnamaka, Chioma	2008	Honorable Mention
Montgomery, Alex	2009	3rd
Ardossi, Brigitte	2010	2nd
Montgomery, Alex	2010	3rd
Marshall, Tyaunna	2011	3rd
Montgomery, Alex	2011	2nd
Goodlett, Sasha	2012	2nd
Marshall, Tyaunna	2012	2nd
Marshall, Tyaunna	2013	1st (Coaches; Media)
Marshall, Tyaunna	2014	1st (Coaches; Media)
Davis, Kaela	2014	2nd (Coaches; Media)
Davis, Kaela	2015	1st (Coaches; Media)
Whiteside, Aaliyah	2016	1st (Coaches; Media)
Pan, Francesca	2020	2nd (Coaches; HM (Media)

## ACC ALL-FRESHMAN TEAM

Kathy Dortch	1993
Kisha Ford	1994
Carla Munnion	1994
Niesha Butler	1999
Chioma Nnamaka	2005
Alex Montgomery	2008
Tyaunna Marshall	2011
Sydney Wallace	2012
Brittany Jackson	2013 (Coaches; Media)
Kaela Davis	2014 (Coaches; Media)
Francesca Pan	2017 (Coaches; Media)
Kierra Fletcher	2018 (Coaches; Media)
Elizabeth Balogun	2019 (Coaches; Media)
Elizabeth Dixon	2019 (Coaches; Media)

## ACC ALL-DEFENSIVE TEAM

Milli Martinez	2002
Sonja Mallory	2003
Jacqua Williams	2008, '09
Alex Montgomery	2011
Tyaunna Marshall	2013
Tyaunna Marshall	2014

## ACC SIXTH PLAYER OF THE YEAR

Alex Montgomery	2010
Zaire O'Neil	2018

## ACC ROOKIE OF THE YEAR

Niesha Butler	1999
Francesca Pan	2017 (Coaches; Media)

Elizabeth Balogun 2019 (Coaches; Media)

## ACC ALL-TOURNAMENT TEAM

Devony Caldwell	1992
Joyce Pierce	1992
Kisha Ford (2nd Team)	1994
Carla Munnion (2nd Team)	1998
Milli Martinez (2nd Team)	2000
Fallon Stokes (2nd Team)	2003
Stephanie Higgs (2nd Team)	2006
Alex Montgomery (2nd Team)	2010
Tyaunna Marshall (2nd Team)	2011
Sasha Goodlett (1st Team)	2012
Tyaunna Marshall (1st Team)	2012
Metra Walthour (2nd Team)	2012
Francesca Pan (2nd Team)	2020

## ACC LEGEND

Ida Neal Smith	2005
Kisha Ford	2006
Dolores Bootz	2007
Bonnie Tate	2008
Karen Lounsbury	2009
Joyce Pierce	2010
Tory Ehle-Rule	2011
Bernadette McGlade	2012
Danielle Donehew	2013
Agnus Berenato	2014
Sonja Mallory	2015
Carla Munnion	2016

## ACC PLAYER OF THE WEEK

Dolores Bootz	Jan. 5, 1986
Marielle Walker	Dec. 1, 1986; Dec. 14, 1987
Karen Lounsbury	Dec. 19, 1988
Ida Neal	Jan. 23, 1989
Sheila Wagner	Jan. 31, 1990
Kisha Ford	Dec. 20, 1993; Feb. 14, 1994; Feb. 17, 1997
Carla Munnion	Dec. 4, 1995; Dec. 18, 1995
Kenya Williams	Nov. 23, 1998
Niesha Butler	Jan. 8, 2001
Regina Tate	Nov. 26, 2001
Sonja Mallory	Jan. 21, 2002
Fallon Stokes	Nov. 24, 2003; Dec. 8, 2003
Stephanie Higgs	Dec. 27, 2004; Feb. 5, 2007
Janie Mitchell	Dec. 10, 2007; Dec. 17, 2007
Chioma Nnamaka	Feb. 4, 2008
Brigitte Ardossi	Feb. 1, 2010
Alex Montgomery	Dec. 6, 2010; Dec. 27, 2010*
Tyaunna Marshall	Dec. 17, 2012; Feb. 4, 2013; Feb. 25, 2013; Feb. 10, 2014
Aaliyah Whiteside	Nov. 16, 2015
Zaire O'Neil	Feb. 6, 2017

## ACC ROOKIE OF THE WEEK

Stacey Buchannon	Dec. 20, 1993
Kisha Ford	Jan. 10, 1994
Danielle Donehew	Feb. 17, 1997
Betsy Foy	Dec. 8, 1997
Niesha Butler	Nov. 23, 1998; Nov. 30, 1998; Dec. 7, 1998; Dec. 21, 1998; Jan. 4, 1999; Jan. 25, 1999, Feb. 1, 1999
Megan Harpring	Feb. 24, 2003
Chioma Nnamaka	Dec. 27, 2004
Alex Montgomery	Dec. 26, 2007; Jan. 21, 2008
Iasia Hemingway	Jan. 28, 2008
Mo Bennett	Nov. 17, 2008
Sasha Goodlett	Feb. 9, 2009
Sharena Taylor	Dec. 14, 2009
Tyaunna Marshall	Nov. 15, 2010; Nov. 22, 2010; Dec. 6, 2010; Jan. 3, 2010; Jan. 10, 2010
Aaliyah Whiteside	Dec. 24, 2012

Brittany Jackson	Nov. 19, 2012; Jan. 14, 2013
Kaela Davis	Nov. 11, 2013; Dec. 9, 2013; Jan. 20, 2014; March 3, 2014
Francesca Pan	Nov. 28, 2016; Jan. 9, 2017; Jan. 16, 2017; Feb. 20, 2017; Feb. 27, 2017
Chanin Scott	Dec. 12, 2016
Kierra Fletcher	Feb. 19, 2018
Elizabeth Balogun	Dec. 17, 2018; Dec. 23, 2018; Jan. 7, 2019; Jan. 21, 2019
Elizabeth Dixon	Nov. 19, 2018; Jan. 14, 2019; Feb. 11, 2019

## REGION HONORS

### GEORGIA COMMISSION ON WOMEN COLLEGIATE SPORTSWOMAN OF THE YEAR

Regina Tate	2001-02
-------------	---------

### GEORGIA HALL OF FAME COACH OF THE YEAR

Agnus Berenato	1991-91
----------------	---------

### ATLANTA TIPOFF CLUB COACH OF THE YEAR

Agnus Berenato	1991-92, 2002-03
MaChelle Joseph	2006-07, 2011-12
Nell Fortner	2019-20

### ATLANTA TIPOFF CLUB STATE OF GEORGIA COLLEGE PLAYER OF THE YEAR

Kisha Ford	1993-94
Niesha Butler	1998-99
Sonja Mallory	2002-03
Janie Mitchell	2007-08
Brigitte Ardossi	2009-10
Alex Montgomery	2010-11
Sasha Goodlett	2011-12
Tyaunna Marshall	2012-13; 2013-14
Kaela Davis	2014-15
Aaliyah Whiteside	2015-16

### ATLANTA WOMEN IN SPORTS ATHLETE OF THE MONTH

Kisha Ford	March, 1994
------------	-------------

### ATLANTA TIPOFF CLUB GEORGIA PLAYER OF THE MONTH

Marielle Walker	January, 1988
Ida Neal	January, 1989
Karen Lounsbury	January, 1990

### BOY SCOUTS OF AMERICA PEACH OF AN ATHLETE

Angie Fischer	1993	Honoree
Kisha Ford	1995	Honoree
Danielle Donehew	2000	Honoree
Shayla Bivins	2014	Honoree

## ACADEMIC HONORS

### ACADEMIC ALL-ACC

Danielle Donehew	1998, '00
Regina Tate	1999, '01
Kenya Williams	1999
Jessica Williams	2005
Alex Montgomery	2008
Deja Foster	2010
Danielle Hamilton-Carter	2013
Shayla Bivins	2014
Roddreka Rogers	2015, '16
Antonia Peresson	2016
Francesca Pan	2017, '18, '19, '20



## HONORS & AWARDS

Elo Edeferioka	2018
Kierra Fletcher	2019, '20
Lotta-Maj Lahtinen	2020

### COSIDA/VERIZON ACADEMIC ALL-AMERICA

Tory Ehle	1987	Honorable Mention
Karen Lounsbury	1990	
Karen Lounsbury	1991	

### COSIDA/VERIZON ACADEMIC ALL-DISTRICT

Danielle Donehew	1999	Second Team
	2000	First Team
Regina Tate	2002	Second Team

### GEORGIA TECH BOBBY DODD SCHOLARSHIP

Karen Lounsbury	1990-91
Angie Fischer	1992-93
Regina Tate	1998-99
Deja Foster	2009-10

### GEORGIA TECH HOMER RICE SCHOLARSHIP

Danielle Donehew	1997-98
------------------	---------

### ACC WEAVER-JAMES-CARRIGAN POSTGRADUATE SCHOLARSHIP

Danielle Donehew	2001
Regina Tate	2002

### MARIE JAMES SCHOLARSHIP AWARD (ACC'S TOP FEMALE SCHOLAR-ATHLETE)

Marlene Mainland	1988
------------------	------

### CHARLES T. STONER LAW SCHOLARSHIP

Jacqua Williams	2009
Deja Foster	2011
Shayla Bivins	2014

## MISCELLANEOUS

### ESPNW NATIONAL PLAYER OF THE WEEK

Tyaunna Marshal	Feb. 10, 2014
-----------------	---------------

### USA BASKETBALL U.S. OLYMPIC TEAM TRIALS INVITE

Joyce Pierce	1992
--------------	------

### USA BASKETBALL SELECT TEAM

Joyce Pierce	1992	Jones Cup
		Gold Medal (Taipei, Taiwan)
Kisha Ford	1995	Jones Cup
		Bronze Medal (Taipei, Taiwan)

### USA BASKETBALL U.S. OLYMPIC FESTIVAL

Dolores Bootz	1986	South Team
		Gold Medal (Houston, Texas)
Joannah Kauffman	1995	South Team
		(Colorado Springs, Colo.)
Joyce Pierce	1990	South Team
		(Minneapolis, Minn.)
Bronda Davis	1991	South Team
		Gold Medal (Los Angeles, Calif.)
Kisha Ford	1994	East Team
		Bronze Medal, All-Tournament
April Phillips	2004	West Team
		(Colorado Springs, Colo.)
Jasmine Duffey	2005	Blue Team
		(Colorado Springs, Colo.)

## GEORGIA TECH HALL OF FAME

### KATE BRANDT

Played: 1981-84  
Inducted: 1989



### TORY EHLE

Played: 1984-87  
Inducted: 1990




### BONNIE TATE

Played: 1977-79  
Inducted: 1991



### JAMIE POSEY

Played: 1978-81  
Inducted: 1992




### LEE ANN WOODHULL

Played: 1980-83  
Inducted: 1993



### DOLORES BOOTZ

Played: 1985-88  
Inducted: 1994



### IDA NEAL

Played: 1986-89  
Inducted: 1995



### MARIELLE WALKER

Played: 1985-88  
Inducted: 1996



### BERNADETTE MCGLADE

Coached: 1982-88  
Inducted: 1998



### KAREN LOUNSBURY

Played: 1989-92  
Inducted: 2006



### KISHA FORD

Played: 1994-97  
Inducted: 2008



# #PROJACKETS

## WNBA DRAFT

PLAYER	YEAR	ROUND (PICK)	TEAM
Kisha Ford	1997	4th (27)	New York Liberty
Sonja Mallory	2003	2nd (24)	New York Liberty
Kasha Terry	2006	2nd (26)	Indiana Fever
Chioma Nnamaka	2008	2nd (21)	San Antonio Silver Stars
Brigitte Ardossi	2010	2nd (21)	Atlanta Dream
Alex Montgomery	2011	1st (10)	New York Liberty
Sasha Goodlett	2012	1st (11)	Indiana Fever
Tyaunna Marshall	2014	2nd (14)	New York Liberty



In 2012, Sasha Goodlett was invited to Bristol, Connecticut for the 2012 WNBA Draft where she became the second Yellow Jacket to be drafted in the first round of the draft.

## YELLOW JACKETS IN THE PROS

Player	Organization	Years
Brigitte Ardossi	Atlanta Dream	2010
	COB Calais, France	2010
	Canberra Capitals, Australia	2011-12
Dolores Bootz	Galatasaray, Istanbul, Turkey	1988-89
	Megafesa, Lugo, Spain	1990-91
	Caja Segovia, Segovia, Spain	1991-93
Kisha Ford	New York Liberty (WNBA)	1997-98
	Orlando Miracle (WNBA)	1999
	Miami Sol (WNBA)	2000-01
Sasha Goodlett	Indiana Fever (WNBA)	2012-13
	Chicago Sky (WNBA)	2014-15
Stephanie Higgs	Greece	2007
Jill Ingram	Sweden	2008
Joannah Kauffman	Turkey	1999
Milli Martinez	Puerto Rico	2002-04
Sonja Mallory	Phoenix Mercury (WNBA)	2003
	Lithuania, Hungary	2003
Daphne Mitchell	Finland	2009-10
Janie Mitchell	Bulgaria	2008
Alex Montgomery	New York Liberty (WNBA)	2011-14
	San Antonio Stars (WNBA)	2015-17
	Chicago Sky (WNBA)	2018
Chioma Nnamaka	Atlanta Dream (WNBA)	2008
	Lithuania	2009
	France	2010
	Poland/Sweden	2011-12
Jasmina Pacariz	Sweden	2008
Francesca Pan	Italy	2020
Alex Stewart	Iceland	2004
Kasha Terry	Indiana Fever (WNBA)	2006-08
	Atlanta Dream (WNBA)	2008
Imani Tilford	Australia	2018
Katarina Vuckovic	Germany	2017
Marielle Walker	Switzerland	1988-89
Aimee Weiss	Denmark	1996-2003



Alex Montgomery wrapped up her fifth year in the pros in 2015

Chelsea Regins played right in Atlanta after graduation





## ***RECORDS***

<b>Tech Records</b>	<b>78-81</b>
<b>Individual Records</b>	<b>82-83</b>
<b>Opponent Records</b>	<b>83-85</b>
<b>Career Leaders</b>	<b>86</b>
<b>Records by Class</b>	<b>87</b>
<b>Annual Leaders</b>	<b>88-89</b>
<b>Year-by-Year Stats</b>	<b>90-91</b>
<b>The Last Time</b>	<b>92</b>
<b>1,000 Point Scorers</b>	<b>93-94</b>
<b>NCAA Tournament Records</b>	<b>95-100</b>

## RECORDS

## TECH GAME RECORDS

## 100+ POINT GAMES

124	vs. Winthrop, 12/30/90
124	vs. Presbyterian, 12/2/85
116	vs. Converse, 12/1/84
115	vs. Rider, 11/29/91
114	vs. Chattanooga, 11/30/91
114	vs. Rider, 12/5/90
111	vs. Morris Brown, 2/23/02
111	vs. Fairfield, 12/30/94
111	vs. Hofstra, 12/4/92
110	vs. Appalachian State, 12/18/92
108	vs. Iona, 12/20/87
107	vs. Georgia State, 2/13/95
106	vs. Utah State, 12/15/86
105	vs. Morgan State, 11/16/14
105	vs. Manhattan, 12/30/96
105	vs. Virginia, 1/21/89
104	vs. Portland State, 12/17/13
103	vs. Charleston Southern, 12/7/99
102	vs. Mount St. Mary's, 11/25/00
102	vs. UTEP, 12/20/13
102	vs. Southeastern Louisiana, 11/18/15
101	vs. Mercer, 12/28/10
101	vs. Virginia, 3/2/08
101	vs. Alabama, 12/29/92
101	vs. North Carolina, 1/9/91
101	vs. UAB, 11/27/87
100	vs. Lafayette, 12/30/98
100	vs. Coppin State, 1/15/92
100	vs. Tennessee Temple, 1/15/79

## LARGEST MARGIN OF VICTORY

85 (116-31)	vs. Converse (12/1/84)
77 (124-47)	vs. Winthrop (12/30/90)
76 (90-14)	vs. Atlanta Christian (1975-76)
71 (82-11)	vs. Tenn State (h) (12/30/10)
71 (111-40)	vs. Morris Brown (2/23/02)
68 (124-56)	vs. Presbyterian (12/2/85)
66 (106-40)	vs. Utah St. (12/15/87)
65 (99-34)	vs. Atlanta Christian (1976-77)
62 (100-38)	vs. Georgia Baptist (1977-78)
60 (97-37)	vs. Alabama State (11/11/11)
58 (100-42)	vs. Coppin State (h) (1/15/92)
57 (101-44)	vs. Mercer (h) (12/28/10)
57 (95-38)	vs. Lafayette (h) (12/10/94)
57 (114-57)	vs. Chattanooga (h) (11/30/91)

## LARGEST MARGIN OF VICTORY (ACC GAMES)

37 (85-48)	vs. Boston College (h) (2/19/12)
35 (89-54)	vs. Clemson (a) (2/22/09)
33 (76-43)	vs. Virginia Tech (h) (2/29/08)
33 (66-33)	vs. Clemson (h) (12/31/17)
32 (97-65)	vs. Florida State (h) (1/22/96)
31 (91-61)	vs. Virginia (h) (1/10/02)
30 (86-56)	vs. Florida State (h) (2/19/03)
29 (59-30)	vs. Maryland (h) (2/3/96)
29 (77-48)	vs. Pittsburgh (a) (2/6/20)

## LONGEST WINNING STREAK

13	1976-77 to 1977-78
13	2010-2011
10	2002-03
9	1977-78
8	2009-10
8	2008-09
8	2007-08
8	1995-96
8	1991-92 to 1992-93
8	1986-87

## LARGEST MARGIN OF DEFEAT

123 (18-141)	Savannah (1975-76)
94 (13-107)	Berry (1975-76)
83 (22-105)	Albany State (1975-76)
74 (31-105)	Berry (1974-75)
69 (25-94)	Shorter (1974-75)
67 (46-113)	Duke (1/7/99)

61 (28-89)	Auburn (1975-76)
61 (40-101)	Georgia State, (1975-76)
61 (35-96)	Georgia (1974-75)
60 (20-80)	Augusta (1975-76)
60 (33-93)	Albany State (1975-76)

## LARGEST MARGIN OF DEFEAT (ACC GAMES)

67 (46-113)	Duke (a) (1/7/99)
59 (38-97)	NC State (a) (1/12/80)
47 (31-78)	North Carolina (a) (1/18/07)
44 (56-100)	Duke (h) (2/27/98)
41 (58-99)	North Carolina (h) (1/6/83)
41 (44-85)	Virginia (11/24/79)

## LONGEST LOSING STREAK

19	1975-76
12	1979-80 to 1980-81
8	1987-88
8	1979-80
7	1974-75
7	1983-84
7	1984-85
7	2004-05
7	2005-06

## MOST POINTS IN A HALF

70 (2nd)	vs. Presbyterian (12/2/85)
66 (2nd)	vs. Converse (12/1/84)
64 (2nd)	vs. North Carolina (1/9/91)
64 (1st)	vs. Winthrop (12/30/90)
63 (2nd)	vs. Rider (11/29/91)
63 (2nd)	vs. Rider (12/5/90)

## MOST FG MADE IN A HALF

31 (2nd)	vs. Presbyterian (12/2/85)
31 (2nd)	vs. Converse (12/1/84)
30 (2nd)	vs. North Carolina (1/9/91)
27 (2nd)	vs. Winthrop (1/30/90)
27 (1st)	vs. Presbyterian (12/2/85)

## MOST FG ATT. IN A HALF

51 (2nd)	vs. Rider (12/5/90)
51 (2nd)	vs. Presbyterian (12/2/85)
50 (2nd)	vs. Converse (12/1/84)
49 (2nd)	vs. USC Upstate (12/6/07)
49 (2nd)	vs. Notre Dame (2/3/19)
49 (1st)	vs. Hofstra (12/4/92)
49 (1st)	vs. Converse (12/1/84)

## HIGHEST FG PERCENTAGE IN A HALF

.742 (23-31) (2nd)	vs. Fairfield (12/30/94)
.727 (24-33) (1st)	vs. UAB (3/18/18)
.700 (21-30) (1st)	vs. Kennesaw State (11/22/11)
.692 (18-26) (2nd)	vs. Rider (11/29/91)
.688 (22-32) (1st)	vs. NC State (3/3/12)
.686 (24-35) (1st)	vs. E. Wash. (11/24/01)
.682 (15-22) (1st)	vs. Clemson (1/26/02)
.682 (15-22) (2nd)	vs. Arizona (1/7/85)

## MOST THREES MADE IN A HALF

8 (2nd)	vs. Georgia (11/17/19)
8 (1st)	vs. Virginia (2/14/14)
8 (1st)	vs. Florida State (1/31/99)
8 (2nd)	vs. NC State (1/28/99)
8 (2nd)	vs. Mercer (11/25/96)
9 (1st)	vs. Appalachian State (12/11/16)
7 (1st)	vs. ETSU (12/15/19)
7 (1st)	vs. Alabama (12/18/15)
7 (1st)	vs. USC Upstate (12/5/15)
7 (1st)	vs. Florida State (2/27/14)
7 (1st)	vs. Clemson (1/30/14)
7 (1st)	vs. Loyola Chicago (11/14/14)
7 (1st)	vs. Alabama State (12/17/14)
7 (2nd)	vs. Western Carolina (11/10/13)
7 (2nd)	vs. Boston College (2/19/12)
7 (1st)	vs. Maryland (2/19/97)
6	vs. Several Teams

## MOST THREES ATT. IN A HALF

22 (2nd)	vs. Virginia (2/24/19)
21 (1st)	vs. Alabama State (12/17/14)
20 (1st)	vs. Georgia State (12/3/16)
19 (2nd)	vs. Clemson (2/19/04)
18 (2nd)	vs. Duke (1/5/17)
17 (1st)	vs. Western Carolina (11/14/18)
17 (2nd)	vs. Duke (2/1/18)
17 (2nd)	vs. Virginia (1/17/16)
17 (1st)	vs. Loyola Chicago (11/13/15)
17 (1st)	vs. Clemson (2/19/04)
16 (2nd)	vs. Notre Dame (2/3/19)
16 (1st)	at Georgia (11/22/15)
16 (2nd)	vs. Virginia (1/14/99)
16 (1st)	vs. Pacific (12/19/89)
16 (1st)	vs. Virginia (1/10/13)
15 (1st)	vs. Appalachian State (12/11/16)
15 (1st)	vs. Mercer (12/7/16)
15 (2nd)	vs. Wake Forest (3/3/16)
15 (2nd)	vs. Alabama (12/18/15)
15 (2nd)	vs. USC Upstate (12/5/15)
15 (2nd)	vs. Michigan State (12/4/14)
15 (1st)	vs. Morgan State (11/16/14)
15 (1st)	vs. Lipscomb (12/29/14)
15 (1st)	vs. Iowa State (3/22/08)
15 (1st)	vs. Davidson (11/9/07)
15 (2nd)	vs. Mercer (11/25/96)
15 (2nd)	vs. Pacific (12/19/89)

## MOST FT MADE IN A HALF

29 (2nd)	vs. Clemson (1/26/02)
26 (2nd)	vs. NC State (1/8/93)
24 (2nd)	vs. Wake Forest (1/4/02)
24 (2nd)	vs. Rider (11/29/91)
23 (2nd)	vs. Dayton (11/25/16)
23 (1st)	vs. Alabama State (11/24/15)
23 (2nd)	vs. North Carolina (2/26/10)
23 (2nd)	vs. North Carolina (1/29/89)
23 (2nd)	vs. Virginia (1/21/89)

## MOST FT ATT. IN A HALF

42 (2nd)	vs. Clemson (1/26/02)
35 (2nd)	vs. Coppin State (1/15/92)
34 (2nd)	vs. NC State (1/8/93)
33 (2nd)	vs. Wake Forest (1/4/02)
32 (2nd)	vs. North Carolina (1/29/89)

## FEWEST POINTS SCORED IN HALF

12 (2nd)	vs. Miami (1/30/20)
12 (1st)	vs. Maryland (1/30/94)
13 (1st)	vs. Notre Dame (2/3/19)
13 (1st)	vs. NC State (2/1/05)
13 (1st)	vs. Duke (1/8/04)
14 (2nd)	vs. Houston (11/9/18)
14 (1st)	vs. Georgia (12/2/12)
15 (1st)	vs. Duke (1/21/11)
15 (2nd)	vs. North Carolina (1/18/07)
16 (1st)	vs. 13/13 Rutgers (11/25/11)
16 (1st)	vs. NC State (2/28/10)
16 (1st)	vs. North Carolina (1/18/07)
16 (2nd)	vs. Wake Forest (2/6/05)
16 (1st)	vs. Duke (2/7/04)
16 (2nd)	vs. Kansas State (11/17/02)
16 (1st)	vs. Duke (1/9/00)
17	10 times

## FEWEST FG MADE IN A HALF

3 (1st)	vs. 13/13 Rutgers (11/25/11)
3 (1st)	vs. Wake Forest (3/5/10)
3 (2nd)	vs. North Carolina (1/18/07)
4 (1st)	vs. Duke (1/25/09)
4 (2nd)	vs. Kansas State (11/17/02)
4 (2nd)	vs. Clemson (2/11/99)
5 (2nd)	vs. Boston College (1/19/20)
5 (2nd)	vs. Miami (1/30/20)
5 (1st)	vs. Notre Dame (2/3/19)
5 (1st)	vs. Notre Dame (1/7/18)
5 (2nd)	vs. Duke (1/21/11)
5 (2nd)	vs. Oklahoma (3/24/09)
5 (1st)	vs. Florida State (2/27/05)

# RECORDS

5 (1st)	vs. Duke (1/9/00)
5 (2nd)	vs. Maryland (1/30/94)
5 (1st)	vs. Duke (1/31/83)
5 (2nd)	vs. Mercer (2/3/82)
5 (2nd)	vs. Virginia (11/24/79)

## FEWEST FG ATT. IN A HALF

14 (2nd)	vs. Duke (1/21/11)
14 (1st)	vs. NC State (1/8/93)
16 (2nd)	vs. Green Bay (11/26/11)
16 (1st)	vs. Duke (2/6/82)
17 (2nd)	at Syracuse (2/7/16)
17 (1st)	vs. Georgia Southern (2/24/81)
18 (1st)	vs. Houston (11/9/18)
18 (2nd)	at Virginia Tech (2/23/12)
19 (1st)	vs. Wake Forest (3/5/10)
19 (1st)	vs. Clemson (2/24/05)
19 (1st)	vs. NC State (2/10/05)
19 (1st)	vs. Duke (2/7/04)
19 (2nd)	vs. Wake Forest (1/9/94)
20	24 times

## LOWEST FG PERCENTAGE IN A HALF

.130 (3-23) (1st)	vs. 13/13 Rutgers (11/25/11)
.130 (3-23) (2nd)	vs. N. Carolina (1/18/07)
.138 (4-29) (2nd)	vs. Kansas St. (11/17/02)
.147 (5-34) (1st)	vs. Notre Dame (2/3/19)
.156 (7-45) (1st)	vs. Maryland (1/13/05)
.158 (3-19) (1st)	vs. Wake Forest (3/5/10)
.167 (4-24) (2nd)	vs. Clemson (2/11/99)
.171 (6-35) (2nd)	vs. Clemson (2/19/04)
.172 (5-29) (2nd)	vs. Oklahoma (3/24/09)
.172 (5-29) (1st)	vs. Duke (1/9/00)
.176 (6-34) (2nd)	vs. NC State (1/27/13)
.182 (4-22) (1st)	vs. Duke (1/25/09)
.185 (5-27) (1st)	vs. Duke (1/31/83)
.189 (7-37) (2nd)	vs. Tulsa (12/12/04)
.189 (7-37) (2nd)	vs. Georgia (12/27/01)
.194 (6-31) (2nd)	vs. Virginia (2/8/92)

## MOST POINTS SCORED

124	vs. Winthrop (12/31/90)
124	vs. Presbyterian (12/2/85)
116	vs. Converse (12/1/84)
115	vs. Rider (11/29/91)
114	vs. UTC (11/30/91)
114	vs. Rider (12/5/90)

## MOST COMBINED POINTS SCORED - GAME

204	vs. Virginia (3/2/08)
204	vs. Alabama (12/29/92)
197	vs. Valdosta State (12/10/79)
196	vs. Iona (12/20/87)
194	vs. Georgia (12/13/94)
192	Two Times

## MOST POINTS IN A LOSS

101	vs. Virginia (3/2/08)
101	vs. Alabama (12/29/92)
94	vs. Virginia (2/2/91)
92	vs. Furman (11/25/89)
90	vs. North Carolina (1/31/19)
89	vs. Houston (11/9/18)
87	vs. Maryland (11/15/04)
85	Three Times

## MOST POINTS IN OVERTIME

20	vs. Wake Forest (1/31/13)
18	vs. Clemson (1/23/03)
17	vs. Houston (11/9/18)
15	vs. Miami (1/27/10)
14	vs. NC State (2/2/12)
14	vs. Florida State (1/31/96)
14	vs. Duke (1/29/93)
14	vs. Duke (1/28/89)
14	vs. Richmond (11/26/88)

## FEWEST POINTS SCORED

31	vs. North Carolina (1/18/07)
----	------------------------------

32	vs. Duke (1/21/11)
34	vs. Duke (1/25/09)
38	vs. Notre Dame (1/2/17)
38	vs. NC State (1/12/80)
40	vs. Rutgers (11/25/11)
40	vs. Duke (1/31/83)
41	vs. Auburn (12/30/97)
41	vs. Clemson (2/11/99)
41	vs. Duke (2/7/04)

## FEWEST POINTS ALLOWED

11	vs. Tennessee State (12/30/10)
27	vs. Washington (12/23/10)
27	vs. Winthrop (12/18/08)
28	vs. Georgia State (11/20/19)
28	vs. Savannah State (2/12/08)
30	vs. Maryland (2/5/96)
30	vs. Georgia State (11/19/04)
30	vs. Winthrop (11/13/09)
31	vs. Converse (12/1/84)

## MOST FIELD GOALS MADE

58	vs. Presbyterian (12/2/85)
55	vs. Converse (12/1/84)
53	vs. Winthrop (12/30/90)
48	vs. Virginia (1/10/02)
48	vs. E. Washington (11/24/01)

## MOST FIELD GOALS ATT.

118	vs. UNC-Asheville (1/20/79)
99	vs. Rider (12/5/90)
99	vs. Converse (12/1/84)
97	vs. Hofstra (12/4/92)
96	vs. Presbyterian (12/2/85)

## FEWEST FIELD GOALS MADE

11	vs. Clemson (2/11/99)
11	vs. North Carolina (1/18/07)
12	vs. Rutgers (11/25/11)
12	vs. Duke (1/21/11)
13	vs. Notre Dame (1/28/16)
13	vs. Wake Forest (3/5/10)
13	vs. Duke (1/25/09)
13	vs. Duke (1/3/83)
13	vs. Duke (1/31/83)

## FEWEST FG ATTEMPTED

40	vs. Clemson (2/1/09)
40	vs. Florida State (2/27/05)
42	vs. Duke (1/21/11)
42	vs. Miami (1/12/09)
42	vs. Clemson (1/26/02)
43	at Syracuse (2/7/16)
43	vs. Arizona (1/7/85)
43	vs. Miami (1/23/05)
44	Five times

## HIGHEST FG PERCENTAGE

.638 (44-69)	vs. Fairfield (2/30/94)
.635 (40-64)	vs. Kennesaw State (11/22/11)
.628 (27-43)	vs. Arizona (1/7/85)
.620 (44-71)	vs. Mercer (12/28/10)
.616 (53-86)	vs. Winthrop (12/30/90)
.606 (43-71)	vs. Chattanooga (11/30/91)
.604 (58-96)	vs. Presbyterian (12/2/85)

## LOWEST FG PERCENTAGE

.186 (11-59)	vs. North Carolina (1/18/07)
.214 (12-56)	vs. Rutgers (11/25/11)
.217 (18-83)	vs. Notre Dame (2/3/19)
.220 (13-59)	vs. Duke (1/31/83)
.224 (13-58)	vs. Notre Dame (1/28/16)
.234 (11-47)	vs. Clemson (2/11/99)
.236 (13-55)	vs. Duke (1/3/83)
.236 (17-51)	vs. Duke (3/7/14)
.241 (14-58)	vs. Notre Dame (1/2/17)
.243 (17-70)	vs. NC State (1/12/80)
.243 (17-70)	vs. Clemson (2/19/04)

## MOST THREES MADE

14	vs. Appalachian State (12/11/16)
13	vs. USC Upstate (12/5/15)
13	vs. Western Carolina (11/10/13)
12	vs. ETSU (12/15/19)
12	vs. Georgia (11/17/19)
12	vs. Alabama (12/18/15)
12	vs. Mercer (11/10/06)
11	vs. Western Carolina (11/14/18)
11	vs. Loyola Chicago (11/14/14)
11	vs. Lipscomb (12/29/14)
11	vs. Mercer (11/26/96)
11	vs. Maryland (1/5/95)
10	17 times

## FEWEST THREES MADE

0	55 times
---	----------

## MOST THREES ATTEMPTED

36	vs. Clemson (2/19/04)
33	vs. Georgia State (12/3/16)
31	vs. Virginia (2/24/19)
31	vs. Pacific (12/19/89)
30	vs. Notre Dame (2/3/19)
30	vs. Alabama State (12/17/14)
29	vs. Duke (1/5/17)
29	vs. Alabama (12/18/15)
28	vs. Virginia (1/17/16)
28	vs. USC Upstate (12/5/15)
28	vs. Southeastern Louisiana (11/18/15)
28	vs. Iowa State (3/22/08)
28	vs. Michigan State (12/4/14)
28	vs. Virginia (1/10/13)
27	vs. NC State (2/12/15)
27	vs. Duke (2/1/18)

## FEWEST THREES ATTEMPTED

0	vs. Marist (12/19/87)
0	vs. Mercer (2/14/94)
1	vs. Furman (2/17/93)
1	vs. Appalachian St. (1/1/96)
1	vs. Hofstra (12/21/00)

## HIGHEST THREE-POINT FG PERCENTAGE

.889 (8-9)	vs. Virginia (1/21/89)
.833 (5-6)	vs. Clemson (3/8/92)
.833 (5-6)	vs. Auburn-Montgom. (2/13/89)
.800 (4-5)	vs. Virginia Tech (2/26/09)
.750 (3-4)	vs. UAB (11/17/05)

## LOWEST THREE-POINT FG PERCENTAGE

.000	55 times
0-13	vs. Oklahoma State (11/15/09)
0-11	vs. Georgia (12/27/01)
0-10	vs. North Carolina (2/15/09)
0-9	vs. North Carolina (1/18/07)
0-8	vs. Florida State (2/17/00)
0-8	vs. Georgia (12/15/93)
0-8	vs. Wake Forest (1/10/93)
0-7	Seven Times

## MOST FREE THROWS MADE

38	vs. Rider (11/29/91)
36	vs. Clemson (1/26/02)
36	vs. Hawaii (3/28/92)
35	vs. Portland State (12/17/13)
34	vs. Alabama State (11/24/15)
34	vs. NC State (1/8/93)
33	vs. North Carolina (1/28/89)

## FEWEST FT MADE

1	vs. Texas A&M (12/20/19)
1	vs. Duke (2/5/98)
1	vs. Mercer (12/7/16)
2	vs. Ohio State (3/21/11)
2	vs. Georgia (12/6/09)
2	vs. Virginia (2/11/87)
2	vs. St. Mary's (12/21/96)
2	vs. Maryland (2/19/97)

## RECORDS

3 Five Times

## MOST FT ATTEMPTED

51 vs. Alabama State (11/24/15)  
50 vs. Clemson (1/26/02)  
50 vs. Rider (1/29/91)  
47 vs. Coppin St. (1/13/92)  
46 vs. North Carolina (1/28/89)  
45 vs. Portland State (12/17/13)  
44 Five Times

## FEWEST FT ATTEMPTED

1 vs. Texas A&M (12/20/19)  
2 vs. Mercer (12/7/16)  
2 vs. Maryland (2/19/97)  
2 vs. Ohio State (3/21/11)  
3 vs. Duke (2/5/98)  
5 vs. Georgia (12/6/09)  
5 vs. St. Mary's (12/21/96)  
5 vs. Minnesota (11/30/14)  
6 Six Times

## HIGHEST FT PERCENTAGE

1.000 (14-14) vs. Virginia (1/25/15)  
1.000 (11-11) vs. Virginia (1/13/11)  
.952 (20-21) vs. NC State (2/10/05)  
.947 (18-19) vs. Wake Forest (2/26/98)  
.944 (17-18) vs. Appalachian St. (11/14/06)  
.941 (16-17) vs. Kennesaw St. (12/6/06)  
.938 (15-16) vs. Clemson (1/7/06)  
.933 (14-15) vs. Samford (12/13/15)  
.929 (13-14) Five Times

## LOWEST FT PERCENTAGE

.270 (4-15) vs. Georgia State (2/9/84)  
.286 (2-7) vs. Virginia (2/11/87)  
.300 (3-10) vs. Virginia (3/7/08)  
.304 (7-23) vs. Boston College (1/12/17)  
.333 (4-12) vs. Florida State (3/3/19)  
.333 (5-15) vs. Virginia Tech (1/25/18)  
.333 (7-21) vs. Georgia State (11/21/17)  
.333 (6-18) vs. SIU-Edwardsville (12/19/11)  
.333 (4-12) vs. Southern (12/2/01)  
.348 (8-23) vs. Virginia (1/10/05)

## MOST REBOUNDS

99 vs. Bryan (1/21/78)  
77 vs. Hofstra (12/4/92)  
76 vs. Rider College (12/5/90)  
70 vs. Coppin St. (1/15/92)  
68 vs. Southeastern Louisiana (11/18/15)  
67 vs. USC Upstate (12/6/07)  
66 vs. Furman (1/14/80)

## HIGHEST REBOUNDING MARGIN

36 vs. St. Francis (Pa.) (12/29/00)  
34 vs. Florida Gulf Coast (11/21/09)  
33 vs. Wagner (12/19/00)  
32 vs. Southeastern Louisiana (11/18/15)  
31 vs. USC Upstate (12/7/07)  
31 vs. Hofstra (12/4/92)  
30 vs. Wofford (12/30/18)  
30 vs. Kennesaw State (12/18/09)  
30 vs. Morris Brown (2/23/02)  
30 vs. Converse (12/1/84)

## MOST ASSISTS

33 vs. Virginia (1/10/02)  
32 vs. UNC-Wilmington (11/23/90)  
31 vs. Chattanooga (11/30/91)  
31 vs. Winthrop (12/30/90)  
29 vs. Boston College (2/28/91)  
29 vs. Presbyterian (12/2/85)

## MOST BLOCKED SHOTS

13 vs. Chattanooga (12/2/86)  
12 vs. Coppin State (1/15/92)  
12 vs. East Tennessee St. (11/24/90)  
12 vs. Clemson (1/18/89)

11 vs. Michigan (4/1/17)  
11 vs. Wake Forest (1/29/04)

## MOST STEALS

27 vs. Miss. Valley State (11/22/08)  
27 vs. Georgia State (12/14/93)  
27 vs. Marquette (11/18/12)  
26 vs. Virginia Tech (2/29/08)  
24 vs. Georgia State (11/23/99)  
23 Four Times  
22 Six Times

## MOST TURNOVERS

45 vs. Clemson (1/31/81)  
42 vs. Valdosta State (12/10/79)  
40 vs. Houston (11/9/18)  
39 vs. Virginia (11/24/85)  
39 vs. Virginia (2/18/84)  
38 vs. Georgia (12/2/83)  
38 vs. Valdosta State (1/18/80)

## FEWEST TURNOVERS

5 vs. Grambling State (11/10/19)  
6 vs. Davidson (12/2/03)  
6 vs. Wake Forest (1/19/97)  
6 vs. Georgia Southern (1/31/81)  
7 Five Times

## MOST FOULS

37 vs. Florida State (1/31/96)  
35 vs. Virginia (3/2/08)  
34 vs. Maryland (1/20/08)  
34 vs. Georgia (11/24/13)  
33 vs. Wake Forest (2/21/92)  
32 vs. Dayton (11/25/16)  
32 vs. Loyola Chicago (11/14/14)  
32 vs. American (11/15/98)  
32 vs. Furman (1/14/80)  
32 vs. Miami (1/17/13)  
32 vs. Maryland (1/19/14)

## FEWEST FOULS

5 vs. Georgia (12/3/04)  
6 vs. St. Francis (N.Y.) (12/29/98)  
7 vs. Central Arkansas (12/14/14)  
7 vs. Boston College (1/17/10)  
8 vs. Rice (12/21/19)  
8 vs. Washington State (3/29/17)  
8 vs. Maryland (1/18/90)  
8 vs. Florida State (1/21/97)  
8 vs. Charleston Southern (1/29/02)

## TECH IN OVERTIME

DATE	H/A	W/L	RESULT
11/25/78	a	W	GT 69, Vanderbilt 67
1/20/79	h	L	UNC Asheville 102, GT 95 (3OT)
1/26/80	a	L	Albany State 89, GT 84
12/16/83	h	L	West Virginia 86, GT 78
2/5/84	a	L	East Carolina 61, GT 61
1/9/85	h	L	Clemson 84, GT 81
2/7/85	a	W	GT 69, Georgia State 68
2/22/86	h	L	North Carolina 92, GT 81
1/6/87	h	W	GT 81, #13 Maryland 80
1/15/88	a	L	Duke 77, GT 71
11/26/88	h	W	GT 84, Richmond 80 (2OT)
1/28/89	a	W	GT 97, Duke 94
12/29/92	n	L	Alabama 103, GT 101
1/29/93	a	W	GT 86, Duke 80
1/31/92	a	L	North Carolina 72, GT 68
2/19/93	h	W	GT 92, NC State 89 (2OT)
2/24/93	a	W	GT 68, Chattanooga 67
12/1/93	h	L	Minnesota 77, GT 73
1/31/96	a	L	Florida State 90, GT 85 (3OT)
12/3/96	a	W	GT 88, Appalachian St. 80
12/24/97	a	W	GT 70, Mercer 65
12/29/97	h	W	GT 69, St. Mary's 60
12/29/99	h	W	GT 95, Western Michigan 89
3/16/00	h	W	GT 76, Southern Miss 71
2/14/02	a	L	Maryland 81, GT 70

1/23/03	h	W	GT 89, Clemson 78
1/29/04	h	L	Wake Forest 57, GT 55
2/26/06	a	L	Miami 90, GT 85 (2OT)
1/20/08	a	L	Maryland 99, GT 95 (2OT)
3/2/08	a	L	Virginia 103, GT 101 (2OT)
1/8/09	h	L	Boston College 65, GT 64
2/26/09	a	W	GT 73, Virginia Tech 68
1/27/10	h	W	GT 80, Miami 73
1/30/11	a	L	#16 Miami 84, GT 74
11/26/11	n	L	Green Bay 67, GT 62
2/2/12	h	W	GT 75, NC State 68
11/23/12	n	L	Syracuse, 75, GT 72
1/31/13	h	W	GT 89, Wake Forest 82
1/30/14	h	L	Clemson 80, GT 79
12/4/14	a	L	Michigan State 79, GT 73
1/18/15	h	L	Pitt 75, GT 72
1/22/17	a	L	Wake Forest 70, GT 65
2/2/17	a	L	Virginia 65, GT 64
2/9/17	h	L	NC State 75, GT 67
4/1/17	n	L	Michigan 89, GT 79
1/9/18	a	L	Houston 95, GT 89 (2OT)
1/23/20	h	L	North Carolina 67, GT 60
1/30/20	a	L	Miami 54, GT 49
2/13/20	a	L	Virginia Tech 64, GT 60

## TECH SINGLE SEASON RECORDS

## MOST POINTS SCORED

2,551 1991-92 (33 games)  
2,549 2013-14 (32 games)  
2,542 2016-17 (37 games)  
2,483 2011-12 (35 games)  
2,442 2014-15 (34 games)  
2,359 1990-91 (28 games)  
2,314 2010-11 (35 games)  
2,294 2017-18 (34 games)  
2,275 2015-16 (33 games)  
2,269 1989-90 (30 games)  
2,251 2007-08 (32 games)  
2,182 2006-07 (33 games)  
2,172 2009-10 (33 games)

## FEWEST POINTS SCORED

1,479 1981-82  
1,571 2004-05  
1,695 1979-80  
1,739 1993-94  
1,780 1997-98

## FEWEST POINTS ALLOWED

1,209 1976-77  
1,566 2004-05  
1,626 2019-20  
1,641 1977-78  
1,666 1978-79  
1,671 1981-82

## HIGHEST SCORING AVERAGE

84.3 1990-91  
79.7 2013-14  
79.6 1978-79  
78.7 1992-93  
77.3 1991-92  
75.9 1988-89

## LOWEST SCORING AVERAGE

58.2 2004-05  
59.2 1981-82  
61.8 2019-20  
63.2 2003-04  
63.6 1998-99  
64.4 1993-94

## MOST FG MADE

964 1991-92  
938 2011-12  
936 2013-14  
924 2016-17  
902 1977-78  
893 1990-91



## RECORDS

880	2014-15
873	2010-11
854	1989-90
853	2017-18
828	1992-93

## MOST FG ATTEMPTED

2,306	2016-17
2,230	1977-78
2,193	2013-14
2,186	1978-79
2,136	2014-15
2,128	2011-12
2,120	1991-92
2,087	2017-18
2,064	2010-11
2,011	2006-07
2,007	2012-13

## FEWEST FG MADE

556	2004-05
577	1981-82
671	1982-83
676	2003-04
678	1979-80

## FEWEST FG ATTEMPTED

1,439	1981-82
1,541	2004-05
1,612	1982-83
1,618	1996-97
1,646	1997-98

## HIGHEST FIELD GOAL PERCENTAGE

.471 (893-1896)	1990-91
.459 (806-1757)	1985-86
.455 (964-2120)	1991-92
.451 (825-1828)	1987-88
.444 (733-1648)	1984-85

## LOWEST FIELD GOAL PERCENTAGE

.361	2004-05
.382	2012-13
.382	1993-94
.386	1997-98
.388	2018-19
.392	2005-06
.394	1979-80

## MOST 3-POINT FG MADE

202	2014-15
196	2016-17
188	2015-16
174	2013-14
165	2018-19
160	2007-08
157	2006-07
152	2010-11
150	2011-12
140	2019-20
137	2012-13
133	2017-18
131	1999-00

## FEWEST 3-POINT FG MADE

4	1986-87
41	1993-94
43	1995-96
64	2000-01
68	2001-02

## MOST 3-POINT FG ATTEMPTED

651	2014-15
612	2016-17
559	2015-16
555	2013-14
545	2018-19
503	2007-08
503	2019-20

473	2012-13
472	2006-07
468	2010-11
446	2011-12
437	2017-18
417	2008-09

## FEWEST 3-POINT FG ATTEMPTED

17	1986-87
166	1995-96
181	1993-94
225	1992-93
249	2001-02

## HIGHEST 3-POINT FG PERCENTAGE

.381 (109-286)	1988-89
.369 (125-339)	1998-99
.367 (106-289)	1987-88
.362 (102-282)	1990-91
.361 (119-330)	1996-97

## LOWEST 3-POINT FG PERCENTAGE

.227	1993-94
.235	1986-87
.258	2009-10
.259	1995-96
.273	2001-02

## MOST FREE THROWS MADE

526	1991-92
519	2009-10
503	2013-14
498	2016-17
480	2014-15
475	2015-16
471	1990-91
469	2008-09
466	2000-01
466	1982-83

## FEWEST FREE THROWS MADE

313	2019-20
325	1981-82
330	1993-94
339	2018-19
339	1979-80
341	1987-88
356	2004-05

## MOST FREE THROWS ATTEMPTED

808	2016-17
751	2013-14
730	2009-10
725	1991-92
715	1982-83
702	2017-18
697	1999-00
687	2007-08

## FEWEST FREE THROWS ATTEMPTED

467	2019-20
479	1981-82
490	1987-88
495	2018-19
499	2004-05
527	1993-94
534	1985-86

## HIGHEST FREE THROW PERCENTAGE

.743 (475-639)	2015-16
.735 (421-573)	2006-07
.729 (452-620)	1989-90
.729 (480-658)	2014-15
.726 (526-725)	1991-92
.713 (356-499)	2004-05
.711 (519-730)	2009-10

## LOWEST FREE THROW PERCENTAGE

.616 (498-808)	2016-17
----------------	---------

.619 (357-577)	1983-84
.624 (339-543)	1979-80
.626 (330-527)	1993-94
.636 (443-697)	1999-00
.639 (359-562)	2012-13
.648 (407-628)	2001-02
.648 (455-702)	2017-18

## MOST REBOUNDS

1,581	1976-77
1,494	2016-17
1,475	1977-78
1,431	2014-15
1,409	2013-14
1,375	2011-12
1,369	2010-11
1,355	2009-10
1,343	2017-18
1,339	1991-92

## HIGHEST REBOUNDING AVERAGE

60.6	1978-79
58.5	1976-77
54.6	1977-78
45.4	1986-87
44.0	2013-14
43.8	1992-93

## MOST ASSISTS

556	2011-12
529	1990-91
521	1989-90
514	1991-92
510	2010-11
487	2009-10
467	1987-88

## MOST BLOCKED SHOTS

132	2017-18
131	2018-19
129	2011-12
129	2014-15
125	2016-17
124	1986-87
123	2002-03
117	2013-14
115	1987-88
111	2003-04
110	2005-06

## MOST STEALS

456	2007-08
434	2008-09
406	2010-11
389	2011-12
382	2006-07
362	2017-18
351	2009-10
348	1991-92

## MOST FOULS

784	2016-17
711	2013-14
651	2017-18
642	2015-16
641	1991-92
630	2012-13
609	2011-12
609	2008-09
591	2000-01
593	2014-15
589	2006-07

## FEWEST FOULS

400	1996-97
435	2004-05
445	1995-96
454	2019-20
458	1981-82

# RECORDS

468 1998-99

## MOST GAMES PLAYED

37 2016-17  
35 2011-12  
35 2010-11  
34 2014-15  
34 2017-18  
33 2015-16  
33 2009-10  
33 2006-07  
33 1991-92  
32 2008-09  
32 2007-08  
32 2013-14  
31 2019-20  
31 2002-03  
31 1999-00

## MOST WINS

26 2011-12  
24 2010-11  
23 2009-10  
23 1977-78 (DIII)  
22 2016-17  
22 2008-09  
22 2007-08  
21 2006-07  
20 2019-20  
20 2017-18  
20 2015-16  
20 2013-14  
20 2002-03  
20 1991-92

## FEWEST WINS

2 1975-76  
2 1979-80  
6 1974-75  
8 1980-81  
9 1981-82  
9 1983-84

## MOST LOSSES

24 1975-76  
19 1983-84  
19 1982-83  
19 1980-81  
17 1997-98  
17 1989-90

## FEWEST LOSSES

4 1977-78  
8 1976-77  
8 1978-79  
9 2011-12  
10 2007-08  
10 2008-09  
11 2019-20  
11 2010-11  
11 2002-03  
11 1992-93

## HIGHEST WINNING PERCENTAGE

.852 (23-4) 1977-78 (DIII)  
.743 (26-9) 2011-12  
.697 (23-10) 2009-10  
.688 (22-10) 2008-09  
.688 (22-10) 2007-08  
.686 (24-11) 2010-11  
.645 (20-11) 2019-20  
.645 (20-11) 2002-03

## INDIVIDUAL GAME RECORDS

### MOST POINTS SCORED

43 Marielle Walker vs. Iona (12/20/87)  
41 Kisha Ford vs. East Tenn. St (2/9/94)  
40 Niesha Butler vs. Florida State (1/2/99)  
37 Tyaunna Marshall vs. Miami (2/24/13)

36 Stephanie Higgs vs. Northwestern (12/18/06)  
36 Dolores Bootz vs. Coastal Carolina (2/22/88)  
35 6 times

### MOST FIELD GOALS MADE

18 Tyaunna Marshall vs. Miami (2/24/13)  
17 Marielle Walker vs. Iona (12/20/87)  
16 Kisha Ford vs. ETSU (2/9/94)  
15 Fallon Stokes vs. Maryland (2/14/02)  
15 Dolores Bootz vs. Coastal Car. (2/22/88)  
15 Dolores Bootz vs. Maryland (1/3/88)  
15 Dolores Bootz vs. Fordham (12/6/87)

### MOST FIELD GOALS ATTEMPTED

32 Ida Neal vs. Tennessee (2/15/89)  
30 Kaela Davis vs. Pitt (1/18/15)  
30 Tyaunna Marshall vs. Miami (2/24/13)  
30 Marielle Walker vs. Iona (12/20/87)  
30 Jennifer Hendershott vs. UNCA (1/20/79)  
29 Kaela Davis vs. Virginia (1/25/15)  
28 Kaela Davis vs. LA Tech (12/30/14)  
28 Niesha Butler vs. North Carolina (2/27/99)  
28 Kisha Ford vs. ETSU (2/9/94)

### MOST 3-POINT FIELD GOALS MADE

8 Sydney Wallace vs. Baylor (3/24/12)  
8 Danielle Donehew vs. UNC (1/13/00)  
8 Danielle Donehew vs. Samford (11/27/98)  
7 Kaela Davis vs. Alabama A&M (12/7/13)  
7 Chioma Nnamaka vs. Virginia Tech (2/29/08)  
7 Megan Isom vs. Fordham (12/21/02)  
7 Danielle Donehew vs. Monmouth (12/19/99)  
7 Danielle Donehew vs. FSU (1/31/99)  
7 Danielle Donehew vs. UNC (1/24/99)  
7 Danielle Donehew vs. Charleston So. (11/28/97)

### MOST 3-POINT FIELD GOALS ATTEMPTED

20 Karen Lounsbury vs. Pacific (12/9/89)  
17 Megan Isom vs. Clemson (1/23/03)  
16 Alex Montgomery vs. UNC (1/6/10)  
16 Danielle Donehew vs. Monmouth (12/19/99)  
15 Sydney Wallace at Virginia (2/3/13)  
15 Alex Montgomery vs. Miami (1/27/10)  
14 Eight Times

### HIGHEST 3-POINT FIELD GOAL PERCENTAGE

(Minimum four field goals)  
1.000 (4-4) Chioma Nnamaka vs. FSU (1/6/05)  
1.000 (4-4) Metra Walthour vs. Missouri (11/27/10)  
1.000 (4-4) Alex Montgomery at Wash. (12/23/10)  
1.000 (4-4) Frida Fogdemark vs. BC (2/19/12)

### MOST FREE THROWS MADE

17 Milli Martinez vs. Clemson (1/26/02)  
17 Joyce Pierce vs. Hawaii (3/28/92)  
15 Ida Neal vs. North Carolina (1/29/89)  
14 Jaime Kruppa vs. Hofstra (11/27/99)  
14 Niesha Butler vs. Florida State (1/2/99)  
14 Joyce Pierce vs. Duke (1/29/95)

### MOST FREE THROWS ATTEMPTED

20 Niesha Butler vs. North Carolina (12/3/98)  
20 Joyce Pierce vs. Clemson (1/26/93)  
19 Milli Martinez vs. Clemson (1/26/02)  
19 Ida Neal vs. North Carolina (1/29/89)  
17 Jaime Kruppa vs. Hofstra (11/27/99)  
17 Niesha Butler vs. Florida State (1/2/99)  
17 Joyce Pierce vs. Hawaii (3/28/92)  
17 LeeAnn Woodhull vs. Valdosta (2/21/81)

### BEST FREE THROW PERCENTAGE

1.000 (17-17) Joyce Pierce vs. Hawaii (3/28/92)  
1.000 (11-11) Aaliyah Whiteside vs. High Point (11/27/15)  
1.000 (11-11) Irene Gari vs. Southeastern Louisiana (11/18/15)  
1.000 (11-11) Stephanie Higgs vs. Clemson (1/7/07)  
1.000 (10-10) Brittany Jackson vs. NC State (1/27/13)  
1.000 (10-10) Brigitte Ardossi vs. UNC (2/26/10)  
1.000 (10-10) Mallorie Winn vs. Maryland (1/18/04)  
1.000 (10-10) Alex Stewart vs. St. John's (12/30/02)

1.000 (10-10) Betsy Foy vs. NC State (2/1/98)

## MOST REBOUNDS

29 Bonnie Tate vs. Georgia Baptist (11/30/76)  
23 Dolores Bootz vs. Fordham (12/6/87)  
21 Kisha Ford vs. Mercer (11/26/96)  
21 LeeAnn Woodhull vs. Wake Forest (2/10/81)  
20 Dolores Bootz vs. Auburn-Mont. (12/30/86)

## MOST ASSISTS

17 Nina Bärlin vs. Virginia (1/10/02)  
16 Anita Malone vs. North Carolina (2/22/86)  
15 Tiffany Martin vs. Alaska Anch. (12/20/94)  
15 Carmen Davis vs. Maryland (1/18/90)  
14 Tiffany Martin vs. Maryland (1/5/95)

## MOST STEALS

14 Jill Ingram vs. Virginia Tech (2/29/08)  
11 Jacqua Williams vs. North Carolina (1/5/08)  
11 Bonnie Tate vs. Spelman (2/15/77)  
10 Dawnn Maye vs. Marquette (11/18/12)  
9 Tiffany Martin vs. W. Carolina (12/28/95)  
8 Nine Times

## MOST BLOCKED SHOTS

9 Allison Echols vs. ETSU (11/24/90)  
9 Allison Echols vs. Clemson (1/18/89)  
8 Dolores Bootz vs. Southern (12/14/87)  
7 Dolores Bootz vs. Maryland (1/14/85)  
7 Kasha Terry vs. Duke (1/18/04)

## 30+ POINT GAMES

43 Marielle Walker vs. Iona, 12/20/87  
41 Kisha Ford vs. E. Tennessee State, 2/9/94  
40 Niesha Butler vs. Florida State, 1/2/99  
37 Tyaunna Marshall vs. Miami, 2/24/13  
36 Stephanie Higgs vs. Northwestern, 12/18/06  
36 Dolores Bootz vs. Coastal Car., 2/22/88  
35 Elizabeth Balogun at North Carolina, 1/31/19  
35 Kaela Davis vs. LA Tech, 12/30/14  
35 Kisha Ford vs. Manhattan, 12/30/96  
35 Carla Munnion vs. Chattanooga, 12/13/95  
35 Joyce Pierce vs. Mercer, 2/19/91  
35 Ida Neal vs. Tennessee, 2/15/89  
34 Fallon Stokes vs. North Carolina, 1/2/03  
34 Kenya Williams vs. Davidson, 11/21/98  
34 Carla Munnion vs. Manhattan, 12/3/95  
34 Karen Lounsbury vs. Chattanooga, 12/31/89  
34 Karen Lounsbury vs. Mercer, 1/25/89  
34 Karen Lounsbury vs. Maine, 12/18/88  
34 Marielle Walker vs. NC State, 1/9/88  
33 Kaela Davis vs. Alabama State, 12/17/14  
33 Sonja Mallory vs. Miami (Ohio), 11/30/02  
33 Sonja Mallory vs. Morris Brown, 2/23/02  
33 Kisha Ford vs. Georgia State, 2/13/95  
33 Karen Lounsbury vs. Tenn. St., 11/24/89  
32 Tyaunna Marshall vs. UNC, 2/6/14  
32 Sydney Wallace vs. Baylor, 3/24/12  
32 Fallon Stokes vs. Clemson, 2/14/02  
32 Kisha Ford vs. Duke, 1/27/97  
32 Kisha Ford vs. New Hampshire, 12/2/95  
32 Dolores Bootz vs. North Carolina, 1/17/88  
32 Dolores Bootz vs. Fordham, 12/6/87  
32 LeeAnn Woodhull vs. North Carolina, 3/4/83  
32 LeeAnn Woodhull vs. Georgia, 1/16/80  
31 Aaliyah Whiteside at Clemson, 1/24/16  
31 Aaliyah Whiteside at NC State, 1/7/16  
31 Kaela Davis vs. Virginia, 1/25/15  
31 Kaela Davis vs. Pitt, 1/18/15  
31 Kaela Davis vs. Clemson, 1/30/14  
31 Kisha Ford vs. Wake Forest, 2/16/97  
31 Joyce Pierce vs. Hawaii, 3/28/92  
31 Dolores Bootz vs. Iona, 12/20/87  
31 Ida Neal vs. Duke, 1/30/87  
30 Francesca Pan at NC State, 2/16/20  
30 Elizabeth Balogun vs. Seton Hall, 12/20/18  
30 Tyaunna Marshall vs. Virginia Tech, 1/23/14  
30 Chioma Nnamaka vs. Florida State, 1/6/05  
30 Stephanie Higgs vs. Samford, 12/21/04  
30 Carla Munnion vs. Mercer, 2/22/95  
30 Joyce Pierce vs. Clemson, 1/26/93

# RECORDS

30	Joyce Pierce vs. Duke, 1/29/93
30	Karen Lounsbury vs. NC State, 2/18/89
30	Ida Neal vs. North Carolina, 1/31/89
30	Karen Lounsbury vs. Virginia, 1/21/89
30	Dolores Bootz vs. Maryland, 1/3/88
30	Hea Ju Moon vs. UAB, 11/27/87
30	Dolores Bootz vs. Marshall, 1/4/86
30	Kristy Sampson vs. Atl. Christian, 2/21/76

## 20-POINT, 20-REBOUND GAMES

Kisha Ford	21 pts., 21 reb. vs. Mercer (11/26/96)
Dolores Bootz	32 pts., 23 reb. vs. Fordham (12/6/87)
Dolores Bootz	27 pts., 20 reb. vs. Auburn-Mont. (12/30/86)
LeeAnn Woodhull	23 pts., 21 reb. vs. Wake Forest (2/10/81)

## TRIPLE-DOUBLES

Milli Martinez	12 pts., 10 reb., 10 ast. vs. Morris Brown, 2/23/02
Alex Stewart	11 pts., 10 reb., 11 ast. vs. Charleston So., 1/30/01
Kisha Ford	33 pts., 13 reb., 10 ast. vs. Georgia St., 2/13/95

## INDIVIDUAL SEASON RECORDS

### MOST POINTS SCORED

652	Kaela Davis (2014-15)
644	Aaliyah Whiteside (2015-16)
609	Tyaunna Marshall (2013-14)
596	Joyce Pierce (1991-92)
594	Kaela Davis (2013-14)
556	Dolores Bootz (1987-88)
549	Kisha Ford (1996-97)
542	Tyaunna Marshall (2012-13)
539	Karen Lounsbury (1988-89)

### HIGHEST SCORING AVERAGE

20.6	Dolores Bootz (1987-88)
20.3	Kisha Ford (1995-96)
19.6	Tyaunna Marshall (2013-14)
19.5	Aaliyah Whiteside (2015-16)
19.3	Karen Lounsbury (1988-89)
19.3	Joyce Pierce (1988-89)
19.3	Niesha Butler (1998-99)

### MOST FIELD GOALS MADE

244	Tyaunna Marshall (2013-14)
238	Dolores Bootz (1987-88)
235	Kaela Davis (2014-15)
228	Tyaunna Marshall (2012-13)
221	Kisha Ford (1996-97)
218	Joyce Pierce (1991-92)
212	Dolores Bootz (1987-88)
205	Tyaunna Marshall (2011-12)
201	Tyaunna Marshall (2010-11)

### MOST FIELD GOALS ATTEMPTED

645	Kaela Davis (2014-15)
513	Tyaunna Marshall (2013-14)
513	Kaela Davis (2013-14)
509	Aaliyah Whiteside (2015-16)
507	Tyaunna Marshall (2012-13)
468	Fallon Stokes (2002-03)
464	Fallon Stokes (2003-04)
460	Tyaunna Marshall (2011-12)

### HIGHEST FIELD GOAL PERCENTAGE

.610 (180-295)	Dolores Bootz (1985-86)
.609 (238-391)	Dolores Bootz (1987-88)
.605 (101-167)	LeeAnn Woodhull (1980-81)
.596 (130-218)	Roddreka Rogers (2014-15)
.585 (100-171)	Dolores Bootz (1984-85)
.568 (166-292)	Kenya Williams (1998-99)

### MOST THREE-POINT FIELD GOALS MADE

86	Danielle Donehew (1998-99)
85	Kaela Davis (2013-14)
81	Chioma Nnamaka (2006-07)
79	Francesca Pan (2017-18)
74	Alex Montgomery (2010-11)
73	Danielle Donehew (1999-00)
72	Alex Montgomery (2008-09)

### MOST 3-POINT FIELD GOALS ATTEMPTED

246	Kaela Davis (2013-14)
242	Francesca Pan (2017-18)
235	Kaela Davis (2014-15)
223	Chioma Nnamaka (2006-07)
217	Danielle Donehew (1999-00)
210	Danielle Donehew (1998-99)
209	Alex Montgomery (2010-11)

### HIGHEST 3-POINT FIELD GOAL PERCENTAGE

.460 (23-50)	Devony Caldwell (1991-92)
.433 (13-30)	Sheila Wagner (1989-90)
.432 (48-111)	Danielle Donehew (1996-97)
.412 (14-34)	Stephanie Higgs (2003-04)
.401 (71-177)	Karen Lounsbury (1988-89)
.401 (86-210)	Danielle Donehew (1998-99)

### MOST FREE THROWS MADE

216	Aaliyah Whiteside (2015-16)
155	Joyce Pierce (1991-92)
146	Stephanie Higgs (2006-07)
145	Ida Neal (1988-89)
139	Aaliyah Whiteside (2014-15)
138	Joyce Pierce (1992-93)
137	Joyce Pierce (1990-91)

### MOST FREE THROWS ATTEMPTED

253	Aaliyah Whiteside (2015-16)
196	Sonja Mallory (2002-03)
191	Joyce Pierce (1991-92)
191	Niesha Butler (1998-99)
190	Ida Neal (1988-89)
183	Stephanie Higgs (2006-07)

### BEST FREE THROW PERCENTAGE

.864 (76-88)	Betsy Foy (1997-98)
.858 (91-106)	Karen Lounsbury (1989-90)
.854 (216-253)	Aaliyah Whiteside (2015-16)
.851 (103-121)	Alex Stewart (2002-03)
.841 (138-164)	Joyce Pierce (1992-93)
.836 (56-67)	Janie Mitchell (2005-06)

### MOST REBOUNDS

420	Bonnie Tate (1976-77)
335	Roddreka Rogers (2014-15)
333	Bonnie Tate (1977-78)
310	Dolores Bootz (1986-87)
300	Alex Montgomery (2010-11)
298	Joyce Pierce (1991-92)

### HIGHEST REBOUNDING AVERAGE

16.2	Bonnie Tate (1976-77)
13.9	Bonnie Tate (1977-78)
11.6	Dolores Bootz (1985-86)
11.5	Dolores Bootz (1985-86)
11.4	Bonnie Tate (1978-79)

### MOST ASSISTS

220	Tiffany Martin (1995)
199	Ida Neal (1988-89)
173	Carmen Davis (1989-90)
172	Alex Stewart (2002-03)
165	Alex Stewart (2003-04)

### HIGHEST ASSIST AVERAGE

7.9	Nina Bärlin (2001-02)
7.3	Tiffany Martin (1994-95)

7.1	Ida Neal (1988-89)
5.8	Carmen Davis (1989-90)
5.7	Alex Stewart (2003-04)

### MOST STEALS

118	Jacqua Williams (2007-08)
109	Jacqua Williams (2008-09)
101	Jill Ingram (2007-08)
95	Jacqua Williams (2006-07)
92	Kisha Ford (1993-94)
92	Imani Tilford (2016-17)

### MOST BLOCKED SHOTS

80	Dolores Bootz (1987-88)
70	Kasha Terry (2003-04)
68	Dolores Bootz (1985-86)
65	Joannah Kauffman (1997-98)
58	Sonja Mallory (2001-02)

### MOST GAMES PLAYED

37	Six players (2016-17)
35	Four players (2011-12)
35	Four players (2010-11)
34	Seven players (2010-11, 2014-15)
34	Five players (2017-18)
33	Four players (2015-16)
33	Five players (2006-07)
33	Six players (1991-92)

### MOST DOUBLE-DOUBLES

17	Dolores Bootz (1986-87)
17	Dolores Bootz (1985-86)
14	Joyce Pierce (1991-92)
12	Roddreka Rogers (2014-15)
12	Dolores Bootz (1987-88)
12	LeeAnn Woodhull (1979-80)
12	Joyce Pierce (1990-91)
12	Alex Montgomery (2010-11)

## OPPONENT GAME RECORDS

### MOST POINTS IN A HALF

65	by Valdosta State (12/10/79)
60	by Georgia (12/13/94)
58	by Florida State (2/5/01)
58	by Maryland (2/6/89)
58	by Tennessee (2/2/87)

### MOST FIELD GOALS MADE IN A HALF

29	by Valdosta State (12/10/79)
26	by Clemson (2/1/85)
24	by NC State (1/28/99)
24	by Duke (2/27/98)
24	by Georgia (12/13/94)
24	by Maryland (3/5/88)

### MOST FIELD GOALS ATTEMPTED IN A HALF

62	by Richmond (11/26/88)
54	by UAB (11/27/87)
54	by NC State (2/13/84)
53	by Albany State (1/28/81)
53	by Valdosta State (12/10/79)

### HIGHEST FIELD GOAL PERCENTAGE IN A HALF

.778 (17-22)	by Vanderbilt (1/9/82)
.762 (16-21)	by North Carolina (12/22/05)
.758 (22-29)	by Maryland (12/15/82)
.731 (19-26)	by Clemson (2/22/98)
.731 (19-26)	by Duke (1/27/97)

### MOST 3-POINT FIELD GOALS MADE IN A HALF

9	by North Carolina (2/16/17)
9	by North Carolina (1/31/19)
8	by Duke (1/27/97)
8	by Duke (1/27/05)
8	by NC State (1/26/14)
8	by Princeton (11/19/17)
7	by Boston College (1/3/19)
7	by Green Bay (11/28/14)

# RECORDS

7	by Villanova (11/29/14)
7	by Villanova (11/29/14)
7	by Miami (2/21/10)
7	by Iowa State (3/22/08)
7	by Miami (1/13/08)
7	by Charleston Southern (1/30/01)
7	by Virginia (1/30/98)
7	by Duke (2/7/04)
7	by North Carolina (1/13/13)

## MOST 3-POINT FIELD GOALS ATTEMPTED IN A HALF

23	by Syracuse (1/15/17)
23	by Villanova (11/29/14)
22	by Syracuse (1/20/19)
20	by Virginia Tech (2/17/19)
20	by Syracuse (1/20/19)
19	by Villanova (11/29/14)
19	by Virginia (1/21/89)
18	by Syracuse (1/15/17)
18	by UAB (11/27/87)
18	by Lipscomb (12/29/14)
18	by Syracuse (2/8/15)
17	by George Washington (11/22/18)
17	by North Carolina (1/31/19)
17	by Princeton (12/29/16)
17	by St. Francis Brooklyn (12/20/14)
17	by Alabama State (11/11/11)
17	by Charlotte (11/15/02)
17	by Charleston Southern (11/28/97)
17	by Alabama (12/29/92)
17	by Washington (12/21/12)

## MOST FREE THROWS MADE IN A HALF

28	by Duke (1/26/91)
27	by Dayton (12/21/18)
23	by Maryland (1/26/06)
23	by Georgia (12/27/01)
22	by Tennessee (2/2/87)
22	by Syracuse (1/4/18)
21	by Davidson (12/3/97)
21	by Georgia (12/15/93)
21	by FIU (12/30/12)

## MOST FREE THROWS ATTEMPTED IN A HALF

36	by Duke (1/26/91)
33	by Dayton (12/21/18)
30	by Maryland (1/26/06)
28	by Georgia State (11/23/99)
28	by Georgia (12/15/93)
28	by Campbell (12/20/90)

## MOST POINTS SCORED

113	by Georgia (12/13/94)
113	by Valdosta State (12/10/79)
111	by Morris Brown (1/23/93)
107	by Virginia (1/23/93)
106	by Maryland (2/6/89)

## MOST FIELD GOALS MADE

47	by Valdosta State (12/10/79)
46	by Maryland (3/5/88)
46	by North Carolina (1/6/83)
45	by Maryland (2/6/89)
43	by Georgia (12/13/94)
43	by NC State (2/7/86)

## MOST FIELD GOALS ATTEMPTED

98	by Richmond (11/26/88)
96	by Valdosta State (12/10/79)
95	by Albany State (1/3/80)
94	by Albany State (1/14/81)
93	by Virginia (11/24/85)

## HIGHEST FIELD GOAL PERCENTAGE

.660 (33-50)	by Duke (1/27/97)
.638 (37-58)	by Miami (3/2/17)
.638 (37-58)	by Miami (3/2/17)
.636 (42-66)	by Virginia (1/23/93)
.630 (46-73)	by Maryland (3/5/88)
.626 (42-67)	by Maryland (12/15/82)

.626 (42-67) by NC State (2/8/80)

## MOST 3-POINT FIELD GOALS MADE

14	by North Carolina (1/31/19)
14	by North Carolina (2/16/17)
14	by Villanova (11/29/14)
13	by Duke (1/17/05)
12	by NC State (2/12/15)
12	by Princeton (12/21/03)
12	by Alabama (12/29/92)
11	by Notre Dame (12/30/15)
11	by Pitt (1/18/15)
11	by Virginia (2/11/02)
11	by Charleston Southern (1/30/01)
11	by Charleston Southern (11/28/97)

## MOST 3-POINT FIELD GOALS ATTEMPTED

42	by Syracuse (1/20/19)
42	by Villanova (11/29/14)
41	by Syracuse (1/15/17)
39	by Houston (11/9/18)
33	by Lipscomb (12/29/14)
32	by Alabama State (11/13/16)
32	by Syracuse (2/7/16)
32	by Charleston Southern (11/28/97)
32	by Washington (12/21/12)
31	by Elon (11/26/99)
30	by Green Bay (11/26/11)
30	by Charlotte (11/15/02)
30	by Southern Mississippi (3/16/00)
30	by Chattanooga (12/16/98)

## HIGHEST 3-POINT FIELD GOAL PERCENTAGE

.875 (7-8)	by Fordham (12/6/87)
.833 (10-12)	by Florida State (12/5/01)
.800 (4-5)	by Florida State (1/18/93)
.800 (4-5)	by Wake Forest (1/8/89)
.714 (10-14)	by Duke (1/7/99)
.714 (5-7)	by Florida State (1/31/96)

## MOST FREE THROWS MADE

36	by Maryland (1/20/08)
36	by Duke (1/26/91)
35	by Virginia (3/2/08)
35	by Maryland (1/19/14)
33	by Dayton (12/21/18)
33	by Florida State (1/31/96)
33	by Maryland (1/26/06)

## MOST FREE THROWS ATTEMPTED

51	by Florida State (1/31/96)
46	by Virginia (3/2/08)
46	by Duke (1/26/91)
44	by Maryland (1/20/08)
44	by Georgia (12/27/01)

## HIGHEST FREE THROW PERCENTAGE

1.000 (19-19)	by NC State (1/3/85)
1.000 (11-11)	by Duke (2/18/95)
1.000 (10-10)	by Elon (11/26/99)
1.000 (8-8)	by Pittsburgh (2/19/17)
1.000 (8-8)	by Boston College (1/25/07)
1.000 (8-8)	by Pittsburgh (2/19/17)
1.000 (6-6)	by Rice (12/21/19)
1.000 (6-6)	by Virginia Tech (3/22/03)

## MOST REBOUNDS

67	by Richmond (11/26/88)
67	by Georgia (11/25/80)
65	by Tennessee (11/17/13)
63	by Albany State (1/14/81)
62	by Valdosta State (12/10/79)

## MOST ASSISTS

33	by Virginia (1/10/01)
33	by NC State (2/7/86)
32	by NC State (1/4/91)
32	by NC State (1/7/89)
31	by Virginia (1/23/91)

## MOST BLOCKED SHOTS

15	by Tulsa (12/12/04)
15	by Virginia (1/20/96)
14	by Virginia (1/14/99)
13	by Duke (1/17/05)
13	by Duke (3/7/14)
13	by Virginia (1/28/18)
12	by North Carolina (1/13/13)
12	by North Carolina (3/5/15)
11	by Alabama State (12/17/14)
11	by Pitt (1/18/15)
11	by Duke (2/26/15)

## MOST STEALS

29	by Mercer (1/7/80)
26	by Valdosta State (12/10/79)
25	by Georgia (12/4/82)
25	by Clemson (1/31/80)
22	by Syracuse (2/7/16)
22	by North Carolina (2/27/85)
22	by Virginia (2/16/85)

## MOST TURNOVERS

43	by East Tennessee State (2/9/94)
42	by Georgia State (12/14/93)
40	by Utah State (12/15/86)
39	by Kennesaw State (11/19/08)
39	by Covenant (12/1/81)
37	by Virginia Tech (2/29/08)
37	by Furman (1/14/80)
37	by Marquette (11/18/12)

## OPPONENT 100+ POINT GAMES

113	by Georgia (12/13/94)
113	by Valdosta State (12/10/79)
107	by Virginia (1/23/93)
106	by Maryland (2/6/89)
103	by Virginia (3/2/08)
103	by Alabama (12/29/92)
103	by Clemson (1/31/80)
102	by Maryland (3/5/88)
100	by Duke (2/27/98)
100	by NC State (1/7/89)
100	by Tennessee (2/2/87)
100	by Georgia (11/29/84)

## OPPONENT SEASON RECORDS

### MOST POINTS SCORED

2,429	2016-17 (37 games)
2,297	1991-92 (33 games)
2,295	2013-14 (32 games)
2,276	2014-15 (34 games)
2,267	1989-90 (30 games)
2,221	1988-89 (28 games)
2,152	1990-91 (28 games)

### MOST FIELD GOALS MADE

870	1982-83
866	1988-89
865	2016-17
864	1987-88
860	1985-86
854	1991-92

### MOST FIELD GOALS ATTEMPTED

2,198	2016-17
2,062	1991-92
2,061	2015-14
2,018	1988-89
1,998	2011-12
1,969	1982-83
1,963	2013-14

### HIGHEST FIELD GOAL PERCENTAGE

.460 (860-1869)	1985-86
.456 (852-1870)	1979-80
.452 (853-1889)	1989-90
.448 (705-1575)	1981-82



# RECORDS

.442 (870-1969) 1982-83

## MOST THREE-POINTERS MADE

222 2014-15  
209 2016-17  
186 2018-19  
169 2015-16  
154 2010-11  
153 2002-03  
151 2003-04  
151 2017-18  
149 2000-01  
144 2009-10  
144 2001-02

## MOST THREE-POINTERS ATTEMPTED

684 2016-17  
664 2014-15  
623 2018-19  
575 2015-16  
508 2010-11  
507 2009-10  
501 2017-18  
499 1999-00  
489 2011-12  
487 2013-14  
469 2006-07  
458 2007-08

## HIGHEST 3-POINT FIELD GOAL PERCENTAGE

.405 (62-153) 1987-88  
.380 (82-216) 1989-90  
.368 (153-416) 2002-02  
.353 (149-422) 2000-01  
.347 (151-435) 2003-04

## MOST FREE THROWS MADE

548 2013-14  
492 1991-92  
490 2016-17  
479 1989-90  
450 2012-13  
448 1990-91

## MOST FREE THROWS ATTEMPTED

801 2013-14  
731 1991-92  
710 1989-90  
701 2012-13  
690 1990-91

## HIGHEST FREE THROW PERCENTAGE

.713 (490-687) 2016-17  
.706 (308-436) 2004-05  
.704 (388-551) 2014-15  
.697 (397-570) 1983-84  
.692 (408-590) 2006-07  
.691 (381-551) 2007-08  
.690 (407-590) 2008-09  
.689 (430-629) 2005-06

## MOST REBOUNDS

1,345 2016-17  
1,304 1980-81  
1,304 1988-89  
1,289 1991-92  
1,257 1989-90  
1,255 2013-14  
1,240 2011-12

## MOST ASSISTS

521 1989-90  
494 1988-89  
483 2014-15  
477 1991-92  
475 1987-88  
474 1999-00

## MOST BLOCKED SHOTS

178 2016-17  
152 2017-18  
147 2012-13  
146 2010-11  
135 2011-12  
133 2006-07  
133 2014-15  
123 2008-09  
119 2009-10  
112 2015-16  
109 1983-84

## MOST STEALS

387 1979-80  
334 1984-85  
300 1988-89  
297 1997-98  
292 2012-13  
290 2010-11  
287 2011-12  
287 1991-92

## RECORDS

## CAREER LEADERS

## POINTS

1.	Tyaunna Marshall (2011-14)	2,129
2.	Kisha Ford (1994-97)	1,955
3.	Karen Lounsbury (1989-92)	1,743
4.	Dolores Bootz (1985-88)	1,723
5.	Carla Munnion (1995-98)	1,671
6.	Francesca Pan (2017-20)	1,638
7.	Chioma Nnamaka (2005-08)	1,593
8.	Aaliyah Whiteside (2012-16)	1,580
9.	Alex Montgomery (2008-11)	1,565
10.	Joyce Pierce (1991-93)	1,557
11.	Janie Mitchell (2005-08)	1,422
	Kate Brandt (1981-84)	1,422

## SCORING AVERAGE

1.	Dolores Bootz (1985-88)	18.9
	Kaela Davis (2014-15)	18.9
2.	Joyce Pierce (1991-93)	18.8
3.	Kisha Ford (1994-97)	17.9
4.	Niesha Butler (1999-02)	16.3
	Tyaunna Marshall (2011-14)	16.3
6.	Carla Munnion (1995-98)	14.9
7.	Karen Lounsbury (1989-92)	14.6
	Elizabeth Balogun (2018-19)	14.6
9.	Bonnie Tate (1977-79)	14.5
10.	LeeAnn Woodhull (1980-83)	13.6
11.	Chioma Nnamaka (2005-08)	13.3
	Kate Brandt (1981-84)	13.3

## FIELD GOALS MADE

1.	Tyaunna Marshall (2011-14)	878
2.	Kisha Ford (1994-97)	780
3.	Dolores Bootz (1985-88)	730
4.	Karen Lounsbury (1989-92)	609
5.	Carla Munnion (1995-98)	601
6.	Kate Brandt (1981-84)	575
7.	Francesca Pan (2017-20)	568
8.	Janie Mitchell (2005-08)	560
9.	Chioma Nnamaka (2005-08)	558
10.	Joyce Pierce (1991-93)	553
11.	Alex Montgomery (2008-11)	551

## FIELD GOALS ATTEMPTED

1.	Tyaunna Marshall (2011-14)	1,902
2.	Kisha Ford (1994-97)	1,740
3.	Francesca Pan (2017-20)	1,618
4.	Carla Munnion (1995-98)	1,451
5.	Karen Lounsbury (1989-92)	1,438
6.	Chioma Nnamaka (2005-08)	1,422
7.	Alex Montgomery (2008-11)	1,395
8.	Kate Brandt (1981-84)	1,303
9.	Janie Mitchell (2005-08)	1,290
10.	Fallon Stokes (2001-04)	1,275
11.	Aaliyah Whiteside (2012-16)	1,262
12.	Stephanie Higgs (2004-07)	1,245

## FIELD GOAL PERCENTAGE

(Minimum 100 made)

1.	Dolores Bootz (1985-88)	.593	(730-1232)
2.	Kenya Williams (1996-99)	.568	(420-739)
3.	Roddreka Rogers (2012-16)	.562	(381-678)
4.	LeeAnn Woodhull (1980-83)	.527	(471-894)
5.	Chelsea Regins (2009-12)	.522	(186-356)
6.	Aimee Weiss (1990-93)	.520	(474-912)
7.	Theresa Gernatt (1988-91)	.514	(273-515)
8.	Elizabeth Dixon (2018-19)	.512	(130-254)
9.	Joyce Pierce (1991-93)	.500	(553-1107)
10.	Zaire O'Neil (2014-18)	.497	(524-1055)
11.	Mandy Miller (1987-88)	.489	(108-221)
12.	Brigitte Ardossi (2007-10)	.483	(360-746)

## FREE THROWS MADE

1.	Aaliyah Whiteside (2012-16)	502
2.	Joyce Pierce (1991-93)	430
3.	LeeAnn Woodhull (1980-83)	360
4.	Tyaunna Marshall (2011-14)	353
5.	Kisha Ford (1993-97)	359
6.	Stephanie Higgs (2004-07)	345

7.	Ida Neal (1986-89)	340
8.	Karen Lounsbury (1989-92)	320
9.	Carla Munnion (1995-98)	300
10.	Jaime Kruppa (1997-01)	289

## FREE THROWS ATTEMPTED

1.	Aaliyah Whiteside (2012-16)	616
2.	Tyaunna Marshall (2011-14)	572
3.	LeeAnn Woodhull (1980-83)	550
4.	Joyce Pierce (1991-93)	537
5.	Kisha Ford (1993-97)	522
6.	Sonja Mallory (2000-03)	483
7.	Zaire O'Neil (2014-18)	478
8.	Ida Neal (1986-89)	475
9.	Stephanie Higgs (2004-07)	460
10.	Sasha Goodlett (2009-12)	425
11.	Jaime Kruppa (1997-2001)	420
12.	Fallon Stokes (2001-04)	403

## FREE THROW PERCENTAGE

(Minimum 100 made)

1.	Selena Baldwin (1990-93)	.820	(146-178)
2.	Aaliyah Whiteside (2012-16)	.815	(502-616)
3.	Karen Lounsbury (1989-92)	.814	(320-393)
4.	Joyce Pierce (1991-93)	.801	(430-537)
5.	Kaela Davis (2014-15)	.781	(235-301)
6.	Alex Stewart (2000-04)	.777	(269-346)
7.	Brigitte Ardossi (2007-10)	.776	(281-362)
8.	Devony Caldwell (1990-93)	.775	(238-307)
9.	Alex Montgomery (2008-11)	.774	(226-292)
10.	Kim Crawford (1983-86)	.766	(134-175)

## THREE-POINT FIELD GOALS MADE

1.	Chioma Nnamaka (2005-08)	269
2.	Francesca Pan (2017-20)	245
3.	Danielle Donehew (1997-00)	241
4.	Alex Montgomery (2008-11)	237
5.	Karen Lounsbury (1989-92)	205
6.	Antonia Peresson (2014-18)	203
7.	Carla Munnion (1995-98)	169
8.	Sydney Wallace (2012-15)	167
9.	Kaela Davis (2014-15)	153
10.	Megan Isom (2002-04)	135
11.	Metra Walthour (2009-12)	125

## THREE-POINT FIELD GOALS ATTEMPTED

1.	Francesca Pan (2017-20)	812
2.	Chioma Nnamaka (2005-08)	733
3.	Alex Montgomery (2008-11)	686
4.	Danielle Donehew (1997-00)	659
5.	Antonia Peresson (2014-18)	611
6.	Karen Lounsbury (1989-92)	550
7.	Carla Munnion (1995-98)	540
8.	Sydney Wallace (2012-15)	485
9.	Kaela Davis (2014-15)	481
10.	Megan Isom (2002-04)	420
11.	Metra Walthour (2009-12)	392
	Katarina Vuckovic (2013-17)	392

## THREE-POINT PERCENTAGE

(Minimum 50 attempts)

1.	Marielle Walker (1985-88)	.458	(49-107)
2.	Devony Caldwell (1990-93)	.397	(69-174)
3.	Ida Neal (1986-89)	.393	(33-84)
4.	Karen Lounsbury (1989-92)	.373	(205-550)
5.	Irene Gari (2015-16)	.371	(26-70)
6.	Chioma Nnamaka (2005-08)	.367	(269-733)
7.	Selena Baldwin (1990-93)	.367	(101-275)
8.	Danielle Donehew (1997-00)	.366	(241-659)
9.	Alex Montgomery (2008-11)	.345	(237-686)
10.	Sydney Wallace (2012-15)	.344	(167-485)

## REBOUNDS

1.	Bonnie Tate (1977-79)	1,039
2.	Dolores Bootz (1985-88)	978
3.	Roddreka Rogers (2012-16)	963
4.	Kisha Ford (1994-97)	871
5.	Tyaunna Marshall (2011-14)	850
6.	Alex Montgomery (2008-11)	837
	Cindy Cochran (1982-85)	804

7.	Regina Tate (1998-2002)	801
	LeeAnn Woodhull (1980-83)	801
9.	Joyce Pierce (1991-93)	764
10.	Sasha Goodlett (2009-12)	760

## REBOUNDING AVERAGE

1.	Bonnie Tate (1977-79)	13.9
2.	Dolores Bootz (1985-88)	10.7
3.	Joyce Pierce (1991-93)	9.2
4.	LeeAnn Woodhull (1980-83)	8.3
5.	Kisha Ford (1994-97)	8.0
6.	Melinda Ryan (1978-80)	7.6
	Cindy Cochran (1982-85)	7.6
8.	Roddreka Rogers (2012-16)	7.5
9.	Teresa Lopez (1979-81)	7.4
10.	Jan Chandler (1974-76)	7.2

## ASSISTS

1.	Tiffany Martin (1994-97)	559
2.	Ida Neal (1986-89)	508
3.	Alex Stewart (2000-04)	505
4.	Dawnn Maye (2011-14)	412
5.	Tory Ehle (1984-87)	402
6.	Metra Walthour (2009-12)	389
7.	Carmen Davis (1990-92)	357
8.	Jill Ingram (2005-08)	345
9.	Kisha Ford (1994-97)	335
10.	Nina Bäriln (2000-03)	331

## HIGHEST ASSIST AVERAGE

1.	Tiffany Martin (1994-97)	5.3
2.	Ida Neal (1986-89)	4.7
3.	Nina Bäriln (1999-03)	4.4
	Carmen Davis (1990-92)	4.4
5.	Alex Stewart (2000-04)	4.2
6.	Tory Ehle (1984-87)	3.7
7.	Anita Malone (1982-86)	3.6
8.	Dawnn Maye (2011-14)	3.3
	Niesha Butler (1998-02)	3.3
10.	Kisha Ford (1994-97)	3.1

## STEALS

(Since 1979)

1.	Jacquie Williams (2006-09)	370
2.	Tyaunna Marshall (2011-14)	282
3.	Kisha Ford (1994-97)	278
	Tiffany Martin (1994-97)	278
5.	Jill Ingram (2005-08)	272
6.	Imani Tilford (2014-18)	267
7.	Dawnn Maye (2011-14)	250
8.	Alex Montgomery (2008-11)	226
9.	Kate Brandt (1981-84)	215
10.	Metra Walthour (2009-12)	211
11.	Aimee Weiss (1990-93)	200

## BLOCKED SHOTS

(Since 1979)

1.	Dolores Bootz (1985-88)	245
2.	Kasha Terry (2003-06)	195
3.	Sonja Mallory (2000-03)	173
4.	Joannah Kauffman (1995-98)	170
5.	Sasha Goodlett (2009-12)	127
6.	Kathy Dorth (1993-97)	98
7.	<b>Lorela Cubaj (2018-pres.)</b>	<b>94</b>
8.	Aimee Weiss (1990-93)	93
9.	Zaire O'Neil (2014-18)	89
10.	Allison Echols (1989-92)	85
11.	LeeAnn Woodhull (1980-83)	72
12.	Katarina Vuckovic (2013-17)	69

## GAMES PLAYED

1.	Mo Bennett (2009-12)	134
	Sasha Goodlett (2009-12)	134
	Antonia Peresson (2014-18)	134
4.	Imani Tilford (2014-18)	132
5.	Tyaunna Marshall (2011-14)	131
	Katarina Vuckovic (2013-17)	131
7.	Brigitte Ardossi (2007-10)	130
8.	Metra Walthour (2009-12)	128
	Roddreka Rogers (2012-16)	128

# RECORDS

	Francesca Pan (2017-20)	128
11.	Chelsea Regins (2009-12)	127
	Aaliyah Whiteside (2012-16)	127

## MINUTES PLAYED

1.	Francesca Pan (2017-20)	3,945
2.	Tyaunna Marshall (2011-14)	3,935
2.	Kisha Ford (1994-97)	3,823
3.	Karen Lounsbury (1989-92)	3,763
4.	Aaliyah Whiteside (2012-16)	3,643
5.	Alex Montgomery (2008-11)	3,576
6.	Tiffany Martin (1994-97)	3,555
7.	Metra Walthour (2009-12)	3,532
8.	Sasha Goodlett (2009-12)	3,522
9.	Chioma Nnamaka (2005-08)	3,511
10.	Carla Munnion (1995-98)	3,482

## RECORDS BY CLASS

## FRESHMAN

Points			
Player (Year)	G	#	Avg.
1. Kaela Davis (2013-14)	32	594	18.6
2. Karen Lounsbury (1988-89)	28	539	19.3
3. Niesha Butler (1998-99)	27	521	19.3
4. Tyaunna Marshall (2010-11)	35	475	13.6
5. Carla Munnion (1994-95)	30	473	15.8
6. Kisha Ford (1993-94)	27	437	16.2
Elizabeth Balogun (2018-19)	30	437	14.6
8. Francesca Pan (2016-17)	36	414	11.5
9. Zaire O'Neil (2014-15)	31	350	11.3
10. Kate Brandt (1980-81)	26	346	13.3
11. Chioma Nnamaka (2004-05)	27	344	12.7
12. LeeAnn Woodhull (1979-80)	23	336	14.6

Rebounds			
Player (Year)	G	#	Avg.
1. LeeAnn Woodhull (1979-80)	23	248	10.8
2. Cindy Cochran (1981-82)	25	236	9.4
3. Kisha Ford (1993-94)	27	233	8.6
4. Elizabeth Dixon (2018-19)	30	192	6.4
5. Aimee Weiss (1989-90)	30	189	6.3
6. Zaire O'Neil (2014-15)	31	180	5.8
Kaela Davis (2013-14)	32	180	5.6
<b>8. Kierra Fletcher (2017-18)</b>	<b>34</b>	<b>177</b>	<b>5.2</b>
9. Carla Munnion (1994-95)	30	176	5.9
10. Janice James (1983-84)	28	169	6.0
11. Alex Montgomery (2007-08)	31	168	5.4
12. Roddreka Rogers (2012-13)	29	162	5.6

Assists			
Player (Year)	G	#	Avg.
1. Carmen Davis (1989-90)	30	173	5.8
2. Niesha Butler (1998-99)	27	120	4.4
3. Nina Bärin (1999-00)	31	117	3.8
4. Kisha Ford (1993-94)	27	108	4.0
5. Ida Neal (1985-86)	27	97	3.6
6. Tory Ehle (1983-84)	28	91	3.3
<b>7. Kierra Fletcher (2017-18)</b>	<b>34</b>	<b>78</b>	<b>2.3</b>
8. Tiffany Martin (1993-94)	23	77	3.4
9. Alex Stewart (1999-00)	31	73	2.4
10. Jill Ingram (2004-05)	27	71	2.6
11. Mary Giamburro (1979-80)	25	70	2.8

Blocked Shots			
Player (Year)	G	#	Avg.
1. Joannah Kauffman (1994-95)	28	49	1.8
2. Dolores Bootz (1984-85)	14	41	2.9
3. Kasha Terry (2002-03)	30	40	1.3
4. Zaire O'Neil (2014-15)	31	36	1.2
5. Elizabeth Balogun (2018-19)	30	33	1.1
Elizabeth Dixon (2018-19)	30	33	1.1
7. Sasha Goodlett (2008-09)	32	30	0.9
8. Allison Echols (1988-89)	27	29	1.1
Aimee Weiss (1989-90)	30	29	1.0
<b>10. Lorela Cubaj (2017-18)</b>	<b>34</b>	<b>26</b>	<b>0.8</b>
11. Alex Montgomery (2007-08)	31	25	0.8
12. LeeAnn Woodhull (1979-80)	23	21	0.9
Kathy Dortch (1992-93)	26	21	0.8
<b>Nerea Hermosa (2019-20)</b>	<b>31</b>	<b>21</b>	<b>0.7</b>

Steals			
Player (Year)	G	#	Avg.
1. Kisha Ford (1993-94)	27	92	3.4
2. Tyaunna Marshall (2010-11)	35	59	1.7
3. Tiffany Martin (1993-94)	23	56	2.4
Nina Bärin (1999-00)	31	56	1.9
<b>5. Kierra Fletcher (2017-18)</b>	<b>34</b>	<b>55</b>	<b>1.6</b>
6. Jill Ingram (2004-05)	27	53	2.0
Alex Montgomery (2007-08)	31	53	1.7
7. Anita Malone (1981-82)	24	52	2.2
Aimee Weiss (1989-90)	30	52	1.7
9. Elizabeth Balogun (2018-19)	30	49	1.6
10. Jacqua Williams (2005-06)	27	48	1.8
11. Ciani Cryor (2015-16)	29	48	1.7
<b>12. Lotta-Maj Lahtinen (2018-19)</b>	<b>30</b>	<b>48</b>	<b>1.6</b>

## SOPHOMORE

Points			
Player (Year)	G	#	Avg.
1. Kaela Davis (2014-15)	34	652	19.2
2. Kisha Ford (1994-95)	28	521	18.6
3. Tyaunna Marshall (2011-12)	35	503	14.4
4. Joyce Pierce (1990-91)	26	502	19.3
5. Karen Lounsbury (1989-90)	30	495	16.5
6. Francesca Pan (2017-18)	34	486	14.3
7. Carla Munnion (1995-96)	27	465	17.2
8. Niesha Butler (2000-01)	28	438	15.6
9. Dolores Bootz (1985-86)	23	417	18.1
10. Alex Montgomery (2008-09)	30	410	13.7
11. Chioma Nnamaka (2005-06)	29	360	12.4

Rebounds			
Player (Year)	G	#	Avg.
1. Dolores Bootz (1985-86)	23	266	11.6
2. Joyce Pierce (1990-91)	26	247	9.5
3. Regina Tate (1998-99)	27	236	8.7
4. Theresa Gernatt (1988-89)	28	228	8.1
5. Cindy Cochran (1982-83)	26	221	8.5
<b>6. Lorela Cubaj (2018-19)</b>	<b>30</b>	<b>219</b>	<b>7.3</b>
7. Tyaunna Marshall (2011-12)	35	216	6.2
8. Kirsten Weinert (1983-84)	28	212	7.6
Roddreka Rogers (2013-14)	32	212	6.6
10. LeeAnn Woodhull (1980-81)	21	204	9.7
11. Alex Montgomery (2008-09)	30	202	6.7

Assists			
Player (Year)	G	#	Avg.
1. Tiffany Martin (1994-95)	30	220	7.3
2. Dawnn Maye (2011-12)	34	128	3.8
3. Tory Ehle (1984-85)	27	112	4.1
4. Ida Neal (1986-87)	27	106	3.9
5. Anita Malone (1982-83)	28	102	3.6
6. Kim Crawford (1984-85)	27	91	3.4
Metra Walthour (2009-10)	33	91	2.8
8. Alex Stewart (2000-01)	29	90	3.1
9. Jill Ingram (2005-06)	27	87	3.2
10. Carmen Davis (1990-91)	20	83	4.2
Kisha Ford (1994-95)	28	83	3.0

Blocked Shots			
Player (Year)	G	#	Avg.
1. Kasha Terry (2003-04)	28	70	2.5
2. Dolores Bootz (1985-86)	23	56	2.4
3. Sonja Mallory (2000-01)	26	41	1.6
4. Joannah Kauffman (1995-96)	27	38	1.4
5. Kathy Dortch (1993-94)	27	37	1.4
<b>6. Lorela Cubaj (2018-19)</b>	<b>30</b>	<b>31</b>	<b>1.0</b>
7. Nariah Taylor (2013-14)	29	28	0.9
8. LeeAnn Woodhull (1980-81)	21	23	1.1
Sasha Goodlett (2009-10)	33	23	0.7
10. Alex Montgomery (2008-09)	30	21	0.7

Steals			
Player (Year)	G	#	Avg.
1. Jacqua Williams (2006-07)	33	95	2.9
2. Anita Malone (1982-83)	28	80	2.9
Dawnn Maye (2011-12)	34	80	2.4
4. Alex Montgomery (2008-09)	30	74	2.5
5. Joyce Pierce (1990-91)	26	67	2.3
6. Jill Ingram (2005-06)	27	64	2.4
7. Deja Foster (2008-09)	31	63	2.0
8. Metra Walthour (2009-10)	33	61	1.9
Tyaunna Marshall (2011-12)	35	61	1.7
10. Imani Telford (2015-16)	33	61	1.8
11. Isasia Hemingway (2008-09)	32	60	1.9

## JUNIOR

Points			
Player (Year)	G	#	Avg.
1. Joyce Pierce (1991-92)	33	596	18.1
2. Tyaunna Marshall (2012-13)	30	542	18.1
3. Dolores Bootz (1986-87)	27	499	18.5
4. Fallon Stokes (2002-03)	31	486	15.7
5. Zaire O'Neil (2016-17)	37	479	12.9
6. Aaliyah Whiteside (2014-15)	34	456	13.4
7. Kisha Ford (1995-96)	27	448	16.6
8. Chioma Nnamaka (2006-07)	33	429	13.0
9. Janie Mitchell (2006-07)	29	421	14.5
10. Carla Munnion (1996-97)	27	414	15.3
11. Sonja Mallory (2001-02)	29	410	14.1

Rebounds			
Player (Year)	G	#	Avg.
1. Roddreka Rogers (2014-15)	34	335	9.9
2. Dolores Bootz (1986-87)	27	310	11.5
3. Joyce Pierce (1991-92)	33	298	9.0
4. Tyaunna Marshall (2012-13)	30	251	8.4
<b>5. Lorela Cubaj (2019-20)</b>	<b>31</b>	<b>240</b>	<b>7.7</b>
6. Jaime Kruppa (1999-00)	31	239	7.7
7. Sonja Mallory (2001-02)	29	233	8.0
8. Elo Edeferioka (2016-17)	37	221	6.0
9. Aaliyah Whiteside (2014-15)	34	216	6.4
10. Teresa Lopez (1980-81)	27	215	8.0
11. Zaire O'Neil (2016-17)	37	212	5.7
12. Regina Tate (1999-00)	31	210	6.8
13. Milli Martinez (2000-01)	29	202	7.0

Assists			
Player (Year)	G	#	Avg.
1. Alex Stewart (2002-03)	31	172	5.6
2. Dawnn Maye (2012-13)	30	143	4.8
3. Val Avant (1987-88)	27	142	5.3
4. Nina Bärin (2001-02)	17	135	7.9
5. Metra Walthour (2010-11)	35	132	3.8
6. Tiffany Martin (1995-96)	27	123	4.6
7. Imani Telford (2016-17)	37	119	3.2
8. Deja Foster (2009-10)	33	108	3.3
9. Ida Neal (1987-88)	27	106	3.9
10. Carmen Davis (1991-92)	32	101	3.2
<b>11. Kierra Fletcher (2019-20)</b>	<b>31</b>	<b>95</b>	<b>3.1</b>
12. Selena Baldwin (1991-92)	33	89	2.7
Sheila Wagner (1988-89)	26	89	3.4

Blocked Shots			
Player (Year)	G	#	Avg.
1. Dolores Bootz (1986-87)	27	68	2.5
2. Sonja Mallory (2001-02)	29	58	2.0
<b>3. Lorela Cubaj (2019-20)</b>	<b>31</b>	<b>37</b>	<b>1.2</b>
4. Elo Edeferioka (2016-17)	37	32	0.9
5. Kasha Terry (2004-05)	12	30	2.5
6. Demietta Keener (1993-94)	27	29	1.1
7. Allison Echols (1990-91)	28	28	1.0
8. Sasha Goodlett (2010-11)	35	26	0.7
9. Roddreka Rogers (2014-15)	34	25	0.7
10. Kathy Dortch (1995-96)	25	23	0.9
Aimee Weiss (1991-92)	29	23	0.8
12. Zaire O'Neil (2016-17)	37	20	0.5
13. Jennifer Leachman (1984-85)	27	19	0.7

Steals			
Player (Year)	G	#	Avg.
1. Jacqua Williams (2007-08)	31	118	3.8
2. Imani Telford (2016-17)	37	92	2.5
3. Tiffany Martin (1995-96)	27	81	3.0
Dawnn Maye (2012-13)	30	81	2.7
Metra Walthour (2010-11)	35	81	2.3
6. Tyaunna Marshall (2012-13)	30	78	2.6
7. Kisha Ford (1995-96)	27	71	2.6
Joyce Pierce (1991-92)	33	71	2.1
9. Megan Isom (2002-03)	31	65	2.1
10. Milli Martinez (2000-01)	29	60	2.1
Alex Stewart (2002-03)	31	60	1.9

## SENIOR

Points			
Player (Year)	G	#	Avg.
1. Aaliyah Whiteside (2015-16)	33	644	19.5
2. Tyaunna Marshall (2013-14)	31	609	19.6
3. Dolores Bootz (1987-88)	27	556	20.6
4. Kisha Ford (1996-97)	27	549	20.3
5. Ida Neal (1988-89)	28	538	19.2
6. Brigitte Ardossi (2009-10)	33	532	16.1
7. Janie Mitchell (2007-08)	32	526	16.4
8. Stephanie Higgs (2006-07)	33	509	15.4
9. Sasha Goodlett (2011-12)	35	506	14.5
10. Sonja Mallory (2002-03)	31	503	16.2
11. Marielle Walker (1987-88)	26	490	18.8

Rebounds			
Player (Year)	G	#	Avg.
1. Alex Montgomery (2010-11)	35	300	8.6
2. Sonja Mallory (2002-03)	31	278	9.0
3. Sasha Goodlett (2009-12)	35	268	7.7
4. Roddreka Rogers (2015-16)	33	254	7.7
5. Brigitte Ardossi (2009-10)	33	242	7.3
6. Dolores Bootz (1987-88)	27	238	10.5
7. Aaliyah Whiteside (2015-16)	33	237	7.2
7. Tyaunna Marshall (2013-14)	31	235	7.6
8. Kisha Ford (1996-97)	27	232	8.6
10. Regina Tate (2001-02)	29	226	7.8
11. Joyce Pierce (1992-93)	24	219	9.1
12. Jaime Kruppa (2000-01)	28	208	7.4

Assists			
Player (Year)	G	#	Avg.
1. Ida Neal (1988-89)	28	199	7.1
2. Alex Stewart (2003-04)	29	165	5.7
3. Tiffany Martin (1996-97)	25	139	5.6
4. Metra Walthour (2011-12)	35	131	3.7
5. Shelli Novotny (1997-98)	28	126	4.5
6. Anita Malone (1985-86)	25	123	4.9
7. Tory Ehle (1986-87)	27	119	4.4
8. Milli Martinez (2001-02)	29	113	3.9
9. Jill Ingram (2007-08)	32	111	3.5
10. Selena Baldwin (1992-93)	25	104	4.2

Blocked Shots			
Player (Year)	G	#	Avg.
1. Dolores Bootz (1987-88)	27	80	3.0
2. Joannah Kauffman (1997-98)	28	65	2.3
3. Sonja Mallory (2002-03)	31	57	1.8
4. Kasha Terry (2005-06)	29	55	1.9
5. Sasha Goodlett (2011-12)	35	48	1.4
6. Aimee Weiss (1992-93)	27	28	1.0
7. Katarina Vuckovic (2016-17)	37	23	0.6
8. Zaire O'Neil (2017-18)	34	21	0.6
9. Yvonna Marshall (2013-14)	31	20	0.6
10. Marielle Walker (1987-88)	26	19	0.7
11. Kathy Dortch (1996-97)	27	17	0.6
12. Stephanie Higgs (2006-07)	33	17	0.5
Breanna Brown (2017-18)	33	17	0.5



## ANNUAL LEADERS

## POINTS

1976-77	Bonnie Tate	353
1977-78	Bonnie Tate	391
1978-79	Bonnie Tate	344
1979-80	LeeAnn Woodhull	336
1980-81	Kate Brandt	346
1981-82	Kate Brandt	344
1982-83	LeeAnn Woodhull	347
1983-84	Kate Brandt	399
1984-85	Kim Crawford	301
1985-86	Dolores Bootz	417
1986-87	Dolores Bootz	499
1987-88	Dolores Bootz	556
1988-89	Karen Lounsbury	539
1989-90	Karen Lounsbury	495
1990-91	Joyce Pierce	502
1991-92	Joyce Pierce	596
1992-93	Joyce Pierce	459
1993-94	Kisha Ford	437
1994-95	Kisha Ford	521
1995-96	Carla Munnion	465
1996-97	Kisha Ford	549
1997-98	Kenya Williams	331
1998-99	Niesha Butler	521
1999-00	Jaime Kruppa	323
2000-01	Niesha Butler	438
2001-02	Sonja Mallory	410
2002-03	Sonja Mallory	503
2003-04	Fallon Stokes	477
2004-05	Stephanie Higgs	359
2005-06	Chioma Nnamaka	360
2006-07	Stephanie Higgs	509
2007-08	Janie Mitchell	526
2008-09	Alex Montgomery	410
2009-10	Brigitte Ardossi	532
2010-11	Alex Montgomery	487
2011-12	Sasha Goodlett	506
2012-13	Tyaunna Marshall	542
2013-14	Tyaunna Marshall	609
2014-15	Kaela Davis	652
2015-16	Aaliyah Whiteside	644
2016-17	Zaire O'Neil	479
2017-18	Francesca Pan	486
2018-19	Elizabeth Balogun	437
2019-20	Francesca Pan	415

## SCORING AVERAGE

1976-77	Bonnie Tate	13.6
1977-78	Bonnie Tate	16.3
1978-79	Bonnie Tate	13.8
1979-80	LeeAnn Woodhull	14.6
1980-81	LeeAnn Woodhull	13.8
1981-82	Kate Brandt	13.8
1982-83	LeeAnn Woodhull	12.9
1983-84	Kate Brandt	14.3
1984-85	Dolores Bootz	17.9
1985-86	Dolores Bootz	18.1
1986-87	Dolores Bootz	18.5
1987-88	Dolores Bootz	20.6
1988-89	Karen Lounsbury	19.3
1989-90	Karen Lounsbury	16.5
1990-91	Joyce Pierce	19.3
1991-92	Joyce Pierce	18.1
1992-93	Joyce Pierce	19.1
1993-94	Kisha Ford	16.2
1994-95	Kisha Ford	18.6
1995-96	Carla Munnion	17.2
1996-97	Kisha Ford	20.3
1997-98	Kenya Williams	11.8
1998-99	Niesha Butler	19.3
1999-00	Jaime Kruppa	10.4
2000-01	Niesha Butler	15.6
2001-02	Sonja Mallory	14.1
2002-03	Sonja Mallory	16.2
2003-04	Fallon Stokes	16.4
2004-05	Stephanie Higgs	13.3
2005-06	Chioma Nnamaka	12.4
2006-07	Stephanie Higgs	15.4
2007-08	Janie Mitchell	16.4
2008-09	Alex Montgomery	13.7
2009-10	Brigitte Ardossi	16.1
2010-11	Alex Montgomery	13.9
2011-12	Sasha Goodlett	14.5

2012-13	Tyaunna Marshall	18.1
2013-14	Tyaunna Marshall	19.6
2014-15	Kaela Davis	19.2
2015-16	Aaliyah Whiteside	19.5
2016-17	Zaire O'Neil	12.9
2017-18	Francesca Pan	14.3
2018-19	Elizabeth Balogun	14.6
2019-20	Francesca Pan	13.4

## FIELD GOAL PERCENTAGE

(Minimum 50 attempts)

1976-77	Jan Chandler	.479
1977-78	Bonnie Tate	.512
1978-79	Bonnie Tate	.481
1979-80	LeeAnn Woodhull	.513
1980-81	LeeAnn Woodhull	.605
1981-82	LeeAnn Woodhull	.529
1982-83	LeeAnn Woodhull	.486
1983-84	Kirsten Weinert	.456
1984-85	Dolores Bootz	.585
1985-86	Dolores Bootz	.610
1986-87	Dolores Bootz	.565
1987-88	Dolores Bootz	.609
1988-89	Theresa Gernatt	.536
1989-90	Theresa Gernatt	.539
1990-91	Aimee Weiss	.521
1991-92	Joyce Pierce	.498
1992-93	Aimee Weiss	.550
1993-94	Demetri Keener	.470
1994-95	Demetri Keener	.516
1995-96	Carla Munnion	.450
1996-97	Kenya Williams	.537
1997-98	Kenya Williams	.607
1998-99	Kenya Williams	.568
1999-00	Candice McCallum	.540
2000-01	Sonja Mallory	.515
2001-02	Fallon Stokes	.511
2002-03	Sonja Mallory	.452
2003-04	Jessica Williams	.496
2004-05	Jessica Williams	.414
2005-06	Jessica Williams	.536
2006-07	Brigitte Ardossi	.500
2007-08	Brigitte Ardossi	.500
2008-09	Deja Foster	.466
2009-10	Brigitte Ardossi	.484
2010-11	Chelsea Regins	.536
2011-12	Chelsea Regins	.548
2012-13	Roddreka Rogers	.512
2013-14	Roddreka Rogers	.562
2014-15	Roddreka Rogers	.596
2015-16	Roddreka Rogers	.548
2016-17	Zaire O'Neil	.505
2017-18	Zaire O'Neil	.517
2018-19	Elizabeth Dixon	.512
2019-20	Nerea Hermosa	.539

## FREE THROW PERCENTAGE

(Minimum 35 attempts)

1976-77	Lisa Lovett	.615
1977-78	Karen Rainwater	.783
1978-79	Teresa Lopez	.718
1979-80	Jennifer Hendershott	.667
1980-81	Teresa Lopez	.802
1981-82	Kate Brandt	.805
1982-83	Kate Brandt	.826
1983-84	Tory Ehle	.712
1984-85	Dolores Bootz	.785
1985-86	Tory Ehle	.824
1986-87	Marielle Walker	.800
1987-88	Marielle Walker	.797
1988-89	Karen Lounsbury	.826
1989-90	Karen Lounsbury	.851
1990-91	Karen Lounsbury	.803
1991-92	Joyce Pierce	.812
1992-93	Joyce Pierce	.841
1993-94	Kisha Ford	.724
1994-95	Carla Munnion	.738
1995-96	Carla Munnion	.773
1996-97	Carla Munnion	.781
1997-98	Betsy Foy	.864
1998-99	Kenya Williams	.727
1999-00	Amy Lingenfelder	.737
2000-01	Alex Stewart	.800

2001-02	Nefertiti Walker	.788
2002-03	Alex Stewart	.851
2003-04	Megan Harpring	.895
2004-05	Chioma Nnamaka	.794
2005-06	Janie Mitchell	.836
2006-07	Kentrina Wilson	.816
2007-08	Chioma Nnamaka	.762
2008-09	Brigitte Ardossi	.819
2009-10	Brigitte Ardossi	.829
2010-11	Alex Montgomery	.802
2011-12	Metra Walhour	.747
2012-13	Brittany Jackson	.750
2013-14	Kaela Davis	.801
2014-15	Aaliyah Whiteside	.832
2015-16	Aaliyah Whiteside	.854
2016-17	Elo Edeferioka	.701
2017-18	Elo Edeferioka	.738
2018-19	Francesca Pan	.804
2019-20	Francesca Pan	.830

## 3-POINT FG PERCENTAGE

1986-87	Hea Ju Moon (2-12)	.167
1987-88	Marielle Walker (49-107)	.458
1988-89	Karen Lounsbury (71-177)	.401
1989-90	Karen Lounsbury (66-167)	.395
1990-91	Devony Caldwell (21-52)	.404
1991-92	Devony Caldwell (23-50)	.460
1992-93	Selena Baldwin (40-103)	.388
1993-94	Tiffany Martin (10-34)	.294
1994-95	Dawn Smith (16-46)	.348
1995-96	Carla Munnion (30-100)	.300
1996-97	Danielle Donehew (48-111)	.432
1997-98	Carla Munnion (54-160)	.338
1998-99	Danielle Donehew (86-210)	.410
1999-00	Amy Lingenfelder (35-95)	.368
2000-01	Niesha Butler (27-84)	.321
2001-02	Megan Isom (30-91)	.330
2002-03	Megan Isom (58-170)	.341
2003-04	Stephanie Higgs (14-34)	.412
2004-05	Chioma Nnamaka (39-116)	.336
2005-06	Chioma Nnamaka (57-156)	.365
2006-07	Chioma Nnamaka (81-223)	.363
2007-08	Chioma Nnamaka (92-238)	.387
2008-09	Alex Montgomery (72-200)	.360
2009-10	Alex Montgomery (59-182)	.324
2010-11	Metra Walhour (51-142)	.359
2011-12	Sydney Wallace (45-115)	.391
2012-13	Brittany Jackson (39-109)	.358
2013-14	Kaela Davis (85-246)	.346
2014-15	Sydney Wallace (25-69)	.362
2015-16	Dejoria Howard (8-17)	.471
2016-17	Charin Scott (6-12)	.500
2017-18	Francesca Pan (79-242)	.326
2018-19	Elizabeth Balogun (65-194)	.335
2019-20	Jasmine Carson (52-154)	.338

## REBOUNDS

1976-77	Bonnie Tate	420
1977-78	Bonnie Tate	333
1978-79	Bonnie Tate	286
1979-80	LeeAnn Woodhull	248
1980-81	Teresa Lopez	215
1981-82	Cindy Cochran	236
1982-83	Cindy Cochran	221
1983-84	Kirsten Weinert	212
1984-85	Cindy Cochran	166
1985-86	Dolores Bootz	266
1986-87	Dolores Bootz	310
1987-88	Dolores Bootz	283
1988-89	Theresa Gernatt	228
1989-90	Theresa Gernatt	192
1990-91	Joyce Pierce	247
1991-92	Joyce Pierce	298
1992-93	Joyce Pierce	219
1993-94	Kisha Ford	233
1994-95	Kisha Ford	234
1995-96	Kisha Ford	172
1996-97	Kisha Ford	232
1997-98	Kenya Williams	198
1998-99	Regina Tate	236
1999-00	Jaime Kruppa	239
2000-01	Jaime Kruppa	208
2001-02	Sonja Mallory	233

2002-03	Sonja Mallory	278
2003-04	Fallon Stokes	187
2004-05	Jessica Williams	184
2005-06	Janie Mitchell	191
2006-07	Janie Mitchell	200
2007-08	Janie Mitchell	202
2008-09	Alex Montgomery	202
2009-10	Brigitte Ardossi	242
2010-11	Alex Montgomery	300
2011-12	Sasha Goodlett	268
2012-13	Tyaunna Marshall	251
2013-14	Tyaunna Marshall	235
2014-15	Roddreka Rogers	335
2015-16	Roddreka Rogers	254
2016-17	Elo Edeferioka	221
2017-18	Elo Edeferioka	196
2018-19	Lorela Cubaj	219
2019-20	Lorela Cubaj	240

## REBOUNDING AVERAGE

1976-77	Bonnie Tate	16.2
1977-78	Bonnie Tate	13.9
1978-79	Bonnie Tate	11.4
1979-80	LeeAnn Woodhull	10.8
1980-81	LeeAnn Woodhull	9.7
1981-82	Cindy Cochran	9.4
1982-83	Cindy Cochran	8.5
1983-84	Kirsten Weinert	7.6
1984-85	Dolores Bootz	8.5
1985-86	Dolores Bootz	11.6
1986-87	Dolores Bootz	11.5
1987-88	Dolores Bootz	10.5
1988-89	Theresa Gernatt	8.1
1989-90	Theresa Gernatt	6.4
1990-91	Joyce Pierce	9.5
1991-92	Joyce Pierce	9.0
1992-93	Joyce Pierce	9.1
1993-94	Kisha Ford	8.6
1994-95	Kisha Ford	8.4
1995-96	Kisha Ford	6.4
1996-97	Kisha Ford	8.6
1997-98	Kenya Williams	7.1
1998-99	Regina Tate	8.7
1999-00	Jaime Kruppa	7.7
2000-01	Jaime Kruppa	7.4
2001-02	Sonja Mallory	8.0
2002-03	Sonja Mallory	9.0
2003-04	Fallon Stokes	6.4
2004-05	Jessica Williams	6.8
2005-06	Janie Mitchell	6.6
2006-07	Janie Mitchell	6.9
2007-08	Janie Mitchell	6.3
2008-09	Alex Montgomery	6.7
2009-10	Brigitte Ardossi	7.3
2010-11	Alex Montgomery	8.6
2011-12	Sasha Goodlett	7.7
2012-13	Tyaunna Marshall	8.4
2013-14	Tyaunna Marshall	7.6
2014-15	Roddreka Rogers	9.9
2015-16	Roddreka Rogers	7.7
2016-17	Elo Edeferioka	6.0
2017-18	Elo Edeferioka	6.5
2018-19	Lorela Cubaj	7.3
2019-20	Lorela Cubaj	7.7

## ASSISTS

1979-80	Mary Giambruno	70
1980-81	Karen Rainwater	96
1981-82	Kate Brandt	72
1982-83	Anita Malone	102
1983-84	Kate Brandt	100
1984-85	Tory Ehle	112
1985-86	Anita Malone	123
1986-87	Tory Ehle	119
1987-88	Val Avant	142
1988-89	Ida Neal	199
1989-90	Carmen Davis	173
1990-91	Carmen Davis	83
1991-92	Carmen Davis	101
1992-93	Selena Baldwin	104
1993-94	Kisha Ford	108
1994-95	Tiffany Martin	220
1995-96	Tiffany Martin	123

# ANNUAL LEADERS

1996-97	Tiffany Martin	100	1992-93	Aimee Weiss	28
1997-98	Shelli Novotny	126	1993-94	Kathy Dortch	37
1998-99	Niesha Butler	120	1994-95	Joannah Kauffman	49
1999-00	Nina Bärlin	117	1995-96	Joannah Kauffman	38
2000-01	Alex Stewart	90	1996-97	Joannah Kauffman	18
2001-02	Nina Bärlin	135	1997-98	Joannah Kauffman	65
2002-03	Alex Stewart	172	1998-99	Niesha Butler	20
2003-04	Alex Stewart	165	1999-00	Sonja Mallory	17
2004-05	Jill Ingram	71	2000-01	Sonja Mallory	41
2005-06	Jill Ingram	87	2001-02	Sonja Mallory	58
2006-07	Stephanie Higgs	87	2002-03	Sonja Mallory	57
2007-08	Jill Ingram	111	2003-04	Kasha Terry	70
2008-09	Jacqua Williams	104	2004-05	Kasha Terry	30
2009-10	Deja Foster	108	2005-06	Kasha Terry	55
2010-11	Metra Walthour	132	2006-07	Tiffany Blackmon	17
2011-12	Metra Walthour	131	2007-08	Alex Montgomery	25
2012-13	Dawnn Maye	143	2008-09	Sasha Goodlett	30
2013-14	Dawnn Maye	100	2009-10	Sasha Goodlett	23
2014-15	Aaliyah Whiteside	77	2010-11	Sasha Goodlett	26
2015-16	Aaliyah Whiteside	90	2011-12	Sasha Goodlett	48
2016-17	Imani Tilford	119	2012-13	Nariah Taylor	20
2017-18	Kierra Fletcher	78	2013-14	Shayla Bivins	29
2018-19	Kierra Fletcher	74	2014-15	Zaire O'Neil	36
2019-20	Kierra Fletcher	95	2015-16	Katarina Vuckovic	17
			2016-17	Elo Edeferioka	32
			2017-18	Lorela Cubaj	26
			2018-19	Elizabeth Balogun, Elizabeth Dixon	33
			2019-20	Lorela Cubaj	37

## STEALS

1979-80	Melinda Ryan	43	1979-80	Melinda Ryan	43
1980-81	Kate Brandt	44	1980-81	Kate Brandt	44
1981-82	Kate Brandt	53	1981-82	Kate Brandt	53
1982-83	Anita Malone	80	1982-83	Anita Malone	80
1983-84	Kate Brandt	70	1983-84	Kate Brandt	70
1984-85	Tory Ehle	53	1984-85	Tory Ehle	53
1985-86	Anita Malone	55	1985-86	Anita Malone	55
1986-87	Marielle Walker	39	1986-87	Marielle Walker	39
1987-88	Marielle Walker	41	1987-88	Marielle Walker	41
1988-89	Ida Neal	62	1988-89	Ida Neal	62
1989-90	Aimee Weiss	52	1989-90	Aimee Weiss	52
1990-91	Joyce Pierce	67	1990-91	Joyce Pierce	67
1991-92	Joyce Pierce	71	1991-92	Joyce Pierce	71
1992-93	Aimee Weiss	57	1992-93	Aimee Weiss	57
1993-94	Kisha Ford	92	1993-94	Kisha Ford	92
1994-95	Tiffany Martin	90	1994-95	Tiffany Martin	90
1995-96	Tiffany Martin	81	1995-96	Tiffany Martin	81
1996-97	Kisha Ford	62	1996-97	Kisha Ford	62
1997-98	Carla Munnion	29	1997-98	Carla Munnion	29
1998-99	Jaime Kruppa	48	1998-99	Jaime Kruppa	48
1999-00	Jaime Kruppa	58	1999-00	Jaime Kruppa	58
	Regina Tate	58		Regina Tate	58
2000-01	Milli Martinez	60	2000-01	Milli Martinez	60
2001-02	Milli Martinez	51	2001-02	Milli Martinez	51
2002-03	Megan Isom	65	2002-03	Megan Isom	65
2003-04	Alex Stewart	49	2003-04	Alex Stewart	49
2004-05	Jill Ingram	53	2004-05	Jill Ingram	53
2005-06	Jill Ingram	64	2005-06	Jill Ingram	64
2006-07	Jacqua Williams	95	2006-07	Jacqua Williams	95
2007-08	Jacqua Williams	118	2007-08	Jacqua Williams	118
2008-09	Jacqua Williams	109	2008-09	Jacqua Williams	109
2009-10	Brigitte Ardossi	65	2009-10	Brigitte Ardossi	65
2010-11	Metra Walthour	81	2010-11	Metra Walthour	81
2011-12	Dawnn Maye	80	2011-12	Dawnn Maye	80
2012-13	Dawnn Maye	81	2012-13	Dawnn Maye	81
2013-14	Tyaunna Marshall	84	2013-14	Tyaunna Marshall	84
2014-15	Kaela Davis	51	2014-15	Kaela Davis	51
2015-16	Imani Tilford	61	2015-16	Imani Tilford	61
2016-17	Imani Tilford	92	2016-17	Imani Tilford	92
2017-18	Imani Tilford	72	2017-18	Imani Tilford	72
2018-19	Francesca Pan	55	2018-19	Francesca Pan	55
2019-20	Lotta-Maj Lahtinen	42	2019-20	Lotta-Maj Lahtinen	42

## BLOCKED SHOTS

1979-80	LeeAnn Woodhull	21
1980-81	LeeAnn Woodhull	23
1981-82	LeeAnn Woodhull	17
1982-83	Kirsten Weinert	16
1983-84	Kirsten Weinert	20
1984-85	Dolores Bootz	41
1985-86	Dolores Bootz	56
1986-87	Dolores Bootz	68
1987-88	Dolores Bootz	80
1988-89	Allison Echols	29
1989-90	Aimee Weiss	29
1990-91	Allison Echols	28
1991-92	Lara Kauffman	23

# SEASON COMPARISON

Year		G	FG	FGA	Pct.	3P	3PA	Pct.	FT	FTA	Pct.	Reb.	Avg.	PF	DQ	A	TO	Blk	S	Pts.	Avg.
1976-77	Tech	27	719-	1972	.365	--	---	---	187-	463	.404	1803	66.8							1625	60.2
	Opp.	27	522-	1823	.286	--	---	---	165-	373	.442	1198	44.4							1209	44.7
1977-78	Tech	27	902-	2230	.404	--	---	---	316-	514	.615	1475	54.6							2120	79.6
	Opp.	27	658-	1935	.340	--	---	---	319-	583	.547	1262	46.7							1641	60.8
1978-79	Tech	26	813-	2186	.372	--	---	---	314-	518	.606	1308	50.3							1941	74.7
	Opp.	26	683-	1883	.363	--	---	---	304-	516	.589	1009	38.8							1666	64.1
1979-80	Tech	25	678-	1722	.394	--	---	---	339-	543	.624	988	39.5	532-	na	343	651	48	290	1695	67.8
	Opp.	25	852-	1870	.456	--	---	---	366-	613	.597	1221	48.8	513-	na	320	596	42	387	2070	82.8
1980-81	Tech	27	702-	1740	.403	--	---	---	403-	596	.676	1081	40.0	560-	13	324	604	52	243	1839	68.1
	Opp.	27	808-	1919	.421	--	---	---	390-	610	.639	1304	48.3	569-	12	308	554	51	265	2006	74.3
1981-82	Tech	25	577-	1439	.401	--	---	---	325-	479	.679	904	36.2	458-	11	260	581	37	245	1479	59.2
	Opp.	25	705-	1575	.448	--	---	---	261-	415	.629	1016	40.6	484-	15	360	524	70	248	1671	66.8
1982-83	Tech	28	671-	1612	.416	--	---	---	466-	715	.652	1092	39.0	474-	7	297	597	51	234	1808	64.6
	Opp.	28	870-	1969	.442	--	---	---	279-	431	.647	1195	42.7	627-	31	324	497	83	264	2019	72.1
1983-84	Tech	28	758-	1846	.411	--	---	---	357-	577	.619	1166	41.6	573-	18	380	585	46	252	1873	66.9
	Opp.	28	802-	1827	.439	--	---	---	397-	570	.697	1160	41.4	581-	19	349	543	109	250	2001	71.5
1984-85	Tech	27	733-	1648	.444	--	---	---	419-	602	.696	1114	41.3	540-	18	396	630	98	209	1885	69.8
	Opp.	27	794-	1839	.432	--	---	---	363-	549	.661	1098	40.6	532-	15	401	520	73	334	1951	72.3
1985-86	Tech	27	806-	1757	.459	--	---	---	364-	534	.682	1094	40.5	518-	21	471	548	86	239	1976	73.2
	Opp.	27	860-	1869	.460	--	---	---	388-	577	.672	1104	40.8	502-	14	423	490	87	279	2108	78.1
1986-87	Tech	27	814-	1867	.436	4-	17	.235	381-	570	.668	1227	45.4	582-	25	427	544	124	237	2013	74.6
	Opp.	27	774-	1783	.434	2-	4	.500	405-	650	.623	1141	42.3	536	15	439	531	79	276	1955	72.4
1987-88	Tech	27	825-	1828	.451	106-	289	.367	341-	490	.696	1099	40.7	492-	14	467	492	115	209	2097	77.7
	Opp.	27	864-	1950	.443	62-	153	.405	358-	544	.658	1206	44.7	480-	7	475	453	55	236	2148	79.6
1988-89	Tech	28	797-	1837	.434	109-	286	.381	422-	598	.706	1125	40.2	529-	16	453	524	80	241	2125	75.9
	Opp.	28	866-	2018	.429	68-	252	.316	421-	633	.665	1304	46.6	549-	15	494	487	64	300	2221	79.3
1989-90	Tech	30	854-	1973	.433	109-	307	.355	452-	620	.729	1142	38.1	589-	23	521	478	69	299	2269	75.6
	Opp.	30	853-	1889	.452	82-	216	.380	479-	710	.675	1257	41.9	522-	9	521	559	67	231	2267	75.6
1990-91	Tech	28	893-	1896	.471	102-	282	.362	471-	672	.701	1178	42.1	588-	23	529	552	80	341	2359	84.3
	Opp.	28	811-	1862	.436	82-	269	.305	448-	690	.649	1168	41.7	549-	13	459	576	55	282	2152	76.9
1991-92	Tech	33	964-	2120	.455	97-	283	.343	526-	725	.726	1339	40.6	641-	21	514	604	109	348	2551	77.3
	Opp.	33	854-	2062	.414	97-	295	.329	492-	731	.673	1289	39.1	595-	7	477	640	58	287	2297	69.6
1992-93	Tech	27	828-	1885	.439	76-	225	.338	393-	563	.698	1182	43.8	520-	17	461	521	89	309	2125	78.7
	Opp.	27	752-	1704	.441	122-	357	.342	403-	588	.685	1042	38.6	499-	17	435	537	65	251	2029	75.1
1993-94	Tech	27	684-	1789	.382	41-	181	.227	330-	527	.626	1172	43.4	537-	12	354	535	95	335	1739	64.4
	Opp.	27	669-	1584	.422	98-	310	.316	403-	602	.669	1105	40.9	506-	13	409	567	73	278	1839	68.1
1994-95	Tech	30	858-	1953	.439	115-	383	.300	385-	584	.659	1260	42.0	519-	9	519	534	88	272	2216	73.9
	Opp.	30	797-	1970	.405	120-	379	.317	367-	536	.685	1239	41.3	503-	9	467	563	64	243	2081	69.4
1995-96	Tech	27	756-	1730	.437	43-	166	.259	406-	591	.687	1081	40.0	445-	11	378	515	90	309	1961	72.6
	Opp.	27	688-	1605	.429	110-	335	.328	289-	446	.648	1053	39.0	500-	140	392	631	89	198	1775	65.7
1996-97	Tech	27	709-	1618	.438	119-	330	.361	370-	544	.680	1014	37.6	400-	8	398	464	64	246	1907	70.6
	Opp.	27	694-	1590	.436	141-	415	.340	275-	401	.686	976	36.1	474-	7	377	523	64	215	1804	66.8
1997-98	Tech	28	636-	1646	.386	104-	341	.305	404-	617	.655	1135	40.5	490-	14	327	585	80	186	1780	63.6
	Opp.	28	782-	1803	.434	128-	406	.315	355-	548	.648	1110	39.6	517-	14	421	460	68	297	2047	73.1
1998-99	Tech	27	732-	1675	.437	125-	339	.369	446-	666	.670	1110	41.1	468-	11	366	528	57	246	2035	75.4
	Opp.	27	735-	1764	.417	131-	420	.312	363-	535	.679	1073	39.7	554-	20	440	504	79	274	1964	72.7
1999-00	Tech	31	796-	1931	.412	131-	399	.328	443-	697	.636	1253	40.4	553-	5	459	571	50	335	2166	69.9
	Opp.	31	802-	1879	.427	164-	499	.329	366-	543	.674	1156	37.3	593-		474	594	98	276	2134	68.8
2000-01	Tech	29	793-	1867	.425	64-	217	.295	466-	679	.686	1193	41.1	591-	21	402	524	77	271	2116	73.0
	Opp.	29	757-	1752	.432	149-	422	.353	416-	630	.660	1055	36.4	593-		436	535	106	212	2079	71.7
2001-02	Tech	29	788-	1794	.439	68-	249	.273	407-	628	.648	1245	42.9	513-	21	458	519	91	237	2051	70.7
	Opp.	29	672-	1700	.395	144-	455	.316	367-	552	.665	963	33.2	518-		394	513	84	233	1855	64.0
2002-03	Tech	31	782-	1940	.403	103-	326	.316	450-	685	.657	1329	42.9	518-	8	395	483	123	248	2117	68.3
	Opp.	31	720-	1813	.397	153-	416	.368	351-	551	.637	1094	35.5	559-	7	449	513	101	205	1944	62.7

# SEASON COMPARISON

Year		G	FG-	FGA	Pct.	3P-	3PA	Pct.	FT-	FTA	Pct.	Reb.	Avg.	PF-	DQ	A	TO	Blk	S	Pts.	Avg.
2003-04	Tech	29	676-	1689	.400	111-	373	.298	370-	558	.663	1134	39.1	539-	18	362	474	111	191	1833	63.2
	Opp.	29	651-	1625	.401	151-	435	.347	401-	593	.676	1031	35.6	474-	7	387	450	86	179	1854	63.9
2004-05	Tech	27	556-	1541	.361	103-	366	.281	356-	499	.713	1062	39.3	435-	10	248	442	102	212	1571	58.2
	Opp.	27	566-	1483	.382	126-	430	.293	308-	436	.706	937	34.7	442-	6	328	428	106	190	1566	58.0
2005-06	Tech	29	675-	1721	.392	116-	366	.317	405-	588	.689	1208	41.7	566-	18	291	548	110	290	1871	64.5
	Opp.	29	590-	1591	.371	136-	451	.302	430-	624	.689	1005	34.7	513-	12	354	545	95	233	1746	60.2
2006-07	Tech	33	802-	2011	.399	157-	472	.333	421-	573	.735	1260	38.2	589-	11	406	553	104	382	2182	66.1
	Opp.	33	704-	1716	.410	136-	469	.290	408-	590	.692	1107	33.5	526-		445	688	133	234	1952	59.2
2007-08	Tech	32	812-	1960	.414	160-	503	.318	467-	687	.680	1181	36.9	585-	10	396	594	91	456	2251	70.3
	Opp.	32	703-	1688	.416	135-	458	.295	381-	551	.691	1119	35.0	579-		426	794	103	263	1922	60.1
2008-09	Tech	32	779-	1892	.412	125-	417	.300	469-	673	.697	1238	38.7	609-	8	400	663	99	434	2152	67.2
	Opp.	32	661-	1668	.396	106-	395	.268	407-	590	.690	1092	34.1	577-		389	783	123	284	1835	57.3
2009-10	Tech	33	782-	1930	.405	89-	345	.258	519-	730	.711	1355	41.1	571-	10	487	622	79	351	2172	65.8
	Opp.	33	695-	1797	.387	144-	507	.284	374-	584	.640	1104	33.5	609-		412	662	119	279	1908	57.8
2010-11	Tech	35	873-	2064	.423	152-	468	.325	416-	638	.652	1369	39.1	603-	11	510	671	95	406	2314	66.1
	Opp.	35	731-	1853	.394	154-	508	.303	372-	565	.658	1139	32.5	558-		426	764	146	290	1988	56.8
2011-12	Tech	35	938-	2128	.441	150-	446	.336	457-	678	.674	1375	39.3	609-	8	556	602	129	389	2483	70.9
	Opp.	35	776-	1998	.388	127-	489	.260	406-	623	.652	1240	35.4	575-		436	716	135	287	2085	59.6
2012-13	Tech	30	766-	2007	.382	137-	473	.290	359-	562	.639	1274	42.5	630-	20	378	559	94	326	2028	67.6
	Opp.	30	717-	1738	.413	134-	433	.309	450-	701	.642	1185	39.5	499-		425	615	147	292	2018	67.3
2013-14	Tech	32	936-	2193	.427	174-	555	.314	503-	751	.670	1409	44.0	711-	25	424	538	117	318	2549	79.7
	Opp.	32	802-	1963	.409	143-	487	.294	548-	801	.684	1255	39.2	621-		465	610	100	248	2295	71.7
2014-15	Tech	34	880-	2136	.412	202-	651	.310	480-	658	.729	1431	42.1	593-	21	418	544	129	278	2442	71.8
	Opp.	34	833-	2061	.404	222-	664	.334	388-	551	.704	1229	36.1	582-		483	540	133	268	2276	66.9
2015-16	Tech	33	806-	1994	.404	188-	599	.314	475-	639	.743	1270	38.5	642-	14	443	502	87	318	2275	68.9
	Opp.	33	726-	1810	.401	169-	575	.294	389-	597	.652	1106	33.5	599-		397	573	112	239	2010	60.9
2016-17	Tech	37	924-	2306	.401	196-	612	.320	498-	808	.616	1494	40.4	784-	23	442	599	125	340	2542	68.7
	Opp.	37	865-	2198	.394	209-	684	.306	490-	687	.713	1345	36.4	714-		461	645	178	269	2429	65.6
2017-18	Tech	34	853-	2087	.409	133-	437	.304	455-	702	.648	1343	39.5	6510	7	459	534	132	362	2294	67.5
	Opp.	34	695-	1791	.388	151-	501	.301	411-	600	.685	1123	33.0	590		376	710	152	242	1952	57.4
2018-19	Tech	30	761-	1960	.388	165-	545	.303	339-	495	.685	1234	41.1	580	18	375	524	131	316	2026	67.5
	Opp.	30	687-	1738	.395	186-	623	.299	349-	530	.658	1091	36.4	511		441	583	103	238	1909	63.6
2019-20	Tech	31	732-	1820	.402	140-	503	.278	313-	467	.670	1170	37.7	454	3	391	414	97	220	1917	61.8
	Opp.	31	615-	1595	.386	127-	441	.288	269-	424	.634	990	31.9	505		299	526	88	183	1626	52.5



# THE LAST TIME...

## The Last Time (Team)

Tech scored 100 points in a game:  
 Tech scored 100 points in an ACC game:  
 A Tech opponent scored 100 points:  
 Tech scored 60-69 points in a half:  
 Tech scored 70+ points in a half:  
 Tech won an overtime game:  
 Tech lost an overtime game:  
 Tech played a double overtime game:  
 Tech played a triple overtime game:  
 Tech shot 70 percent for a half:  
 Tech shot 80 percent for a half:  
 Tech shot 60 percent from the field in a game:  
 Tech shot 90 percent from the free throw line in a game (min. 10 att.):  
 Tech shot less than 40 percent from the field in a game:  
 Tech shot less than 30 percent from the field in a half:  
 Tech shot less than 50 percent from the free throw line in a game:  
 Opponent shot less than 50 percent from the free throw line in a game:  
 Tech did not make a 3-point field goal:  
 Tech held an opponent under 30 percent shooting:  
 An opponent shot 60 percent:  
 Tech attempted 50 free throws:  
 Tech made 40 free throws:  
 Tech defeated a top-10 opponent:  
 Tech defeated a top-25 opponent:  
 Tech defeated a top-25 opponent on the road:

102 vs. Southeastern Louisiana, November 18, 2015  
 101 at Virginia, March 2, 2008 (2 OT)  
 103 at Virginia, March 2, 2008 (2 OT)  
 60 vs. Morgan State, Nov. 16, 2014  
 70 vs. Presbyterian (2nd half), Dec. 2, 1985  
 vs. Wake Forest (89-82), Jan. 31, 2013  
 at Virginia Tech (64-61), Feb. 13, 2020  
 at Houston (95-89), Nov. 9, 2018  
 vs. Michigan (89-79), April 1, 2017  
 76.9 (20-26) at Houston, Nov. 9, 2018  
 Never  
 63.5 (40-63) vs. Kennesaw State, Nov. 22, 2011  
 92.3 (12-13), Wake Forest, Feb. 10, 2019  
 35.1 (20-57) vs. NC State, March 6, 2020  
 20.0 (6-30) vs. Louisville Feb. 20, 2020  
 33.3 (4-12) vs. Florida State, March 23, 2019  
 46.7 (7-15), at Pittsburgh, Feb. 6, 2020  
 vs Virginia, Jan. 28, 2018  
 16.7 (9-54), vs. Georgia State, Nov. 20, 2019  
 62.3 (33-53) vs Notre Dame, Jan. 7, 2018  
 51 (made 34) vs. Alabama State, Nov. 24, 2015  
 Never  
 No. 4/4 at NC State, 65-61, Feb. 16, 2020  
 No. 17/18 vs. Florida State, 65-62, Feb. 23, 2020  
 No. 4/4 NC State, 65-61, Feb. 16, 2020

## The Last Time (Player)


A player scored 40+ points:  
 A player scored 35-39 points:  
 A player scored 30-34 points:  
 Two players scored 20+/same game:  
 Three players scored 20+/same game:  
 Four players scored 20+/same game:  
 A player had back-to-back 30+ point games:  
 A player had 20+ rebounds:  
 A player had 15-19 rebounds:  
 Two players had a double-double:  
 Two players had double-figure rebounds in the same game:  
 Three players had double-figure rebounds in the same game:  
 One player had a double-double (Pts and Ast):  
 One player had a double-double (Pts and Steals):  
 A player had a double-double in consecutive games:  
  
 A player had a triple-double (Pts, Reb, Asst.):  
 A player had 20 points and 20 rebounds in the same game:  
 A player had 10-14 assists in a game:  
 A player had 15+ assists in a game:  
 A player had 10+ assists in three consecutive games:  
  
 A player topped the team in scoring, rebounds, and assists for a game:  
 A player played every minute of a game:  
 A player had five blocked shots in a game:  
 A player had five blocked shots in back-to-back games:  
 A player had 10+ steals in a game:

Niesha Butler (40) vs. Florida State, Jan. 2, 1999  
 Elizabeth Balogun (35) at North Carolina, Jan. 31, 2019  
 Francesca Pan (30) at NC State, Feb. 16, 2020  
 Francesca Pan (22) & Lorela Cubaj (21) vs. Wake Forest, Feb. 9, 2020  
 Alex Montgomery (26), Janie Mitchell (20) and Iasia Hemingway (20) vs. Maryland, Jan. 20, 2008  
 Never  
 Carla Munnion (34) vs. Manhattan, Jan. 23, 1995, and (35) vs. Chattanooga, Dec. 13, 1995  
 Kisha Ford (21) vs. Mercer, Nov. 25, 1996  
 Elizabeth Dixon (17) vs. Duke, Jan. 10, 2019  
 Elizabeth Dixon (22 pts, 17 rebs) and Lorela Cubaj (13 pts, 11 rebs) vs. Duke, Jan. 10, 2019  
 Lorela Cubaj (10) and Elizabeth Balogun (10) at Louisville, Jan. 13, 2019  
 Roddreka Rogers (12), Katarina Vuckovic (12) and Zaire O'Neil (11), NC State, Feb. 12, 2015  
 Aaliyah Whiteside (14 pts, 11 asts) vs. Prairie View A&M, Dec. 15, 2015  
 Dawnn Maye (23 pts, 10 steals) vs. Marquette, Nov. 18, 2012  
 Lorela Cubaj - vs. Georgia State, Nov. 20, 2019 (12 pts, 12 rebs.)  
 vs. Seton Hall, Nov. 28, 2019 (16 pts, 12 rebs.)  
 Millie Martinez (12 pts, 10 reb, 10 asst) vs. Morris Brown, Feb. 23, 2002  
 Kisha Ford (21 pts, 21 reb) vs. Mercer, Nov. 25, 1996  
 Aaliyah Whiteside (11) vs. Prairie View A&M, Dec. 15, 2015  
 Nina Bärlin (17) vs. Virginia, Jan. 10, 2002  
 Nina Bärlin (11) vs. E. Washington, Nov. 24, 2001, (14) vs. Arkansas St., Dec. 1, 2001, (11) vs. Southern, Dec. 2, 2001, (13) vs. Florida State, Dec. 5, 2001  
 Kierra Fletcher, 15 points, 9 rebounds, 3 assists vs. NC State, March 6, 2020  
 Kierra Fletcher vs. Pitt, March 5, 2020  
 Elizabeth Balogun (6) vs. Syracuse, Jan. 20, 2019  
 Zaire O'Neil (5) vs. Syracuse, Feb. 8, 2015 (6) vs. NC State, Feb. 12, 2015  
 Dawnn Maye (10) vs. Marquette, Nov. 18, 2012

# 1,000 POINT SCORERS



**Tyaunna Marshall**  
131 Games • 16.3 ppg  
2010-2014 • 2,129 points (1st)



**Kisha Ford**  
109 Games • 17.9 ppg  
1994-97 • 1,955 points (2nd)



**Karen Lounsbury**  
119 Games • 14.6 ppg  
1989-92 • 1,743 points (3rd)



**Dolores Bootz**  
91 Games • 18.9 ppg  
1985-88 • 1,723 points (4th)



**Carla Munnion**  
112 Games • 14.9 ppg  
1995-98 • 1,671 points (5th)



**Francesca Pan**  
128 Games • 12.8 ppg  
2017-20 • 1,638 points (6th)



**Chioma Nnamaka**  
120 Games • 13.3 ppg  
2005-08 • 1,593 points (7th)



**Alex Montgomery**  
124 Games • 12.6 ppg  
2008-11 • 1,565 points (8th)



**Joyce Pierce**  
83 Games • 18.8 ppg  
1991-93 • 1,557 points (9th)



**Aaliyah Whiteside**  
127 Games • 12.4 ppg  
2012-16 • 1,580 points (10th)



**Janie Mitchell**  
117 Games • 12.2 ppg  
2005-08 • 1,422 points (T-11th)



**Kate Brandt**  
107 Games • 13.3 ppg  
1981-84 • 1,422 points (T-11th)



**Sasha Goodlett**  
134 Games • 10.2 ppg  
2009-12 • 1,364 points (13th)



**Fallon Stokes**  
117 Games • 11.6 ppg  
2001-04 • 1,363 points (14th)



**Zaire O'Neil**  
126 Games • 10.6 ppg  
2014-18 • 1,331 points (15th)



**Stephanie Higgs**  
114 Games • 11.5 ppg  
2004-07 • 1,315 points (16th)



**LeeAnn Woodhull**  
96 Games • 13.6 ppg  
1980-83 • 1,302 points (17th)



**Devony Caldwell**  
118 Games • 10.7 ppg  
1990-93 • 1,265 points (18th)



**Sonja Mallory**  
114 Games • 11.0 ppg  
2000-03 • 1,254 points (19th)



**Kaela Davis**  
66 Games • 18.9 ppg  
2014-15 • 1,246 points (20th)



**Ida Neal**  
109 Games • 11.3 ppg  
1986-89 • 1,235 points (21st)



**Marielle Walker**  
100 Games • 12.3 ppg  
1985-88 • 1,230 points (22nd)



**Milli Martinez**  
116 Games • 10.0 ppg  
1999-02 • 1,158 points (23rd)




**Aimee Weiss**  
114 Games • 9.6 ppg  
1990-93 • 1,089 points (T-24th)

## 1,000 POINT SCORERS



**Tory Ehle**  
109 Games • 10.0 ppg  
1984-87 • 1,089 points (T-24th)



**Bonnie Tate**  
75 Games • 14.5 ppg  
1977-79 • 1,088 points (26th)



**Kenya Williams**  
104 Games • 10.3 ppg  
1996-99 • 1,076 points (27th)



**Niesha Butler**  
65 Games • 16.3 ppg  
1999-02 • 1,059 points (28th)



**Cindy Cochran**  
106 Games • 9.8 ppg  
1982-85 • 1,042 points (29th)



**Sydney Wallace**  
106 Games • 9.4 ppg  
2011-14 • 1,001 points (T-30th)



**Brigitte Ardossi**  
130 Games • 7.7 ppg  
2007-10 • 1,001 points (T-30th)



## NCAA TOURNAMENT RECORDS

## INDIVIDUAL RECORDS

## POINTS

32	Sydney Wallace vs. Baylor, 3/24/12 (Sweet 16 at Des Moines, IA)
28	Sydney Wallace vs. Sacred Heart, 3/18/12 (First Round at Chapel Hill, NC)
27	Stephanie Higgs vs. Purdue, 3/19/07 (Second Round at Minneapolis, Minn.)
26	Brigitte Ardossi vs. UALR, 3/21/10 (First Round at Norman, OK)

## REBOUNDS

15	Joyce Pierce vs. Northwestern, 3/17/93 (First Round at Evanston, IL)
13	Alex Montgomery vs. UALR, 3/21/10 (First Round at Norman, OK)
13	Sasha Goodlett vs. Iowa, 3/22/09 (Second Round at Iowa City, IA)
11	five times (MR: Sasha Goodlett vs. Georgetown, 3/20/12; Second Round at Chapel Hill, N.C.)

## ASSISTS

6	Metra Walhour vs. Georgetown, 3/20/12 (Second Round at Chapel Hill, N.C.)
5	Dawnn Maye vs. Georgetown, 3/20/12 (Second Round at Chapel Hill, N.C.)
4	six times (MR: Dawnn Maye vs. Baylor, 3/24/12; Sweet 16 at Des Moines, IA)

## BLOCKS

3	Jacqua Williams vs. DePaul, 3/17/07 (First Round at Minneapolis, Minn.)
2	seven times (MR: Nariah Taylor vs. LSU, 3/23/14; First Round at Baton Rouge, La.)

## STEALS

6	Jill Ingram vs. Iowa State, 3/22/08 (First Round at Des Moines, IA)
6	Jacqua Williams vs. DePaul, 3/17/07 (First Round at Minneapolis, Minn.)
5	three times (MR: Dawnn Maye, vs. LSU 3/23/14; First Round at Baton Rouge, La.)

## FIELD GOALS MADE

12	Sydney Wallace vs. Baylor, 3/24/12 (Sweet 16 at Des Moines, IA)
11	Sydney Wallace vs. Sacred Heart, 3/18/12 (First Round at Chapel Hill, NC)
10	Brigitte Ardossi vs. UALR, 3/21/10 (First Round at Norman, OK)
9	three times (MR: Tyaunna Marshall and Sydney Wallace vs. LSU, 3/23/14; First Round at Baton Rouge, La.)

## FIELD GOALS ATTEMPTED

22	Sydney Wallace vs. LSU, 3/23/14 (First Round at Baton Rouge, La.)
22	Sydney Wallace vs. Baylor, 3/24/12 (Sweet 16 at Des Moines, IA)
22	Brigitte Ardossi vs. UALR, 3/21/10 (First Round at Norman, OK)
21	two times (MR: Stephanie Higgs vs. Purdue, 3/19/07 at (Second Round at Minneapolis, Minn.)

## FIELD GOAL PERCENTAGE

## (MIN. 6 ATTEMPTS)

.846 (11-13)	Sydney Wallace vs. Sacred Heart, 3/18/12 (First Round at Chapel Hill, NC)
.750 (6-8)	Sasha Goodlett vs. Georgetown, 3/20/12 (Second Round at Chapel Hill, N.C.)
.667 (8-12)	Jill Ingram vs. Iowa State, 3/22/08 (First Round at Des Moines, IA)
.545 (12-22)	Sydney Wallace vs. Baylor, 3/24/12 (Sweet 16 at Des Moines, IA)

## THREE-POINT FIELD GOALS MADE

8	Sydney Wallace vs. Baylor, 3/24/12 (Sweet 16 at Des Moines, IA)
6	Sydney Wallace vs. Sacred Heart, 3/18/12 (First Round at Chapel Hill, NC)
5	Sydney Wallace vs. Georgetown, 3/20/12 (Second Round at Chapel Hill, N.C.)
5	Jill Ingram vs. Iowa State, 3/22/08 (First Round, Des Moines, IA)

## THREE-POINT FIELD GOALS ATTEMPTED

14	Sydney Wallace vs. Georgetown, 3/20/12 (Second Round at Chapel Hill, N.C.)
13	Sydney Wallace vs. LSU, 3/23/14 (First Round at Baton Rouge, La.)
12	Sydney Wallace vs. Baylor, 3/24/12 (Sweet 16 at Des Moines, IA)
11	two times (MR: Alex Montgomery vs. Ohio State, 3/21/11; Second Round at Columbus, Ohio)

THREE-POINT FIELD GOAL PERCENTAGE  
(MIN. 3 ATTEMPTS)

.750 (6-8)	Sydney Wallace vs. Sacred Heart, 3/18/12 (First Round at Chapel Hill, NC)
.667 (8-12)	Sydney Wallace vs. Baylor, 3/24/12 (Sweet 16 at Des Moines, IA)
.556 (5-9)	Jill Ingram vs. Iowa State, 3/22/08 (First Round at Des Moines, IA)
.429 (3-7)	Chioma Nnamaka vs. Purdue, 3/19/07 (Second Round at Minneapolis, Minn.)

## FREE THROWS MADE

9	Fallon Stokes vs. Virginia Tech, 3/22/03 (First Round at West Lafayette, Ind.)
8	Sasha Goodlett vs. Oklahoma, 3/24/09 (Second Round at Iowa City, IA)
8	Stephanie Higgs vs. Purdue, 3/19/07 (Second Round at Minneapolis, Minn.)
6	two times (MR: Kaela Davis vs. LSU, 3/23/14 First Round at Baton Rouge, La.)

## FREE THROWS ATTEMPTED

10	Fallon Stokes vs. Virginia Tech, 3/22/03 (First Round at West Lafayette, Ind.)
10	Sasha Goodlett vs. Oklahoma, 3/24/09 (Second Round at Iowa City, IA)
9	Stephanie Higgs vs. Purdue, 3/19/07 (Second Round at Minneapolis, Minn.)
7	two times (MR: Sasha Goodlett vs. Georgetown, 3/20/12 (Second Round at Chapel Hill, N.C.)

## FREE THROW PERCENTAGE (MIN. 7 MADE)

.900 (9-10)	Fallon Stokes vs. Virginia Tech, 3/22/03 (First Round at West Lafayette, Ind.)
.889 (8-9)	Stephanie Higgs vs. Purdue, 3/19/07 (Second Round at Minneapolis, Minn.)
.800 (8-10)	Sasha Goodlett vs. Georgetown, 3/20/12 (Second Round at Chapel Hill, N.C.)

## TEAM RECORDS

## MOST POINTS (GAME)

78	vs. LSU, 3/23/14 (First Round at Baton Rouge, La.)
76	vs. Georgetown, 3/20/12 (Second Round at Chapel Hill, N.C.)
76	vs. Sacred Heart, 3/18/14 (First Round at Chapel Hill, N.C.)
76	vs. Iowa, 3/22/09 (First Round at Iowa City, IA)

## MOST POINTS (ONE HALF)

44 (1st)	vs. LSU, 3/23/14 (First Round at Baton Rouge, La.)
42 (2nd)	vs. Baylor, 3/24/12 (Sweet 16 at Des Moines, IA)
40 (2nd)	vs. Sacred Heart, 3/18/12 (First Round at Chapel Hill, NC)
40 (2nd)	vs. Iowa, 3/22/09 (Second Round at Iowa City, IA)

## FEWEST POINTS (GAME)

50	vs. Oklahoma, 3/24/09 (Second Round at Iowa City, IA)
53	vs. UALR, 3/21/10 (First Round at Norman, OK)
55	vs. Iowa State, 3/22/08 (First Round at Des Moines, IA)
55	vs. DePaul, 3/17/07 (First Round at Minneapolis, Minn.)

## FEWEST POINTS (ONE HALF)

20 (2nd)	vs. DePaul, 3/17/07 (First Round at Minneapolis, Minn.)
21 (2nd)	vs. Oklahoma, 3/24/09 (Second Round at Iowa City, IA)
24 (1st)	vs. Iowa State, 3/22/08 (First Round at Des Moines, IA)
26 (1st)	two times (MR: vs. Baylor, 3/24/12 (Sweet 16 at Des Moines, IA)

## REBOUNDS

50	vs. Northwestern, 3/17/93 (First Round at Evanston, IL)
44	vs. Baylor, 3/24/12 (Sweet 16 at Des Moines, IA)
43	vs. Iowa, 3/22/09 (Second Round at Iowa City, IA)
39	two times (MR: vs. Georgetown, 3/20/12 (Second Round at Chapel Hill, N.C.)

## ASSISTS

20	vs. Georgetown, 3/20/12 (Second Round at Chapel Hill, N.C.)
14	vs. Baylor, 3/24/12 (Sweet 16 at Des Moines, IA)
14	vs. DePaul, 3/17/07 (First Round at Minneapolis, Minn.)
13	three times (MR: vs. Sacred Heart, 3/18/12 (First Round at Chapel Hill, NC)

## BLOCKS

6	vs. DePaul, 3/17/07 (First Round at Minneapolis, Minn.)
5	vs. LSU, 3/23/14 (First Round at Baton Rouge, La.)
4	vs. UALR, 3/21/10 (First Round at Norman, OK)
4	vs. Northwestern, 3/17/93 (First Round at Evanston, IL)

## STEALS

14	vs. LSU, 3/23/14 (First Round at Baton Rouge, La.)
14	vs. Ohio State, 3/21/11; Second Round at Columbus, Ohio)
14	vs. Purdue, 3/19/07 at (Second Round at Minneapolis, Minn.)
14	vs. DePaul, 3/17/07 (First Round at Minneapolis, Minn.)
13	vs. Bowling Green, 3/19/11 (First Round at Columbus, Ohio)

## FIELD GOALS MADE

30	vs. LSU, 3/23/14 (First Round at Baton Rouge, La.)
30	vs. Iowa, 3/22/09 (Second Round at Iowa City, IA)
28	vs. Georgetown, 3/20/12 (Second Round at Chapel Hill, N.C.)
28	vs. Ohio State, 3/21/11 (Second Round at Columbus, Ohio)

## FIELD GOALS ATTEMPTED

87	vs. Northwestern, 3/17/93 (First Round at Evanston, IL)
76	vs. LSU, 3/23/14 (First Round at Baton Rouge, La.)
72	vs. Ohio State, 3/21/11 (Second Round at Columbus, Ohio)
70	vs. Baylor, 3/24/12 (Sweet 16 at Des Moines, IA)

## FIELD GOAL PERCENTAGE (MIN. 20 MADE)

.529 (27-51)	vs. Sacred Heart, 3/18/12 (First Round at Chapel Hill, NC)
.500 (28-56)	vs. Georgetown, 3/20/12 (Second Round at Chapel Hill, N.C.)
.466 (27-58)	vs. Bowling Green, 3/19/11 (First Round at Columbus, Ohio)
.448 (30-67)	vs. Iowa, 3/22/09 (Second Round at Iowa City IA)

## THREE-POINT FIELD GOALS MADE

10	vs. Baylor, 3/24/12 (Sweet 16 at Des Moines, IA)
8	vs. Georgetown, 3/20/12 (Second Round at Chapel Hill, N.C.)
8	vs. Sacred Heart, 3/18/12 (First Round at Chapel Hill, NC)
7	vs. Iowa State, 3/22/08 (First Round at Des Moines, IA)



# NCAA TOURNAMENT RECORDS

## THREE-POINT FIELD GOALS ATTEMPTED

28	vs. Iowa State, 3/22/08 (First Round at Des Moines, IA)
23	vs. Georgetown, 3/20/12 (Second Round at Chapel Hill, N.C.)
22	vs. LSU, 3/23/14 (First Round at Baton Rouge, La.)
22	vs. Purdue, 3/19/07 at (Second Round at Minneapolis, Minn.)

## THREE-POINT FIELD GOAL PERCENTAGE (MIN. 5 MADE)

.667 (8-12)	vs. Sacred Heart, 3/18/12 (First Round at Chapel Hill, NC)
.526 (10-19)	vs. Baylor, 3/24/12 (Sweet 16 at Des Moines, IA)
.353 (6-17)	vs. Purdue, 3/19/07 at (Second Round at Minneapolis, Minn.)
.348 (8-23)	vs. Georgetown, 3/20/12 (Second Round at Chapel Hill, N.C.)

## FREE THROWS MADE

15	vs. Oklahoma, 3/24/09 (Second Round at Iowa City, IA)
15	vs. Purdue, 3/19/07 at (Second Round at Minneapolis, Minn.)
14	three times (MR: vs. LSU, 3/23/14 (First Round at Baton Rouge, La.)

## FREE THROWS ATTEMPTED

21	vs. Iowa, 3/22/09 (Second Round at Iowa City, IA)
20	vs. Oklahoma, 3/24/09 (Second Round at Iowa City, IA)
19	three times (MR: vs. Georgetown, 3/20/12 (Second Round at Chapel Hill, N.C.)

## FREE THROW PERCENTAGE (MIN. 14 MADE)

.824 (14-17)	vs. LSU, 3/23/14 (First Round at Baton Rouge, La.)
.789 (15-19)	vs. Purdue, 3/19/07 at (Second Round at Minneapolis, Minn.)
.750 (15-20)	vs. Oklahoma, 3/24/09 (Second Round at Iowa City, IA)
.737 (14-19)	vs. Sacred Heart, 3/18/12 (First Round at Chapel Hill, NC)

## OPPONENT RECORDS

### MOST POINTS (INDIVIDUAL)

35	Britney Griner (Baylor), 3/24/12 (Sweet 16 at Des Moines, IA)
----	---

### MOST POINTS (TEAM GAME)

98	LSU, 3/23/14 (First Round at Baton Rouge, La.)
----	--

### MOST POINTS (TEAM, ONE HALF)

51	LSU, 3/23/14 (First Round at Baton Rouge, La.)
----	--

### FEWEST POINTS (TEAM, GAME)

50	Sacred Heart, DePaul, 3/18/12 (First Round at Chapel Hill, N.C.)
----	--

### FEWEST POINTS (TEAM, ONE HALF)

16	DePaul, 3/17/07 (First Round at Minneapolis, Minn.)
----	---

### MOST REBOUNDS (INDIVIDUAL)

17	Danielle Ballard (LSU), 3/23/14 (First Round at Baton Rouge, La.)
----	---

### MOST REBOUNDS (TEAM)

57	LSU, 3/23/14 (First Round at Baton Rouge, La.)
----	--

### MOST ASSISTS (INDIVIDUAL)

11	Nancy Kennedy (Northwestern), 3/17/93 (First Round at Evanston, IL.)
----	--

### MOST ASSISTS (TEAM)

22	Northwestern, 3/17/93 (First Round at Evanston, IL.)
----	--

## MOST BLOCKS (INDIVIDUAL)

6	three times, (MR: Shaneece McKinney, LSU), 3/23/14 (First Round at Baton Rouge, La.)
---	--

## MOST BLOCKS (TEAM)

10	Baylor, 3/24/12 (Sweet 16 at Des Moines, IA)
----	--

## MOST STEALS (INDIVIDUAL)

4	twice, (MR: Samantha Prahalis) (Ohio State), 3/21/11 (Second Round at Columbus, OH)
---	---

## MOST STEALS (TEAM)

11	UALR, 3/21/10 (First Round at Norman, Okla.)
----	--

## MOST FIELD GOALS MADE (INDIVIDUAL)

13	Britney Griner (Baylor), 3/24/12 (Sweet 16 at Des Moines, IA)
----	---

## MOST FIELD GOALS MADE (TEAM)

35	LSU, 3/23/14 (First Round at Baton Rouge, La.)
----	--

## FEWEST FIELD GOALS MADE (TEAM)

20	five times, (MR: Sacred Heart), 3/18/12 (First Round at Chapel Hill, N.C.)
----	--

## MOST FIELD GOALS ATTEMPTED (INDIVIDUAL)

19	Sugar Rodgers (Georgetown), 3/20/12 (Second Round at Chapel Hill, N.C.)
----	---

## MOST FIELD GOALS ATTEMPTED (TEAM)

70	LSU, 3/23/14 (First Round at Baton Rouge, La.)
----	--

## FEWEST FIELD GOALS ATTEMPTED (TEAM)

42	twice, (MR: Ohio State), 3/21/11 (Second Round at Columbus, OH)
----	---

## HIGHEST FIELD GOAL PERCENTAGE (INDIVIDUAL - MIN. 6 MADE)

.900 (9-10)	twice, (MR: Destiny Williams) (Baylor), 3/24/12 (Sweet 16 at Des Moines, IA)
-------------	--

## HIGHEST FIELD GOAL PERCENTAGE (TEAM - MIN. 20 MADE)

.600 (30-50)	Northwestern, 3/17/93 (First Round at Evanston, IL.)
--------------	--

## LOWEST FIELD GOAL PERCENTAGE (TEAM)

.338 (23-68)	Georgetown, 3/20/12 (Second Round at Chapel Hill, N.C.)
--------------	---

## MOST THREE-POINT FIELD GOALS MADE (INDIVIDUAL)

5	Kelsey Bolte (Iowa State), 3/22/08 (First Round at Des Moines, IA)
---	--

## MOST THREE-POINT FIELD GOALS MADE (TEAM)

9	Iowa State, 3/22/08 (First Round at Des Moines, IA)
---	---

## FEWEST THREE-POINT FIELD GOALS MADE (TEAM)

1	Baylor, 3/24/14 (Sweet 16 at Des Moines, IA)
---	--

## MOST THREE-POINT FIELD GOALS ATTEMPTED (INDIVIDUAL)

8	twice, (MR: Sugar Rodgers) (Georgetown), 3/20/12 (Second Round at Chapel Hill, N.C.)
---	--

## MOST THREE-POINT FIELD GOALS ATTEMPTED (TEAM)

24	Iowa State, 3/22/08 (First Round at Des Moines, IA)
----	---

## FEWEST THREE-POINT FIELD GOALS ATTEMPTED (TEAM)

6	twice, (MR: Baylor), 3/24/12 (Sweet 16 at Des Moines, IA)
---	---

## HIGHEST THREE-POINT FIELD GOAL PERCENTAGE (INDIVIDUAL - MIN. 3 MADE)

1.000 (3-3)	DaShawn Harden (LSU), 3/23/14 (First Round at Baton Rouge, La.)
-------------	---

## HIGHEST THREE-POINT FIELD GOAL PERCENTAGE (TEAM - MIN. 5 MADE)

.545 (6-11)	Purdue, 3/19/07 (Second Round at Minneapolis, Minn.)
-------------	--

## LOWEST THREE-POINT FIELD GOAL PERCENTAGE (TEAM)

.167 (1-6)	Baylor 3/24/12 (Sweet 16 at Des Moines, IA)
------------	---

## MOST FREE THROWS MADE (INDIVIDUAL)

12	Maureen Holohan, 3/17/93 (First Round at Evanston, IL.)
----	---

## MOST FREE THROWS MADE (TEAM)

27	Northwestern, 3/17/93 (First Round at Evanston, IL.)
----	--

## FEWEST FREE THROWS MADE (TEAM)

5	Sacred Heart, 3/18/12 (First Round at Chapel Hill, N.C.)
---	--

## MOST FREE THROWS ATTEMPTED (INDIVIDUAL)

18	Maureen Holohan, 3/17/93 (First Round at Evanston, IL.)
----	---

## MOST FREE THROWS ATTEMPTED (TEAM)

39	Northwestern, 3/17/93 (First Round at Evanston, IL.)
----	--

## FEWEST FREE THROWS ATTEMPTED (TEAM)

6	Virginia Tech, 3/22/03 (First Round at West Lafayette, IN)
---	--

## HIGHEST FREE THROW PERCENTAGE (INDIVIDUAL - MIN. 6 MADE)

1.000 (9-9)	three times, (MR: Lauren Prochaska) (Bowling Green), 3/19/11 (First Round at Columbus, OH)
-------------	--

## HIGHEST FREE THROW PERCENTAGE (TEAM - MIN. 15 MADE)

.889 (16-18)	Bowling Green, 3/19/11 (First Round at Columbus, OH)
--------------	--

## LOWEST FREE THROW PERCENTAGE (TEAM)

.455 (5-11)	Sacred Heart, 3/18/12 (First Round at Chapel Hill, N.C.)
-------------	--

## NCAA TOURNAMENT BOX SCORES

**'93 Northwestern**  
Georgia Tech  
March 17, 1993 | Welsh-Ryan Arena (Evanston, Ill.)

90  
62

**'03 Virginia Tech**  
Georgia Tech  
March 22, 2003 | Mackey Arena (West Lafayette, Ind.)

61  
59

OFFICIAL NCAA BASKETBALL BOX SCORE \*\*\*FINAL\*\*\* - NCAA TOURNAMENT 1ST ROUND-  
Date 3/17/93 Site Welsh-Ryan Arena, Evanston, Ill.

VISITORS (Last Name, First)												HOME (Last Name, First)													
No.	Player	FG	FGA	FT	FTA	Reb	Off	Def	TP	PF	TP	No.	Player	FG	FGA	FT	FTA	Reb	Off	Def	TP	PF	TP		
00	Keener, Demita	3	7	0	0	2	4	2	2	4	3	5	Cook, Kellie	5	6	3	5	2	2	4	0	11	32		
3	Wilson, Yvonne	2	8	0	0	0	0	0	0	0	0	4	Kennelly, Moira	1	6	0	2	4	5	0	4	2	6		
12	Dortch, Kathy	0	1	0	0	1	2	1	1	2	1	20	Holan, Norine	0	0	0	0	2	0	0	0	0	0		
23	Langston, Lynn	DUP										22	Babcock, Patricia	9	10	0	0	2	4	1	4	5	2		
30	Caldwell, Devony	4	16	0	0	1	1	4	2	6	2	9	24	Kennelly, Nancy	2	3	0	0	4	4	0	12	12	8	
31	Kauffman, Lars	C	5	13	0	0	0	1	6	3	4	8	6	33	Braden, Christina	0	1	0	0	0	0	1	1	1	0
32	Finney, Christie	0	2	0	0	0	0	0	0	0	0	0	32	Holohan, Maureen	3	8	0	0	12	18	0	5	3	13	
33	Weiss, Aimee	F	2	6	0	0	0	0	1	1	2	3	4	35	Groh, Donna	7	8	0	0	0	0	1	1	2	14
34	Duggins, Anna Maria	0	1	0	0	0	0	0	0	1	0	0	40	Ertel, Heather	4	5	0	0	3	4	0	6	6	3	
35	Pierre, Joyce	F	8	21	0	0	3	3	6	9	15	2	15	42	Swift, Colleen	1	3	0	0	0	0	0	0	1	2
42	Fischer, Angie	2	5	1	3	0	0	0	0	4	4	3	5												
44	Baldwin, Selene	3	7	0	0	0	0	0	0	0	0	6													
55	Wilkinson, Renee	0	0	0	0	0	0	0	1	1	0	0													
TEAM REBOUNDS (Included in Totals)												TEAM REBOUNDS (Included in Totals)													
TOTALS												TOTALS													
TOTAL FG % 1st Half: 33.3%												TOTAL FG % 1st Half: 56.7%													
3-PT FG % 1st Half: 0.0%												3-PT FG % 1st Half: 44.4%													
FT % 1st Half: 0.0%												FT % 1st Half: 50.0%													
2nd Half: 14.3%												2nd Half: 58.3%													
Game: 27.8%												Game: 58.3%													
Deadball Rebounds: 4												Deadball Rebounds: 2													

HOME (Last Name, First)												VISITORS (Last Name, First)												
No.	Player	FG	FGA	FT	FTA	Reb	Off	Def	TP	PF	TP	No.	Player	FG	FGA	FT	FTA	Reb	Off	Def	TP	PF	TP	
3	Cook, Kellie	5	6	3	5	2	2	2	4	0	11	3	Cook, Kellie	5	6	3	5	2	2	4	0	11	32	
11	Kennelly, Moira	1	6	0	2	4	5	0	4	4	2	6	11	Kennelly, Moira	1	6	0	2	4	5	0	4	2	6
20	Nolan, Norine	0	0	0	0	2	0	0	0	0	0	0	20	Nolan, Norine	0	0	0	0	2	0	0	0	0	0
22	Babcock, Patricia	9	10	0	0	2	4	1	4	5	2	20	22	Babcock, Patricia	9	10	0	0	2	4	1	4	5	2
24	Kennelly, Nancy	2	3	0	0	4	4	0	12	12	1	8	24	Kennelly, Nancy	2	3	0	0	4	4	0	12	12	1
32	Braden, Christina	0	1	0	0	0	0	1	1	1	0	0	32	Braden, Christina	0	1	0	0	0	0	1	1	1	0
33	Holohan, Maureen	3	8	0	0	12	18	0	5	3	13	33	33	Holohan, Maureen	3	8	0	0	12	18	0	5	3	13
35	Groh, Donna	7	8	0	0	0	0	0	1	1	2	14	35	Groh, Donna	7	8	0	0	0	0	1	1	1	2
40	Ertel, Heather	4	5	0	0	3	4	0	6	6	3	11	40	Ertel, Heather	4	5	0	0	3	4	0	6	6	3
42	Swift, Colleen	1	3	0	0	0	0	0	0	0	1	2	42	Swift, Colleen	1	3	0	0	0	0	0	0	0	1
TEAM REBOUNDS (Included in Totals)												TEAM REBOUNDS (Included in Totals)												
TOTALS												TOTALS												
TOTAL FG % 1st Half: 56.7%												TOTAL FG % 1st Half: 56.7%												
3-PT FG % 1st Half: 44.4%												3-PT FG % 1st Half: 44.4%												
FT % 1st Half: 50.0%												FT % 1st Half: 50.0%												
2nd Half: 58.3%												2nd Half: 58.3%												
Game: 58.3%												Game: 58.3%												
Deadball Rebounds: 2												Deadball Rebounds: 2												

OFFICIALS: Sue Kennedy, Bill Pickett

Technical Fouls:

SCORE BY PERIODS	1st H.	2nd H.	OT	OT	FINAL
Georgia Tech	27	35			62
Northwestern	45	45			90

Official Basketball Box Score -- Game Totals -- Final Statistics  
Georgia Tech vs Virginia Tech  
03/22/03 11:14 AM EST at Mackey Arena - West Lafayette, IN

Georgia Tech 59 • 20-11

		Total	3-Ptr	Rebounds	Off	Def	TP	PF	TP	A	T	Blk	Stl	Min
		FG-FGA	FG-FGA	FT-FTA	Off	Def	TP	PF	TP	A	T	Blk	Stl	Min
04	Stewart, Alex	4-10	0-0	2-2	4	5	9	2	10	3	5	0	1	34
24	Stokes, Fallon	8-17	0-0	9-10	1	4	5	3	25	1	2	0	3	35
33	Mallory, Sonja	4-13	0-0	0-0	4	2	6	1	8	2	2	2	4	32
15	Harping, Megan	2-5	0-1	0-0	2	1	3	0	4	2	0	0	0	29
22	Isom, Megan	2-9	0-3	0-0	1	0	1	3	4	1	0	0	2	33
00	Winn, Mallorie	2-3	0-0	2-2	0	2	2	1	6	1	1	0	0	18
32	Williams, Jessica	1-3	0-0	0-2	2	1	3	0	2	0	0	1	0	16
35	Terry, Kasha	0-0	0-0	0-0	0	0	0	0	0	0	0	0	0	3
Team					1	1	2			1				200
Totals		23-60	0-4	13-16	15	16	31	10	59	11	11	3	10	3
FG % 1st Half: 33.3%		11-33	0-0	2nd half: 12-27	44.4%	Game: 23-60	38.3%	Deadball Rebounds: 1						
3FG % 1st Half: 0.0%		0-4	0.0%	2nd half: 0-3	0.0%	Game: 0-4	0.0%							
FT % 1st Half: 6.8%		2-3	75.0%	2nd half: 7-8	87.5%	Game: 13-16	81.3%							

Virginia Tech 61 • 22-9

#	Player		Total		3-Ptr		Rebounds				PF	TP	A	TO	Blk	Stl	Min
			FG-FGA	FG-FGA	FT-FTA	Off	Def	Total									
14	Kublina, Ieva	f	7-12	2-3	2-2	0	6	6	3	18	5	2	1	0		39	
22	Starling, Chrystal	f	6-13	1-3	2-2	2	3	5	3	15	2	5	0	0		35	
54	Gibson, Erin	c	3-4	0-0	0-0	2	2	4	2	6	2	2	3	2		34	
20	Lipton, Emily	g	2-4	2-4	0-0	0	0	0	1	6	1	0	0	0		15	
24	Mason, Carrie	g	3-8	0-3	0-0	0	5	5	1	6	4	5	0	0		38	
32	Chriss, Dawn		1-3	0-0	2-2	0	0	0	1	4	0	0	0	0		7	
32	Gardin, Kerri		3-3	0-0	0-0	2	4	6	1	6	1	4	1	0		25	
42	Simmons, Davina		0-0	0-0	0-0	0	1	1	0	0	0	1	0	0		3	
45	Finnerly, Megan		0-0	0-0	0-0	0	1	1	0	0	0	1	0	0		4	
Team						0	2	2									
Totals			25-47	5-13	6-6	6	24	30	12	61	15	20	5	2		200	
FG % 1st Half: 13-25			52.0%	2nd half: 12-22		54.5%	Game: 25-47		53.2%								
3FG % 1st Half: 3-10			30.0%	2nd half: 2-3		66.7%	Game: 5-13		38.5%								
FT % 1st Half: 0-0			0.0%	2nd half: 6-6		100.0%	Game: 6-6		100.0%	Deadball Rebounds 0							

## NCAA TOURNAMENT BOX SCORES

<b>'08</b> Iowa State	<b>58</b>	<b>'09</b> Georgia Tech	<b>76</b>
Georgia Tech	55	Iowa	62
March 22, 2008   Wells Fargo Arena (Des Moines, IA)		March 22, 2009   Carver-Hawkeye Arena (Iowa City, IA)	

Official Basketball Box Score -- Game Totals -- Final Statistics  
Georgia Tech vs Iowa State  
03-22-08 11 a.m. at Wells Fargo Arena - Des Moines, Iowa

Georgia Tech 55 • 22-10, 7-7 ACC

#	Player	Total		3-Ptr		Rebounds			PF	TP	A TO Blk			Stl	Min
		FG-FGA	FG-FGA	FT-FTA	FT-FTA	Off	Def	Tot			A TO Blk	A TO Blk	A TO Blk		
1	Williams, Jacqua	7-17	2-9	2-4	3 5	8	3	18	3	0	1	3	35		
21	Mitchell, Janie	4-11	0-0	0-0	3 4	7	0	8	3	1	0	0	40		
43	Nnamaka, Chioma	1-5	0-2	0-0	1 1	2	2	2	0	0	0	0	29		
45	Mitchell, Daphne	0-1	0-0	0-0	0 0	0	0	0	0	0	0	0	9		
5	Ingram, Jill	8-12	5-9	0-0	1 2	3	2	21	2	4	0	6	35		
22	Montgomery, Alex	0-9	0-8	0-0	1 2	3	2	0	1	2	0	2	22		
33	Blackmon, Tiffany	0-0	0-0	0-0	0 0	0	1	0	0	0	0	0	1		
34	Hemingway, Iasia	0-4	0-0	2-2	1 0	1	3	2	0	0	0	0	10		
35	Ardossi, Brigitte	2-4	0-0	0-0	3 3	6	3	4	0	0	0	0	19		
Team					0 2	2									
Totals		22-63	7-28	4-6	13 19	32	16	55	9	8	1	12	200		
FG % 1st Half:		10-37	27.0%	2nd half:	12-26	46.2%	Game:	22-63	34.9%	Deadball Rebounds					
3FG % 1st Half:		1-15	6.7%	2nd half:	6-13	46.2%	Game:	7-28	25.0%						
FT % 1st Half:		3-4	75.0%	2nd half:	1-2	50.0%	Game:	4-6	66.7%						

Iowa State 58 • 21-12, 7-9 Big12

#	Player	Total		3-Ptr		Rebounds			PF	TP	A TO Blk			Stl	Min
		FG-FGA	FG-FGA	FT-FTA	FT-FTA	Off	Def	Tot			A TO Blk	A TO Blk	A TO Blk		
11	Boite, Kelsey	7-13	5-8	0-0	2 5	7	1	19	2	2	0	1	39		
15	Ezell, Heather	1-7	1-5	2-2	0 4	4	1	5	3	0	1	0	37		
32	Nislett, Amanda	4-6	2-4	1-1	4 8	12	3	11	2	2	1	0	37		
4	Lacey, Alison	2-9	1-6	4-4	0 3	3	2	9	4	5	0	0	34		
44	Anderson, Jocelyn	6-9	0-0	0-1	1 5	6	1	12	2	3	5	0	35		
10	Stuckey, Denae	1-2	0-0	0-0	0 2	2	1	2	0	2	0	0	14		
13	Florzak, Anna	0-1	0-1	0-0	0 0	0	0	0	0	0	0	0	2		
22	Lightbourne, Genesis	0-0	0-0	0-0	0 1	1	0	0	0	1	0	0	2		
Team					1 1	2									
Totals		21-47	9-24	7-8	8 29	37	9	58	15	18	6	2	200		
FG % 1st Half:		8-21	38.1%	2nd half:	13-26	50.0%	Game:	21-47	44.7%	Deadball Rebounds					
3FG % 1st Half:		2-11	18.2%	2nd half:	7-13	53.8%	Game:	9-24	37.5%						
FT % 1st Half:		2-3	66.7%	2nd half:	5-5	100.0%	Game:	7-8	87.5%						

Officials: Dee Kantner, Diana DePaul, Tommy Salerno, Lawson Newton SB  
Technical fouls: Georgia Tech-None. Iowa State-None.  
Attendance: 9359  
NCAA 1st Round (Greensboro Region)  
Fouled out: none

Score by periods	1st	2nd	Total
Georgia Tech	24	31	55
Iowa State	20	38	58

Points	In	Off	2nd	Fast	Bench
GT	22	16	15	4	6
ISU	24	5	13	2	2

Official Basketball Box Score -- Game Totals -- Final Statistics  
Georgia Tech vs Iowa  
03/22/09 8:45 p.m. at Carver-Hawkeye Arena - Iowa City, IA

Georgia Tech 76 • 22-9

#	Player	Total		3-Ptr		Rebounds			PF	TP	A TO Blk			Stl	Min
		FG-FGA	FG-FGA	FT-FTA	FT-FTA	Off	Def	Tot			A TO Blk	A TO Blk	A TO Blk		
34	Hemingway, Iasia	6-12	0-1	4-7	2 6	8	4	16	3	3	0	2	34		
35	Ardossi, Brigitte	3-6	0-0	5-6	2 7	9	3	11	2	1	0	1	35		
45	Goodlett, Sasha	8-15	0-0	0-0	6 7	13	1	16	0	2	0	1	34		
01	Williams, Jacqua	8-17	2-5	5-6	1 1	2	3	23	3	1	0	2	38		
23	Foster, Deja	3-9	0-0	0-2	2 0	2	5	6	0	2	0	2	26		
02	Bennett, Mo	2-8	0-1	0-0	6 1	7	1	4	1	0	0	2	27		
05	Walshour, Metra	0-0	0-0	0-0	0 0	0	0	0	0	0	0	0	0+		
14	Adams, LaQuanishia	0-0	0-0	0-0	0 0	0	2	0	0	0	0	0	2		
32	Riggins, Chelsea	0-0	0-0	0-0	0 0	0	2	0	0	0	0	0	4		
Team					0 2	2									
Totals		30-67	2-7	14-21	19 24	43	21	76	9	9	0	10	200		
FG % 1st Half:		17-37	45.9%	2nd half:	13-30	43.3%	Game:	30-67	44.8%	Deadball Rebounds					
3FG % 1st Half:		1-3	33.3%	2nd half:	1-4	25.0%	Game:	2-7	28.6%						
FT % 1st Half:		1-4	25.0%	2nd half:	13-17	76.5%	Game:	14-21	66.7%						

Iowa 62 • 21-11

#	Player	Total		3-Ptr		Rebounds			PF	TP	A TO Blk			Stl	Min
		FG-FGA	FG-FGA	FT-FTA	FT-FTA	Off	Def	Tot			A TO Blk	A TO Blk	A TO Blk		
21	Alexander, Kachine	3-9	0-0	11-14	3 7	10	4	17	3	4	0	3	34		
32	Ausdemore, Wendy	5-8	2-4	0-0	1 2	3	4	12	3	4	0	0	37		
44	Skouby, Megan	2-6	0-0	0-0	1 0	1	2	4	0	1	1	0	21		
02	Wahlin, Kamille	4-9	2-4	4-4	0 5	5	2	14	4	2	0	1	39		
11	Smith, Kristi	3-10	2-7	0-0	0 4	4	2	8	3	3	0	0	40		
31	Draxten, Hannah	0-0	0-0	0-0	1 0	1	0	0	0	1	0	0	5		
45	Hamlin, JoAnn	3-5	0-0	1-3	1 3	4	1	7	1	2	0	0	23		
50	Nyenhuus, Lindsey	0-0	0-0	0-0	0 0	0	0	0	0	0	0	0	1		
Team					0 2	2									
Totals		20-47	6-15	16-21	7 23	30	15	62	14	17	1	4	200		
FG % 1st Half:		11-28	39.3%	2nd half:	9-19	47.4%	Game:	20-47	42.6%	Deadball Rebounds					
3FG % 1st Half:		4-7	57.1%	2nd half:	2-8	25.0%	Game:	6-15	40.0%						
FT % 1st Half:		5-7	71.4%	2nd half:	11-14	78.6%	Game:	16-21	76.2%						

Officials: June Courteau, Jesse Dickerson, Greg Small  
Technical fouls: Georgia Tech-None. Iowa-None.  
Attendance: 5615  
NCAA First Round Game  
Fouled Out: #23 GT 1:57 2nd

Score by periods	1st	2nd	Total
Georgia Tech	36	40	76
Iowa	31	31	62

Points	In	Off	2nd	Fast	Bench
GT	46	21	18	8	4
IOWA	46	12	3	9	7

Last FG - GT 2nd-02:44, IOWA 2nd-01:05.

Score tied - 3 times.

<b>'09</b> Oklahoma	<b>69</b>	<b>'10</b> Arkansas Little Rock	<b>63</b>
Georgia Tech	50	Georgia Tech	53
March 24, 2009   Carver-Hawkeye Arena (Iowa City, IA)		March 21, 2010   Lloyd Noble Center (Norman, Okla.)	

Official Basketball Box Score -- Game Totals -- Final Statistics  
Georgia Tech vs #4/4 Oklahoma  
03/24/09 8:30 p.m. at Carver-Hawkeye Arena - Iowa City, IA

Georgia Tech 50 • 22-9

#	Player	Total		3-Ptr		Rebounds			PF	TP	A TO Blk			Stl	Min
		FG-FGA	FG-FGA	FT-FTA	FT-FTA	Off	Def	Tot			A TO Blk	A TO Blk	A TO Blk		
34	Hemingway, Iasia	4-12	0-5	2-2	4 2	6	2	10	2	5	1	2	33		
35	Ardossi, Brigitte	5-13	0-0	1-2	3 3	6	3	11	1	1	0	0	33		
45	Goodlett, Sasha	0-6	0-0	8-10	4 3	7	2	8	0	4	1	0	32		
01	Williams, Jacqua	0-9	0-4	1-2	0 1	1	4	1	4	2	0	0	18		
23	Foster, Deja	6-15	0-0	3-4	1 2	3	15	2	1	0	1	1	34		
02	Bennett, Mo	2-6	1-4	0-0	1 1	2	0	5	3	1	0	0	15		
05	Walshour, Metra	0-0	0-0	0-0	0 0	0	3	0	0	0	0	1	24		
12	Turner, Tabitha	0-0	0-0	0-0	0 0	0	0	0	0	0	0	0	1		
32	Riggins, Chelsea	0-2	0-0	0-0	1 5	6	1	0	1	0	0	0	10		
Team					4 1	5									
Totals		17-63	1-13	15-20	18 18	36	18	50	13	15	2	4	200		
FG % 1st Half:		12-34	35.3%	2nd half:	5-29	17.2%	Game:	17-63	27.0%	Deadball Rebounds					
3FG % 1st Half:		1-8	12.5%	2nd half:	0-5	0.0%	Game:	1-13	7.7%						
FT % 1st Half:		4-6	66.7%	2nd half:	11-14	78.6%	Game:	15-20	75.0%						

#4/4 Oklahoma 69 • 29-4

#	Player		Total		3-Ptr		Rebounds			PF	TP	A	To	Blk	Stl	Min
			FG-FGA	FG-FGA	FT-FTA	Off	Def	Tot								
01	Stevenson, Nyeshia	f	3-6	0-3	2-2	0	2	2	1	8	3	2	0	1	29	
05	Paris, Ashley	f	4-13	0-0	0-0	6	10	16	4	8	3	1	0	0	30	
03	Paris, Courtney	c	4-10	0-0	1-1	1	9	10	4	9	1	1	6	1	26	
13	Robinson, Danielle	f	5-5	0-0	7-7	0	3	3	1	17	7	4	0	2	35	
25	Hand, Whitney	g	5-9	3-6	2-2	1	1	2	2	15	2	2	0	1	37	
04	Olajuwon, Abi		0-0	0-0	1-2	1	1	2	3	1	0	2	0	0	7	
10	Roethlisberger, C		4-5	0-1	0-0	0	1	1	3	8	0	1	1	0	18	
14	Willis, Lauren		0-0	0-0	0-0	0	0	0	0	0	0	0	0	0	1	
15	Winchester, Carolyn		0-0	0-0	0-0	0	0	0	0	0	0	0	0	0	1	
21	Thompson, Amanda		0-1	0-0	1-2	0	0	0	0	1	0	0	0	0	3	
31	Hammond, Rose		0-1	0-0	0-0	0	0	0	0	0	0	0	0	0	1	
45	Hartman, Jasmine		1-1	0-0	0-0	0	1	1	0	2	1	1	0	0	5	
53	Vining, Jenny		0-2	0-1	0-0	0	0	0	0	0	0	2	0	0	7	
	Team					0	4	4								
			26.50	9.44	14.40	0	10	20	10	20	17.46	7	5	0		



# NCAA TOURNAMENT BOX SCORES

## '11 Georgia Tech Bowling Green March 19, 2011 | St. Johns Arena (Columbus, Ohio)

69  
58

Official Basketball Box Score -- Game Totals -- Final Statistics  
Bowling Green vs Georgia Tech  
3/19/11 11:20 AM ET at St. John Arena, Columbus, Ohio

### Bowling Green 58 • 28-5

#	Player	Total			Rebounds			PF	TP	A	TO	Blk	Stl	Min
		FG-FGA	3-FGA	FT-FTA	Off	Def	Tot							
04	HENNEGAN, Maggie	1-5	0-0	0-0	0	0	0	3	2	0	3	2	1	23
04	UHL, Jen	2-2	0-0	0-0	1	2	3	2	4	0	3	0	0	26
05	PROCHASKA, Lauren	5-16	0-1	9-9	2	3	5	4	19	1	3	0	0	38
06	PONTIUS, Tracy	4-8	1-3	0-2	0	1	1	2	9	1	6	0	1	37
21	STEFFEN, Chrissy	5-6	1-2	5-5	1	4	5	1	16	2	3	1	0	37
11	HALFHILL, Jillian	0-0	0-0	0-0	0	0	0	0	0	0	0	0	0	0+
14	SLAGLE, Jessica	1-1	0-0	0-0	0	1	1	1	2	0	1	0	0	8
10	ALBERT, Chelsea	0-0	0-0	0-0	0	1	1	0	0	0	1	0	1	4
25	PAPENFUSS, Allison	0-1	0-0	2-2	1	2	3	1	2	0	3	0	1	4
42	HAVEL, Danielle	2-4	0-0	0-0	2	1	3	1	4	0	1	0	1	14
44	ZUERCHER, Kelly	0-0	0-0	0-0	0	0	0	1	0	1	0	0	0	5
Team					2			3			5			
Totals		20-43	2-6	16-18	9	18	27	16	58	5	25	3	5	200
FG % 1st Half: 11-22 50.0%		2nd half: 9-21 42.9%		Game: 20-43 46.5%		Deadball								
3FG % 1st Half: 0-2 0.0%		2nd half: 2-4 50.0%		Game: 2-6 33.3%		Rebounds								
FT % 1st Half: 10-10 100.0%		2nd half: 6-8 75.0%		Game: 16-18 88.9%										

### Georgia Tech 69 • 24-10

		Total			3-Ptr		Rebounds										
#	Player	FG-FGA	FG-FGA	FT-FTA	Off	Def	Tot	PF	TP	A	TO	Blk	Stl	Min			
32	Regins,Chelsea	f	2-4	0-0	1-1	2	2	4	5	1	1	1	0	26			
45	Goodlett,Sasha	c	8-15	0-0	3-3	3	0	3	4	19	2	4	2	28			
05	Walthour,Metra		3-9	0-5	3-4	0	2	2	1	9	3	2	0	39			
22	Montgomery,Alex	g	5-13	2-4	2-4	3	8	11	2	14	2	2	0	38			
23	Foster,Deja	g	1-2	0-0	0-0	1	1	2	4	2	1	4	0	20			
01	Maye,Dawnn		0-0	0-0	0-0	0	0	0	0	0	0	0	0	0+			
02	Bennett,Mo		2-2	0-0	2-3	1	1	2	1	6	0	1	0	5			
03	Taylor,Sharena		0-0	0-0	0-0	0	0	0	0	0	0	0	0	0+			
10	Hamilton-Carter,D		0-0	0-0	0-0	0	0	0	0	0	0	0	0	4			
14	Adams,LaQuanishia		1-1	0-0	0-0	1	1	2	1	2	0	0	0	6			
15	Marshall,Tyaunna		5-12	0-0	2-3	4	0	4	1	12	2	2	0	34			
44	Blain,Jasmine		0-0	0-0	0-0	0	0	0	0	0	0	0	0	0+			
Team						1	1	2									
Totals			27-58	2-9	13-18	16	16	32	18	69	11	16	3	13	200		
FG % 1st Half: 15-31		48.4%	2nd half: 12-27	44.4%	Game: 27-58	46.6%	Deadball										
3FG % 1st Half: 0-5		0.0%	2nd half: 2-4	50.0%	Game: 2-9	22.2%	Rebounds										
FT % 1st Half: 3-4		75.0%	2nd half: 10-14	71.4%	Game: 13-18	72.2%	2										

Officials: Mark Zentz, Michael McConnell, Angela Enlund  
Technical fouls: Bowling Green-None, Georgia Tech-None.  
Attendance: 5685

Score by periods	1st	2nd	Total
Bowling Green	32	26	58
Georgia Tech	33	36	69

Points	In	Off	2nd	Fast	Bench
BGSU	32	11	6	0	8
GT	44	22	16	4	20

## '11 Ohio State Georgia Tech March 21, 2011 | St. Johns Arena (Columbus, Ohio)

67  
60

Official Basketball Box Score -- Game Totals -- Final Statistics  
Georgia Tech vs #18/24 Ohio State  
3/21/11 7:20 PM ET at St. John Arena, Columbus, Ohio

### Georgia Tech 60 • 24-11

		Total			3-Ptr			Rebounds									
#	Player	FG-FGA	FG-FGA	FT-FTA	Off	Def	Tot	PF	TP	A	TO	Blk	Stl	Min			
32	Regins,Chelsea	f	4-8	0-0	0-0	7	1	8	2	8	1	2	0	2	34		
45	Goodlett,Sasha	c	6-12	0-0	0-0	3	3	6	3	12	1	4	0	1	34		
05	Walthour,Metra		6-16	1-5	2-2	1	1	2	5	15	3	2	0	4	40-		
22	Montgomery,Alex	g	3-15	1-11	0-0	0	9	9	2	7	2	1	1	1	37		
23	Foster,Deja	g	2-4	0-0	0-0	1	2	3	3	4	2	1	0	2	25		
01	Maye,Dawnn		0-1	0-0	0-0	0	0	0	0	0	0	0	0	0	0+		
02	Bennett,Mo		1-2	0-0	0-0	0	0	0	1	2	0	1	0	2	6		
14	Adams,LaQuanishia		0-1	0-0	0-0	0	0	0	0	0	0	0	0	0	2		
15	Marshall,Tyaunna		6-13	0-1	0-0	2	0	2	4	12	1	1	0	2	22		
Team						4	0	4				1			200		
Totals			28-72	2-17	2-2	18	16	34	20	60	10	13	1	14	220		
FG % 1st Half:		14-32	43.8%	2nd half:	14-40	35.0%	Game:	28-72	38.9%							Deadball Rebounds	
3FG % 1st Half:		0-5	0.0%	2nd half:	2-12	16.7%	Game:	2-17	11.8%								
FT % 1st Half:		2-2	100.0%	2nd half:	0-0	0.0%	Game:	2-2	100.0%								

### #18/24 Ohio State 67 • 24-9

		Total	3-Ptr	Rebounds										
#	Player	FG-FGA	FG-FGA	FT-FTA	Off	Def	Tot	PF	TP	A	TO	Blk	Stl	Min
42	Lavender, Jantel	10-14	0-0	1-2	1	10	11	2	21	1	3	1	1	40
33	Adams, Ashley	4-8	0-0	2-2	1	4	5	1	10	1	1	5	0	40
04	Hill, Tayler	3-6	0-2	5-7	1	0	1	0	11	5	5	0	0	38
21	Prahalis, Samantha	5-7	0-2	6-7	0	3	3	4	16	8	6	0	4	38
40	Johnson, Brittany	3-6	3-6	0-0	0	3	3	0	9	0	4	0	1	38
03	Stokes, Amber	0-1	0-0	0-0	0	1	1	1	0	0	1	0	1	6
Team					2	5	7			1				
Totals		25-42	3-10	14-18	5	26	31	8	67	15	21	6	7	200
FG % 1st Half: 11-20		55.0%	2nd half: 14-22	63.6%	Game: 25-42		59.5%	Deadball						
3FG % 1st Half: 2-6		33.3%	2nd half: 1-4	25.0%	Game: 3-10		30.0%	Rebounds						
FT % 1st Half: 5-7		71.4%	2nd half: 9-11	81.8%	Game: 14-18		77.8%	0						

Officials: Ron Dressander, Gina Cross, Mark Zentz  
Technical fouls: Georgia Tech-Regins,Chelsea, #18/24 Ohio State-Lavender, Jantel.  
Attendance: 3881

Score by periods	1st	2nd	Total
Georgia Tech	30	30	60
#18/24 Ohio State	29	38	67

Points	In	Off	2nd	Fast	Bench
GT	38	16	16	2	14
OSU	40	16	5	0	0

Last FG - GT 2nd-00:06, OSU 2nd-03:18.  
Largest lead - GT by 4 2nd-19:41, OSU by 13 2nd-08:02.  
GT led for 01:16, OSU led for 38:16, Game was tied for 00:28.

Score tied - 0 times.  
Lead changed - 4 times.

## '12 Georgia Tech Sacred Heart March 18, 2012 | Carmichael Arena (Chapel Hill, N.C.)

76  
50

Official Basketball Box Score -- Game Totals -- Final Statistics  
Sacred Heart vs Georgia Tech  
03/18/12 2:50 PM at Carmichael Arena, Chapel Hill

### Sacred Heart 50 • 27-6



## NCAA TOURNAMENT BOX SCORES

<b>'12</b> Baylor Georgia Tech <b>March 24, 2012   Wells Fargo Arena (Des Moines, IA)</b>	<b>'14</b> LSU Georgia Tech <b>March 23, 2014   Maravich Center (Baton Rouge, La.)</b>
---	--

Official Basketball Box Score -- Game Totals -- Final Statistics  
 Georgia Tech vs 1/1 Baylor  
 03/24/12 1:40 PM at Des Moines, Iowa (Wells Fargo Arena)

Georgia Tech 68 • 26-9

#	Player		Total	3-Ptr	Rebounds												
			FG-FGA	FG-FGA	FT-FTA	Off	Def	Total	PF	TP	A	TO	Blk	Stl	Min		
41	Gortnar, Tjasa	f	0-2	0-1	0-0	2	3	5	3	0	0	1	0	0	17		
45	Goodlett, Sasha	c	4-18	0-0	0-1	3	4	7	4	8	2	3	1	3	33		
01	Maye, Dawnn	g	2-6	0-1	2-4	3	1	4	1	6	4	3	0	1	17		
05	Walshour, Metra	g	4-8	2-5	0-0	1	0	1	2	10	2	5	1	2	25		
15	Marshall, Tyaunna	g	3-12	0-0	4-4	3	7	10	2	10	2	3	1	1	33		
02	Bennett, Mo		0-0	0-0	0-0	0	1	1	2	0	0	1	0	1	11		
03	Taylor, Sharena		0-0	0-0	0-0	0	0	0	0	0	0	0	0	0	2		
10	Hamilton-Carter, D.		0-0	0-0	0-0	0	0	0	3	0	0	0	0	0	6		
14	Adams, LaQuannisha		1-1	0-0	0-0	1	0	1	2	2	0	0	0	0	6		
23	Wallace, Sydney		12-22	8-12	0-0	1	2	3	32	0	3	0	0	0	33		
32	Regins, Chelsea		0-1	0-0	0-0	4	0	4	2	0	1	0	0	0	17		
Team						7	1	8					1				
Totals			26-70	10-19	6-9	25	19	44	24	68	11	20	3	8	200		
FG % 1st Half:		9-30	30.0%	2nd half:	17-40	42.5%	Game:		26-70	37.1%						Deadball	
3FG % 1st Half:		4-9	44.4%	2nd half:	6-10	60.0%	Game:		10-19	52.6%						Rebounds	
FT % 1st Half:		100.0%		2nd half:	2-2	100.0%	Game:		10-19	52.6%							

FG % 1st Half: 9-30 30.0% 2nd half: 17-40 42.5% Game: 26-70 37.1%  
 3FG % 1st Half: 4-9 44.4% 2nd half: 6-10 60.0% Game: 10-19 52.6%  
 FT % 1st Half: 4-4 100.0% 2nd half: 2-5 40.0% Game: 6-9 66.7%

1/1 Baylor 83 • 37-0

#	Player		FG-FTA	3-Ptr	Rebounds			PF	TP	A	TO	Blk	Stl	Min
					FT-FTA	Off	Def	Tot						
10	Williams, Destiny	f	9-10	0-0	0-0	4	1	5	1	18	1	1	1	26
42	Griner, Brittney	f	13-18	0-0	9-11	3	7	10	2	35	2	1	6	32
00	Sims, Odyssey	g	3-7	1-3	4-6	1	0	1	1	11	1	1	0	28
01	Hayden, Kimetria	g	2-7	0-2	1-2	1	0	1	1	5	3	3	0	27
03	Madden, Jordan	g	0-4	0-0	0-0	0	0	0	2	0	3	1	1	25
14	Robertson, Makenzie		0-2	0-1	2-2	0	1	1	0	2	1	2	0	7
20	Condrey, Terran		0-0	0-0	0-0	0	3	3	0	0	2	0	0	22
22	Agbuke, Sune		0-0	0-0	2-2	0	0	0	1	2	0	0	0	6
24	Field, Ashley		0-1	0-0	1-2	0	0	0	0	1	0	0	0	6
25	Palmer, Lindsay		0-0	0-0	0-0	0	1	1	2	0	0	0	0	6
32	Pope, Brooklyn		3-7	0-0	3-5	2	6	8	2	9	1	2	2	15
Team						2	1	3						
Totals			30-56	1-6	22-30	13	20	33	12	83	14	11	10	200
FG % 1st Half: 16-30 53.3% 2nd half: 14-26 53.8% Game: 30-56 53.6% Deshaun														
3FG % 1st Half: 0-3 0.0% 2nd half: 1-3 33.3% Game: 1-6 16.7% 1.1														
FT % 1st Half: 10-14 71.4% 2nd half: 12-16 75.0% Game: 22-30 73.3%														

FG % 1st Half: 16-30 53.3% 2nd half: 14-26 53.8% Game: 30-56 53.6%  
 3FG % 1st Half: 0-3 0.0% 2nd half: 1-3 33.3% Game: 1-6 16.7%  
 FT % 1st Half: 10-14 71.4% 2nd half: 12-16 75.0% Game: 22-30 73.3%

Officials: Lisa Mattingly, Penny Davis, William L. Smith  
 Technical fouls: Georgia Tech-None. 1/1 Baylor-None.  
 Attendance: 7941

Score by periods	1st	2nd	Total
Georgia Tech	26	42	68
1/1 Baylor	42	41	83

Last FG - GT 2nd-00:52, BU 2nd-06:29  
 Largest lead - GT by 4 1st-16:50, BU by 31 2nd-06:29  
 GT led for 01:55, BU led for 37:10. Game was tied for 00:55.

Points	In	Off	2nd	Fast	Bench
GT	16	17	21	6	34
BU	54	25	12	8	14

Score tied - 2 times.  
 Lead changed - 6 times.

Official Basketball Box Score -- Game Totals -- Final Statistics  
 Georgia Tech vs LSU  
 03/23/14 11:30 am at Baton Rouge, La. (Maravich Center)

Georgia Tech 78 • 20-12

#	Player	Total			3-Ptr			Rebounds			PF	TP	A	TO	Blk	Stl	Min
		FG-FGA	FG-FGA	FT-FTA	Off	Def	Tot	Off	Def	Tot							
54	Roddreka Rogers	f	2-6	0-0	0-0	3	1	4	0	4	2	0	0	0	15		
24	Shayla Bivins	c	0-0	0-0	0-0	1	0	1	2	0	0	0	1	0	6		
03	Kaela Davis	g	4-14	2-7	6-6	0	1	1	3	16	1	3	1	0	39		
15	Tyaunna Marshall	g	9-19	0-1	2-3	3	4	7	2	20	3	3	1	4	33		
23	Sydney Wallace	g	9-22	2-13	0-0	0	2	2	1	20	1	1	0	1	36		
01	Dawnn Maye		1-2	0-0	0-0	0	2	2	5	2	0	2	0	5	20		
02	Aaliyah Whiteside		2-6	0-1	1-2	1	2	3	3	5	1	1	0	2	22		
10	Katarina Vuckovic		0-1	0-0	0-0	0	0	0	0	0	0	0	0	0	2		
11	Nariah Taylor		3-5	0-0	5-6	0	5	5	4	11	1	2	2	0	22		
12	Frida Fogdemark		0-0	0-0	0-0	1	0	1	0	0	0	0	0	0	1		
40	Gabrielle Holston		0-1	0-0	0-0	1	0	1	3	0	1	2	0	2	4		
Team						2	1	3									
Totals			30-76	4-22	14-17	12	18	30	23	78	10	15	5	14	200		
FG % 1st Half: 17-33		51.5%	2nd half: 13-43	30.2%	Game: 30-78		39.5%										Deadball Rebounds
3FG % 1st Half: 3-8		37.5%	2nd half: 1-14	7.1%	Game: 4-22		18.2%										
FT % 1st Half: 7-7		100.0%	2nd half: 7-10	70.0%	Game: 14-17		82.4%										

FG % 1st Half: 17-33 51.5% 2nd half: 13-43 30.2% Game: 30-76 39.5%  
 3FG % 1st Half: 3-8 37.5% 2nd half: 1-14 7.1% Game: 4-22 18.2%  
 FT % 1st Half: 7-7 100.0% 2nd half: 7-10 70.0% Game: 14-17 82.4%

LSU 98 • 20-12

#	Player	Total			3-Ptr		Rebounds			PF	TP	A	TO	Blk	Stl	Min
		FG-FGA	FG-FGA	FT-FTA	Off	Def	Tot	Off	Def							
32	BALLARD, Danielle	f	7-17	0-1	10-12	7	10	17	3	24	4	7	0	2	35	
55	PLAISANCE, Theresa	f	8-17	0-1	5-6	3	8	11	3	21	0	1	0	1	34	
21	MCKINNEY, Shantea	c	5-5	0-0	4-6	4	2	6	1	14	0	2	6	1	32	
05	KENNEY, Jeanne	g	5-13	1-5	0-0	0	7	7	2	11	6	4	0	0	31	
11	MONCRIEF, Raigyne	g	3-5	0-0	0-0	1	2	3	2	6	1	1	0	0	8	
04	PEDERSEN, Anne		0-0	0-0	0-0	1	0	1	1	0	0	0	0	0	9	
10	RHODES, Jasmine		0-0	0-0	0-0	0	1	1	0	0	0	0	0	0	2	
13	HILL, Rina		1-3	0-0	1-2	0	0	0	1	3	1	2	0	0	10	
24	HARDEN, DaShawn		5-8	3-3	4-4	2	2	4	3	17	1	5	0	1	28	
42	BOYKIN, Sheila		1-2	0-0	0-0	0	0	0	2	2	1	1	1	1	11	
Team						3	4	7								
Totals			35-70	4-10	24-30	21	36	57	18	98	14	23	7	6	200	
FG % 1st Half: 48.41		43.9%		2nd half: 17.29		58.6%		Game: 35-70		50.0%		2nd half: 1-4		25.0%		Deadball Rebounds
3FG % 1st Half: 0.00		0.0%		2nd half: 0.00		0.0%		Game: 0-0		0.0%		2nd half: 0-0		0.0%		
FT % 1st Half: 12.14		85.7%		2nd half: 12.14		75.0%		Game: 24-30		80.0%		2nd half: 1-1		100.0%		

FG % 1st Half: 18-41 43.9% 2nd half: 17-29 58.6% Game: 35-70 50.0%  
 3FG % 1st Half: 3-6 50.0% 2nd half: 1-4 25.0% Game: 4-10 40.0%  
 FT % 1st Half: 12-14 85.7% 2nd half: 12-16 75.0% Game: 24-30 80.0%

Officials: R. Jack Jones; U1: Maj Foresberg; U2: Pualani Spurlock  
 Technical fouls: Georgia Tech-None. LSU-None.  
 Attendance:  
 2014 NCAA Tournament First Round

Score by periods	1st	2nd	Total
Georgia Tech	44	34	78
LSU	51	47	98

Last FG - GT 2nd-02:59, LSU 2nd-00:16.  
 Largest lead - GT None, LSU by 20 2nd-07:40.  
 GT led for 00:00, LSU led for 39:36. Game was tied for 00:13.

Points	In	Off	2nd	Fast	Bench
GT	32	25	9	4	18
LSU	44	11	23	4	22

Score tied - 0 times.  
 Lead changed - 0 times.



*WITH A STORIED PAST AND BRIGHT FUTURE, ACC WOMEN'S BASKETBALL IS*

# *BETTER THAN* **EVER**



*ACCN brings you over 60 thrilling games plus inside access, analysis and highlights of the YELLOW JACKETS all season long.*



**GetACCN.com | @ACCNetwork**