

# TOGETHER WE STRIKE



2020-21 INFORMATION GUIDE  
**GEORGIA TECH®**



# ROSTER AT-A-GLANCE

## NUMERICAL

No.	Name	Pos.	Ht.	Wt.	Cl.	Exp.	Hometown (High School/College)
0	Michael Devoe	G	6-5	197	Jr.	2VL	Orlando, Fla. (Montverde Academy)
1	Kyle Sturdivant	G	6-2	198	So.	TR	Norcross, Ga. (Norcross HS/Southern California)
2	Saba Gigiberia	C/F	7-1	250	Fr.	HS	Tbilisi, Georgia (Prolific Preparatory School [Napa, Calif.])
3	Bubba Parham	G	5-10	160	Sr.	1VL	Snellville, Ga. (Brookwood HS/VMI)
4	Jordan Usher	G/F	6-7	213	Sr.	1VL	Canton, Ga. (Wheeler HS/Southern California)
5	Moses Wright	F	6-9	233	Sr.	3VL	Raleigh, N.C. (William G. Enloe HS)
10	Jose Alvarado	G	6-0	179	Sr.	3VL	Brooklyn, N.Y. (Christ the King HS)
11	Tristan Maxwell	G	6-2	209	Fr.	HS	Charlotte, N.C. (North Mecklenburg HS)
12	Khalid Moore	F	6-7	200	Jr.	2VL	Briarwood, N.Y. (Archbishop Molloy HS)
13	Coleman Boyd	G	6-1	173	So.	1VL	Smyrna, Ga. (Mt. Bethel Christian Academy)
14	David Didenko	F	6-9	233	Jr.	1VL	Yakutsk, Russia (Boca Raton [Fla.] Community School/Palm Beach State)
23	Jordan Meka	C/F	6-8	224	Fr.	HS	Yaoundé, Cameroon (Mt. Bethel Christian Academy [Marietta, Ga.])
24	Rodney Howard	C/F	6-10	241	So.	TR	Ypsilanti, Mich. (Legacy Charter School [Greenville, S.C.]/Georgia)
34	Niko Broadway	G	6-3	195	So.	1VL	Atlanta, Ga. (St. Pius X HS)
35	Jehloni James	F	6-6	180	So.	HS	Sugar Hill, Ga. (Lanier HS)
45	Shaheed Medlock	G	6-5	196	Sr.	3VL	Chicago, Ill. (Ware County HS, Waycross, Ga.)
55	Malachi Rice	G	6-0	186	Sr.	3VL	Indianapolis, Ind. (Brebeuf Jesuit Preparatory School)

## ALPHABETICAL

No.	Name	Pos.	Ht.	Wt.	Cl.	Exp.	Hometown (High School/College)
10	Jose Alvarado	G	6-0	179	Sr.	3VL	Brooklyn, N.Y. (Christ the King HS)
13	Coleman Boyd	G	6-1	173	So.	1VL	Smyrna, Ga. (Mt. Bethel Christian Academy)
34	Niko Broadway	G	6-3	195	So.	1VL	Atlanta, Ga. (St. Pius X HS)
0	Michael Devoe	G	6-5	197	Jr.	2VL	Orlando, Fla. (Montverde Academy)
14	David Didenko	F	6-9	233	Jr.	1VL	Yakutsk, Russia (Boca Raton [Fla.] Community School/Palm Beach State)
2	Saba Gigiberia	C/F	7-1	250	Fr.	HS	Tbilisi, Georgia (Prolific Preparatory School [Napa, Calif.])
24	Rodney Howard	C/F	6-10	241	So.	TR	Ypsilanti, Mich. (Legacy Charter School [Greenville, S.C.]/Georgia)
35	Jehloni James	F	6-6	180	So.	HS	Sugar Hill, Ga. (Lanier HS)
11	Tristan Maxwell	G	6-2	209	Fr.	HS	Charlotte, N.C. (North Mecklenburg HS)
45	Shaheed Medlock	G	6-5	196	Sr.	3VL	Chicago, Ill. (Ware County HS, Waycross, Ga.)
23	Jordan Meka	C/F	6-8	224	Fr.	HS	Yaoundé, Cameroon (Mt. Bethel Christian Academy [Marietta, Ga.])
12	Khalid Moore	F	6-7	200	Jr.	2VL	Briarwood, N.Y. (Archbishop Molloy HS)
3	Bubba Parham	G	5-10	160	Sr.	1VL	Snellville, Ga. (Brookwood HS/VMI)
55	Malachi Rice	G	6-0	186	Sr.	3VL	Indianapolis, Ind. (Brebeuf Jesuit Preparatory School)
1	Kyle Sturdivant	G	6-2	198	So.	TR	Norcross, Ga. (Norcross HS/Southern California)
4	Jordan Usher	G/F	6-7	213	Sr.	1VL	Canton, Ga. (Wheeler HS/Southern California)
5	Moses Wright	F	6-9	233	Sr.	3VL	Raleigh, N.C. (William G. Enloe HS)

**Head Coach:** Josh Pastner (Arizona, 1997), 5th season

**Associate Head Coach:** Eric Reveno (Stanford, 1989), 5th season

**Assistant Coach:** Julian Swartz (Carroll College, 2005), 5th season

**Assistant Coach:** Anthony Wilkins (Kent State, 2013), 3rd season

**Director of Operations:** Tyler Benson (St. Bonaventure, 2009), 5th season

**Associate Director of Player Personnel:** B.J. Elder (Georgia Tech, 2014), 2nd season

**Director of Scouting:** Hayden Sheridan (Arizona, 2016), 3rd season

**Player Development Coach:** Dr. Dan Taylor (Franklin Pierce, 2002), 5th season

**Athletic Trainer:** Richard Stewart (Salisbury, 2005), 14th season

## Pronunciations

Jose Alvarado	AL-vuh-ROD-oh
David Didenko	duh-DENK-oh
Saba Gigiberia	SOB-uh GEE-GEE-buh-REE-uh (hard G)
Jordan Meka	MECK-uh
Khalid Moore	kuh-LEED
Bubba Parham	PAR-um
Eric Reveno	REV-uh-no
Malachi Rice	MAL-uh-kye

## BY CLASS

Sophomore: Coleman Boyd, Niko Broadway, Rodney Howard, Jehloni James, Kyle Sturdivant

Juniors: Michael Devoe, David Didenko, Khalid Moore

Seniors: Jose Alvarado, Shaheed Medlock, Bubba Parham, Malachi Rice, Jordan Usher, Moses Wright

Freshmen: Saba Gigiberia, Tristan Maxwell, Jordan Meka

## BY STATE/COUNTRY

Cameroon: Jordan Meka (by way of Marietta, Ga.)

Florida: Michael Devoe

Georgia: Coleman Boyd, Niko Broadway, Rodney Howard, Jehloni James, Bubba Parham, Kyle Sturdivant, Jordan Usher

Georgia (Republic of): Saba Gigiberia

Illinois: Shaheed Medlock

Indiana: Malachi Rice

New York: Jose Alvarado, Khalid Moore

North Carolina: Tristan Maxwell, Moses Wright

Russia: David Didenko (by way of Florida)

## BY MAJOR

Aerospace Engineering: Jehloni James, Kyle Sturdivant

Business Administration: Coleman Boyd, Michael Devoe, David Didenko, Tristan Maxwell, Shaheed Medlock, Jordan Meka, Khalid Moore, Malachi Rice, Jordan Usher, Moses Wright

History, Technology & Society: Bubba Parham

Industrial Design: Saba Gigiberia

Industrial Engineering: Niko Broadway

Literature, Media & Communication: Jose Alvarado

Public Policy: Rodney Howard

## BY HEIGHT

5-10	Bubba Parham
6-0	Jose Alvarado, Malachi Rice
6-1	Coleman Boyd
6-2	Tristan Maxwell, Kyle Sturdivant
6-3	Niko Broadway
6-5	Michael Devoe, Shaheed Medlock
6-6	Jehloni James
6-7	Khalid Moore, Jordan Usher
6-8	Jordan Meka
6-9	David Didenko, Moses Wright
6-10	Rodney Howard
7-1	Saba Gigiberia



# RADIO/TV ROSTER



**Jose Alvarado**  
G • 6-0 • Sr.

10



**Coleman Boyd**  
G • 6-1 • So.

13



**Niko Broadway**  
G • 6-3 • So.

34



**Michael Devoe**  
G • 6-5 • Jr.

0




**David Didenko**  
F • 6-9 • Jr.

14



**Saba Gigiberia**  
C • 7-1 • Fr.

2



**Rodney Howard**  
F • 6-10 • So.

24



**Jehloni James**  
F • 6-6 • So.

35



**Tristan Maxwell**  
G • 6-2 • Fr.

11



**Shaheed Medlock**  
G • 6-5 • Sr.

45




**Jordan Meka**  
F • 6-8 • Fr.

23




**Khalid Moore**  
F • 6-7 • Jr.

12



**Bubba Parham**  
G • 5-10 • Sr.

11



**Malachi Rice**  
G • 6-0 • Sr.

55




**Kyle Sturdivant**  
G • 6-2 • So.

1



**Jordan Usher**  
G/F • 6-7 • Sr.

4



**Moses Wright**  
F • 6-9 • Sr.

5



**Josh Pastner**  
Head Coach



**Eric Reveno**  
Associate Head Coach



**Julian Swartz**  
Assistant Coach



**Anthony Wilkins**  
Assistant Coach



**Tyler Benson**  
Director of Operations



**B.J. Elder**  
Director of Player Personnel



**Hayden Sheridan**  
Director of Scouting



# ALWAYS RISING



## EVERY HALF. EVERY GAME. EVERY SEASON.

A banner moment is defined by a few seconds changing the course of history. And no conference delivers more of them than the ACC. Always leading. Always redefining. Always Rising. Witness the moments from tipoff until the confetti showers on ACCN.

GetACCN.com | @ACCNetwork





## GEORGIA TECH 2020-21 BASKETBALL INFORMATION GUIDE



## GEORGIA TECH ATHLETIC ASSOCIATION

150 Bobby Dodd Way NW  
Atlanta, GA 30332  
404-894-5400  
[www.RamblinWreck.com](http://www.RamblinWreck.com)  
Twitter: @GTathletics  
Facebook: GTathletics  
Instagram: @GTathletics  
YouTube: RamblinWreckTube

### CREDITS

#### EDITOR

Mike Stamus

#### EDITORIAL ASSISTANCE

Mike Flynn, Liz Ryan,  
Andrew Clausen, Eric Burgher, McKinley Ward-  
LaSalle, and many former communications  
staff members and student assistants

#### PHOTOGRAPHY

Danny Karnik, Clyde Click,  
Anthony McClellan

#### PRINTING

Bennett Graphics  
125 Royal Woods Court, Suite 100  
Tucker, GA 30084

© 2019, Georgia Tech Athletic Association



### General Information

Rosters, Pronunciations	Inside front cover
Quick Facts	2
Staff Directory	2
2020-21 Schedule	3
Media Information	3
Directions	3
Notebook	4-8
McCamish Pavilion	9
Zelnak Center/Luck Building	10

### Player Bios

Jose Alvarado	12
Coleman Boyd	26
Niko Broadway	26
Michael Devoe	22
David Didenko	27
Saba Gigiberia	30
Rodney Howard	28
Jehloni James	30
Tristan Maxwell	30
Shaheed Medlock	20
Jordan Meka	30
Khalid Moore	24
Bubba Parham	14
Malachi Rice	21
Kyle Sturdivant	29
Jordan Usher	16
Moses Wright	18

### Staff/Administration

Head coach Josh Pastner	32-35
Associate Head Coach Eric Reveno	36
Assistant Coach Julian Swartz	37
Assistant Coach Anthony Wilkins	37
Support Staff	38-39
Director of Athletics Todd Stansbury	40
Institute President Dr. Angel Cabrera	41
Faculty Athletics Representative Dr. Baratunde Cola	42
Athletic Administration	41-42

### Last year

2019-20 Statistics	44-47
2019-20 Game Summaries	48-58
2019-20 Superlatives	58-59

### Record Book

Career Records/Leaders	62-63
Season Records/Leaders	64-71
Single-Game Records/Highs	72-77
McCamish Pavilion Highs	78
Career Stats of Notable Players	79-86

### History

All-Americans/National Honors	88
ACC/Conference Honors	89
Players in the NBA	90
Tech and International Basketball	91
Georgia Tech Hall of Fame/Retired Jerseys	92
ACC Performance Breakdown	93
Tech's ACC Tournament History	94-95
Tech's NCAA Tournament / NIT History	96-101
Tech in Regular-Season Tournament Events	102-103
Letterwinners All-Time	104
Numerical Roster All-Time	105
Starting Lineups	106-107
Coaching History	107
Year-by-Year At-A-Glance	108
Tech vs. No. 1	109
Tech in the National Rankings	110
Year-by-Year Results	111-124
Tech vs. the Conferences	125
Series History vs. All Opponents	126-140
Tech in Overtime	141
Miscellaneous History	142



## GEORGIA TECH AT-A-GLANCE

## Georgia Tech Quick Facts

Official Name:	Georgia Institute of Technology
Location:	Atlanta, Ga.
Enrollment:	35,000
Founded:	1885
Colors:	Old Gold and White
Nickname:	Yellow Jackets, Ramblin' Wreck
Mascot:	Buzz (Yellow Jacket)
Fight Songs:	Ramblin' Wreck, White and Gold
Conference:	Atlantic Coast (ACC)
Home Arena:	McCamish Pavilion (capacity 8,600)
President:	Dr. Angel Cabrera
Director of Athletics:	Todd Stansbury
Faculty Rep. for Athletics:	Dr. Baratunde Cola
Head Coach:	Josh Pastner (Arizona, 1997)
Record at Tech:	65-67 ! (5th season)
Overall:	232-140 ! (12th season)
ACC Regular Season:	31-43 !
ACC Tournament:	0-3
NCAA Tournament:	2-4

Associate Head Coach:	Eric Reveno (Stanford, 1989), 5th season
Assistant Coach:	Julian Swartz (Carroll College, 2005), 5th season
Assistant Coach:	Anthony Wilkins (Kent State, 2013), 3rd season
Assoc. Dir. of Player Personnel:	B.J. Elder (Georgia Tech, 2014)
Director of Operations:	Tyler Benson (St. Bonaventure, 2009)
Director of Scouting:	Hayden Sheridan (Arizona, 2016)
Player Development Coach:	Dr. Dan Taylor (Franklin Pierce, 2002)

**Athletic Trainer:** Richard Stewart (Salisbury, 2005)  
*! On-court record (Georgia Tech had 22 wins and one loss during the 2016-17 and 2017-18 seasons vacated by the NCAA's Committee on Infractions.)*

## Basketball History

105th season:	1st game, Feb. 17, 1906 vs. Auburn
All-time Record:	1,393-1,258 !
Winning/Losing/500 Seasons:	53 / 47 / 4
NCAA Appearances (16):	23-16 record
1960, 1985, 1986, 1987, 1988, 1989, 1990, 1991, 1992, 1993, 1996, 2001, 2004, 2005, 2007, 2010	
Final Fours (2):	1990, 2004
NIT Appearances (8):	10-8 record
1970, 1971, 1984, 1994, 1998, 1999, 2003, 2016	
ACC Championships (3):	1985, 1990, 1993
ACC Regular-Season Titles (2):	1985 (tie), 1996
ACC Regular-Season Record (41st season):	265-385 !
ACC Tournament Record:	26-37
SEC Championships (1):	1938
SEC Regular-Season Titles (1):	1937
SEC Regular-Season Record (1932-64):	201-207
Metro Conference Regular-Season Record (1975-78):	9-10
Metro Conference Tournament Record:	4-3
Record at McCamish Pavilion:	93-50 ! (7th season)
Record at Alexander Memorial Coliseum:	556-194 (55 seasons, 1956-2011)
Record at Philips Arena:	7-11
Record at Arena at Gwinnett Center:	4-1
Record at Georgia Dome:	9-5
All-Time Head Coaches:	14
ACC Head Coaches:	5
All-America Selections:	14 (12 players)
Consensus All-Americans:	2
First-Team All-Americans:	5
National Players of the Year:	1
All-ACC Selections:	52 times (31 players)
ACC Players of the Year:	2
ACC Rookies of the Year:	11
ACC Coaches of the Year:	5 (3 coaches)
ACC Tournament MVPs:	3
ACC All-Freshman Team:	15

*\*Georgia Tech had 22 wins during the 2016-17 and 2017-18 seasons vacated by the NCAA's Committee on Infractions.*

## Georgia Tech Communications

Main Phone	404-894-5445
Fax	404-894-1248
Mailing/Shipping Address	
150 Bobby Dodd Way, Atlanta, GA 30332-0455	
Press Row Phone	404-894-5458
Official Athletics Website	Ramblinwreck.com

## Social Media Outlets

Twitter	@GTMBB
Instagram	GTmensbasketball
Facebook	Facebook.com/gatechbasketball
YouTube	YouTube.com/ramblinwrecktube
Josh Pastner Twitter	@GTJosh Pastner

## Yellow Jackets on the Air

The Georgia Tech Sports Network  
Presented by Learfield IMG College

Sports Radio 680 the Fan (WCNN) is the Atlanta flagship station for Georgia Tech basketball, simulcasting Yellow Jackets' games on 680 AM and 93.7 FM. Every broadcast is also available for free through the Georgia Tech GameDay app.

Pre-game coverage begins 30 minutes prior to tipoff. For a complete list of affiliates carrying the games, visit [Ramblinwreck.com/radiotv](http://Ramblinwreck.com/radiotv). Tech games are available on SiriusXM Satellite Radio through an agreement with the ACC and through the TuneIn radio app.

Andy Demetra is in his fifth year as the radio play-by-play "Voice of the Yellow Jackets" for both football and men's basketball, as well as handling a number of live streaming broadcasts for women's basketball and baseball on ACC Network Extra. Demetra joined the Yellow Jackets following 10 years as a member of the broadcast team at the University of South Carolina, where he was honored as the South Carolina Broadcasters Association Radio SportsCaster of the Year in 2005 and 2006.

Former WXIA-TV sports personality Randy Waters is in his 27th season as color analyst on the network. Waters, an Ohio native, has worked in the Atlanta area for more than 30 years and has been honored several times with local and regional Emmy awards during his career as a sports anchor at WXIA-TV.

Engineer/producer Miller Pope, in his 25th season, is a longtime fixture of the network for its football and men's basketball broadcasts, having worked games since the 1980s with Brad Nessler, Al Ciraldo and Wes Durham.

IMG studio host is Dan Cordtz, an Atlanta native and graduate of the Marist School.

The Georgia Tech Sports Network is under the direction of General Manager, Dave Bouteiller.

## GT:60 Weekly Radio Show

The GT:60 weekly radio show, featuring head coach Josh Pastner and co-hosted with play-by-play voice Andy Demetra, will air each Monday at 7 p.m. beginning in December on the Georgia Tech Sports Network presented by Learfield IMG College (affiliate list at [Ramblinwreck.com/radiotv](http://Ramblinwreck.com/radiotv)) and in the Atlanta area on WCNN-AM (680 AM and 93.7 FM). Each show is also available live, for free on the Georgia Tech GameDay App and the TuneIn radio app.

## Georgia Tech Basketball with Josh Pastner

The Georgia Tech Basketball Report with Josh Pastner, co-hosted with Andy Demetra, airs regionally on Fox Sports Southeast each week (6 p.m. Fridays, 11 a.m. Saturdays). **Fox Sports Southeast Channel Finder:** Comcast 45 SD & 805 HD, DirecTV 649, Dish 437, UVerse 729 SD and 1729 HD. The show is produced by Learfield IMG College.

## Staff Directory

E-mail addresses for all of the below are first initial and last name followed by [@athletics.gatech.edu](mailto:@athletics.gatech.edu), except where noted.

## Administration

Todd Stansbury / Director of Athletics.....	404-894-5411
Dr. Charles L. Isbell, Jr. / Facility Athletics Representative.....	
Jack Thompson / Special Assistant to the Director of Athletics.....	404-894-5427
Mark Rountree / Deputy Director of Athletics.....	404-894-3780
Ayo Taylor-Dixon / Senior Associate AD/External Operations.....	404-894-6265
Joeleen Akin / Assoc. AD/Student-Athlete Development/SWA.....	404-894-4462
Shoshana Engel / Associate AD/Compliance.....	404-894-8792
Dr. Angelo Galante / Associate AD/Sports Medicine.....	404-894-5460
Jim Hall / Associate VP for Development (Athletics).....	404-894-8219
Jeff Keisler / Associate AD/Annual Giving & Engagement.....	404-894-4426
Phyllis LaBaw / Associate AD/Student Services.....	404-803-8950
Marvin Lewis / Associate AD/Administration & Finance.....	404-894-8129
Doug Allvine / Assistant AD/Innovation.....	404-894-9019
Selinda Biggers / Assistant AD/Business Operations.....	404-894-9684
Andy Blanton / Assistant AD/Video & Broadcast Services.....	404-894-8312
Chris Breen / Assistant AD/Student Services.....	646-879-4487
Anthony Bridges / Assistant AD/IT Operations.....	404-894-0475
Mike Castle / Assistant AD/Ticket Operations.....	404-894-5447
Mike Flynn / Assistant AD/Communications & PR.....	404-894-5445
Lance Markos / Assistant AD/Compliance.....	404-894-5507
Todd McCarthy / Assistant AD/Sports Video Operations.....	678-464-9520
Simit Shah / Assistant AD/Brand & Ideation.....	
Leah Thomas / Assistant AD/Student-Athlete Development.....	404-759-0626
John D. Tweedy / Assistant AD/Facilities, Operations & Events.....	404-894-5431

## Basketball Office (main # 404-894-4424)

Josh Pastner / Head Coach	404-894-4424
Eric Reveno / Associate Head Coach	404-894-4424
Anthony Wilkins / Assistant Coach	404-894-4424
Julian Swartz / Assistant Coach	404-894-4424
Tyler Benson / Director of Operations	404-894-4424
Shawn Valentine / Assistant Director of Operations	404-894-4424
B.J. Elder / Director of Player Personnel	404-894-4424
Hayden Sheridan / Director of Scouting	404-894-4424
Dr. Dan Taylor / Player Development Coach	404-385-7118
Richard Stewart / Associate Director Sports Medicine	404-894-2529
Ellie Cantkier / Programs and Operations Manager	404-894-4424
Amanda Brown / Associate Director Academic Services	404-368-8230
Shelby Varner / Academic Support Coordinator	404-368-8230

Communications and Public Relations  
(main # 404-894-5445)

Mike Flynn / Assistant AD/Comm&PR (FB).....	828-964-6406
mflynn@athletics.gatech.edu	
Mike Stamus / Associate Director (MBB, golf).....	404-218-9723
mstamus@athletics.gatech.edu	
Liz Ryan / Assistant Director (WBB, WTE).....	404-431-9619
lryan@athletics.gatech.edu	
Andrew Clausen / Assistant Director (BSB, #2 FB, S&D).....	704-301-2818
aclausen@athletics.gatech.edu	
Eric Burgher / Intern (VB, SFB).....	773-805-2344
eburgher@athletics.gatech.edu	
McKinley Ward-LaSalle / Intern (S&D, T&F, MTEN).....	413-207-2604
msalle@athletics.gatech.edu	

## Radio Broadcast Crew

Andy Demetra (Play-by-Play).....	336-306-6672
ademetra@athletics.gatech.edu	
Randy Waters (Color).....	770-789-5157
rwaterswxia@yahoo.com	
Miller Pope (Engineer).....	404-310-1136
millerpope59@gmail.com	



# MEDIA INFORMATION

## Media Access Guidelines

Due to Covid-19 restrictions, all media access during the 2020-21 season, including non-game day sessions and post-game press conferences, will be conducted virtually via Zoom call.

The Yellow Jackets' student-athletes and coaches are generally available to the media prior to practices once prior to each game during the season. The practice schedule varies once the season begins, and media sessions will be scheduled and announced weekly.

*Georgia Tech's practices are closed to the public and the media even during normal times.*

Interview requests with student-athletes that need to be conducted at other times must be made through Mike Stamus in the communications office at least 24 hours in advance. These interviews will be scheduled around the student-athletes' availability and class schedule.

Media are asked not to contact student-athletes directly either by phone, text, social media or e-mail; they are instructed to refer media to the communications office. Every effort will be made to make players available when requested. Players are not available on game days until after the game.

## Interviews with Coach Pastner

Media wishing to speak with Coach Pastner at times other than regular media sessions or the ACC Teleconference must set up an appointment in advance through Mike Stamus in the communications office.

## Releases/Photos

Georgia Tech basketball releases, statistics, game notes and media advisories are distributed via e-mail to a list maintained by the communications office. Media wishing to be added to this list should send a request to Mike Stamus. Photographs and video are available on request.

## ACC Media Portal

Pool photography and video footage during games will be available via the ACC Media Portal. To register for the ACC Media Portal, please send an e-mail to [licensing@xosdigital.com](mailto:licensing@xosdigital.com).

Virtual media interviews from non-game days and post-game press conference will be available here.

## Ramblinwreck.com

**Ramblinwreck.com** - Georgia Tech's official athletics website is continuously updated with all of Tech's releases, statistics, game notes, biographies, feature material and other information. Game notes and bio updates are generally posted at least 24 hours prior to each game, while updated statistics and box scores are posted following each game.

## Home Game Media Credentials

Due to the ongoing Covid-19 pandemic, media credentials to cover Georgia Tech basketball for the season will be extremely limited. For Georgia Tech home games, media outlets must request credentials on a game-by-game basis via Georgia Tech athletics' online credentialing platform through SportsSystems.

Priority will be given to outlets based on regular coverage of Georgia Tech basketball, history of coverage and the reach of the outlet. Priority for media covering the visiting team will be set by that institution's athletics communications director.

Access the following site to apply for media credentials:  
<http://www.sportssystem.com/GTBasketball>.

## Game Day Media Procedures

- Per Atlantic Coast Conference guidelines, credentials will not be granted for on-court photographers or videographers. A pool photographer and videographer will provide photos and low-shot footage for all media outlets. Pool photography and video will be available via the ACC Media Portal.

- Local television stations may request credentials to shoot video from the concourse level in McCamish Pavilion. If space on the concourse is available, credentials will be granted, with priority given as outlined above.

- All credentials will be left for pickup at the media entrance at the Mark Moon Family (formerly West) Entrance of McCamish Pavilion, across the street from the Ken Byers Tennis Complex.

- All members of the media approved for a credential will be asked to complete a health questionnaire in advance of the game and submit to a temperature check before being allowed to pick up their credential and enter the stadium.

- Due to the limited seating in the press box, media members who are granted credentials but cannot attend for any reason are asked to notify Mike Stamus ([mstamus@athletics.gatech.edu](mailto:mstamus@athletics.gatech.edu)) as soon as possible, so that seat may be filled by another media member. Media outlets that are granted credentials but do not attend without prior notification are subject to having all future requests denied.

## ACC Coaches' Weekly Teleconference

The 15 ACC head basketball coaches will be featured on nine Monday teleconferences during the 2019-20 season, beginning on January 6, and continuing through March 2. Each coach will have 10 minutes to make an opening statement and answer questions. A replay of each teleconference will be posted on TheACC.com each Monday afternoon.

Contact Andy Fledderjohann at the ACC media relations office ([afledder@theacc.org](mailto:afledder@theacc.org)) for the call-in number and for the weekly schedule.

## 2020-21 Schedule

*Tentative as of Nov. 18*

N25	GEORGIA STATE	RSN	9 p.m.
N27	MERCER	RSN	8 p.m.
D6	Kentucky#	ESPN	5:30 p.m.
D9	at Nebraska+	tba	tba
D15	at Florida State	tba	tba
D18	FLORIDA A&M	RSN	7 p.m.
D20	DELAWARE STATE	ACCN	6 p.m.
D23	at Alabama-Birmingham	CBSSN	7:30 p.m.
D29/30	NORTH CAROLINA	tba	tba
J3	WAKE FOREST	tba	tba
J5/6	at Notre Dame	tba	tba
J9	at Louisville	tba	tba
J12/13	PITTSBURGH	tba	tba
J16	at NC State	tba	tba
J19/20	CLEMSON	tba	tba
J23	at Virginia	tba	tba
J26/27	at Duke	tba	tba
J30	FLORIDA STATE	tba	tba
F6	NOTRE DAME	tba	tba
F9/10	VIRGINIA	tba	tba
F13	at Clemson	tba	tba
F16/17	BOSTON COLLEGE	tba	tba
F20	at Miami	tba	tba
F23/24	at Virginia Tech	tba	tba
F27	SYRACUSE	tba	tba
M2/3	DUKE	tba	tba
M5/6	at Wake Forest	tba	tba
M9-13	ACC Tournament (Washington, D.C.)		

+ACC/Big Ten Challenge; #Holiday Hoopsgiving (State Farm Arena, Atlanta, Ga.)

All times Eastern; home games in ALL CAPS

(AP/USA) - rankings in AP/coaches polls at time of game, current rankings for upcoming games (v=receiving votes)



**Mike Flynn**  
Assistant AD / Communications  
and Public Relations



**Mike Stamus**  
Associate Director of  
Communications (MBB)



**McKinley Ward-LaSalle**  
Communications Intern



# GEORGIA TECH NOTEBOOK

## 2019-20 Recap

Georgia Tech finished off its 2019-20 season by winning six of its last seven games, finishing with its first winning record (17-14) since the 2015-16 season, its best Atlantic Coast Conference record (11-9) since the 2003-04 season and its highest ACC regular season finish (fifth) since the 2004-05 season.

Tech finished the season with four consecutive ACC wins, the longest streak for the program since late in 2015-16.

Among the Yellow Jackets top accomplishments in 2019-20 were their first victory in Chapel Hill since 2010, their first victory at Clemson since 2005 and their first season sweep of the Tigers since that 2004-05 season. Tech also knocked off a top-10 team in No. 5 Louisville.

Tech returned to being one of the nation's top defensive teams while also improving into one of the ACC's better offensive teams. The Yellow Jackets set a program record for three-point defense (28.5 percent), leading the ACC in that category and ranking No. 7 in the nation, and were one of the nation's top 20 teams in defensive efficiency according to KenPom.com.

## The Tipoff

• **Looking ahead** - Four of Tech's five starters return for the 2020-21 season. Tech's incoming freshman class of three prospects ranks No. 51 in the nation.

• **Guard's Game** - Starting guards Michael Devoe and Jose Alvarado, expected to be one of the top guard duos in the ACC, if not the nation, for 2020-21, are the first pair of returning guards in Tech history who both received All-ACC recognition the year before since Jarrett Jack and B.J. Elder in 2004-05. Tech's two leading scorers in 2019-20, combined to score 40.7 percent of Tech's points and sink 39.3 percent of their three-point attempts in ACC games, 47 percent overall from the floor. Over the last 11 ACC games of the season, they accounted for 44.3 percent of Tech's scoring, shot 48.7 percent from the floor, 40.6 percent from three-point range and 79.8 percent of their free throws collectively.

• **All-for-ado** - Georgia Tech averaged 69.9 points and shot 46.2 percent from the floor in the 22 games after Jose Alvarado returned to the court from injury Dec. 22. The Yellow Jackets shot 50 percent or better in six of those games.

• **Rise above** - The Yellow Jackets once again outperformed pre-season projections in 2019-20, finishing in fifth place in the ACC after being picked to finish 12th in the official poll of ACC media. Last season, Tech finished 10th in the ACC after being projected to finish no higher than 13th in the pre-season. Tech also outperformed projections in 2016-17, finishing 11th after being picked to finish 14th in Josh Pastner's first season.

• **Never on Tuesday** - Because Georgia Tech dropped the appeal of its postseason ban by the NCAA, it did not play in the ACC Tournament. It is worth noting, however, that the Yellow Jackets' fifth-place regular-season finish would have given them a first-round bye for the first time since the conference expanded to 15 teams.

• **The News at 11** - Tech achieved double-digit ACC wins for the first time since the Yellow Jackets went 13-3 to win the 1995-96 regular season title in the ACC. Tech has won 10 or more ACC games only three times in its 41-year history in the conference.

• **Winning** - Tech's last winning record in the ACC before last season was 2003-04 (9-7), and the Jackets have posted only seven such seasons in 41 years in the league.

• **Home stretch** - Georgia Tech won its final seven home games (six of them ACC games) after starting the season 3-6 within the confines of McCamish Pavilion. Tech's six-game home ACC win streak is its longest since the Jackets went 8-0 at home in the conference in 1995-96.

• **More snacks** - Tech finished 5-5 on the road in the ACC, having defeated NC State, North Carolina, Boston College, Wake Forest and Clemson. The last time Tech won five conference road games was 1995-96 (5-3), when the Jackets fin-

## Roster At-A-Glance (#starters at end of 2019-20 season)

### KEY RETURNERS

<b>10</b>	Jose Alvarado#	G	6-0	179	Jr.	Brooklyn, N.Y.	14.4	3.4	> All-ACC 3rd-team; 16.1 ppg, 4.3 apg, 2.37 steals/g, 46.5% FG, 35.8% 3pt, 76.4% FT in ACC games
<b>0</b>	Michael Devoe#	G	6-5	193	So.	Orlando, Fla.	16.0	3.9	> All-ACC honorable mention; 14.6 ppg, 3.8 apg, 47.6% FG, 44.2% 3pt, 79.0% FT in ACC games
<b>12</b>	Khalid Moore	F	6-7	203	So.	Briarwood, N.Y.	3.3	2.1	> Started 12 games in 2019-20; played in 18 ACC games (10.5 mpg), started 3 games for inj Devoe mid-season
<b>3</b>	Bubba Parham	G	5-10	160	Jr.	Snellville, Ga.	5.2	2.4	> Six double-digit games in 2019-20, 3 in ACC games; 25.3 mpg vs. ACC; 40/28 assist/turnover ratio
<b>12</b>	Khalid Moore	F	6-7	203	So.	Briarwood, N.Y.	4.2	1.5	> Started 10 games; 48.2% FG, 7-of-22 3pt FG, 65.6% FT
<b>4</b>	Jordan Usher#	G/F	6-7	220	Jr.	Canton, Ga.	8.2	4.4	> ACC games: 7.7 ppg, 4.4 rpg, 2.2 apg; double figures in 8 games, 75.9% from FT line
<b>5</b>	Moses Wright#	F	6-9	230	Jr.	Raleigh, N.C.	13.0	7.0	> ACC games: 13.4 ppg, 6.8 rpg, 50.5% FG, 23 blk; 23 double-figure scoring games

### NEWCOMERS

<b>2</b>	Saba Gigiberia	C/F	7-1	250	Fr.	Tbilisi, Georgia	--	--	> Four-star prospect played senior year at Prolific Prep Academy in Napa, Calif., Findlay Prep in Las Vegas as junior
<b>24</b>	Rodney Howard	C/F	6-10	241	So.	Ypsilanti, Mich.	1.3	1.5	> Transfer from Georgia, played 24 games (2 starts); prepped at Legacy Charter School (Greenville, S.C.)
<b>11</b>	Tristan Maxwell	G	6-2	209	Fr.	Huntersville, N.C.	--	--	> Consensus North Carolina state player of the year; all-time leading scorer and 3-pt shooter at North Mecklenburg HS
<b>23</b>	Jordan Meka	C/F	6-8	224	Fr.	Yaoundé, Cameroon	--	--	> Multi-year all-state performer at Mt. Bethel Christian Acad. (Marietta, Ga.); holds school records in pts, rebs, blocks
<b>1</b>	Kyle Sturdivant	G	6-2	198	So.	Norcross, Ga.	2.0	1.1	> Transfer from Southern California, played 21 games; all-state performer Norcross High School

### KEY LOSSES

<b>1</b>	James Banks III#	F	6-10	250	Sr.	Decatur, Ga.	9.5	7.6	> ACC All-Defensive team; 9.5 ppg, 7.7 rpg, 55.2% FG in ACC games; 13 career double-doubles, 6 as senior
<b>3</b>	Evan Cole	F	6-10	226	Jr.	Cumming, Ga.	4.4	3.6	> ACC games: 4.3 ppg, 3.3 rpg, 46.7% FG; season high 11 points vs. NC State, 10 vs. Pitt

ished 13-3 overall and won the ACC regular season title. It is the only other time Tech has won as many as five ACC road games.

• **ACC honors** - Jose Alvarado (All-ACC third team), Michael Devoe (honorable mention All-ACC), James Banks III (ACC All-Defensive team for the second time).

• **Offense catches up to defense** - Tech finished the regular season No. 17 in the nation in defensive efficiency, according to KenPom.com, and with its best rankings in offensive efficiency and adjusted tempo in the Yellow Jackets' four years under Josh Pastner. Tech improved its overall field goal percentage in ACC games over 2018-19 by 3.6 percent, and its three-point rate by 3.5 percent.

• **A make-or-miss game** - After ranking near the bottom of the ACC in shooting over the first three years under Josh Pastner, Georgia Tech finished 2019-20 ranked No. 2 in the ACC in field goal percentage (46.2) against the conference, No. 6 in three-point percentage (34.1) and No. 9 in scoring (69.85). **See chart on page 4.**

• **More balanced** - Tech ranked ninth in the ACC in scoring average in conference games (69.85) and sixth in scoring defense (69.20). The Jackets have typically ranked near the top in defense (average ranking 4.3) and near the bottom in offense (14.3) the last three seasons. Tech also ranked near the middle in offensive (9th) and defensive efficiency (5th) against the league, according to KenPom.com.

• **Clamping down** - Tech won its final six ACC games at home (NC State, Virginia Tech, Louisville, Clemson, Miami, Pittsburgh), holding all five to less than 60 points (57.7 ppg) and limiting them to 36.7 percent shooting from the floor, 18.1 percent from three-point range. **See chart on page 6.**

• **Twelve** - The number of games missed due to injury

for Tech players in 2019-20. Tech has had its full roster available for only 15 games. Leading scorer Michael Devoe was sidelined for three games with an injured left foot. Reserve forward Evan Cole missed two games with an ankle sprain. Jordan Usher did not play in the season's first seven games, sitting out as a transfer.

• **Seven** - The number of different starting lineups Tech used in 2019-20. The most frequent has been Jose Alvarado, Michael Devoe, Jordan Usher, Moses Wright and James Banks III, used 18 times in the last 22 games, interrupted only by Devoe's injury that forced him to miss three games. Moses Wright was the only Jacket to start every game.

## Three Jackets Earn ACC Honors

Jose Alvarado, Michael Devoe and James Banks III all earned Atlantic Coast Conference honors at the end of the 2019-20 season. Alvarado was voted to the All-ACC third team, while Devoe earned honorable mention recognition, and Banks made the ACC's All-Defensive team for the second straight year.

Alvarado, a junior guard from Brooklyn, N.Y., overcame a seven-game absence due to an ankle injury in November and December to lead the Yellow Jackets in scoring in ACC games (16.05 points per game), which ranked eighth in the conference. The 6-foot guard also ranks sixth in field goal percentage in league games (46.5 percent), No. 8 in assists (4.32 per game), and No. 1 in steals (2.37 per game). Overall, Alvarado set career highs for scoring average (14.4 points per game) and assist average (4.0 per game), and he scored 20 or more points seven times.

Devoe, a sophomore guard from Orlando, Fla., became



# GEORGIA TECH NOTEBOOK

one of the top scorers and three-point shooters in the ACC, averaging 16 points a game to rank seventh in the conference, connected on 47.6 percent of his shots from the floor to rank fifth, and hit 42.7 percent of his three-point tries. In ACC games, he averaged 14.6 points, hit 47.6 percent of his shots from the floor and 44.2 percent of his three-point tries. He scored 20 or more points in 10 games.

Banks, a senior center from Decatur, Ga., became the fourth Georgia Tech center to make the ACC's All-Defensive team twice, ranking No. 2 in the conference in blocked shots (2.45 per game), and anchoring a Tech defense that ranks sixth in the ACC in scoring defense and No. 4 in field goal percentage defense. The Jackets rank No. 5 in defensive efficiency and No. 3 in effective field goal percentage defense, according to KenPom.com. The 6-10 center ranks No. 9 in the league in rebound average (7.7 per game). In two seasons, he rose to No. 8 on the Yellow Jackets' career blocked shot list with 154.

Banks joined Ben Lammers (2017, 2018), Daniel Miller (2013, 2014) and Alvin Jones (2000, 2001) to make the ACC's All-Defensive team twice.

## What's Trending

- Tech went 8-3 over its final 11 conference games.
- Tech finished the season with four straight ACC wins, the Yellow Jackets' longest streak under Josh Pastner and the longest since they won four straight late in the 2015-16 season.
- Tech finished the regular season No. 72 in the NCAA NET rankings and No. 65 in KenPom.com.
- Tech finished the regular season No. 16 in the nation in defensive efficiency, according to KenPom.com, and with its best rankings in offensive efficiency and adjusted tempo in the Yellow Jackets' four years under Josh Pastner. Tech improved its overall field goal percentage in ACC games over 2018-19 by 3.6 percent, and its three-point rate by 3.5 percent.
- Tech held 15 opponents under 40 percent from the floor in 2019-20, including eight ACC opponents (Clemson shot 35 percent), and held 12 foes under 30 percent from three-point range (seven ACC teams).
- Tech finished the season with a program record in 3-point field goal percentage defense (28.5 pct.), beating the 2004 Final Four team mark of 29.74 pct. ACC foes shot 29.2 percent against the Jackets, just shy of the mark of 29.0 percent yielded by the 2007-08 team.
- Tech hit 51-of-136 (37.5 percent) of its three-point attempts over its final nine games. The Jackets hit 34.1 percent from distance in ACC games this season, which ranked No. 6 in the conference.
- Over its last 11 ACC games (8-3 record), Tech averaged 69.7 points, shot 45.7 percent from the floor, and 34.7 percent from three-point range. The Jackets also had a plus-4.4 scoring margin and a plus-5.1 rebound margin, and scored 15.1 points per game from the foul line. Opponents shot 39.6 percent from the floor, 24.1 percent from three-point range.
- Among ACC teams (according to KenPom.com), Tech ranks No. 4 in effective field goal percentage (51.1) against the league, the Yellow Jackets' highest ranking in that category since they were No. 2 in 2010 (49.0). They also finished No. 9 in offensive efficiency (99.5).
- The Jackets ranked No. 2 in percentage of points scored on two-point field goals (57.3), after having been the No. 1 team in the ACC in that category in the first three years under Josh Pastner. Tech ranked No. 11 nationally in all games (58.5 pct.).
- Tech exceeded 100 points per 100 possessions 11 times, eight of those games coming after the start of January. In its last seven games, Tech exceeded 100 against Notre Dame (first meeting), Virginia Tech, Wake Forest and Pittsburgh (second meeting).
- Tech finished the regular season ranked No. 17 nationally in defensive efficiency according to KenPom.com (91.8 points per 100 possessions), No. 10 nationally in effective defensive field goal percentage (44.7) and No. 5 in three-point

field goal defense (28.5).

- Tech held 15 opponents under 40 percent from the floor (eight ACC opponents) in 2019-20, and 12 under 30 percent from three-point range (seven ACC opponents).
- Tech held four opponents to their lowest offensive efficiency of the season, including two of its foes in Hawai'i - Elon, Arkansas, Nebraska, Boise State. Seven other foes posted one of their five lowest ratings against the Jackets.
- Tech's adjusted tempo was 70.1 possessions per game according to KenPom.com (No. 87 in the nation), its best rate and ranking in Josh Pastner's four years at Tech. The Yellow Jackets' tempo in league play (69.7) was the fourth-highest, hitting 70 or more in five of the last seven games (Louisville, Wake Forest, Syracuse, Clemson, Miami), and 17 times overall this season.
- Tech has reached 70 possessions per game over the course of a full season only five times since 1997, the first year KenPom kept track - 1997-98 (72.3), 2000-01 (72.1), 2001-02 (70.5), 2008-09 (70.5) and 2019-20 (70.1).
- Two fouls in the first half? No problem. Georgia Tech ranked No. 1 in the nation, according to KenPom.com, in 2-foul participation, a measure of percentage of available minutes played by players with two fouls (68.7 percent for Tech). The Jackets led the nation in this category in 2018-19, were fourth in 2017-18 and 35th in 2016-17.
- In all games this season, Tech averaged 71.6 points on the road, 66.4 at home.
- Tech limited its last seven straight home opponents to fewer than 60 points, going back to the Yellow Jackets' 64-58 win over NC State on Jan. 25. In those seven games, Tech's foes averaged 57.1 points, shot 38 percent from the floor overall, 20.7 percent from three-point range.
- Tech won the rebounding battle 11 times and held even twice in 16 games after the beginning of January. The Jackets finished the season plus-58 on the boards in ACC games, averaging 2.9 per game more than their opponents.

## Personnel Trends

- **Big miss** - Jose Alvarado averaged 15.2 points (45.9 FG pct., 34.9 3-pt pct.), 4.1 assists and 2.4 steals in 21 games since his return from an ankle injury on Dec. 22. He has scored 20 or more points seven times.
- **1K** - Alvarado became the 45th Georgia Tech player to cross the 1,000-point career milestone with his first basket against Pittsburgh on March 4. The junior, who has missed 16 games to injury in his career, has 1,021 points.
- **Looking for 1K** - Michael Devoe begins his junior season needing 242 points to join Alvarado in the 1,000-point club. Moses Wright has a little farther to go, needing 305.
- **High clip** - Devoe enters his junior year with career norms of 44.4 percent from the floor, 41.1 percent from three-point range and 73.1 percent from the foul line. The Orlando, Fla., native shot 47.6 percent overall last season, 42.7 percent from three-point range and 75 percent from the line. He hit 44.2 percent of his threes in ACC games.
- **The Brooklyn Burglar** - Alvarado led the ACC in steals in conference games (2.37 per game). He set a Tech record back on Jan. 25 with nine against NC State, snapping the mark of eight set by another Brooklyn native, Kenny Anderson. Alvarado also had seven against Miami on Feb. 29 and six against North Carolina on Jan. 4.
- **Wright stuff** - Moses Wright scored 10 or more in all but seven games last season, and doubled his scoring and rebounding averages over his sophomore season. He ranked 16th in the ACC in scoring, 14th in rebounding and third in field goal percentage. Until his 33 points at Syracuse, Wright had scored 20 or more in a game only once this season (22 at North Carolina on Jan. 4).
- Alvarado, Devoe and Wright all ranked among the ACC's top 25 in scoring average in conference games and among the top 15 in field goal percentage.
- Alvarado ranked No. 8 in the ACC in scoring, No. 6

## Just Georgia Tech, please...

*The Georgia Institute of Technology is the official title, but Georgia Tech will work fine, or just Tech (unless you're in Virginia or Texas). We would appreciate it if you would use our name in those ways. Georgia Tech University is incorrect. Thank you.*

## By the Numbers

1	SEC Championships
1	NCAA Post-Graduate Scholar
1	Naismith Award winner
2	Final Four appearances
2	ACC regular-season titles
2	ACC Players of the Year
2	National Freshmen of the Year
3	ACC Championships
3	Years a Member of the Metro Conference
5	First-team All-America players
6	Jersey numbers retired
6	Academic All-Americans
7	NCAA Sweet 16 appearances
8	Wins over teams ranked No. 1
8	NBA lottery picks
12	ACC Rookie of the Year honorees
14	Head coaches in program history
16	NCAA Tournament berths
19	NBA first-round draft picks
24	Total postseason berths (NCAA and NIT)
32	Years a Member of the SEC
40	Years a Member of the ACC
47	Players taken in the NBA Draft
49	Players selected All-ACC
228	Weeks ranked in either AP or Coaches Poll

in field goal percentage, No. 8 in assists and No. 1 in steals in conference games.

- Alvarado and Devoe combined to score 40.7 percent of Tech's points and sink 39.3 percent of their three-point attempts in ACC games, 47 percent overall from the floor. Over the aforementioned 11 ACC games, they have accounted for 44.3 percent of Tech's scoring, shot 48.7 percent from the floor, 40.6 percent from three-point range and 79.8 percent of their free throws collectively.
- Jordan Usher scored in double digits eight times last season. Tech went 6-2 in those games. Four of those double-digits games occurred over Tech's last seven games. He returns for 2020-21.

## Pastner's Key Metrics

- **Assists to made field goals:** Tech assisted on 53.3 percent of its field goals in 2019-20, well above the national average of 51.5. Tech's nightly goal is to assist on 60 percent, which the Jackets met 16 times in 2019-20. Tech assisted on 58.0 percent of its field goals vs. ACC teams this season, the second-best rate in the conference.
- **Free throws made to opponents' attempts:** Tech's goal each night is to make more free throws than the opponent attempts. Against ACC foes, the Jackets hit 69 percent and scored 13.4 points per game from the line, and ranked No. 2 in the conference in ratio of free throw attempts to field goal attempts (35 percent).
- **Turnovers:** The Yellow Jackets turned the ball over more than their opponent in 22 of 31 games this season. The Jackets averaged 16.2 on the season, forcing 13.9. Target

# GEORGIA TECH NOTEBOOK

each night is to commit 11 or fewer, which Tech met three times in 2019-20. More telling for Tech under Josh Pastner is that when Tech has committed fewer turnovers than its opponent, it is 27-17. When it has committed more, it is 33-41.

• **Guard rebounding:** Tech's players outside of Banks, Cole and Wright corralled 435 of the Jackets' 825 defensive rebounds (52.7 percent).

## Tech's Dynamic Duo

Three Georgia Tech starters averaged in double figures in 2019-20, with a fourth hovering just under double digits, but it could be argued that no team in the ACC, perhaps beyond Syracuse, relied more on its guards than did the Yellow Jackets.

Starting guards Michael Devoe and Jose Alvarado, Tech's two leading scorers, accounted for 40.7 percent of the Yellow Jackets' points in ACC games, including 44.3 percent over Tech's last 11 conference games.

In the 21 games that both played (Alvarado missed seven games, Devoe three due to injury), they accounted for 42.1 percent of the Jackets' scoring.

In ACC games, Alvarado and Devoe ranked No. 8 and 12, respectively, in the ACC in scoring, No. 8 and 11 in assists, No. 6 and 5 in field goal percentage, and No. 10 and 12 in minutes.

Combined, they shot 47 percent from the floor in conference games, 39.3 percent from three-point range and 77.6 percent from the free throw line.

**Said Pittsburgh head coach Jeff Capel after Tech's March 4 victory:** *"Alvarado really gave them a great start. He plays with such great energy and is so competitive. I think he really understands how to play the position. Obviously, Devoe has played as well as any guard in the league this year. He has such a unique game in his ability to score with the basketball, to do it at his pace."*

## Build the Wall

Due to its ability to play both zone and man-to-man and keep opponents off-balance, Georgia Tech has been able to rely on its mixture of defenses to win games over Josh Pastner's first four seasons at Georgia Tech.

According to KenPom.com, Georgia Tech ranked No. 16 nationally in defensive efficiency in 2019-20 (91.8 points/100 possessions), its best ranking since 2016-17 (No. 6).

Broken down, Tech ranks No. 10 in effective defensive field goal percentage (44.7), No. 45 in two-point field goal defense (45.7) and No. 5 in three-point defense (28.5).

Tech held four opponents to their lowest offensive efficiency of the season, including two of its foes in Hawai'i - Elon, Arkansas, Nebraska, Boise State. Seven other foes had one of their five lowest ratings against the Jackets.

## Balancing Act

Georgia Tech has lived and succeeded by playing excellent defense during its four years under Josh Pastner, but once the Yellow Jackets had their entire roster available, they demonstrated efficient and sometimes potent offense as well.

Without relying a great deal on three-point shooting, Tech increased its tempo last season to a four-year high under Pastner, 70.1 possessions per game according to KenPom.com (No. 87 in the nation). Tech hit 70 or more possessions in five of its last seven ACC games, and the Yellow Jackets' tempo in league play (69.7) was the fourth-highest.

Against ACC teams (according to KenPom.com), Tech ranked No. 4 in effective field goal percentage (51.1), the Yellow Jackets' highest ranking in that category since they were No. 2 in 2010 (49.0).

Though the Jackets relied heavily on their starting guards Jose Alvarado and Michael Devoe for scoring, they did the majority of it inside the three-point line along with post players James Banks III and Moses Wright, Tech ranked No. 2 in conference games in percentage of points scored on two-point field goals (57.3), after ranking No. 1 in the ACC in that category

each of the three previous seasons under Josh Pastner. Tech ranked 11th nationally in all games (58.5 percent).

Tech exceeded 100 points per 100 possessions 11 times, eight of those games coming since Jan. 4 at North Carolina, which was the Jackets' highest efficiency rating of the season (132.2). Tech exceeded 100 in four of its last 10 games (Notre Dame, Virginia Tech, Wake Forest, Pittsburgh).

## Assisted Living

Georgia Tech coach Josh Pastner preached and produced his Yellow Jackets on ball and player movement and hard cutting from the first time he got his team on the practice court. His primary measuring stick on how well the Jackets perform offensively is their ratio of assists to made field goals.

Tech again was one of the nation's better teams in assists to made field goals (No. 140 nationally at 53.3 pct.). In ACC games, Tech has assisted on 58.0 percent, the second-best figure in the conference.

Pastner's nightly goal is 60 percent. The national average was 51.5 percent.

Tech finished last season No. 49 in 2018-19 at 57.6 percent (56.4 pct. in ACC games), well above the national average (52.1 pct.) in that category. In Pastner's first season, the Yellow Jackets ranked 13th nationally at 62.6 percent, the team's highest rate since the 2000-01 season. Tech's number was 63.2 percent in ACC games.

**Tech's top assists-to-made field goals ratios:** 1987-88 - 68.3; 1988-89 - 65.9; 1986-87 - 65.8; 1992-93 - 65.0; 1985-86 - 64.8; 2000-01 - 62.9; 1999-00 - 62.9; 2016-17 - 62.6

## All in for Alvarado

Point guard Jose Alvarado, recruited to Georgia Tech primarily for his winning attitude and determination, was given the green light by head coach Josh Pastner to handle the position as a freshman, sink or swim. He has developed into Tech's engine and leader on the floor, earning third-team All-ACC honors as a junior.

The Brooklyn native, the first Tech player from the New York area in nearly 20 years, had missed seven full games and most of an eighth with a right ankle sprain suffered before the Jackets' played their second game of the season against Elon. He returned to the court for the Diamond Head Classic in Hawai'i in late December.

After Alvarado's return, the Jackets exceeded 100 points per 100 possessions eight times, averaged 69.9 points per game and shot 46.2 percent from the floor.

He was Tech's leading scorer in ACC games at 16.1 points per game (8th in the ACC) while converting on 46.5 percent of his shots from the floor (6th ACC) and 35.8 percent from three-point range. He led the ACC in steals (2.37) and ranked

eighth in assists (4.50) in conference games.

The 6-foot junior exceeded 20 points seven times over his last 17 games, including 26 in a win over NC State and 25 each against North Carolina and Notre Dame (Feb. 1), 22 at Wake Forest on Feb. 19.

In Tech's last 11 games, he shot 46.9 percent from the floor, 36.5 percent from three-point range while averaging 18.2 points per game.

Alvarado has posted 51 double-figure scoring games in his career, 16 times scoring 20 or more. And the playmaker has averaged more than 34 minutes per game, with 15 complete 40-minute games.

• **Said Pittsburgh coach Jeff Capel:** *"He's always challenging. He's good, he's really confident. He plays with great spirit. He looks like he loves to play basketball. He looks like he loves to compete, not just play basketball. He loves to figure out how to beat you, how to get under your skin, how to motivate his team."*

## Getting it Wright

The best player development story in Georgia Tech's program is that of junior forward Moses Wright, who played only one year of high school basketball and was not rated at all coming out of high school.

One of the most improved players in the ACC, Wright was remarkably consistent as a junior. He failed to reach double figures in scoring only eight times, and never in back-to-back games until the final three games of the season. He doubled his scoring and rebounding averages over his sophomore season, and was the only Jacket to play and start every game in 2019-20.

The 6-9 Raleigh, N.C., native finished No. 3 on Tech's scoring chart (13.0 ppg overall, 13.4 ppg vs. ACC) chart and No. 2 in rebounding (7.0 rpg, 6.8 vs. ACC). He connected on 53.1 percent of his shots from the floor (3rd in the ACC), 50.5 percent in ACC games (4th). He ranked No. 14 in the ACC in rebound average.

Wright had seven double-doubles in 2019-20, four of them in ACC games against Florida State, Duke, Boston College and Syracuse (33 points, 10 rebounds on Feb. 22). He also posted double-doubles against Houston and Kentucky.

He made the all-tournament team at the Diamond Head Classic, averaging 17.7 points and 7.3 rebounds while connecting on 63.6 percent of his field goal tries, earning him ACC Player of the Week honors.

## Wright's Historic Game at Syracuse

Moses Wright posted a historic performance for a Georgia Tech player in a close defeat Feb. 22 at Syracuse, scoring 33 points with 10 rebounds in the Yellow Jackets' 79-72 loss to the Orange. The 33 points tied the third-most ever recorded

## Tech All-Time vs. the ACC

Opponent	Overall	in ACC	Tourney	In McCamish Pavilion	In Opponent Current Venue	Current Streak
Boston College	16-12	12-11	1-3	2-1	4-6	Won 2
Clemson	65-73	37-50	4-1	4-4	9-39	Won 2
Duke	23-74	19-62	3-7	0-3	5-36	Lost 13
Florida State	29-43	19-29	0-2	1-3	8-16	Lost 4
Louisville	14-22	1-7	--	1-3	0-3	Won 1
Miami	10-14	8-13	0-1	2-3	3-6	Won 1
North Carolina	25-69	23-55	5-4	0-4	5-25	Won 1
NC State	43-57	35-43	3-3	2-3	6-11	Won 4
Notre Dame	11-12	5-10	0-1	5-2	1-8	Lost 4
Pittsburgh	9-5	4-5	0-1	3-1	1-3	Won 1
Syracuse	6-7	4-5	--	2-2	2-4	Lost 2
Virginia	40-43	38-42	5-5	2-3	1-8	Lost 6
Virginia Tech	7-20	6-16	1-3	2-4	1-10	Won 1
Wake Forest	44-40	43-38	0-4	5-0	9-20	Won 3



# GEORGIA TECH NOTEBOOK

by a Tech player in an ACC road game, and were the most for a Jacket in an ACC road game in nearly 20 years. He beat his previous career best by eight points, having scored as many as 20 points only twice in his career previously.

The 6-9 junior made 14 of 17 field goal attempts in the game, with the 14 field goals the third-most ever by a Tech player against an ACC team.

Wright posted his seventh double-double this season, but this one was the first by a Tech player to involve 30 or more points since Josh Okogie's 35-point, 14-rebound game against Florida State on Jan. 22, 2017.

## TOP PERFORMANCES - ACC ROAD GAMES

Dennis Scott - 36 at Wake Forest, 1/6/1990  
Dennis Scott - 36 at Duke, 1/28/1990  
Duane Ferrell - 34 at Clemson, 3/5/1988  
Dennis Scott - 33 at North Carolina, 2/28/1990  
Kenny Anderson - 33 at Virginia, 2/19/1991  
Tony Akins - 33 at Florida State, 2/21/2000  
**MOSES WRIGHT - 33 at Syracuse, 2/22/2020**

## Sophomore Surge

Sophomore guard Michael Devoe, the highest-rated high school prospect Georgia Tech has recruited under Josh Pastner, steadily improved over the course of his freshman season and has made a quantum leap for the Yellow Jackets as a sophomore.

The Orlando, Fla., native led the ACC in scoring through the month of November, and finished No. 7 at 16.00 points per game and No. 5 in field goal percentage (47.6).

Devoe scored 20 or more points in 10 games this season, including a career-best 34 in a loss to Georgia that earned him ACC Player of the Week honors, and reached double figures in all but five games.

He topped the NCAA rankings in three-point shooting early in the season, and made 42.7 percent for the season, 44.2 percent in ACC games. After a shooting slump gripped him in December prior to ACC play resuming, he hit 32-of-72 shots from three-point range (44.4 percent) in his last 17 games after going 2-for-19 in the four games prior.

As a freshman, Devoe connected on 43.8 percent of his three-point tries in ACC games and averaged 35.4 minutes (10th-most). He hit 32-of-68 (47.1 pct.) three-point tries in his last 15 games.

## Jackets Add Three Freshmen

Georgia Tech filled all three of its available scholarships during the early signing period, signing four-star 7-1 center **Saba Gigiberia**, three-star 6-2 guard **Tristan Maxwell** and three-star 6-9 forward **Jordan Meka**.

Gigiberia, originally from Tbilisi in the Republic of Georgia, attended Prolific Preparatory School in Napa, Calif., after a year at Findlay Prep in Las Vegas, Nev. He has represented Georgia in the FIBA U16 and U18 European Championships.

Meka, originally from Yaounde, Cameroon, has attended Mt. Bethel Christian Academy in Marietta, Ga., since ninth grade, and has made all-state teams the last three years and is the school's all-time leading scorer, rebounder and shot-blocker.

Maxwell, the son of 13-year NBA veteran Vernon Maxwell, led class 4A in three-point shooting last season at North Mecklenburg High School in Huntersville, N.C. He is the school's all-time leading three-point shooter and scorer, and was the consensus North Carolina Player of the Year in 2019-20.

## Transfers Howard, Sturdivant Eligible Immediately

Georgia Tech added two players with high-major college experience when 6-10 forward Rodney Howard and 6-2 guard Kyle Sturdivant, both of whom prepped in the state of Georgia, transferred into the Tech program from Georgia and Southern California, respectively, following the 2019-20 season.

Both players were granted immediately eligibility by the NCAA and have three seasons to play for the Yellow Jackets.

Howard, who played 24 games last year and was the second-leading shot-blocker for the Bulldogs, adds experience a young post group that includes freshmen Saba Gigiberia and Jordan Meka.

Sturdivant, who played 21 games at USC before his season ended abruptly due to the death of his father, joins a deep and talented group of guards.

## Pre-Season Storylines

- **Core group returns** - Georgia Tech will return four of its five starters and seven of its eight primary rotation players in 2020-21. Tech's returning players combined for 125 starts and 79.7 percent of Tech's minutes in 2019-20.

- **Firepower returning** - Tech will return its top three scorers from the season - Jose Alvarado, Michael Devoe and Moses Wright - who accounted for 56.2 percent of its points, 36.1 percent of its rebounds and 43.7 percent of its minutes.

- **Get old and stay old** - Tech's core group of returning players includes four seniors and two juniors.

- **Reinforcements** - Tech adds three freshmen rated the nation's No. 51 recruiting class by 247Sports - 6-3 high-scoring guard Tristan Maxwell from North Mecklenburg High School in Charlotte, N.C., 6-9 post player Jordan Meka from Mt. Bethel Christian Academy in Kennesaw, Ga., and 7-1 post player Saba Gigiberia from Prolific Prep Academy in California.

- **Boomerang boys** - All four of the transfers on Georgia Tech's roster are from the Atlanta metropolitan area or went to high school here - Rodney Howard (Alpharetta/Centennial HS), Bubba Parham (Snellville/Brookwood HS), Kyle Sturdivant (Norcross/Norcross HS) and Jordan Usher (Canton/Wheeler HS). Tech graduated two others last season - James Banks III (Decatur, Ga., transferred from Texas) and Shembari Phillips (Atlanta, Ga., transferred from Tennessee).

- **106th season** - Georgia Tech will play its 106th season of basketball in 2020-21 and has an all-time record of 1,393-1,258 (22 wins and one loss were vacated by the NCAA Committee on Infractions).

- **63** - Total years of full-time experience on Division I staffs for Tech's coaching staff.

## Building Depth

The upward progress of Georgia Tech's program is evident in the development of its last three classes, each of whom has played significant minutes and made significant contributions on the ACC level. Though not highly-rated in terms of rankings, the players have a wide range of skills and have developed into consistent conference-level performers for the next couple of years.

a. The 2017-18 class of Jose Alvarado, Evan Cole and Moses Wright have combined to start 152 games, and contributed 31.8 points, 11.0 rebounds and 76.5 minutes per game last season (Cole graduated and transferred after the season).

b. The 2018-19 class of Michael Devoe, Khalid Moore and Kristian Sjolund have combined to start 117 games, and contributed 19.5 points, 6.0 rebounds and 50.4 minutes last season (Sjolund redshirted before transferring).

c. James Banks III, who transferred from Texas, and Jordan Usher, a transfer from Southern California, started 54 games, contributed 17.7 points, 12.0 rebounds and played 56.2 minutes per game in 2019-20.

## Five-Star Player Development

Notable player development successes over the past four seasons include Josh Okogie, Ben Lammers, Tadic Jackson, Abdoulaye Gueye, James Banks III, Jose Alvarado, Moses Wright and Michael Devoe, who maximized their skill sets and their production under the current coaching staff.

Okogie went from being ranked 11th in the state as a

HS senior to a first-round NBA draft pick. Gueye, a 6-9 forward, developed from a project player into an ACC-level contributor in the first two seasons with the current staff. Graduate transfer Brandon Alston had similar statistical numbers at the ACC level as he compiled in two seasons at Lehigh.

Banks, a 6-10 center, made the ACC's All-Defensive team twice in two years and finished his career No. 8 in blocked shots at Tech. Wright blossomed at the end of the 2018-19 season and doubled his scoring and rebounding averages in 2019-20 over his sophomore year. Devoe added more than six points to his scoring average and ranked among the top five in the ACC in field goal and three-point percentage.

## Wire-to-Wire

Though he has expanded his bench to reflect the growing level of talent within the program, head coach Josh Pastner remains committed to a tight playing rotation where conference play rolls around, reminiscent of the way Bobby Cremins coached the Yellow Jackets over his 19 seasons.

In 2019-20, Tech's reserves played 26.5 percent of the minutes (No. 268 in the nation), up from the 23.6 percent they played during ACC games last season.

Jose Alvarado and Michael Devoe ranked No. 10 and 12, respectively, in the ACC in minutes in conference games. Last season, Alvarado and Devoe both ranked among the ACC's top 10 and combined for eight 40-minute games. Alvarado has posted 15 40-minute games in his career.

## Winning Starts at Home

Georgia Tech and head coach Josh Pastner have made a priority of making McCamish Pavilion a real homecourt advantage for the program, and the Yellow Jackets made a good start on that by setting a program record for wins at home (17) in 2017-18, which included a 7-2 ACC record and two NIT victories.

Tech is 22-15 against ACC teams at home under Pastner, and that includes a 6-8 mark against ranked opponents.

Tech is 50-20 overall at McCamish Pavilion under Pastner, 93-50 since the building opened for the 2012-13 season.

## Three Tech Alumni on NBA Rosters

Since 1982, Georgia Tech has produced 19 first-round NBA draft picks and 46 draft picks overall. A total of 40 Georgia Tech alumni have played in the NBA.

Four former Georgia Tech basketball stars are currently on NBA rosters, including guard **Josh Okogie**, who was drafted 20th overall by the Minnesota Timberwolves in 2018 and is in his third season with the team.

**Thaddeus Young**, a 13-year NBA veteran, finished three full seasons with the Indiana Pacers in 2019 after playing seven seasons in Philadelphia, one in Minnesota and two in Brooklyn. He signed with the Chicago Bulls during the off-season.

**Derrick Favors**, a 10-year veteran, emerged as a key figure in his nine seasons with the Utah Jazz, but became a free agent after the 2018-19 season and signed with the New Orleans Pelicans. He again became a free agent following the 2019-20 season.

**Iman Shumpert**, an eight-year NBA veteran who went in the first round of the NBA draft to New York in 2011, signed with his fifth team, the Brooklyn Nets, but was released on Dec. 11. He remains active but is a free agent.

## Arts and Letters

Beginning with Moe Miller and Lance Storrs in the summer of 2011, every four-year senior in the Georgia Tech program has graduated, with the exception 2019 senior Ben Lammers, who is playing pro ball overseas and needs to complete one course.

Ten different Georgia Tech players have made the ACC All-Academic team since it was established in 2011, with Mar-

# GEORGIA TECH NOTEBOOK

cus Georges-Hunt and Tadic Jackson making it twice.

Tech's men's basketball team has recorded the highest Academic Progress Report scores the last five years since the NCAA began tracking academic performance in 2004-05. The Jackets scored a perfect team single year APR score of 1000 three straight years from 2011-13.

## Basketball graduates

2012 - Derek Craig, Nick Foreman
2013 - Mfon Udofia, Pierre Jordan (Master's), Brandon Reed
2014 - Kammeon Holsey, Daniel Miller, Jason Morris
2015 - Robert Sampson
2016 - Marcus George-Hunt, Travis Jorgenson
2017 - Josh Heath, Corey Heyward, Kellen McCormick (Master's), Jodan Price (Master's), Rand Rowland, Quinton Stephens
2018 - Tadic Jackson, Ben Lammers (has one course to complete)
2019 - Abdoulaye Gueye, Sylvester Ogbonda, Brandon Alston (Master's)
2020 - Evan Cole, Shembari Phillips

## Welcome to The Hank

Georgia Tech is playing its seventh season in McCamish Pavilion, which was essentially brand new when it opened for the 2012-13 season. The only physical elements of McCamish Pavilion that remain from the venerable Alexander Memorial Coliseum are the roof and the 32 steel ribs that support it.

The capacity of McCamish Pavilion is 8,600, including 1,665 seats in the new balcony level and 6,935 seats in the lower seating bowl. There are no suites, but there is a club area that seats 500. Alexander Memorial Coliseum seated 9,191 spectators in its final configuration.

The most impressive features of McCamish Pavilion are its grand entrance, which fronts 10th and Fowler Streets, the ability for patrons to view the court from the main concourse all the way around, and the theatrical lighting system, which concentrates light on the court while leaving the seating areas dark, modeled after the Staples Center in Los Angeles and Madison Square Garden in New York.

Tech played 55 seasons in Alexander Memorial Coliseum, compiling a record of 556-194 (.741). Miami was the last team to play Tech in Alexander Memorial Coliseum, a game Tech won, and was the first ACC team to play in McCamish Pavilion on Jan. 5, which Miami won. For the 2011-12 season, Tech played its home games at Philips Arena and the Arena at Gwinnett.

## 20-Game ACC Schedule Rotation

Beginning with the 2019-20 season, the Atlantic Coast Conference implemented a 20-game schedule for all its teams and announced a rotation that will carry the league through the 2021-22 season.

Each team plays its two primary rivals every season both home and away (four games - Clemson and Notre Dame remain Georgia Tech's primary home-and-away opponents) and four rotating opponents both home and away (eight games). The remaining eight opponents will be single games, four at home and four on the road. The full cycle of repeat opponents will be complete following the third year.

Under the former 18-game schedule, each team played four opponents both home and away each season, four at home and four away.

In 2020-21, Tech's home-and-away opponents will be Clemson, Duke, Florida State, Notre Dame, Virginia and Wake Forest, with home games against Boston College, North Carolina, Pittsburgh and Syracuse. Away-only opponents are Louisville, Miami, NC State, Virginia Tech.

In 2021-22, the Yellow Jackets play Boston College, Clemson, Miami, North Carolina, Notre Dame and Virginia Tech both home and on the road, and will host Florida State, Louis-

ville, NC State and Wake Forest. Away-only opponents are Duke, Pittsburgh, Syracuse and Virginia.

## Tech's NCAA Tournament History

Georgia Tech has played in the NCAA Tournament 16 times in its history. Fifteen of those appearances have occurred from 1985 to the present, 10 under head coach Bobby Cremins and five under Paul Hewitt.

Tech has a record of 23-16 in NCAA Tournament play, highlighted by its 2004 trip to the NCAA title game as well as a Final Four berth in 1990. The Yellow Jackets have reached the NCAA Sweet 16 seven times (1960, 1985, 1986, 1990, 1992, 1996, 2004).

The 2004 and 2005 appearances were Tech's first back-to-back appearances since Bobby Cremins led the Institute to the Big Dance nine straight years from 1985-93.

Georgia Tech has won at least one game in 11 of its 16 NCAA Tournament appearances.

## Tech's ACC Tournament History

Georgia Tech has played in 40 ACC Tournaments, and has a 26-37 all-time record in the event. The Yellow Jackets have won three championships, in 1985 (Atlanta), 1990 (Charlotte) and 1993 (Charlotte).

Tech has been a runner-up four times (1986, 1996, 2005, 2010). The 1986, 1996 and 2010 runs to the finals occurred in Greensboro. Tech also made the finals in 2005 at the Verizon Center in Washington, D.C.

Tech was 0-2 in the ACC Tournament under coach Dwane Morrison, 15-16 under Bobby Cremins (including all three titles), 9-11 under Paul Hewitt (runner-up in 2005 and 2010), 2-5 under Brian Gregory, and 0-3 under Josh Pastner.

Tech did not play in the 2020 tournament while serving an NCAA postseason ban.

## NCAA Infractions Information

In September 2019, the National Collegiate Athletic Association (NCAA) Division I Committee on Infractions found the Georgia Institute of Technology men's basketball program responsible for committing violations of NCAA legislation.

The violations include the facilitation of an impermissible recruiting contact between a prospective student-athlete and a representative of the institution's athletic interests during the prospective student-athlete's official paid visit. Additionally, that the former men's basketball assistant coach violated the NCAA principles of ethical conduct and responsibility to cooperate when he provided false or misleading information to the institution and/or NCAA enforcement staff and attempted to influence a men's basketball student-athlete involved in the incident to provide false or misleading information to the institution and/or NCAA enforcement staff. Finally, an individual determined by the NCAA to be a representative of the Institute's athletics interests provided and/or arranged for impermissible benefits to two Georgia Tech men's basketball student-athletes and a men's basketball student-athlete from another institution, and that additionally, the individual impermissibly contacted the men's basketball student-athlete from another institution via text messages and phone calls.

### Penalties levied by the NCAA include:

- Four years of probation from Sept. 26, 2019 through Sept. 25, 2023;
- A fine of two percent of the men's basketball budget (in addition to a self-imposed \$5,000 fine);
- Recruiting restrictions during each year of probation, including an eight-week ban on unofficial visits, a three-visit reduction from the permissible number of official visits, an eight-week ban on recruiting communications and a 19-day reduction on number of recruiting-person days (in addition to a self-imposed eight-visit reduction from the permissible number of official visits from 2017-18 through 2019-20);
- Vacation of team and individual records from the beginning of the 2016-17 season through November 19, 2017 (a total vacation of 21 wins);
- Disassociation with former Georgia Tech men's basketball student-athlete involved in the first violation for a period of three years.
- A postseason ban for the 2019-20 season\*;
- A scholarship reduction of seven percent (or one grant-in-aid) during each year of probation (specifically, GT men's basketball is limited to no more than 12 men's basketball scholarships during the 2019-20, 2020-21, 2021-22 and 2022-23 academic years)\*;
- Prohibition from scheduling official visits in conjunction with home men's basketball competitions during the first two years of probation\*;

\* penalties appealed by Georgia Tech; appealed penalties are stayed during the appeals process

Georgia Tech also self-imposed employment separation and a three-year disassociation from the assistant coach involved in the first two violations, and a permanent disassociation from the individual involved in the third violation.

Additionally, Georgia Tech self-imposed corrective measures, including enhanced rules education, enhanced head coach review of activities during and following official visits, reviews of official travel parties and trip expenses, a travel letter for all donors participating in away travel with official travel parties, and review of travel during vacation periods, including any travel and related expense sources.

The Institute remains committed to operating all of its athletics programs within the letter and spirit of NCAA, ACC and Institute rules and regulations.



# MCCAMISH PAVILION



The dawning of a new era in Yellow Jackets' basketball was marked by the opening of McCamish Pavilion in November of 2012.

Occupying the same footprint on the corner of 10th and Fowler Streets as the historic Alexander Memorial Coliseum, which hosted Tech basketball games for 55 years and saw the Yellow Jackets post a record of 556-194, McCamish Pavilion opened its doors Nov. 9, 2012 when the Tech men hosted Tulane.

McCamish Pavilion has drawn raves from friend and foe alike, from its state-of-the-art audio-visual technology to the cozy and intimate, but loud atmosphere.

The arena is named for the late Hank McCamish, a long-time insurance executive in the Atlanta area whose family provided the lead gift for the \$50 million facility. The arena footprint expanded approximately 30,000 square feet over that of Alexander Memorial Coliseum, and the former circular seating bowl was demolished and replaced with a rectangular bowl along with an upper deck.

The most obvious difference is that the walls separating the concourse and the bowl were removed, meaning that the floor is visible from almost every point in the concourse. The familiar domed roof and the 32 steel support beams remain, but the McCamish interior looks nothing like the old Thrillerdome.

Ground was broken for the construction of Tech's new on-campus arena on May 5, 2011, and 18 months later, the Yellow Jackets had a state-of-the-art building with 8,600 seats and a luxurious club area, which provides a cozy view of the court. The lower level seating bowl has 6,935 seats, and the new balcony level seating has 1,665 seats.

Spectators can view the game as they walk to and from concessions and rest rooms, which are all located on the outside of the concourse. The balcony level seating has its own concourses with rest rooms and concessions.

The building features a center-hung scoreboard, with video screens on four sides and a circular message board

underneath. The balcony level facing has a 360-degree ribbon board for messaging and graphics.

The lighting system, similar to those at Madison Square Garden and Staples Center in Los Angeles, will illuminate the court while leaving the stands darkened, creating a theatre-like feel to games.

Nearly the entire structure was built new, with the one notable exception being the familiar dome of Alexander Memorial Coliseum and its 32 steel ribs, which stayed in place and provided the skeleton for the new structure. A new roof was installed, and the ribs and the ceiling were re-painted. Around the concourses, pieces of the former AMC court were inlaid into the ribs.

A courtyard was created outside the West entrance to honor William Alexander, the legendary Tech football coach and director of athletics who led the drive to build Alexander Memorial Coliseum in the 1950s.

The court remains named for legendary basketball coach Bobby Cremins, who led the Tech men's team from 1981-2000 and compiled a record of 354-237 with three Atlantic Coast Conference championships and 10 NCAA Tournament appearances in 19 seasons.

The grand entrance to McCamish Pavilion, which faces the corner of 10th and Fowler Streets, includes graphics presentations recognizing Tech's retired jerseys of Roger Kaiser, Rich Yunkus, Mark Price, John Salley, Tom Hammonds and Matt Harpring, as well as coaches Whack Hyder and Cremins, and longtime radio announcer Al Ciraldo. Tech's NCAA Final Four teams of 1990 and 2004 are also recognized in the main entrance.

McCamish Pavilion was the first project in what became a major transformation of the Fowler Street entrance to the Georgia Tech campus, including the Yellow Jackets' new tennis facility, the Ken Byers Tennis Complex, which opened in January of 2013, the Shirley Mewborn Softball Field and the John and Mary Brock Indoor Football Facility.

## Just the Facts

**Name:** McCamish Pavilion (mc-CAME-ish), named for Atlanta insurance executive Hank McCamish who gave the lead gift for the facility

**Capacity:** 8,600 (6935 court level, 1665 balcony level)

**Cost:** \$50 million

**Contractor:** Whiting-Turner

**Architect:** Populous

**Cremins Court:** the court remains named for the former Tech head coach

**Alexander Courtyard:** located at the Fowler Street entrance, honors the former Tech director of athletics and the history of the former Tech home arena named for him

**Grand entrance:** 10th and Fowler Streets, foyer includes graphic representations of retired jerseys and Tech's two Final Four appearances

**Other entrances:** West entrance off Fowler Street (students and media), East entrance from main arena parking (for club patrons)

**Features:** center-hung scoreboard and video boards, mezzanine fascia ribbon boards, theatrical lighting, primarily chairback seating, club area

**Groundbreaking:** May 5, 2011

**Opening:** October, 2012

**First public event:** Oct. 21, Jacket Jam (men's and women's scrimmages plus other activities)

**First men's game:** Nov. 9, 2012 vs. Tulane

**First women's game:** Nov. 11, 2012 vs. Tennessee

## Other Highlights

- 2,500 cubic yards of concrete removed
- 3,000 cubic yards of concrete installed
- 500 tons of new steel installed
- Over 1 mile of new railing installed
- 20,000 gallons of paint used
- 2,000 feet of new mechanical piping
- 2,500 feet of new ductwork
- \$4M in new audio-visual and scoreboards
- 50 TVs throughout the concourse and Callaway Club
- Farthest distance material has traveled to get on site: 4,835 miles
- Shortest distance material has traveled to get on site: 1 mile
- Number of Tech alumni involved in the project: Over 100
- Number of days construction will take: 520
- Number of 1950's old style Coke bottles found while installing the underground foundations: 11
- Number of new staircases: 13
- Number of new sports lights for the competition floor: Over 300
- 270-degree court view from concourse

Designed by the renowned architectural firm Populous and built under the direction of Whiting-Turner Contracting Company, the arena already has been recognized by the American Institute of Architects of Atlanta for its significant architectural impact on the city's landscape along with such structures as the Sovereign building, TWELVE Centennial Park Tower I, The Atlantic, Loews Midtown, the Atlanta Botanical Garden Hardin Visitor Center, the Georgia Tech Human Research Building rehabilitation, the Martin Luther King, Jr., Federal Building and the Ray Charles Performing Arts Center.

The Atlanta Business Chronicle noted, "The McCamish Pavilion renovation is an example of a project that respects the history of a structure, while making it more functional now and for the future."

"This renovation expands the arena while preserving the character of the original design by a significant Atlanta architect," said Jay Silverman, senior associate of Lord, Aeck & Sargent, Inc., and president of the American Institute of Architects of Atlanta. "It also responds to the character of a growing Georgia Tech campus."



## ZELNAK CENTER / LUCK BUILDING



With an eye toward helping Georgia Tech's basketball teams with their practice scheduling and provide better resources for skill development, the Yellow Jackets utilized a former parking area to build a 20,000-square-foot basketball practice facility called the Zelnak Center.

Ground was broken for the facility in April of 2009, and the building opened in October of that year. The facility underwent a major rebrand and refresh in 2020.

Spurred by a lead gift from Steve and Judy Zelnak, the facility was built at a cost of \$5 million and was built in a span of six months and opened in time for the beginning of pre-season practice in October of 2009. Zelnak is chairman, president and chief executive officer of Martin Marietta Materials in Raleigh, N.C., and a current member of the Georgia Tech Advisory Board.

The Zelnak Center is connected to the southeast side of the McCamish Pavilion and includes floor space the size of one and a half basketball courts with eight baskets, a 24-seat theater for video instruction and the 2,500-square-foot Robert A. Ancien Strength and Conditioning Center. Heery International was the architect for the project, and Gay Construction Company of Atlanta was the contractor.

The James K. Luck Building, which opened in 1987, is a two-story complex located adjacent to McCamish Pavilion and houses the Yellow Jackets' locker room, a fueling station and game room and the NBA Lounge reception area.

The locker room underwent a major renovation in 2017, and what formerly served as a weight room for the Yellow Jackets was converted into a game room complete with flat screen televisions, table tennis and billiards, as well as a fueling station for the student-athletes.

Tech's Class of 1961 raised the money and led the effort to build the \$1 million annex in celebration of its 25th anniversary.

The building is named for Jim Luck, the late Tech assistant director of athletics who spearheaded construction of the facility. Luck, a Tech graduate and a member of the Institute's Sports Hall of Fame, served as an assistant football coach for 22 years and head baseball coach for 20 years before moving into administration.





## ***STUDENT-ATHLETES & STAFF***

---

<b>Jose Alvarado</b>	<b>12</b>
<b>Coleman Boyd</b>	<b>26</b>
<b>Niko Broadway</b>	<b>26</b>
<b>Michael Devoe</b>	<b>22</b>
<b>David Didenko</b>	<b>27</b>
<b>Saba Gigiberia</b>	<b>30</b>
<b>Rodney Howard</b>	<b>28</b>
<b>Jehloni James</b>	<b>30</b>
<b>Tristan Maxwell</b>	<b>30</b>
<b>Shaheed Medlock</b>	<b>20</b>
<b>Jordan Meka</b>	<b>30</b>
<b>Khalid Moore</b>	<b>24</b>
<b>Bubba Parham</b>	<b>14</b>
<b>Malachi Rice</b>	<b>21</b>
<b>Kyle Sturdivant</b>	<b>29</b>
<b>Moses Wright</b>	<b>18</b>
<b>Jordan Usher</b>	<b>16</b>
<b>Radio/TV Roster</b>	<b>31</b>
<b>Head coach Josh Pastner</b>	<b>32-35</b>
<b>Associate Head Coach Eric Reveno</b>	<b>36</b>
<b>Assistant Coach Julian Swartz</b>	<b>37</b>
<b>Assistant Coach Anthony Wilkins</b>	<b>37</b>
<b>Support Staff</b>	<b>38-39</b>
<b>Director of Athletics Todd Stansbury</b>	<b>40</b>
<b>Institute President Dr. Angel Cabrera</b>	<b>41</b>
<b>Faculty Athletics Representative Dr. Baratunde Cola</b>	<b>41</b>
<b>Athletic Administration</b>	<b>40-41</b>

## STUDENT-ATHLETE PROFILES

## JOSE ALVARADO

10

Guard • 6-0 • 179 • Senior • Brooklyn, N.Y. • Christ the King HS

## General

Tough, gritty, high motor point guard who has been an ironman and floor general for the Yellow Jackets for three seasons and made the All-ACC team as a junior ... Has started all but one game he has been available to play in his career (has missed 15 due to injury) ... Rarely leaves the floor unless he has foul trouble or is injured, has played the entire 40 minutes (45 in one overtime game) 14 times in his career ... Has risen to 10th place on Tech's career list for steals (152) ... Became the 45th Tech player to reach the 1,000-point career milestone in Tech's last home game of 2019-20 against Pittsburgh, and enters his senior year with 1,021 career points ... Has 51 career double-figure scoring games (16 as a freshman, 20 as a sophomore) ... Has topped 20 points 18 times ...



Returned from a season-ending injury as a freshman to lead the team in scoring, assists and steals as a sophomore ... Follows a pair of legendary New York point guards into the Tech program -- Kenny Anderson (1989-91) and Stephon Marbury (1995-96) ... Began playing basketball at age 9 ... Enjoys listening to music ... Studying literature, media and communications.

## 2019-20

Voted to the All-Atlantic Coast Conference third team despite missing seven games due to injury early in the season ... Became the 45th Tech player to reach 1,000 career points with his 23-point performance against Pittsburgh on March 4 (has 1,034 points through three seasons at Tech) ... Missed seven of eight games after season opener at NC State with right ankle injury, but returned for the Diamond Head Classic and started every game thereafter (34.3 mpg) ... Averaged 15.1 points, 4.0 assists and 2.4 steals in that stretch, and hit 35.1 percent of his three-point tries, 45.4 percent from the floor overall ... Over Tech's final 11 ACC games, averaged 18.1 points with four 20-points-plus games, and 3.3 assists, while hitting 46.9 percent from the floor, 36.5 percent from three-point range and 76.9 percent from the foul line ... Hit at least one three-point field goal in 18 straight games to end the season, dating back to Jan 4 at North Carolina, the longest streak for a Tech player since Adam Smith connected in 24 straight games during the 2015-16 season ... Scored a season-high 26 in the Jackets' win over NC State on Jan. 25, coming up with a Tech-record nine steals, including thefts on each of the Wolfpack's final two possessions to preserve the victory ... His nine steals broke the Tech record of eight set by Kenny Anderson, another Brooklyn product, against Duke on Jan. 30, 1991 ... ACC record is 11, and only three ACC players have ever recorded more than nine steals in a game ... Nabbed seven against Miami and led the ACC in that category (2.37 per game) ... Hit career high for assists three times in 2020 (8 vs. Duke, 8 vs. BC and 9 vs. Notre Dame) ... Seven 20-point efforts over his last 18 games, beginning with a 25-point performance at North Carolina in which he hit 8-of-12 shots from the floor and 4-of-6 from distance ... Scored 25 at Notre Dame, 20 vs. Virginia Tech ... In ACC games, ranked 8th in scoring (16.05 ppg), No. 6 in field goal percentage (.465), No. 8 in assists (4.32) and No. 1 in steals (2.37) ... For the season, averaged 14.4 points and career-high 4.0 assists in 33.5 minutes per game ... Averaged 11.3 points and 4.5 assists in Tech's August trip to Spain, and hit 8-of-16 from three-point range.

## 2018-19

Led Tech in scoring (12.5 ppg), assists (3.4 pg) and steals (1.8 pg) ... Averaged team-high 12.5 ppg, 3.9 rpg, 3.6 apg, 1.8 steals in ACC games ... Last six regular-season games, averaged 18.3 points, leading the Jackets in five of those games - 17 points vs. Florida State, a career-high 29 vs. Pittsburgh, 20 at Miami, 12 at Virginia, 21 vs. Boston College, and 11 at NC State ... Converted 37-of-75 field goals (49.3 pct.), 12-of-30 from three-point range (40 pct.), 24-of-32 from the free throw line (75 pct.), adding 29 rebounds, 24 assists and 12 steals ... In previous six games: 24 points, 10-of-59 FG, 3-for-26 from 3-point range, attempted just two free throws ... Committed just four turnovers in 160 minutes in last four games ... Averaged 15.6 points over Tech's first six

ACC games (he missed Louisville game with a groin injury) ... Shot 44.7 percent from the floor, 11-of-24 (44 pct.) from three-point range, and 25-of-31 (80.6 pct.) from the foul line ... Averaged 36.2 minutes in ACC games (6th in the conference), played full 40 minutes against Notre Dame (2nd meeting), Pitt, Miami and NC State ... Had five complete games on the season ... Double figures in 20 games, including 24 at Northwestern, 20 at Arkansas, 20 vs. Virginia Tech, 21 vs. Boston College.

## 2017-18

Started every game as Tech's primary point guard, ranking fourth in the ACC at 39.2 minutes per game in conference play prior to his injury ... Ranked fourth among freshmen nationwide in overall minutes per game (35.9) and percentage of minutes played (89.3) ... Logged eight complete games (seven in ACC play), including all 45 minutes in Tech's OT loss at Boston College ... Ranked fourth in the ACC in steals (1.8 per game), No. 1 among freshmen at time of injury ... Had team-high 3.1 assists per game ... Third on Tech's scoring chart at 12.1 points per game, 10.2 per game against the ACC ... Ranked fifth among ACC freshmen in scoring, fourth in assists ... Eleven double-figure games in the last 16, 16 altogether as a freshman ... Averaged 13.2 ppg in last six games (27-61 FG, 14-31 on threes) prior to Duke ... Topped 20 points four times (22 vs. Grambling State, 23 vs. Wright State, 23 vs. Yale, 23 at Florida State) ... Shot the ball well from three-point range (37 pct.), knocking down four threes in a game four times, including at North Carolina and Florida State ... Excellent at the foul line (80.2 percent on 81 attempts, third on the team in both) ... Snared season high of seven rebounds three times

## High School

Named New York City Catholic League player of the year as a junior in 2015-16, led Christ the King, the No. 19 team in the nation entering the 2016-17 season, to the New York City title twice ... Averaged 17 points and 6.5 assists per game as a junior ... Posted the first quadruple-double in school history (18 points, 10 rebounds, 10 assists, 10 steals) ... Led his AAU team, the New York Rens, to the Peach Jam quarterfinals in the summer of 2016, averaging 11 points and five assists.

## CAREER HIGHS

Points: 29 vs Pittsburgh, 02/20/19  
Rebounds: 10 at Louisville, 01/22/20  
Assists: 9 vs Notre Dame, 01/15/20  
Steals: 9 vs NC State, 01/25/20  
Blocks: 2 vs Miami, 01/03/18  
FG Made: 10 at Notre Dame, 02/01/20  
FG Attempts: 21 vs NC State, 01/25/20  
3FG Made: 4, 5 times  
3FG Attempts: 10 vs Grambling, 12/01/17  
FT Made: 13 at Wake Forest, 02/19/20  
FT Attempts: 15 at Wake Forest, 02/19/20  
Minutes: 45 (ot), at Boston College, 02/04/18; 40 (regulation), 14 times

## CAREER ACC HIGHS

Points: 29, Pittsburgh, 02/20/19  
Rebounds: 10, at Louisville, 01/22/20  
Assists: 9, Notre Dame, 01/15/20  
Steals: 9, NC State, 01/25/20  
Blocks: 2, Miami, 01/03/18  
FG made: 10, at Notre Dame, 02/01/20  
FG attempts: 21, NC State, 01/25/20  
3FG made: 4, 5 times  
3FG attempts: 9, at Florida State, 01/24/18  
FT made: 13, at Wake Forest, 02/19/20  
FT attempts: 15, at Wake Forest, 02/19/20  
Minutes: 45 (ot), at Boston College -- 2/4/18 ; 40 (regulation), 7 times

## CAREER STATISTICS

Year	GP	GS	MP	Avg	FG	FGA	Pct	3FG	3FGA	Pct	FT	FTA	Pct	Off	Def	Tot	Avg	PF	FO	Ast	TO	Blk	Stl	Pts	Avg
2017-18	25	25	874	35.0	99	221	.448	40	108	.370	65	81	.802	15	78	93	3.7	60	1	77	59	2	43	303	12.1
2018-19	31	30	1062	34.3	132	337	.392	44	154	.286	78	105	.743	21	100	121	3.9	79	2	105	64	3	56	386	12.5
2019-20	24	23	804	33.5	119	268	.444	42	125	.336	65	82	.793	9	72	81	3.4	69	3	96	64	2	53	345	14.4
CAREER	80	78	2740	34.2	350	826	.424	126	387	.326	208	268	.776	45	250	295	3.7	208	6	278	187	7	152	1034	12.9

## CAREER STATISTICS - ACC GAMES

Year	GP	GS	MP	Avg	FG	FGA	Pct	3FG	3FGA	Pct	FT	FTA	Pct	Off	Def	Tot	Avg	PF	FO	Ast	TO	Blk	Stl	Pts	Avg
2017-18	12	12	444	37.0	42	99	.424	20	51	.392	18	26	.692	3	29	32	2.7	27	1	32	35	2	19	122	10.2
2018-19	17	17	616	36.2	68	181	.376	26	81	.321	50	65	.769	14	53	67	3.9	43	1	61	33	1	31	212	12.5
2019-20	19	18	669	35.2	106	228	.465	38	106	.358	55	72	.764	8	63	71	3.7	56	3	82	58	2	45	305	16.1
CAREER	48	47	1729	36.0	216	508	.425	84	238	.353	123	163	.755	25	145	170	3.5	126	5	175	126	5	95	639	13.3



## STUDENT-ATHLETE PROFILES



## ALVARADO GAME-BY-GAME STATISTICS

2017-18	Date	GS	Min	FG	FGA	Pct	3FG	3FGA	Pct	FT	FTA	Pct	OR	DR	Tot	Avg	PF	A	TO	Bk	Stl	Pts	Avg
vs UCLA	11/11/17	*	28	4	8	500	2	5	400	2	2	1,000	1	6	7	7.0	3	3	0	0	2	12	12.0
BETHUNE-COOKMAN	11/19/17	*	39	5	11	455	0	3	000	8	10	800	2	4	6	6.5	3	5	3	0	1	18	15.0
UTRGV	11/22/17	*	28	4	6	667	0	2	000	0	1	000	0	3	3	5.3	4	6	3	0	2	8	12.7
NORTH TEXAS	11/24/17	*	39	7	9	778	2	4	500	3	3	1,000	0	7	7	5.8	2	4	1	0	3	19	14.3
NORTHWESTERN	11/28/17	*	35	3	10	300	1	5	200	2	3	667	0	3	3	5.2	1	4	2	0	1	9	13.2
GRAMBLING STATE	12/1/17	*	30	6	12	500	4	10	400	6	7	857	0	1	1	4.5	3	4	1	0	3	22	14.7
TENNESSEE	12/3/17	*	35	4	15	267	3	6	500	3	4	750	3	4	7	4.9	4	1	2	0	2	14	14.6
at Wofford	12/06/17	*	40	3	7	429	3	4	750	0	0	000	1	5	6	5.0	3	2	4	0	1	9	13.9
FLORIDA A&M	12/17/17	*	26	0	4	000	0	1	000	4	4	1,000	0	5	5	5.0	3	7	1	0	3	4	12.8
at Georgia	12/19/17	*	33	5	9	556	0	4	000	2	2	1,000	1	2	3	4.8	3	2	3	0	3	12	12.7
WRIGHT STATE	12/22/17	*	37	7	14	500	1	5	200	8	10	800	2	2	4	4.7	3	3	3	0	2	23	13.6
COPPIN STATE	12/27/17	*	22	3	5	600	0	1	000	2	2	1,000	0	3	3	4.6	0	0	1	0	1	8	13.2
at Notre Dame	12/30/17	*	40	4	8	500	2	6	333	1	2	500	0	1	1	4.3	0	1	1	0	1	11	13.0
MIAMI	1/3/18	*	39	5	9	556	0	1	000	2	2	1,000	0	3	3	4.2	3	0	7	2	2	12	12.9
VALE	1/6/18	*	38	6	12	500	4	7	571	7	7	1,000	2	4	6	4.3	1	4	0	0	0	23	13.6
NOTRE DAME	1/10/18	*	40	2	6	333	1	4	250	1	1	1,000	0	2	2	4.2	1	4	4	0	1	6	13.1
at Pittsburgh	1/13/18	*	35	3	7	429	2	6	333	2	3	667	0	3	3	4.1	2	1	0	0	1	10	12.9
VIRGINIA	1/18/18	*	40	1	7	143	1	2	500	1	2	500	1	5	6	4.2	1	5	3	0	3	4	12.4
at North Carolina	1/20/18	*	37	6	11	545	4	7	571	1	2	500	1	2	3	4.2	5	2	3	0	0	17	12.7
at Florida State	1/24/18	*	36	8	18	444	4	9	444	3	5	600	0	1	1	4.0	4	1	4	0	2	23	13.2
CLEMSON	1/28/18	*	40	3	6	500	1	2	500	4	5	800	0	3	3	4.0	1	5	2	0	2	11	13.1
SYRACUSE	1/31/18	*	40	1	8	125	1	4	250	2	3	667	0	4	4	4.0	3	5	1	4	4	5	12.7
at Boston College	2/4/18	*	45	5	12	417	2	6	333	0	0	000	0	2	2	3.9	4	4	4	0	3	12	12.7
at Louisville	2/8/18	*	42	4	6	667	2	3	667	1	1	1,000	1	3	4	3.9	1	4	3	0	0	11	12.6
DUKE	2/11/18	*	12	0	1	000	0	1	000	0	0	000	0	0	0	3.7	2	0	3	0	0	0	12.1
at Wake Forest	2/14/18	DNP																					
VIRGINIA TECH	2/17/18	DNP																					
at Virginia	2/21/18	DNP																					
at Clemson	2/24/18	DNP																					
NC STATE	3/1/18	DNP																					
WAKE FOREST	3/3/18	DNP																					
vs Boston College	3/6/18	DNP																					
Totals		25	874	99	221	448	40	108	370	65	81	802	15	78	93	37	60	77	59	2	43	303	12.1

2018-19	Date	GS	Min	FG	FGA	Pct	3FG	3FGA	Pct	FT	FTA	Pct	OR	DR	Tot	Avg	PF	A	TO	Bk	Stl	Pts	Avg
LAMAR	11/9/18	*	34	6	12	500	2	7	286	0	0	000	1	2	3	3.0	3	5	3	0	2	14	14.0
at Tennessee	11/13/18	*	30	3	11	273	2	6	333	0	0	000	0	1	1	2.0	5	1	1	0	0	8	11.0
EAST CAROLINA	11/16/18	*	27	4	7	571	1	3	333	0	0	000	1	3	4	2.7	1	6	3	1	3	9	10.3
UTRGV	11/21/18	*	19	3	8	375	3	6	500	3	6	500	0	3	3	2.8	3	3	1	0	2	12	10.8
PRAIRIE VIEW	11/23/18	*	36	6	11	545	1	5	200	2	3	667	1	2	3	2.8	2	6	1	0	4	15	11.6
at Northwestern	11/28/18	*	34	7	15	467	2	5	400	8	9	889	2	1	3	2.8	3	0	4	1	2	24	13.7
vs St. John's	12/1/18	*	38	5	15	333	0	6	000	7	8	875	0	3	3	2.9	4	4	2	0	1	17	14.1
FLORIDA A&M	12/9/18	*	20	2	5	400	0	2	000	0	0	000	0	2	2	2.8	2	1	2	0	1	4	12.9
GARDNER-WEBB	12/17/18	*	40	8	16	500	2	9	222	1	1	1,000	0	3	3	2.8	4	1	2	0	1	19	13.6
at Arkansas	12/19/18	*	40	9	15	600	2	5	400	0	1	000	0	9	9	3.4	1	1	4	0	2	20	14.2
GEORGIA	12/22/18	*	40	3	20	150	0	6	000	5	7	714	2	6	8	3.8	3	5	4	0	4	11	13.9
KENNESAW STATE	12/28/18	*	23	4	7	571	2	5	400	0	0	000	0	3	3	3.8	1	2	1	0	2	10	13.6
USC UPSTATE	1/2/19	*	26	3	6	500	0	2	000	2	3	667	0	5	5	3.8	0	4	2	0	0	8	13.2
WAKE FOREST	1/5/19	*	37	3	9	333	1	6	167	6	6	1,000	0	4	4	3.9	2	7	0	0	2	13	13.1
VIRGINIA TECH	1/9/19	*	39	6	11	545	3	5	600	5	8	625	0	1	1	3.7	4	4	4	0	2	20	13.6

at Syracuse	1/12/19	*	38	5	6	833	3	3	1,000	6	7	857	0	3	3	3.6	2	2	4	0	3	19	13.9
at Clemson	1/16/19	*	35	3	9	333	2	4	500	2	4	500	0	5	5	3.7	3	3	2	0	0	10	13.7
LOUISVILLE	1/19/19	DNP																					
NOTRE DAME	1/22/19	*	38	4	12	333	2	7	286	6	6	1,000	0	3	3	3.7	1	2	4	0	3	16	13.8
at Duke	1/26/19	*	39	3	10	300	0	3	000	1	2	500	2	5	7	3.8	3	6	5	0	1	7	13.5
NORTH CAROLINA	1/29/19	*	28	2	9	222	1	4	250	0	0	000	1	4	5	3.9	0	5	3	0	4	5	13.1
at Florida State	2/2/19	*	24	0	10	000	0	5	000	0	0	000	0	3	3	3.9	5	2	1	0	0	0	12.4
CLEMSON	2/6/19	*	28	1	10	100	1	2	500	0	0	000	2	2	4	3.9	1	4	2	0	2	3	12.0
at Notre Dame	02/10/19	*	40	2	10	200	1	6	167	0	0	000	1	1	2	3.8	2	1	0	0	2	5	11.7
at Virginia Tech	2/13/19	*	31	2	10	200	0	6	000	0	0	000	0	1	1	3.7	2	1	0	0	0	4	11.4
FLORIDA STATE	2/16/19	*	38	6	11	545	3	7	429	2	2	1,000	1	4	5	3.7	2	3	2	0	2	17	11.6
PITTSBURGH	2/20/19	*	40	9	13	692	2	5	400	9	10	900	2	4	6	3.8	2	5	1	1	2	29	12.3
at Miami	2/23/19	*	40	6	14	429	2	6	333	6	9	667	2	5	7	3.9	4	4	2	0	2	20	12.6
at Virginia	2/27/19	*	37	5	11	455	2	4	500	0	0	000	0	0	0	3.8	3	4	0	0	1	12	12.5
BOSTON COLLEGE	3/3/19	*	44	6	14	429	3	6	500	6	10	600	3	2	5	3.8	4	4	1	0	2	21	12.8
at NC State	3/6/19	*	40	5	12	417	0	2	000	1	1	1,000	0	6	6	3.9	3	4	2	0	3	11	12.8
vs Notre Dame	3/12/19	*	39	1	8	125	1	6	167	0	2	000	0	3	3	3.9	4	5	1	0	1	3	12.5
Totals		30	1062	132	337	392	44	154	286	78	105	743	21	99	120	39	79	105	64	3	56	386	12.5

2019-20	Date	GS	Min	FG	FGA	Pct	3FG	FGA	Pct	FT	FTA	Pct	OR	DR	Tot	Avg	PF	A	TO	Bk	Stl	Pts	Avg	
at NC State	11/05/2019	*	34:18	4	10	400	2	7	286	0	0	0.000	0	2	2	2.0	4	7	3	0	0	10	10.0	
Blin	11/11/2019		DNP																					
at Georgia	11/20/2019	*	16:10	1	7	.143	0	4	.000	0	0	0.000	0	3	3	2.5	3	2	0	0	0	2	6.0	
Arkansas	11/25/2019		DNP																					
Bethune-Cookman	12/1/2019		DNP																					
Nebraska	12/4/2019		DNP																					
Syracuse	12/7/2019		DNP																					
at Kentucky	12/14/2019		DNP																					
Ball State	12/18/2019		DNP																					
vs Boise State	12/22/2019	*	29:32	4	13	.308	2	7	.286	4	4	1.000	0	1	1	2.0	1	1	4	0	2	14	8.7	
vs Houston	12/23/2019	*	35:48	2	5	400	1	3	.333	2	2	1.000	0	0	0	1.5	4	4	0	0	2	7	8.3	
at Hawaii	12/25/2019	*	34:40	2	6	.333	0	2	.000	4	4	1.000	1	4	5	2.2	3	4	1	0	3	8	8.2	
at Florida State	12/31/2019	*	39:02	2	10	200	0	4	.000	0	0	0.000	0	2	2	2.2	1	5	3	0	3	4	7.5	
at North Carolina	01/04/2020	*	27:56	12	22	.667	4	6	.667	5	7	.714	0	1	1	2.0	4	8	3	0	6	25	10.0	
Duke	01/08/2020	*	36:00	7	12	.583	2	4	.500	2	2	1.000	0	1	1	1.9	3	5	4	0	2	18	11.0	
at Boston College	01/11/2020	*	33:29	2	7	.286	2	4	.500	3	4	.750	2	3	5	2.2	1	8	1	1	1	9	10.8	
Notre Dame	01/15/2020	*	33:06	3	7	.429	1	4	.250	0	0	0.000	0	5	5	2.5	5	9	3	0	7	14.4		
Virginia	01/18/2020	*	35:01	8	14	.571	2	7	.286	2	3	.667	1	1	2	2.5	4	2	2	0	2	20	11.3	
at Louisville	01/22/2020	*	39:06	4	11	.364	2	7	.286	3	4	.750	0	10	10	3.1	0	2	6	0	1	13	11.4	
NC State	01/25/2020	*	37:22	9	21	.429	2	8	.250	6	8	.750	0	8	8	3.5	1	2	5	0	9	26	12.5	
Morehouse	01/28/2020	*	18:56	4	9	.444	1	3	.333	0	0	0.000	0	1	1	3.3	2	3	1	0	1	9	12.3	
at Notre Dame	02/01/2020	*	40:00	10	19	.526	3	7	.429	2	4	.500	2	4	6	3.5	3	1	2	0	1	25	13.1	
Virginia Tech	02/04/2020	*	29:14	8	14	.571	3	6	.500	1	2	.500	0	2	3	3.4	2	6	1	0	2	20	13.6	
at Pittsburgh	02/08/2020	*	36:50	3	8	.375	1	4	.250	2	2	1.000	0	4	4	3.5	4	4	1	0	0	9	13.3	
Louisville	02/12/2020	*	33:15	5	11	.455	3	6	.500	5	6	.833	1	2	3	3.4	3	2	5	0	0	18	13.6	
at Wake Forest	02/19/2020	*	40:00	4	10	400	1	4	.250	13	15	.867	0	1	1	3.3	2	4	1	0	0	22	14.0	
at Syracuse	02/22/2020	*	39:24	3	8	.375	2	6	.333	0	0	0.000	0	2	2	3.3	5	6	3	0	3	8	13.7	
Clemson	02/25/2020	*	29:02	8	14	.571	3	5	.600	0	1	0.000	0	3	3	3.2	3	3	1	0	3	19	14.0	
Miami	02/29/2020	*	36:57	7	15	.467	1	6	.167	1	2	.500	0	4	4	3.3	3	2	6	0	7	16	14.0	
Pittsburgh	03/04/2020	*	34:53	8	16	.500	2	6	.333	5	5	1.000	1	7	8	3.5	3	5	2	1	3	23	14.4	
at Clemson	03/06/2020	*	34:00	3	9	.333	2	5	.400	5	7	.714	0	1	1	3.4	5	1	6	0	2	13	14.4	
Totals			23	804	01	119	268	44	125	336	65	82	793	9	72	81	34	69	96	64	2	53	345	14.4

## STUDENT-ATHLETE PROFILES

## BUBBA PARHAM

11

Guard • 5-10 • 162 • Senior • Snellville, Ga. • Brookwood HS / VMI

## General

Atlanta-area product who transferred to Georgia Tech following two standout seasons at VMI, where he made the All-Southern Conference team as a sophomore and was named SoCon Freshman of the Year ... Prolific three-point shooter who can score in a variety of ways despite his small stature ... Was granted immediate eligibility by the NCAA on Sept. 11, and has two seasons of eligibility remaining ... Has five brothers and sisters ... Enjoys bowling ... Studied psychology at VMI, majoring in history, technology and society at Tech.



## 2019-20 (at Georgia Tech)

Started six games while Jose Alvarado was sidelined, averaged 26.5 minutes per game ... Averaged 5.2 points and 1.8 assists per game, and went 26-of-30 at the free throw line ... Tallied six double-figure scoring games this season, all against power conference teams (Georgia, Arkansas, Syracuse, Kentucky, North Carolina, Virginia Tech) ... In ACC games, hit 29.6 percent of his threes and averaged 2.0 assists while averaging 25.3 minutes off the bench ... Had 16 games with zero or one turnover ... Ranked No. 18 among 2019-20 transfer class by Stadium's Jeff Goodman, who quoted a scout as saying, "He's a badass. Cat-quick combo guard who can score 40. Elite in ball screens, deep range and can really pass."

## 2018-19 (at VMI)

Made the All-Southern Conference second teams by both the league's coaches and media ... Topped the SoCon in scoring with 21.4 points per game, and became the 41st player in VMI history to reach the 1,000-point mark with a career-high 38 points Feb. 23 at Western Carolina ... Ranked third in the SoCon with 3.63 three-point field goals per game, hitting 39.7 percent of his attempts, and had 10 games with five or more three-pointers made during the season ... Led the team in assists with 105 (3.5 per game), which ranked sixth in the SoCon ... Set career high with nine assists against The Citadel Mar. 2, and dished seven in two other games ... Stood sixth in the SoCon in free throw percentage at 79.4 ... Tallied 30-plus points in four consecutive games at one point in the season, becoming the first SoCon player since Stephen Curry of Davidson in 2017-18 to accomplish the feat ... During the string, he scored a then-career-high 35 points with school record 10 three-pointers at Kentucky November 18 ... Eclipsed that with 41 points against Western Carolina in the opening round of the SoCon Tournament, hitting 9-of-16 shots from the floor, 6-of-8 from three-point range and 17-of-18 from the free throw line; also had three assists and no turnovers in 36 minutes ... Recorded nine 30-point games on the season, becoming the first conference player to do so since Stephen Curry reached the mark 15 times in 2008-09.

## 2017-18 (at VMI)

Named SoCon Freshman of the Year by the league media ... Became the first VMI freshman to earn conference FOTY honors since D.J. Covington in 2010-11 (Big South Conference) and the first VMI SoCon FOTY since Jason Conley in 2001-02 ... Topped the team in scoring with a 14.6 points per game average, sixth in the SoCon ... Led or co-led VMI in scoring in 15 games, including eight straight conference games in January ... Had 24 double-figure scoring games on the season ... Had 15-game double-figure scoring streak snapped at Furman Feb. 20 (3 points) ... Averaged 16.6 point in conference play, fourth in the league ... Had seven games of 20 or more points,

including a season-high 26 points with a season-high seven assists in win at Chattanooga Jan. 27 ... Hit 50-foot shot at buzzer against Wofford Jan. 24 to preserve double-figures streak ... Started all 30 games as a true freshman ... Led team in free throw percentage with a 79.8 mark, which ranked fourth in the SoCon ... Knocked down 12 of 12 from the free throw line in a 22-point college debut at NC State Nov. 10, marking the most points by a VMI freshman since Q.J. Peterson's 25 points in second round of the CIT ... Scored 21 points, including 17 after halftime to lead VMI past Charleston Southern Nov. 28 and also hit four 3-pointers that night ... Scored 21 points and hit a career-high five 3-pointers against Furman Dec. 30.

## High School

Scored 1,341 points and averaged 14.1 points per game, 2.5 rebounds per game, and 2.2 assists at Brookwood High School in Snellville, Ga., and finished his career as the school's No. 3 all-time leading scorer ... Named 2016-17 Gwinnett Daily Post Player of the Year and 2016-17 Region 7 AAAAAAA Player of the Year ... In 2015-16, Parham was named to the Deep South Classic All-Tournament Team and was selected second-team All-Region 8 AAAAAA ... In his sophomore season, Parham was tabbed Deep South Classic Most Valuable Player, and the following season was named to the 2016 GACA North-South Junior All-Star game.



## CAREER STATISTICS

Year	GP	GS	MP	Avg	FG	FGA	Pct	3FG	3FGA	Pct	FT	FTA	Pct	Off	Def	Tot	Avg	PF	FO	Ast	TO	Blk	Stl	Pts	Avg
2017-18*	30	30	895	29.8	145	363	.399	58	175	.331	91	114	.798	12	89	101	3.4	67	0	74	83	0	24	439	14.6
2018-19*	32	32	1084	33.9	210	494	.425	116	292	.397	150	189	.794	10	99	109	3.4	60	0	112	82	1	20	686	21.4
2019-20	31	6	822	26.5	54	151	.358	26	86	.302	26	30	.867	12	63	75	2.4	85	3	55	42	1	25	160	5.2
GT Totals	31	6	822	26.5	54	151	.358	26	86	.302	26	30	.867	12	63	75	2.4	85	3	55	42	1	25	160	5.2
CAREER	93	68	2801	30.1	409	1008	.406	200	553	.362	267	333	.802	34	251	285	3.1	212	3	241	207	2	69	1285	13.8

\*at VMI

## CAREER STATISTICS - SOUTHERN CONFERENCE GAMES

Year	GP	GS	MP	Avg	FG	FGA	Pct	3FG	3FGA	Pct	FT	FTA	Pct	Off	Def	Tot	Avg	PF	FO	Ast	TO	Blk	Stl	Pts	Avg
2017-18*	18	18	581	32.3	102	251	.406	40	118	.339	55	72	.764	8	47	55	3.1	41	0	47	48	0	18	299	16.6
2018-19*	18	18	621	34.5	109	259	.421	59	157	.376	72	93	.774	2	48	50	2.8	35	0	68	54	1	12	349	19.4
CAREER*	36	36	1202	33.4	211	510	.414	99	275	.360	127	165	.770	10	95	105	2.9	76	0	115	102	1	30	648	18.0

## CAREER STATISTICS - ACC GAMES

Year	GP	GS	MP	Avg	FG	FGA	Pct	3FG	3FGA	Pct	FT	FTA	Pct	Off	Def	Tot	Avg	PF	FO	Ast	TO	Blk	Stl	Pts	Avg
2019-20	20	1	506	25.3	27	84	.321	16	54	.296	19	22	.864	7	41	48	2.4	53	2	40	28	0	13	89	4.5
CAREER	20	1	506	25.3	27	84	.321	16	54	.296	19	22	.864	7	41	48	2.4	53	2	40	28	0	13	89	4.5



## STUDENT-ATHLETE PROFILES

## CAREER HIGHS - VMI

Points: 41, Western Carolina, 03/08/19

Rebounds: 9, at Stetson, 11/23/18

Assists: 9, The Citadel, 03/02/19

Steals: 4, at The Citadel, 02/17/18

Blocks: 1, UNC Greensboro, 01/05/19

FG made: 13, at Western Carolina, 02/23/19

FG attempts: 26, at Western Carolina, 02/23/19

3FG made: 10, at Kentucky, 11/18/18

3FG attempts: 16, at Kentucky, 11/18/18

FT made: 17, vs Western Carolina, 03/08/19

FT attempts: 17, vs Western Carolina, 03/08/19

Minutes: 45, at Stetson, 11/23/18

## CAREER HIGHS - GEORGIA TECH

Points: 11, at North Carolina, 01/04/20; Syracuse, 12/07/19

Rebounds: 6, Duke, 01/08/20; at Boston College, 01/11/20; Elon, 11/11/19

Assists: 4, Nebraska, 12/04/19; at Florida State, 12/31/19

Steals: 2, 6 times

Blocks: 1, Morehouse, 01/28/20

FG made: 4, Virginia Tech, 02/04/20; Syracuse, 12/07/19; at Kentucky, 12/14/19

FG attempts: 11, Nebraska, 12/04/19; Syracuse, 12/07/19

3FG made: 3, Syracuse, 12/07/19

3FG attempts: 9, Syracuse, 12/07/19

FT made: 6, at North Carolina, 01/04/20

FT attempts: 6, at North Carolina, 01/04/20

Minutes: 39:58, Arkansas, 11/25/19

## CAREER HIGHS - ACC GAMES

Points: 11, at North Carolina, 01/04/2; Syracuse, 12/07/19

Rebounds: 6, Duke, 01/08/20; at Boston College, 01/11/20

Assists: 4, at Florida State, 12/31/19

Steals: 2, 4 times

FG made: 4, Virginia Tech, 02/04/20; Syracuse, 12/07/19

FG attempts: 11, Syracuse, 12/07/19

3FG made: 3, Syracuse, 12/07/19

3FG attempts: 9, Syracuse, 12/07/19

FT made: 6, at North Carolina, 01/04/20

FT attempts: 6, at North Carolina, 01/04/20

Minutes: 34:44, Clemson, 02/25/20

## PARHAM GAME-BY-GAME STATISTICS

2017-18 (at VMI).....Date GS	Min	FG	FGA	Pct	3FG	FGA	Pct	FT	FTA	Pct	OR	DR	Tot	Avg	PF	A	T	Bk	Stl	Pts	Avg
at NC State.....11/10/17 *	24	4	11	36.4	2	7	28.6	12	12	100.0	0	3	3	3.0	2	0	4	0	1	22	22.0
at Duquesne.....11/14/17 *	30	4	9	44.4	3	5	60.0	1	2	50.0	1	3	4	3.5	4	3	3	0	0	12	17.0
PRESBYTERIAN.....11/18/17 *	22	0	5	0.0	0	3	0.0	2	2	100.0	0	3	3	3.3	2	3	3	0	0	2	12.0
OHIO VALLEY.....11/21/17 *	29	8	16	50.0	0	6	0.0	3	3	100.0	0	7	7	4.3	1	2	5	0	0	19	13.8



at American.....11/25/17 *	18	1	6	16.7	0	3	.000	2	2	1.000	1	1	2	3.8	3	0	1	0	1	4	11.8	
at Charleston Southern 11/28/17 *	34	7	11	63.6	4	6	66.7	3	4	.750	0	5	5	4.0	3	6	2	0	1	21	13.3	
RADFORD.....12/2/17 *	37	5	13	38.5	2	6	33.3	2	3	.667	0	5	5	4.1	2	3	4	0	0	14	13.4	
at Davidson.....12/05/17 *	26	4	9	44.4	2	2	1.000	0	0	.000	0	4	4	4.1	1	0	3	0	1	10	13.0	
LONGWOOD.....12/9/17 *	27	2	9	22.2	2	7	28.6	5	8	.625	1	2	3	4.0	3	3	1	0	0	11	12.8	
SOUTHERN WESLEYAN12/14/17 *	20	3	8	37.5	1	4	.250	2	2	1.000	1	1	2	3.8	2	2	2	0	0	9	12.4	
at VCU.....12/22/17 *	29	2	10	20.0	1	6	.167	4	4	1.000	0	5	5	3.9	2	3	5	0	1	9	12.1	
FURMAN.....12/30/17 *	30	7	13	53.8	5	9	.556	2	2	1.000	0	3	3	3.8	3	1	3	0	0	21	12.8	
at Wofford.....1/04/18 *	26	4	10	40.0	2	5	.400	1	1	1.000	0	3	3	3.8	0	1	2	0	0	11	12.7	
UNC Greensboro.....1/06/18 *	34	6	9	66.7	2	3	.667	5	7	.714	0	4	4	3.8	3	4	0	0	2	19	13.1	
at ETSU.....1/13/18 *	31	5	12	41.7	2	5	.400	4	5	.800	0	3	3	3.7	3	0	3	0	0	16	13.3	
at Western Carolina.....1/15/18 *	39	6	16	37.5	2	7	.286	6	7	.857	4	3	7	3.9	1	4	3	0	1	20	13.8	
MERCER.....1/18/18 *	36	7	15	46.7	4	9	.444	0	2	.000	0	1	1	3.8	2	3	1	0	0	18	14.0	
THE CITADEL.....1/20/18 *	37	8	12	66.7	4	7	.571	4	4	1.000	0	4	4	3.8	2	4	1	0	1	24	14.6	
WOFFORD.....1/24/18 *	21	2	9	22.2	1	6	.167	6	6	1.000	0	0	0	3.6	3	0	5	0	0	11	14.4	
at Chattanooga.....1/27/18 *	37	10	25	40.0	3	6	.500	3	4	.750	0	4	4	3.6	1	7	5	0	0	26	15.0	
at Samford.....1/29/18 *	31	8	17	47.1	2	10	.200	0	0	.000	0	2	2	3.5	2	2	1	0	3	18	15.1	
at UNC Greensboro.....2/01/18 *	34	5	7	.714	1	2	.500	2	4	.500	0	5	5	3.6	1	3	4	0	0	13	15.0	
WESTERN CAROLINA.....2/08/18 *	37	5	21	23.8	1	10	.100	1	2	.500	2	2	4	3.6	1	2	1	0	2	12	14.9	
ETSU.....2/10/18 *	35	3	14	21.4	3	7	.429	2	5	.400	1	5	6	3.7	4	3	4	0	2	11	14.7	
at Mercer.....2/15/18 *	30	6	14	42.9	1	5	.200	3	5	.600	1	2	3	3.7	1	4	1	0	2	16	14.8	
at The Citadel.....2/17/18 *	36	8	18	44.4	1	6	.167	8	10	.800	0	4	4	3.7	4	3	4	0	4	25	15.2	
at Furman.....2/20/18 *	29	1	10	.100	1	7	.143	0	0	.000	0	0	0	3.6	3	2	2	0	0	3	14.7	
SAMFORD.....2/23/18 *	28	6	18	33.3	3	8	.375	4	4	1.000	0	1	1	3.5	4	1	2	0	1	19	14.9	
CHATTANOOGA.....2/25/18 *	31	5	11	.455	2	6	.333	4	4	1.000	0	1	1	3.4	3	3	6	0	0	16	14.9	
vs The Citadel.....3/02/18 *	17	3	5	.600	1	2	.500	0	0	.000	0	3	3	3.4	1	2	2	0	1	7	14.6	
Totals.....	30	895	145	363	.399	58	175	.331	91	114	.798	12	89	101	3.4	67	74	83	0	24	439	14.6

2018-19 (at VMI)	Date	GS	Min	FG	FGA	Pct	3FG	FGA	Pct	FT	FTA	Pct	OR	DR	Tot	Avg	PF	A	T	Bk	Stl	Pts	Avg
WASHINGTON COL	11/06/18	*	26	8	15	53.3	2	7	28.6	5	6	83.3	2	4	6	6.0	0	2	0	0	0	23	23.0
at Pittsburgh	11/09/18	*	30	6	16	37.5	3	8	37.5	1	4	25.0	0	0	0	3.0	2	2	1	0	1	16	19.5
GOUCHER	11/11/18	*	22	6	12	50.0	4	7	57.1	3	3	100.0	0	4	4	3.3	0	2	0	0	1	19	19.3
USC UPSTATE	11/14/18	*	36	3	12	25.0	0	4	0.0	8	9	88.9	0	0	0	2.5	3	7	4	0	0	14	18.0
at Kentucky	11/18/18	*	38	11	20	55.0	10	16	62.5	3	3	100.0	1	2	3	2.6	3	4	3	0	0	35	21.4
KY CHRISTIAN	11/20/18	*	34	9	21	42.9	5	11	45.5	10	11	90.9	2	4	6	3.2	4	1	2	0	1	33	23.3
at Stetson	11/23/18	*	45	9	24	37.5	5	13	38.5	7	9	77.8	0	9	9	4.0	1	5	4	0	0	30	24.3
AMERICAN	11/27/18	*	35	7	18	38.9	4	7	57.1	12	14	85.7	1	4	5	4.1	4	0	5	0	2	30	25.0
at Longwood	12-01-18	*	31	2	15	13.3	1	10	10.0	2	6	33.3	0	7	7	4.4	4	4	1	0	0	7	23.0
at Virginia Tech	12/05/18	*	28	5	13	38.5	2	9	22.2	0	0	0.0	0	5	5	4.5	4	3	4	0	0	12	21.9
at Chattanooga	12/09/18	*	35	5	15	33.3	1	5	20.0	2	2	100.0	0	4	4	4.5	0	4	6	0	0	13	21.1
at Presbyterian	12/12/18	*	36	10	15	66.7	5	9	55.6	1	1	100.0	0	2	2	4.3	0	3	1	0	0	26	21.5
NORTH ALABAMA	12/21/18	*	35	8	18	44.4	6	12	50.0	7	9	77.8	0	1	1	4.0	3	4	3	0	1	29	22.1
at Samford	12/29/18	*	34	8	20	40.0	6	12	50.0	2	3	66.7	0	2	2	3.9	1	3	5	0	2	24	22.2
UNC GREENSBORO	1/05/19	*	36	6	12	50.0	1	6	16.7	4	5	80.0	0	5	5	3.9	3	5	4	1	0	17	21.9
FURMAN	1/10/19	*	32	1	6	16.7	0	3	0.0	4	5	80.0	0	1	1	3.8	2	3	4	0	0	6	20.9
WOFFORD	1/12/19	*	34	2	7	28.6	2	6	33.3	4	6	66.7	0	2	2	3.6	3	4	4	0	0	10	20.2
at ETSU	1/17/19	*	32	7	15	46.7	5	11	45.5	6	7	85.7	0	4	4	3.7	3	6	4	0	1	25	20.5
WESTERN CAROLINA	1/19/19	*	40	11	21	52.4	4	10	40.0	7	10	70.0	0	2	2	3.6	3	4	1	0	1	33	21.2
at Mercer	1/24/19	*	38	6	16	37.5	2	11	18.2	3	4	75.0	0	1	1	3.5	1	5	2	0	0	17	21.0
at The Citadel	1/26/19	*	35	5	10	50.0	3	7	42.9	11	12	91.7	0	6	6	3.6	3	1	2	0	2	24	21.1
at UNC Greensboro	1/31/19	*	30	4	11	36.4	3	6	50.0	1	2	50.0	0	2	2	3.5	1	4	0	0	0	12	20.7
CHATTANOOGA	2/07/19	*	35	8	17	47.1	4	7	57.1	1	4	25.0	0	4	4	3.5	3	2	4	0	0	21	20.7
SAMFORD	2/09/19	*	38	5	19	26.3	4	15	26.7	1	2	50.0	1	5	6	3.6	1	7	4	0	2	15	20.5
at Wofford	2/14/19	*	35	10	17	58.8	7	14	50.0	3	4	75.0	0	4	4	3.6	0	2	4	0	0	30	20.8
at Furman	2/16/19	*	24	6	13	46.2	4	10	40.0	0	0	0.0	0	1	1	3.5	2	3	1	0	1	16	20.7
ETSU	2/21/19	*	34	0	12	0.0	0	5	0.0	2	2	100.0	0	1	1	3.4	2	2	1	0	0	2	20.0
at Western Carolina	2/23/19	*	34	13	26	50.0	4	12	33.3	8	11	72.7	1	2	3	3.4	3	0	3	0	2	38	20.6
MERCER	2/28/19		35	8	13	61.5	6	10	60.0	9	9	100.0	0	2	2	3.4	2	4	3	0	1	31	21.0
THE CITADEL	3/02/19	*	37	4	9	44.4	3	7	42.9	4	5	80.0	0	0	0	3.3	2	9	2	0	0	15	20.8
vs Western Carolina	3/08/19	*	36	9	16	56.3	6	8	75.0	17	18	94.4	1	4	5	3.3	1	3	0	0	0	41	21.4
vs Wofford	3/09/19	*	32	8	20	40.0	4	14	28.6	2	3	66.7	1	5	6	3.4	0	4	0	2	0	22	21.4
Totals			32	1085	210	494	425	116	292	397	150	189	794	10	99	109	64	112	82	2	20	686	21.4

## STUDENT-ATHLETE PROFILES

## JORDAN USHER

4

Guard/Forward • 6-7 • 213 • Senior • Canton, Ga. • Wheeler HS/Southern California

## General

Atlanta-area product who transferred to Georgia Tech from the University of Southern California prior to the start of spring semester 2019 ... Becomes eligible following Tech's fall 2019 semester and is eligible through the 2020-21 season ... Strong wing with size and the ability to get to the rim and create scoring opportunities ... His athleticism and strength make him a force both offensively and defensively ... Plays with a high motor and is high-caliber academically ... Studied business at USC, enrolled in business administration at Georgia Tech.



## 2019-20

Became eligible Dec. 18 vs. Ball State and started all 23 games after he gained his eligibility, manning the wing spot on the floor ... Notched eight double-digit games, four of those in Tech's final seven games of the season (11 vs. Louisville, 10 at Wake Forest, 10 vs. Pittsburgh, 11 at Clemson) ... Scored a high of 18 against Boise State and 13 at Boston College ... Tech went 6-2 in games he scored in double-digits ... Averaged 8.2 points and 4.4 rebounds overall, 7.7 points and 4.4 rebounds in conference games ... Hit 75.9 percent of his free throw tries (41-of-54) in all games, 70.7 percent in ACC games.

## 2018-19 (at Southern California)

Prior to leaving the USC team, started twice and saw action in 12 games overall ... Averaged a career-high 24.5 minutes per game, with 8.6 points per game and 3.7 rebounds per game ... Hit 45.2 percent of his shots from the floor, and was 8-of-28 from three-point range.

## 2017-18 (at Southern California)

Averaged 4.8 points and 2.0 rebounds and played in all 36 games for the Trojans ... Made his only two starts of the season in the NIT games, scoring 13 points each in the win vs. UNC Asheville on March 13 and loss vs. Western Kentucky on March 19 ... Was the only Trojan to shoot over 40 percent from the field and three-point range and 75 percent or more from the free throw line ... His 40.9 percent shooting from three-point range tied for third all-time among USC freshmen ... Started the season slowly, scoring one point in USC's first eight games ... Made 1 of 2 free throws vs. North Dakota State on Nov. 13 for his first career point ... His first collegiate field goal was a three-pointer on Dec. 17 vs. UC Santa Barbara, and he finished the game with eight points ... Scored 12 points the next game vs. Princeton on Dec. 19 ... Scored a season-best 14 points three times: at California on Jan. 4, at Oregon State on Jan. 20 and at Utah on Feb. 24 ... In the game at Oregon State, he helped rally USC back from an 8-point deficit by going 4-for-4 from 3-point range in the second half.

## High School

Played the 2016-17 season at Wheeler High in Marietta, Ga. and helped lead his team to a 21-9 record and to the state GHSA 7-A quarterfinals ... Played his first three seasons at Sequoyah High in Canton, Ga., averaging 18.3 points, 8.2 rebounds, 3.2 assists, 2.5 steals and 1.3 blocks per game as a junior, leading his team to a 20-9 record ... Scored 20 or more points 13 times and had a personal-best 23 rebounds vs. Creekview ... Scored 30 or more points four times, including a career-best 37 points vs. North Forsyth in the 2014-15 season ... During the summer between

his junior and senior seasons, he played for the Atlanta Celtics, averaging 26.4 points per game ... Averaged 22.3 points as a sophomore at Sequoyah HS ... The four-star prospect was ranked No. 98 on ESPN's Top 100.

## CAREER HIGHS - USC

Points: 22, Cal State-Bakersfield, 11/25/18; at Santa Clara, 12/18/18  
Rebounds: 9, Cal State-Bakersfield, 11/25/18  
Assists: 4, Southern Utah, 12/21/18  
Steals: 4, at California, 01/04/18  
Blocks: 1 (7 times), last vs TCU, 12/07/18  
FG made: 8, Cal State-Bakersfield, 11/25/18  
FG attempts: 16, Vanderbilt, 11/11/18  
3FG made: 4, at Oregon State, 01/20/18; at Utah, 2/24/18  
3FG attempts: 9, Western Kentucky, 03/19/18  
FT made: 8, at Santa Clara, 12/18/18  
FT attempts: 8, Cal State-Bakersfield, 11/25/18; at Santa Clara, 12/18/18  
Minutes: 41, vs. Santa Clara, 12/18/18; 31 (regulation), vs. UNC Asheville, 03/13/18, Cal State-Bakersfield, 11/25/18

## CAREER HIGHS - GEORGIA TECH

Points: 18, vs. Boise State, 12/22/19  
Rebounds: 8, at Syracuse, 02/22/20  
Assists: 6, NC State, 01/25/20; Morehouse, 01/28/20  
Steals: 4, Morehouse, 01/28/20  
Blocks: 1, 4 times  
FG made: 6, vs. Boise State, 12/22/19  
FG attempts: 13, at Notre Dame, 02/01/20  
3FG made: 1, 7 times  
3FG attempts: 4, at Notre Dame, 02/01/20; at Florida State, 12/31/19  
FT made: 5, at Wake Forest, 02/19/20; vs. Boise State, 12/22/19  
FT attempts: 6, at Wake Forest, 02/19/20; vs. Boise State, 12/22/19  
Minutes: 35:43, vs. Houston, 11/23/20

## CAREER HIGHS - ACC GAMES

Points: 13, at Boston College, 01/11/20  
Rebounds: 8, at Syracuse, 02/22/20  
Assists: 6, NC State, 01/25/20  
Steals: 2, 4 times  
Blocks: 1, Notre Dame, 01/15/20; Virginia Tech, 02/04/20; at Wake Forest, 02/19/20  
FG made: 5, at Boston College, 01/11/20; Louisville, 02/12/20  
FG attempts: 13, at Notre Dame, 02/01/20  
3FG made: 1, 6 times  
3FG attempts: 4, at Notre Dame, 02/01/20; at Florida State, 12/31/19  
FT made: 5, at Wake Forest, 02/19/20  
FT attempts: 6, at Wake Forest, 02/19/20  
Minutes: 33:21, at Clemson, 03/06/20

## CAREER STATISTICS

Year	GP	GS	MP	Avg	FG	FGA	Pct	3FG	3FGA	Pct	FT	FTA	Pct	Off	Def	Tot	Avg	PF	FO	Ast	TO	Blk	Stl	Pts	Avg
2017-18*	36	2	509	14.1	60	135	.444	27	66	.409	24	32	.750	21	50	71	2.0	65	0	34	25	4	18	171	4.8
2018-19*	12	2	290	24.2	38	84	.452	8	28	.286	19	27	.704	10	34	44	3.7	36	1	20	20	3	4	103	8.6
2019-20	23	23	612	26.6	69	171	.404	9	44	.205	41	54	.759	17	84	101	4.4	58	1	49	58	6	18	188	8.2
GT Totals	23	23	612	26.6	69	171	.404	9	44	.205	41	54	.759	17	84	101	4.4	58	1	49	58	6	18	188	8.2
CAREER	71	27	1412	19.9	167	390	.428	44	138	.319	84	113	.743	48	168	216	3.0	159	2	103	103	13	40	462	6.5

\*at Southern California

## CAREER STATISTICS - PAC-12 GAMES

Year	GP	GS	MP	Avg	FG	FGA	Pct	3FG	3FGA	Pct	FT	FTA	Pct	Off	Def	Tot	Avg	PF	FO	Ast	TO	Blk	Stl	Pts	Avg
2017-18*	18	0	65	14.7	39	76	.513	14	33	.424	16	21	.762	9	28	37	2.1	34	-	23	12	1	16	108	6.0
2018-19*	0	0	0	0	0	0	0	0	0	0	0	0	0	0	0	0	0	0	0	0	0	0	0	0	0
CAREER	18	0	65	14.7	39	76	.513	14	33	.424	16	21	.762	9	28	37	2.1	34	-	23	12	1	16	108	6.0

## CAREER STATISTICS - ACC GAMES

Year	GP	GS	MP	Avg	FG	FGA	Pct	3FG	3FGA	Pct	FT	FTA	Pct	Off	Def	Tot	Avg	PF	FO	Ast	TO	Blk	Stl	Pts	Avg
2019-20	18	18	490	27.2	51	129	.395	8	34	.235	29	41	.707	14	66	80	4.4	42	1	39	41	5	13	139	7.7
CAREER	18	18	490	27.2	51	129	.395	8	34	.235	29	41	.707	14	66	80	4.4	42	1	39	41	5	13	139	7.7



## STUDENT-ATHLETE PROFILES



PLAYERS &amp; STAFF

## USHER GAME-BY-GAME STATISTICS

2017-18 (at USC).....Date GS	Min	FG	FGA	Pct	3FG	3FGA	Pct	FT	FTA	Pct	OR	DR	Tot	Avg	PF	A	TO	Blk	Stl	Pts	Avg	
CAL ST. FULLERTON.....11/10/17	15	0	2	0.000	0	1	0.000	0	0	0.000	1	1	2	-	3	0	2	1	0	0	-	
NORTH DAKOTA ST.....11/13/17	7	0	1	0.000	0	1	0.000	1	2	500	0	1	1	-	2	0	0	0	0	1	-	
at Vanderbilt.....11/19/17	3	0	0	0.000	0	0	0.000	0	0	0.000	0	0	0	-	0	0	1	0	0	0	-	
LEHIGH.....11/22/17	10	0	0	0.000	0	0	0.000	0	0	0.000	1	2	3	-	1	3	1	0	0	0	-	
TEXAS A&M.....11/26/17	3	0	2	0.000	0	0	0.000	0	0	0.000	0	0	0	-	2	0	0	0	0	0	-	
at SMU.....12/2/17	5	0	1	0.000	0	0	0.000	0	0	0.000	1	1	2	-	1	1	1	0	0	0	-	
vs. Oklahoma.....12/8/17	11	0	2	0.000	0	0	0.000	0	0	0.000	0	3	3	-	3	0	0	0	0	0	-	
SANTA CLARA.....12/14/17	10	0	0	0.000	0	0	0.000	0	0	0.000	0	2	2	-	1	1	2	0	0	0	-	
UC SANTA BARBARA.....12/17/17	18	3	4	750	1	1	1.000	1	2	500	1	2	3	-	1	3	0	0	0	8	-	
Princeton.....12/19/17	33	4	8	500	2	5	400	2	2	1.000	0	4	4	-	4	0	2	1	0	12	-	
vs. Akron.....12/22/17	21	0	2	0.000	0	1	0.000	2	2	1.000	3	3	6	-	2	0	1	0	0	2	-	
vs. Middle Tenn. St.....12/23/17	13	1	2	500	1	1	1.000	0	0	0.000	1	0	1	-	2	1	0	0	0	3	-	
vs. New Mexico State.....12/25/17	7	0	1	0.000	0	0	0.000	0	0	0.000	0	1	1	-	0	0	0	0	0	0	-	
WASHINGTON.....12/29/17	17	1	4	250	0	1	0.000	2	2	1.000	1	0	1	-	2	1	0	0	0	4	-	
WASHINGTON STATE.....12/31/17	18	4	5	800	0	1	0.000	2	2	1.000	2	3	5	-	1	3	3	1	3	10	-	
at California.....1/4/18	19	6	7	857	2	3	667	0	1	0.000	0	2	2	-	2	1	2	0	4	14	-	
at Stanford.....1/7/18	13	1	4	250	1	2	500	0	0	0.000	0	2	2	-	0	1	0	0	0	3	-	
COLORADO.....1/10/18	13	2	2	1.000	1	1	1.000	0	1	0.000	0	0	0	-	2	0	0	0	1	5	-	
UTAH.....1/14/18	16	3	6	500	1	3	333	2	2	1.000	0	1	1	-	3	2	0	0	1	9	-	
at Oregon.....1/18/18	11	1	3	333	0	1	0.000	0	0	0.000	0	1	1	-	1	1	2	0	0	2	-	
at Oregon State.....1/20/18	19	4	6	667	4	4	1.000	2	3	667	1	1	2	-	1	0	1	0	1	14	-	
STANFORD.....1/24/18	18	3	5	600	0	1	0.000	0	0	0.000	1	1	1	-	2	2	0	0	1	6	-	
CALIFORNIA.....1/28/18	15	1	6	167	1	3	333	0	0	0.000	3	5	8	-	3	3	1	0	1	3	-	
at UCLA.....2/3/18	11	0	4	0.000	0	2	0.000	2	2	1.000	0	1	1	-	2	2	0	0	1	2	-	
at Arizona State.....2/8/18	8	1	1	1.000	0	0	0.000	2	2	1.000	0	1	1	-	2	2	1	0	0	4	-	
at Arizona.....2/10/18	12	0	2	0.000	0	2	0.000	0	0	0.000	0	1	1	-	1	1	0	0	0	0	-	
OREGON.....2/15/18	11	1	4	250	0	2	0.000	0	0	0.000	1	0	1	-	2	1	1	0	1	2	-	
OREGON STATE.....2/17/18	20	3	4	750	0	0	0.000	1	2	500	1	2	3	-	3	1	0	0	0	7	-	
at Colorado.....2/21/18	14	2	4	500	0	1	0.000	1	2	500	0	3	3	-	2	0	0	0	1	5	-	
at Utah.....2/24/18	19	5	7	714	4	5	800	0	0	0.000	0	1	1	-	3	1	1	0	1	14	-	
UCLA.....3/3/18	11	1	2	500	0	1	0.000	2	2	1.000	0	3	3	-	2	1	0	0	0	4	-	
vs. Oregon State.....3/6/18	11	1	4	250	1	3	333	0	0	0.000	1	0	1	-	1	0	0	0	0	3	-	
vs. Oregon.....3/9/18	4	0	2	0.000	0	1	0.000	0	0	0.000	2	0	2	-	2	1	0	0	0	0	-	
vs. Arizona.....3/10/18	14	3	8	375	2	5	400	0	0	0.000	0	0	0	-	1	0	1	0	1	8	-	
UNC ASHEVILLE.....3/13/18	31	5	9	556	3	5	600	0	0	0.000	1	1	2	-	1	1	1	0	1	13	-	
WESTERN KENTUCKY.....3/19/18	28	4	11	364	3	9	333	2	3	667	0	1	1	-	4	0	1	1	0	13	-	
TOTALS.....	2	509	60	135	444	27	66	409	24	32	750	21	50	71	2.0	65	34	25	4	18	171	4.8

2018-19 (at USC).....Date GS	Min	FG	FGA	Pct	3FG	3FGA	Pct	FT	FTA	Pct	OR	DR	Tot	Avg	PF	A	TO	Blk	Stl	Pts	Avg	
ROBERT MORRIS.....11/6/18	29	2	6	.333	0	2	.000	3	5	.600	0	2	2	-	1	2	2	0	0	7	-	
VANDERBILT.....11/11/18	22	5	16	.313	2	5	.400	0	0	.000	3	2	5	-	5	2	0	1	0	12	-	
STETSON.....11/14/18	24	3	5	.600	0	1	.000	0	1	.000	1	4	5	-	2	3	4	0	1	6	-	
vs. Texas Tech.....11/19/18	19	1	3	.333	0	0	.000	0	0	.000	0	2	2	-	0	0	0	0	0	0	-	
vs. Missouri State.....11/20/18	17	0	2	.000	0	1	.000	0	0	.000	1	1	2	-	2	2	0	0	0	0	-	
CAL ST-BAKERSFIELD.....11/25/18	31	8	11	.727	1	4	.250	5	8	.625	2	7	9	-	2	3	2	0	0	22	-	
LONG BEACH STATE.....11/28/18	19	1	4	.250	1	1	1.000	0	0	.000	0	2	2	-	2	2	1	1	0	3	-	
NEVADA.....12/1/18	22	3	7	.429	2	4	.500	0	0	.000	0	1	1	-	5	0	1	0	1	8	-	
vs. TCU.....12/17/18	21	1	3	.333	0	1	.000	0	0	.000	0	4	4	-	1	1	5	1	0	2	-	
vs. Oklahoma.....12/15/18	19	3	7	.429	2	3	.667	2	2	1.000	1	3	4	-	5	3	1	0	1	7	-	
at Santa Clara.....12/18/18	41	7	15	.467	0	5	.000	8	8	1.000	2	3	5	-	4	1	2	0	2	22	-	
SOUTHERN UTAH.....12/21/18	26	4	5	.800	0	1	.000	1	3	.333	1	2	3	-	2	4	3	0	0	9	-	
TOTALS.....	2	290	38	84	452	8	28	286	19	27	704	10	34	44	3.7	36	20	20	3	4	103	8.6

2019-20 (at GaTech).....Date	GS	Min	FG	FGA	Pct	3FG	3FGA	Pct	FT	FTA	Pct	OR	DR	Tot	Avg	PF	A	TO	Blk	Stl	Pts	Avg		
Ball State.....12/18/2019	*	18:54	1	7	143	0	3	0.000	2	2	1.000	0	4	4	4.0	4	0	6	1	0	4	4.0		
vs Boise State.....12/22/2019	*	30:52	6	10	600	1	3	333	5	6	833	2	5	7	5.5	3	2	2	0	1	18	11.0		
vs Houston.....12/23/2019	*	35:43	4	12	333	0	3	0.000	2	2	1.000	0	4	4	5.0	3	1	3	0	0	10	10.7		
at Hawaii.....12/25/2019	*	23:52	3	8	375	0	0	0.000	2	2	1.000	1	2	3	4.5	4	1	5	0	0	8	10.0		
at Florida State.....12/31/2019	*	30:32	4	11	364	0	4	0.000	3	3	1.000	0	1	1	3.8	3	3	3	0	0	11	10.2		
at North Carolina.....01/04/2020	*	21:50	3	7	429	1	2	500	0	0	0.000	1	2	3	3.7	1	2	1	0	2	7	9.7		
Duke.....01/08/2020	*	20:34	0	4	0.000	0	1	0.000	0	0	0.000	0	1	1	3.3	1	1	1	0	0	0	8.3		
at Boston College.....01/11/2020	*	25:03	5	7	714	0	1	0.000	3	3	1.000	1	5	6	3.6	0	2	3	0	0	13	8.9		
Notre Dame.....01/15/2020	*	30:49	4	10	400	0	2	0.000	0	0	0.000	0	3	3	3.6	0	2	1	1	2	8	8.8		
Virginia.....01/18/2020	*	19:57	2	4	500	1	1	1.000	1	4	250	0	1	1	3.3	2	1	3	0	0	6	8.5		
at Louisville.....01/22/2020	*	30:47	2	7	286	0	2	0.000	3	4	750	2	3	5	3.5	5	2	3	0	1	7	8.4		
NC State.....01/25/2020	*	29:15	3	6	500	1	2	500	1	1	1.000	0	7	7	3.8	3	6	2	0	0	8	8.3		
Morehouse.....01/28/2020	*	13:56	4	5	800	0	1	0.000	1	1	1.000	0	3	3	3.7	2	6	1	0	4	9	8.4		
at Notre Dame.....02/01/2020	*	29:01	3	13	231	0	4	0.000	2	2	1.000	1	3	4	3.7	4	1	1	0	2	8	8.4		
Virginia Tech.....02/04/2020	*	29:09	3	5	600	0	1	0.000	2	2	1.000	0	3	3	3.7	3	2	2	1	0	8	8.3		
at Pittsburgh.....02/08/2020	*	30:19	3	5	600	1	1	1.000	0	0	0.000	0	4	4	3.7	3	3	4	0	0	7	8.3		
Louisville.....02/12/2020	*	31:01	5	10	500	0	2	0.000	1	4	250	1	3	4	3.7	4	1	2	0	2	11	8.4		
at Wake Forest.....02/19/2020	*	24:42	2	4	500	1	1	1.000	5	6	833	1	6	7	3.9	4	2	3	1	0	10	8.5		
at Syracuse.....02/22/2020	*	29:14	1	8	125	1	2	500	2	3	667	1	7	8	4.1	3	3	2	0	1	5	8.3		
Clemson.....02/25/2020	*	18:40	2	4	500	0	1	0.000	0	0	0.000	1	5	6	4.2	1	1	5	1	0	4	8.1		
Miami.....02/29/2020	*	25:28	2	9	222	0	2	0.000	1	3	333	2	3	5	4.2	2	2	2	0	1	5	8.0		
Pittsburgh.....03/04/2020	*	29:25	4	6	667	1	2	500	1	2	500	1	3	4	4.2	2	4	2	1	1	10	8.0		
at Clemson.....03/06/2020	*	33:21	3	9	333	1	3	333	4	4	1.000	2	6	8	4.4	1	1	1	1	0	11	8.2		
Totals.....		23	612	23	69	171	40	9	44	205	41	54	759	17	84	101	44	58	49	58	6	18	188	8.2

## STUDENT-ATHLETE PROFILES


## MOSES WRIGHT

5

Forward • 6-9 • 233 • Senior • Raleigh, N.C. • William G. Enloe HS

## General

Rapidly developing forward from Raleigh, N.C., who had very little organized basketball experience when he enrolled at Tech ... Earned significant playing time early in his freshman season and again late in the year as injuries thinned Tech's ranks ... Blossomed into a major contributor at the end of his sophomore season and became one of the most improved players in the ACC as a junior ... Gained the ability to impact the game at both ends with his scoring, rebounding and shot-blocking skills ... Has grown four inches and added 40 pounds since his sophomore year in high school ... Has good athleticism and a high basketball IQ, at his best when he attacks the basket on offense and crashes the boards ... First North Carolina native to sign with Tech since Anthony Morrow (Charlotte), who played at Tech from 2004-08 and is an eight-year NBA veteran ... Wore No. 12 as a freshman, changed to No. 5 as a sophomore ... Began playing basketball by trying out for his high school team at the age of 14 ... Enjoys swimming, tennis and working puzzles, and is a musician (piano, upright bass) ... Studying business administration.



## 2019-20

One of the most improved players in the ACC, having nearly doubled his scoring and rebounding averages from his sophomore year ... Shooting percentages improved as well (6.1% FG, 3.3% 3pt, 12.8% FT) ... Added about 25 pounds since between the beginning of his sophomore year and the beginning of his junior year ... Consistent performer all season long, only seven games in single-digit points, never two games in a row until the last three games of the season ... Posted a historic performance for a Tech player at Syracuse, scoring 33 points with 10 rebounds ... The 33 points tied the third-most ever recorded by a Tech player in an ACC road game, and were the most for a Jacket in an ACC road game in nearly 20 years ... It beat his previous career best by eight points, having scored as many as 20 points only twice in his career previously ... He made 14 of 17 field goal attempts in the game, with the 14 field goals the third-most ever by a Tech player against an ACC team ... Finished the season as Tech's No. 3 scorer (13.0 ppg, 21st in the ACC) and No. 2 rebounder (7.0 rpg, 14th ACC) who connected on 53.1 percent of his shots from the floor (No. 3 in the ACC) ... Averaged 13.4 points in ACC games (19th) while grabbing 6.8 rebounds per game (15th ACC) and hit 50.5 percent from the floor (No. 4 ACC) ... Posted seven double-doubles, including four vs. ACC teams (13/10 at Florida State, 12/10 vs. Duke, 18/10 at Boston College, 33/10 at Syracuse) ... Previously: 12/12 vs. Bethune-Cookman, 13/10 at Kentucky, 19/10 vs. Houston, 13/10 at Florida State ... Made the all-tournament team at the Diamond Head Classic, averaging a team-high 17.7 points and 7.3 rebounds while hitting 63.6 percent of his shots from the floor ... Scored 18 with nine rebounds vs. Boise State, 19 and 10 vs. Houston and 16 with nine boards vs. Hawaii ... Earned him ACC Player of the Week honors ... Made 52-of-77 free throws (67.5 pct.) in his last 22 games after connecting on just 4-of-14 in the first nine games of the season ... Scored 18 points at Georgia (16 in second half), hitting 8-of-15 FG, with nine rebounds and two blocks.

## 2018-19

Finished the season with the best game of his career to date, scoring 25 points in the ACC Tournament against Notre Dame ... Made 12-of-18 shots from the floor, grabbed seven rebounds, had three assists and two blocked shots ... Averaged 15.6 points and 6.2 rebounds in the last five games, four of them away from home, while hitting 36-of-58 shots from the floor (62 pct.) ... Scored a career-high 19 at Miami, 10 against Boston College and 18 in his return home to Raleigh against NC State ... Started the final seven games of the season, 21 altogether ... Initially replaced the injured Evan Cole at the "4" spot, starting 13 games, and was inconsistent despite logging three double-figure games ... Played 21 minutes off the bench at Clemson and started against Louisville with Abdoulaye Gueye absent (16 points, seven rebounds, 7-of-12 FG combined) earlier in the ACC

schedule ... Scored 11 points vs. UTRGV (5-of-8 FG), 12 points (5-of-8 FG) vs. St. John's, 10 (5-of-8 FG) vs. Kennesaw State for his only other double-digit games ... Finished as Tech's No. 5 scorer in ACC games (6.1 ppg), while averaging 3.6 rebounds and hitting 47.2 percent of his field goals.

## 2017-18

Received his most extensive playing time since before Christmas with an average of 23.1 minutes over Tech's final eight games, including a season-high of 35 at Virginia ... Averaged 4.3 points and 4.9 rebounds ... Had played very little in Tech's first 11 ACC games ... Started four straight games (8.3 ppg, 5.5 rpg) around the holiday before seeing his minutes curtailed when ACC play began ... Had played a total of 19 minutes in five games over a 12-game span for Tech before Tech's Feb. 11 game against Duke, in which he had nine points and seven rebounds in 20 minutes ... Scored a season-best 19 points (8-9 FG) with seven rebounds and three steals in a season-high 27 minutes against Florida A&M ... Had four points, six rebounds, one assist, one block and one steal in 26 minutes at Georgia ... Grabbed a season-high eight rebounds against Bethune-Cookman ... Scored six points each against Tennessee and Wofford ... Had five big rebounds in 17 minutes against Northwestern.

## High School

Under head coach Patrick Paye, employed a deft inside-out offensive attack while his 7-foot-2 wingspan allowed him to wreak havoc on the glass ... In his senior season, led his team in scoring (22.0 ppg), rebounding (11.0 rpg), blocks (2.0 bpg) and three-point shooting (41.0 pct.) ... Earned all-conference and all-region honors his senior season and was also selected to play in the North Carolina-South Carolina All-Star game ... Played for the Garner Road Elite in the AAU circuit, from which coach Dwayne West has sent players like Isaiah Hicks (North Carolina) and T.J. Warren (NC State) to ACC programs ... Also played and lettered one year in tennis.

## CAREER HIGHS

Points: 33, at Syracuse, 02/22/20
Rebounds: 12, vs Bethune-Cookman, 12/01/19
Assists: 5, vs Kennesaw State, 12/28/18
Steals: 3, at Tennessee, 11/13/18, vs Florida A&M, 12/17/17
Blocks: 4, vs Pittsburgh, 02/20/19
FG Made: 14, at Syracuse, 02/22/20
FG Attempts: 18, vs Notre Dame, 03/12/19
3FG Made: 1, 14 times
3FG Attempts: 4, vs Virginia Tech, 02/17/18
FT Made: 5, at Clemson, 03/06/20, at Syracuse, 02/22/20, vs Houston, 12/23/19
FT Attempts: 9 vs Virginia Tech, 02/04/20
Minutes: 39, at NC State, 03/06/19

## CAREER ACC HIGHS

Points: 33, at Syracuse, 02/22/20
Rebounds: 10, 4 times
Assists: 4, at Notre Dame, 02/01/20
Steals: 2, 8 times
Blocks: 4, Pittsburgh, 2/20/19
FG made: 14, at Syracuse, 02/22/20
FG attempts: 17, 4 times
3FG made: 1, 8 times
3FG attempts: 4, Virginia Tech, 2/17/18
FT made: 5, at Syracuse, 02/22/20
FT attempts: 9, Virginia Tech, 02/04/20
Minutes: 39, at NC State, 03/06/19

## CAREER STATISTICS

Year	GP	GS	MP	Avg	FG	FGA	Pct	3FG	3FGA	Pct	FT	FTA	Pct	Off	Def	Tot	Avg	PF	FO	Ast	TO	Blk	Stl	Pts	Avg
2017-18	25	10	414	16.6	35	114	.307	2	31	.065	19	35	.543	25	60	85	3.4	42	2	17	29	13	16	91	3.6
2018-19	30	21	556	18.5	87	185	.470	5	24	.208	22	45	.489	23	89	112	3.7	37	0	23	34	19	13	201	6.7
2019-20	31	31	931	30.0	164	312	.526	7	29	.241	60	95	.632	55	163	218	7.0	97	4	28	83	35	17	395	12.7
<b>TOTAL</b>	<b>86</b>	<b>62</b>	<b>1901</b>	<b>22.1</b>	<b>286</b>	<b>611</b>	<b>.468</b>	<b>14</b>	<b>84</b>	<b>.167</b>	<b>101</b>	<b>175</b>	<b>.577</b>	<b>103</b>	<b>312</b>	<b>415</b>	<b>4.8</b>	<b>176</b>	<b>6</b>	<b>68</b>	<b>146</b>	<b>67</b>	<b>46</b>	<b>687</b>	<b>8.0</b>

## CAREER STATISTICS - ACC GAMES

Year	GP	GS	MP	Avg	FG	FGA	Pct	3FG	3FGA	Pct	FT	FTA	Pct	Off	Def	Tot	Avg	PF	FO	Ast	TO	Blk	Stl	Pts	Avg
2017-18	11	4	173	15.7	12	48	.250	1	18	.056	9	17	.529	11	22	33	3.0	21	2	7	15	5	6	34	3.1
2018-19	16	9	280	17.5	42	89	.472	3	12	.250	10	19	.526	13	44	57	3.6	19	0	9	21	10	5	97	6.1
2019-20	20	20	628	31.4	111	220	.505	4	17	.235	42	70	.600	38	98	136	6.8	66	3	20	57	23	14	268	13.4
<b>TOTAL</b>	<b>47</b>	<b>33</b>	<b>1081</b>	<b>23.0</b>	<b>165</b>	<b>357</b>	<b>.462</b>	<b>8</b>	<b>47</b>	<b>.170</b>	<b>61</b>	<b>106</b>	<b>.575</b>	<b>62</b>	<b>164</b>	<b>226</b>	<b>4.8</b>	<b>106</b>	<b>5</b>	<b>36</b>	<b>93</b>	<b>38</b>	<b>25</b>	<b>399</b>	<b>8.5</b>



## STUDENT-ATHLETE PROFILES



PLAYERS &amp; STAFF

## WRIGHT GAME-BY-GAME STATISTICS

2017-18.....	Date	GS	Min	FG	FGA	Pct	3FG	3FGA	Pct	FT	FTA	Pct	OR	DR	Tot	Avg	PF	A	TO	Blk	Stl	Pts	Avg
vs UCLA.....	11/11/17	*	16	0	6	0.000	0	1	0.000	0	0	0.000	2	0	2	2.0	2	0	0	0	1	0	0.0
BETHUNE-COOKMAN.....	11/19/17		20	2	7	286	0	1	0.000	0	0	0.000	1	7	8	5.0	4	3	2	1	0	4	2.0
UTRGV.....	11/22/17		11	1	3	333	0	0	0.000	3	6	500	0	0	0	3.3	2	0	2	1	1	5	3.0
NORTH TEXAS.....	11/24/17		11	2	5	400	0	0	0.000	0	0	0.000	1	1	2	3.0	2	0	0	3	1	4	3.3
NORTHWESTERN.....	11/28/17		17	1	3	333	0	1	0.000	1	1	1.000	1	4	5	3.4	1	1	0	0	0	3	3.2
GRAMBLING STATE.....	12/1/17		6	0	2	0.000	0	0	0.000	0	0	0.000	1	1	2	3.2	2	0	1	0	0	0	2.7
TENNESSEE.....	12/3/17		11	2	4	500	1	1	1.000	1	2	500	0	0	0	2.7	0	0	0	0	0	6	3.1
at Wake Forest.....	12/06/17		23	2	6	333	0	3	0.000	2	2	1.000	0	4	4	2.9	0	0	1	0	0	6	3.5
FLORIDA A&M.....	12/17/17	*	27	8	9	889	0	1	0.000	3	7	429	1	6	7	3.3	1	0	1	1	3	19	5.2
at Georgia.....	12/19/17	*	26	2	5	400	0	0	0.000	0	0	0.000	2	4	6	3.6	0	1	2	1	1	4	5.1
WRIGHT STATE.....	12/22/17	*	21	1	4	250	0	2	0.000	0	0	0.000	1	4	5	3.7	2	2	2	1	2	2	4.8
COPPIN STATE.....	12/27/17	*	21	2	6	333	0	0	0.000	0	0	0.000	2	2	4	3.8	0	1	1	0	0	4	4.8
at Notre Dame.....	12/30/17		DNP																				
MIAMI.....	1/3/18		2	0	0	0.000	0	0	0.000	0	0	0.000	0	0	0	3.5	1	0	0	0	0	0	4.4
VALE.....	1/6/18		7	0	0	0.000	0	0	0.000	0	0	0.000	0	1	1	3.3	1	0	0	0	0	0	4.1
NOTRE DAME.....	1/10/18		DNP																				
at Pittsburgh.....	1/13/18		3	0	1	0.000	0	0	0.000	0	0	0.000	0	0	0	3.1	0	0	0	0	0	0	3.8
VIRGINIA.....	1/18/18		DNP																				
at North Carolina.....	1/20/18		2	0	0	0.000	0	0	0.000	0	0	0.000	0	0	0	2.9	0	0	0	0	0	0	3.6
at Florida State.....	1/24/18		DNP																				
CLEMSON.....	1/28/18		DNP																				
SYRACUSE.....	1/31/18		DNP																				
at Boston College.....	2/4/18		DNP																				
at Louisville.....	2/8/18		5	0	1	0.000	0	1	0.000	0	0	0.000	0	0	0	2.7	0	0	1	0	0	0	3.4
DUKE.....	2/11/18		20	3	6	500	1	3	333	2	4	500	3	4	7	2.9	3	2	1	2	1	9	3.7
at Wake Forest.....	2/14/18		16	0	3	0.000	0	2	0.000	0	3	0.000	0	0	0	2.8	2	1	1	0	0	0	3.5
VIRGINIA TECH.....	2/17/18		28	3	8	375	0	4	0.000	1	1	1.000	3	5	8	3.1	1	0	1	0	2	7	3.7
at Virginia.....	2/21/18	*	35	3	7	429	0	1	0.000	0	0	0.000	2	5	7	3.2	5	0	2	0	2	6	3.8
at Clemson.....	2/24/18	*	30	2	10	200	0	3	0.000	4	5	800	1	5	6	3.4	5	2	2	0	1	8	4.0
NC STATE.....	3/1/18	*	23	1	9	111	0	3	0.000	2	4	500	2	2	4	3.4	2	1	4	2	0	4	4.0
WAKE FOREST.....	3/3/18	*	9	0	3	0.000	0	1	0.000	0	0	0.000	0	1	1	3.3	2	1	3	1	0	0	3.8
vs Boston College.....	3/6/18	*	24	0	6	0.000	0	3	0.000	0	0	0.000	2	4	6	3.4	4	2	2	0	1	0	3.6
Totals.....		10	414	35	114	307	2	31	065	19	35	543	25	60	85	3.4	42	17	29	13	16	91	3.6

2018-19.....Date GS	Min	FG	FGA	Pct	3FG	3FGA	Pct	FT	FTA	Pct	OR	DR	Tot	Av	PF	A	TO	Blk	Stl	Pts	Av
LAMAR.....11/9/18	17	4	6	667	0	2	0.000	0	1	0.000	0	4	4	4.0	1	1	1	1	0	8	8.0
at Tennessee.....11/13/18	23	2	6	333	1	2	500	2	2	1.000	2	1	3	3.5	2	1	2	0	3	7	7.5
EAST CAROLINA.....11/16/18	16	2	6	333	1	1	1.000	1	3	333	2	4	6	4.3	1	0	2	1	0	6	7.0
UTRGV.....11/21/18	23	5	8	625	0	0	0.000	1	4	250	0	4	4	4.3	1	1	0	1	0	11	8.0
PRAIRIE VIEW.....11/23/18	11	2	4	500	0	1	0.000	0	1	0.000	0	2	2	3.8	0	0	0	0	0	4	7.2
at Northwestern.....11/28/18	16	0	4	0.000	0	0	0.000	1	2	500	0	1	1	3.3	1	0	0	0	1	1	6.2
vs St. John's.....12/1/18	25	5	8	625	0	2	0.000	2	2	1.000	1	2	3	3.3	2	0	1	0	1	12	7.0
FLORIDA A&M.....12/19/18	17	2	4	500	0	1	0.000	1	2	500	1	3	4	3.4	2	0	2	0	1	5	6.8
GARDNER-WEBB.....12/17/18	18	2	8	250	0	1	0.000	0	0	0.000	1	4	5	3.6	1	1	0	1	0	4	6.4
at Arkansas.....12/19/18	17	1	6	167	0	1	0.000	2	4	500	1	3	4	3.6	0	1	0	1	0	4	6.2
GEORGIA.....12/22/18	23	3	6	500	0	0	0.000	1	1	1.000	0	4	4	3.6	2	1	1	0	0	7	6.3
KENNESAW STATE.....12/28/18	23	5	8	625	0	0	0.000	0	0	0.000	0	6	6	3.8	3	5	3	1	1	10	6.6
USC UPSTATE.....12/29/18	12	0	4	0.000	0	1	0.000	0	2	0.000	0	2	2	3.7	1	0	0	1	0	0	6.1
WAKE FOREST.....1/5/19	20	3	7	429	0	1	0.000	0	0	0.000	1	4	5	3.8	2	3	1	1	1	6	6.1

VIRGINIA TECH.....1/9/19	14	0	1	0.000	0	0	0.000	0	0	0.000	0	4	4	3.8	1	1	2	0	0	0	5.7
at Clemson.....1/16/19	21	4	7	571	0	2	0.000	1	4	250	0	4	4	3.8	2	1	1	0	1	9	5.9
LOUISVILLE.....1/19/19	21	3	5	600	0	1	0.000	1	2	500	0	3	3	3.8	2	0	2	0	0	7	5.9
NOTRE DAME.....1/22/19	3	0	0	0.000	0	0	0.000	0	0	0.000	0	0	0	3.6	0	0	2	0	0	0	5.6
at Duke.....1/26/19	7	1	1	1.000	0	0	0.000	0	0	0.000	0	1	1	3.4	1	0	0	0	0	2	5.4
NORTH CAROLINA.....1/29/19	15	1	5	200	0	0	0.000	2	2	1.000	0	4	4	3.5	1	0	0	0	0	4	5.4
at Florida State.....2/2/19	4	0	1	0.000	0	0	0.000	0	0	0.000	0	2	2	3.4	1	0	0	1	0	0	5.1
CLEMSON.....2/6/19	2	0	0	0.000	0	0	0.000	0	0	0.000	0	0	0	3.2	0	0	0	0	0	0	4.9
at Virginia Tech.....2/13/19	24	3	9	333	1	2	500	0	0	0.000	0	2	2	3.2	1	1	1	0	1	7	5.0
FLORIDA STATE.....2/16/19	7	1	4	250	0	1	0.000	0	0	0.000	0	1	1	3.1	0	0	1	0	0	2	4.8
PITTSBURGH.....2/20/19	27	2	9	222	0	1	0.000	3	4	750	4	3	7	3.2	3	2	2	4	0	7	4.9
at Miami.....2/23/19	27	9	13	692	1	1	1.000	0	0	0.000	2	3	5	3.3	2	0	2	1	0	19	5.5
at Virginia.....2/27/19	28	3	7	429	0	1	0.000	0	2	0.000	2	5	7	3.4	2	1	2	1	2	6	5.5
BOSTON COLLEGE.....3/3/19	21	5	9	556	0	1	0.000	0	1	0.000	3	1	4	3.5	1	0	3	0	0	10	5.6
at NC State.....3/6/19	39	7	11	636	1	1	1.000	3	4	750	1	7	8	3.6	0	0	2	2	0	18	6.1
vs Notre Dame.....3/12/19	35	12	18	667	0	0	0.000	1	2	500	2	5	7	3.7	1	3	1	2	1	25	6.7
Totals.....21	556	87	185	470	0	0	0.000	22	45	489	23	89	112	3.7	37	23	34	19	13	201	6.7

2019-20.....Date GS	Min	FG	FGA	Pct	3FG	3FGA	Pct	FT	FTA	Pct	OR	DR	Tot	Av	PF	A	TO	Blk	Stl	Pts	Av	
at NC State.....11/05/2019	22:24	6	9	667	0	2	0.000	0	1	0.000	1	8	9	9.0	5	1	4	3	0	12	12.0	
Elon.....11/11/2019	24:04	1	5	200	0	1	0.000	0	2	0.000	0	6	6	7.5	4	0	1	1	0	2	7.0	
at Georgia.....11/20/2019	26:53	8	15	533	0	2	0.000	2	3	667	1	8	9	8.0	4	0	1	2	0	18	10.7	
Arkansas.....11/25/2019	21:55	3	4	750	0	0	0.000	0	0	0.000	0	4	4	7.0	2	1	5	0	0	6	9.5	
Bethune-Cookman.....12/01/2019	32:36	6	8	750	0	0	0.000	0	1	0.000	2	10	12	8.0	2	2	4	0	0	12	10.0	
Nebraska.....12/04/2019	32:48	8	14	571	1	2	500	1	2	500	2	7	9	8.2	4	2	2	3	0	18	11.3	
Syracuse.....12/07/2019	27:33	8	17	471	0	0	0.000	1	5	200	4	5	9	8.3	4	1	4	1	2	17	12.1	
at Kentucky.....12/14/2019	38:20	6	11	545	1	2	500	0	0	0.000	2	8	10	8.5	3	0	4	0	0	13	12.3	
Ball State.....12/18/2019	21:04	1	3	333	0	1	0.000	0	0	0.000	2	2	4	8.0	1	2	3	2	0	2	11.1	
vs Boise State.....12/22/2019	31:51	7	11	000	1	1	1.000	3	3	100.0	3	6	9	8.1	5	0	2	3	1	18	11.8	
vs Houston.....12/23/2019	37:23	7	15	467	0	3	0.000	5	6	833	4	6	10	8.3	2	0	1	1	1	19	12.5	
at Hawaii.....12/25/2019	28:47	7	11	636	0	0	0.000	2	3	667	1	2	3	7.8	3	0	1	0	2	16	12.8	
at Florida State.....12/31/2019	36:27	6	13	462	1	3	333	0	0	0.000	1	9	10	8.0	3	0	6	2	2	13	12.8	
at North Carolina.....01/04/2020	38:05	9	13	692	0	0	0.000	4	7	571	2	5	7	7.9	3	1	3	2	0	22	13.4	
Duke.....01/08/2020	31:39	5	17	294	0	2	0.000	2	3	667	4	6	10	8.1	4	3	2	0	1	12	13.3	
at Boston College.....01/11/2020	32:06	8	12	667	0	0	0.000	2	4	500	1	9	10	8.2	3	0	2	0	0	18	13.6	
Notre Dame.....01/15/2020	26:26	6	11	545	0	1	0.000	4	5	800	1	4	5	8.0	2	1	4	1	0	16	13.8	
Virginia.....01/18/2020	32:26	3	10	300	0	1	2	500	0	0	0.000	5	5	7.8	3	1	3	0	2	7	13.4	
at Louisville.....01/22/2020	37:06	4	7	571	1	2	500	2	4	500	1	2	3	7.6	2	1	3	2	0	11	13.3	
NC State.....01/25/2020	25:03	2	4	500	0	0	0.000	0	1	0.000	0	3	3	7.4	3	0	2	0	1	4	12.8	
Morehouse.....01/28/2020	17:53	4	5	800	0	0	0.000	3	4	750	0	4	4	7.2	0	1	1	0	0	11	12.7	
at Notre Dame.....02/01/2020	31:46	8	17	471	0	2	0.000	1	2	500	4	4	8	7.2	5	4	1	3	0	17	12.9	
Virginia Tech.....02/04/2020	31:56	5	10	500	0	0	0.000	4	9	444	4	3	7	7.2	3	0	1	0	0	14	13.0	
at Pittsburgh.....02/08/2020	33:12	5	12	417	0	1	0.000	2	3	667	2	5	7	7.2	4	0	4	2	1	12	12.9	
Louisville.....02/12/2020	31:25	4	7	571	0	0	0.000	4	4	1000	2	4	6	7.2	3	0	2	2	2	12	12.9	
at Wake Forest.....02/19/2020	35:56	6	10	600	1	1	1.000	1	2	500	3	4	7	7.2	5	0	2	1	2	14	12.9	
at Syracuse.....02/22/2020	38:09	14	17	824	0	0	0.000	5	8	625	3	7	10	7.3	4	2	4	0	0	33	13.7	
Clemson.....02/25/2020	31:17	4	12	333	0	1	0.000	2	2	1000	2	1	3	7.1	2	0	4	1	1	10	13.5	
Miami.....02/29/2020	32:42	3	10	300	0	0	0.000	3	4	750	1	7	8	7.1	3	1	3	1	0	9	13.4	
Pittsburgh.....03/04/2020	26:04	4	9	444	0	0	0.000	0	0	0.000	1	2	3	7.0	2	3	2	1	0	8	13.2	
at Clemson.....03/06/2020	25:47	1	3	333	0	0	0.000	5	6	833	1	5	6	7.0	3	1	1	0	0	7	13.0	
Totals.....	31	941.03	169	138	531	7	29	241	58	94	617	55	161	216	70	96	28	82	35	18	403	13.8

## STUDENT-ATHLETE PROFILES


## SHAHEED MEDLOCK

45

Guard • 6-5 • 196 • Senior • Waycross, Ga. • Ware County HS

## General

Non-(athletic)-scholarship player who enrolled at Tech and joined the basketball program in the summer of 2016 ... Attending Tech on a Bill Gates Millennium Scholarship ... Earned a reputation as an outstanding defensive player in high school, and plays that role for the Jackets' scout team in practice ... Born in Chicago, Ill. , one of eight children ... Father played football (running back) at Purdue from 1984-87 ... Brother played basketball at Chicago State University ... Majoring in business administration.



## 2019-20

Played in three games, but did not score.

## 2018-19

Returned to the team after a year's hiatus and played in three games, including a quick stint at Florida State ... Total of two-plus minutes ... Named to the ACC Academic Honor Roll.

## 2016-17

Played in three games, scored his first points against Tusculum in a four-minute stint.

## High School

Lettered four years at Ware County High School for coach Tre Hill ... Served as team captain his final three years ... Helped Ware County to a 17-14 record, 9-7 in its region, in 2015-16 ... Averaged eight points, seven rebounds and two steals per game ... Member of the Principal's Honor Roll every year, accumulating a 4.0 grade-point average including advanced math and honors history courses among his credits ... Member of the National Honor Society and Student Council.

## CAREER HIGHS

Points: 2, Tusculum -- 2/7/17  
Rebounds: 1, vs TCU -- 3/30/17  
FG made: 1, Tusculum -- 2/7/17  
FG attempts: 3, Tusculum -- 2/7/17  
Minutes: 4, Tusculum -- 2/7/17

## MEDLOCK GAME-BY-GAME STATISTICS

2016-17	Date	GS	Min	FG	FGA	Pct	3FG	3FGA	Pct	FT	FTA	Pct	OR	DR	Tot	Avg	PF	A	TO	Blk	Stl	Pts	Avg
UTRGV	11/22/17	1	0	0	0.000	0	0	0.000	0	0	0.000	0	0	0	0	0.0	0	0	1	0	0	0	0.0
FLORIDA A&M	12/17/17	2	0	1	0.000	0	0	0.000	0	0	0.000	0	0	0	0	0.0	0	0	0	0	0	0	0.0
at Pittsburgh	1/13/18	1	0	0	0.000	0	0	0.000	0	0	0.000	0	0	0	0	0.0	0	0	0	0	0	0	0.0
at Wake Forest	2/14/18	1	0	0	0.000	0	0	0.000	0	0	0.000	0	0	0	0	0.0	0	0	0	0	0	0	0.0
VIRGINIA TECH	2/17/18	1	0	0	0.000	0	0	0.000	0	0	0.000	0	0	0	0	0.0	0	0	0	0	0	0	0.0
at Clemson	2/24/18	0	0	0	0.000	0	0	0.000	0	0	0.000	0	0	0	0	0.0	0	0	0	0	0	0	0.0
Totals		0	6	0	1	0.000	0	0	0.000	0	0	0.000	0	0	0	0.0	0	0	1	0	0	0	0.0

2018-19	Date	GS	Min	FG	FGA	Pct	3FG	3FGA	Pct	FT	FTA	Pct	OR	DR	Tot	Avg	PF	A	TO	Blk	Stl	Pts	Avg
EAST CAROLINA	11/16/18	1	0	0	0.000	0	0	0.000	0	0	0.000	0	0	0	0	0.0	0	0	0	0	0	0	0.0
UTRGV	11/21/18	1	0	1	0.000	0	0	0.000	0	0	0.000	0	0	0	0	0.0	0	0	0	0	0	0	0.0
KENNESAW STATE	12/28/18	1	0	0	0.000	0	0	0.000	0	0	0.000	0	0	0	0	0.0	1	0	0	0	0	0	0.0
at Florida State	2/2/19	0	0	0	0.000	0	0	0.000	0	0	0.000	0	0	0	0	0.0	0	0	0	0	0	0	0.0
Totals		0	2	0	0	0.000	0	0	0.000	0	0	0.000	0	0	0	0.0	1	0	0	0	0	0	0.0

2019-20	Date	GS	Min	FG	FGA	Pct	3FG	3FGA	Pct	FT	FTA	Pct	OR	DR	Tot	Avg	PF	A	TO	Blk	Stl	Pts	Avg
Elon	11/11/2019	01:04	0	0	0.000	0	0	0.000	0	0	0.000	0	0	0	0	0.0	0	0	0	0	0	0	0.0
at Hawaii	12/25/2019	00:31	0	0	0.000	0	0	0.000	0	0	0.000	0	0	0	0	0.0	1	0	0	0	0	0	0.0
Morehouse	01/28/2020	02:20	0	0	0.000	0	0	0.000	0	0	0.000	0	0	0	0	0.0	1	0	1	0	0	0	0.0
Totals		0	03:55	0	0	0.000	0	0	0.000	0	0	0.000	0	0	0	0.0	2	0	1	0	0	0	0.0



## CAREER STATISTICS

Year	GP	GS	MP	Avg	FG	FGA	Pct	3FG	3FGA	Pct	FT	FTA	Pct	Off	Def	Tot	Avg	PF	FO	Ast	TO	Blk	Stl	Pts	Avg
2016-17	3	0	6	2.0	1	3	.333	0	0	.000	0	0	.000	0	1	1	0.3	3	0	0	0	0	0	2	0.7
2018-19	3	0	2	0.7	0	0	.000	0	0	.000	0	0	.000	0	0	0	0.0	1	0	0	0	0	0	0	0.0
2019-20	2	0	3	1.5	0	0	.000	0	0	.000	0	0	.000	0	0	0	0.0	1	0	0	1	0	0	0	0.0
CAREER	8	0	11	1.4	1	3	.333	0	0	.000	0	0	.000	0	1	1	0.1	5	0	0	1	0	0	2	0.3

## CAREER STATISTICS

Year	GP	GS	MP	Avg	FG	FGA	Pct	3FG	3FGA	Pct	FT	FTA	Pct	Off	Def	Tot	Avg	PF	FO	Ast	TO	Blk	Stl	Pts	Avg
2016-17	0																								
2018-19	1	0	0	0.0	0	0	.000	0	0	.000	0	0	.000	0	0	0	0.0	0	0	0	0	0	0	0	0.0
2019-20	0																								
CAREER	1	0	0	0.0	0	0	.000	0	0	.000	0	0	.000	0	0	0	0.0	0	0	0	0	0	0	0	0.0



## STUDENT-ATHLETE PROFILES


## MALACHI RICE

55

Guard • 6-0 • 186 • Senior • Indianapolis, Ind. • Brebeuf Jesuit Prep

## General

Non-scholarship point guard who enrolled in classes and joined the Tech program in the summer of 2017 ... Left-handed ... Played in six games for the Jackets ... Born in London, England; is one of three children ... Older brother is a distance runner on the track team at Columbia University ... His twin brother Isaiah is a basketball player at Vanderbilt ... His uncle played basketball at Alabama from 1988-91 ... Began playing basketball in a recreational league at age 4 ... Studying business administration.



## 2019-20

Injuries limited him to just one game

## 2018-19

Played in two games, one minute each against East Carolina and UT Rio Grande Valley ... Took one shot against the Vaqueros.

## 2017-18

Played in six games, including four ACC games, for a total of six minutes ... Took one shot from the floor but did not score.

## High School

Played four years, lettering in three, on the varsity team for coach Todd Howard at Brebeuf Jesuit Preparatory School ... Led Brebeuf to Circle City Conference championships twice, averaging 11.6 points and 2.8 assists as a senior in 2017, and a sectional title in 2016, when he averaged 6.8 points and 2.4 assists ... He scored 15 points with four assists in Brebeuf's sectional championship win over Crispus Attucks ... Played in the Marion County all-star game following his senior year.

## CAREER HIGHS

FG attempts: 1, UTRGV -- 11/21/18

Minutes: 2, Florida A&M -- 12/17/17

## RICE GAME-BY-GAME STATISTICS

2017-18	Date	GS	Min	FG	FGA	Pct	3FG	3FGA	Pct	FT	FTA	Pct	OR	DR	Tot	Avg	PF	A	TO	Blk	Stl	Pts	Avg
UTRGV	11/22/17	1	0	0	0.000	0	0	0.000	0	0	0.000	0	0	0	0	0.0	0	0	1	0	0	0	0.0
FLORIDA A&M	12/17/17	2	0	1	0.000	0	0	0.000	0	0	0.000	0	0	0	0	0.0	0	0	0	0	0	0	0.0
at Pittsburgh	1/13/18	1	0	0	0.000	0	0	0.000	0	0	0.000	0	0	0	0	0.0	0	0	0	0	0	0	0.0
at Wake Forest	2/14/18	1	0	0	0.000	0	0	0.000	0	0	0.000	0	0	0	0	0.0	0	0	0	0	0	0	0.0
VIRGINIA TECH	2/17/18	1	0	0	0.000	0	0	0.000	0	0	0.000	0	0	0	0	0.0	0	0	0	0	0	0	0.0
at Clemson	2/24/18	0	0	0	0.000	0	0	0.000	0	0	0.000	0	0	0	0	0.0	0	0	0	0	0	0	0.0
Totals		0	6	0	1	0.000	0	0	0.000	0	0	0.000	0	0	0	0.0	0	0	1	0	0	0	0.0

2018-19	Date	GS	Min	FG	FGA	Pct	3FG	3FGA	Pct	FT	FTA	Pct	OR	DR	Tot	Avg	PF	A	TO	Blk	Stl	Pts	Avg
EAST CAROLINA	11/16/18	1	0	0	0.000	0	0	0.000	0	0	0.000	0	0	0	0	0.0	1	0	0	0	0	0	0.0
UTRGV	11/21/18	1	0	1	0.000	0	0	0.000	0	0	0.000	0	0	0	0	0.0	0	0	0	0	0	0	0.0
Totals		0	2	0	1	0.000	0	0	0.000	0	0	0.000	0	0	0	0.0	1	0	0	0	0	0	0.0

2019-20	Date	GS	Min	FG	FGA	Pct	3FG	3FGA	Pct	FT	FTA	Pct	OR	DR	Tot	Avg	PF	A	TO	Blk	Stl	Pts	Avg
Bon	11/11/2019	0	01:04	0	0	0.000	0	0	0.000	0	0	0.000	0	0	0	0.0	0	0	0	0	1	0	0.0
Totals		0	01:04	0	0	0.000	0	0	0.000	0	0	0.000	0	0	0	0.0	0	0	0	0	1	0	0.0



PLAYERS &amp; STAFF

## CAREER STATISTICS

Year	GP	GS	MP	Avg	FG	FGA	Pct	3FG	3FGA	Pct	FT	FTA	Pct	Off	Def	Tot	Avg	PF	FO	Ast	TO	Blk	Stl	Pts	Avg
2017-18	6	0	6	1.0	0	1	.000	0	0	.000	0	0	.000	0	0	0	0.0	0	0	0	1	0	0	0	0.0
2018-19	2	0	2	1.0	0	1	.000	0	0	.000	0	0	.000	0	0	0	0.0	1	0	0	0	0	0	0	0.0
2019-20	1	0	1	1.0	0	0	.000	0	0	.000	0	0	.000	0	0	0	0.0	0	0	0	0	0	1	0	0.0
TOTAL	9	0	9	1.0	0	2	.000	0	0	.000	0	0	.000	0	0	0	0.0	1	0	0	1	0	1	0	0.0

## CAREER STATISTICS - ACC GAMES

Year	GP	GS	MP	Avg	FG	FGA	Pct	3FG	3FGA	Pct	FT	FTA	Pct	Off	Def	Tot	Avg	PF	FO	Ast	TO	Blk	Stl	Pts	Avg
2017-18	4	0	3	0.8	0	0	.000	0	0	.000	0	0	.000	0	0	0	0.0	0	0	0	0	0	0	0	0.0
2018-19	0																								
2019-20	0																								
TOTAL	4	0	3	0.8	0	0	.000	0	0	.000	0	0	.000	0	0	0	0.0	0	0	0	0	0	0	0	0.0

## STUDENT-ATHLETE PROFILES


## MICHAEL DEVOE

0

Guard • 6-5 • 197 • Junior • Orlando, Fla. • Montverde Academy

## General

One of the most improved players in the ACC from freshman to sophomore seasons, improving his scoring average more than six points per game overall and four points per game in conference play ... Earned honorable mention All-Atlantic Coast Conference honors ... Standout guard from the state of Florida who moved into the starting lineup early in his freshman season, steadily improved as the season progressed, setting the stage for a breakout sophomore campaign ... Left-handed guard with a high IQ, excellent playmaker and scorer with good positional size ... Has developed into one of the ACC's top outside shooters and scorers ... Starred on a national powerhouse at Montverde Academy following an all-star career at Oak Ridge High School ... His uncle played college basketball as South Alabama and professionally in Europe ... Majoring in business administration.



national championship game ... Averaged 14.4 points, 2.8 rebounds and 3.6 assists per game while converting 63 percent of his field goal attempts and 52 percent of his threes (68 made) ... Scored 11 points in the national semifinal, a 71-53 win over Findlay Prep (Nev.), a few months after hitting a buzzer-beating 3-pointer as Montverde edged Findlay Prep, 69-67 to win the Montverde Academy Invitational Tournament ... Was named MVP of that tournament with 26 points in the title game.

Prior to that, was a two-time all-area guard at Oak Ridge High School, which went 66-20 in his three seasons as a starter under coach O'Neil Lubin ... Averaged 22.4 points, 6.9 rebounds and 4.8 assists as a junior for the Pioneers ... Also was an honor roll student with a 4.5 GPA.

## CAREER HIGHS

Points:	34, at Georgia, 11/20/19
Rebounds:	9, at Georgia, 11/20/19; vs Boise State, 12/22/19; vs Notre Dame, 01/15/20
Assists:	8, vs Clemson, 02/25/20
Steals:	4, 6 times
Blocks:	2, at Notre Dame, 02/10/19; at Northwestern, 11/28/18
FG Made:	12, at Georgia, 11/20/19
FG Attempts:	21, at Georgia, 11/20/19
3FG Made:	6, at Florida State, 12/31/19
3FG Attempts:	9, vs Boston College, 03/03/19
FT Made:	7, vs UTRGV, 11/21/18
FT Attempts:	8, vs UTRGV, 11/21/18; vs Wake Forest, 01/05/19; at Syracuse, 01/12/19
Minutes:	45 (ot), Boston College, 03/03/19; 40 (regulation), at Notre Dame, 02/10/19

## CAREER ACC HIGHS

Points:	24, at Wake Forest, 02/19/20
Rebounds:	13, at NC State, 11/5/19
Assists:	7, at Pittsburgh, 02/08/20; at NC State, 3/6/19
Steals:	4, Duke, 01/08/20; at Syracuse, 1/12/19; at Duke, 1/26/19
Blocks:	5, at NC State, 11/5/19
FG made:	9, Notre Dame, 01/15/20; at Wake Forest, 02/19/20
FG attempts:	17, Boston College, 3/3/19
3FG made:	6, at Florida State, 12/31/19
3FG attempts:	9, Boston College, 3/3/19
FT made:	6, Louisville, 02/12/20; at Virginia Tech, 2/13/19
FT attempts:	8, at Syracuse, 1/12/19; Wake Forest, 1/5/19
Minutes:	45 (ot), Boston College, 03/03/19; 40 (regulation), at Notre Dame, 02/10/19

## 2019-20

Honorable mention All-ACC selection who got off to a fast start scoring and shooting the ball in Tech's first six games, leading the ACC and sitting among the nation's top five in scoring ... AP named him to its All-ACC second team ... Finished No. 7 in the ACC in scoring (16.00 ppg) and No. 5 in field goal percentage (47.6) ... Hit 42.7 percent of his three-point tries, 44.2 percent in ACC games, the best rate for a Tech player since Anthony Morrow in 2007-08 ... Missed three games (NC State, Morehouse, Notre Dame) with a bruised left foot, but averaged 15.7 points and 4.3 assists over Tech's final 11 ACC games ... Scored 22 points with seven assists at Pitt, 24 points with five assists at Wake Forest, 20 points at Clemson, including the game-winning field goal ... Knocked down a three-pointer in nine straight games to finish the season, hitting 18-of-43 (41.9 pct.) over that stretch ... No. 6 in the ACC in minutes played (35.14 mpg) ... Scored 20 or more points five times in Tech's first six games this season, 10 times altogether ... Scored career-best 34 at Georgia with career-high nine rebounds ... Added 27 against Bethune-Cookman, including the game-winning points on a layup and free throw with seven seconds left, and followed that with 26 vs, Nebraska ... Played well in Tech's August trip to Spain, averaging 12 points per game while hitting 8-of-19 shots from three-point range, 10 assists and one turnover.

## 2018-19

Steadily improving combo guard with a high IQ who averaged 32.3 minutes per game ... Ranked 11th in ACC in average minutes in conference games (35.4), and seventh among major conference freshmen ... Entered the starting lineup Dec. 19 at Arkansas and started Tech's last 23 games, consistently progressing after missing six weeks of pre-season practice with a right big toe injury ... Tech's third-leading scorer overall (9.7) and in ACC games (10.4 ppg) ... Hit 43.8 percent of his three-point tries on conference play, best on the team and better than all but two of the qualifying ACC players in conference rankings (2.0 made per game minimum) ... Connected on 32-for-68 three-point shots over Tech's last 15 games (47.1 pct.), just 12-of-40 (30 pct.) in his first 17 games ... Scored career highs in consecutive games with 18 at Notre Dame, then 22 at Virginia Tech (12-24 FG, 8-12 3pt combined) ... Averaged 11.6 ppg in his last five games, including 20 vs. Boston College ... Scored in double digits 15 times, including nine times in his last 14 games -- had 13 at Miami, 10 at Virginia, 10 vs. Notre Dame in the ACC Tournament ... No. 2 on team in steals (44), blocked 16 shots ... Hit 71.0 percent from the foul line (66-of-93), second on team in FT and third in FTA ... Made tremendous improvement in his rebounding, averaging 3.7 in conference play.

## High School

Attended and played his senior year for coach Kevin Boyle at Montverde Academy in Orlando, Fla., which compiled a perfect 36-0 record in 2017-18 and a claim to the Geico National Championship title ... Ranked No. 1 by both USA Today and ESPN Fab 50 ... Scored 21 points with three rebounds and three assists when Montverde beat Davie (Fla.) University School in the



## CAREER STATISTICS

Year	GP	GS	MP	Avg	FG	FGA	Pct	3FG	3FGA	Pct	FT	FTA	Pct.	Off	Def	Tot	Avg	PF	FO	Ast	TO	Blk	Stl	Pts	Avg
2018-19	32	23	1030	32.2	101	251	.402	42	107	.393	66	93	.710	13	93	106	3.3	57	1	81	71	16	44	310	9.7
2019-20	28	28	984	35.1	157	330	.476	53	124	.427	81	108	.750	11	99	110	3.9	68	2	96	95	3	34	448	16.0
CAREER	60	51	2014	33.6	258	581	.444	95	231	.411	147	201	.731	24	192	216	3.6	125	3	177	166	19	78	758	12.6

## CAREER STATISTICS - ACC GAMES

Year	GP	GS	MP	Avg	FG	FGA	Pct	3FG	3FGA	Pct	FT	FTA	Pct.	Off	Def	Tot	Avg	PF	FO	Ast	TO	Blk	Stl	Pts	Avg
2018-19	18	18	637	35.4	61	158	.386	32	73	.438	34	53	.642	10	56	66	3.7	28	1	50	45	7	21	188	10.4
2019-20	18	18	633	35.2	90	189	.476	34	77	.442	49	62	.790	7	60	67	3.7	41	0	69	64	1	20	263	14.6
CAREER	36	36	1270	35.3	151	347	.435	66	150	.440	83	115	.722	17	116	133	3.7	69	1	119	109	8	41	451	12.5



## STUDENT-ATHLETE PROFILES



## DEVORE GAME-BY-GAME STATISTICS

2018-19	Date	GS	Min	FG	FGA	Pct	3FG	FGA	Pct	FT	FTA	Pct	OR	DR	Tot	Avg	PF	A	TO	Bk	Stl	Pts	Avg	
LAMAR	11/9/18	*	17	3	5	.600	2	4	.500	1	2	.500	0	1	1	1.0	3	2	2	1	1	9	9.0	
at Tennessee	11/13/18	*	21	0	6	.000	0	2	.000	0	0	.000	0	2	2	1.5	1	0	6	0	0	0	4.5	
EAST CAROLINA	11/16/18	*	28	4	4	1.000	2	2	1.000	3	4	.750	0	1	1	1.3	3	0	2	0	4	13	7.3	
UTRGV	11/21/18	*	21	3	8	.375	1	5	.200	7	8	.875	1	1	2	1.5	2	5	1	1	3	14	9.0	
PRAIRIE VIEW	11/23/18	*	34	3	7	.429	0	2	.000	0	0	.000	0	4	4	2.0	4	3	3	1	0	6	8.4	
at Northwestern	11/28/18	*	30	1	5	.200	0	1	.000	5	6	.833	0	4	4	2.3	1	2	1	2	3	7	8.2	
vs St. John's	12/1/18	*	26	2	6	.333	1	4	.250	0	0	.000	0	2	2	2.3	5	1	1	1	0	5	7.7	
FLORIDA A&M	12/9/18	*	23	3	6	.500	1	2	.500	1	1	1.000	0	2	2	2.3	1	3	1	0	4	8	7.8	
GARDNER-WEBB	12/17/18	*	27	0	5	.000	0	2	.000	2	2	1.000	0	6	6	2.7	2	4	2	1	1	2	7.1	
at Arkansas	12/19/18	*	33	3	10	.300	1	4	.250	4	5	.800	1	2	3	2.7	1	2	2	0	2	11	7.5	
GEORGIA	12/22/18	*	39	6	10	.600	0	0	.000	2	5	.400	1	4	5	2.9	2	0	3	0	0	14	8.1	
KENNESAW STATE	12/28/18	*	23	3	6	.500	0	1	.000	3	3	1.000	0	3	3	2.9	2	6	0	1	3	9	8.2	
USC UPSTATE	1/2/19	*	34	5	8	.625	0	1	.000	4	4	1.000	0	3	3	2.9	0	2	2	1	0	14	8.6	
WAKE FOREST	1/5/19	*	34	4	6	.667	3	4	.750	5	8	.625	1	3	4	3.0	3	4	2	0	1	16	9.1	
VIRGINIA TECH	1/9/19	*	40	3	7	.429	1	4	.250	0	2	.000	0	6	6	3.2	1	3	3	0	2	7	9.0	
at Syracuse	1/12/19	*	35	1	6	.167	0	3	.000	3	8	.375	1	3	4	3.3	2	5	0	4	5	8.8		
at Clemson	1/16/19	*	35	2	7	.286	0	2	.000	4	4	1.000	0	4	4	3.3	1	1	1	1	2	8	8.7	
LOUISVILLE	1/19/19	*	28	2	5	.400	1	1	1.000	3	4	.750	0	0	3	3.1	2	2	2	0	1	8	8.7	
NOTRE DAME	1/22/19	*	39	4	7	.571	2	5	.400	1	2	.500	0	3	3	3.1	2	5	1	0	2	11	8.8	
at Duke	1/26/19	*	37	5	10	.500	1	1	1.000	0	1	.000	0	3	3	3.1	1	1	6	0	4	11	8.9	
NORTH CAROLINA	1/29/19	*	29	3	10	.300	1	3	.333	2	4	.500	1	4	5	3.2	0	2	1	1	0	9	8.9	
at Florida State	2/2/19	*	37	3	13	.231	2	5	.400	2	2	1.000	0	4	4	3.3	0	4	0	1	1	10	9.0	
CLEMSON	2/6/19	*	34	2	5	.400	2	4	.500	0	0	.000	0	1	1	3.2	0	1	3	0	0	6	8.8	
at Notre Dame	02/10/19	*	40	6	13	.462	4	5	.800	2	2	1.000	3	5	8	3.4	4	6	2	2	1	18	9.2	
at Virginia Tech	2/13/19	*	37	6	11	.545	4	7	.571	6	7	.857	0	5	5	3.4	2	5	2	1	0	22	9.7	
FLORIDA STATE	2/16/19	*	33	2	11	.182	1	4	.250	1	2	.500	1	6	7	3.6	0	1	4	0	1	6	9.6	
PITTSBURGH	2/20/19	*	25	1	4	.250	1	2	.500	0	0	.000	0	5	5	3.6	5	2	2	0	0	3	9.3	
at Miami	2/23/19	*	38	4	12	.333	3	7	.429	2	3	.667	0	0	0	3.5	1	3	1	0	0	13	9.5	
at Virginia	2/27/19	*	32	4	8	.500	2	6	.333	0	0	.000	0	0	0	3.4	0	1	2	1	0	10	9.5	
BOSTON COLLEGE	3/3/19	*	45	8	17	.471	4	9	.444	0	0	.000	2	1	3	3.4	0	4	0	1	1	20	9.8	
at NC State	3/6/19	*	39	1	6	.167	0	1	.000	3	4	.750	0	3	3	3.4	1	7	4	0	1	5	9.7	
vs Notre Dame	3/12/19	*	40	4	8	.500	2	4	.500	0	0	.000	0	2	2	3.3	2	1	1	0	2	10	9.7	
Totals			23	1033	101	252	.401	42	107	.393	66	93	.710	13	93	106	3.3	57	81	72	16	44	310	9.7

2019-20	Date	GS	Min	FG	FGA	Pct	3FG	FGA	Pct	FT	FTA	Pct	OR	DR	Tot	Avg	PF	A	TO	Bk	Stl	Pts	Avg	
at NC State	11/05/2019	*	41:52	7	12	.583	3	4	.750	5	6	.833	1	2	3	3.0	2	3	2	0	1	22	22.0	
Elon	11/11/2019	*	29:17	7	11	.636	3	4	.750	5	6	.833	0	1	1	2.0	1	3	6	0	1	22	22.0	
at Georgia	11/20/2019	*	36:46	12	21	.571	5	7	.714	5	7	.714	1	8	9	4.3	1	2	2	0	2	34	26.0	
Arkansas	11/25/2019	*	42:24	4	16	.250	0	2	.000	4	6	.667	1	5	6	4.8	5	3	1	0	2	12	22.5	
Bethune-Cookman	12/01/2019	*	38:52	11	16	.688	2	4	.500	3	6	.500	0	1	1	4.0	3	2	2	1	0	27	23.4	
Nebraska	12/04/2019	*	34:46	10	17	.588	4	8	.500	2	4	.500	1	7	8	4.7	3	7	6	0	3	26	23.8	
Syracuse	12/07/2019	*	37:39	2	12	.167	1	5	.200	2	4	.500	0	0	0	4.0	1	6	3	0	2	7	21.4	
at Kentucky	12/14/2019	*	33:29	2	11	.182	0	5	.000	1	2	.500	0	2	2	3.8	3	4	4	0	0	5	19.4	
Ball State	12/18/2019	*	32:35	4	14	.286	1	3	.333	2	3	.667	0	4	4	3.8	1	0	3	0	1	11	16.4	
vs Boise State	12/22/2019	*	32:54	6	14	.429	0	6	.000	1	2	.500	0	9	9	4.3	5	1	1	1	1	13	17.9	
vs Houston	12/23/2019	*	33:38	5	9	.556	2	3	.667	5	6	.833	1	1	2	4.1	3	1	2	0	0	17	17.8	
at Hawaii	12/25/2019	*	38:31	6	12	.500	2	5	.400	4	4	1.000	0	1	1	3.8	2	4	4	0	4	18	17.8	
at Florida State	12/31/2019	*	38:51	6	13	.462	6	8	.750	1	2	.500	0	3	3	3.8	1	3	4	0	0	19	17.9	
at North Carolina	01/04/2020	*	22:49	2	5	.400	0	2	.000	0	0	.000	0	3	3	3.7	4	2	3	0	0	4	16.9	
Duke	01/08/2020	*	38:35	3	11	.273	1	6	.167	5	6	.833	0	1	1	3.5	3	4	4	0	4	12	16.6	
at Boston College	01/11/2020	*	31:31	3	11	.273	1	4	.250	2	3	.667	1	1	2	3.4	1	3	3	0	2	9	16.1	
Notre Dame	01/15/2020	*	37:59	9	15	.600	2	4	.500	2	3	.667	1	8	9	3.8	3	2	1	0	1	22	16.5	
Virginia	01/18/2020	*	34:17	3	3	1.000	0	0	.000	0	0	.000	1	4	5	3.8	1	4	5	0	0	6	15.9	
at Louisville	01/22/2020	*	36:20	7	14	.500	2	6	.333	5	6	.833	0	4	4	3.8	1	3	2	0	1	21	16.2	
Virginia Tech	02/04/2020	*	32:04	5	9	.556	2	5	.400	0	0	.000	0	5	5	3.9	2	4	1	0	1	12	16.0	
at Pittsburgh	02/08/2020	*	38:06	7	10	.700	3	5	.600	5	5	1.000	0	2	2	3.8	3	7	8	0	0	22	16.2	
Louisville	02/12/2020	*	32:07	2	9	.222	1	4	.250	6	7	.857	1	3	4	3.8	3	5	5	0	3	11	16.0	
at Wake Forest	02/19/2020	*	36:46	9	14	.643	2	4	.500	4	5	.800	1	4	5	3.9	4	5	3	0	0	24	16.3	
at Syracuse	02/22/2020	*	32:29	2	6	.333	2	4	.500	5	6	.833	0	2	2	3.8	3	4	3	0	0	11	16.1	
Clemson	02/25/2020	*	38:03	6	13	.462	2	4	.500	0	0	.000	0	6	6	3.9	3	8	2	0	1	14	16.0	
Miami	02/29/2020	*	34:52	6	12	.500	1	3	.333	1	2	.500	1	5	6	4.0	0	2	4	0	1	14	16.0	
Pittsburgh	03/04/2020	*	29:42	4	7	.571	3	4	.750	2	2	1.000	0	1	1	3.9	2	3	5	1	1	13	15.9	
at Clemson	03/06/2020	*	36:36	7	13	.538	2	5	.400	4	5	.800	0	6	6	3.9	4	1	6	0	2	20	16.0	
Totals			28	983:50	157	330	.476	53	124	.427	81	108	.750	11	99	110	3.9	68	96	95	3	34	448	16.0

## STUDENT-ATHLETE PROFILES

## KHALID MOORE

12

Forward • 6-7 • 200 • Junior • Briarwood, N.Y. • Archbishop Molloy HS

## General

Latest in a line of Georgia Tech recruits from the New York area, but the first scholarship player from Archbishop Molloy High School to enroll at Tech since Kenny Anderson in 1989 ... Versatile player recruited to play small forward, but can guard other positions ... Lengthy, athletic (7-foot, 0.5-inch wingspan) forward with good scoring ability and basketball IQ ... Does a lot of things that don't show up in the box score, good passer, moves well without the ball, keeps Tech offense moving, and his length and activity is an asset on defense ... Played on the same AAU team (New York Rens) as teammate Jose Alvarado ... Second-youngest of five children ... Started organized basketball at age 5 ... Studying business administration.



## CAREER ACC HIGHS

Points: 11, at NC State, 11/05/19  
Rebounds: 4, at NC State, 11/05/19  
Assists: 6, Syracuse, 12/07/19  
Steals: 6, at NC State, 11/05/19  
Blocks: 1, Virginia Tech, 02/04/20; at NC State, 11/05/19  
FG made: 3, 4 times  
FG attempts: 8, at NC State, 11/05/19  
3FG made: 2, Syracuse, 12/07/19  
3FG attempts: 3, Syracuse, 12/07/19  
FT made: 6, Wake Forest, 01/05/19  
FT attempts: 7, at NC State, 11/05/19  
Minutes: 36, at NC State -- 3/6/19

## 2019-20

No. 5 on the team in steals, No. 5 in assists, No. 8 in scoring ... Started Tech's first nine games of the season, 12 altogether ... Started three games against NC State, Morehouse and Notre Dame, replacing injured Michael Devoe (14 total points, 5-12 FG, only one turnover in 52 minutes) ... Averaged 3.3 points and 2.1 rebounds for the season ... Excellent sophomore debut with 11 points, four rebounds, three assists and six steals in Tech's victory at NC State ... Collected a critical offensive rebound and dish to James Banks for field goal attempt on which he was fouled for the winning points ... Had two double-figure games during the season, also scored 10 at Kentucky.

## 2018-19

Played in all but one game as a freshman (DNP-CD vs. Prairie View A&M), starting 10 times, including the regular-season finale at NC State and the ACC Tournament game vs. Notre Dame ... Finished the season with eight points at NC State and 11 against Notre Dame, hitting 7-of-14 shots from the floor with three assists and no turnovers in 68 minutes ... Averaged 3.2 points and 1.3 rebounds in ACC games, hitting 50 percent of his field goal tries, 55.5 percent from the foul line ... Career-high 14 points (6-6 FG, 2-2 on 3s) vs. Florida A&M, 10 at Arkansas ... Top ACC regular-season games were eight points vs. North Carolina (2-2 FG, 4-4 FT) and at NC State (3-5 FG, 2-6 FT).

## High School

Attended Archbishop Molloy High School in Queens, N.Y., and played four years for coach Michael McCleary ... Helped the Stanners to Brooklyn/Queens diocese championships in 2016 and 2017 ... Earned second-team all-league honors as a senior in 2018 ... Scored over 1,000 points in his four-year career ... Averaged 13 points, four rebounds and four assists last summer for his New York Rens team.

## CAREER HIGHS

Points: 14, Florida A&M, 12/9/18  
Rebounds: 9, Elon, 11/11/19  
Assists: 6, Syracuse, 12/07/19  
Steals: 6, at NC State, 11/05/19  
Blocks: 1, 7 times  
FG made: 6, Florida A&M, 12/09/18  
FG attempts: 9, Nebraska, 12/04/19; vs Notre Dame, 03/12/19  
3FG made: 2, 4 times  
3FG attempts: 6, vs Notre Dame, 03/12/19  
FT made: 6, Wake Forest, 01/05/19  
FT attempts: 7, at NC State, 11/05/19  
Minutes: 36, at NC State -- 3/6/19



## CAREER STATISTICS

Year	GP	GS	MP	Avg	FG	FGA	Pct	3FG	3FGA	Pct	FT	FTA	Pct.	Off	Def	Tot	Avg	PF	FO	Ast	TO	Blk	Stl	Pts	Avg
2018-19	31	10	509	16.4	40	83	.482	7	22	.318	42	64	.656	5	40	45	1.5	54	1	36	22	2	11	129	4.2
2019-20	28	12	475	17.0	31	87	.356	9	25	.360	24	47	.511	15	41	56	2.0	47	3	33	35	4	20	95	3.4
CAREER	59	22	984	16.7	71	170	.418	16	47	.340	66	111	.595	20	81	101	1.7	101	4	69	57	6	31	224	3.8

## CAREER STATISTICS - ACC GAMES

Year	GP	GS	MP	Avg	FG	FGA	Pct	3FG	3FGA	Pct	FT	FTA	Pct.	Off	Def	Tot	Avg	PF	FO	Ast	TO	Blk	Stl	Pts	Avg
2018-19	18	5	284	15.8	17	34	.500	2	9	.222	21	38	.553	1	22	23	1.3	30	0	19	12	0	5	57	3.2
2019-20	18	4	190	10.6	14	37	.378	4	8	.500	14	21	.667	6	12	18	1.0	27	2	15	10	2	8	46	2.6
CAREER	36	9	474	13.2	31	71	.437	6	17	.353	35	59	.593	7	34	41	1.1	57	2	34	22	2	13	103	2.9



# STUDENT-ATHLETE PROFILES



PLAYERS & STAFF

## MOORE GAME-BY-GAME STATISTICS

2018-19	Date	GS	Min	FG	FGA	Pct	3FG	FGA	Pct	FT	FTA	Pct	OR	DR	Tot	Avg	PF	A	TO	Bk	Stl	Pts	Avg	
LAMAR	11/9/18		7	0	0	0.000	0	0	0.000	0	0	0.000	0	1	1	1.0	1	1	0	0	0	0.0		
at Tennessee	11/13/18		10	1	5	200	0	1	0.000	2	2	1.000	0	1	1	1.0	1	1	0	0	0	4	2.0	
EAST CAROLINA	11/16/18		9	1	1	1.000	0	0	0.000	2	4	500	0	1	1	1.0	1	1	2	0	0	4	2.7	
UTRGV	11/21/18		12	0	1	0.000	0	0	0.000	0	0	0.000	1	3	4	1.8	2	0	0	0	0	0	2.0	
PRAIRIE VIEW A&M	11/23/18		DNP																					
at Northwestern	11/28/18		15	0	2	0.000	0	0	0.000	2	2	1.000	1	2	3	2.0	3	3	0	0	2	2	2.0	
vs St. John's	12/1/18		15	1	2	500	0	0	0.000	4	4	1.000	0	1	1	1.8	4	2	0	0	1	6	2.7	
FLORIDA A&M	12/9/18		18	6	6	1.000	2	2	1.000	0	0	0.000	1	2	3	2.0	0	0	1	1	2	14	4.3	
GARDNER-WEBB	12/17/18		11	2	2	1.000	0	0	0.000	2	2	1.000	0	1	1	1.9	1	1	1	0	0	6	4.5	
at Arkansas	12/19/18	*	34	3	7	429	0	1	0.000	4	6	667	0	3	3	2.0	2	3	1	0	0	10	5.1	
GEORGIA	12/22/18		17	1	7	143	0	2	0.000	0	0	0.000	1	0	1	1.9	2	1	2	1	0	2	4.8	
KENNESAW STATE	12/28/18	*	25	1	2	500	1	1	1.000	2	2	1.000	0	1	1	1.8	1	2	0	0	0	5	4.8	
USC UPSTATE	1/2/19		20	3	5	600	0	0	0.000	2	2	1.000	0	0	0	1.7	1	1	1	0	1	8	5.1	
WAKE FOREST	1/5/19		18	0	0	0.000	0	0	0.000	6	6	1.000	0	2	2	1.7	2	2	2	0	2	6	5.2	
VIRGINIA TECH	1/9/19		15	1	2	500	0	0	0.000	0	0	0.000	0	3	3	1.8	4	2	1	0	0	2	4.9	
at Syracuse	1/12/19		7	0	0	0.000	0	0	0.000	0	0	0.000	0	0	0	1.7	2	1	0	0	1	0	4.6	
at Clemson	1/16/19		18	2	2	1.000	0	0	0.000	1	3	333	0	1	1	1.6	2	0	0	0	0	5	4.6	
LOUISVILLE	1/19/19	*	30	2	5	400	0	1	0.000	1	5	200	0	3	3	1.7	2	2	0	0	1	5	4.6	
NOTRE DAME	1/22/19		16	3	3	1.000	1	1	1.000	0	1	0.000	0	2	2	1.7	4	1	2	0	0	7	4.8	
at Duke	1/26/19		14	0	1	0.000	0	0	0.000	0	0	0.000	1	0	1	1.7	0	0	0	0	0	0	4.5	
NORTH CAROLINA	1/29/19		15	2	2	1.000	0	0	0.000	4	4	1.000	0	0	0	1.6	1	0	2	0	0	8	4.7	
at Florida State	2/2/19		16	1	4	250	0	1	0.000	2	3	667	0	2	2	1.6	3	1	0	0	0	4	4.7	
CLEMSON	2/6/19	*	17	0	2	0.000	0	1	0.000	2	2	1.000	0	2	2	1.6	2	1	1	0	0	2	4.5	
at Notre Dame	2/10/19		16	1	2	500	0	1	0.000	0	0	0.000	0	1	1	1.6	1	0	1	0	0	2	4.4	
at Virginia Tech	2/13/19		10	1	1	1.000	1	1	1.000	0	0	0.000	0	0	0	1.5	0	3	0	0	0	3	4.4	
FLORIDA STATE	2/16/19		22	0	1	0.000	0	0	0.000	0	2	0.000	0	1	1	1.5	1	2	2	0	1	0	4.2	
PITTSBURGH	2/20/19		4	1	1	1.000	0	0	0.000	0	0	0.000	0	0	0	1.5	1	0	1	0	0	2	4.1	
at Miami	2/23/19		1	0	0	0.000	0	0	0.000	0	0	0.000	0	0	0	1.4	0	0	0	0	0	0	4.0	
at Virginia	2/27/19		10	0	1	0.000	0	0	0.000	0	0	0.000	0	0	0	1.4	1	0	0	0	0	0	3.8	
BOSTON COLLEGE	3/3/19		19	0	2	0.000	0	2	0.000	3	6	500	0	3	3	1.4	1	3	0	0	0	3	3.8	
at NC State	3/6/19	*	36	3	5	600	0	1	0.000	2	6	333	0	2	2	1.4	3	1	0	0	0	8	3.9	
vs Notre Dame	3/12/19		32	4	9	444	2	6	333	1	2	500	0	2	2	1.5	5	2	0	0	0	11	4.2	
Totals			10	509	40	83	.482	7	22	.318	42	64	.656	5	40	45	1.5	54	36	22	2	11	129	4.2

2019-20	Date	GS	Min	FG	FGA	Pct	3FG	FGA	Pct	FT	FTA	Pct	OR	DR	Tot	Avg	PF	A	TO	Bk	Stl	Pts	Avg	
at NC State	11/05/2019	*	39:21	3	8	.375	0	1	.000	5	7	.714	2	2	4	4.0	4	3	3	1	6	11	11.0	
Elon	11/11/2019	*	28:20	2	4	.500	1	2	.500	3	6	.500	0	9	9	6.5	1	5	2	0	3	8	9.5	
at Georgia	11/20/2019	*	30:30	1	2	.500	1	1	1.000	0	2	.000	1	2	3	5.3	5	1	3	1	0	3	7.3	
Arkansas	11/25/2019	*	37:55	1	5	.200	0	1	.000	1	3	.333	1	6	7	5.8	2	0	4	0	1	3	6.3	
Bethune-Cookman	12/01/2019	*	38:52	2	6	.333	0	2	.000	3	6	.500	0	1	1	4.8	3	2	1	0	0	7	6.4	
Nebraska	12/04/2019	*	31:54	2	9	.222	0	2	.000	1	2	.500	1	4	5	4.8	3	4	4	1	1	5	6.2	
Syracuse	12/07/2019	*	23:25	2	4	.500	2	3	.667	2	5	.400	1	1	2	4.4	5	6	2	0	1	8	6.4	
at Kentucky	12/14/2019	*	33:27	4	8	.500	1	3	.333	1	2	.500	1	2	3	4.3	0	3	2	0	2	10	6.9	
Ball State	12/18/2019	*	24:54	1	4	.250	0	0	.000	0	2	.000	2	2	4	4.2	1	1	6	0	2	2	6.3	
vs Boise State	12/22/2019	*	24:34	1	4	.250	0	2	.000	0	1	.000	2	3	5	4.3	4	0	3	0	1	2	5.9	
vs Houston	12/23/2019	*	17:48	0	5	.000	0	2	.000	0	0	.000	0	0	0	3.9	1	1	0	0	2	0	5.4	
at Hawaii	12/25/2019	*	16:20	0	2	.000	0	2	.000	0	0	.000	0	6	6	4.1	1	0	1	0	0	0	4.9	
at Florida State	12/31/2019	*	02:01	0	0	.000	0	0	.000	0	0	.000	0	0	0	3.8	0	0	0	0	1	0	4.5	
at North Carolina	01/04/2020	*	07:08	1	1	1.000	0	0	.000	0	0	.000	1	0	1	3.6	1	0	0	0	0	2	4.4	
Duke	01/08/2020	*	02:37	0	1	.000	0	0	.000	0	0	.000	0	0	0	3.3	0	0	0	0	0	0	4.1	
at Boston College	01/11/2020	*	03:02	0	0	.000	0	0	.000	0	0	.000	0	0	0	3.1	1	0	0	0	0	0	3.8	
Notre Dame	01/15/2020	*	00:27	0	0	.000	0	0	.000	0	0	.000	0	0	0	2.9	1	0	0	0	0	0	3.6	
NC State	01/25/2020	*	21:12	2	3	.667	0	0	.000	1	1	1.000	0	1	1	2.8	5	0	1	0	0	5	3.7	
Morehouse	01/28/2020	*	17:37	3	3	1.000	2	2	1.000	1	2	.500	1	0	1	2.7	0	1	0	0	0	9	3.9	
at Notre Dame	02/01/2020	*	13:09	0	6	.000	0	1	.000	0	0	.000	1	1	2	2.7	1	0	0	0	0	0	3.8	
Virginia Tech	02/04/2020	*	16:48	0	2	.000	0	0	.000	3	4	.750	0	3	3	2.7	0	1	1	1	0	3	3.7	
at Pittsburgh	02/08/2020	*	05:43	2	2	1.000	0	0	.000	0	0	.000	1	0	1	2.6	2	0	0	0	0	4	3.7	
Louisville	02/12/2020	*	09:56	0	1	.000	0	1	.000	0	0	.000	0	0	0	2.5	0	0	0	0	0	0	3.6	
at Wake Forest	02/19/2020	*	06:43	0	2	.000	0	0	.000	0	0	.000	0	1	1	2.5	0	1	1	0	0	0	3.4	
at Syracuse	02/22/2020	*	00:09	0	0	.000	0	0	.000	0	0	.000	0	0	0	2.4	0	0	0	0	0	0	3.3	
Clemson	02/25/2020	*	12:28	2	2	1.000	1	1	1.000	1	2	.500	0	0	0	2.3	1	3	0	0	0	6	3.4	
Miami	02/29/2020	*	04:42	0	1	.000	0	0	.000	0	0	.000	0	1	1	2.2	1	0	0	0	0	0	3.3	
Pittsburgh	03/04/2020	*	16:48	1	2	.500	0	0	.000	2	2	1.000	0	2	2	2.2	4	1	1	0	0	4	3.3	
at Clemson	03/06/2020	*	03:23	1	2	.500	1	1	1.000	0	0	.000	0	0	0	2.1	1	0	1	0	0	3	3.3	
Totals			12	491:14	31	89	.348	9	27	.333	24	47	.511	15	47	62	2.1	48	33	36	4	20	95	3.3

## STUDENT-ATHLETE PROFILES

## COLEMAN BOYD

13

Guard • 6-1 • 173 • Sophomore • Marietta, Ga. • Mt. Bethel Christian Academy

## General

All-state point guard from Georgia private school powerhouse Mt. Bethel Christian Academy ... Enrolled in summer of 2019 as a non-scholarship member of the team ... Played at Mt. Bethel for his father, Cal, a longtime successful high school coach in the Atlanta area and a standout basketball player at Wake Forest following a legendary high school career at Campbell High School in Smyrna ... Studying business administration and enter the coaching profession following college.



steals, and finished No. 2 in career points ... Student leader who was president of the school FCA chapter among other activities.

## CAREER HIGHS

Points: 3 vs Morehouse, 01/28/20  
Rebounds: 1 vs Elon, 11/11/19; vs Virginia Tech, 02/04/20  
Assists: 2 vs Morehouse, 01/28/20  
Steals: 1 vs Morehouse, 01/28/20  
FG Made: 1 vs Morehouse, 01/28/20; at Hawaii, 12/25/19  
FG Attempts: 3 vs Morehouse, 01/28/20  
3FG Made: 1 vs Morehouse, 01/28/20  
3FG Attempts: 3 vs Morehouse, 01/28/20  
Minutes: 4:38 vs Morehouse, 01/28/20  
, 02/04/20

## BOYD GAME-BY-GAME STATISTICS

2019-20	Date	GS	MIN	FG	FGA	%	3FG	3FGA	%	FT	FTA	%	OFF	DEF	TOT	AVG	PF	AST	T/O	BLK	STL	PTS	AVG
Elon	11/11/2019	01:04	0	0	.000	0	0	.000	0	0	.000	0	0	0	1	1.0	0	1	0	0	0	0	0.0
at Hawaii	12/25/2019	00:31	1	1	1.000	0	0	.000	0	0	.000	0	0	0	0	0.5	0	0	0	0	0	2	1.0
Morehouse	01/28/2020	04:38	1	3	.333	1	3	.333	0	0	.000	0	0	0	0	0.3	0	2	0	0	1	3	1.7
Virginia Tech	02/04/2020	01:03	0	1	.000	0	1	.000	0	0	.000	0	1	1	0.5	1	0	0	0	0	0	0	1.3
Totals		0	07:16	2	5	.400	1	4	.250	0	0	.000	0	2	2	0.5	1	3	0	0	1	5	1.3

## 2019-20

Played in four games, scoring five points with two assists and a steal ... Drove for a layup against Hawaii for his first collegiate points, and hit a three-pointer against Morehouse.

## High School

Four-year letterwinner and captain at Mt. Bethel, which won state Georgia Independent Christian Athletic Association (GICAA) championships in 2017 and 2019, and reached the final four in 2016 and 2019 ... Team went 97-26 in his four years ... Earned all-region and honorable mention all-state honors in 2019 by the Georgia High School Association ... Earned all-region and all-state honors three years in the GICAA ... Holds Mt. Bethel career records for three-point field goals, assists and

## CAREER STATISTICS

Year	GP	GS	Min	Avg	FG	FGA	Pct	3FG	3FGA	Pct	FT	FTA	Pct	Off	Def	Tot	Avg	PF	FO	Ass	TO	Blk	Stl	Pts	Avg
2019-20	4	0	7	1.8	2	5	.400	1	4	.250	0	0	.000	0	2	2	0.5	1	0	3	0	0	1	5	1.3
CAREER	4	0	7	1.8	2	5	.400	1	4	.250	0	0	.000	0	2	2	0.5	1	0	3	0	0	1	5	1.3

## CAREER STATISTICS - CONFERENCE GAMES

Year	GP	GS	MP	Avg	FG	FGA	Pct	3FG	3FGA	Pct	FT	FTA	Pct	Off	Def	Tot	Avg	PF	FO	Ass	TO	Blk	Stl	Pts	Avg
2019-20	1	0	1	1.0	0	1	.000	0	1	.000	0	0	.000	0	1	1	1.0	1	0	0	0	0	0	0	0.0
CAREER	1	0	1	1.0	0	1	.000	0	1	.000	0	0	.000	0	1	1	1.0	1	0	0	0	0	0	0	0.0

## NIKO BROADWAY

34

Guard • 6-3 • 195 • Sophomore • Atlanta, Ga. • St. Pius X HS

## General

Non-scholarship player from a family of athletes who joined the Tech program for the fall, 2019 semester ... Both parents are Georgia Tech alumni, and his brother, Olin IV, is a linebacker on the Yellow Jackets' football team ... Grandfather, Olin II, played basketball at Wake Forest, and another grandfather, Joseph Obusek, played basketball at the University of Tampa, both in the late 1950s and early 1960s ... Enjoys playing golf, watching and playing football and video games ... Studying industrial engineering.



to back-to-back runner-up finishes in the state championship in 2017 and 2018 (both at McCamish Pavilion), and three consecutive region titles in 2017, 2018 and 2019 ... Also played baseball for three seasons as a catcher and outfielder ... Member of the National Honor Society who received the Senior Class President's Award.

## CAREER HIGHS

Points: 2 vs Morehouse, 01/28/20  
Rebounds: 3 vs Morehouse, 01/28/20  
Assists: 1 vs Morehouse, 01/28/20  
FG Made: 1 vs Morehouse, 01/28/20  
FG Attempts: 2 vs Morehouse, 01/28/20  
Minutes: 2:20 vs Morehouse, 01/28/20

## BROADWAY GAME-BY-GAME STATISTICS

2019-20	Date	GS	MIN	FG	FGA	%	3FG	3FGA	%	FT	FTA	%	OFF	DEF	TOT	AVG	PF	AST	T/O	BLK	STL	PTS	AVG
Elon	11/11/2019	01:04	0	0	.000	0	0	.000	0	0	.000	0	0	0	0	0.0	0	0	0	0	0	0	0.0
Morehouse	01/28/2020	02:20	1	2	.500	0	0	.000	0	0	.000	1	2	3	1.5	1	1	0	0	0	0	2	1.0
Virginia Tech	02/04/2020	01:03	0	1	.000	0	0	.000	0	0	.000	1	0	1	1.3	1	0	0	0	0	0	0	0.7
Totals		0	04:27	1	3	.333	0	0	.000	0	0	.000	2	2	4	1.3	2	0	0	0	0	2	0.7

## 2019-20

Played in three games, scored his first collegiate points on a reverse layup against Morehouse.

## High School

Two-year starter for coach Aaron Parr who helped St. Pius X win 102 games while he was on the varsity team ... Second-team all-state and first team all-region as a senior, when he averaged 10.6 points, 5.4 rebounds and 2.1 assists per game, all second-best on the team ... Led St. Pius X

## CAREER STATISTICS

Year	GP	GS	Min	Avg	FG	FGA	Pct	3FG	3FGA	Pct	FT	FTA	Pct	Off	Def	Tot	Avg	PF	FO	Ass	TO	Blk	Stl	Pts	Avg
2019-20	3	0	4	1.5	1	3	.333	0	0	.000	0	0	.000	2	2	4	1.3	2	0	1	0	0	0	2	0.7
CAREER	3	0	4	1.5	1	3	.333	0	0	.000	0	0	.000	2	2	4	1.3	2	0	1	0	0	0	2	0.7

## CAREER STATISTICS - CONFERENCE GAMES

Year	GP	GS	MP	Avg	FG	FGA	Pct	3FG	3FGA	Pct	FT	FTA	Pct	Off	Def	Tot	Avg	PF	FO	Ass	TO	Blk	Stl	Pts	Avg
2019-20	1	0	1	1.0	0	1	.000	0	0	.000	0	0	.000	1	0	1	1.0	1	0	0	0	0	0	0	0.0
CAREER	1	0	1	0.0	0	1	.000	0	0	.000	0	0	.000	1	0	0	1.0	1	0	0	0	0	0	0	0.0



## STUDENT-ATHLETE PROFILES

## DAVID DIDENKO

55

Forward • 6-9 • 233 • Junior • Yakutsk, Russia • Boca Raton [Fla.] Community School/Palm Beach State

## General

Native of Russia who attended Boca Raton Community School in Florida and spent the 2018-19 season at Palm Beach State College, a junior college in Boca Raton ... Excellent student and a full academic qualifier out of high school who signed a letter-of-intent to attend Tech in November, 2018 and enrolled for the summer, 2019 term ... Eligible immediately and will have three seasons with the Yellow Jackets ... Excellent physical size with high basketball IQ and skills ... Enjoys watching movies, reading and billiards ... Studying business administration at Tech.

Born in Yakutsk, Russia, came to Brooklyn, N.Y., in August, 2010, at the age of 11, on vacation, and has remained in the United States ... Began playing basketball for fun, won a championship with his middle school AAU team and cemented his desire to play competitively ... Prior to his enrollment at Boca Raton Community High School, attended Northeast High School as a junior, and Montverde Academy for his ninth- and 10th grade years ... Most memorable non-athletic accomplishment was making his first A on an exam in an English class.



PLAYERS &amp; STAFF

## 2019-20

Played in six games, scoring his first points on a three-pointer vs. Morehouse.

## At Palm Beach State College

Played in 27 games, starting four, for Palm Beach State, where he averaged 3.8 points and 3.4 rebounds ... Averaged 151.1 points per 40 minutes ... Hit 32.7 percent of his shots from the floor, 21.7 from three-point range and 60.5 percent from the foul line ... Hit double figures three times, scoring 12 points each against Cape Fear CC, Polk State College and Florida National Univ. JV ... Team went 21-9.

## CAREER HIGHS

Points: 3, Morehouse, 01/28/20

Rebounds: 3, Morehouse, 01/28/20

Steals: 1, Morehouse, 01/28/20

Blocks: 1, Morehouse, 01/28/20

FG Made: 1, Morehouse, 01/28/20

FG Attempts: 5, Morehouse, 01/28/20

3FG Made: 1, Morehouse, 01/28/20

3FG Attempts: 4, Morehouse, 01/28/20

Minutes: 15:30, Morehouse, 01/28/2020

## DIDENKO GAME-BY-GAME STATISTICS

2019-20	Date	GS	Min	FG	FGA	Pct	3FG	3FGA	Pct	FT	FTA	Pct	DR	Tot	Avg	PF	A	TO	Blk	Stl	Pts	Avg
Bon	11/11/2019	03:47	0	2	0.000	0	2	0.000	0	0	0.000	0	0	0	0.0	0	0	0	0	0	0	0.0
Nebraska	12/04/2019	01:24	0	1	0.000	0	1	0.000	0	0	0.000	1	0	1	0.5	0	0	0	0	0	0	0.0
at Hawaii	12/25/2019	00:56	0	0	0.000	0	0	0.000	0	0	0.000	0	0	0	0.3	0	0	0	0	0	0	0.0
at Boston College	01/11/2020	00:57	0	0	0.000	0	0	0.000	0	0	0.000	0	0	0	0.3	0	0	0	0	0	0	0.0
Morehouse	01/28/2020	15:30	1	5	2.000	1	4	250	0	0	0.000	0	3	3	0.8	0	1	1	1	3	0.6	
Virginia Tech	02/04/2020	02:26	0	0	0.000	0	0	0.000	0	0	0.000	0	2	2	1.0	0	0	0	0	0	0	0.5
Totals		0	24:60	1	8	.125	1	7	.143	0	0	.000	1	5	6	1.0	0	1	1	1	3	0.5

## CAREER STATISTICS

Year	GP	GS	MP	Avg	FG	FGA	Pct	3FG	3FGA	Pct	FT	FTA	Pct	Off	Def	Tot	Avg	PF	FO	Ast	TO	Blk	Stl	Pts	Avg
2019-20	6	0	25	4.2	1	8	.125	1	7	.143	0	0	.000	1	5	6	1.0	0	0	0	1	1	1	3	0.5
TOTAL	6	0	25	4.2	1	8	.125	1	7	.143	0	0	.000	1	5	6	1.0	0	0	0	1	1	1	3	0.5

## CAREER STATISTICS - ACC GAMES

Year	GP	GS	MP	Avg	FG	FGA	Pct	3FG	3FGA	Pct	FT	FTA	Pct	Off	Def	Tot	Avg	PF	FO	Ast	TO	Blk	Stl	Pts	Avg
2019-20	1	0	2	2.0	0	0	.000	0	0	.000	0	0	.000	0	2	2	2.0	0	0	0	0	0	0	0	0.0
TOTAL	1	0	2	2.0	0	0	.000	0	0	.000	0	0	.000	0	2	2	2.0	0	0	0	0	0	0	0	0.0

## STUDENT-ATHLETE PROFILES


## RODNEY HOWARD

24

Center/Forward • 6-10 • 241 • Sophomore • Ypsilanti, Mich. • Legacy Charter School (Greenville, S.C.) / Georgia

## General

Enrolled at Georgia Tech in the summer of 2020 following his transfer from Georgia, where he played his freshman year ... Received immediate eligibility from the NCAA and has three years of eligibility at Tech ... Originally signed with Ole Miss before re-opening his recruitment following a coaching change there, and signed with the Bulldogs ... Native of Michigan who attended high school in Alpharetta, Ga., prior to his senior year, which he spent at Legacy Charter School in South Carolina ... Studying public policy at Tech.



## 2019-20 (Georgia)

Played in 24 games, including a pair of starts against N.C.

Central and at Arizona State ... Averaged 1.3 points, 1.5 rebounds and 0.6 blocks in 7.3 minutes of action per game, hitting 13-of-23 shots from the floor (56.5 pct.) ... Finished second on the team in blocked shots (15) despite seeing a fraction of the playing time of the team leaders ... Blocked three shots against South Carolina in Athens, the second-most by an Bulldog in a single game all season ... Efficient from the floor in the first three games of the season, connecting on 80.0 pct. (4-of-5) of his shots ... After single-digit minute tallies in the first five games of the season, logged 21 minutes of playing time against No. 3 Michigan State in the Maui Jim Maui Invitational ... Played 14 minutes of the second half against the Spartans ... Notched his first career start against N.C. Central and also got the nod at Arizona State ... After playing a combined 34 minutes – with three DNP's – and grabbing seven rebounds in the Bulldogs' first 10 SEC outings, collected a team-high six boards in 13 minutes against South Carolina in Athens ... Also logged double-digit minutes at LSU in the regular-season finale.

## High School

Coached by B.J. Jackson as a senior at Legacy Charter ... Only began playing basketball as a sophomore in high school and quickly burst into the national recruiting rankings ... His status fluctuated between 2018-19, topping out at No. 106 in the 247Sports.com composite (No. 10 in Georgia, No. 36 among centers) in the summer of 2018 ... Rated as a three-star recruit by 247sports.com, Rivals.com and in the 247Sports.com composite ... As a senior, averaged 10.2 points, 7.4 rebounds and 1.4 blocks per game for Legacy's Lions ... Scored in double figures in 21 of 39 games, with eight double-double outings ... Helped lead Legacy to a 34-5 record and the USA National Prep School National Championship ... In three outings at the National Prep tournament, averaged 10.7 points, 9.0 rebounds and 1.7 blocks while shooting 61.5 percent from the floor ... Equaled his season high with 14 boards in a 58-46 win over Hillcrest Prep in the National Prep semifinals ... Put up a season-high 20 points – and also collected 12 boards – against Franklin Prep ... Played at Centennial High School in Alpharetta as a sophomore and junior, where he was coached by Lorenzo Withrite ... As a junior, averaged 11.7 points, 9.1 rebounds and 1.3 blocks per game for the Knights, earning all-region honors.

## CAREER HIGHS

Points: 4, Western Carolina, 11/05/2019; Delaware State, 11/15/2019; North Carolina Central, 12/04/2019

Rebounds: 6, South Carolina, 02/12/2020

Assists: 1, Georgia Southern, 12/23/2019; Kentucky, 01/07/2020; South Carolina, 02/12/2020

Steals: 1, vs. Michigan State, 11/26/2019; Austin Peay, 12/30/2019

Blocks: 4, North Carolina Central, 12/04/2019

FG made: 2, Western Carolina, 11/05/2019; Delaware State, 11/15/2019; North Carolina Central, 12/04/2019

FG attempts: 3, Delaware State, 11/15/2019; North Carolina Central, 12/04/2019

3FG made: 0

3FG attempts: 0

FT made: 2, vs. Michigan State, 11/26/2019; at Kentucky, 01/21/2020

FT attempts: 4, Western Carolina, 11/05/2019

Minutes: 15:40, North Carolina Central, 12/04/2019

## CAREER SEC HIGHS

Points: 2, several times

Rebounds: 6, South Carolina, 02/12/2020

Assists: 1, Kentucky, 01/07/2020; South Carolina, 02/12/2020

Steals: 0

Blocks: 3, South Carolina, 02/12/2020

FG made: 1, six times

FG attempts: 2, at LSU, 03/07/2020

3FG made: 0

3FG attempts: 0

FT made: 2, at Kentucky, 01/21/2020

FT attempts: 2, at Kentucky, 01/21/2020; at Missouri, 01/28/2020

Minutes: 12:54, at LSU, 03/07/2020

## HOWARD GAME-BY-GAME STATISTICS

2019-20 (at UGA)	Date	GS	Min	FG	FGA	Pct	3FG	FGA	Pct	FT	FTA	Pct	OR	DR	Tot	Avg	PF	A	TO	Blk	Stl	Pts	Avg	
Western Carolina	11/05/2019	09:36	2	2	1.000	0	0	.000	0	4	.000	0	1	1	1.0	3	0	0	0	0	0	4	4.0	
The Citadel	11/12/2019	08:21	0	0	.000	0	0	.000	1	2	.500	0	0	0	0.5	1	0	0	1	0	1	2.5	1.0	
Delaware State	11/15/2019	08:33	2	3	.667	0	0	.000	0	2	.000	0	0	0	0.3	3	0	2	0	0	0	4	3.0	
Georgia Tech	11/20/2019	06:13	0	2	.000	0	0	.000	0	0	.000	0	2	2	0.8	3	0	0	0	0	0	0	2.3	
vs Dayton	11/25/2019	04:14	0	0	.000	0	0	.000	0	0	.000	0	0	0	0.6	2	0	1	0	0	0	0	1.8	
vs Michigan State	11/26/2019	20:53	0	2	.000	0	0	.000	2	2	1.000	3	2	5	1.3	1	0	0	1	1	2	1.8	1.8	
vs Chaminade	11/27/2019	03:38	0	0	.000	0	0	.000	0	2	.000	1	0	1	1.3	0	0	1	0	0	0	0	1.6	
N.C. Central	12/04/2019	15:40	2	3	.667	0	0	.000	0	0	.000	4	0	4	1.6	0	0	1	4	0	4	1.9	1.9	
at Arizona State	12/14/2019	07:23	0	0	.000	0	0	.000	0	0	.000	0	1	1	1.6	4	0	0	0	0	0	0	1.7	
SMU	12/20/2019	09:45	0	1	.000	0	0	.000	0	0	.000	2	2	2	1.6	0	0	2	0	0	0	0	1.5	
Georgia Southern	12/23/2019	05:10	1	2	.500	0	0	.000	1	1	.000	1	0	1	1.5	1	1	0	0	0	0	2	1.5	
Austin Peay	12/30/2019	03:31	0	0	.000	0	0	.000	0	1	.000	0	1	1	1.5	0	0	0	1	1	0	0	1.4	
Kentucky	01/07/2020	06:41	0	0	.000	0	0	.000	0	0	.000	1	1	2	1.5	0	1	0	0	0	0	0	1.3	
at Auburn	01/11/2020	03:57	0	0	.000	0	0	.000	0	0	.000	0	1	1	1.5	1	0	0	0	0	0	0	1.2	
at Mississippi State	01/18/2020	05:04	1	1	1.000	0	0	.000	0	0	.000	0	0	0	1.4	1	0	0	0	0	0	2	1.3	
at Kentucky	01/21/2020	02:30	0	0	.000	0	0	.000	2	2	1.000	0	0	0	1.3	1	0	0	0	0	0	0	2.1	
Mississippi	01/25/2020	06:20	1	1	1.000	0	0	.000	0	0	.000	0	1	1	1.3	2	0	2	1	0	2	1.4	1.4	
at Missouri	01/28/2020	08:00	1	1	1.000	0	0	.000	0	2	.000	2	1	3	1.4	1	0	0	0	0	0	2	1.4	
Texas A&M	02/01/2020	01:28	0	0	.000	0	0	.000	0	0	.000	0	0	0	1.3	1	0	0	1	0	0	0	1.3	
South Carolina	02/12/2020	12:49	1	1	1.000	0	0	.000	0	0	.000	2	4	6	1.6	2	1	2	3	0	2	0	1.4	
at Texas A&M	02/15/2020	03:59	1	1	1.000	0	0	.000	0	0	.000	0	0	0	1.5	1	0	0	0	0	0	2	1.4	
Auburn	02/19/2020	02:16	0	0	.000	0	0	.000	0	0	.000	0	1	1	1.5	0	0	1	0	0	0	0	1.3	
Florida	03/04/2020	04:37	0	1	.000	0	0	.000	0	0	.000	0	0	0	1.4	1	0	0	0	0	0	0	1.3	
at LSU	03/07/2020	12:54	1	2	.500	0	0	.000	0	0	.000	1	2	3	1.5	2	0	0	1	0	1	2	1.3	
Totals			2	173	33	23	.565	0	0	.000	5	18	.278	15	20	35	1.5	31	3	10	15	2	31	1.3



## CAREER STATISTICS

Year	GP	GS	MP	Avg	FG	FGA	Pct	3FG	3FGA	Pct	FT	FTA	Pct	Off	Def	Tot	Avg	PF	FO	Ast	TO	Blk	Stl	Pts	Avg
2019-20*	24	2	176	7.3	13	23	.565	0	0	.000	5	18	.278	15	20	35	1.5	31	0	3	10	2	15	31	1.3
CAREER	24	2	176	7.3	13	23	.565	0	0	.000	5	18	.278	15	20	35	1.5	31	-	3	10	2	15	31	1.3

\*at Georgia

## CAREER STATISTICS - SEC GAMES

Year	GP	GS	MP	Avg	FG	FGA	Pct	3FG	3FGA	Pct	FT	FTA	Pct	Off	Def	Tot	Avg	PF	FO	Ast	TO	Blk	Stl	Pts	Avg
2019-20*	12	0	71	5.9	6	8	.750	0	0	.000	2	4	.500	6	11	17	1.4	13	0	2	5	0	6	14	1.2
CAREER	12	0	71	5.9	6	8	.750	0	0	.000	2	4	.500	6	11	17	1.4	13	0	2	5	0	6	14	1.2



## STUDENT-ATHLETE PROFILES

## KYLE STURDIVANT

1

Guard • 6-2 • 198 • Sophomore • Norcross, Ga. • Norcross HS / Southern California

## General

Highly regarded prep player from the Atlanta area who played his freshman season at Southern California, transferred to Georgia Tech following the spring, 2020 semester ... Granted immediate eligibility by the NCAA and has three years of eligibility at Tech ... Considered to be a tough playmaker and a solid scorer, adept at controlling the tempo of a game ... First Norcross High School alumnus to join the Tech program since Gani Lawal (2007-10) ... Wore No. 1 for the Trojans ... Was enrolled in business administration at USC, enrolled in aerospace engineering at Tech.



## 2019-20 (freshman at USC)

Played in 21 games, averaging 8.3 minutes, 2.0 points and 1.1 rebounds while hitting 34.8 percent of his shots from the floor ... Recorded 25 assists over 22 turnovers ... Scored a season-high 11 points vs. Marquette on Nov. 29, played season-high 18 minutes vs. Florida Gulf Coast on Dec. 29 ... Did not play after Feb. 8 following the passing of his father, Gary.

## High School

Graduated from Norcross (Ga.) High School in 2019 ... Led Norcross to a 22-9 record and a No. 5 ranking in the state of Georgia as senior ... Named to the Georgia 7A All-State second team ... Scored 21 points, 19 in the second half, of a 71-59 comeback win over Roswell which propelled Norcross to its third consecutive Georgia high school basketball Final Four (Norcross lost 66-62 to eventual state champion McEachern in the semifinals) ... Helped Norcross finish as state runners up his sophomore and junior seasons ... Ranked the No. 6 player in the state of Georgia and the No. 12 point guard in the country by 247Sports, No. 93 overall in the country by Rivals.com ... As a junior, led Norcross to the Georgia high schools No. 1 ranking and all the way to the Georgia 7A title game ... Was named the 7A Georgia Player of the Year and hit the game-winning buzzer-beater over rival Meadowbrook to clinch the 7A Regional title game ... Played on the Nike Team Florida in the EYBL circuit which advanced to the prestigious Peach Jam Tournament ... Averaged 15.1 points, 3.6 assists, 4.8 rebounds and 1.1 steals during the 2018 EYBL season.

## CAREER HIGHS

Points: 11, Marquette, 11/29/19

Rebounds: 4 vs California, 01/16/20; Washington State, 01/02/20

Assists: 5 vs Florida Gulf Coast, 12/29/19

Steals: 1 at Oregon State, 01/25/20; Washington State, 01/02/20; California, 01/16/20

Blocks: 1 at Washington, 01/05/20

Field Goals Made: 4 vs Marquette, 11/29/19

Field Goal Attempts: 6 vs LSU, 12/21/19

3-Point Field Goals Made: 2 vs LSU, 12/21/19

3-Point Field Goal Attempts: 4 vs LSU, 12/21/19

Free Throws Made: 4 at Washington, 01/05/20

Free Throw Attempts: 4 at Washington, 01/05/20

Minutes: 18 vs. Florida Gulf Coast, 12/29/19

## CAREER PAC-12 HIGHS

Points: 6, at Washington, 01/05/20

Rebounds: 4, at Washington State, 01/02/20; vs. California, 01/16/20

Assists: 3, vs. California, 01/16/20

Steals: 1, at Washington State, 01/02/20; California 01/16/20; at Oregon State, 01/25/20

Blocks: 1, at Washington, 01/05/20

FG made: 1, at Washington State, 01/02/20; at Washington, 01/05/20; at UCLA, 01/11/20; California, 01/16/20

FG attempts: 11, at Washington, 01/05/20; at UCLA, 01/11/20

3FG made: 1, California, 01/16/20

3FG attempts: 2, California, 01/16/20

FT made: 4, at Washington, 01/05/20

FT attempts: 4, at Washington, 01/05/20

Minutes: 13, California, 01/16/20; at Arizona, 02/26/20

## STURDIVANT GAME-BY-GAME STATISTICS

2019-20 (at USC)	Date	GS	Min	FG	FGA	Pct	3FG	FGA	Pct	FT	FTA	Pct	OR	DR	Tot	Avg	PF	A	TO	Blk	Stl	Pts	Avg
Florida A&M	11/05/19	12	1	2	500	0	0	0.000	0	0	0.000	0	1	1	1.0	0	4	0	0	0	0	2	2.0
Portland	11/08/19	1	0	0	0.000	0	0	0.000	0	0	0.000	0	0	0	0.5	0	0	1	0	0	0	1.0	
South Dakota State	11/12/19	4	0	2	0.000	0	0	0.000	0	0	0.000	0	2	2	1.0	0	2	1	0	1	0	0.7	
Pepperdine	11/19/19	5	0	1	0.000	0	0	0.000	0	0	0.000	0	2	2	1.3	0	0	0	0	0	0	0.5	
vs Fairfield	11/28/19	6	0	0	0.000	0	0	0.000	0	0	0.000	0	0	0	1.0	1	1	2	0	0	0	0.4	
vs Marquette	11/29/19	11	4	6	667	0	1	0.000	3	3	1.000	0	0	0	0.8	0	0	0	0	0	11	2.2	
vs Harvard	12/01/19	8	1	2	500	0	0	0.000	0	0	0.000	1	0	1	0.9	2	0	2	0	0	2	2.1	
vs TCU	12/06/19	6	0	0	0.000	0	0	0.000	0	0	0.000	0	1	1	0.9	0	2	0	0	0	0	1.9	
Long Beach State	12/15/19	10	1	4	250	0	1	0.000	0	0	0.000	0	0	0	0.8	1	1	0	0	0	2	1.9	
vs LSU	12/21/19	17	3	6	500	2	4	500	0	0	0.000	0	2	2	0.9	0	2	2	0	1	8	2.5	
Florida Gulf Coast	12/29/19	18	2	5	400	0	2	0.000	0	0	0.000	0	3	3	1.1	0	5	0	0	0	4	2.6	
at Washington State	01/02/20	12	1	5	200	0	1	0.000	0	0	0.000	0	4	4	1.3	0	1	1	0	1	2	2.6	
at Washington	01/05/20	10	1	1	1.000	0	0	0.000	4	4	1.000	0	0	0	1.2	0	1	4	1	0	6	2.8	
at UCLA	01/11/20	6	1	1	1.000	0	0	0.000	0	0	0.000	0	0	0	1.1	1	0	0	0	0	2	2.8	
California	01/16/20	13	1	3	333	1	2	500	0	0	0.000	1	3	4	1.3	1	3	5	0	1	3	2.8	
Stanford	01/18/20	2	0	1	0.000	0	0	0.000	0	0	0.000	1	0	1	1.3	0	0	0	0	0	0	0.6	
at Oregon	01/23/20	4	0	0	0.000	0	0	0.000	0	0	0.000	0	0	0	1.2	0	0	2	0	0	0	0.5	
at Oregon State	01/25/20	7	0	1	0.000	0	1	0.000	0	0	0.000	0	0	0	1.2	0	1	0	0	1	0	0.3	
Utah	01/30/20	4	0	2	0.000	0	1	0.000	0	0	0.000	0	0	0	1.1	1	0	0	0	0	0	0.2	
at Arizona	02/06/20	13	0	1	0.000	0	0	0.000	1	2	500	0	2	2	1.2	2	1	1	0	0	1	2.2	
at Arizona State	02/08/20	6	0	3	0.000	0	1	0.000	0	0	0.000	1	0	1	1.1	1	1	1	0	0	0	2.0	
Total			175	16	46	.348	3	14	.214	8	9	.889	4	20	24	1.1	10	25	22	1	5	43	2.0



## CAREER STATISTICS

Year	GP	GS	MP	Avg	FG	FGA	Pct	3FG	3FGA	Pct	FT	FTA	Pct	Off	Def	Tot	Avg	PF	FO	Ast	TO	Blk	Stl	Pts	Avg
2019-20*	21	0	175	8.3	16	46	.348	3	14	.214	8	9	.889	4	20	24	1.1	10	0	25	22	1	5	43	2.0
CAREER	21	0	175	8.3	16	46	.348	3	14	.214	8	9	.889	4	20	24	1.1	10	0	25	22	1	5	43	2.0

## CAREER STATISTICS - PAC-12 GAMES

Year	GP	GS	MP	Avg	FG	FGA	Pct	3FG	3FGA	Pct	FT	FTA	Pct	Off	Def	Tot	Avg	PF	FO	Ast	TO	Blk	Stl	Pts	Avg
2019-20*	10	0	77	7.7	4	18	.222	1	6	.167	5	6	.833	3	9	12	1.2	6	0	8	14	1	3	14	1.4
CAREER	10	0	77	7.7	4	18	.222	1	6	.167	5	6	.833	3	9	12	1.2	6	0	8	14	1	3	14	1.4

\*at Southern California

## STUDENT-ATHLETE PROFILES

## SABA GIGIBERIA

2

**Center/Forward • 7-1 • 250 • Freshman**  
**Tbilisi, Georgia • Prolific Preparatory Academy****General**

Four-star post prospect originally from the Republic of Georgia who has played his high school basketball in the United States ... Has excellent basketball IQ who can play with his back to the basket or facing the basket, with skills as a passer and ability to step out on the perimeter, and has a 7-foot-4 wingspan ... Grew up playing rugby, but said his grandfather encouraged him to switch to basketball at 12 because of his height ... Developed well and earned a spot with a club in Spain at 14 years old, where he played for two years before leaving for the U.S. at age 16 ... Chose Georgia Tech over Boise State, Illinois, TCU and Southern California ... Plans to study industrial design ... Name pronounced "SOB-uh GEE-GEE-buh-REE-uh" with a hard G

**High School**

Played his final year of high school at Prolific Preparatory School in Napa, Calif., for coach Joey Fuca after attending Findlay Prep in Las Vegas as a junior ... Ranked as high as No. 72 nationally (247Sports) and No. 14 at his position ... Averaged 8.5 points, 6.0 rebounds and 1.5 blocked shots in 2019-20 at Prolific Prep ... At Findlay Prep his junior year (18-6 record), recorded five points and three assists per game in 18 total contests, making 37 of his 62 attempts from the field and 7 of 14 from beyond the arc.

**International Basketball**

Played for his home country of Georgia in the FIBA U16 European Division B Championship in 2017, and in the FIBA U18 European Division B Championship in 2019.

## JEHLONI JAMES

35

**Forward • 6-6 • 180 • Sophomore**  
**Sugar Hill, Ga. • Lanier HS****General**

Non-scholarship player who joined the Tech program for the fall, 2019 semester ... Older of two children ... His father, Elbridge, played college basketball at Binghamton University ... Was born in Queens, N.Y. ... Majoring in aerospace engineering and aspires to be a researcher at NASA ... Plays the piano and saxophone, also enjoys playing video games and watching animals.

**2019-20**

Played in one game, for the final minute against Elon, and made his only field goal attempt.

**High School**

Played four years and lettered three at Lanier High School in Sugar Hill, Ga. ... Served as team captain as a senior, when he averaged 15.2 points and 4.7 rebounds for the Longhorns' state playoff team ... Earned all-region honors twice (2018, 2019) and helped Lanier to regional titles ... Played in the GACA North-South All-Star game and the Gwinnett County All-Star Game ... Graduated with honors, and was a member of the National Honor Society, Spanish National Honor Society and the Beta Club.



## TRISTAN MAXWELL

11

**Guard • 6-2 • 209 • Freshman**  
**Charlotte, N.C. • North Mecklenburg HS****General**

High-scoring and record-setting guard who was named the North Carolina state player of the year by the Charlotte Observer and MaxPreps following his senior year ... A consensus three-star rating with a ranking as high as No. 198 nationally, and No. 37 at his position ... Has worked to get stronger and expand his game and has improved incrementally each year in high school ... Son of Vernon Maxwell, a former University of Florida All-American and longtime NBA veteran and champion with the Houston Rockets ... Second youngest of six children ... Began playing basketball at age 5, joined first travel team at age 9 ... The first Charlotte, N.C., area prospect to sign with Georgia Tech since Anthony Morrow in 2005 ... Chose Tech over schools such as Gonzaga, Georgetown, Marquette, NC State, Providence, Temple, Texas A&M ... Intends to major in business administration, with a goal of becoming a real estate executive.

**High School**


A double-figure scorer for North Mecklenburg High School since his freshman year for coach Duane Lewis, earning all-conference honors four years, all-region honors three years and all-state honors as a junior and senior ... Became the school's all-time leading scorer his senior year (finished with 2,253 points, 20th-most all-time in the state) and set the school mark for three-point field goals (finished with 331) by the end of his junior year ... North Mecklenburg compiled a record of 104-12 in his four years on the team, winning its conference and reaching the sectional finals each year ... Averaged 24 points, 6.1 rebounds and 4.3 assists and paced the state class 4A in three-point shooting, leading North Mecklenburg to a 30-1 record and its first North Carolina's first 4A state championship berth since 2006 (championship game was cancelled in wake of coronavirus pandemic) ... Selected to play in the Carolinas Classic All-Star Game ... Named North Mecklenburg's male athlete of the year ... Averaged 22 points per game in 2018-19 and leading class 4A, the highest in the state of North Carolina, in three-point shooting ... Led North Mecklenburg to the third round of the North Carolina class 4A state playoffs in 2019, scoring 45 points in the third-round overtime loss to R.J. Reynolds ... Averaged 20 points a game his junior year, and 14 as a freshman.

## JORDAN MEKA

23

**Center/Forward • 6-8 • 224 • Freshman**  
**Yaounde, Cameroon • Mt. Bethel Christian Academy****General**

Multiple all-state and all-Atlanta Metro performer with a 7-foot-1 wingspan, ranked as high as No. 129 nationally and No. 26 at his position by 247Sports (power forward) ... Enjoyed a record-breaking career at Mount Bethel Christian Academy, setting school records for points, rebounds and blocked shots ... True presence on the defensive end of the court, quick off the floor with great timing in blocking or altering shots in the paint ... Improved markedly in his last couple of years, becoming both a better rebounder but also a more reliable offensive player as a catch-and-finish big ... High-level student academically, originally from Yaoundé, Cameroon, moved to the United States in 2016 ... Second-oldest of five children in his family ... Intends to major in business administration ... Last name pronounced "MECK-uh"

**High School**

Earned all-state honors in Mount Bethel's classification (A-private) every year since his freshman year, including player of the year honors as a sophomore, for coach Cal Boyd ... Led the Eagles to a pair of state Georgia Independent Christian Athletic Association (GICAA) titles in 2017 and 2018, and to the Class A semifinals as a junior in 2019 ... Reached the A-private state playoffs in 2020 and finished second, beating the No. 4, No. 9 and 15 teams along the way ... Four-year record of 87-36 ... Before his senior year even began, had set career school records for points (finished with 1,670, surpassing current Tech guard Coleman Boyd), rebounds (920) and blocked shots (>400) ... Averaged 15.9 points, nine rebounds, three blocks as a senior despite being sidelined by injury the first half of the season ... As a junior, averaged 15.7 points, 7.5 rebounds and 3.1 blocks per game in leading Mount Bethel to a 24-8 record ... AAU team: Atlanta Celtics.





ALL-AMERICAN  
APPEARANCES  
1979 1980  
1981 1982  
1983 1984  
1985 1986  
1987 1988

ALL-AMERICAN  
APPEARANCES  
1938

ALL-AMERICAN  
APPEARANCES  
1985  
1986  
1987

ALL-AMERICAN  
APPEARANCES  
1985  
1986  
1987

ALL-AMERICAN  
APPEARANCES  
1985  
1986  
1987

ALL-AMERICAN  
APPEARANCES  
1985  
1986  
1987

ALL-AMERICAN  
APPEARANCES  
1985  
1986  
1987

ALL-AMERICAN  
APPEARANCES  
1985  
1986  
1987

ALL-AMERICAN  
APPEARANCES  
1985  
1986  
1987

ALL-AMERICAN  
APPEARANCES  
1985  
1986  
1987

ALL-AMERICAN  
APPEARANCES  
1985  
1986  
1987

ALL-AMERICAN  
APPEARANCES  
1985  
1986  
1987

ALL-AMERICAN  
APPEARANCES  
1985  
1986  
1987

ALL-AMERICAN  
APPEARANCES  
1985  
1986  
1987

ALL-AMERICAN  
APPEARANCES  
1985  
1986  
1987

ALL-AMERICAN  
APPEARANCES  
1985  
1986  
1987

ALL-AMERICAN  
APPEARANCES  
1985  
1986  
1987

ALL-AMERICAN  
APPEARANCES  
1985  
1986  
1987

ALL-AMERICAN  
APPEARANCES  
1985  
1986  
1987



## HEAD COACH JOSH PASTNER



## Pastner as a Head Coach

Season	School	Overall	Conference	Postseason
2009-10	Memphis	24-10	13-3 / 2nd	NIT second round
2010-11	Memphis	25-10	10-6 / 4th	NCAA Tournament
2011-12	Memphis	26-9	13-3 / 1st	NCAA Tournament
2012-13	Memphis	31-5	16-0 / 1st	NCAA Tournament, round of 32
2013-14	Memphis	24-10	12-6 / 13rd	NCAA Tournament, round of 32
2014-15	Memphis	18-14	10-8 / 15th	
2015-16	Memphis	19-15	8-10 / 7th	
<b>Memphis</b>	<b>7 years</b>	<b>167-73</b>	<b>82-36</b>	
2016-17	Georgia Tech	*21-16	*8-10 / 11th	
2017-18	Georgia Tech	*13-19	6-12 / 13th	
2018-19	Georgia Tech	14-18	6-12 / 10th	
2019-20	Georgia Tech	17-14	11-9 / 5th	
<b>Georgia Tech</b>	<b>4 years</b>	<b>*65-67</b>	<b>*31-43</b>	
<b>CAREER</b>	<b>11 years</b>	<b>*232-140</b>	<b>*94-70</b>	

\*On-court record. Georgia Tech had 22 wins (including 8 ACC wins) and one loss during the 2016-17 and 2017-18 seasons vacated by the NCAA's Committee on Infractions.

## Pastner Resume

- Head coach, Memphis (2009-16) - 4 NCAA Tournaments, 1 NIT, 4 Conference USA titles
- Assistant coach under John Calipari, Memphis (2008-09) - NCAA Sweet 16, C-USA champions
- Assistant coach under Lute Olson, Arizona (2002-08) - 6 NCAA Tournaments, 2 Pac-10 titles
- Basketball staff assistant under Lute Olson, Arizona (2000-02) - Pac-10 champions in 2002
- Played collegiately for Lute Olson, Arizona (1996-2000) - 4 NCAA Tournaments, 1997 National Champions, 2 Pac-10 titles

## Personal

- Master of arts in teaching and teacher education from Arizona, 1999
- Bachelor of arts in family studies from Arizona, 1998
- Four-year letterwinner in basketball for Lute Olson at Arizona
- Born in Glen Dale, W.Va., grew up in Kingwood, Texas
- Married to the former Kerri Lamas, one stepson (Ethan), three daughters (Payten, Kamryn, Harper)

**"Josh is a perfect fit. As a coach, as a leader and as a teacher he excels with today's player. He will build a program that the entire community will be proud of." -- Kentucky head coach John Calipari**

**"Josh is a good man, honest and a great recruiter. No one will work harder than him. Georgia Tech made a GREAT HIRE!" - the late Arizona coach Lute Olson**



**A**fter guiding Memphis to five post-season berths in seven seasons as the Tigers' head coach, Josh Pastner became Georgia Tech's 14th head basketball coach on April 8, 2016.

Implementing a high-energy style of play and creative offensive and defensive schemes, and building the Jackets' talent base for the future, Pastner has established the Yellow Jackets as one of the top defensive teams in the nation, while he and his staff have steadily improved the team's offense to be ranked in the top half of the Atlantic Coast Conference.

Pastner has tirelessly promoted the program on campus and throughout the city of Atlanta in an effort to re-create the major homecourt atmosphere that surrounded the Yellow Jackets throughout the 1980s, 1990s and into the middle of the 2000s. The result has been numerous wins, high excitement and 13 sellouts in four seasons at McCamish Pavilion.

Five of his players - guards Josh Okogie, Jose Alvarado and Michael Devoe, as well as centers Ben Lammers and James Banks III - have earned Atlantic Conference honors during his tenure. Okogie, in particular, developed from an under-the-radar high school prospect into a highly-regarded NBA prospect, having been selected 20th in the 2018 NBA Draft, while Lammers has had a successful first two years as a pro in Europe.

In year four of Pastner's rebuilding of the Tech program, the Yellow Jackets posted a 17-14 record in 2019-20, winning nine of its last 12 games, including six of the last seven. Tech finished with the program's first winning ACC record since 2004, its highest ACC finish since 2005 (fifth) and its most conference victories (11-9 record) since 1996.

The Jackets ranked No. 17 in the nation in defensive efficiency while finishing ninth in the ACC in scoring against league teams, second in field goal percentage and sixth in three-point percentage. Three players - guards Jose Alvarado (All-ACC third team), Michael Devoe (All-ACC honorable mention) and center James Banks III (ACC All-Defensive team) - earned conference honors.

In his first season at the helm, his Yellow Jacket team defied all pre-season expectations by reaching the post-season and advancing to the finals of the National Invitation Tournament. Tech earned victories over No. 9 North Carolina, No. 6 Florida State and No. 14 Notre Dame (later vacated by the NCAA Committee on Infractions), who all finished among the top four in the ACC regular season. He was named Coach of the Year in the ACC and in NABC District 2.

Two of his players earned all-Atlantic Coast Conference honors; junior center Ben Lammers was named second-team All-ACC and ACC Defensive Player of the Year, while freshman guard Josh Okogie was named to the ACC All-Freshman team.

Though hampered by several significant injuries and other issues in 2017-18, Tech still was able to knock off a pair of top-25 teams while Lammers and Okogie again earned conference honors, and Okogie developed into an NBA first-round draft choice. In 2018-19, the Yellow Jackets picked up three significant road wins - at Arkansas, Syracuse and NC State, each of whom made post-season play.

He was honored in April of 2019 with his induction into the Jewish Sports Heritage Association.

Pastner, 42, compiled a 167-73 record over seven seasons as the head coach at Memphis, where the Tigers earned bids to the NCAA Tournament four times. He was tied for the 10th most wins for a head coach in his first seven seasons in Division I basketball history, and is the second winningest active coach under the age of 40 in NCAA Division I. He is the 14th head coach in Tech's program history.

"Coach Pastner's accomplishments on the floor speak for themselves but what makes him such a great fit at Georgia Tech is the culture that he has established for our men's basketball program," director of athletics Todd Stansbury said. "His energy, his positivity and his commitment to do things the right way are all attributes that not only lead to success on the court but also set our student-athletes up for success after graduation, and are a source of pride for our alumni, students and fans."

Despite his young age, Pastner has been involved in basketball at the Division I level for 21 years, as a player and an assistant coach at Arizona, and as an assistant coach and the head coach at Memphis. He has been a part of teams that have won 524 games, played in 17 NCAA Tournaments and 19 total post-season events. Teams he has been involved with have won 12 conference tournament or regular-season championships, advanced to seven Sweet Sixteens, five Elite Eights, two Final Fours and two NCAA championship games.

As an NCAA head or assistant coach and an AAU head coach, he has coached nearly 25 NBA draft selections.

"I fully understand what it means to be sitting in this chair, what it means to the community and the entire city, and to all the alumni locally and nationally," said Pastner. "When you're in coaching, you want to play for a national championship and compete at the highest level. You want to have a championship program year in and year out. I believe that Georgia Tech and the job here is a true gold mine. You have an opportunity to have the highest level of success that you strive for."

"I love Georgia Tech and the time I've spent here. The success we have had is a direct result of my staff and the unbelievable job they did, the players who bought in and performed so well, and



# HEAD COACH JOSH PASTNER



the fans who gave us the home-court advantage we need. I'm grateful to [Georgia Tech] President [Angell] Cabrera and Todd Stansbury for the tremendous support we have, and for seeing the big picture and where we want to go as a program."

Pastner's Memphis teams averaged 23.9 wins per season and compiled a conference regular-season record of 82-36, including a conference winning streak of 28 games. The Tigers went 11-4 in Conference USA and American Athletic Conference tournaments, including three championships.

He guided Memphis to five post-season berths, the NIT in 2010 and the NCAA Tournament in 2011, 2012, 2013 and 2014. He became one of three head coaches in Tigers history to earn postseason berths in five of his first seven seasons (Larry Finch, John Calipari are the others), one of two to lead the program to four NCAA Tournaments in his first seven seasons (Dana Kirk is the other) and one of three head coaches in program history to lead the Tigers to four straight NCAA Tournament appearances (2011-14; joins Dana Kirk 1982-85, John Calipari 2006-09).

Pastner twice won Conference USA Coach of the Year honors (2010, 2013) by various organizations and news media. Known as a tireless recruiter, he was named the country's No. 7 high-major recruiter by FoxSports.com following the 2007-08 season, and has signed five straight nationally-ranked recruiting classes, including the nation's No. 1 class in 2010 and No. 2 class in 2013.

Pastner was born in Glen Dale, W.Va., and grew up in Kingwood, Texas. He earned his bachelor's degree in family studies in December of 1998, in just two and a half years, from Arizona and his master's degree in teaching and teacher education from Arizona in December of 1999, all while lettering four years in basketball for the Wildcats under head coach Lute Olson.

He married the former Kerri Lamas of Sierra Vista, Ariz., in 2009. He has a stepson (Ethan) and three daughters, Payten, Kamryn and Harper.

## What Coaches Have Said About Tech

"I cannot say enough, I don't have to say anything -- Josh [Pastner] was coach of the year in the toughest conference in the country -- but I can't say enough really about the job he's done with that team. Their defensive numbers are top 10 in the nation in terms of points per possession." - Belmont coach Rick Byrd

"Tremendous atmosphere. Golly. We love the opportunity to play in the NIT but, as a lot of you know, sometimes places don't get as excited about that as they ought to. This place was excited about an NIT game and it was a great atmosphere." - Belmont coach Rick Byrd

"They've done a great job. I think they play with purpose. They know exactly what they're doing. They're a very difficult team to play against. This team beat North Carolina, Florida State, Notre Dame. Those are three top-20 teams, really top-15 teams. And Josh has done a great job with that team." - Syracuse coach Jim Boeheim

"It shows that, when you have guys working together, really good coaching, the improvement of players ... Josh has done a great job with his staff, and it's a great story. They're five guys playing as one. They're a solid unit that has good concepts offensively and defensively. And then the improvement of a player of Lammers from one year to the other, and Jackson, too. They're great for our league. It shows how strong our league is." - Duke coach Mike Krzyzewski

"Georgia Tech has an outstanding brand that was established by my good friend Bobby Cremins, so it's not a program that's not won. It's a program that won big but hasn't won for a while and they've locked into that and have that spirit back." - Krzyzewski again

"I think Josh has done a fabulous job. He's done some really unique things on both ends of the floor. With what they're doing with their triangle stuff offensively is a difficult preparation. It's very, very hard to guard. And then the changing zone defenses and then you've got the rim protector in (Ben) Lammers back there, they're hard to score against. They're just a really tough preparation and it certainly isn't a fluke." - Notre Dame's Mike Brey

"I was really so frustrated about the way we played down there that day. I didn't give them enough credit. They've had a fantastic year. It's shown. I'm hoping they make the NCAA Tournament." - North Carolina's Roy Williams

"Josh has just taken a team that nobody expected to be even competitive, never mind get an NCAA berth, (to tournament consideration). It's great to see because Josh is a tremendous young man and he's doing an outstanding job." - Louisville coach Rick Pitino

"I said after the first time we played them that they were better than people realized, and it's proven to be true. They're good. I said that this team was more talented than people realized. They don't have as much depth as some of the teams in our league, but they're starting five or six is very good. Josh and his staff have done a great job of creating a system that they can be successful in." - Clemson's Brad Brownell

"He's doing a phenomenal job. He hired a really good staff. Josh has gone a tremendous job of getting them to play together. I don't think they were picked last because of their talent, but Josh and his staff have done a tremendous job of maxing out that talent. Georgia Tech is constantly changing defenses. They play every kind of zone there is, and they do a good job of keeping teams from getting into a flow." - Virginia Tech's Buzz Williams

"Josh Pastner and his staff have done an amazing job. The players have really embraced the schemes, both offensively and defensively. Ben Lammers has got to be seriously considered for most improved player in the league. Josh Heath has done a tremendous job of orchestrating what they are doing at both ends of the floor. Josh Okogie is really something, reminds me of Josh Hart from Villanova the way he plays." - Miami head coach Jim Larranaga

"...You've got to go back and guard that action because they run it for 25 seconds and they're not shooting jump shots. They're coming at your throat with stuff. So it's physical, it's grinding, it's exhausting." - Notre Dame's Mike Brey on Tech's OFFENSE

"The transformation's unbelievable," he said. "It's incredible for a team to be picked last, next to last, and to do what they're doing. To me, it's one of the best stories in college basketball right now. Again, you've got to give Brian (Gregory) some credit, but Josh Pastner has taken this group together, and it's amazing. And everybody feels it." - former Tech coach Bobby Cremins

"I like how he's tweaked his system to fit his players. That lets me know he knows what he's doing. I think that's half the battle. But the energy, the effort, they play hard -- that's worth watching. That's worth watching." - former Tech All-American Dennis Scott

# HEAD COACH JOSH PASTNER

## A Closer Look at Josh Pastner

### Overall (Head Coach/Assistant Coach/Staff/Player)

- Entering 12th season as a head coach in 2020-21
- Overall on-court record: 232-140\* / 11 years
- On-court record at Georgia Tech: 65-67\* / 4 years
- Record at Memphis: 167-73 / 7 years
- Had never lost as many as three straight games as a head coach until his ninth year as a head coach; only he and Kentucky's John Calipari could claim that distinction over the last eight years, but Calipari also lost four in a row in 2017-18
- Tied as the 10th-winningest head coach for first seven seasons in NCAA Division I basketball history
- Second-winningest head coach for first seven seasons in Memphis Tigers basketball history
- Second-winningest active coach under the age of 40 in NCAA Division I
- Enters his 25th season at the NCAA Division I level in 2019-20 (since 1996-97)
- Has been a part of more than 500 wins (538-233 record; .698 winning percentage)
- Teams have won 20 or more games 17 seasons, including four 30-win campaigns (1997-98, 2004-05, 2008-09, 2012-13)
- Teams have earned 17 NCAA Tournament berths and one NIT bid; 18 postseason appearances in 21 seasons
- In NCAA Tournament play, have advanced to seven Sweet Sixteens, five Elite Eights, two Final Fours and two NCAA championship games
- Member of the 1996-97 Arizona squad that won the NCAA title; was first and only team to defeat three No. 1 seeds in the same NCAA Tournament
- Teams have won 12 conference championships (7 regular season, 5 tournament)
- As NCAA head or assistant coach and AAU head coach, has coached nearly 25 NBA Draft selections

### Honors and Awards

- 2016-17 ACC Coach of the Year
- 2016-17 NABC District 2 Coach of the Year
- 2012-13 Gene Bartow/Conference USA Coach of the Year (coaches vote)
- 2012-13 Conference USA Coach of the Year (collegeinsider.com)
- 2009-10 Conference USA Coach of the Year (The Sporting News/collegeinsider.com)
- Following 2008-09 season, named the nation's No. 5 assistant coach by Basketball Times
- Following 2007-08 season, named the country's No. 7 high-major recruiter by FOXSports.com

### Georgia Tech Head Coach (2016-present)

- Overall on-court record: 65-67\*
  - Won more games in his first year at Georgia Tech than any other first-year head coach in program history\*
  - Has led Tech to five victories over AP top-25 teams\*
  - Guided Tech to its first appearance in the final four of the NIT since 1971, spanning seven appearances\*
- \*Georgia Tech had 22 wins and one loss during the 2016-17 and 2017-18 seasons vacated by the NCAA's Committee on Infractions.

### Memphis Head Coach (2009-16)

- Overall record: 167-73 (.696 winning percentage); averaging 23.9 wins per season
- Conference regular-season record: 82-36 (.695 winning percentage); had a conference win streak of 28-straight games
- Conference tournament record: 11-4 (.733 winning percentage); has three tournament titles
- Conference record (regular season/tournament combined): 93-40 (.699 winning percentage)
- Ninth-winningest head coach for first six seasons in NCAA Division I basketball history (148 wins)
- Tied as the 10th-winningest head coach for first seven seasons in NCAA Division I basketball history (167 wins)
- Tied for the quickest to 150 coaching wins in program history
- Tied as the winningest head coach for the first six seasons in Memphis program history
- Second-most wins as head coach for the first seven seasons in Memphis program history
- Has the second-most career victories of any active coach under the age of 40 in NCAA Division I
- One of two head coaches in Tigers history to have 18 or more victories each of his first seven seasons (John Calipari is the other)
- Guided the program to five postseason berths in his first seven seasons (2010 NIT; 2011, 2012, 2013, 2014 NCAA)
- One of three head coaches in Tigers history to earn postseason berths in five of his first seven seasons (Larry Finch, John Calipari are the others)
- One of two head coaches in Tigers history to lead the program to four NCAA Tournaments in his first seven seasons (Dana Kirk was the other)
- One of three head coaches in program history to lead Tigers to four straight NCAA Tournament appearances (2011-14; joins Dana Kirk 1982-85, John Calipari 2006-09)
- Led Tigers to back-to-back conference regular-season titles (2011-12, 2012-13) and three-consecutive conference tournament crowns (2011, 2012, 2013)
- Won the second-most conference titles (regular season and tournament combined; for Pastner, five total titles) in his first six seasons (Dana Kirk won six combined titles in his first six seasons)
- Coached 15 all-conference selections (5 first team, 4 second team, 6 third team)
- Coached two C-USA Players of the Year (Will Barton, 2011-12; Joe Jackson, 2012-13), one C-USA Defensive Player of the Year (D.J. Stephens, 2012-13), one C-USA Newcomer of the Year (Elliot Williams, 2009-10), one C-USA Sixth Man of the Year (Chris Crawford, 2012-13) and three C-USA Tournament MVPs (Joe Jackson, 2011, 2012; Chris Crawford, 2013)
- Coached American Athletic Conference award winners Austin Nichols (Newcomer of the Year), Michael Dixon Jr. (Sixth Man of the Year) in 2013-14, Shaq Goodwin (Sportsmanship Award Winner) in 2014-15, and Dedric Lawson (Newcomer of the Year)
- Coached two NBA Draft selections (Elliot Williams, 2010; Will Barton, 2012)
- Signed five-straight, nationally-ranked recruiting classes, including the nation's No. 1 class in 2010 and No. 2 class in 2013
- Guided Memphis to a 31-5 overall record in 2012-13, only the sixth 30-win season in school history
- 2012-13 team swept the Conference USA regular season and tournament titles; posted a 16-0 regular-season record
- 2011-12 conference title sweep (regular season and tournament) made Memphis the only program from a top-10 rated conference in the nation to win the regular-season crown outright and also claim the tournament championship
- Directed the youngest squad in Memphis history (7th youngest in NCAA Division I that year) to the 2011 Conference USA Tournament title, the program's first league tournament championship won outside the Bluff City since 1987
- Has had four former assistant coaches go on to collegiate head coaching positions: Willis Wilson (Texas A&M-Corpus Christi), Jack Murphy (Northern Arizona), Jason Gardner (IUPUI), and Damon Stoudamire (Pacific). Additionally, former assistant coach Luke Walton spent over half of the 2015-16 NBA season as interim head coach of the Golden State Warriors.

### In the Memphis and Mid-South Communities

- Active supporter of Memphis' area firefighters, police, military, and rescue units
- Gives talks to civic clubs, youth organizations and elementary schools throughout the Mid-South region
- Was and continues to be active in his support of both children's hospitals in Memphis, Le Bonheur and St. Jude, as well as the Ronald McDonald House of Memphis
- Involved with the Child Advocacy Center, Wings Cancer Foundation Bet Against Breast Cancer, Life Choices and Make-A-Wish Foundation
- From 2012-15, was a part of the Inifiniti Coaches' Charity Challenge, a contest that raises financial support for coaches-selected charities
- Served as the 2012 Memphis Maccabi Games opening ceremonies speaker
- Served as the 2011 Mid-South Susan G. Komen Race for the Cure honorary chairperson



### Memphis Assistant Coach (2008-09)

- Overall record: 33-4 (.892 winning percentage); 30-win season was program's fourth straight
- Helped lead Memphis to a sweep of the Conference USA regular season and tournament titles
- The Tigers posted a perfect 16-0 record in C-USA play for a third-consecutive year
- Memphis finished regular season ranked No. 3 in the final Associated Press Top-25 poll and No. 2 in the ESPN/USA Today coaches poll
- Memphis won a school season record 27 straight games
- The Tigers advanced to the NCAA Tournament Sweet Sixteen for a fourth-straight season
- Coached the consensus National Freshman of the Year (Tyreke Evans)
- Coached two 2009 NBA Draft selections (Tyreke Evans, Robert Dozier)

### Arizona Assistant Coach (2002-08)

- Served as an assistant for six seasons under Hall of Fame head coach Lute Olson (2002-07) and Kevin O'Neill (2007-08)
- Overall record: 137-60 (.695 winning percentage); averaged nearly 23 wins per season
- Pac-10 Conference record: 73-35 (.676 winning percentage)
- Teams had five 20-win seasons, including a 30-win campaign in 2004-05
- Teams posted double-digit win seasons in Pac-10 Conference play five of the six seasons
- Teams won two Pac-10 Conference regular season titles
- Teams earned NCAA Tournament bids all six seasons and advanced to two Sweet Sixteens and two Elite Eights
- Coached four All-Americans (Luke Walton, Jason Gardner, Andre Iguodala, Salim Stoudamire)
- Coached 12 All-Pac-10 Conference selections (total of 17 times) and seven Pac-10 All-Freshman Team picks
- Coached eight players that were NBA Draft picks (Luke Walton, Andre Iguodala, Salim Stoudamire, Channing Frye, Hassan Adams, Marcus Williams, Jerryd Bayless, Chase Budinger)

### In the Tucson Community

- Involved in a wealth of charitable organizations, including the Boys and Girls Clubs of Tucson, Boy Scouts of America, Leukemia and Lymphoma Society, Naval Special Warfare Foundation, Special Olympics and various local law enforcement support groups
- Named to the 2007 Tucson Business Edge's "40 Under 40," which recognizes local business leaders under 40 years of age; annual list not only recognizes recipients for professional success, but community involvement, public service and participation in trade groups or professional organizations

### Arizona Staff Member (2000-02)

- Served on Lute Olson's staff as video coordinator/recruiting coordinator (2001-02) and undergraduate assistant (2000-01)
- Overall record: 49-16 (.754 winning percentage); posted back-to-back 20-win seasons
- Pac-10 Conference record: 27-9 (.750 winning percentage)
- Team won one Pac-10 Conference Tournament title (2002)
- Team earned consecutive NCAA Tournament berths and advanced to two Sweet Sixteens, one Elite Eight, one Final Four and one championship game
- 2000-01 team finished season as NCAA runner-up

### Arizona Player (1996-2000)

- Named Academic All-Pac-10 second team as a senior in 2000
- Overall record: 104-27 (.794 winning percentage)
- Teams posted four-straight 20-win seasons, including a 30-win campaign in 1997-98
- Pac-10 Conference record: 56-16 (.778 winning percentage)
- Teams won two Pac-10 Conference regular season crowns (1997-98, 1999-2000)
- Teams earned four-straight NCAA Tournament berths, advancing to two Sweet Sixteens, two Elite Eights, one Final Four and one championship game
- 1996-97 team won the NCAA title
- Wildcats had a 42-0 record when Pastner played
- Dubbed the program's "shot specialist," worked with high-profile teammates (Mike Bibby, Miles Simon, Jason Terry, Richard Jefferson) on their shots and shooting motions
- Also assisted in breaking down tapes and scouting opponents

### Other Items of Interest

- Earned his bachelor's degree in Family Studies from Arizona in 2.5 years (December of 1998 after enrolling in fall of 1996), which is the fastest an Arizona student-athlete has ever earned a degree
- Earned his master's degree in Teaching and Teacher education in just one year while at Arizona
- Earned his bachelor's degree without taking any summer classes; took as many as 33 hours during multiple semesters
- At the age of 21, applied for Prairie View's head coach position
- At the age of 19, applied for the Los Angeles Clippers head coach position
- At age of 16, organized and coached the Houston Hoops AAU summer program
- At age of 13, published the Josh Pastner Scouting Report, which provided scouting reports on local high school talent in the Houston area
- Has never had alcohol, coffee or soda to drink
- Has not used a curse word in his seven seasons as head coach



## HEAD COACH JOSH PASTNER

## Pastner At-A-Glance

## PERSONAL

Birthdate: September 26, 1977  
 Hometown: Kingwood, Texas  
 High School: Kingwood  
 College: Arizona, 1998 (Bachelor's); Arizona, 1999 (Master's)  
 Family: wife, Kerri; daughters, Payten, Kamryn, and Harper; stepson, Ethan

## COACHING HISTORY

2000-01: Arizona, Undergraduate Assistant Coach  
 2001-02: Arizona, Video Coordinator/Recruiting Coord.  
 2002-08: Arizona, Assistant Coach  
 2008-09: Memphis, Assistant Coach  
 2009-16: Memphis, Head Coach  
 2016-present: Georgia Tech, Head Coach

## POST-SEASON HISTORY

2000-01: Arizona, NCAA Championship Game  
 2001-02: Arizona, NCAA Sweet Sixteen  
 2002-03: Arizona, NCAA Elite Eight  
 2003-04: Arizona, NCAA First Round  
 2004-05: Arizona, NCAA Elite Eight  
 2005-06: Arizona, NCAA Second Round  
 2006-07: Arizona, NCAA First Round  
 2007-08: Arizona, NCAA First Round  
 2008-09: Memphis, NCAA Sweet Sixteen  
 2009-10: Memphis, NIT Second Round  
 2010-11: Memphis, NCAA Second Round  
 2011-12: Memphis, NCAA Second Round  
 2012-13: Memphis, NCAA Third Round  
 2013-14: Memphis, NCAA Third Round

## CONFERENCE TITLES

2001-02: Arizona, Pac-10 Conference (tournament)  
 2002-03: Arizona, Pac-10 Conference (regular season)  
 2004-05: Arizona, Pac-10 Conference (regular season)  
 2008-09: Memphis, C-USA (regular season/tournament)  
 2010-11: Memphis, C-USA (tournament)  
 2011-12: Memphis, C-USA (regular season/tournament)  
 2012-13: Memphis, C-USA (regular season/tournament)

## PLAYING HISTORY

1996-2000: Arizona, Four-year letterwinner

## POST-SEASON (Player)

1996-97: Arizona, NCAA Champion  
 1997-98: Arizona, NCAA Elite Eight  
 1998-99: Arizona, NCAA First Round  
 1999-2000: Arizona, NCAA Second Round

## CONFERENCE TITLES (Player)

1997-98: Arizona, Pac-10 Conference (regular season)  
 1999-2000: Arizona, Pac-10 Conference (regular season)



## Pastner's Career Experience

Year	Position	School	Overall W-L	Pct.	Conference W-L	Pct.	Notable
1996-97	Player	Arizona	25-9	.735	11-7	.611	NCAA Champion
1997-98	Player	Arizona	30-5	.857	17-1	.944	Pac-10 Champ (R); NCAA Elite Eight
1998-99	Player	Arizona	22-6	.786	13-5	.722	NCAA First Round
1999-00	Player	Arizona	27-7	.794	15-3	.833	Pac-10 Champ (R); NCAA Second Round
2000-01	Assistant#	Arizona	25-6	.806	15-3	.833	NCAA Title Game
2001-02	Video#	Arizona	24-10	.706	12-6	.667	Pac-10 Champ (T); NCAA Sweet 16
2002-03	Assistant	Arizona	28-4	.875	17-1	.944	Pac-10 Champ (R); NCAA Elite Eight
2003-04	Assistant	Arizona	20-10	.667	11-7	.611	NCAA First Round
2004-05	Assistant	Arizona	30-7	.811	15-3	.833	Pac-10 Champ (R); NCAA Elite Eight
2005-06	Assistant	Arizona	20-13	.606	11-7	.611	NCAA Second Round
2006-07	Assistant	Arizona	20-11	.645	11-7	.611	NCAA First Round
2007-08	Assistant	Arizona	19-15	.559	8-10	.444	NCAA First Round
2008-09	Assistant	Memphis	33-4	.892	16-0	1.000	C-USA Champ (R/T); NCAA Sweet 16
2009-10	Head Coach	Memphis	24-10	.706	13-3	.813	NIT Second Round
2010-11	Head Coach	Memphis	25-10	.714	10-6	.625	C-USA Champ (T); NCAA Second Round
2011-12	Head Coach	Memphis	26-9	.743	13-3	.813	C-USA Champ (R/T); NCAA Second Round
2012-13	Head Coach	Memphis	31-5	.861	16-0	1.000	C-USA Champ (R/T); NCAA Third Round
2013-14	Head Coach	Memphis	24-10	.706	12-6	.667	NCAA Third Round
2014-15	Head Coach	Memphis	18-14	.563	10-8	.556	American Conference First Round
2015-16	Head Coach	Memphis	19-15	.559	8-10	.444	American Conference finals
2016-17	Head Coach	Georgia Tech	21-16 !	.567	8-10 !	.444	
2017-18	Head Coach	Georgia Tech	13-19 !	.406	6-12	.333	
2018-19	Head Coach	Georgia Tech	14-18	.438	6-12	.333	
2019-20	Head Coach	Georgia Tech	17-14	.548	11-9	.550	
<b>Georgia Tech Totals</b>			<b>65-67 !</b>	<b>.532</b>	<b>31-43 !</b>	<b>.419</b>	7 conference titles (3 R/4 T), 5 NCAA, 1 Sweet 16, 1 NIT
<b>Memphis Totals (HC/AC)</b>			<b>200-77</b>	<b>.745</b>	<b>98-36</b>	<b>.726</b>	5 conference titles (4 R/1 T), 12 NCAA, 6 Sweet 16, 5 Elite Eight, 2 Final Four, 2 NCAA title games, 1 NCAA title
<b>Arizona Totals (Staff/Player)</b>			<b>290-103</b>	<b>.722</b>	<b>156-59</b>	<b>.726</b>	
<b>Totals</b>			<b>555-247 !</b>	<b>.692</b>	<b>285-138 !</b>	<b>.674</b>	

R — denotes conf. regular season title, T — denotes conf. tournament title

# also served as recruiting coordinator, # undergraduate assistant coach

! On-court record. Georgia Tech had 22 wins and one loss during the 2016-17 and 2017-18 seasons vacated by the NCAA's Committee on Infractions.

## Pastner vs. All Opponents

<b>American Athletic</b>	<b>60-28</b>	<b>Mid-American</b>	<b>1-2</b>
Cincinnati	2-4	Ball State	0-1
Connecticut	2-6	Ohio	1-1
East Carolina	10-3		
Houston	7-5	<b>Mid-Eastern Athletic</b>	<b>6-0</b>
SMU	4-6	Bethune-Cookman	2-0
Temple	3-3	Coppin State	1-0
Tulane	8-3	Florida A&M	2-0
Tulsa	7-3	North Carolina A&T	0-0
UCF	13-1	North Carolina Central	1-0
USF	4-1		
		<b>Missouri Valley</b>	<b>3-1</b>
<b>Atlantic 10</b>	<b>1-3</b>	Bradley	1-0
George Washington	1-0	Indiana State	1-0
Massachusetts	0-1	Northern Iowa	1-0
Saint Louis	0-1	Wichita State	0-1
VCU	0-1		
		<b>Mountain West</b>	<b>1-0</b>
<b>Atlantic Coast</b>	<b>37-50</b>	Boise State	1-0
Boston College	5-2		
Clemson	3-5	<b>Northeast</b>	<b>1-0</b>
Duke	0-4	Robert Morris	1-0
Florida State	1-4		
Louisville	3-6	<b>Ohio Valley</b>	<b>13-1</b>
Miami	4-2	Austin Peay	4-0
North Carolina	2-2	Belmont	2-0
NC State	5-1	Jacksonville State	1-0
Notre Dame	3-6	Murray State	0-1
Pittsburgh	4-2	Southeast Missouri	3-0
Syracuse	3-4	Tennessee State	1-0
Virginia	0-6	Tennessee Tech	1-0
Virginia Tech	1-4	Tennessee-Martin	2-0
Wake Forest	3-2		
		<b>Pac-12</b>	<b>0-2</b>
<b>Atlantic Sun</b>	<b>6-0</b>	Arizona	0-1
Kennesaw State	1-0	UCLA	0-1
Lipscomb	3-0		
North Florida	1-0	<b>Patriot League</b>	<b>1-0</b>
USC Upstate	1-0	Loyola, Md.	1-0
<b>Big 12</b>	<b>1-7</b>	<b>Southeastern</b>	<b>7-15</b>
Baylor	0-1	Arkansas	1-1
Kansas	0-2	Florida	0-1
Oklahoma	0-1	Georgia	0-4
Oklahoma State	1-2	Kentucky	0-1
TCU	0-0	LSU	2-0
		Mississippi	2-2
<b>Big East</b>	<b>2-5</b>	South Carolina	0-1
Georgetown	0-3	Tennessee	3-5
St. John's	1-1		
Xavier	1-1	<b>Southern</b>	<b>1-1</b>
		Samford	1-0
<b>Big South</b>	<b>1-1</b>	Wofford	0-1
Gardner-Webb	0-1		
USC Upstate	1-0	<b>Southland</b>	<b>8-1</b>
		Central Arkansas	1-0
<b>Big Sky</b>	<b>1-0</b>	Houston Baptist	1-0
Montana State	1-0	Lamar	1-0
		Nicholls	2-0
<b>Big Ten</b>	<b>6-5</b>	Northwestern State	2-0
Indiana	1-0	Sam Houston State	0-0
Michigan	0-1	Stephen F. Austin	0-1
Michigan State	0-1	Texas A&M-Corpus Christi	1-0
Minnesota	0-1		
Mississippi	0-0	<b>Southwestern Athletic</b>	<b>7-1</b>
Nebraska	1-0	Alcorn State	0-0
Northwestern	1-1	Grambling State	1-1
Ohio State	1-0	Jackson State	3-0
Penn State	0-1	Prairie View A&M	2-0
Rutgers	0-0	Southern	1-0
<b>Big West</b>	<b>2-0</b>	<b>Summit League</b>	<b>5-0</b>
CSU Bakersfield	1-0	IUPUI	2-0
Hawaii	1-0	Oral Roberts	2-0
		Western Illinois	1-0
<b>Colonial</b>	<b>1-0</b>		
Elon	1-0	<b>Sun Belt</b>	<b>4-1</b>
		Arkansas-Little Rock	2-0
<b>Conference USA</b>	<b>35-6</b>	Arkansas State	2-0
Charlotte	1-0	UT-Arlington	0-1
Louisiana Tech	1-0		
Marshall	7-1	<b>West Coast</b>	<b>3-2</b>
North Texas	1-0	Gonzaga	2-2
Rice	3-1	Saint Mary's	1-0
Southern Mississippi	10-1		
UAB	8-0	<b>Western Athletic</b>	<b>2-0</b>
UTEP	3-3	UTRGV	1-0
Western Kentucky	1-0		
		<b>Division II</b>	<b>5-0</b>
<b>Horizon League</b>	<b>1-1</b>	Georgia College	1-0
Oakland	1-0	LeMoyne Owen	1-0
Wright State	0-1	Morehouse	1-0
		Shorter	1-0
<b>Ivy</b>	<b>2-0</b>	Tusculum	1-0
Harvard	1-0		
Yale	1-0	<b>Division III</b>	<b>1-0</b>
		Centenary	1-0
<b>Metro Atlantic</b>	<b>2-0</b>		
Manhattan	1-0		
Siena	1-0		

## BASKETBALL STAFF

## ERIC REVENO

## Associate Head Coach

After serving 10 years as the head coach at the University of Portland, Eric Reveno joined Josh Pastner's men's basketball staff at Georgia Tech as assistant coach on May 6, 2016. He was promoted to associate head coach on Nov. 1, 2019.

The former post player oversaw one of the Yellow Jackets' great successes in 2016-17 in the development of 6-10 center Ben Lammers, who became a second-team All-ACC performer and the conference's Defensive Player of the Year. He also helped develop another former reserve forward, Abdoulaye Gueye, into a significant contributor for the Yellow Jackets in his final two seasons, and helped transfer James Banks III develop into one of the ACC's top defensive players, making the ACC's All-Defensive team twice.

Reveno's penchant for analytics has led the Jackets to adopt advanced new methods and technologies to help the team's performance, such as the new Noah shot-tracking systems in the Zelnak Practice Facility and the McCamish Pavilion main floor, along with other analytics and data-gathering methods. In addition to recruiting, player development, on-court coaching, scouting and game-planning, Reveno also handles budget management, staff organization and game scheduling for the program.

Reveno, 54, spent 10 years spearheading a rebuilding effort at Portland in which the Pilots played in four CollegiateInsider.com Postseason Tournaments (CIT) during his tenure and had a three-year span where the Pilots averaged 20 wins from 2008-10. Reveno was named the WCC Coach of the Year in 2009 after leading Portland to back-to-back third-place finishes in the league standings. The Pilots were also one of the best three-point shooting teams in the nation during Reveno's term.

"Eric is a former head coach and understands how to run a program," said head coach Josh Pastner. "He's had a lot of responsibility behind the scenes here over the last three years, keeping us organized and moving in the right direction in so many areas. He's also done a tremendous job on the court, developing our frontcourt players and in our scouting and game-planning. He is known as one of the great developers of big men in the country. He worked at Pete Newell's Big Man Camp for seven years, and he was on the staff at Stanford during a time when they recruited and developed a number of tremendous big men and were highly successful. He's got a tremendous IQ for the game of basketball and a high level of character."

Twenty of Reveno's Pilots were named to All-WCC teams, including eight first-team selections, and 16 of his graduates went on to play professionally. Off the court, the Pilots had 20 WCC All-Academic team selections under Reveno — the high water mark in the league during his tenure. The team boasted a 100 percent graduation rate and a near-perfect rating according to the NCAA's Academic Progress Rate.

"I have known Coach Pastner since he was a player at Arizona, and he has impressed at every stage of his career," said Reveno. "His commitment and passion for helping each student-athlete become the best he can be and building a championship team is infectious. To be able to work with him, at one of the nation's top academic institutions, competing in the best league in college basketball, is an opportunity of a lifetime."

Voted one of the Top 25 Recruiters in the nation by rivals.com in 2006, Reveno has a track record of player development, and respects the role of the student-athlete. He built the foundation for future success through quality recruiting and an emphasis on development, both on the court and in the weight room.

Long recognized as a leader in the use of sports performance analysis technology, Reveno has spoken at multiple worldwide and national summits hosted by SportsTec, one of the foremost providers of video and technology solutions to the international sports community. His cutting edge



approach to leveraging data and technology became a staple of the Pilot program in teaching, player development, and recruiting. As a result, Reveno was the lone representative from the United States asked to speak to an audience of performance professionals from some of the top sports leagues and organizations in the world. According to Dave Telep, ESPN.com Senior Recruiting Analyst, "Reveno is unofficially the most technologically advanced man we've met in college basketball."

An imposing 6-foot, 8-inch figure, Reveno developed a passion for a disciplined style of play reminiscent of his formative coaching years as an assistant under legendary coach Mike Montgomery at Stanford. He also credits Dr. Tom Davis, the man who recruited and coached him at Stanford his first two years, and legendary coach Pete Newell as major influences on his coaching style. Reveno served as an assistant coach under Montgomery at Stanford for seven years before being promoted to associate head coach during the 2004-05 season alongside three-conference coach of the year Trent Johnson.

A post player for the Cardinal in the late 1980s under both Davis and Montgomery, Reveno helped coach his alma mater to seven 20-win seasons, three 30-win seasons, eight NCAA Tournament appearances, an NCAA Final Four in 1998, three years with a No. 1 national ranking and four Pacific-10 Conference Championships. He played in 116 games during his career at Stanford (1985-87, 89), including 30 games as a starter during his senior season. He was a two-time team captain and averaged 9.4 points and 5.1 rebounds per game as a senior, helping the Cardinal to a 26-7 record (15-3 mark in the Pac-10) and a No. 12 national ranking. The Cardinal advanced to the NCAA Tournament, Stanford's first appearance in the tourney since 1942.

Reveno recruited and/or coached numerous outstanding frontline players for the Cardinal, including Brook Lopez, Robin Lopez, Mark Madsen, Jarron Collins, Jason Collins, Curtis Borchardt, Tim Young, Rob Little, Justin Davis and Matt Haryasz. He was also a prominent staff member at the nationally renowned Pete Newell Big Man Camp from 1998-2004. Seven players under Reveno's tutelage at Stanford went on to play in the NBA.

After graduating from Stanford in 1989 with a degree in economics, he spent four years playing professional basketball in Japan. He returned to Stanford and obtained his masters degree in business administration in 1995. Prior to joining the Stanford coaching staff in 1997, he served as president for two years of Riekes Center in Menlo Park, a non-profit mentoring organization that works with athletes of all ages.

Reveno was born in Stanford, Calif. on March 12, 1966 and attended The Menlo School. He and his wife, Amanda, have two children: Katie (18) and Andrew (15).

## At-A-Glance

**Full Name:** Eric Wendell Reveno | **Birthdate:** March 12, 1966 in Stanford, Calif.

**Family:** Wife Amanda, children Katie and Andrew | **Joined Tech Staff:** May, 2016

**Education:** Master's degree in Business Administration from Stanford in 1995; Bachelor's degree in Economics from Stanford in 1989

**Playing Experience:** Four years of professional basketball in Japan (Japan Energy from 1989-93); played at Stanford from 1985-89 for coaches Tom Davis and Mike Montgomery, two-time team captain, 30-game starter as a senior; led Stanford to first NCAA Tournament in 47 years

**Coaching Experience:** Assistant coach at Georgia Tech (2006-present); Head coach at Portland (2006-16); Assistant coach at Stanford (1997-2004), Associate Head Coach at Stanford (2004-06)

**Honors/Accomplishments:** West Coast Conference Coach of the Year (2009); led Portland to four post-season appearances and its winningest three-year record in school history; coached 20 Portland players to all-West Coast Conference honors; his teams had a 100-percent graduation rate; at Stanford, coached four Pac-10 championship teams and one Final Four team, recruited and / or developed NBA post players Brook and Robin Lopez, Tim Young, Mark Madsen, Curtis Borchardt, Jason and Jarron Collins; Named a Top 25 Recruiter in the Nation by Rivals.com in 2006; At Tech, developed center Ben Lammers into an All-ACC-caliber player who now plays professionally in Europe, and center James Banks III made the ACC All-Defensive team twice





# BASKETBALL STAFF

## JULIAN SWARTZ

### Assistant Coach

A 17-year coaching veteran, including 10 years on the NCAA Division I level, Julian Swartz was named an assistant coach on Josh Pastner's staff in August of 2018.

Swartz, 40, is responsible for on-court development of Tech players and focuses his efforts on the Yellow Jackets' defensive schemes as well as handle recruiting responsibilities. He helped guide Tech's defense to a national ranking of No. 37 in efficiency in 2018-19 and No. 17 in 2019-20, according to KenPom.com, and the Yellow Jackets also ranked among the top 15 in effective field goal percentage and three-point defense.

Swartz's efforts have been central to the Jackets' last two recruiting classes, and he has been ranked No. 6 among college basketball recruiters by 247Sports. Tech's 20201 class of guards Dallen "Deebo" Coleman and Miles Kelly and forward Jalon Moore was ranked the 17th-best in the nation.

"Julian has been an outstanding member of my staff going back to Memphis, and did a terrific job when given the chance to coach while also handling his off-court duties," said Pastner. "He is a high-energy individual and a great fit for Georgia Tech. He does an excellent job with our player development, and has the ability to evaluate and recruit at the level we need to continue to build this program."

One of two Memphis staff members to follow Josh Pastner to Georgia Tech, Swartz came to The Flats in May, 2016, after four years with Pastner at Memphis, where he served stints as assistant director of operations, director of player development and interim assistant coach.

He served his first two years at Tech as director of recruiting and compliance, which included serving as the staff liaison with compliance, coordinating on-campus recruiting operations and summer camps. He retained many of those duties during the 2017-18 season even after being named interim assistant coach to fill a vacancy on the coaching staff.

"I am extremely grateful to Coach Pastner, whom I've had the pleasure working for the last six years, and our administration for this tremendous opportunity," said Swartz. "There is simply no better place than Georgia Tech — Atlanta, academics and the ACC. I am honored and excited to invest all my energy and enthusiasm to the culture and standards of our program while pursuing championship excellence in all we do."

During his time at Memphis, the Tigers compiled a 92-44 overall record while transitioning to the American Athletic Conference from Conference USA.

Prior to Memphis, Swartz spent three years as a graduate assistant at Marquette (2005-08) with head coach Tom Crean and one as an intern at Indiana (2008). Among his duties at Marquette were assisting in the areas of video, scouting reports, statistics, student-athletes' academic progress, on-campus recruiting visits and coordinating summer camps. He also assisted in player development, working with All-Big East honorees Lazar Hayward, Dominic James, Wesley Matthews, Jerel McNeal and Steve Novak. Novak, Matthews, McNeal, and Hayward have all played in the NBA. In those three seasons, the Golden Eagles posted a 69-31 overall record and a 31-19 Big East Conference mark and earned three NCAA Tournament berths.

From 2009-12, he served as a counselor in the West Allis/West Milwaukee school district, counseling kids and teaching character education, while also serving as an assistant coach for the Waukesha South High School varsity hoops squad (2003-05, 2009-11) along with coaching youth basketball (2009-12).

A native of Waukesha, Wis., Swartz graduated from Carroll College in 2005 with a bachelor's degree in psychology. He earned his master's degree in school counseling in 2008 from Marquette, which made him the recipient of the 2016 Marquette University Alumni Counselor Education and Counseling Psychology Achievement Award.

A successful high school player, Swartz scored 2,123 points in his career, was a first-team all-state selection three times and was named the 1999 Associated Press Wisconsin High School Player of the Year along with being named academic all-state. He began his collegiate playing career at the University of Wisconsin in 1999-2000 and was a member of the Badgers squad that advanced to the 2000 NCAA Final Four. In 2020, he was inducted into the Wisconsin Basketball Coaches Association Hall of Fame.

### At-A-Glance

**Full Name:** Julian MacKenzie Swartz | **Birthdate:** April 18, 1980 in Waukesha, Wis.

**Family:** single | **Joined Tech Staff:** May, 2016

**Education:** Master's degree in School Counseling from Marquette in 2008; Bachelor's degree in Psychology from Carroll College in 2005

**Playing Experience:** Began his college career at the University of Wisconsin and was a member of the Badgers' 2000 Final Four team

**Professional Experience:** Assistant coach at Georgia Tech (2018-present); Director of recruiting and compliance at Georgia Tech (2016-18); Served as assistant director of operations, director of player development and interim assistant coach during four years at Memphis (2012-16); Counselor in the West Allis/West Milwaukee school district (2009-12); Men's basketball intern at Indiana (2008); Graduate assistant at Marquette (2005-08); Varsity assistant coach at Waukesha South High School (2003-05, 2009-11)

**Honors/Accomplishments:** Associated Press Wisconsin High School Player of the Year (1999); Scored 2,123 points in his high school career and made the all-state team in Wisconsin three times; Marquette University Alumni Counselor Education and Counseling Psychology Achievement Award (2016); Ranked No. 6 college basketball recruiter in the U.S. by 247Sports



## ANTHONY WILKINS

### Assistant Coach

Atlanta native Anthony Wilkins joined Georgia Tech's basketball staff in June of 2018 after spending five seasons on the coaching staff at Tulane University.

Wilkins, 40, served as an assistant coach for four seasons at Tulane after serving as director of basketball operations during his first year with the Green Wave. At Tulane, Wilkins handled game strategy and scout prep responsibilities along with player development and recruiting duties. He also had six years of professional playing experience prior to entering the coaching world.

Focusing his on-court efforts with Tech's offense, the Yellow Jackets made significant strides in his two seasons on The Flats, helping elevate the Jackets into the top half of the ACC in scoring, field goal percentage and three-point shooting. He helped develop Tech's guard tandem of Jose Alvarado and Michael Devoe into two of the ACC's top 10 scorers last season.

"Anthony is an outstanding coach on the court and excellent with player development, which is critical in our program," said Pastner. "He has the ability to evaluate and recruit at a high level and help us continue to build for the future. Anthony has worked for five years at a prestigious academic institution, which should serve him well here, and will be a tremendous representative for Georgia Tech."

He went to Tulane after serving one season as player development director at his alma mater Kent State (2012-13), where he helped guide the Golden Flashes to a 21-14 overall record and an appearance in the CollegeInsider.com Tournament. During that season, he completed studies for his bachelor's degree in communications from Kent State.

"As I was growing up in Atlanta, Georgia Tech set the standard for high-level athletics," said Wilkins. "I'm humbled to have the opportunity to come home and help Josh restore that feeling in McCamish Pavilion. The storied tradition of excellence in this program calls for the very best in recruiting, coaching and developing high-level student athletes. I'm excited to help bring Georgia Tech basketball back to national prominence."

Prior to that, Wilkins co-founded and served as associate head coach of Stackhouse Elite AAU travel team in 2011 in Atlanta, and he also served as a counselor and coach at the NBA Top 100 camp. His player development background includes training draft eligible players, along with a number of professional players currently playing in the NBA or abroad.

Wilkins began his coaching career after spending six years playing professional basketball in Sweden, Ukraine, Mexico and South Korea. He played in the NBA's Development League (now G League) for Fort Worth and Tulsa (2005-06) and Bakersfield (2007-08). Wilkins also participated in the Atlanta Hawks Vet Camp in 2005 and played on the organization's summer league team in 2006.

As a senior at Kent State, Wilkins was co-captain of the 2002-03 team that went 22-9 and advanced to the NIT. He started all 31 games and was named the team's defensive player of the year while scoring 9.9 points per game and hitting 39 percent of his three-point field goals. As a junior in 2001-02, his Kent State team finished 30-6 and advanced to the Elite Eight in the NCAA Tournament.

Born in Atlanta, Wilkins lived in the city for much of his childhood and attended Therrell High School for two years before finishing his high school studies at Glenville High School in Cleveland, Ohio.

### At-A-Glance

**Full Name:** Anthony Heywood Wilkins | **Birthdate:** August 4, 1980, Atlanta, Ga.

**Family:** single | **Joined Tech Staff:** June, 2018

**Education:** Bachelor's degree in Communications from Kent State in 2013

**Playing Experience:** Six years of professional basketball in Sweden, Ukraine, Mexico and South Korea; NBA's Development League (now G League) for Fort Worth and Tulsa (2005-06) and Bakersfield (2007-08); Atlanta Hawks summer league team (2006); Hawks Vet Camp (2005); Played collegiately at Kent State (2001-03)

**Coaching Experience:** Assistant coach at Georgia Tech (2018-present); Assistant coach at Tulane for head coaches Ed Conroy and Mike Dunleavy (2014-18); Director of operations at Tulane (2013-14); Director of player development at Kent State (2012-13); co-founded and served as associate head coach of Stackhouse Elite AAU travel team in Atlanta (2011); Counselor and coach at the NBA Top 100 camp

**Honors/Accomplishments:** Played in the NCAA Tournament and the NIT as a member of the Kent State basketball team; Co-captain and team defensive player of the year as a senior



# BASKETBALL STAFF

## TYLER BENSON

### Director of Operations

After spending two seasons serving as Georgia Tech basketball's director of scouting, Tyler Benson was promoted in the summer of 2018 to director of operations, where he handles the day-to-day tasks of coordinating the Yellow Jackets' use of the basketball facilities, practice time, equipment and apparel and serves as the program's liaison for compliance matters.

Benson also supervises the Jackets' student and graduate managers and coordinates the team's summer camp program.

After two seasons (2014-16) at Memphis as the Tigers' video coordinator under head coach Josh Pastner, Benson came to Georgia Tech in May of 2016 in a similar role, overseeing all the team's video operations and managing the collection and analysis of video to assist the coaching staff in its scouting and keeping the program's video and computer equipment up-to-date. He also managed the team's equipment and apparel, a duty he retains in his current capacity.

Benson moved into his video coordinator role at Memphis after one year (2013-14) as a graduate manager at Ole Miss, where he assisted head coach Andy Kennedy's staff with practice and the scout team, oversaw the team's undergraduate student assistants and assisted the video coordinator with breaking down tape and drafting scouting reports.

Prior to that, Benson was a coach for four seasons, first as an assistant coach at West Virginia Wesleyan (2009-10) and then for three years at St. John's Northwestern Military Academy (2010-13) in Delafield, Wis., helping 32 Lancers earn NCAA Division I scholarships.

A native of Morgantown, W.Va., Benson earned four letters playing basketball at St. Bonaventure, serving as the Bonnies' team captain as a senior, and graduated in 2009 with a bachelor's degree in business administration/management sciences.

Benson was married in the summer of 2017 to the former Alivia Luck, and the couple have a newborn son, Ellis.



## SHAWN VALENTINE

### Assistant Director of Operations

After spending two years as a graduate assistant on the Georgia Tech men's basketball staff, Shawn Valentine was named assistant director of operations in the summer of 2019.

Valentine, 26, is responsible for supervision of Tech's basketball facilities as it relates to outside rental, upkeep of all team areas, management of equipment and supplies, and organization of student-athletes' participation in team events and community service.

A four-year letterwinner as a basketball player at Rider University, Valentine gained experience in athletics communications and as an equipment manager in addition to his studies and competition. He worked as an athletic equipment manager for three years and in the sports communications for one.

On the court, the 6-7 forward played in 128 games over his four-year career, including all 33 games as a senior, when he averaged 4.5 points and 3.0 rebounds as the team's captain. True to his surname, he scored a career-high 17 points with six rebounds and five blocks against Niagara on Valentine's Day.

The Sicklerville, N.J., native graduated in May of 2016 with a bachelor's degree in public relations and is currently working on a master's degree in leadership. In the time between his graduation from Rider and beginning as a GA at Georgia Tech, Valentine served as a coach and counselor at various basketball camps.



## B.J. ELDER

### Associate Director of Player Personnel

A standout member of the Yellow Jackets' 2004 NCAA runner-up team, B.J. Elder joined the men's basketball staff in July of 2019 as associate director of player personnel.

A veteran of 10 years in European professional basketball following his stellar Tech career, Elder, 36, came to Tech following three seasons as assistant boys' basketball coach at Clarkston High School. He serves as the basketball staff's liaison with academic services, campus housing and dining, media and marketing, as well as spearhead outreach to former Tech players.

"We are excited to have B.J. Elder rejoin the Georgia Tech program," said Pastner. "I have always said this program is about all the former players that have elevated it to a high level. B.J. is a guy that fits that bill, and he will do an outstanding job here."

One of the most prolific 3-point shooters in school history, the 6-foot-4 Elder made his mark on the 2004 Georgia Tech team that reached the NCAA Championship game. He was named a Wooden Award finalist that season, in which he placed seventh among ACC scorers at 14.9 points per game and shot 78 percent from the foul line. Elder was an honorable mention All-America selection by the Associated Press that season, and was also named All-District 4 by the USBWA, All-District 5 by the NABC and was one of the final 20 candidates for the Wooden Award All-America team.

The Madison, Ga., native was voted to All-ACC Freshman team in 2002 and placed third in ACC Freshman of the Year voting. He went on to twice earn All-ACC honors (2003, 2004). Despite a hamstring injury that forced him to miss nine full games his senior year and hampered him throughout the remainder of the season, Elder finished his collegiate career with 1,616 points to rank 13th on the Yellow Jackets' all-time scoring list. He finished fourth on the school's all-time in 3-point field goals with 222, twice connecting on seven in a single game.

"It's a thrill to be able to come back to Georgia Tech and start the next phase of my career," said Elder, who was inducted into the Georgia Tech Sports Hall of Fame in 2017. "I'm excited to join Coach Pastner and do whatever needs to be done to continue building this program, help our players here and continue to keep our alumni players involved."

Elder, who attended Morgan County High School, played professionally in four countries, retiring in 2014 following three seasons in Italy. He continued to work toward his bachelor's degree, completing requirements for his degree in management in December of 2012.

He began his coaching career as an assistant basketball coach at Meadowcreek High School (2015-16) and a community coach for the Atlanta Hawks. While coaching at Clarkston High School (2016-19), Elder also served as assistant coach for the Atlanta Celtics AAU basketball program.

Elder and his wife Kristina have four children, Bradyn, 11, and Joshua, 8, and twins Kameron and Karrington, born in February of 2020.



## HAYDEN SHERIDAN

### Director of Scouting

After spending two seasons as a graduate assistant on the Georgia Tech basketball staff, Hayden Sheridan was appointed to the position of director of scouting and video coordinator in the fall of 2018.

Sheridan, 26, oversees the team's video operations and manages the collection and analysis of video to assist the coaching staff in its scouting, as well as keeping the program's video and computer programming up to date. He also manages the team's technology needs, the team's calendar and the student managers.

During his two years as a GA, Sheridan assisted in scouting and video breakdown, supervised Tech's student managers, organized the team's recruiting database, and assisted with running team camps.

A 2016 graduate of Arizona with a bachelor's degree in literacy, learning and leadership, Sheridan was a student manager on the basketball team for three years. He also worked as an NBA draft assistant for BDA Sports and was a coach at basketball camps for Sean Miller at Arizona and Dan Majerle at Grand Canyon.





## BASKETBALL STAFF

### DR. DAN TAYLOR

#### Player Development Coach

**D**an Taylor joined the Georgia Tech staff as player development coach for men's basketball in May of 2016 following a nine-year term as the head strength and conditioning coach at Siena College in Loudonville, N.Y.

Taylor coordinates and implements the player development program for the Yellow Jackets' men's basketball and men's tennis teams. In his three years on The Flats, Taylor has implemented new technologies in the industry to assist the coaching staff with monitoring student-athletes training loads and conditioning and has partnered with other departments on campus to achieve similar ends.

At Siena, he oversaw the strength and conditioning efforts for all of Siena's Division I varsity programs and over 350 student-athletes from September, 2006, to the present, promoted to the position after joining the Siena staff as an assistant strength coach.

As an assistant at Siena, Taylor's duties included creating and executing strength programs for the women's golf team, assisting in the creation and implementation of Siena College's Strength Camps for high school athletes and working with a variety of athletes from Siena's sports programs.

Alongside his duties as assistant strength and conditioning coach at Siena, Taylor also served as assistant fitness director for Gold's Gym in Clifton Park. In this capacity, Taylor has worked with myriad of athletes, ranging from youth football players to professional basketball players from the USBL (United States Basketball League).

Prior to his appointment as assistant strength and conditioning coach, Taylor developed and implemented conditioning programs for The College of Saint Rose men's and women's basketball teams, the women's volleyball and baseball teams.

Taylor is a member of the National Strength and Conditioning Association, and is certified by that organization (as a strength and conditioning specialist) as well as the National Academy of Sports Medicine (performance enhancement specialist) and the American Heart Association (AED certified).

Taylor graduated cum laude from Franklin Pierce College in 2002, where he earned his bachelor of arts degree. In 2006, Taylor received his masters of science in exercise science and performance enhancement from the California University of Pennsylvania, where he graduated summa cum laude, and completed his second masters of science in exercise science with a focus in strength and conditioning from Edith Cowan University based in Perth, Western Australia in 2011.

He earned his doctorate degree in performance psychology at Grand Canyon University in September of 2019. Taylor co-authored a 2014 book entitled, "Conditioning to the Core," and authored its companion educational correspondence course and webinar.

Taylor and his wife Erin have two children, 9-year-old twins Jackson and Lorelai.



### RICHARD STEWART

#### Assistant Director of Sports Medicine

**R**ichard Stewart joined the Georgia Tech Athletic Association staff in August 2007 as assistant athletic trainer for men's basketball and was promoted during the summer of 2018 to assistant director of sports medicine. He also oversees men's and women's tennis.

Stewart came to Georgia Tech from Virginia Tech, where he was an assistant athletic trainer for football as well as a graduate assistant athletic trainer for football and men's soccer before working for the Hokies in a full-time capacity. During his time at Virginia Tech, he also served as assistant athletic trainer for the Cologne Centurions of NFL Europe.

He graduated from Salisbury University in 2005 with a bachelor's degree in athletic training and earned his master's in health promotion and physical education in 2006 from Virginia Tech.

Stewart is a NATABOC Certified Athletic Trainer. He is a member of the National Athletic Trainer's Association, Southeast Athletic Trainers' Association, and the Georgia Athletic Trainers' Association, and he is licensed by the state of Georgia as an athletic trainer.



### ELLIE CANTKIER

#### Program and Operations Manager

**E**llie Cantkier joined the men's basketball program as administrative coordinator in June of 2016 and was promoted to program and operations manager in August of 2017. In addition to managing the complete office operations for the men's basketball program, Cantkier handles planning and set-up for team travel, including hotel and transportation. She also coordinates activities and communications for the men's basketball coaches committee and assists with processing and tracking the program's budget. Cantkier first came to the Georgia Tech Athletic Association in March 2015 as a human resources assistant and served 15 months in that capacity before joining the men's basketball staff. With more than seven years of experience as a human resources generalist, she received her PHR (Professional of Human Resources) certification from SHRM (Society for Human Resource Management) in 2001.


Before joining Georgia Tech, she served on several local school Board of Directors and Parent Teacher Community Associations as a community volunteer (2004-2014). She has experience as a human resources manager for several Atlanta-based businesses, including Omni Landscape Group (2003-2004) and InfoMart Pre-Employment Screening Services (2001-2003).

Prior to moving to Atlanta in 2001, she worked in the restaurant hospitality industry as an employee development manager at WindMark Concepts (2000-2001) in Boca Raton, Fla., and as a personnel manager for Pappas Restaurant Group (1991-1999) in Houston, Texas.

Cantkier attended the University of Houston, where she graduated in 1996 with a degree in psychology.



**Ben Tanoff**  
Digital Media Assistant



**Max Goldstein**  
Graduate Assistant



**Dan Wypasek**  
Associate Director Athletics  
Facilities & Event Operations



**Amanda Brown**  
Associate Director Academic  
Services



**Shelby Varner**  
Academic Support Coordinator



**Andy Demetra**  
Director of Broadcasting



**Dan Wypasek**  
Associate Director Athletics  
Facilities & Event Operations

# ADMINISTRATION

## TODD STANSBURY

### Director of Athletics

**T**odd Stansbury, a Georgia Tech alumnus and football letterwinner, was introduced as the Institute's ninth director of athletics on Sept. 22, 2016.

In just three full years as the athletics director at his alma mater, Stansbury has overseen a resurgence on The Flats. Most notably, the Yellow Jackets have put together consecutive ultra-successful years athletically.

In 2018-19, Georgia Tech leapt 55 spots in the final Learfield IMG Directors' Cup standings, good for Tech's highest finish in the national all-sports competition since 2010-11.



The Jackets were on pace for a similarly successful campaign in 2019-20. When the sports world came to a halt due to the global Covid-19 pandemic in March 2020, Georgia Tech men's basketball had just finished off the program's best Atlantic Coast Conference season in 24 years, women's basketball was on the NCAA Tournament bubble and golf and women's tennis were both ranked in the top 10 nationally. Additionally, Georgia Tech volleyball won the 2019 National Invitational Volleyball Championship and Tech football, under first-year head coach Geoff Collins, secured only the second top-25-ranked recruiting class in school history.

Academically, Georgia Tech was the only institution from a Power Five conference that had a multiyear NCAA Academic Progress Rate (APR) higher than the national average in every sport in 2018-19, a feat it nearly replicated in 2019-20, when 13 of its 14 programs compiled an APR above the national average in their respective sports.

In the community, Stansbury led the charge to institute Georgia Tech athletics' Jackets Without Borders international service program, which won the ACC's prestigious Game Changers award for community service in 2019.

Under Stansbury, Georgia Tech athletics has also reached new heights in fundraising. The Alexander-Tharpe Fund, the Georgia Tech Athletic Association's fundraising arm set records for funds raised in consecutive fiscal years (2019 and 2020) and Athletics Initiative 2020, Tech athletics' drive to raise \$125 for facilities, endowments and operations in a three-year span from 2018-20, surpassed its goal six months ahead of its Dec. 31, 2020 deadline.

The uptick in fundraising has led to a much-needed revitalization of Georgia Tech's athletics facilities, including:

- a new \$4.5 million football locker room;
- a series of exciting upgrades to football's Bobby Dodd Stadium, highlighted by a new state-of-the-art Shaw Sports Turf Legion NXT playing surface, new LED lighting system, new sound system and all new re-branded signage throughout the stadium;
- a new \$2.5 million women's basketball locker room and team area;
- the \$9 million Phase II renovation project at baseball's Russ Chandler Stadium, featuring a concourse-level atrium that will serve as an iconic point of entry on gamedays, new premium seating areas, including a terrace view club that overlooks the field and Atlanta skyline and a new, expanded, state-of-the-art indoor training facility;
- a \$1.2 million investment in new videoboards at several competition venues (baseball, softball, volleyball and tennis, as well as Bobby Dodd Stadium's Callaway Plaza);
- a refresh of the student-athletes' nutrition center and training table.

Still to come is groundbreaking on the crown jewel of AI 2020, the \$70 million renovation of the Edge/Rice Center. The new Edge/Rice Center will serve as a sleek and innovative home base for Georgia Tech athletics' teams and administration, a one-stop shop for key student-athlete services, an anchor for recruiting efforts and a showcase for the Institute's commitment to student-athlete success and fan engagement.

Stansbury began setting the stage for these accomplishments as soon as he officially arrived back on The Flats on Nov. 28, 2016. In the first months of his tenure as athletics director, he identified four strategic priorities for Georgia Tech athletics — to define the GT athletics brand, to establish an internal culture, to align the internal structure and to generate new revenue. He has addressed those priorities through a slew of initiatives and accomplishments. Highlights include:

- a significant revenue lift, the result of an innovative overhaul of sales operations that focused on integrating fundraising and ticket sales efforts;



- the establishment of a partnership with adidas to serve as the official apparel provider of Georgia Tech athletics, which was announced on Aug. 22, 2017 and went into effect on July 1, 2018;

- a re-emphasis on Georgia Tech athletics iconic Total Person Program, with investments for additional staff and programming for student-athletes, including the department's first three Jackets Without Borders service trips to Costa Rica (2017) and Puerto Rico (2018 and 2019);

- a comprehensive brand refinement that included defining Georgia Tech athletics' official colors, Tech's first-ever athletics wordmark and a simplification of the iconic interlocking GT logo;

- the creation of Georgia Tech's "Gold Code," which outlines the department's core values, brand differentiators, vision, mission and the Everyday Champions formula — Winning + The Institute + Total Person Program = Everyday Champions;

- the establishment of two new offices within the athletics department — the office of brand and ideation, which works to identify and tell the story of the Yellow Jackets' brand, and the office of innovation, which oversees Georgia Tech's efforts to build on its status as college athletics' leader in innovation, particularly through collaboration and partnerships with the Institute and innovation hubs throughout Atlanta.

A native of Oakville, Ontario, Stansbury was initially drawn to Georgia Tech when he befriended several Tech football student-athletes while on a family vacation in Florida as a youngster. The student-athletes invited Stansbury and his family to attend a practice on their way back through Atlanta. They accepted and, after visiting campus, Stansbury was determined to attend and play football at Tech.

Several years later, he was offered and accepted a football scholarship to attend Tech. He enrolled in 1980 and played linebacker and special teams for the Yellow Jackets under head coach Bill Curry. He went on to be selected in the third round of the Canadian Football League draft by the Saskatchewan Roughriders in 1984 but after a brief CFL career, returned to Atlanta to begin a banking career.

In 1988, he left banking and returned to The Flats to become an academic advisor for Georgia Tech's football program. In 1991, he was promoted to assistant athletics director for academics by legendary A.D. Homer Rice.

After leaving Tech in 1995, Stansbury's career included stops at Houston (associate A.D. — 1997-2000) and Oregon State (executive associate A.D. — 2003-12), as well as three stints as an athletics director at East Tennessee State (2000-03), UCF (2012-15) and Oregon State (2015-16).

Stansbury and his wife, Karen, who were married inside the current Edge Center, reside in Atlanta. After they were married in 1995, the couple traveled the world for 18 months before returning to the United States.



# ADMINISTRATION

## DR. ANGEL CABRERA

### President

On Sept. 1, 2019, the Georgia Institute of Technology welcomed Ángel Cabrera as its 12th president. Cabrera came to Georgia Tech after serving for seven years as president of George Mason University (GMU) in Fairfax, Va.

Under his leadership for the past year thousands of members of the Georgia Tech community have contributed to a new 10-year strategic plan to be launched fall 2020. The plan is grounded on a new mission statement that was approved by the Board of Regents in May and reaffirms Tech's commitment to "developing leaders who advance technology and improve the human condition."

He is leading the Institute through one of the most critical times in its history in response to the Covid-19 pandemic, internally to prioritize the health and safety of the Tech community and externally to develop innovative solutions to combat the disease.

Cabrera is a Georgia Tech alumnus, the second in the Institute's 134-year history to serve as president. He holds an M.S. and Ph.D. in cognitive psychology from Georgia Tech, which he attended as a Fulbright Scholar. He also holds a telecommunications engineering degree from Universidad Politécnica de Madrid (B.S. and M.S. in computer and electrical engineering).

President Cabrera met his wife, Beth, while both were graduate students at Georgia Tech. Dr. Beth Fraser Cabrera was a management professor at Carlos III University in Madrid and Arizona State University, and currently delivers leadership development programs for business executives. Their son Alex, who recently received his undergraduate degree from the Institute, is a PhD student at Carnegie Mellon University. Daughter Emilia is a senior at Harvard University.

Cabrera serves on the boards of the Atlanta Committee for Progress, the Bankinter Foundation for Innovation, the Metro Atlanta Chamber, and the National Geographic Society. He is serving on the newly formed Task Force to Restore Georgia's Economy.

Under Cabrera's leadership, George Mason University reached the top tier among research universities in the Carnegie Classification and accounted for more than half of all public university enrollment growth in Virginia. Before becoming GMU's president, Cabrera served as dean of IE Business School in Madrid and president of Thunderbird School of Global Management (now part of Arizona State University). As a business educator, Cabrera played a key role in advancing professional ethics, internationalization, and corporate social responsibility. As a senior advisor to the United Nations Global Compact, in 2007 he was the lead author of the "Principles for Responsible Management Education," now adopted by more than 700 schools around the world.

Cabrera's research has been published in leading academic journals. He has been quoted by leading global media, including The Economist, BBC, CNN, CNBC, El País, Forbes, The International Herald Tribune, and The New York Times. His op-eds have been published by The Washington Post and the international press, and he has appeared on NPR programs and PBS NewsHour.

He's been named a "Young Global Leader" by the World Economic Forum, a "Star of Europe" by Businessweek, "Henry Crown Fellow" by the Aspen Institute, and "Great Immigrant" by the Carnegie Corporation of New York. He has received honorary degrees from Miami Dade College and Universidad Politécnica de Madrid. He is the first native of Spain to serve as president of an American university.



**Mark Rountree**  
*Deputy Director of Athletics*



**Ayo Taylor-Dixon**  
*Senior Associate AD  
External Operations*



**Jack Thompson**  
*Senior Associate AD  
Development*



**Joeleen Akin**  
*Associate AD/Sr. Woman Admin.  
Student-Athlete Development*



**Shoshanna Engel**  
*Associate AD  
Compliance*



**Dr. Angelo Galante**  
*Associate AD  
Sports Medicine/CMO*



**Jim Hall**  
*Associate VP for  
Development*



**Jeff Keisler**  
*Associate AD  
Annual Giving and Engagement*



**Phyllis LaBaw**  
*Associate AD  
Student Services*



**Marvin Lewis**  
*Associate AD  
Finance and Administration*

## ADMINISTRATION

## DR. BARATUNDE COLA

## Faculty Athletics Representative

**B**aratunde A. Cola knows just what it takes to be a student and an athlete at the highest collegiate level.

A professor of heat transfer, combustion and energy systems in the George W. Woodruff School of Mechanical Engineering, Cola was named faculty athletics representative (FAR) to the Georgia Tech Athletic Association with his three-year term beginning in July 2020. The FAR serves as the liaison between the Institute and the Athletic Association on issues regarding rules compliance, developments at the National Collegiate Athletic Association (NCAA), and activities related to Atlantic Coast Conference (ACC) membership.

Cola began his education at Vanderbilt University where he was a football student-athlete and the starting fullback in 2002. He graduated with a bachelor's of education degree after winning the football program's dedication award, before going on to earn his master's degree from Vanderbilt in 2004.

After six years at Vanderbilt, he began researching thermal applications of carbon nanotubes at Purdue University, interning as a test research and development engineer at Intel Corporation in 2007, as he worked toward earning his Ph.D. from the university in 2008.

From there Cola had a brief stay as a visiting scholar at the University of Texas at Dallas before joining the faculty at Georgia Tech in April 2009 as an assistant professor.

Cola's research is currently focused on understanding and designing thermal transport and energy conversion in nanostructures and devices. His group develops tools to characterize thermal transport across several orders of scale for this purpose. They seek to solve problems with high importance to applications in clean energy (e.g. direct conversion) and the efficient utilization of energy (e.g. more efficient thermal management), and in major industrial segments such as consumer electronics, enterprise services (e.g. the cloud supporting infrastructure), transportation, and lighting. Cola was promoted to professor at Georgia Tech in 2019.



**Doug Allvine**  
Assistant AD / Innovation



**Selinda Biggers**  
Assistant AD /  
Business Operations



**Andy Blanton**  
Assistant AD/Video Operations



**Chris Breen**  
Assistant AD /  
Student Services



**Anthony Bridges**  
Assistant AD /  
IT Operations



**Mike Castle**  
Assistant AD /  
Ticker Operations



**Mike Flynn**  
Assistant AD /  
Communications and PR



**Lance Markos**  
Assistant AD / Compliance



**Todd McCarthy**  
Assistant AD /  
Sports Video Operations



**Simit Shah**  
Assistant AD / Branding &  
Ideation



**Leah Thomas**  
Assistant AD / Student-Athlete  
Development



**John D. Tweedy**  
Assistant AD /  
Facilities, Operations & Events



## ***2019-20 REVIEW***

---

<b>Overall, ACC Statistics</b>	<b>44</b>
<b>Home/Away/Neutral Breakdown</b>	<b>45</b>
<b>Game-by-Game Points/Rebounds/Assists, Starting Lineups</b>	<b>46</b>
<b>Game-by-Game Team Totals</b>	<b>47</b>
<b>Game Recaps, Box Scores</b>	<b>48-58</b>
<b>Team and Individual Superlatives</b>	<b>58-59</b>

# 2019-20 STATISTICS

## All Games (17-14 / 10-6 home, 6-7 away, 1-1 neutral)

Player	GP-GS	Min-Avg	FG- FGA	Pct	3FG- FGA	Pct	FT- FTA	Pct	Off- Def	Tot	Avg	PF-dq	A	TO	Blk	Stl	Pts	Avg
DEVOE, Michael	28-28	983:50-35.1	157- 330	.476	53- 124	.427	81- 108	.750	11 99	110	3.9	68-2	96	95	3	34	448	16.0
ALVARADO, Jose	24-23	804:01-33.5	119- 268	.444	42- 125	.336	65- 82	.793	9 72	81	3.4	69-3	96	64	2	53	345	14.4
WRIGHT, Moses	31-31	941:03-30.4	169- 318	.531	7- 29	.241	58- 94	.617	55 161	216	7.0	96-4	28	82	35	18	403	13.0
BANKS III, James	31-29	918:17-29.6	106- 202	.525	0- 1	.000	81- 128	.633	86 149	235	7.6	110-7	32	61	76	30	293	9.5
USHER, Jordan	23-23	612:23-26.6	69- 171	.404	9- 44	.205	41- 54	.759	17 84	101	4.4	58-1	49	58	6	18	188	8.2
PARHAM, Bubba	31-6	821:38-26.5	54- 151	.358	26- 86	.302	26- 30	.867	12 63	75	2.4	85-3	55	42	1	25	160	5.2
COLE, Evan	27-2	340:47-12.6	48- 102	.471	4- 21	.190	20- 37	.541	34 64	98	3.6	40-0	10	20	8	8	120	4.4
MOORE, Khalid	29-12	491:14-16.9	31- 89	.348	9- 27	.333	24- 47	.511	15 47	62	2.1	48-3	33	36	4	20	95	3.3
PRICE, Asanti	15-0	219:52-14.7	16- 54	.296	4- 31	.129	4- 9	.444	7 23	30	2.0	9-0	11	18	4	10	40	2.7
JAMES, Jehloni	1-0	00:40-0.7	1- 1	1.000	0- 0	.000	0- 0	.000	0 0	0	0.0	0-0	0	0	0	0	2	2.0
PHILLIPS, Shembari	14-1	72:42-5.2	7- 25	.280	5- 17	.294	3- 6	.500	2 5	7	0.5	3-0	11	1	2	1	22	1.6
BOYD, Coleman	4-0	07:16-1.8	2- 5	.400	1- 4	.250	0- 0	.000	0 2	2	0.5	1-0	3	0	0	1	5	1.3
BROADWAY, Niko	3-0	04:27-1.5	1- 3	.333	0- 0	.000	0- 0	.000	2 2	4	1.3	2-0	1	0	0	0	2	0.7
DIDENKO, David	6-0	24:60-4.2	1- 8	.125	1- 7	.143	0- 0	.000	1 5	6	1.0	0-0	0	1	1	1	3	0.5
MEDLOCK, Shaheed	3-0	03:55-1.3	0- 0	.000	0- 0	.000	0- 0	.000	0 0	0	0.0	2-0	0	1	0	0	0	0.0
RICE, Malachi	1-0	01:04-1.1	0- 0	.000	0- 0	.000	0- 0	.000	0 0	0	0.0	0-0	0	0	0	1	0	0.0
Team									50 50	100				24				
<b>Total</b>	<b>31</b>	<b>6250</b>	<b>781- 1727</b>	<b>.452</b>	<b>161- 516</b>	<b>.312</b>	<b>403- 595</b>	<b>.677</b>	<b>301 826</b>	<b>1127</b>	<b>36.4</b>	<b>591-23</b>	<b>425</b>	<b>503</b>	<b>142</b>	<b>220</b>	<b>2126</b>	<b>68.6</b>
<b>Opponents</b>	<b>31</b>	<b>6250</b>	<b>719- 1800</b>	<b>.399</b>	<b>168- 590</b>	<b>.285</b>	<b>453- 637</b>	<b>.711</b>	<b>327 723</b>	<b>1050</b>	<b>33.9</b>	<b>560-15</b>	<b>372</b>	<b>430</b>	<b>112</b>	<b>240</b>	<b>2059</b>	<b>66.4</b>

## ACC Games Only (11-9 / 6-4 home, 5-5 away)

Player	GP-GS	Min-Avg	FG- FGA	Pct	3FG- FGA	Pct	FT- FTA	Pct	Off- Def	Tot	Avg	PF-dq	A	TO	Blk	Stl	Pts	Avg
ALVARADO, Jose	19-18	668:55-35.2	106- 228	.465	38- 106	.358	55- 72	.764	8 63	71	3.7	56-3	82	58	2	45	305	16.1
DEVOE, Michael	18-18	630:39-35.0	90- 189	.476	34- 77	.442	49- 62	.790	7 60	67	3.7	41-0	69	64	1	20	263	14.6
WRIGHT, Moses	20-20	627:29-31.4	111- 220	.505	4- 17	.235	42- 70	.600	38 98	136	6.8	66-3	20	57	23	14	268	13.4
BANKS III, James	20-20	617:44-30.9	74- 134	.552	0- 0	.000	42- 65	.646	57 97	154	7.7	72-5	20	27	41	22	190	9.5
USHER, Jordan	18-18	489:06-27.2	51- 129	.395	8- 34	.235	29- 41	.707	14 66	80	4.4	42-1	39	41	5	13	139	7.7
PARHAM, Bubba	20-1	506:09-25.3	27- 84	.321	16- 54	.296	19- 22	.864	7 41	48	2.4	53-2	40	28	0	13	89	4.5
COLE, Evan	17-0	202:46-11.9	28- 60	.467	1- 11	.091	16- 30	.533	22 34	56	3.3	26-0	6	12	5	4	73	4.3
MOORE, Khalid	18-4	189:02-10.5	14- 37	.378	4- 8	.500	14- 21	.667	6 12	18	1.0	27-2	15	10	2	8	46	2.6
PRICE, Asanti	7-0	67:27-9.6	6- 15	.400	2- 9	.222	1- 2	.500	1 5	6	0.9	4-0	3	6	0	0	15	2.1
PHILLIPS, Shembari	5-1	20:15-4.0	3- 7	.429	3- 6	.500	0- 2	.000	0 1	1	0.2	0-0	2	1	1	1	9	1.8
BOYD, Coleman	1-0	01:03-1.1	0- 1	.000	0- 1	.000	0- 0	.000	0 1	1	1.0	1-0	0	0	0	0	0	0.0
DIDENKO, David	2-0	03:23-1.7	0- 0	.000	0- 0	.000	0- 0	.000	0 2	2	1.0	0-0	0	0	0	0	0	0.0
BROADWAY, Niko	1-0	01:03-1.1	0- 1	.000	0- 0	.000	0- 0	.000	1 0	1	1.0	1-0	0	0	0	0	0	0.0
Team									41 32	73				17				
<b>Total</b>	<b>20</b>	<b>4025</b>	<b>510- 1105</b>	<b>.462</b>	<b>110- 323</b>	<b>.341</b>	<b>267- 387</b>	<b>.690</b>	<b>202 512</b>	<b>714</b>	<b>35.7</b>	<b>389-16</b>	<b>296</b>	<b>321</b>	<b>80</b>	<b>140</b>	<b>1397</b>	<b>69.9</b>
<b>Opponents</b>	<b>20</b>	<b>4025</b>	<b>476- 1152</b>	<b>.413</b>	<b>112- 384</b>	<b>.292</b>	<b>320- 442</b>	<b>.724</b>	<b>215 441</b>	<b>656</b>	<b>32.8</b>	<b>351-13</b>	<b>247</b>	<b>254</b>	<b>82</b>	<b>159</b>	<b>1384</b>	<b>69.2</b>

## Team Statistics.....GaTech.....Opp

SCORING .....	2126 .....	2059
Points per game .....	68.6 .....	66.4
Scoring margin .....	+2.2 .....	-
FIELD GOALS-ATT .....	781-1727 .....	719-1800
Field goal pct .....	.452 .....	.399
3 POINT FG-ATT .....	161-516 .....	168-590
3-point FG pct .....	.312 .....	.285
3-pt FG made per game .....	5.2 .....	5.4
FREE THROWS-ATT .....	403-595 .....	453-637
Free throw pct .....	.677 .....	.711
F-Throws made per game .....	13.0 .....	14.6
REBOUNDS .....	1127 .....	1050
Rebounds per game .....	36.4 .....	33.9
Rebounding margin .....	+2.5 .....	-
ASSISTS .....	425 .....	372
Assists per game .....	13.7 .....	12.0
TURNOVERS .....	503 .....	430
Turnovers per game .....	16.2 .....	13.9
Turnover margin .....	-2.4 .....	-
Assist/turnover ratio .....	0.8 .....	0.9
STEALS .....	220 .....	240
Steals per game .....	7.1 .....	7.7
BLOCKS .....	142 .....	112
Blocks per game .....	4.6 .....	3.6
Winning streak .....	4 .....	-
Home win streak .....	7 .....	-
ATTENDANCE .....	90260 .....	164364
Home games-Avg/Game .....	16-5641 .....	13-12643

SCORE BY PERIODS:	1st	2nd	OT	Total
Georgia Tech	988	1129	9	2126
Opponents	943	1107	9	2059

## Georgia Tech's Largest ...

<b>LEAD</b>
Overall: 33 (62-29 at 13:24-2H vs. Morehouse, 1/28)
ACC: 24 (30-6 at 7:08-1H at North Carolina, 1/4)
<b>DEFICIT</b>
Overall: 37 (93-56 at 2:31-2H vs. Syracuse, 12/7)
ACC: 37 (93-56 at 2:31-2H vs. Syracuse, 12/7)
<b>MARGIN OF VICTORY</b>
Overall: 28 (82-54 vs. Morehouse, 1/28)
ACC: 19 (71-52 at Boston College, 1/11; 76-57 vs. Virginia Tech, 2/4)
<b>MARGIN OF DEFEAT</b>
Overall: 36 (97-63 vs. Syracuse, 12/7)
ACC: 36 (97-63 vs. Syracuse, 12/7)
<b>HALFTIME LEAD</b>
Overall: 20 (47-27 at North Carolina, 1/4)
ACC: 20 (47-27 at North Carolina, 1/4)
<b>HALFTIME DEFICIT</b>
Overall: 20 (97-63 vs. Syracuse, 12/7)
ACC: 20 (97-63 vs. Syracuse, 12/7)
<b>HOME CROWD</b>
Overall: 8,600 (Duke, 1/8)
ACC: 8,600 (Duke, 1/8)
<b>ROAD CROWD</b>
Overall: 26,661 (at Syracuse, 2/22)
ACC: 26,661 (at Syracuse, 2/22)
<b>NEUTRAL CROWD</b>
Overall: 6,179 (vs. Boise State, Diamond Head Classic, 12/22)

## Vs. ACC.....GaTech.....Opp

SCORING .....	1397 .....	1384
Points per game .....	69.9 .....	69.2
Scoring margin .....	+0.7 .....	-
FIELD GOALS-ATT .....	510-1105 .....	476-1152
Field goal pct .....	.462 .....	.413
3 POINT FG-ATT .....	110-323 .....	112-384
3-point FG pct .....	.341 .....	.292
3-pt FG made per game .....	5.5 .....	5.6
FREE THROWS-ATT .....	267-387 .....	320-442
Free throw pct .....	.690 .....	.724
F-Throws made per game .....	13.4 .....	16.0
REBOUNDS .....	714 .....	656
Rebounds per game .....	35.7 .....	32.8
Rebounding margin .....	+2.9 .....	-
ASSISTS .....	296 .....	247
Assists per game .....	14.8 .....	12.4
TURNOVERS .....	321 .....	254
Turnovers per game .....	16.1 .....	12.7
Turnover margin .....	-3.4 .....	-
Assist/turnover ratio .....	0.9 .....	1.0
STEALS .....	140 .....	159
Steals per game .....	7.0 .....	8.0
BLOCKS .....	80 .....	82
Blocks per game .....	4.0 .....	4.1
Winning streak .....	4 .....	-
Home win streak .....	6 .....	-
ATTENDANCE .....	61068 .....	127692
Home games-Avg/Game .....	10-6107 .....	10-12769

SCORE BY PERIODS:	1st	2nd	OT	Total
Georgia Tech	664	726	7	1397
Opponents	603	775	6	1384



# 2019-20 STATISTICAL BREAKDOWN

## Games at McCamish Pavilion (10-6 record)

Player	GP-GS	Min-Avg	FG- FGA	Pct	3FG- FGA	Pct	FT- FTA	Pct	Off- Def	Tot	Avg	PF-dq	A	TO	Blk	Stl	Pts	Avg
ALVARADO, Jose	10-9	323:46-32.4	67- 133	.504	20- 55	.364	22- 29	.759	4 34	38	3.8	29-1	39	30	1	29	176	17.6
DEVOE, Michael	14-14	493:12-35.2	76- 165	.461	23- 56	.411	34- 49	.694	6 51	57	4.1	31-1	53	48	2	21	209	14.9
WRIGHT, Moses	16-16	447:48-28.0	67- 146	.459	2- 10	.200	24- 42	.571	25 73	98	6.1	42-0	18	43	14	9	160	10.0
BANKS III, James	16-14	483:47-30.2	55- 109	.505	0- 1	.000	48- 68	.706	53 85	138	8.6	49-2	17	29	42	22	158	9.9
USHER, Jordan	11-11	267:07-24.3	30- 70	.429	3- 18	.167	10- 19	.526	5 36	41	3.7	24-0	26	27	5	10	73	6.6
PARHAM, Bubba	16-5	443:41-27.7	32- 92	.348	15- 52	.288	11- 12	.917	8 35	43	2.7	43-0	28	31	1	14	90	5.6
COLE, Evan	15-2	228:23-15.2	32- 70	.457	3- 14	.214	12- 25	.480	24 45	69	4.6	21-0	7	14	7	6	79	5.3
MOORE, Khalid	15-8	287:55-19.2	18- 47	.383	6- 14	.429	18- 35	.514	6 30	36	2.4	27-2	24	22	2	8	60	4.0
PRICE, Asanti	9-0	149:04-16.6	10- 38	.263	3- 24	.125	2- 4	.500	5 18	23	2.6	5-0	9	12	2	6	25	2.8
PHILLIPS, Shembari	9-1	60:49-6.8	7- 20	.350	5- 14	.357	3- 6	.500	1 4	5	0.6	1-0	9	1	2	1	22	2.4
JAMES, Jehloni	1-0	00:40-0.7	1- 1	1.000	0- 0	.000	0- 0	.000	0 0	0	0.0	0-0	0	0	0	0	2	2.0
BOYD, Coleman	3-0	06:45-2.3	1- 4	.250	1- 4	.250	0- 0	.000	0 2	2	0.7	1-0	3	0	0	1	3	1.0
DIDENKO, David	4-0	23:07-5.8	1- 8	.125	1- 7	.143	0- 0	.000	1 5	6	1.5	0-0	0	1	1	1	3	0.8
BROADWAY, Niko	3-0	04:27-1.5	1- 3	.333	0- 0	.000	0- 0	.000	2 2	4	1.3	2-0	1	0	0	0	2	0.7
MEDLOCK, Shaheed	2-0	03:24-1.7	0- 0	.000	0- 0	.000	0- 0	.000	0 0	0	0.0	1-0	0	1	0	0	0	0.0
RICE, Malachi	1-0	01:04-1.1	0- 0	.000	0- 0	.000	0- 0	.000	0 0	0	0.0	0-0	0	0	0	1	0	0.0
Team									21 24	45				10				
<b>Total</b>	<b>16</b>	<b>3225</b>	<b>398- 906</b>	<b>.439</b>	<b>82- 269</b>	<b>.305</b>	<b>184- 289</b>	<b>.637</b>	<b>161 444</b>	<b>605</b>	<b>37.8</b>	<b>276-6</b>	<b>234</b>	<b>269</b>	<b>79</b>	<b>129</b>	<b>1062</b>	<b>66.4</b>
<b>Opponents</b>	<b>16</b>	<b>3225</b>	<b>366- 943</b>	<b>.388</b>	<b>89- 331</b>	<b>.269</b>	<b>179- 275</b>	<b>.651</b>	<b>165 385</b>	<b>550</b>	<b>34.4</b>	<b>296-7</b>	<b>195</b>	<b>239</b>	<b>62</b>	<b>130</b>	<b>1000</b>	<b>62.5</b>

## Road Games (6-7 record)

Player	GP-GS	Min-Avg	FG- FGA	Pct	3FG- FGA	Pct	FT- FTA	Pct	Off- Def	Tot	Avg	PF-dq	A	TO	Blk	Stl	Pts	Avg
DEVOE, Michael	12-12	424:06-35.3	70- 142	.493	28- 59	.475	41- 51	.804	4 38	42	3.5	29-0	41	44	0	12	209	17.4
WRIGHT, Moses	13-13	424:01-32.6	88- 150	.587	4- 15	.267	26- 43	.605	23 76	99	7.6	47-3	10	36	17	7	206	15.8
ALVARADO, Jose	12-12	414:55-34.6	46- 117	.393	19- 60	.317	37- 47	.787	5 37	42	3.5	35-2	52	30	1	20	148	12.3
BANKS III, James	13-13	383:39-29.5	48- 85	.565	0- 0	.000	29- 50	.580	30 55	85	6.5	53-4	14	25	32	8	125	9.6
USHER, Jordan	10-10	278:40-27.9	29- 79	.367	5- 20	.250	24- 27	.889	10 39	49	4.9	28-1	20	26	1	7	87	8.7
PARHAM, Bubba	13-1	342:47-26.4	20- 52	.385	10- 30	.333	15- 18	.833	4 26	30	2.3	36-2	27	9	0	9	65	5.0
COLE, Evan	11-0	111:19-10.1	16- 32	.500	1- 7	.143	8- 12	.667	10 19	29	2.6	19-0	3	6	1	2	41	3.7
MOORE, Khalid	12-4	160:56-13.4	12- 33	.364	3- 9	.333	6- 11	.545	7 14	21	1.8	16-1	8	11	2	9	33	2.8
PRICE, Asanti	6-0	70:48-11.8	6- 16	.375	1- 7	.143	2- 5	.400	2 5	7	1.2	4-0	2	6	2	4	15	2.5
BOYD, Coleman	1-0	00:31-0.5	1- 1	1.000	0- 0	.000	0- 0	.000	0 0	0	0.0	0-0	0	0	0	0	2	2.0
PHILLIPS, Shembari	4-0	09:01-2.3	0- 4	.000	0- 2	.000	0- 0	.000	0 0	0	0.0	2-0	2	0	0	0	0	0.0
MEDLOCK, Shaheed	1-0	00:31-0.5	0- 0	.000	0- 0	.000	0- 0	.000	0 0	0	0.0	1-0	0	0	0	0	0	0.0
DIDENKO, David	2-0	01:53-0.9	0- 0	.000	0- 0	.000	0- 0	.000	0 0	0	0.0	0-0	0	0	0	0	0	0.0
Team									27 23	50				12				
<b>Total</b>	<b>13</b>	<b>2623</b>	<b>336- 711</b>	<b>.473</b>	<b>71- 209</b>	<b>.340</b>	<b>188- 264</b>	<b>.712</b>	<b>122 332</b>	<b>454</b>	<b>34.9</b>	<b>270-13</b>	<b>179</b>	<b>205</b>	<b>56</b>	<b>78</b>	<b>931</b>	<b>71.6</b>
<b>Opponents</b>	<b>13</b>	<b>2625</b>	<b>308- 742</b>	<b>.415</b>	<b>69- 224</b>	<b>.308</b>	<b>244- 321</b>	<b>.760</b>	<b>138 293</b>	<b>431</b>	<b>33.2</b>	<b>226-8</b>	<b>158</b>	<b>160</b>	<b>45</b>	<b>100</b>	<b>929</b>	<b>71.5</b>

## Neutral Site Games (1-1 record)

Player	GP-GS	Min-Avg	FG- FGA	Pct	3FG- FGA	Pct	FT- FTA	Pct	Off- Def	Tot	Avg	PF-dq	A	TO	Blk	Stl	Pts	Avg
WRIGHT, Moses	2-2	69:14-34.6	14- 22	.636	1- 4	.250	8- 9	.889	7 12	19	9.5	7-1	0	3	4	2	37	18.5
DEVOE, Michael	2-2	66:32-33.3	11- 23	.478	2- 9	.222	6- 8	.750	1 10	11	5.5	8-1	2	3	1	1	30	15.0
USHER, Jordan	2-2	66:35-33.3	10- 22	.455	1- 6	.167	7- 8	.875	2 9	11	5.5	6-0	3	5	0	1	28	14.0
ALVARADO, Jose	2-2	65:20-32.7	6- 18	.333	3- 10	.300	6- 6	1.000	0 1	1	0.5	5-0	5	4	0	4	21	10.5
BANKS III, James	2-2	50:50-25.4	3- 8	.375	0- 0	.000	4- 10	.400	3 9	12	6.0	8-1	1	7	2	0	10	5.0
PARHAM, Bubba	2-0	35:10-17.6	2- 7	.286	1- 4	.250	0- 0	.000	0 2	2	1.0	6-1	0	2	0	2	5	2.5
MOORE, Khalid	2-0	42:22-21.2	1- 9	.111	0- 4	.000	0- 1	.000	2 3	5	2.5	5-0	1	3	0	3	2	1.0
PHILLIPS, Shembari	1-0	2:52-2.9	0- 1	.000	0- 1	.000	0- 0	.000	1 1	2	2.0	0-0	0	0	0	0	0	0.0
COLE, Evan	1-0	1:05-1.1	0- 0	.000	0- 0	.000	0- 0	.000	0 0	0	0.0	0-0	0	0	0	0	0	0.0
Team									2 3	5				2				
<b>Total</b>	<b>2</b>	<b>400</b>	<b>47- 110</b>	<b>.427</b>	<b>8- 38</b>	<b>.211</b>	<b>31- 42</b>	<b>.738</b>	<b>18 50</b>	<b>68</b>	<b>34.0</b>	<b>45-4</b>	<b>12</b>	<b>29</b>	<b>7</b>	<b>13</b>	<b>133</b>	<b>66.5</b>
<b>Opponents</b>	<b>2</b>	<b>400</b>	<b>45- 115</b>	<b>.391</b>	<b>10- 35</b>	<b>.286</b>	<b>30- 41</b>	<b>.732</b>	<b>24 45</b>	<b>69</b>	<b>34.5</b>	<b>38-0</b>	<b>19</b>	<b>31</b>	<b>5</b>	<b>10</b>	<b>130</b>	<b>65.0</b>

## 2019-20 RESULTS/INDIVIDUAL PTS-REB-AST

Opponent	Date	Score	W/L	Att.	Devoe	Banks	Phillips	Cole	Usher	Wright	Alvarado	Parham	Moore	Boyd	Didenko	Price
at NC State	11/05/2019	82-81	Wot	17,133	22-3-3	20-13-3	DNP	2-0-0	DNP	12-9-1	10-2-7	1-1-3	11-4-3	DNP	DNP	4-2-0
Elon	11/11/2019	64-41	W	4,624	22-1-3	11-6-0	0-0-2	9-9-2	DNP	2-6-0	DNP	5-6-0	8-9-5	0-1-1	0-0-0	5-10-2
at Georgia	11/20/2019	78-82	L	10,205	34-9-2	4-5-4	0-0-0	4-1-0	DNP	18-9-0	2-3-2	10-3-2	3-3-1	DNP	DNP	3-2-0
Arkansas	11/25/2019	61-62	Lot	6,547	12-6-3	20-14-1	0-0-0	8-9-0	DNP	6-4-1	DNP	10-4-2	3-7-0	DNP	DNP	2-2-0
Bethune-Cookman	12/01/2019	68-65	W	4,552	27-1-2	12-10-3	0-0-0	4-3-1	DNP	12-12-2	DNP	6-2-1	7-1-2	DNP	DNP	0-0-1
Nebraska	12/04/2019	73-56	W	5,133	26-8-7	4-8-1	DNP	8-6-0	DNP	18-9-2	DNP	6-4-4	5-5-4	DNP	0-1-0	6-4-1
Syracuse	12/07/2019	63-97	L	5,743	7-0-6	8-3-0	3-0-1	4-6-0	DNP	17-9-1	DNP	11-1-3	8-2-6	DNP	DNP	5-2-2
at Kentucky	12/14/2019	53-67	L	20,111	5-2-4	6-2-1	0-0-1	5-2-0	DNP	13-10-0	DNP	10-2-1	10-3-3	DNP	DNP	4-1-1
Ball State	12/18/2019	47-65	L	4,203	11-4-0	13-9-1	6-0-1	2-1-0	4-4-0	2-4-2	DNP	7-1-3	2-4-1	DNP	DNP	0-1-1
vs Boise State*	12/22/2019	74-60	W	6,179	13-9-1	4-7-1	0-2-0	0-0-0	18-7-2	18-9-0	14-1-1	5-1-0	2-5-0	DNP	DNP	DNP
vs Houston*	12/23/2019	59-70	L	5,585	17-2-1	6-5-0	DNP	DNP	10-4-1	19-10-0	7-0-4	0-1-0	0-0-1	DNP	DNP	DNP
at Hawaii*	12/25/2019	70-53	W	6,356	18-1-4	11-6-0	0-0-0	0-1-0	8-3-1	16-3-0	8-5-4	7-3-0	0-6-0	2-0-0	0-0-0	DNP
at Florida State	12/31/2019	58-70	L	6,837	19-3-3	8-6-0	DNP	DNP	11-1-3	13-10-0	4-2-5	3-2-4	0-0-0	DNP	DNP	0-0-0
at North Carolina	01/04/2020	96-83	W	21,099	4-3-2	12-7-0	DNP	9-3-2	7-3-2	22-7-1	25-1-8	11-3-3	2-1-0	DNP	DNP	4-1-1
Duke	01/08/2020	64-73	L	8,600	12-1-4	14-15-0	DNP	2-1-0	0-1-1	12-10-3	18-1-5	6-6-0	0-0-0	DNP	DNP	DNP
at Boston College	01/11/2020	71-52	W	6,217	9-2-3	13-5-1	0-0-1	4-3-1	13-6-2	18-10-0	9-5-8	5-6-2	0-0-0	DNP	0-0-0	0-1-0
Notre Dame	01/15/2020	74-78	L	5,899	22-9-2	10-6-0	DNP	2-2-0	8-3-2	16-5-1	7-5-9	7-2-1	0-0-0	DNP	DNP	2-0-0
Virginia	01/18/2020	58-63	L	7,314	6-5-4	10-9-5	DNP	6-4-1	6-1-1	7-5-1	20-2-2	3-4-2	DNP	DNP	DNP	DNP
at Louisville	01/22/2020	64-68	L	15,001	21-4-3	12-7-0	DNP	0-0-0	7-5-2	11-3-1	13-10-2	0-1-3	DNP	DNP	DNP	DNP
NC State	01/25/2020	64-58	W	6,794	DNP	6-7-1	0-0-0	11-4-0	8-7-6	4-3-0	26-8-2	4-1-2	5-1-0	DNP	DNP	DNP
Morehouse	01/28/2020	82-54	W	4,133	DNP	12-9-0	7-4-5	7-10-1	9-3-6	11-4-1	9-1-3	5-0-2	9-1-1	3-0-2	3-3-0	5-4-2
at Notre Dame	02/01/2020	72-80	L	8,240	DNP	13-10-2	DNP	6-5-0	8-4-1	17-8-4	25-6-1	3-4-1	0-2-0	DNP	DNP	DNP
Virginia Tech	02/04/2020	76-57	W	4,727	12-5-4	6-7-1	3-1-0	DNP	8-3-2	14-7-0	20-3-6	10-2-1	3-3-1	0-1-0	0-2-0	0-0-0
at Pittsburgh	02/08/2020	64-73	L	10,754	22-2-7	7-11-1	DNP	DNP	7-4-3	12-7-0	9-4-4	3-2-3	4-1-0	DNP	DNP	DNP
Louisville	02/12/2020	64-58	W	5,801	11-4-5	10-3-1	DNP	0-2-0	11-4-1	12-6-0	18-3-2	2-4-3	0-0-0	DNP	DNP	DNP
at Wake Forest	02/19/2020	86-79	W	7,564	24-5-5	4-3-1	DNP	9-7-0	10-7-2	14-7-0	22-1-4	3-1-0	0-1-1	DNP	DNP	DNP
at Syracuse	02/22/2020	72-79	L	26,661	11-2-4	8-1-0	DNP	2-3-0	5-8-3	33-10-2	8-2-6	5-2-3	0-0-0	DNP	DNP	DNP
Clemson	02/25/2020	68-59	W	4,763	14-6-8	7-8-0	DNP	0-0-0	4-6-1	10-3-0	19-3-3	8-4-1	6-0-3	DNP	DNP	DNP
Miami	02/29/2020	63-57	W	6,681	14-6-2	13-14-1	DNP	6-4-1	5-5-2	9-8-1	16-4-2	0-2-2	0-1-0	DNP	DNP	DNP
Pittsburgh	03/04/2020	73-57	W	4,746	13-1-3	2-10-2	3-0-0	10-8-1	10-4-4	8-3-3	23-8-5	0-0-1	4-2-1	DNP	DNP	DNP
at Clemson	03/06/2020	65-62	W	8,188	20-6-1	7-9-1	DNP	0-4-0	11-8-1	7-6-1	13-1-1	4-0-2	3-0-0	DNP	DNP	DNP

\* Hawaiian Airlines Diamond Head Classic

## Starting Lineups

Game	Opponent	Result	C	F	G/F	G	G	Lineup#	Record
N5	at NC State	W, 82-81 (ot)	Banks III	Wright	Moore	Alvarado	Devoe	1	1-0
N11	ELON	W, 64-41	Banks III	Wright	Moore	Parham	Devoe	2	1-0
N20	at Georgia	L, 78-82	Banks III	Wright	Moore	Alvarado	Devoe	1	1-1
N25	ARKANSAS	L, 61-62 (ot)	Banks III	Wright	Moore	Parham	Devoe	2	1-1
D1	BETHUNE-COOKMAN	W, 68-65	Cole	Wright	Moore	Parham	Devoe	3	1-0
D4	NEBRASKA	W, 73-56	Cole	Wright	Moore	Parham	Devoe	3	2-0
D7	SYRACUSE	L, 63-97	Banks III	Wright	Moore	Parham	Devoe	2	1-2
D14	at Kentucky	L, 53-67	Banks III	Wright	Moore	Parham	Devoe	2	1-3
D18	BALL STATE	L, 47-65	Banks III	Wright	Moore	Usher	Devoe	4	0-1
D22	vs. Boise State	W, 74-60	Banks III	Wright	Usher	Alvarado	Devoe	5	1-0
D23	vs. Houston	L, 59-70	Banks III	Wright	Usher	Alvarado	Devoe	5	1-1
D25	at Hawai'i	W, 70-53	Banks III	Wright	Usher	Alvarado	Devoe	5	2-1
D31	at Florida State	L, 58-70	Banks III	Wright	Usher	Alvarado	Devoe	5	2-2
J4	at North Carolina	W, 96-83	Banks III	Wright	Usher	Alvarado	Devoe	5	3-2
J8	DUKE	L, 64-73	Banks III	Wright	Usher	Alvarado	Devoe	5	3-3
J11	at Boston College	W, 71-52	Banks III	Wright	Usher	Alvarado	Devoe	5	4-3
J15	NOTRE DAME	L, 74-78	Banks III	Wright	Usher	Alvarado	Devoe	5	4-4
J18	VIRGINIA	L, 58-63	Banks III	Wright	Usher	Alvarado	Devoe	5	4-5
J22	at Louisville	L, 64-68	Banks III	Wright	Usher	Alvarado	Devoe	5	4-6
J25	NC STATE	W, 64-58	Banks III	Wright	Usher	Alvarado	Moore	6	1-0
J28	MOREHOUSE	W, 82-54	Banks III	Wright	Usher	Alvarado	Moore	6	2-0
F1	at Notre Dame	L, 72-80	Banks III	Wright	Usher	Alvarado	Moore	6	2-1
F4	VIRGINIA TECH	W, 76-57	Banks III	Wright	Usher	Alvarado	Devoe	5	5-6
F8	at Pittsburgh	L, 64-73	Banks III	Wright	Usher	Alvarado	Devoe	5	5-7
F12	LOUISVILLE	W, 64-58	Banks III	Wright	Usher	Alvarado	Devoe	5	6-7
F19	at Wake Forest	W, 86-79	Banks III	Wright	Usher	Alvarado	Devoe	5	7-7
F22	at Syracuse	L, 72-79	Banks III	Wright	Usher	Alvarado	Devoe	5	7-8
F25	CLEMSON	W, 68-59	Banks III	Wright	Usher	Alvarado	Devoe	5	8-8
F29	MIAMI	W, 63-57	Banks III	Wright	Usher	Alvarado	Devoe	5	9-8
M4	PITTSBURGH	W, 73-57	Banks III	Wright	Usher	Phillips	Devoe	7	1-0
M6	at Clemson	W, 65-62	Banks III	Wright	Usher	Alvarado	Devoe	5	10-8

## Specialty Stats (GT/Opp)

Game	Opponent	Paint	OffTo	2ndCh	FBreak	Bench
N5	at NC State	36/28	17/15	6/10	27/15	7/20
N11	ELON	20/16	16/11	5/13	18/3	16/12
N20	at Georgia	36/30	17/18	13/11	13/13	17/11
N25	ARKANSAS	34/20	11/18	12/0	12/19	10/0
D1	BETHUNE-COOKMAN	38/30	15/15	8/16	6/4	12/7
D4	NEBRASKA	48/30	18/10	7/5	16/15	10/13
D7	SYRACUSE	26/24	21/20	12/13	10/21	12/12
D14	at Kentucky	32/26	14/16	5/11	6/10	9/12
D18	BALL STATE	20/26	16/22	6/1	10/4	15/21
D22	vs. Boise State	30/20	15/19	11/7	9/8	7/15
D23	vs. Houston	22/28	12/9	11/13	13/6	0/10
D25	at Hawai'i	42/20	16/12	9/7	13/5	9/23
D31	at Florida State	24/36	10/14	7/10	10/8	3/29
J4	at North Carolina	58/34	21/19	12/19	8/10	26/19
J8	DUKE	36/38	14/18	14/7	13/21	8/18
J11	at Boston College	42/18	12/13	11/9	6/4	9/9
J15	NOTRE DAME	48/32	13/14	10/12	9/8	11/18
J18	VIRGINIA	32/32	19/14	12/10	2/8	9/3
J22	at Louisville	30/32	7/13	9/15	7/6	0/32
J25	NC STATE	32/26	20/12	8/11	12/13	15/11
J28	MOREHOUSE	42/24	29/10	9/4	18/17	32/31
F1	at Notre Dame	44/18	6/4	25/9	1/6	9/9
F4	VIRGINIA TECH	34/22	14/11	6/10	8/8	16/22
F8	at Pittsburgh	36/24	10/20	10/14	5/5	7/3
F12	LOUISVILLE	26/28	14/14	11/10	2/14	2/40
F19	at Wake Forest	38/38	11/11	7/9	12/13	12/38
F22	at Syracuse	34/34	10/15	3/4	9/21	7/5
F25	CLEMSON	32/34	19/18	6/8	13/8	14/13
F29	MIAMI	40/36	20/18	12/6	13/18	6/22
M4	PITTSBURGH	34/16	15/8	11/14	12/3	37/24
M6	at Clemson	24/24	10/25	4/5	4/6	7/17



# 2019-20 GAME-BY-GAME TEAM TOTALS

## Georgia Tech Statistics

Opponent	Date	Score	W/L	FG- FGA	Pct	3FG- FGA	Pct	FT- FTA	Pct	Off- Def	Tot	Avg	PF	A	TO	Blk	Stl	Pts	Avg
at NC State	11/05/2019	82-81	Wot	30- 61	.492	6- 20	.300	16- 22	.727	7 32	39	39.0	22	20	18	9	10	82	82.0
Elon	11/11/2019	64-41	W	20- 53	.377	7- 24	.292	17- 27	.630	6 43	49	44.0	17	15	17	10	7	64	73.0
at Georgia	11/20/2019	78-82	L	29- 62	.468	8- 19	.421	12- 23	.522	11 30	41	43.0	25	11	15	11	6	78	74.7
Arkansas	11/25/2019	61-62	Lot	22- 53	.415	2- 12	.167	15- 22	.682	10 37	47	44.0	16	7	24	1	6	61	71.3
Bethune-Cookman	12/01/2019	68-65	W	26- 50	.520	2- 10	.200	14- 25	.560	10 22	32	41.6	15	12	13	9	3	68	70.6
Nebraska	12/04/2019	73-56	W	32- 7 3	.438	5- 23	.217	4- 8	.500	12 35	47	42.5	17	19	16	8	10	73	71.0
Syracuse	12/07/2019	63-97	L	24- 63	.381	8- 23	.348	7- 18	.389	13 17	30	40.7	20	19	19	2	8	63	69.9
at Kentucky	12/14/2019	53-67	L	23- 53	.434	5- 17	.294	2- 6	.333	6 19	25	38.8	18	11	17	4	5	53	67.8
Ball State	12/18/2019	47-65	L	17- 51	.333	4- 16	.250	9- 15	.600	8 22	30	37.8	11	9	24	5	9	47	65.4
vs Boise State	12/22/2019	74-60	W	27- 56	.482	5- 23	.217	15- 20	.750	11 32	43	38.3	26	5	20	5	7	74	66.3
vs Houston	12/23/2019	59-70	L	20- 54	.370	3- 15	.200	16- 22	.727	7 18	25	37.1	19	7	9	2	6	59	65.6
at Hawaii	12/25/2019	70-53	W	25- 50	.500	2- 10	.200	18- 23	.783	5 24	29	36.4	22	9	14	1	12	70	66.0
at Florida State	12/31/2019	58-70	L	22- 55	.400	8- 22	.364	6- 8	.750	10 23	33	36.2	11	15	20	3	7	58	65.4
at North Carolina	01/04/2020	96-83	W	36- 61	.590	6- 14	.429	18- 24	.750	12 18	30	35.7	21	19	13	4	11	96	67.6
Duke	01/08/2020	64-73	L	23- 64	.359	5- 16	.313	13- 15	.867	16 23	39	35.9	18	13	17	7	8	64	67.3
at Boston College	01/11/2020	71-52	W	27- 53	.509	4- 12	.333	13- 18	.722	8 32	40	36.2	18	18	15	5	4	71	67.6
Notre Dame	01/15/2020	74-78	L	30- 58	.517	4- 15	.267	10- 15	.667	5 27	32	35.9	17	15	13	2	4	74	67.9
Virginia	01/18/2020	58-63	L	25- 50	.500	5- 14	.357	3- 9	.333	8 23	31	35.7	19	16	18	1	9	58	67.4
at Louisville	01/22/2020	64-68	L	22- 48	.458	5- 17	.294	15- 20	.750	9 25	34	35.6	18	11	17	4	4	64	67.2
NC State	01/25/2020	64-58	W	23- 53	.434	4- 16	.250	14- 21	.667	8 26	34	35.5	16	11	13	5	11	64	67.1
Morehouse	01/28/2020	82-54	W	30- 67	.448	8- 24	.333	14- 17	.824	13 32	45	36.0	16	24	13	6	9	82	67.8
at Notre Dame	02/01/2020	72-80	L	30- 74	.405	4- 18	.222	8- 12	.667	20 22	42	36.2	22	9	5	4	5	72	68.0
Virginia Tech	02/04/2020	76-57	W	29- 55	.527	8- 18	.444	10- 21	.476	8 29	37	36.3	18	15	10	3	4	76	68.3
at Pittsburgh	02/08/2020	64-73	L	24- 50	.480	6- 16	.375	10- 15	.667	11 24	35	36.2	25	18	22	5	1	64	68.1
Louisville	02/12/2020	64-58	W	20- 46	.435	4- 14	.286	20- 28	.714	7 23	30	36.0	22	12	18	4	9	64	68.0
at Wake Forest	02/19/2020	86-79	W	26- 50	.520	5- 14	.357	29- 39	.744	9 28	37	36.0	25	13	13	3	4	86	68.7
at Syracuse	02/22/2020	72-79	L	24- 52	.462	6- 15	.400	18- 26	.692	8 24	32	35.9	26	18	17	0	4	72	68.8
Clemson	02/25/2020	68-59	W	26- 55	.473	7- 16	.438	9- 13	.692	8 27	35	35.8	16	16	17	3	9	68	68.8
Miami	02/29/2020	63-57	W	24- 60	.400	2- 13	.154	13- 22	.591	18 30	48	36.2	16	11	18	3	12	63	68.6
Pittsburgh	03/04/2020	73-57	W	27- 55	.491	7- 15	.467	12- 13	.923	11 28	39	36.3	22	20	19	10	11	73	68.7
at Clemson	03/06/2020	65-62	W	18- 42	.429	6- 15	.400	23- 28	.821	6 31	37	36.4	17	7	19	3	5	65	68.6
<b>Total</b>				<b>781-1727</b>	<b>.452</b>	<b>161- 516</b>	<b>.312</b>	<b>403- 595</b>	<b>.677</b>	<b>301 826</b>	<b>1127</b>	<b>36.4</b>	<b>591</b>	<b>425</b>	<b>503</b>	<b>142</b>	<b>220</b>	<b>2126</b>	<b>68.6</b>
<b>Opponents</b>				<b>719-1800</b>	<b>.399</b>	<b>168- 590</b>	<b>.285</b>	<b>453- 637</b>	<b>.711</b>	<b>327 723</b>	<b>1050</b>	<b>33.9</b>	<b>560</b>	<b>372</b>	<b>430</b>	<b>112</b>	<b>240</b>	<b>2059</b>	<b>66.4</b>

## Opponent Statistics

Opponent	Date	Score	W/L	FG- FGA	Pct	3FG- FGA	Pct	FT- FTA	Pct	Off- Def	Tot	Avg	PF	A	TO	Blk	Stl	Pts	Avg
at NC State	11/05/2019	82-81	Wot	27- 71	.380	7- 16	.438	20- 23	.870	14 27	41	41.0	19	13	13	6	5	81	81.0
Elon	11/11/2019	64-41	W	16- 74	.216	3- 30	.100	6- 10	.600	15 31	46	43.5	22	4	14	0	5	41	61.0
at Georgia	11/20/2019	78-82	L	27- 65	.415	6- 16	.375	22- 31	.710	14 29	43	43.3	23	11	13	1	8	82	68.0
Arkansas	11/25/2019	61-62	Lot	22- 59	.373	7- 25	.280	11- 16	.688	3 27	30	40.0	22	14	14	4	15	62	66.5
Bethune-Cookman	12/01/2019	68-65	W	26- 68	.382	4- 9	.444	9- 11	.818	20 20	40	40.0	23	13	12	2	5	65	66.2
Nebraska	12/04/2019	73-56	W	21- 65	.323	6- 26	.231	8- 18	.444	12 31	43	40.5	14	14	18	2	7	56	64.5
Syracuse	12/07/2019	63-97	L	29- 57	.509	14- 33	.424	25- 30	.833	10 30	40	40.4	19	23	17	6	14	97	69.1
at Kentucky	12/14/2019	53-67	L	24- 51	.471	4- 12	.333	15- 18	.833	8 26	34	39.6	13	18	16	5	8	67	68.9
Ball State	12/18/2019	47-65	L	25- 52	.481	10- 23	.435	5- 11	.455	5 27	32	38.8	17	17	20	3	11	65	68.4
vs Boise State	12/22/2019	74-60	W	19- 57	.333	6- 20	.300	16- 22	.727	8 19	27	37.6	21	9	16	3	9	60	67.6
vs Houston	12/23/2019	59-70	L	26- 58	.448	4- 15	.267	14- 19	.737	16 26	42	38.0	17	10	15	2	1	70	67.8
at Hawaii	12/25/2019	70-53	W	16- 44	.364	1- 15	.067	20- 26	.769	5 22	27	37.1	19	5	19	1	6	53	66.6
at Florida State	12/31/2019	58-70	L	29- 63	.460	6- 17	.353	6- 9	.667	10 23	33	36.8	12	16	12	9	11	70	66.8
at North Carolina	01/04/2020	96-83	W	27- 63	.429	6- 14	.429	23- 27	.852	19 15	34	36.6	20	17	15	2	9	83	68.0
Duke	01/08/2020	64-73	L	28- 54	.519	6- 12	.500	11- 21	.524	7 23	30	36.1	17	13	14	7	8	73	68.3
at Boston College	01/11/2020	71-52	W	17- 57	.298	3- 18	.167	15- 22	.682	12 22	34	36.0	14	8	12	3	9	52	67.3
Notre Dame	01/15/2020	74-78	L	28- 65	.431	8- 26	.308	14- 19	.737	10 23	33	35.8	18	9	8	3	6	78	67.9
Virginia	01/18/2020	58-63	L	25- 53	.472	5- 16	.313	8- 16	.500	11 19	30	35.5	13	17	12	9	8	63	67.7
at Louisville	01/22/2020	64-68	L	24- 58	.414	6- 20	.300	14- 23	.609	14 19	33	35.4	17	12	10	3	9	68	67.7
NC State	01/25/2020	64-58	W	22- 57	.386	4- 18	.222	10- 13	.769	9 25	34	35.3	19	13	14	0	8	58	67.2
Morehouse	01/28/2020	82-54	W	21- 55	.382	5- 15	.333	7- 13	.538	6 24	30	35.0	18	10	19	7	6	54	66.6
at Notre Dame	02/01/2020	72-80	L	24- 51	.471	9- 24	.375	23- 28	.821	7 25	32	34.9	9	13	8	2	2	80	67.2
Virginia Tech	02/04/2020	76-57	W	21- 55	.382	4- 23	.174	11- 18	.611	8 22	30	34.7	17	12	10	3	4	57	66.7
at Pittsburgh	02/08/2020	64-73	L	24- 57	.421	5- 16	.313	20- 27	.741	13 17	30	34.5	16	16	8	4	12	73	67.0
Louisville	02/12/2020	64-58	W	19- 56	.339	3- 24	.125	17- 24	.708	14 23	37	34.6	27	10	16	4	7	58	66.6
at Wake Forest	02/19/2020	86-79	W	25- 51	.490	5- 16	.313	24- 33	.727	5 22	27	34.3	26	7	12	4	4	79	67.1
at Syracuse	02/22/2020	72-79	L	23- 51	.451	5- 14	.357	28- 36	.778	7 26	33	34.3	20	12	12	3	6	79	67.6
Clemson	02/25/2020	68-59	W	24- 58	.414	2- 20	.100	9- 14	.643	9 22	31	34.1	15	15	16	3	9	59	67.3
Miami	02/29/2020	63-57	W	22- 60	.367	2- 17	.118	11- 16	.688	12 21	33	34.1	19	4	17	5	11	57	66.9
Pittsburgh	03/04/2020	73-57	W	17- 55	.309	6- 14	.429	17- 25	.680	14 17	31	34.0	16	7	18	4	6	57	66.6
at Clemson	03/06/2020	65-62	W	21- 60	.350	6- 26	.231	14- 18	.778	10 20	30	33.9	18	10	10	2	11	62	66.4
<b>Total</b>				<b>719-1800</b>	<b>.399</b>	<b>168- 590</b>	<b>.285</b>	<b>453- 637</b>	<b>.711</b>	<b>327 723</b>	<b>1050</b>	<b>33.9</b>	<b>560</b>	<b>372</b>	<b>430</b>	<b>112</b>	<b>240</b>	<b>2059</b>	<b>66.4</b>
<b>Georgia Tech</b>				<b>781-1727</b>	<b>.452</b>	<b>161- 516</b>	<b>.312</b>	<b>403- 595</b>	<b>.677</b>	<b>301 826</b>	<b>1127</b>	<b>36.4</b>	<b>591</b>	<b>425</b>	<b>503</b>	<b>142</b>	<b>220</b>	<b>2126</b>	<b>68.6</b>

## 2019-20 GAME SUMMARIES

## GAME 1

## Georgia Tech 82, NC State 81 (ot)

Nov. 5, 2019 • Raleigh, N.C.

James Banks III knocked down two pressure-packed free throws with 2.1 seconds left in overtime, completing a 20-point, 13-rebound night and lifting Georgia Tech to an 82-81 overtime victory over NC State at PNC Arena.

In the season opener for both teams, the Yellow Jackets rallied from a 15-point deficit late in the first half behind a solid offensive effort in which Tech shot 60 percent from the floor after intermission, and a stout defensive stand that limited the Wolfpack to 36.4 percent in the second half and 1-for-4 in the extra period.

Tech never led in regulation, and remained behind until Banks' basket tied the game for the first time at 48-48 with 13:35 left. Tech tied the game five more times before the end of the second period, the last coming on another Banks field goal with 1:37 left, making the score 75-all.

In overtime, the lead changed four times in addition to two more ties. Freshman Asanti Price gave Tech its first lead at 78-75 with a three-point basket, his only field goal of the game, on the Jackets' first possession. Braxton Beverly hit a pair of free throws and a jumper in the paint to push the Wolfpack ahead 79-78, with 2:07 left.

Michael Devoe, who tied his career high with 22 points, put Tech back on top with a jumper 17 seconds later before C.J. Bryce hit a pair of free throws to give NC State its last lead at 81-80 with 35 seconds remaining. Bryce led the Wolfpack with 24 points.

Alvarado turned the ball over on the next possession, but the Wolfpack did likewise, giving Tech another chance. Alvarado missed a three-pointer, Khalid Moore got the rebound and fed Banks, who got fouled trying to score. He calmly made the two free throws with 2.1 seconds left. Beverly's halfcourt heave at the buzzer was off the mark.

## GEORGIA TECH (1-0, 1-0 ACC)

Player	FG-A	3P-A	FT-A	Reb	PF	Pts	A	TO	Bk	S	MIN
Wright, Moses*	6-9	0-2	0-1	9	5	12	1	4	3	0	23
Moore, Khalid*	3-8	0-1	5-7	4	4	11	3	3	1	6	39
Devoe, Michael*	8-14	0-0	4-4	13	4	20	3	1	5	1	40
Michael Devoe*	7-12	3-4	5-6	3	2	22	3	2	0	1	42
Alvarado, Jose*	4-10	2-7	0-0	2	4	10	7	3	0	0	34
Cole, Evan	1-2	0-0	0-0	0	0	2	0	1	0	0	5
Parham, Bubba	0-2	0-2	1-2	1	2	1	3	0	0	2	23
Price, Asanti	1-4	1-4	1-2	2	1	4	0	1	0	0	19
<b>Totals</b>	<b>30-61</b>	<b>6-20</b>	<b>16-22</b>	<b>39</b>	<b>22</b>	<b>82</b>	<b>20</b>	<b>18</b>	<b>9</b>	<b>10</b>	<b>225</b>
FG%	1st Half: 13-29 44.8%		2nd Half: 15-25 60.0%		Game: 49.2%						
3FG%	1st Half: 2-9 22.2%		2nd Half: 3-8 37.5%		Game: 30.0%						
FT%	1st Half: 7-11 63.6%		2nd Half: 7-9 77.8%		Game: 72.7%						

## NC STATE (0-1, 0-1 ACC)

Player	FG-A	3P-A	FT-A	Reb	PF	Pts	A	TO	Bk	S	MIN
Bates, Manny*	1-7	0-0	0-0	5	2	2	0	3	5	0	33
Andree, Pat*	3-6	3-5	3-3	9	3	12	1	1	0	1	36
Beverly, Braxton*	4-13	1-4	2-2	4	3	11	3	0	0	0	37
Bryce, C.J.*	11-17	0-1	2-2	11	2	24	2	7	0	1	44
Daniels, Devon*	4-14	1-1	3-4	3	5	12	6	1	0	3	34
Taylor, A.J.	0-1	0-0	1-2	2	0	1	0	1	0	1	3
Hellems, Jercole	3-11	2-5	7-7	3	2	15	0	0	0	0	32
Dixon, Danny	1-2	0-0	2-3	2	2	4	1	0	0	0	6
<b>Totals</b>	<b>27-71</b>	<b>7-16</b>	<b>20-23</b>	<b>41</b>	<b>19</b>	<b>81</b>	<b>13</b>	<b>13</b>	<b>6</b>	<b>5</b>	<b>225</b>
FG%	1st Half: 14-33 42.4%		2nd Half: 12-34 35.3%		Game: 38.0%						
3FG%	1st Half: 5-9 55.6%		2nd Half: 2-5 40.0%		Game: 43.8%						
FT%	1st Half: 9-11 81.8%		2nd Half: 7-8 87.5%		Game: 87.0%						

Score by Periods	1st	2nd	OT	Total
Georgia Tech	35	40	7	82
NC State	42	33	6	81

Officials: Jamie Luckie, Brian Dorsey, Brett Hampton

Attendance: 17,133

Points in the paint-GT 36, ST 28. Points off turnovers-GT 17, ST 17.

2nd chance points-GT 6, ST 10. Fast break points-GT 27, ST 15.

Bench points-GT 7, ST 20. Score tied 9 times. Lead changed 5 times.

Last FG-GT 0T:01:52, ST 0T:02:09.

Largest lead-GT by 3 OT:04:42, ST by 15 1st:04:01.

GT led for 03:52. ST led for 35:49. Game was tied for 05:19.

## GAME 2

## Georgia Tech 64, Elon 41

Nov. 11, 2019 • McCamish Pavilion

Hard-nosed defense and 22 points from sophomore Michael Devoe powered Georgia Tech men's basketball to a 64-41 win over Elon.

The Yellow Jackets (2-0, 1-0 ACC) held the Phoenix (2-1) to just 22 percent shooting from the field, the second lowest yield in Tech history, including a paltry 10 percent from three-point range.

Tech was led offensively by a career-high-tying 22 points from Devoe, including 3-for-4 shooting from downtown. Senior forward James Banks III also had a fine night, finishing three rebounds shy of a double-double, recording 11 points and seven boards.

Overall, the Jackets show 38 percent from the field, but hit 17 free throws on the night to capitalize off 22 personal fouls and extend the lead.

Elon was led by just one double-digit scorer on the night -- Marcus Sheffield II. The graduate transfer wing player finished with 12 points and eight rebounds on the night.

## ELON (2-1)

Player	FG-A	3P-A	FT-A	Reb	PF	Pts	A	TO	Bk	S	MIN
Poser, Federico*	3-8	0-0	2-3	3	3	8	1	1	0	1	23
Woods, Hunter*	1-8	0-3	0-0	6	1	2	1	3	0	0	24
Wright, Simon*	1-5	0-3	0-0	8	4	2	0	0	0	0	23
McIntosh, Hunter*	1-12	1-7	2-2	3	1	5	2	2	0	0	29
Sheffield II, Marcus*	6-19	0-3	0-0	8	3	12	0	2	0	2	27
Hannah, Chuck	0-1	0-0	0-1	4	5	0	0	1	0	0	13
Wooten, Kris	3-10	2-8	0-0	3	2	8	0	0	0	1	24
Ervin, Zac	0-3	0-3	1-3	1	2	1	0	3	0	1	14
Scott, Christian	0-0	0-0	0-0	1	0	0	0	1	0	0	1
Pack, Andy	1-7	0-2	1-1	3	1	3	0	0	0	0	20
Daugherty, Ben	0-0	0-0	0-0	0	0	0	0	0	0	0	1
Stubbs, John	0-1	0-1	0-0	0	0	0	0	0	0	0	1
<b>Totals</b>	<b>16-74</b>	<b>3-30</b>	<b>6-10</b>	<b>46</b>	<b>22</b>	<b>41</b>	<b>4</b>	<b>14</b>	<b>0</b>	<b>5</b>	<b>200</b>
FG%	1st Half: 6-32 18.8%		2nd Half: 10-42 23.8%		Game: 21.6%						
3FG%	1st Half: 1-14 7.1%		2nd Half: 2-16 12.5%		Game: 10.0%						
FT%	1st Half: 0-1 0.0%		2nd Half: 6-9 66.7%		Game: 60.0%						

## GEORGIA TECH (2-0)

Player	FG-A	3P-A	FT-A	Reb	PF	Pts	A	TO	Bk	S	MIN
Wright, Moses*	1-5	0-1	0-2	5	4	2	0	1	1	1	24
Moore, Khalid*	2-4	1-2	3-6	9	1	8	5	2	0	3	28
Devoe, Michael*	2-6	0-0	7-9	7	3	11	0	3	6	0	29
Michael Devoe*	7-11	3-4	5-6	1	1	22	2	6	0	0	29
Parham, Bubba*	2-6	1-4	0-0	6	4	5	0	3	0	1	28
Phillips, Shembari	0-3	0-3	0-0	0	0	0	2	0	1	0	12
Cole, Evan	3-7	1-2	2-2	9	2	9	2	0	1	0	20
Boyd, Coleman	0-0	0-0	0-0	1	0	0	1	0	0	0	1
Didenko, David	0-2	0-2	0-0	0	0	0	0	0	0	0	4
Price, Asanti	2-8	1-6	0-2	10	2	5	2	1	1	1	21
James, Jehloni	1-1	0-0	0-0	0	0	2	0	0	0	0	1
Broachway, Niko	0-0	0-0	0-0	0	0	0	0	0	0	0	1
Medlock, Shaheed	0-0	0-0	0-0	0	0	0	0	0	0	0	1
Rice, Malachi	0-0	0-0	0-0	0	0	0	0	0	0	1	1
<b>Totals</b>	<b>20-53</b>	<b>7-24</b>	<b>17-27</b>	<b>49</b>	<b>17</b>	<b>64</b>	<b>14</b>	<b>17</b>	<b>10</b>	<b>7</b>	<b>200</b>
FG%	1st Half: 7-23 30.4%		2nd Half: 13-30 43.3%		Game: 37.7%						
3FG%	1st Half: 2-9 22.2%		2nd Half: 5-15 33.3%		Game: 29.2%						
FT%	1st Half: 9-15 60.0%		2nd Half: 8-12 66.7%		Game: 63.0%						

Score by Periods	1st	2nd	Total
Elon	13	28	41
Georgia Tech	25	39	64

Officials: Tony Henderson, Tony Chiazza, Tommy Morrissey

Attendance: 4624

Points in the paint-ELON 16, GT 20. Points off turnovers-ELON 9, GT 16.

2nd chance points-ELON 13, GT 5. Fast break points-ELON 3, GT 18.

Bench points-ELON 12, GT 16. Score tied 2 times. Lead changed 2 times.

Last FG-ELON 2nd:02:18, GT 2nd:00:28.

Largest lead-ELON by 2 1st:14:47, GT by 26 2nd:06:00.

ELON led for 00:45. GT led for 36:16. Game was tied for 02:59.

## GAME 3

## Georgia 82, Georgia Tech 78

Nov. 20, 2019 • Athens, Ga.

Michael Devoe had a career night with 34 points and 10 rebounds, but a late Georgia Tech rally came up short as the Jackets suffered their first loss of the season, 82-78, to Georgia Wednesday night at Stegeman Coliseum.

Devoe scored 20 in the second half, including the final 12 points of the game for Georgia Tech (2-1, 1-0 ACC) as they attempted a late comeback, but Georgia (4-0) hit all of their free throws down the stretch to seal the win.

Moses Wright turned in a season-high 18 points and pulled down eight boards, and Bubba Parham added a season-high 10 points off the bench for the Jackets.

After a slow start by both teams, Devoe caught fire in the first half, scoring nine of the team's first 14 points to help Tech jump out to 20-12 lead. But the Bulldogs roared back, taking a 35-27 lead into halftime behind a 13-2 run to end the half. Rayshaun Hammonds scored 19 of his team-high 26 points for Georgia in the first half.

The Bulldogs rode that momentum into the second half and led by as many as 16 on two occasions, but the Jackets kept on battling. Moses Wright put the team on his back with 16 of his 18 points coming in the second half, but he was matched by Georgia's Anthony Edwards, who scored 16 of his 18 points in the second half as well, including a late layup that put the Bulldogs back up by double-digits with under two minutes left.

## GEORGIA TECH (2-1, 1-0 ACC)

Player	FG-A	3P-A	FT-A	Reb	PF	Pts	A	TO	Bk	S	MIN
Wright, Moses*	8-15	0-2	2-3	9	4	18	0	1	2	0	27
Moore, Khalid*	1-2	1-1	0-2	3	5	3	1	3	1	0	31
Devoe, Michael*	2-5	0-0	0-4	5	4	4	4	6	6	0	35
Michael Devoe*	12-21	5-7	5-7	9	1	34	2	2	0	2	37
Alvarado, Jose*	1-7	0-4	0-0	3	3	2	2	0	0	0	17
Phillips, Shembari	0-0	0-0	0-0	0	1	0	0	0	0	0	0+
Cole, Evan	1-2	0-0	0-0	1	2	4	0	0	0	0	10
Parham, Bubba	3-7	2-4	2-2	3	4	10	2	1	0	1	27
Price, Asanti	1-3	0-1	1-3	2	1	3	0	2	2	3	16
<b>Totals</b>	<b>29-62</b>	<b>8-19</b>	<b>12-23</b>	<b>41</b>	<b>25</b>	<b>78</b>	<b>11</b>	<b>15</b>	<b>11</b>	<b>6</b>	<b>200</b>
FG%	1st Half: 10-28 35.7%		2nd Half: 19-34 55.9%		Game: 46.8%						
3FG%	1st Half: 4-10 40.0%		2nd Half: 4-9 44.4%		Game: 42.1%						
FT%	1st Half: 3-10 30.0%		2nd Half: 9-13 69.2%		Game: 52.2%						

## GEORGIA (4-0)

Player	FG-A	3P-A	FT-A	Reb	PF	Pts	A	TO	Bk	S	MIN
Hammonds, Rayshaun*	11-21	2-4	2-3	9	4	26	0	1	0	2	30
Ngumezi, Amranze*	1-5	0-0	1-2	3	3	3	2	0	1	1	19
Gresham, Donnell*	1-4	0-2	11-13	6	1	13	2	0	0	1	31
Crump, Tyree*	4-9	3-7	0-0	1	1	11	1	2	0	1	26
Edwards, Anthony*	5-15	1-3	7-11	8	1	18	2	3	0	1	31
Brown, Christian	0-1	0-0	0-0	1	2	0	0	1	0	0	6
Camara, Toumani	1-2	0-0	1-2	2	3	3	0	0	0	0	15
Fagan, Tye	1-1	0-0	0-0	1	0	2	0	1	0	2	7
Wheeler, Sahvir	2-4	0-0	0-0	2	3	4	2	0	0	0	22
Howard, Rodney	0-2	0-0	0-0	2	3	0	0	0	0	0	6
Peake, Mike	1-1	0-0	0-0	3	2	2	0	1	0	0	7
<b>Totals</b>	<b>27-65</b>	<b>6-16</b>	<b>22-31</b>	<b>43</b>	<b>23</b>	<b>82</b>	<b>11</b>	<b>13</b>	<b>1</b>	<b>8</b>	<b>200</b>
FG%	1st Half: 37.42	40.6%	2nd Half: 14-33	42.4%	Game: 41.5%						
3FG%	1st Half: 3-7	42.9%	2nd Half: 3-9	33.3%	Game: 37.5%						
FT%	1st Half: 6-9	66.7%	2nd Half: 16-22	72.7%	Game: 71.0%						



## 2019-20 GAME SUMMARIES

## GAME 4

## Arkansas 62, Georgia Tech 61

Nov. 25, 2019 • McCamish Pavilion

Arkansas' Mason Jones banked in a 30-foot three-pointer with 0.1 seconds remaining in overtime to hand Georgia Tech a heart-breaking loss.

Both teams were scoreless through the first 4:39 of overtime before Georgia Tech's James Banks hit a turnaround jumper with 21 seconds left on the clock to give the Yellow Jackets a 61-59 lead, their first advantage since they led 14-13 less than midway through the first half.

The Jackets played stout defense on Arkansas' ensuing possession, forcing Jones to fire a shot from near the edge of the coach's box, just steps from the Razorbacks' bench. The shot hit the backboard and ricocheted cleanly through the net for the game-winning points.

Tech trailed 57-50 with 5:57 to go in regulation following a controversial sequence that led to a five-point trip down the floor for the Razorbacks. However, the Jackets rallied to score nine of the final 11 points in regulation to force overtime.

Banks led Georgia Tech with 20 points and a game-high 14 rebounds. Playing without starting point guard Jose Alvarado, the Yellow Jackets committed 24 turnovers, which led to Arkansas outscoring the Jackets, 18-11, off miscues.

Jones led all scorers with 24 points on 7-of-12 shooting from the field..

## ARKANSAS (6-0, 0-0 SEC)

Player	FG-A	3P-A	FT-A	Reb	PF	Pts	A	TO	Bk	S	MIN
Bailey, Adrio	3-5	0-0	2-2	2	3	8	3	3	1	2	37
Joe, Isaiah	4-15	3-11	2-2	9	3	13	1	1	0	6	44
Sills, Desi	5-9	1-3	0-0	4	4	11	4	2	0	1	40
Jones, Mason	7-13	3-8	7-10	7	4	24	3	6	0	5	43
Whitt Jr., Jimmy	3-12	0-0	0-2	4	3	6	2	0	2	0	28
Cylla, Jeantal	0-2	0-2	0-0	1	2	0	0	0	0	0	9
Harris, Jalen	0-2	0-1	0-0	0	1	0	1	1	0	0	10
Chaney, Reggie	0-1	0-0	0-0	2	2	0	0	1	1	1	14
<b>Totals</b>	<b>22-59</b>	<b>7-25</b>	<b>11-16</b>	<b>30</b>	<b>22</b>	<b>62</b>	<b>14</b>	<b>14</b>	<b>4</b>	<b>15</b>	<b>225</b>
FG%	1st Half: 12-31 38.7%		2nd Half: 9-23 39.1%		Game: 37.3%						
3FG%	1st Half: 5-15 33.3%		2nd Half: 1-7 14.3%		Game: 28.0%						
FT%	1st Half: 4-7 57.1%		2nd Half: 7-8 87.5%		Game: 68.8%						

## GEORGIA TECH (2-2, 1-0 ACC)

Player	FG-A	3P-A	FT-A	Reb	PF	Pts	A	TO	Bk	S	MIN
Wright, Moses	3-4	0-0	0-0	4	2	6	1	5	0	0	22
Moore, Khalid	1-5	0-1	1-3	7	2	3	0	4	0	1	37
Banks III, James	6-10	0-0	8-10	14	4	20	1	4	1	1	38
Devoe, Michael	4-16	0-2	4-6	6	5	12	3	1	0	2	43
Parham, Bubba	3-7	2-4	2-2	4	1	10	2	5	0	0	40
Phillips, Shembari	0-1	0-1	0-0	0	0	0	0	0	0	0	1
Cole, Evan	4-6	0-1	0-1	9	2	8	0	4	0	1	20
Price, Asanti	1-4	0-3	0-0	2	0	2	0	1	0	1	24
<b>Totals</b>	<b>22-53</b>	<b>2-12</b>	<b>15-22</b>	<b>47</b>	<b>16</b>	<b>61</b>	<b>7</b>	<b>24</b>	<b>1</b>	<b>6</b>	<b>225</b>
FG%	1st Half: 10-21 47.6%		2nd Half: 11-27 40.7%		Game: 41.5%						
3FG%	1st Half: 2-9 22.2%		2nd Half: 0-2 0.0%		Game: 16.7%						
FT%	1st Half: 8-11 72.7%		2nd Half: 7-11 63.6%		Game: 68.2%						

Score by Periods	1st	2nd	OT	Total
Arkansas	33	26	3	62
Georgia Tech	30	29	2	61

Officials: Ted Valentine, Michael Stephens, Bill Covington Jr.  
Georgia Tech-TEAM.

Attendance: 6547

Points in the paint-ARK 20,GT 34. Points off turnovers-ARK 18,GT 13.

2nd chance points-ARK 0,GT 12. Fast break points-ARK 19,GT 12.

Bench points-ARK 0,GT 10. Score tied 5 times. Lead changed 9 times.

Last FG-ARK OT-00:01, GT OT-00:21.

Largest lead-ARK by 9 2nd-16:07, GT by 3 1st-09:02.

ARK led for 32:08. GT led for 03:15. Game was tied for 09:36.

## GAME 5

## Georgia Tech 68, Bethune-Cookman 65

Dec. 1, 2019 • McCamish Pavilion

Michael Devoe scored a three-point play on a driving layup and a free throw with 7.0 seconds remaining in the game, lifting Georgia Tech past Bethune-Cookman.

The Yellow Jackets (3-2) shot 52 percent in the back-and-forth affair that featured nine lead changes and 11 ties. The Wildcats (5-3) hit 44 percent from three-point range and held a 20-10 advantage in offensive rebounds to keep the game close.

Including the game-winner, sophomore Devoe led the way for Tech, putting up 27 points off 11-of-16 shooting, including 17 points in the second half. The Jackets' big men also played a huge role in the win as junior Moses Wright recorded his first-career double-double, hauling in a career-high 12 rebounds to go along with his 12 points. Also reaching a double-double was senior James Banks III, who finished two blocks shy of a triple-double with 12 points and 10 rebounds and eight blocks.

Wright and Banks III both recording double-doubles marks the first game Georgia Tech has had to accomplish the feat since 2017 (Ben Lammers and Josh Okogie vs. Notre Dame). Banks III's eight blocks are also the most since Lammers in 2016 (vs. Southern - 9).

Bethune-Cookman was led by two double-digit scorers in seniors Cletrell Pope and Isaiah Bailey. Pope finished with an impressive statline of 22 points and 19 rebounds for the game, while Bailey finished with 12 points.

## BETHUNE-COOKMAN (5-3, 0-0 MEAC)

Player	FG-A	3P-A	FT-A	Reb	PF	Pts	A	TO	Bk	S	MIN
Pope, Cletrell*	10-20	0-0	0-0	19	5	20	2	0	2	2	35
Bailey, Isaiah*	5-11	1-1	3-4	1	4	14	6	3	0	0	32
Redd, Leon*	2-7	0-1	3-3	3	4	7	2	3	0	0	22
Parks, Wali*	4-8	0-2	0-0	5	2	8	0	2	0	0	37
French, Joe*	3-4	2-3	1-2	2	2	9	0	1	0	0	23
Maitland, Malik	1-13	0-1	2-2	3	3	4	2	0	0	2	27
Smith, Houston	0-1	0-0	0-0	0	0	0	1	1	0	0	11
Preaster, Jordan	1-4	1-1	0-0	3	3	3	0	0	0	1	8
King, Justyn	0-0	0-0	0-0	0	0	0	0	0	0	0	5
<b>Totals</b>	<b>26-68</b>	<b>4-9</b>	<b>9-11</b>	<b>40</b>	<b>23</b>	<b>65</b>	<b>13</b>	<b>12</b>	<b>2</b>	<b>5</b>	<b>200</b>
FG%	1st Half: 15-30 50.0%		2nd Half: 11-38 28.9%		Game: 38.2%						
3FG%	1st Half: 3-6 50.0%		2nd Half: 1-3 33.3%		Game: 44.4%						
FT%	1st Half: 3-3 100%		2nd Half: 6-8 75.0%		Game: 81.8%						

## GEORGIA TECH (3-2, 1-0 ACC)

Player	FG-A	3P-A	FT-A	Reb	PF	Pts	A	TO	Bk	S	MIN
Cole, Evan*	2-5	0-1	0-2	3	0	4	1	0	0	2	19
Wright, Moses*	6-8	0-0	0-1	12	2	12	2	4	0	0	32
Moore, Khalid*	2-6	0-2	3-6	1	3	7	2	1	0	0	39
Devoe, Michael*	11-16	2-4	3-6	1	3	27	2	2	1	0	39
Parham, Bubba*	2-7	0-2	2-2	2	4	6	1	0	0	1	33
Banks III, James	3-7	0-0	6-8	10	3	12	3	5	8	0	28
Phillips, Shembari	0-0	0-0	0-0	0	0	0	0	0	0	0	1
Price, Asanti	0-1	0-1	0-0	0	0	0	1	1	0	0	9
<b>Totals</b>	<b>26-50</b>	<b>2-10</b>	<b>14-25</b>	<b>32</b>	<b>15</b>	<b>68</b>	<b>12</b>	<b>13</b>	<b>9</b>	<b>3</b>	<b>200</b>
FG%	1st Half: 14-26 53.8%		2nd Half: 12-24 50.0%		Game: 52.0%						
3FG%	1st Half: 1-5 20.0%		2nd Half: 1-5 20.0%		Game: 20.0%						
FT%	1st Half: 5-6 83.3%		2nd Half: 9-19 47.4%		Game: 56.0%						

Score by Periods	1st	2nd	Total
Bethune-Cookman	36	29	65
Georgia Tech	34	34	68

Officials: Jamie Luckie, Mark Schnur, Jeff Pon

Attendance: 4552

Points in the paint-BCU 30,GT 38. Points off turnovers-BCU 15,GT 15.

2nd chance points-BCU 14,GT 6. Fast break points-BCU 4,GT 6.

Bench points-BCU 7,GT 12. Score tied 11 times. Lead changed 9 times.

Last FG-BCU 2nd-00:28, GT 2nd-00:07.

Largest lead-BCU by 10 1st-10:30, GT by 4 2nd-13:44.

BCU led for 20:54. GT led for 13:08. Game was tied for 05:58.

## GAME 6

## Georgia Tech 73, Nebraska 56

Dec. 4, 2019 • McCamish Pavilion

Georgia Tech used suffocating lockdown defense and 26 points from Michael Devoe to defeat Nebraska in the Big Ten/ACC Challenge.

The Yellow Jackets (4-2) held the Cornhuskers (4-4) to just 32.3-percent shooting overall, including just two points over the final four minutes of the first half, and 25.0-percent shooting in the second half. Meanwhile, Tech shot a consistent 43.8 for the game, including 48.6 in the second half.

The Atlantic Coast Conference's leading scorer, Devoe recorded his fifth 20-point game of the season and hit four three-point field goals to go along with his eight rebounds and seven assists. Junior forward Moses Wright nearly had his second-straight double-double, finishing with 18 points to go along with his nine boards on the night. They went 18-for-30 from the floor combined.

Nebraska was led by four double-digit scorers, highlighted by a double-double by Haanif Cheatham, who finished with 14 points and 11 rebounds. Cam Mack (11), Jervay Green (11) and Thorir Thorbjarnarson (11) also finished in double figures..

## NEBRASKA (4-4, 0-0 Big Ten)

Player	FG-A	3P-A	FT-A	Reb	PF	Pts	A	TO	Bk	S	MIN
Ouedraogo, Yvan*	1-5	0-0	1-4	7	0	3	1	2	0	1	23
Mack, Cam*	4-11	1-3	2-4	2	4	11	6	3	1	1	35
Burke, Daxton*	1-9	1-5	1-2	1	1	4	1	0	0	0	20
Cheatham, Haanif*	6-11	0-1	2-4	11	2	14	2	3	0	2	35
Green, Jervay*	4-13	3-10	0-2	5	3	11	2	3	0	1	34
Arop, Akol	0-0	0-0	0-0	0	0	0	0	0	0	0	1
Cross, Kevin	1-6	0-3	0-0	5	1	2	1	2	0	0	17
Curtis, Samari	0-0	0-0	0-0	0	0	0	0	0	0	0	1
Kavas, Matej	0-3	0-2	0-0	1	1	0	1	0	0	0	12
Easley, Charlie	0-0	0-0	0-0	0	0	0	0	1	0	0	1
Thorbjarnarson, Thorir	4-7	1-2	2-2	7	2	11	0	3	1	2	21
<b>Totals</b>	<b>21-65</b>	<b>6-26</b>	<b>8-18</b>	<b>43</b>	<b>14</b>	<b>56</b>	<b>14</b>	<b>18</b>	<b>2</b>	<b>7</b>	<b>200</b>
FG%	1st Half: 13-33 39.4%		2nd Half: 8-32 25.0%		Game: 32.3%						
3FG%	1st Half: 2-13 15.4%		2nd Half: 4-13 30.8%		Game: 23.1%						
FT%	1st Half: 0-0 0.0%		2nd Half: 8-18 44.4%		Game: 44.4%						

## GEORGIA TECH (4-2, 1-0 ACC)

Player	FG-A	3P-A	FT-A	Reb	PF	Pts	A	TO	Bk	S	MIN
Cole, Evan*	4-8	0-2	0-0	6	0	8	0	1	1	0	23
Wright, Moses*	8-14	1-2	1-2	9	4	18	2	2	3	0	33
Moore, Khalid*	2-9	0-2	1-2	5	3	5	4	4	1	1	33
Devoe, Michael*	10-17	4-8	2-4	8	3	26	7	6	0	3	34
Parham, Bubba*	3-11	0-5	0-0	4	3	6	4	0	0	2	33
Banks III, James	2-5	0-0	0-0	8	3	4	1	1	2	2	24
Didenko, David	0-1	0-1	0-0	1	0	0	0	0	0	0	1
Price, Asanti	3-8	0-3	0-0	4	1	6	1	2	1	2	19
Totals	32-73	5-23	4-8	47	17	73	19	16	8	10	200
FG%	1st Half: 14-36 38.9%		2nd Half: 18-37 48.6%		Game: 43.8%						
3FG%	1st Half: 2-10 20.0%		2nd Half: 3-13 23.1%		Game: 21.7%						
FT%	1st Half: 2-5 40.0%		2nd Half: 2-3 66.7%		Game: 50.0%						

## 2019-20 GAME SUMMARIES

## GAME 7

## Syracuse 97, Georgia Tech 63

Dec. 7, 2019 • McCamish Pavilion

Georgia Tech couldn't recover from a cold-shooting start and an equally hot start by Syracuse, dropping a 97-63 decision to the Orange on a Saturday afternoon.

The Yellow Jackets finished shooting 38.1 percent from the field, but couldn't contend with the Orange's 42.4-percent shooting from downtown and making 14 three-pointers.

Junior forward Moses Wright led Tech, finishing just one rebound shy of his double-double in the span of six days as he hauled in nine rebounds to go along with his team-high 17 points. Junior guard Bubba Parham also finished in double figures, scoring 11 points on the afternoon.

Syracuse was led by redshirt junior Elijah Hughes, who shot an impressive 6-for-11 from three-point range to finish with 33 points overall, 26 of those in the first half. Sophomore Buddy Boeheim recorded 26 points, while freshman Joseph Girard III (10) and junior Marek Dolezaj (11) also finished in double figures.

## SYRACUSE (5-4, 1-1 ACC)

Player	FG-A	3P-A	FT-A	Reb	PF	Pts	A	TO	Bk	S	MIN
Dolezaj, Marek*	3-6	0-0	5-6	8	3	11	3	1	3	3	30
Hughes, Elijah*	10-15	6-11	7-7	5	1	33	4	3	1	1	34
Sidibe, Bourama*	2-4	0-0	1-3	9	4	5	0	2	1	5	28
Girard III, Joseph*	3-7	2-5	2-2	3	1	10	4	3	0	1	22
Boeheim, Buddy*	8-15	6-13	4-4	1	3	26	3	3	0	1	33
Goodine, Brycen	0-0	0-0	3-4	0	0	3	0	0	0	1	4
Guerrier, Quincy	0-3	0-1	0-0	2	5	0	1	3	0	0	12
Washington, Howard	0-2	0-2	2-2	2	1	2	8	1	0	1	17
Paul, Brendan	0-0	0-0	0-0	0	0	0	0	0	0	0	1
Lavalle, Chris	0-0	0-0	0-0	0	0	0	0	0	0	0	1
Edwards, Jesse	3-3	0-0	1-2	3	1	7	0	0	1	0	7
Braswell, Robert	0-1	0-1	0-0	2	0	0	0	1	0	1	8
Belbey, Shaun	0-1	0-0	0-0	0	0	0	0	0	0	0	2
Giancola, Nick	0-0	0-0	0-0	0	0	0	0	0	0	0	1
<b>Totals</b>	<b>29-57</b>	<b>14-33</b>	<b>25-30</b>	<b>40</b>	<b>19</b>	<b>97</b>	<b>23</b>	<b>17</b>	<b>6</b>	<b>14</b>	<b>200</b>
FG%	1st Half: 14-32 43.8%		2nd Half: 15-25 60.0%		Game: 50.9%						
3FG%	1st Half: 7-20 35.0%		2nd Half: 7-13 53.8%		Game: 42.4%						
FT%	1st Half: 13-16 81.3%		2nd Half: 12-14 85.7%		Game: 83.3%						

## GEORGIA TECH (4-3, 1-1 ACC)

Player	FG-A	3P-A	FT-A	Reb	PF	Pts	A	TO	Bk	S	MIN
Wright, Moses*	8-17	0-0	1-5	9	4	17	1	4	1	2	28
Moore, Khalid*	2-4	2-3	2-5	2	5	8	6	2	0	1	23
Banks III, James*	3-6	0-0	2-3	3	5	8	0	1	0	0	24
Devoe, Michael*	2-12	1-5	2-4	0	1	7	6	3	0	2	38
Parham, Bubba*	4-11	3-9	0-0	1	2	11	3	4	0	1	34
Phillips, Shembari	1-2	1-2	0-0	0	0	3	1	1	1	1	11
Cole, Evan	2-6	0-0	0-1	6	2	4	0	2	0	1	16
Price, Asanti	2-5	1-4	0-0	2	1	5	2	2	0	0	26
<b>Totals</b>	<b>24-63</b>	<b>8-23</b>	<b>7-18</b>	<b>30</b>	<b>20</b>	<b>63</b>	<b>19</b>	<b>19</b>	<b>2</b>	<b>8</b>	<b>200</b>
FG%	1st Half: 12-32 37.5%		2nd Half: 12-31 38.7%		Game: 38.1%						
3FG%	1st Half: 3-9 33.3%		2nd Half: 5-14 35.7%		Game: 34.8%						
FT%	1st Half: 1-5 20.0%		2nd Half: 6-13 46.2%		Game: 38.9%						

Score by Periods	1st	2nd	Total
Syracuse	48	49	97
Georgia Tech	28	35	63

Officials: Lee Cassell, Doug Shows, Jerry Heater

Attendance: 5743

Points in the paint-SU 24,GT 26. Points off turnovers-SU 20,GT 21.

2nd chance points-SU 13,GT 12. Fast break points-SU 21,GT 10.

Bench points-SU 12,GT 12. Score tied-0 times. Lead changed-3 times.

Last FG-SU 2nd-01:13, GT 2nd-00:08.

Largest lead-SU by 37 2nd-02:31, GT by 2 1st-19:38.

SU led for 39:01. GT led for 00:37. Game was tied for 00:22.

## GAME 8

## #8/9 Kentucky 67, Georgia Tech 53

Dec. 14, 2019 • Lexington, Ky.

Moses Wright posted his second double-double of the season with 13 points and 10 rebounds, but Kentucky's defense limited Georgia Tech to 37.9 percent shooting and one three-point field goal in the second half, carrying the 8th-ranked Wildcats to victory at Rupp Arena.

Bubba Parham and Khalid Moore each scored 10 points for the Yellow Jackets, who lost their second straight game. Kentucky won its sixth straight game.

Ashton Hagans led Kentucky with 21 points, seven assists and seven rebounds, scoring in a variety of ways by going 8-of-10 from the floor. Immanuel Quickley scored 16 for the Wildcats, while Nick Richards added 12 points and Keion Brooks, Jr., chipped in with 10.

Tech finished the game shooting 43.4 percent from the floor, including 5-of-18 from three-point range. The Wildcats finished at 47.1 percent overall, 4-of-12 from three-point range. The teams combined for 33 turnovers.

Kentucky started quickly, hitting its first three shots to take a 7-2 lead, but the Yellow Jackets steadied themselves and led by as many as five points, 26-21, on a three-point play by Moore at the 7:23 mark of the first half. Tech missed six of its last eight shots in the half, however, as the Wildcats ratcheted up their defense to fuel a 15-4 run, leading 36-30 at intermission.

Tech closed its deficit to 44-41 in the second half on a Moore three-pointer, but missed its next seven shots from the floor, and 10 of the next 11, as the Wildcats padded their lead to double digits.

## GEORGIA TECH (4-4, 1-1 ACC)

Player	FG-A	3P-A	FT-A	Reb	PF	Pts	A	TO	Bk	S	MIN
Wright, Moses*	6-11	1-2	0-0	10	3	13	0	4	0	0	38
Moore, Khalid*	4-8	1-3	1-2	3	0	10	3	2	0	2	33
Banks III, James*	3-8	0-0	0-2	2	5	6	1	3	3	1	25
Devoe, Michael*	2-11	0-5	1-2	2	3	5	4	4	0	0	33
Parham, Bubba*	4-7	2-4	0-0	2	3	10	1	0	0	1	38
Phillips, Shembari	0-1	0-0	0-0	0	0	0	1	0	0	0	3
Cole, Evan	2-2	1-1	0-0	2	4	5	0	0	1	0	10
Price, Asanti	2-5	0-2	0-0	1	0	4	1	2	0	1	20
<b>Totals</b>	<b>23-53</b>	<b>5-17</b>	<b>2-6</b>	<b>25</b>	<b>18</b>	<b>53</b>	<b>11</b>	<b>17</b>	<b>4</b>	<b>5</b>	<b>200</b>
FG%	1st Half: 12-24 50.0%		2nd Half: 11-29 37.9%		Game: 43.4%						
3FG%	1st Half: 4-7 57.1%		2nd Half: 1-10 10.0%		Game: 29.4%						
FT%	1st Half: 2-5 40.0%		2nd Half: 0-1 0.0%		Game: 33.3%						

## KENTUCKY (8-1, 0-0 SEC)

Player	FG-A	3P-A	FT-A	Reb	PF	Pts	A	TO	Bk	S	MIN
Richards, Nick*	5-6	0-0	2-4	4	4	12	0	1	4	1	34
Montgomery, EJ*	0-4	0-0	0-0	3	2	0	1	0	0	0	20
Hagans, Ashton*	8-10	2-3	3-4	7	3	21	7	6	0	2	35
Maxey, Tyrese*	0-9	0-3	6-6	7	1	6	6	3	0	2	38
Quickley, Immanuel*	6-12	2-6	2-2	3	2	16	2	3	0	2	36
Whitney, Kahili	1-2	0-0	0-0	3	0	2	1	2	0	0	7
Juzang, Johnny	0-1	0-0	0-0	0	0	0	0	1	0	0	4
Brooks Jr., Keion	4-7	0-0	2-2	4	1	10	1	0	1	1	26
<b>Totals</b>	<b>24-51</b>	<b>4-12</b>	<b>15-18</b>	<b>34</b>	<b>13</b>	<b>67</b>	<b>18</b>	<b>16</b>	<b>5</b>	<b>8</b>	<b>200</b>
FG%	1st Half: 15-29 51.7%		2nd Half: 9-22 40.9%		Game: 47.1%						
3FG%	1st Half: 2-5 40.0%		2nd Half: 2-7 28.6%		Game: 33.3%						
FT%	1st Half: 4-4 100%		2nd Half: 11-14 78.6%		Game: 83.3%						

Score by Periods	1st	2nd	Total
Georgia Tech	30	23	53
Kentucky	36	31	67

Officials: Joe Lindsay, Lee Cassell, Vladimir Voyard-Tadal

Attendance: 20111

Points in the paint-GT 32,UK 26. Points off turnovers-GT 14,UK 16.

2nd chance points-GT 5,UK 9. Fast break points-GT 6,UK 10.

Bench points-GT 9,UK 12. Score tied-3 times. Lead changed-4 times.

Last FG-GT 2nd-00:56, UK 2nd-01:38.

Largest lead-GT by 5 1st-07:23, UK by 16 2nd-01:38.

GT led for 06:56. UK led for 31:03. Game was tied for 02:01.

## GAME 9

## Ball State 65, Georgia Tech 47

Dec. 18, 2019 • McCamish Pavilion

Georgia Tech was unable to overcome cold shooting in the first half and 44-combined turnovers between the two teams in a non-conference setback to Ball State at home, Tech's third consecutive loss.

The Yellow Jackets (4-5) shot just 22.7 percent in the first half (14.3 from three) en route to finishing at 41.4 percent overall. Conversely, the Cardinals (6-4) started red-hot, shooting 50 percent from the field and 46.2 percent from downtown and finished with a 46.4 field goal percentage.

Tech also committed 16 turnovers in the first half and 24 overall as Ball State turned those miscues into 22 points on the other end to forge its lead.

Individually, the Jackets were led by senior forward James Banks III, who amassed 13 points and eight boards on the night, while sophomore guard Michael Devoe finished with 11 points. The Cardinals' redshirt freshman Jarron Coleman led the way offensively, scoring 17 points on 7-of-10 shooting, while senior Kyle Mallers recorded 11 points and seven rebounds.

## BALL STATE (6-4, 0-0 MAC)

Player	FG-A	3P-A	FT-A	Reb	PF	Pts	A	TO	Bk	S	MIN
Mallers, Kyle*	4-7	3-6	0-0	7	2	11	0	1	0	2	31
Teague, Tahjai*	4-7	1-1	0-0	2	4	9	6	4	2	1	21
Bumbalough, Luke*	1-7	1-7	0-0	2	3	3	1	0	0	0	30
El-Amin, Ishmael*	2-6	0-2	0-0	3	3	4	4	2	0	2	24
Coleman, Jarron*	7-10	3-4	0-0	5	1	17	4	1	0	1	27
Thomas, Mirnye	0-0	0-0	0-0	1	0	0	0	0	0	0	2
Walton, K.J.	2-6	0-0	2-4	4	1	6	0	3	0	1	15
Thompson, Josh	1-1	0-0	2-5	0	0	4	1	3	0	2	16
Kroft, Lucas	0-1	0-0	0-0	0	0	0	0	1	0	0	2
Hazen, Brachen	4-6	2-3	0-0	3	4	10	0	3	1	2	19
Acree, Kanil	0-0	0-0	1-2	1	0	1	1	1	0	0	9
Hendricks, Ben	0-1	0-0	0-0	0	0	0	0	0	0	0	2
Huggins, Blake	0-0	0-0	0-0	0	0	0	0	1	0	0	2
<b>Totals</b>	<b>25-52</b>	<b>10-23</b>	<b>5-11</b>	<b>32</b>	<b>17</b>	<b>65</b>	<b>17</b>	<b>20</b>	<b>3</b>	<b>11</b>	<b>200</b>
FG%	1st Half: 12-24 50.0%		2nd Half: 13-28 46.4%		Game: 48.1%						
3FG%	1st Half: 6-13 46.2%		2nd Half: 4-10 40.0%		Game: 43.5%						
FT%	1st Half: 1-2 50.0%		2nd Half: 4-9 44.4%		Game: 45.5%						

## GEORGIA TECH (4-5, 1-1 ACC)

Player	FG-A	3P-A	FT-A	Reb	PF	Pts	A	TO	Bk	S	MIN
Usher, Jordan*	1-7	0-3	2-2	4	4	4	0	6	1	0	19
Wright, Moses*	1-3	0-1	0-0	4	1	2	2	3	2	0	21
Moore, Khalid*	1-4	0-0	0-2	4	1	2	1	6	0	2	25
Banks III, James*	4-9	0-1	5-8	9	1	13	1	3	2	1	31
Devoe, Michael*	4-14	1-3	2-3	4	1	11	0	3	0	1	33
Phillips, Shembari	2-2	2-2	0-0	0	0	6	1	0	0	0	9
Cole, Evan	1-2	0-1	0-0	1	2	2	0	1	0	1	13
Parham, Bubba	3-7	1-3	0-0	1	0	7	3	1	0	2	29
Price, Asanti	0-3	0-2	0-0	1	1	0	1	0	0	0	20
Totals	17-51	4-16	9-15	30	11	47	9	24	5	9	200
FG%	1st Half: 5-22	22.7%	2nd Half: 12-29	41.4%							Game: 33.3%
FT%	1st Half: 1-7	14.3%	2nd Half: 3-9	33.3%							Game: 25.0%
3FG%	1st Half: 4-7	57.1%	2nd Half: 5-8	62.5%							Game: 60.0%





## 2019-20 GAME SUMMARIES

## GAME 13

## #18/20 Florida State 70, Georgia Tech 58

Dec. 31, 2019 • Tallahassee, Fla.

Michael Devoe drained a career-high six three-pointers on his way to a game-high 19 points, but No. 18 Florida State slowly pulled away in the second half and captured a 70-58 Atlantic Coast Conference basketball victory at the Donald L. Tucker Center.

Despite committing 12 first half turnovers, Tech (6-7, 1-2 ACC) trailed just 31-29 at the half. But the Seminoles (12-2, 2-1 ACC) outscored the Jackets 23-13 over the final 11 minutes of the game to secure the win.

In a battle of two of the best defensive teams in the country, Florida State blocked nine Tech shots while forcing 20 Yellow Jacket miscues, and managed to hit 53.3 percent of its shots after intermission with field goals from eight different players.

Devoe led the Jackets, hitting 6-of-13 from the field including 6-of-8 from long range. Moses Wright finished with his fourth double-double of the season, scoring 13 points while pulling down 10 rebounds, while Jordan Usher added 11.

Devin Vassell paced the Seminoles with 14 points, while Patrick Williams added 12.

## GEORGIA TECH (6-7, 1-2 ACC)

Player	FG-A	3P-A	FT-A	Reb	PF	Pts	A	TO	Bk	S	MIN
Usher, Jordan*	4-11	0-4	3-3	1	3	11	3	3	0	0	31
Wright, Moses*	6-13	1-3	0-0	10	3	13	0	6	2	2	36
Banks III, James*	3-4	0-0	2-3	6	3	8	0	2	1	1	33
Devoe, Michael*	6-13	6-8	1-2	3	1	19	3	4	0	0	39
Alvarado, Jose*	2-10	0-4	0-0	2	1	4	5	3	0	3	39
Parham, Bubba	1-3	1-3	0-0	2	0	3	4	2	0	0	18
Moore, Khalid	0-0	0-0	0-0	0	0	0	0	0	0	1	2
Price, Asanti	0-1	0-0	0-0	0	0	0	0	0	0	0	2
<b>Totals</b>	<b>22-55</b>	<b>8-22</b>	<b>6-8</b>	<b>33</b>	<b>11</b>	<b>58</b>	<b>15</b>	<b>20</b>	<b>3</b>	<b>7</b>	<b>200</b>
FG%	1st Half: 11-29 37.9%		2nd Half: 11-26 42.3%		Game: 40.0%						
3FG%	1st Half: 4-11 36.4%		2nd Half: 4-11 36.4%		Game: 36.4%						
FT%	1st Half: 3-5 60.0%		2nd Half: 3-3 100%		Game: 75.0%						

## FLORIDA STATE (1-2, 2-1 ACC)

Player	FG-A	3P-A	FT-A	Reb	PF	Pts	A	TO	Bk	S	MIN
Gray, RaiQuan*	1-4	0-0	2-4	2	4	4	1	5	2	1	24
Osborne, Malik*	3-5	1-1	0-0	4	1	7	2	0	1	2	22
Evans, RayQuan	2-8	2-4	2-2	4	1	8	2	2	0	2	29
Forrest, Trent*	4-11	0-2	0-0	3	2	8	6	1	2	1	36
Vassell, Devin*	6-13	2-5	0-0	9	2	14	1	1	1	2	34
Polite, Anthony*	1-3	1-2	0-0	1	0	3	2	0	0	0	10
Williams, Patrick	6-9	0-1	0-0	4	1	12	0	1	2	1	26
Koprivica, Balsa	1-1	0-0	1-1	2	0	3	0	0	0	1	2
Jack, Nathanael	1-2	0-1	0-0	0	0	2	0	0	0	0	1
Olajnickzak, Dominik	4-6	0-0	1-2	2	0	9	2	1	1	1	14
Wilkes, Wyatt	0-1	0-1	0-0	0	1	0	0	1	0	0	2
<b>Totals</b>	<b>29-63</b>	<b>6-17</b>	<b>6-9</b>	<b>33</b>	<b>12</b>	<b>70</b>	<b>16</b>	<b>12</b>	<b>9</b>	<b>11</b>	<b>200</b>
FG%	1st Half: 13-33 39.4%		2nd Half: 16-30 53.3%		Game: 46.0%						
3FG%	1st Half: 3-9 33.3%		2nd Half: 3-8 37.5%		Game: 35.3%						
FT%	1st Half: 2-3 66.7%		2nd Half: 4-6 66.7%		Game: 66.7%						

Score by Periods	1st	2nd	Total
Georgia Tech	29	29	58
Florida State	31	39	70

Officials: Roger Ayers, Tony Henderson, Lamar Simpson

Attendance: 6837

Points in the paint-GT 24, FS 36. Points off turnovers-GT 10, FS 17.

2nd chance points-GT 7, FS 11. Fast break points-GT 10, FS 8.

Bench points-GT 3, FS 29. Score tied 9 times. Lead changed 2 times.

Last FG-GT 2nd-02:42, FS 2nd-00:57.

Largest lead-GT by 2 1st-08:51, FS by 14 2nd-00:57.

GT led for 01:37. FS led for 32:06. Game was tied for 06:17.

## GAME 14

## Georgia Tech 96, North Carolina 83

Jan. 4, 2020 • Chapel Hill, N.C.

Jose Alvarado scored 25 points and Moses Wright added 22 as Georgia Tech used stifling defense and a dominant first half to upend North Carolina, 96-83, at the Dean Smith Center.

Georgia Tech (7-7, 2-2 ACC) started the game with a 19-2 run and didn't allow a North Carolina field goal for the first 13:10 of the game as the Jackets' defense held North Carolina (8-6, 1-2 ACC) to an 0-for-15 start from the field.

The Jackets forced 10 first-half turnovers with nine steals to give them a 47-27 halftime lead, the largest by any opponent in the history of the Dean Smith Center. The Tar Heels shot just 30 percent (7-of-23) in the first half as Georgia Tech led by as many as 24.

North Carolina pulled to within nine at the under-16 timeout of the second half, but Tech was able to weather the storm behind Alvarado, who scored 16 of his season-high 25 in the second half and registered eight assists in the game.

James Banks III scored 12 points with seven rebounds, and Bubba Parham added 11 and three assists for the Jackets, who shot 63 percent in the second half and finished the game at 59 percent.

Garrison Brooks scored a career-high 35 points to lead the Tar Heels before fouling out late in the game.

## GEORGIA TECH (7-7, 2-2 ACC)

Player	FG-A	3P-A	FT-A	Reb	PF	Pts	A	TO	Bk	S	MIN
Usher, Jordan*	3-7	1-2	0-0	3	1	7	2	1	0	2	22
Wright, Moses*	9-13	0-0	4-7	7	3	22	1	3	2	0	38
Banks III, James*	5-8	0-0	2-3	7	4	12	0	0	2	0	32
Devoe, Michael*	2-5	0-2	0-0	3	4	4	2	3	0	0	23
Alvarado, Jose*	8-12	4-6	5-7	1	4	25	8	3	0	6	28
Cole, Evan	4-7	0-2	1-1	3	1	9	2	0	0	1	16
Parham, Bubba	2-5	1-2	6-6	3	3	11	3	2	0	2	27
Moore, Khalid	1-1	0-0	0-0	1	1	2	0	0	0	0	7
Price, Asanti	2-3	0-0	0-0	1	0	4	1	1	0	0	7
<b>Totals</b>	<b>36-61</b>	<b>6-14</b>	<b>18-24</b>	<b>30</b>	<b>21</b>	<b>96</b>	<b>19</b>	<b>13</b>	<b>4</b>	<b>11</b>	<b>200</b>
FG%	1st Half: 19-34 55.9%		2nd Half: 17-27 63.0%		Game: 59.0%						
3FG%	1st Half: 3-9 33.3%		2nd Half: 3-5 60.0%		Game: 42.9%						
FT%	1st Half: 6-8 75.0%		2nd Half: 12-16 75.0%		Game: 75.0%						

## NORTH CAROLINA (8-6, 1-2 ACC)

Player	FG-A	3P-A	FT-A	Reb	PF	Pts	A	TO	Bk	S	MIN
Bacot, Armando	1-6	0-0	2-3	3	3	4	2	2	0	1	16
Brooks, Garrison	9-18	0-0	17-18	11	5	35	2	1	0	1	36
Black, Leaky	4-7	0-0	0-0	4	2	8	0	0	1	1	28
Robinson, Brandon	4-11	4-9	0-0	2	2	12	6	3	0	4	34
Francis, Jeremiah	1-8	1-2	2-2	2	1	5	2	3	0	1	28
Rush, Shea	0-0	0-0	0-0	0	0	0	0	1	0	0	2
Miller, Walker	0-1	0-0	0-0	0	1	0	0	0	0	0	2
Smith, K.J.	1-1	0-0	0-0	0	0	2	1	1	0	0	10
Pierce, Justin	4-6	1-2	2-4	3	3	11	3	0	0	0	25
O'Han, Robbie	0-0	0-0	0-0	0	1	0	0	0	0	0	1
Huffman, Brandon	0-0	0-0	0-0	0	0	0	0	0	0	0	2
Keeling, Christian	3-5	0-1	0-0	2	6	1	4	1	1	1	16
<b>Totals</b>	<b>27-63</b>	<b>6-14</b>	<b>23-27</b>	<b>34</b>	<b>20</b>	<b>83</b>	<b>17</b>	<b>15</b>	<b>2</b>	<b>9</b>	<b>200</b>
FG%	1st Half: 7-23 30.4%		2nd Half: 20-40 50.0%		Game: 42.9%						
3FG%	1st Half: 1-3 33.3%		2nd Half: 5-11 45.5%		Game: 42.9%						
FT%	1st Half: 12-14 85.7%		2nd Half: 11-13 84.6%		Game: 85.2%						

Score by Periods	1st	2nd	Total
Georgia Tech	47	49	96
North Carolina	27	56	83

Officials: Brian Dorsey, Lee Cassell, Sean Hull

Attendance: 21099

Points in the paint-GT 58, NC 34. Points off turnovers-GT 21, NC 19.

2nd chance points-GT 12, NC 19. Fast break points-GT 8, NC 10.

Bench points-GT 26, NC 19. Score tied 0 times. Lead changed 0 times.

Last FG-GT 2nd-00:22, NC 2nd-00:09.

Largest lead-GT by 24 1st-07:08, NC None.

GT led for 39:10. NC led for 00:00. Game was tied for 00:50.

## GAME 15

## #2/2 Duke 73, Georgia Tech 64

Jan. 8, 2020 • McCamish Pavilion

Playing at home for the first time in three weeks, Georgia Tech pushed No. 2 Duke to the brink, but a scoring drought over the final three minutes doomed it in the ACC loss to the Blue Devils.

The Yellow Jackets (7-8, 2-3 ACC) battled furiously, jumping out to a 14-6 lead to start the game, before using a 9-0 in the second half to regain the lead 59-58. The Blue Devils (14-1, 4-0 ACC) capitalized on Tech's cold-streak, going on a 12-3 run over the final 4:17 of the game to get the decision.

Tech was led by junior guard Jose Alvarado's 18 points and five assists as he finished as one of four Jackets in double figures. He joined senior James Banks III (14), junior Moses Wright (12) and sophomore Michael Devoe (12), with Banks III hauling in his fourth double-double of the year and Wright his fifth. Banks III finished with a season-high 15 rebounds, with seven blocks to boot, while Wright dragged down 10 boards, helping Tech hold a 39-30 rebounding edge on the night.

Duke's Tre Jones led the way with 14 points, eight rebounds and seven assists, while Cassius Stanley (14), Vernon Carey (11) and Matthew Hurt (11) rounded out the other double-figure scorers.

## DUKE (14-1, 4-0 ACC)

Player	FG-A	3P-A	FT-A	Reb	PF	Pts	A	TO	Bk	S	MIN
Baker, Joey*	0-0	0-0	0-0	0	1	0	0	1	0	0	4
Hurt, Matthew*	4-13	3-7	0-0	6	2	11	1	2	2	0	33
Carey, Vernon*	6-14	0-0	2-3	6	3	14	0	4	0	0	25
Stanley, Cassius*	6-9	0-1	2-3	3	4	14	1	0	1	1	27
Jones, Tre*	5-7	1-1	5-10	8	2	16	7	4	1	4	39
DeLaurier, Javin	1-1	0-0	2-2	3	3	4	2	0	2	0	15
Goldwire, Jordan	1-2	0-0	0-2	0	2	2	2	2	0	3	37
O'Connell, Alex	4-6	1-2	0-1	1	0	9	0	0	0	1	13
White, Jack	1-2	1-1	0-0	0	0	3	0	0	1	0	7
<b>Totals</b>	<b>28-54</b>	<b>6-12</b>	<b>11-21</b>	<b>30</b>	<b>17</b>	<b>73</b>	<b>13</b>	<b>14</b>	<b>7</b>	<b>9</b>	<b>200</b>
FG%	1st Half: 17-32 53.1%		2nd Half: 11-22 50.0%		Game: 51.9%						
3FG%	1st Half: 4-9 44.4%		2nd Half: 2-3 66.7%		Game: 50.0%						
FT%	1st Half: 2-4 50.0%		2nd Half: 9-17 52.9%		Game: 52.4%						

## GEORGIA TECH (7-8, 2-3 ACC)

Player	FG-A	3P-A	FT-A	Reb	PF	Pts	A	TO	Bk	S	MIN
Usher, Jordan*	0-4	0-1	0-0	1	1	0	1	1	0	0	21
Wright, Moses*	5-17	0-2	2-3	10	4	12	3	2	0	1	33
Banks III, James*	5-13	0-0	4-4	15	4	14	0	2	7	1	36
Devoe, Michael*	3-11	1-6	5-6	1	3	12	4	4	0	4	39
Alvarado, Jose*	7-12	2-4	2-2	1	3	18	5	4	0	2	36
Cole, Evan	1-2	0-0	0-0	1	0	2	0	0	0	0	8
Parham, Bubba	2-4	2-3	0-0	6	3	6	0	2	0	0	24
Moore, Khalid	0-1	0-0	0-0	0	0	0	0	0	0	0	3
<b>Totals</b>	<b>23-64</b>	<b>5-16</b>	<b>13-15</b>	<b>39</b>	<b>18</b>	<b>64</b>	<b>13</b>	<b>17</b>	<b>7</b>	<b>8</b>	<b>200</b>



## 2019-20 GAME SUMMARIES

## GAME 16

## Georgia Tech 71, Boston College 52

Jan. 8, 2020 • McCamish Pavilion

Moses Wright notched his sixth double-double of the season with 18 points and 10 boards as Georgia Tech took a convincing 71-52 road decision over Boston College.

Georgia Tech (8-8, 3-3 ACC) shot 51 percent from the field and outscored Boston College (9-7, 3-2 ACC) in the paint, 42-18, as the Jackets led for nearly the entire game. Tech improved to 3-1 in ACC road games this season.

James Banks III had 13 points on 5-for-7 shooting with five rebounds and four blocked shots and Jordan Usher added 13 (5-for-7) and pulled down six boards.

The Yellow Jackets held Boston College without a field goal for roughly six minutes of the first half and led by as many as nine, taking a 31-23 lead into the half. Tech held the Eagles to 8-for-27 (30 pct.) from the field in the first half while the Jackets shot 13-for-26 (50 pct.) behind Banks, Wright and Usher, who accounted for 25 of the Jackets' 31 first-half points.

Tech got off to a fast start in the second half, hitting three of their first four from the field to increase their lead to 13. The Jackets went 4-for-8 from three-point range in the second half after starting the game 0-for-4 from long range. They held Boston College to just 17 percent (3-for-18) from deep for the game.

Boston College, who had beaten Virginia earlier this week and won five of its last six games, was led by CJ Felder, who scored 13 points. Steffon Mitchell added a double-double with 10 points and 11 rebounds.

## GEORGIA TECH (8-8, 3-3 ACC)

Player	FG-A	3P-A	FT-A	Reb	PF	Pts	A	TO	Bk	S	MIN
Usher, Jordan*	5-7	0-1	3-3	6	0	13	2	3	0	0	25
Wright, Moses*	8-12	0-0	2-4	10	3	18	0	2	0	0	31
Banks III, James*	5-7	0-0	3-4	5	4	13	1	2	4	0	29
Devoe, Michael*	3-11	1-4	2-3	2	1	9	3	3	0	2	32
Alvarado, Jose*	2-7	2-4	3-4	5	1	9	8	1	1	1	34
Phillips, Shembari	0-2	0-1	0-0	0	0	0	1	0	0	0	3
Cole, Evan	2-4	0-1	0-0	3	1	4	1	1	0	0	9
Parham, Bubba	2-3	1-1	0-0	6	5	5	2	2	0	1	27
Moore, Khalid	0-0	0-0	0-0	0	1	0	0	0	0	0	3
Didenko, David	0-0	0-0	0-0	0	0	0	0	0	0	0	1
Price, Asanti	0-0	0-0	0-0	1	2	0	0	0	0	0	6
<b>Totals</b>	<b>27-53</b>	<b>4-12</b>	<b>13-18</b>	<b>40</b>	<b>18</b>	<b>71</b>	<b>18</b>	<b>15</b>	<b>5</b>	<b>4</b>	<b>200</b>
FG%	1st Half: 13-26 50.0%		2nd Half: 14-27 51.9%		Game: 50.9%						
3FG%	1st Half: 0-4 0.0%		2nd Half: 4-8 50.0%		Game: 33.3%						
FT%	1st Half: 5-6 83.3%		2nd Half: 8-12 66.7%		Game: 72.2%						

## BOSTON COLLEGE (9-7, 3-2 ACC)

Player	FG-A	3P-A	FT-A	Reb	PF	Pts	A	TO	Bk	S	MIN
Felder, CJ*	3-12	0-0	7-8	7	2	13	0	1	1	2	35
Mitchell, Steffon*	4-8	0-2	2-6	11	4	10	1	0	2	3	37
Rishwain, Julian*	1-4	1-3	0-0	7	1	3	1	2	0	1	25
Hamilton, Jared*	4-10	0-4	0-0	3	5	8	1	2	0	2	28
Heath, Jay*	2-10	1-3	4-6	2	1	9	3	0	0	1	39
Hamilton, Jaius	3-10	1-5	0-0	2	1	7	1	3	0	0	22
Kraljevic, Luka	0-0	0-0	0-0	0	0	0	0	0	0	0	1
Williams, Kamari	0-1	0-0	0-0	0	0	0	0	2	0	0	5
Herren Jr., Chris	0-2	0-1	2-2	1	0	2	1	0	0	0	8
<b>Totals</b>	<b>17-57</b>	<b>3-18</b>	<b>15-22</b>	<b>34</b>	<b>14</b>	<b>52</b>	<b>8</b>	<b>12</b>	<b>3</b>	<b>9</b>	<b>200</b>
FG%	1st Half: 8-27 29.6%		2nd Half: 9-30 30.0%		Game: 29.8%						
3FG%	1st Half: 2-10 20.0%		2nd Half: 1-8 12.5%		Game: 16.7%						
FT%	1st Half: 5-7 71.4%		2nd Half: 10-15 66.7%		Game: 68.2%						

## Score by Periods

	1st	2nd	Total
Georgia Tech	31	40	71
Boston College	23	29	52

Officials: John Gaffney, Jerry Heater, Justin Porterfield

Attendance: 6217

Points in the paint-GT 42,BC 18. Points off turnovers-GT 12,BC 13.

2nd chance points-GT 11,BC 9. Fast break points-GT 6,BC 4.

Bench points-GT 9,BC 9. Score tied-4 times. Lead changed-2 times.

Last FG-GT 2nd-00:29, BC 2nd-02:22.

Largest lead-GT by 21 2nd-03:03, BC by 1 1st-11:16.

GT led for 34:55, BC led for 00:13. Game was tied for 04:52.

## GAME 17

## Notre Dame 78, Georgia Tech 74

Jan. 15, 2020 • McCamish Pavilion

Michael Devoe scored 22 points and came up one rebound shy of a double-double, but Georgia Tech came up short down the stretch against Notre Dame, falling 78-74.

The Yellow Jackets (8-9, 3-4 ACC) shot 50 percent on the night, including 66.7 percent in the second half, but the Fighting Irish (11-6, 2-4 ACC) developed a small lead late thanks to second-chance points and a dagger three-pointer from T.J. Gibbs with 1:04 left on the clock. Tech hit 15 of its last 19 shots from the floor in the game, but Notre Dame knocked down 13 of its last 16.

It was the sixth 20-point game of the season for Devoe, who matched his career best with nine rebounds and hit 9-of-15 shots from the floor. Also scoring in double digits was Moses Wright (16) and James Banks III (10).

Leading the way for Notre Dame was Prentiss Hubb, who scored with 25 points. Gibbs (17), Dane Goodwin (15) and John Mooney (10) also reached double-digit scoring marks on the night, while Mooney also finished with 13 boards.

## NOTRE DAME (11-6, 2-4 ACC)

Player	FG-A	3P-A	FT-A	Reb	PF	Pts	A	TO	Bk	S	MIN
Durham, Juwan*	4-6	0-0	0-0	4	2	8	0	1	0	0	15
Mooney, John*	4-12	0-4	2-2	14	2	10	1	2	2	3	36
Pflueger, Rex*	0-4	0-3	0-0	5	2	0	2	2	0	1	33
Hubb, Prentiss*	8-16	3-8	6-8	3	2	25	3	2	0	2	34
Gibbs, T.J.*	6-12	2-4	3-4	1	4	17	3	1	0	0	36
Laszewski, Nate	1-4	0-3	1-1	1	2	3	0	0	1	0	16
Goodwin, Dane	5-11	3-4	2-4	3	4	15	0	0	0	0	30
<b>Totals</b>	<b>28-65</b>	<b>8-26</b>	<b>14-19</b>	<b>33</b>	<b>18</b>	<b>78</b>	<b>9</b>	<b>8</b>	<b>3</b>	<b>6</b>	<b>200</b>
FG%	1st Half: 11-33 33.3%		2nd Half: 17-32 53.1%		Game: 43.1%						
3FG%	1st Half: 4-13 30.8%		2nd Half: 4-13 30.8%		Game: 30.8%						
FT%	1st Half: 3-3 100%		2nd Half: 11-16 68.8%		Game: 73.7%						

## GEORGIA TECH (8-9, 3-4 ACC)

Player	FG-A	3P-A	FT-A	Reb	PF	Pts	A	TO	Bk	S	MIN
Usher, Jordan*	4-10	0-2	0-0	3	0	8	2	1	1	2	31
Wright, Moses*	6-11	0-1	4-5	5	2	16	1	4	1	0	26
Banks III, James*	4-6	0-0	2-3	6	2	10	0	0	0	1	35
Devoe, Michael*	9-15	2-4	2-3	9	3	22	2	1	0	1	38
Alvarado, Jose*	3-7	1-4	0-0	5	5	7	9	3	0	0	33
Cole, Evan	0-1	0-0	2-4	2	0	2	0	0	0	0	6
Parham, Bubba	3-6	1-3	0-0	2	4	7	1	3	0	0	27
Moore, Khalid	0-0	0-0	0-0	0	1	0	0	0	0	0	0+
Price, Asanti	1-2	0-1	0-0	0	0	2	0	0	0	0	4
<b>Totals</b>	<b>30-58</b>	<b>4-15</b>	<b>10-15</b>	<b>32</b>	<b>17</b>	<b>74</b>	<b>15</b>	<b>13</b>	<b>2</b>	<b>4</b>	<b>200</b>
FG%	1st Half: 11-30 36.7%		2nd Half: 19-28 67.9%		Game: 51.7%						
3FG%	1st Half: 2-8 25.0%		2nd Half: 2-7 28.6%		Game: 26.7%						
FT%	1st Half: 3-6 50.0%		2nd Half: 7-9 77.8%		Game: 66.7%						

## Score by Periods

	1st	2nd	Total
Notre Dame	29	49	78
Georgia Tech	27	47	74

Officials: Brent Hampton, Raymie Styons, Tony Henderson

Attendance: 5899

Points in the paint-ND 32,GT 48. Points off turnovers-ND 14,GT 13.

2nd chance points-ND 12,GT 10. Fast break points-ND 8,GT 9.

Bench points-ND 18,GT 11. Score tied-12 times. Lead changed-10 times.

Last FG-ND 2nd-01:04, GT 2nd-00:06.

Largest lead-ND by 7 1st-06:33, GT by 6 2nd-10:19.

ND led for 19:42. GT led for 09:54. Game was tied for 10:24.

## GAME 18

## Virginia 63, Georgia Tech 58

Jan. 18, 2020 • McCamish Pavilion

Georgia Tech put on a 9-0 run in the second half to pull within three, but was unable to get over the hump, dropping a 63-58 ACC contest to Virginia for its second straight loss.

The Yellow Jackets (8-10, 3-5 ACC) shot right at 50 percent overall and tallied their highest point total against Virginia in six years, while the Cavaliers (12-5, 4-3 ACC) finished a shade below at 47.2 percent.

Leading the way offensively for Tech was Jose Alvarado, who finished with a game-high 20 points off 8-of-14 shooting. Also finishing in double digits was James Banks III, who was just one rebound shy of a double-double at 10 and nine.

UVA finished with three double-digit scorers on the night. Jay Huff and Mamadi Diakite led the way with 17 points apiece, while Braxton Key finished with 10..

## VIRGINIA (12-5, 4-3 ACC)

Player	FG-A	3P-A	FT-A	Reb	PF	Pts	A	TO	Bk	S	MIN
Diakite, Mamadi*	6-14	0-1	5-6	6	3	17	0	5	2	0	32
Huff, Jay*	7-10	1-1	2-2	8	3	17	2	1	6	0	34
Clark, Kihei*	3-7	0-2	1-4	3	1	7	7	2	0	3	40
Key, Braxton*	5-10	0-2	0-4	6	1	10	6	2	0	2	39
Woldenskas, Tomas*	3-8	3-7	0-0	2	3	9	2	1	1	3	32
Morsell, Casey*	0-0	0-0	0-0	1	1	0	0	0	0	0	4
Stattmann, Kody*	1-4	1-3	0-0	0	1	3	0	0	0	0	19
<b>Totals</b>	<b>25-53</b>	<b>5-16</b>	<b>8-16</b>	<b>30</b>	<b>13</b>	<b>63</b>	<b>17</b>	<b>12</b>	<b>9</b>	<b>8</b>	<b>200</b>
FG%	1st Half: 13-27 48.1%		2nd Half: 12-26 46.2%		Game: 47.2%						
3FG%	1st Half: 3-6 50.0%		2nd Half: 2-10 20.0%		Game: 31.3%						
FT%	1st Half: 4-7 57.1%		2nd Half: 4-9 44.4%		Game: 50.0%						

## GEORGIA TECH (8-10, 3-5 ACC)

Player	FG-A	3P-A	FT-A	Reb	PF	Pts	A	TO	Bk	S	MIN
Usher, Jordan*	2-4	1-1	1-4	1	2	6	1	3	0	0	20
Wright, Moses*	3-10	1-2	0-0	5	3	7	1	3	0	2	32
Banks III, James*	5-9	0-0	0-0	9	4	10	5	3	1	3	36
Devoe, Michael*	3-3	0-0	0-0	5	1	6	4	5	0	0	34
Alvarado, Jose*	8-14	2-7	2-3	2	4	20	2	2	0	2	35
Cole, Evan	3-6	0-1	0-2	4	1	6	1	0	0	0	15
Parham, Bubba	1-4	1-3	0-0	4	4	3	2	2	0	2	28
<b>Totals</b>	<b>25-50</b>	<b>5-14</b>	<b>3-9</b>	<b>31</b>	<b>19</b>	<b>58</b>	<b>16</b>	<b>18</b>	<b>1</b>	<b>9</b>	<b>200</b>
FG%	1st Half: 11-18 61.1%		2nd Half: 14-32 43.8%		Game: 50.0%						
3FG%	1st Half: 2-4 50.0%		2nd Half: 3-10 30.0%		Game: 35.7%						
FT%	1st Half: 1-2 50.0%		2nd Half: 2-7 28.6%		Game: 33.3%						

## Score by Periods

Virginia	33	30	63
Georgia Tech	25	33	58

## 2019-20 GAME SUMMARIES

## GAME 19

## Louisville 68, Georgia Tech 64

Jan. 22, 2020 • Louisville, Ky.

Michael Devoe scored a game-high 21 points, but his potential go-ahead three in the game's final seconds came up short after Georgia Tech battled back from a late double-digit deficit and fell to No. 6 Louisville, 68-64 at the KFC Yum! Center.

Trailing by 11 with just under five minutes the play, Georgia Tech (8-11, 3-6 ACC) went on a 10-0 run and cut the deficit to just one on a drive and dish from Devoe to James Banks III with 1:12 left. After forcing a turnover on the other end, Jose Alvarado and Moses Wright each missed shot attempts before fouling Malik Williams, who converted one of two free throws to put Louisville up by two. But Devoe's open three-point attempt from straight away bounced off the front of the rim as Louisville (16-3, 7-1 ACC) escaped to win its fifth straight game.

Devoe led four Jackets in double figures, scoring a game-high 21 points while hitting 7-of-14 shots from the floor. Alvarado scored 13 and added a career-high 10 rebounds, Banks added 12 points and seven boards and Wright chipped in 11.

## GEORGIA TECH (8-11, 3-6 ACC)

Player	FG-A	3P-A	FT-A	Reb	PF	Pts	A	TO	Bk	S	MIN
Usher, Jordan*	2-7	0-2	3-4	5	5	7	2	3	0	1	31
Wright, Moses*	4-7	1-2	2-4	3	2	11	1	3	2	0	37
Banks III, James*	5-8	0-0	2-2	7	4	12	0	1	2	0	33
Devoe, Michael*	7-14	2-6	5-6	4	1	21	3	2	0	1	37
Alvarado, Jose*	4-11	2-7	3-4	10	0	13	2	6	0	1	39
Cole, Evan	0-1	0-0	0-0	0	1	0	0	1	0	0	4
Parham, Bubba	0-0	0-0	0-0	1	5	0	3	0	0	1	19
<b>Totals</b>	<b>22-48</b>	<b>5-17</b>	<b>15-20</b>	<b>34</b>	<b>18</b>	<b>64</b>	<b>11</b>	<b>17</b>	<b>4</b>	<b>4</b>	<b>200</b>
FG%	1st Half: 13-21 61.9%		2nd Half: 9-27 33.3%		Game: 45.8%						
3FG%	1st Half: 2-6 33.3%		2nd Half: 3-11 27.3%		Game: 29.4%						
FT%	1st Half: 10-14 71.4%		2nd Half: 5-6 83.3%		Game: 75.0%						

## LOUISVILLE (16-3, 7-1 ACC)

Player	FG-A	3P-A	FT-A	Reb	PF	Pts	A	TO	Bk	S	MIN
Sutton, Dwayne*	1-4	1-3	0-0	6	3	3	3	0	0	2	26
Nwora, Jordan*	3-11	2-4	2-4	7	2	10	1	2	0	1	34
Enoch, Steven*	5-9	0-0	3-4	3	2	13	0	0	0	0	18
Kimble, Lamarr*	2-5	1-3	0-0	2	1	5	3	2	0	1	27
Perry, Darius*	2-7	1-5	0-0	2	1	5	2	0	0	0	30
Williams, Malik	3-8	0-2	7-12	6	1	13	0	1	3	0	22
Williamson, Samuel*	2-3	1-1	0-0	3	2	5	1	1	0	1	17
Johnson, David	5-9	0-1	0-1	1	4	10	1	2	0	3	15
Nickelberry, Josh	0-0	0-0	0-0	0	1	0	0	0	0	0	1
McMahon, Ryan	1-2	0-1	2-2	1	0	4	1	2	0	1	10
<b>Totals</b>	<b>24-58</b>	<b>6-20</b>	<b>14-23</b>	<b>33</b>	<b>17</b>	<b>68</b>	<b>12</b>	<b>10</b>	<b>3</b>	<b>9</b>	<b>200</b>
FG%	1st Half: 12-29 41.4%		2nd Half: 12-29 41.4%		Game: 41.4%						
3FG%	1st Half: 4-11 36.4%		2nd Half: 2-9 22.2%		Game: 30.0%						
FT%	1st Half: 4-8 50.0%		2nd Half: 10-15 66.7%		Game: 60.9%						

Score by Periods	1st	2nd	Total
Georgia Tech	38	26	64
Louisville	32	36	68

Officials: Matt Potter, Pat Driscoll, Ted Valentine

Attendance: 15001

Points in the paint-GT 30, LOU 32. Points off turnovers-GT 7, LOU 13.

2nd chance points-GT 9, LOU 15. Fast break points-GT 7, LOU 6.

Bench points-GT 0, LOU 32. Score tied-6 times. Lead changed-2 times.

Last FG-GT 2nd-01:20, LOU 2nd-05:15.

Largest lead-GT by 11 2nd-18:17, LOU by 11 2nd-05:00.

GT led for 25:24. LOU led for 10:51. Game was tied for 03:45.

## GAME 20

## Georgia Tech 64, NC State 58

Jan. 25, 2020 • McCamish Pavilion

Two second-chance tip-ins by James Banks III and a driving layup by Jose Alvarado with under two minutes left gave Georgia Tech the edge it needed to defeat NC State 64-58, snapping a three-game losing streak.

The Yellow Jackets (9-11, 4-6 ACC), led by a 26-point explosion by junior guard Alvarado, trailed by five points with 6:21 left in the game, but outscored the Wolfpack 14-3 and gave up just one field goal down the stretch. Banks' first putback gave the Jackets a 56-55 lead with 2:37 left, and the second snapped a 58-all tie with 22 seconds on the clock.

Alvarado came up huge defensively late, getting his last two steals on the Wolfpack's final two offensive possessions and hitting a pair of free throws in the final minute to keep NC State at bay. He also finished with eight rebounds, a school-record nine steals and two assists.

Junior forward Evan Cole came up big off the bench for the Yellow Jackets, scoring 11 points off 3-of-5 shooting with four rebounds. Banks III finished with six points and seven rebounds.

Leading the Wolfpack (14-6, 5-4 ACC) was Markell Johnson, who finished with 21 points on the day while Devon Daniels totaled 12 points.

## NC STATE (14-6, 5-4 ACC)

Player	FG-A	3P-A	FT-A	Reb	PF	Pts	A	TO	Bk	S	MIN
Funderburk, D.J.*	3-7	0-0	2-2	5	4	8	0	0	0	0	38
Hellems, Jericole*	1-8	0-4	4-4	4	4	6	3	4	0	0	30
Johnson, Markell*	8-16	2-8	3-5	3	0	21	4	4	0	3	38
Bryce, C.J.*	0-4	0-1	0-0	6	5	0	3	2	0	0	26
Daniels, Devon*	5-10	1-1	1-2	8	4	12	1	2	0	3	30
Beverly, Braxton	5-10	1-4	0-0	4	2	11	1	1	0	2	31
Dixon, Danny	0-2	0-0	0-0	1	0	0	1	0	0	0	7
<b>Totals</b>	<b>22-57</b>	<b>4-18</b>	<b>10-13</b>	<b>34</b>	<b>19</b>	<b>58</b>	<b>13</b>	<b>14</b>	<b>0</b>	<b>8</b>	<b>200</b>
FG%	1st Half: 12-31 38.7%		2nd Half: 10-26 38.5%		Game: 38.6%						
3FG%	1st Half: 2-10 20.0%		2nd Half: 2-8 25.0%		Game: 22.2%						
FT%	1st Half: 6-6 100%		2nd Half: 4-7 57.1%		Game: 76.9%						

## GEORGIA TECH (9-11, 4-6 ACC)

Player	FG-A	3P-A	FT-A	Reb	PF	Pts	A	TO	Bk	S	MIN
Usher, Jordan*	3-6	1-2	1-1	7	3	8	6	2	0	0	29
Wright, Moses*	2-4	0-0	0-1	3	3	4	0	2	0	1	25
Moore, Khalid*	2-3	0-0	1-1	1	5	5	0	1	0	0	22
Banks III, James*	3-6	0-0	0-0	7	1	6	1	0	2	1	31
Alvarado, Jose*	9-21	2-8	6-8	8	1	26	2	5	0	9	37
Phillips, Shembari	0-1	0-1	0-0	0	0	0	0	0	0	0	1
Cole, Evan	3-5	1-2	4-8	4	2	11	0	1	3	0	24
Parham, Bubba	1-7	0-3	2-2	1	1	4	2	1	0	0	31
<b>Totals</b>	<b>23-53</b>	<b>4-16</b>	<b>14-21</b>	<b>34</b>	<b>16</b>	<b>64</b>	<b>11</b>	<b>13</b>	<b>5</b>	<b>11</b>	<b>200</b>
FG%	1st Half: 12-26 46.2%		2nd Half: 11-27 40.7%		Game: 43.4%						
3FG%	1st Half: 4-12 33.3%		2nd Half: 0-4 0.0%		Game: 25.0%						
FT%	1st Half: 3-6 50.0%		2nd Half: 11-15 73.3%		Game: 66.7%						

Score by Periods	1st	2nd	Total
NC State	32	26	58
Georgia Tech	31	33	64

Officials: Bill Covington Jr., Brian O'Connell, Justin Porterfield

Attendance: 6794

Points in the paint-ST 26, GT 32. Points off turnovers-ST 12, GT 20.

2nd chance points-ST 7, GT 8. Fast break points-ST 13, GT 12.

Bench points-ST 11, GT 15. Score tied-7 times. Lead changed-6 times.

Last FG-ST 2nd-00:44, GT 2nd-00:00.

Largest lead-ST by 5 2nd-06:21, GT by 11 1st-10:58.

ST led for 13:25. GT led for 19:27. Game was tied for 07:08.

## GAME 21

## Georgia Tech 82, Morehouse 54

Jan. 28, 2020 • McCamish Pavilion

A combined 18-2 run over the 4:30 across the halftime break pushed the lead to 31 as Georgia Tech defeated Morehouse handily, 82-54, in its final non-conference game of the season.

The Yellow Jackets (10-11) used a well-balanced offensive effort that included 45-percent shooting from the floor, 29 points off turnovers and 32 bench points, while the Maroon Tigers (9-9) shot 38-percent from the field, including a 5-for-15 mark from downtown.

Leading Tech on the day was James Banks III, who finished one rebound shy of a double-double with 12 points and nine rebounds, in addition to four blocks. Moses Wright also finished with double figures at 11 points, while Evan Cole came off the bench to contribute seven points and 10 rebounds.

Tech had a decided advantage on the boards (45-30), assisted on 24 of 30 made field goals and hit 14 of 17 shots from the foul line. Seven different Jackets made a three-point field goal.

Morehouse was led by Michael Olmert, who finished with nine points and four rebounds on the night.

## MOREHOUSE (9-9)

Player	FG-A	3P-A	FT-A	Reb	PF	Pts	A	TO	Bk	S	MIN
Whitfield, Kairo*	1-4	0-0	0-0	2	4	2	0	1	0	1	13
Akonobi, Ollisa*	1-4	0-0	2-2	4	1	4	2	4	0	0	23
Andrews, Robert*	1-3	0-2	0-0	1	0	2	0	1	0	0	12
Olmert, Michael*	4-7	0-0	1-4	4	1	9	3	3	0	2	33
Gooden, Tremell*	3-10	0-2	0-0	3	3	6	2	3	0	0	22
Bailey, Frank*	0-0	0-0	0-0	0	1	0	0	0	0	0	1
Kennedy, Malik	2-7	1-3	2-2	1	2	7	0	1	0	1	18
Adley, Jarius	1-2	0-0	2-4	1	0	4	1	0	0	0	6
Brown, Chris	0-0	0-0	0-0	0	0	0	0	0	0	1	3
Powell, Kevin	1-2	0-0	0-0	2	0	2	0	2	1	0	8
Heard, Keith	0-0	0-0	0-0	0	1	0	0	1	2	0	3
Alexander, Julian	3-5	2-3	0-0	1	1	8	1	2	0	0	16
Brewer, Xavier	1-5	1-3	0-0	7	4	3	1	1	0	1	28
Butler, Devonte	1-2	1-1	0-1	1	0	3	0	1	0	0	9
Sterling, Jordan	2-4	0-1	0-0	2	0	4	0	1	0	0	5
<b>Totals</b>	<b>21-55</b>	<b>5-15</b>	<b>7-13</b>	<b>30</b>	<b>18</b>	<b>54</b>	<b>10</b>	<b>19</b>	<b>7</b>	<b>6</b>	<b>200</b>
FG%	1st Half: 8-26 30.8%		2nd Half: 13-29 44.8%		Game: 38.2%						
3FG%	1st Half: 1-6 16.7%		2nd Half: 4-9 44.4%		Game: 33.3%						
FT%	1st Half: 5-7 71.4%		2nd Half: 2-6 33.3%		Game: 53.8%						

## GEORGIA TECH (10-11)

Player	FG-A	3P-A	FT-A	Reb	PF	Pts	A	TO	Bk	S	MIN
Usher, Jordan	4-5	0-1	1-1	3	2	9	6	1	0	4	14
Wright, Moses	4-5	0-0	3-4	4	0	11	1	1	0	0	17
Moore, Khalid	3-3	2-2	1-2	1	0	9	1	0	0	0	18
Banks III, James	4-5	0-0	4-4	9	3	12	0	1	4	1	17
Alvarado, Jose	4-9	1-3	0-0	1	2	9	3	1	0	1	19
Phillips, Shembari	2-9	0-3	3-4	4	1	7	5	0	0	0	19
Cole, Evan	3-10	1-2	0-0	10	2	7	1	2	0	0	21
Parham, Bubba	2-4	1-2	0-0	0	4	5	2	2	1	1	23
Boyd, Coleman	1-3	1-3	0-0	0	0	3	2	0	0	1	5
Didenko, David	1-5	1-4	0-0	3	0	3	0	1	1	1	16
Price, Asanti	1-7	1-4	2-2	4	0	5	2	3	0	0	27
Broadway, Niko	1-2	0-0	0-0	3	1	2	1	0	0	0	2
Medlock, Shaheed	0-0	0-0	0-0	0	1	0	0	1	0	0	2
Totals	30-67	8-24	14-17	45	16	82	24	13	6	9	200
FG%	1st Half: 15-30 50.0%			2nd Half: 15-37 40.5%			Game: 44.8%				
FT%	1st Half: 3-10 30.0%			2nd Half: 5-14 35.7%			Game: 33.3%				
TRB	1st Half: 11-13 84.6%			2nd Half: 3-4 75.0%			Game: 82.4%				



## 2019-20 GAME SUMMARIES

## GAME 22

## Notre Dame 80, Georgia Tech 72

Feb. 1, 2020 • South Bend, Ind.

Jose Alvarado scored 25 points and James Banks III added a double-double, but Georgia Tech surrendered an 80-72 ACC defeat and a season sweep at the hands of Notre Dame at Purcell Pavilion.

The Fighting Irish (13-8, 4-6 ACC), who got nine three-point field goals as a team and 28 points and 10 rebounds from John Mooney, grabbed a three-point lead at intermission and never allowed the Jackets to get closer than that in the second half.

The Yellow Jackets (10-12, 4-7 ACC) dominated the boards and got 25 points from second chances, and turned the ball over just five times, a season low, but missed a large number of shots close to the basket and finished at 40.5 percent from the floor. Notre Dame generated good shots through their offense and hit 47.1 percent of them. In addition, the Fighting Irish hit 23 of 28 free throw tries.

Banks posted his fifth double-double this season with 13 points (5-8 FG) and 10 rebounds, and Moses Wright scored 17 points (8-17 FG) with eight rebounds before fouling out.

Alvarado hit 10 of 19 shots from the floor and knocked down three three-point field goals, but the Jackets went only 4-for-18 from distance as a team.

T.J. Gibbs scored 19 points for the Fighting Irish, while Nate Laszewski added 14 and Rex Pflueger 13.

## GEORGIA TECH (10-12, 4-7 ACC)

Player	FG-A	3P-A	FT-A	Reb	PF	Pts	A	TO	Bk	S	MIN
Usher, Jordan*	3-13	0-4	2-2	4	4	8	1	1	0	2	29
Wright, Moses*	8-17	0-2	1-2	8	5	17	4	1	3	0	32
Moore, Khalid*	0-6	0-1	0-0	2	1	0	0	0	0	0	13
Banks III, James*	5-8	0-0	3-4	10	4	13	2	0	1	2	33
Alvarado, Jose*	10-19	3-7	2-4	6	3	25	1	2	0	1	40
Cole, Evan	3-7	0-1	0-0	5	2	6	0	1	0	0	17
Parham, Bubba	1-4	1-3	0-0	4	3	3	1	0	0	0	36
<b>Totals</b>	<b>30-74</b>	<b>4-18</b>	<b>8-12</b>	<b>42</b>	<b>22</b>	<b>72</b>	<b>9</b>	<b>5</b>	<b>4</b>	<b>5</b>	<b>200</b>
FG%	1st Half: 14-38 36.8%		2nd Half: 16-36 44.4%		Game: 40.5%						
3FG%	1st Half: 2-8 25.0%		2nd Half: 2-10 20.0%		Game: 22.2%						
FT%	1st Half: 3-4 75.0%		2nd Half: 5-8 62.5%		Game: 66.7%						

## NOTRE DAME (13-8, 4-6 ACC)

Player	FG-A	3P-A	FT-A	Reb	PF	Pts	A	TO	Bk	S	MIN
Durham, Juwan*	0-3	0-0	0-0	1	1	0	2	1	1	1	10
Mooney, John*	9-18	2-5	8-9	10	2	28	1	2	1	0	34
Pflueger, Rex*	3-3	2-2	5-6	2	1	13	3	2	0	1	31
Hubb, Prentiss*	1-6	0-5	1-2	4	1	3	5	1	0	0	36
Gibbs, T.J.*	5-9	2-4	7-8	1	1	19	1	2	0	0	39
Djogo, Nikola	0-1	0-1	0-0	1	0	0	0	0	0	0	3
Laszewski, Nate	1-3	1-3	0-0	4	2	3	0	0	0	0	18
Goodwin, Dane	5-8	2-4	2-3	5	1	14	1	0	0	0	29
Morgan, Elijah	0-0	0-0	0-0	0	0	0	0	0	0	0	0+
<b>Totals</b>	<b>24-51</b>	<b>9-24</b>	<b>23-28</b>	<b>32</b>	<b>9</b>	<b>80</b>	<b>13</b>	<b>8</b>	<b>2</b>	<b>2</b>	<b>200</b>
FG%	1st Half: 12-25 48.0%		2nd Half: 12-26 46.2%		Game: 47.1%						
3FG%	1st Half: 6-15 40.0%		2nd Half: 3-9 33.3%		Game: 37.5%						
FT%	1st Half: 6-7 85.7%		2nd Half: 17-21 81.0%		Game: 82.1%						

Score by Periods	1st	2nd	Total
Georgia Tech	33	39	72
Notre Dame	36	44	80

Officials: Mike Eades, Brian Dorsey, Tommy Morrissey

Attendance: 8240

Points in the paint-GT 44,ND 18. Points off turnovers-GT 6,ND 4.

2nd chance points-GT 25,ND 9. Fast break points-GT 1,ND 6.

Bench points-GT 9,ND 17. Score tied-13 times. Lead changed-9 times.

Last FG-GT 2nd-00:18, ND 2nd-03:16.

Largest lead-GT by 4 1st-03:30, ND by 12 2nd-03:56.

GT led for 05:44. ND led for 25:53. Game was tied for 08:23.

## GAME 23

## Georgia Tech 76, Virginia Tech 57

Feb. 4, 2020 • McCamish Pavilion

Junior Jose Alvarado made eight of his first nine shots from the floor and outscored Virginia Tech himself 19-18 in the first half, sparking Georgia Tech to a decisive ACC win and its third triumph in the last four games.

In a game of runs for the Yellow Jackets (11-12, 5-7 ACC), they finished the first half on a 12-2 run including six straight points to close for a 38-18 cushion at intermission, before pushing the lead to 30 with a 13-2 run to kick things off in the second half.

The Hokies (14-9, 5-7 ACC) struggled offensively at times, getting held to just 38.9 percent shooting, and the ACC's leading three-point shooting team could convert only an icy 17.4 percent from downtown (4-for-23).

Georgia Tech on the other hand, shot 52.7 percent from the floor, its second-highest rate of the season, and a season-best 44.4 percent from three-point land en route to the win. Alvarado finished with 20 total points on the night, adding six assists, two steals and just one turnover in just over 29 minutes on the floor. Michael Devoe finished with 12 points and five rebounds, while Moses Wright (14) and Bubba Parham (10) also finished in double-figures. Wright also pulled in seven rebounds.

Leading Virginia Tech offensively was Tyrece Radford, who finished with 12 points, while Landers Nolley II recorded 10 points and seven rebounds for the game.

## VIRGINIA TECH (14-9, 5-7 ACC)

Player	FG-A	3P-A	FT-A	Reb	PF	Pts	A	TO	Bk	S	MIN
Nolley II, Landers*	4-14	1-9	1-2	7	3	10	2	3	0	0	27
Horne, P.J.*	2-4	1-2	0-2	3	3	5	0	1	1	0	27
Bede, Wabissa*	1-1	1-1	0-0	1	3	3	2	1	2	0	15
Alleyne, Nahiem*	2-5	1-4	0-0	2	3	5	2	1	0	0	31
Radford, Tyrece*	5-9	0-0	2-4	3	1	12	1	1	0	0	26
Cattoor, Hunter	1-5	0-2	0-0	2	0	2	3	0	0	0	19
Wilkins, Isaiah	3-11	0-3	1-2	3	0	7	1	0	0	4	18
Cone, Jalen	0-3	0-2	7-7	0	1	7	1	1	0	0	24
Ojajako, John	1-1	0-0	0-0	1	1	2	0	0	0	0	5
Johnson, Brandon	2-2	0-0	0-1	5	2	4	0	0	0	0	8
<b>Totals</b>	<b>21-55</b>	<b>4-23</b>	<b>11-18</b>	<b>30</b>	<b>17</b>	<b>57</b>	<b>12</b>	<b>10</b>	<b>3</b>	<b>4</b>	<b>200</b>
FG%	1st Half: 8-26 30.8%		2nd Half: 13-29 44.8%		Game: 38.2%						
3FG%	1st Half: 2-13 15.4%		2nd Half: 2-10 20.0%		Game: 17.4%						
FT%	1st Half: 0-4 0.0%		2nd Half: 11-14 78.6%		Game: 61.1%						

## GEORGIA TECH (11-12, 5-7 ACC)

Player	FG-A	3P-A	FT-A	Reb	PF	Pts	A	TO	Bk	S	MIN
Usher, Jordan*	3-5	0-1	2-2	3	3	8	2	2	1	0	29
Wright, Moses*	5-10	0-0	4-9	7	3	14	0	1	0	0	32
Banks III, James*	3-5	0-0	0-2	7	2	6	1	0	1	0	29
Devoe, Michael*	5-9	2-5	0-0	5	2	12	4	1	0	1	32
Alvarado, Jose*	8-14	3-6	1-2	3	2	20	6	1	0	2	30
Phillips, Shembari	1-1	1-1	0-2	1	0	3	0	0	0	0	3
Parham, Bubba	4-7	2-4	0-0	2	4	10	1	2	0	1	22
Moore, Khalid	0-2	0-0	3-4	3	0	3	1	1	1	0	17
Boyd, Coleman	0-1	0-1	0-0	1	1	0	0	0	0	0	1
Didenko, David	0-0	0-0	0-0	2	0	0	0	0	0	0	2
Price, Asanti	0-0	0-0	0-0	0	0	0	0	2	0	0	2
Broadway, Niko	0-1	0-0	0-0	1	1	0	0	0	0	0	1
<b>Totals</b>	<b>29-55</b>	<b>8-18</b>	<b>10-21</b>	<b>37</b>	<b>18</b>	<b>76</b>	<b>15</b>	<b>10</b>	<b>3</b>	<b>4</b>	<b>200</b>
FG%	1st Half: 16-29 55.2%		2nd Half: 13-26 50.0%		Game: 52.7%						
3FG%	1st Half: 4-8 50.0%		2nd Half: 4-10 40.0%		Game: 44.4%						
FT%	1st Half: 2-2 100%		2nd Half: 8-19 42.1%		Game: 47.6%						

Score by Periods	1st	2nd	Total
Georgia Tech	18	39	57
Virginia Tech	38	38	76

Officials: Tony Henderson, Ted Valentine, James Breeding

Attendance: 4727

Points in the paint-VT 22,GT 34. Points off turnovers-VT 11,GT 14.

2nd chance points-VT 10,GT 6. Fast break points-VT 8,GT 8.

Bench points-VT 22,GT 16. Score tied-0 times. Lead changed-0 times.

Last FG-VT 2nd-03:12, GT 2nd-00:20.

Largest lead-VT None, GT by 30 2nd-13:21.

VT led for 00:00. GT led for 39:25. Game was tied for 00:35.

## GAME 24

## Pittsburgh 73, Georgia Tech 64

Feb. 8, 2020 • Pittsburgh, Pa.

Michael Devoe paced Georgia Tech with 22 points and had seven assists, but Georgia Tech was undone by 22 turnovers and fell, 72-64, to Pittsburgh at the Petersen Events Center.

The Yellow Jackets (11-13, 5-8 ACC) hung tough against the Panthers (15-9, 6-7 ACC), rallying from a nine-point deficit early in the second half to tie the game, but Pitt answered with an 8-2 run behind key baskets from Trey McGowens and Xavier Johnson to pull away. Tech could get no closer than three points after that.

Devoe keyed the Tech rally, scoring eight of Tech's points in an 11-2 run that tied the game at 52-52 with 7:12 left. The 6-5 sophomore hit 7-of-10 shots from the floor, 3-of-5 from three-point range and 5-of-5 from the foul line, but was responsible for eight of the Jackets' turnovers.

Tech shot 48 percent for the game, getting 18 assists on 24 made field goals, and held Pitt to 42.1 percent, but the Panthers scored 20 points off the Jackets' turnovers and had 14 points from offensive rebounds.

Pitt freshman Justin Champagnie scored a game-high 30 points, hitting 12-of-17 shots from the floor, including a trio of threes, with nine rebounds. Johnson scored 11 with seven assists, and McGowens added 14 with nine assists, and the duo turned the ball over just twice between them. The Panthers had 16 assists on 24 made field goals and turned the ball over just eight times total.

Moses Wright reached double figures for Tech with seven rebounds, and Jose Alvarado finished with nine points and four assists, but played the final 12:13 with four fouls.

## GEORGIA TECH (11-13, 5-8 ACC)

Player	FG-A	3P-A	FT-A	Reb	PF	Pts	A	TO	Bk	S	MIN
Usher, Jordan*	3-5	1-1	0-0	4	3	7	3	4	0	0	30
Wright, Moses*	5-12	0-1	2-3	7	4	12	0	4	2	1	33
Banks III, James*	3-6	0-0	1-5	11	5	7	1	4	3	0	29
Devoe, Michael*	7-10	3-5	5-5	2	3	22	7	8	0	0	38
Alvarado, Jose*	3-8	1-4	2-2	4	4	9	4	1	0	0	37
Parham, Bubba	1-7	1-5	0-0	2	4	3	3	1	0	0	27
Moore, Khalid	2-2	0-0	0-0	1	2	4	0	0	0	0	6
<b>Totals</b>	<b>24-50</b>	<b>6-16</b>	<b>10-15</b>	<b>35</b>	<b>25</b>	<b>64</b>	<b>18</b>	<b>22</b>	<b>5</b>	<b>1</b>	<b>200</b>
FG%	1st Half: 10-22 45.5%		2nd Half: 14-28 50.0%		Game: 48.0%						
3FG%	1st Half: 2-7 28.6%		2nd Half: 4-9 44.4%		Game: 37.5%						
FT%	1st Half: 2-2 100%		2nd Half: 8-13 61.5%		Game: 66.7%						

## PITTSBURGH (15-9, 6-7 ACC)

Player	FG-A	3P-A	FT-A	Reb	PF	Pts	A	TO	Bk	S	MIN
Champagnie, Justin*	12-17	3-4	3-3	9	0	30	0	0	1	2	39
Brown, Terrell*	2-5	0-0	5-6	6	5	9	0	2	2	2	18
Johnson, Xavier*	2-10	0-2	7-8	3	2	11	7	0	0	3	40
McGowens, Trey*	4-12	2-8	4-6	3	1	14	9	2	0	3	38
Toney, Au'Diese*	3-7	0-2	0-2	5	1	6	0	2	0	1	39
Hamilton, Eric	1-5	0-0	0-0	3	5	2	0	1	1	0	17
Drumgoole Jr., Gerald	0-1	0-0	0-0	0	1	0	0	1	0	0	4
Couliba, Abdoul Karim	0-0	0-0	1-2	0	1	1	0	0	0	1	5
Totals	24-57	5-16	20-27	30	16	73	16	8	4	12	200
FG%	1st Half: 10-28 35.7%		2nd Half: 14-29 48.3%		Game: 42.1%						
3FG%	1st Half: 1-6 16.7%		2nd Half: 4-10 40.0%		Game: 31.3%						
FT%	1st Half: 7-8 87.5%		2nd Half: 13-19 68.4%		Game: 74.1%						

## 2019-20 GAME SUMMARIES

## GAME 25

## Georgia Tech 64, #5/5 Louisville 58

Feb. 12, 2020 • McCamish Pavilion

A shoeless Michael Devoe made a steal with seven seconds left and knocked down the two clinching free throws to seal a wire-to-wire ACC victory for Georgia Tech over No. 5 Louisville, 64-58.

The Yellow Jackets (12-13, 6-8 ACC) broke out to leads of 12-2 and 16-5 early and held off the Cardinals (21-4, 12-2 ACC) late, earning their first victory over a top-5 team since Jan. 9, 2016, when it defeated No. 4 Virginia at home, 68-64. The win was Tech's first over the Cardinals since they joined the ACC.

Tech shot 43 percent during the slugfest, and went 20-for-28 from the free throw line, both season highs, while also holding the Cardinals, the ACC's top three-point shooting team at 44.9 percent in conference games, to just 13 percent from downtown.

The Yellow Jackets never trailed during the game as junior Jose Alvarado led with 18 points on 5-of-11 shooting, while junior forward Moses Wright finished with 12 rebounds and six rebounds, including a crucial 4-for-4 from the line. Also finishing in double figures was Jordan Usher (11) and James Banks III (10).

Devoe struggled from the field (2-for-9), but hit 6-for-7 from the free-throw line to help push the Jackets to the win.

Leading the way for the Cardinals was Malik Williams, who finished with 16 points and eight rebounds, while David Johnson also tallied 16 points. Dwayne Sutton hauled in 10 rebounds to go along with his nine points.

## LOUISVILLE (21-4, 12-2 ACC)

Player	FG-A	3P-A	FT-A	Reb	PF	Pts	A	TO	Bk	S	MIN
Sutton, Dwayne*	3-6	0-3	3-4	10	4	9	0	0	1	2	30
Nwora, Jordan*	1-6	0-4	0-0	3	2	2	2	4	0	1	24
Enoch, Steven*	2-4	0-0	0-0	2	4	4	1	0	1	0	14
Kimble, Lamar*	0-5	0-2	2-2	2	1	2	2	2	0	2	22
Perry, Darius*	0-1	0-1	1-2	0	2	1	1	1	0	0	15
Williams, Malik	5-11	1-4	5-7	8	5	16	0	3	1	1	28
Williamson, Samuel	1-2	1-1	2-2	3	2	5	1	2	1	1	23
Johnson, David	6-13	0-1	4-7	5	5	16	2	4	0	0	24
McMahon, Ryan	1-8	1-8	0-0	1	2	3	1	0	0	0	20
<b>Totals</b>	<b>19-56</b>	<b>3-24</b>	<b>17-24</b>	<b>37</b>	<b>27</b>	<b>58</b>	<b>10</b>	<b>16</b>	<b>4</b>	<b>7</b>	<b>200</b>
FG%	1st Half: 8-23 34.8%		2nd Half: 11-33 33.3%		Game: 33.9%						
3FG%	1st Half: 1-7 14.3%		2nd Half: 2-7 11.8%		Game: 12.5%						
FT%	1st Half: 9-12 75.0%		2nd Half: 8-12 66.7%		Game: 70.8%						

## GEORGIA TECH (12-13, 6-8 ACC)

Player	FG-A	3P-A	FT-A	Reb	PF	Pts	A	TO	Bk	S	MIN
Usher, Jordan*	5-10	0-2	1-4	4	4	11	1	2	0	2	31
Wright, Moses*	4-7	0-0	4-4	6	3	12	0	2	3	2	32
Banks III, James*	4-6	0-0	2-4	3	5	10	1	2	1	1	28
Devoe, Michael*	2-9	1-4	6-7	4	3	11	5	5	0	3	32
Alvarado, Jose*	5-11	3-6	5-6	3	3	18	2	5	0	0	33
Cole, Evan	0-0	0-0	0-0	2	2	0	0	1	0	0	6
Parham, Bubba	0-2	0-1	2-3	4	2	2	3	1	0	1	28
Moore, Khalid	0-1	0-1	0-0	0	0	0	0	0	0	0	10
<b>Totals</b>	<b>20-46</b>	<b>4-14</b>	<b>20-28</b>	<b>30</b>	<b>22</b>	<b>64</b>	<b>12</b>	<b>18</b>	<b>4</b>	<b>9</b>	<b>200</b>
FG%	1st Half: 12-27 44.4%		2nd Half: 8-19 42.1%		Game: 43.5%						
3FG%	1st Half: 3-7 42.9%		2nd Half: 1-7 14.3%		Game: 28.6%						
FT%	1st Half: 4-7 57.1%		2nd Half: 16-21 76.2%		Game: 71.4%						

## Score by Periods

	1st	2nd	Total
Louisville	26	32	58
Georgia Tech	31	33	64

Officials: Jamie Luckie, Jeffrey Anderson, Lamar Simpson

Attendance: 5801

Points in the paint-UL 28,GT 26. Points off turnovers-UL 14,GT 14.

2nd chance points-UL 10,GT 10. Fast break points-UL 14,GT 2.

Bench points-UL 40,GT 2. Score tied-0 times. Lead changed-0 times.

Last FG-UL 2nd-00:19, GT 2nd-01:14.

Largest lead-UL None, GT by 11 1st-13:00.

UL led for 00:00. GT led for 39:35. Game was tied for 00:25.

## GAME 26

## Georgia Tech 86, Wake Forest 79

Feb. 19, 2020 • Winston-Salem, N.C.

Michael Devoe and Jose Alvarado combined for 46 points and nine assists, leading Georgia Tech past Wake Forest, 86-79, at the Lawrence Joel Veterans Memorial Coliseum.

It was the fourth road win in conference play for the Yellow Jackets, who moved to .500 overall this season at 13-13 and improved to 7-8 in the ACC. Tech secured back-to-back league wins for the first time this season, coupled with last week's home victory over No. 5 Louisville.

Tech led the Demon Deacons (11-15, 4-12) for all but 2:23 of the game, building a 13-point margin in the first half and a 37-29 lead at the break after Alvarado and Devoe combined to score 21 on 6-of-11 shooting from the floor and no turnovers.

Wake Forest rallied out of the break, scoring the first nine points to grab a 38-37 edge. Tech recaptured the lead on its next possession when Devoe fed Evan Cole for a dunk and never trailed after that. The Demon Deacons tied the game three times, but could never regain the lead as the Jackets kept them at bay with free throws, making 19 of 25 in the second half.

Tech shot 52 percent from the floor, hit 29 of 39 free throws and controlled the boards, 37-27.

Devoe finished the game with a game-high 24 points and five assists, hitting 9-of-14 shots from the floor, including a pair of threes, and 4-of-5 from the foul line. Alvarado set career highs at the charity stripe, making 13 of 15 tries on the way to 22 points. The 6-foot junior had four assists and just one turnover while playing the full 40 minutes.

## GEORGIA TECH (13-13, 7-8 ACC)

Player	FG-A	3P-A	FT-A	Reb	PF	Pts	A	TO	Bk	S	MIN
Usher, Jordan*	2-4	1-1	5-6	7	4	10	2	3	1	0	24
Wright, Moses*	6-10	1-1	1-2	7	5	14	0	2	1	2	36
Banks III, James*	1-2	0-0	2-2	3	5	4	1	2	1	1	12
Devoe, Michael*	9-14	2-4	4-5	5	4	24	5	3	0	0	37
Alvarado, Jose*	4-10	1-4	13-15	1	2	22	4	1	0	0	40
Cole, Evan	3-4	0-1	3-7	7	3	9	0	0	0	1	20
Parham, Bubba	1-4	0-3	1-2	1	2	3	0	0	0	0	24
Moore, Khalid	0-2	0-0	0-0	1	0	0	1	1	0	0	7
<b>Totals</b>	<b>26-50</b>	<b>5-14</b>	<b>29-39</b>	<b>37</b>	<b>25</b>	<b>86</b>	<b>13</b>	<b>13</b>	<b>3</b>	<b>4</b>	<b>200</b>
FG%	1st Half: 12-27 44.4%		2nd Half: 14-23 60.9%		Game: 52.0%						
3FG%	1st Half: 3-8 37.5%		2nd Half: 2-6 33.3%		Game: 35.7%						
FT%	1st Half: 10-14 71.4%		2nd Half: 19-25 76.0%		Game: 74.4%						

## WAKE FOREST (11-15, 4-12 ACC)

Player	FG-A	3P-A	FT-A	Reb	PF	Pts	A	TO	Bk	S	MIN
Mucius, Isaiah*	1-4	0-0	1-2	3	3	3	0	0	1	1	15
Oguma, Ody*	0-0	0-0	4-4	3	3	4	0	1	1	0	19
Childress, Brandon*	6-15	0-5	4-6	3	5	16	1	6	0	0	37
White, Andrien*	2-4	1-3	0-0	3	2	5	0	1	0	0	21
Brown, Chaundee*	4-9	1-3	4-5	7	2	13	1	1	0	2	26
Neath, Jahcobi	5-6	1-1	5-7	2	2	16	3	1	0	0	27
Johnson, Tony	0-1	0-0	0-0	0	3	0	1	0	0	0	11
Massoud, Ismael	3-5	2-4	3-4	2	2	11	1	0	1	1	21
Sarr, Olivier	4-7	0-0	3-5	4	4	11	0	2	2	0	23
<b>Totals</b>	<b>25-51</b>	<b>5-16</b>	<b>24-33</b>	<b>27</b>	<b>26</b>	<b>79</b>	<b>7</b>	<b>12</b>	<b>4</b>	<b>4</b>	<b>200</b>
FG%	1st Half: 10-23 43.5%		2nd Half: 15-28 53.6%		Game: 49.0%						
3FG%	1st Half: 1-6 16.7%		2nd Half: 4-10 40.0%		Game: 31.3%						
FT%	1st Half: 8-11 72.7%		2nd Half: 16-22 72.7%		Game: 72.7%						

## Score by Periods

	1st	2nd	Total
Georgia Tech	37	49	86
Wake Forest	29	50	79

Officials: Brian Dorsey, Lee Cassell, Jeff Clark

Attendance: 7562

Points in the paint-GT 38,WF 38. Points off turnovers-GT 11,WF 11.

2nd chance points-GT 7,WF 9. Fast break points-GT 12,WF 13.

Bench points-GT 12,WF 38. Score tied-9 times. Lead changed-8 times.

Last FG-GT 2nd-02:09, WF 2nd-00:22.

Largest lead-GT by 13 1st-03:49, WF by 2 1st-15:24.

GT led for 32:20. WF led for 02:23. Game was tied for 05:17.

## GAME 27

## Syracuse 79, Georgia Tech 72

Feb. 22, 2020 • Syracuse, N.Y.

Moses Wright scored a career-high 33 points with 10 rebounds, but Georgia Tech lost an 11-point halftime lead and dropped a 79-72 decision in ACC play at the Carrier Dome.

After trailing 38-27 at the break, Syracuse (15-12, 8-8 ACC) scored the first seven points of the second half to turn the tide in its favor, and outscored the Yellow Jackets (13-14, 7-9) 52-34 after intermission. The Orange shot 64 percent from the floor, hitting 14 of 19 shots inside the three-point arc.

The Orange pulled even for the first time, 52-52, on an Elijah Hughes jumper in the paint with 9:49 remaining in the game, and gave his team the lead with a free throw 34 seconds later. Syracuse never trailed again, allowing the Jackets within a point three times.

Wright scored 17 of his points in the first half, working from the high post area inside the Syracuse zone, and Michael Devoe scored all 11 of his, including a pair of threes, while point guard Jose Alvarado was effective in controlling the pace in lifting the Yellow Jackets to their halftime lead.

Wright finished the game 14-of-17 from the floor, 5-of-8 from the foul line. He notched his seventh double-double of the season. No other Yellow Jacket reached double figures, but Jose Alvarado finished with eight points, including a pair of three-pointers, and six assists with three steals.

Hughes and Marek Dolezaj each scored 20 points to lead the Orange, Dolezaj getting 16 in the second half, while Joseph Girard III added 15 points and Buddy Boenheim chipped in with 13.

## GEORGIA TECH (13-14, 7-9 ACC)

Player	FG-A	3P-A	FT-A	Reb	PF	Pts	A	TO	Bk	S	MIN
Usher, Jordan*	1-8	1-2	2-3	8	3	5	3	2	0	1	30
Wright, Moses*	14-17	0-0	5-8	10	4	33	2	4	0	0	38
Banks III, James*	3-7	0-0	2-5	1	5	8	0	2	0	0	31
Devoe, Michael*	2-6	2-4	5-6	2	3	11	4	3	0	0	32
Alvarado, Jose*	3-8	2-6	0-0	2	5	8	6	3	0	3	39
Cole, Evan	0-2	0-0	2-2	3	4	2	0	2	0	0	7
Parham, Bubba	1-4	1-3	2-2	2	2	5	3	0	0	0	23
Moore, Khalid	0-0	0-0	0-0	0	0	0	0	0	0	0	0+
<b>Totals</b>	<b>24-52</b>	<b>6-15</b>	<b>18-26</b>	<b>32</b>	<b>26</b>	<b>72</b>	<b>18</b>	<b>17</b>	<b>0</b>	<b>4</b>	<b>200</b>
FG%	1st Half: 13-27 48.1%		2nd Half: 11-25 44.0%		Game: 46.2%						
3FG%	1st Half: 4-9 44.4%		2nd Half: 2-6 33.3%		Game: 40.0%						
FT%	1st Half: 8-13 61.5%		2nd Half: 10-13 76.9%		Game: 69.2%						

## SYRACUSE (15-12, 7-8 ACC)

Player	FG-A	3P-A	FT-A	Reb	PF	Pts	A	TO	Bk	S	MIN
Dolezaj, Marek*	4-6	0-0	12-12	5	3	20	1	2	0	0	31
Hughes, Elijah*	5-12	2-6	8-10	7	3	20	7	4	0	0	40
Sidibe, Bourama*	3-5	0-0	0-3	10	5	6	0	2	1	3	25
Girard III, Joseph*	5-15	2-5	3-5	2	3	15	3	4	0	2	38
Boenheim, Buddy*	5-8	1-3	2-2	1	1	13	1	0	0	1	38
Goodine, Brycen	0-1	0-0	0-0	0	1	0	0	0	0	0	5
Guerrier, Quincy	1-3	0-0	1-2	1	4	3	0	0	2	0	16
Washington, Howard	0-1	0-0	0-0	0	0	0	0	0	0	0	2
Edwards, Jesse	0-0	0-0	2-2	0	0	2	0	0	0	0	5
Totals	23-51	5-14	28-36	33	20	79	12	12	3	6	200
FG%	1st Half: 7-26 26.9%		2nd Half: 16-25 64.0%				Game: 45.1%				
FT%	1st Half: 3-8 37.5%		2nd Half: 2-6 33.3%				Game: 35.7%				
FF%	1st Half: 10-10 100%		2nd Half: 18-26 69.2%				Game: 77.8%				



## 2019-20 GAME SUMMARIES

## GAME 28

## Georgia Tech 68, Clemson 59

Feb. 25, 2020 • McCamish Pavilion

Jose Alvarado and Michael Devoe combined to score 33 of Georgia Tech's 68 points and the Yellow Jackets pulled away for their fifth straight home win, a 68-59 triumph over visiting Clemson at McCamish Pavilion.

Alvarado overcame an injury that forced him to momentarily leave the court midway through the first half to score 19 points on 8-of-14 shooting (3-of-5 from 3-point range). Devoe scored 14 points to go along with six rebounds and a game- and career-high eight assists. Moses Wright also reached double figures for the Yellow Jackets with 10 points.

Georgia Tech, which led wire-to-wire in its previous three home wins over Morehouse (Jan. 28), Virginia Tech (Feb. 4) and fifth-ranked Louisville (Feb. 12), was behind for only 10:25 of Tuesday's 40 minutes. The Jackets closed the first half with a 9-2 run to take a 34-29 halftime lead and never trailed after the break.

Tech limited Clemson, who had averaged 77 points and hit 34-of-68 threes in winning its last three games, to just 59 points and 2-of-20 from three-point range.

Aamir Simms led all scorers with 23 points for Clemson, while Al-Amir Dawes and Hunter Tyson each added 10.

## CLEMSON (14-13, 8-9 ACC)

Player	FG-A	3P-A	FT-A	Reb	PF	Pts	A	TO	Bk	S	MIN
Simms, Aamir*	10-16	1-4	2-3	5	3	23	2	6	2	1	35
Trapp, Clyde*	1-2	0-1	0-0	2	0	2	1	3	0	0	16
Dawes, Al-Amir*	4-10	1-4	1-2	5	1	10	4	3	0	4	35
Mack, Tevin*	4-12	0-4	1-2	3	3	9	2	1	1	2	32
Newman III, John*	1-7	0-1	0-1	5	1	2	4	1	0	0	28
Tyson, Hunter	3-5	0-2	4-4	4	1	10	1	0	0	1	17
Scott, Curran	1-3	0-1	1-2	1	3	3	1	1	0	0	12
Hernandez, Alex	0-3	0-3	0-0	2	1	0	0	0	0	0	15
Moore, Khavon	0-0	0-0	0-0	0	1	0	0	1	0	1	5
Jermon, Trey	0-0	0-0	0-0	0	1	0	0	0	0	0	5
<b>Totals</b>	<b>24-58</b>	<b>2-20</b>	<b>9-14</b>	<b>31</b>	<b>15</b>	<b>59</b>	<b>15</b>	<b>16</b>	<b>3</b>	<b>9</b>	<b>200</b>
FG%	1st Half: 13-27 48.1%		2nd Half: 11-31 35.5%		Game: 41.4%						
3FG%	1st Half: 1-7 14.3%		2nd Half: 1-13 7.7%		Game: 10.0%						
FT%	1st Half: 2-3 66.7%		2nd Half: 7-11 63.6%		Game: 64.3%						

## GEORGIA TECH (14-14, 8-9 ACC)

Player	FG-A	3P-A	FT-A	Reb	PF	Pts	A	TO	Bk	S	MIN
Usher, Jordan*	2-4	0-1	0-0	6	1	4	1	5	1	0	18
Wright, Moses*	4-12	0-1	2-2	3	2	10	0	4	1	1	31
Banks III, James*	2-4	0-0	3-5	8	2	7	0	0	1	4	31
Devoe, Michael*	6-13	2-4	0-0	6	3	14	8	2	0	1	39
Alvarado, Jose*	8-14	3-5	0-1	3	3	19	3	1	0	3	29
Cole, Evan	0-1	0-1	0-0	0	1	0	0	1	0	0	4
Parham, Bubba	2-5	1-3	3-3	4	3	8	1	3	0	0	35
Moore, Khalid	2-2	1-1	1-2	0	1	6	3	0	0	0	13
<b>Totals</b>	<b>26-55</b>	<b>7-16</b>	<b>9-13</b>	<b>35</b>	<b>16</b>	<b>68</b>	<b>16</b>	<b>17</b>	<b>3</b>	<b>9</b>	<b>200</b>
FG%	1st Half: 13-27 48.1%		2nd Half: 13-28 46.4%		Game: 47.3%						
3FG%	1st Half: 4-10 40.0%		2nd Half: 3-6 50.0%		Game: 43.8%						
FT%	1st Half: 4-6 66.7%		2nd Half: 5-7 71.4%		Game: 69.2%						

Score by Periods	1st	2nd	Total
Clemson	29	30	59
Georgia Tech	34	34	68

Officials: Ted Valentine, Ron Groover, Pat Driscoll

Attendance: 4763

Points in the paint-CU 34,GT 32. Points off turnovers-CU 18,GT 21.

2nd chance points-CU 8,GT 6. Fast break points-CU 8,GT 13.

Bench points-CU 13,GT 14. Score tied 8 times. Lead changed-7 times.

Last FG-CU 2nd-01:11, GT 2nd-00:24.

Largest lead-CU by 5 1st-08:33, GT by 13 2nd-04:38.

CU led for 10:25. GT led for 22:40. Game was tied for 06:55.

UL led for 00:00. GT led for 39:35. Game was tied for 00:25.

## GAME 29

## Georgia Tech 63, Miami 57

Feb. 29, 2020 • McCamish Pavilion

Georgia Tech let a 20-point lead evaporate, but used an 8-0 run over the final 4:08 of the game to pull out its sixth-straight home win.

With its fourth win in its last five games overall, Georgia Tech moved over .500 at 15-14 on the season and pulled even at 9-9 in ACC play. The Yellow Jackets' nine league wins are their most since 2003-04, when they advanced to the national championship game of the NCAA Tournament.

Georgia Tech led 40-24 at halftime and extended the lead to 20 at 49-29 with 15:53 to go in the ballgame. However, Miami (14-14, 6-12) scored 24 of the game's next 26 points to take a 53-51 advantage with 7:37 remaining.

Miami maintained a two-point lead at 57-55 with just over four minutes to go before the Yellow Jackets scored the final eight points and strung together six consecutive defensive stops to finish the contest. Tech held the Hurricanes to just two three-point field goals in 17 attempts and 36.7 percent from the floor for the game.

James Banks scored the first three points of Georgia Tech's game-sealing run, and also recorded a big blocked shot in the final minute to cap a 13-point, 14-rebound performance. Half of Banks' 14 rebounds came on the offensive end, as Tech outrebounded Miami 18-12 on the offensive glass and 48-33 overall.

Jose Alvarado (16 points) and Michael Devoe (14 points) combined for 30 of the Jackets' 63 points, connecting on 13 of 27 shots from the floor.

## MIAMI (14-14, 6-12 ACC)

Player	FG-A	3P-A	FT-A	Reb	PF	Pts	A	TO	Bk	S	MIN
Stone, Keith*	1-5	0-2	0-0	1	4	2	1	1	0	0	25
Miller, Rodney*	3-5	0-0	2-2	4	3	8	2	1	1	4	30
Lykes, Chris*	5-13	2-5	2-4	5	4	14	0	3	0	2	31
Vasiljevic, DJ*	1-7	0-5	3-4	5	0	5	0	0	0	2	26
Wong, Isaiah*	3-8	0-1	0-0	6	3	6	0	4	1	1	26
Beverly, Harland	3-8	0-1	0-1	1	1	6	0	1	1	0	12
Waardenburg, Sam	1-4	0-1	3-4	3	1	5	0	3	1	1	25
McGusty, Kameron	5-10	0-2	1-1	5	3	11	1	4	0	1	25
<b>Totals</b>	<b>22-60</b>	<b>2-17</b>	<b>11-16</b>	<b>33</b>	<b>19</b>	<b>57</b>	<b>4</b>	<b>17</b>	<b>5</b>	<b>11</b>	<b>200</b>
FG%	1st Half: 12-31 38.7%		2nd Half: 10-29 34.5%		Game: 36.7%						
3FG%	1st Half: 0-8 0.0%		2nd Half: 2-9 22.2%		Game: 11.8%						
FT%	1st Half: 0-1 0.0%		2nd Half: 11-15 73.3%		Game: 68.8%						

## GEORGIA TECH (15-14, 9-9 ACC)

Player	FG-A	3P-A	FT-A	Reb	PF	Pts	A	TO	Bk	S	MIN
Usher, Jordan*	2-9	0-2	1-3	5	2	5	2	2	0	1	25
Wright, Moses*	3-10	0-0	3-4	8	3	9	1	3	1	0	33
Banks III, James*	4-6	0-0	5-8	14	3	13	1	2	2	2	32
Devoe, Michael*	6-12	1-3	1-2	6	0	14	2	4	0	1	35
Alvarado, Jose*	7-15	1-6	1-2	4	3	16	2	6	0	7	37
Cole, Evan	2-4	0-0	2-3	4	1	6	1	1	0	0	11
Parham, Bubba	0-3	0-2	0-0	2	3	0	2	0	0	1	22
Moore, Khalid	0-1	0-0	0-0	1	1	0	0	0	0	0	5
<b>Totals</b>	<b>24-60</b>	<b>2-13</b>	<b>13-22</b>	<b>48</b>	<b>16</b>	<b>63</b>	<b>11</b>	<b>18</b>	<b>3</b>	<b>12</b>	<b>200</b>
FG%	1st Half: 16-33 48.5%		2nd Half: 8-27 29.6%		Game: 40.0%						
3FG%	1st Half: 1-6 16.7%		2nd Half: 1-7 14.3%		Game: 15.4%						
FT%	1st Half: 7-12 58.3%		2nd Half: 6-10 60.0%		Game: 59.1%						

Score by Periods	1st	2nd	Total
Miami (FL)	24	33	57
Georgia Tech	40	23	63

Officials: Roer Ayers, Nathan Farrell, Mark Schnur

Attendance: 6681

Points in the paint-UM 36,GT 40. Points off turnovers-UM 18,GT 20.

2nd chance points-UM 6,GT 12. Fast break points-UM 18,GT 13.

Bench points-UM 22,GT 6. Score tied 3 times. Lead changed-7 times.

Last FG-UM 2nd-04:51, GT 2nd-00:25.

Largest lead-UM by 3 1st-15:55, GT by 20 2nd-15:53.

UM led for 04:57. GT led for 32:44. Game was tied for 02:19.

## GAME 30

## Georgia Tech 73, Pittsburgh 57

March 4, 2020 • McCamish Pavilion

Jose Alvarado scored a game-high 23 points and Georgia Tech sent seniors James Banks and Shembari Phillips out with a rousing Senior Night victory over visiting Pitt.

With the triumph, Georgia Tech (16-14, 10-9 ACC) clinched its first .500 record in ACC play in 13 years (2006-07) and reached double-digit ACC wins for the first time since it won the regular-season conference championship with a 13-3 league mark in 1995-96.

The win was the Jackets' seventh-straight home victory and, for the fourth time during the seven-game win streak at McCamish Pavilion, Tech never trailed. Tech held all seven of those teams to fewer than 60 points.

Thirteen of Alvarado's 23 points came after the break, as Georgia Tech stretched its nine-point halftime advantage (30-21) to as many as 21 points. In addition to the 23 points, Alvarado pulled down nine rebounds, falling just one board short of a second-career double-double. With his first basket of the game, he reached the 1,000-point milestone for his career.

Michael Devoe, Jordan Usher and Evan Cole rounded out four Yellow Jackets in double-figures with 13, 10 and 10 points, respectively. Banks pulled down nine rebounds in his final home game as a Jacket and Phillips drained a three-pointer before both players were removed to a standing ovation in the game's final minute.

## PITTSBURGH (15-16, 6-14 ACC)

Player	FG-A	3P-A	FT-A	Reb	PF	Pts	A	TO	Bk	S	MIN
Champagne, Justin*	2-8	0-1	7-7	2	2	11	1	1	2	0	37
Brown, Terrell*	1-2	0-0	0-0	1	0	2	0	1	1	0	14
Johnson, Xavier*	2-7	2-3	2-2	1	6	8	2	6	1	2	30
McGowens, Trey*	1-5	0-0	2-4	2	3	4	3	2	0	2	26
Toney, Au'Diese*	3-14	1-2	1-3	4	1	8	0	5	0	2	37
Hamilton, Eric	4-8	0-0	4-7	9	2	12	0	0	0	0	22
Drumgoole Jr, Gerald	2-4	1-2	1-2	4	2	6	1	1	0	0	18
Coulta, Abdoul Karim	0-0	0-0	0-0	0	0	0	0	0	0	0	3
Marshall, KJ	0-1	0-1	0-0	0	0	0	0	0	0	0	1
Aiken Jr., Curtis	0-0	0-0	0-0	1	0	0	0	0	0	0	1
Starzynski, Anthony	0-1	0-1	0-0	0	0	0	0	0	0	0	1
George, Samson	0-0	0-0	0-0	0	0	0	0	0	0	0	1
Murphy, Ryan	2-5	2-4	0-0	0	0	6	0	2	0	0	9
<b>Totals</b>	<b>17-55</b>	<b>6-14</b>	<b>17-25</b>	<b>31</b>	<b>16</b>	<b>57</b>	<b>7</b>	<b>18</b>	<b>4</b>	<b>6</b>	<b>200</b>
FG%	1st Half: 7-25 28.0%		2nd Half: 10-30 33.3%		Game: 30.9%						
3FG%	1st Half: 4-7 57.1%		2nd Half: 2-7 28.6%		Game: 42.9%						
FT%	1st Half: 3-7 42.9%		2nd Half: 14-18 77.8%		Game: 68.0%						

## GEORGIA TECH (16-14, 10-9 ACC)

Player	FG-A	3P-A	FT-A	Reb	PF	Pts	A	TO	Bk	S	MIN
Usher, Jordan*	4-6	1-2	1-2	4	2	10	4	2	1	1	30
Wright, Moses*	4-9	0-0	0-0	3	2	8	3	2	1	0	26
Banks III, James*	1-6	0-0	0-0	10	4	2	2	2	4	4	32
Devoe, Michael*	4-7	3-4	2-2	1	2	13	3	5	1	1	29
Phillips, Shembari*	1-1	1-1	0-0	0	0	3	0	0	0	0	2
Cole, Evan	4-7	0-1	2-2	8	4	10	1	0	2	1	21
Alvarado, Jose	8-16	2-6	5-5	8	3	23	5	2	1	3	35
Parham, Bubba	0-1	0-1	0-0	0	1	0	1	2	0	1	8
Moore, Khalid	1-2	0-0	2-2	2	4	4	1	1	0	0	17
Totals	27-55	7-15	12-13	39	22	73	20	19	10	11	200
FG%	1st Half: 12-25 48.0%	2nd Half: 15-30 50.0%	Game: 49.1%								
FT%	1st Half: 3-8 37.5%	2nd Half: 4-7 57.1%	Game: 66.7%								
FT%	1st Half: 3-3 100%	2nd Half: 9-10 90.0%	Game: 92.3%								

## 2019-20 GAME SUMMARIES / SUPERLATIVES

## GAME 31

## Georgia Tech 65, Clemson 62

March 6, 2020 • Clemson, S.C.

Michael Devoe scored a game-high 20 points, including the game-winning basket with 15.7 seconds left, as Georgia Tech rallied from a nine-point second-half deficit to defeat Clemson at Littlejohn Coliseum.

The victory secured a winning record in the ACC for the first time since 2004 and a fifth-place finish for the Yellow Jackets (17-14, 11-9 ACC). They won at Littlejohn Coliseum for the first time since the 2004-05 season, snapping a 14-game skid to the Tigers (15-15, 9-11) on the road.

Tech played exceptionally well in the first half, hitting 52.2 percent of its field goals, 5-of-10 from three-point range and 10-of-10 from the foul line to lead 39-28 at the break. Jordan Usher scored the Jackets' first seven points of the game and had all 11 of his points in the period, while Devoe scored 10.

Clemson rallied from the jump in the second half, however, holding the Jackets without a field goal until 9:43 remained, a three-point field goal by Jose Alvarado (13 points in the game) after the Tigers had taken a four-point lead. Clemson didn't stop there, scoring 11 of the game's next 14 points to open a 59-50 advantage with 5:15 to go.

The tables turned there as the Tigers missed 10 of their last 11 shots and Tech finished the game on a 15-3 run. Devoe scored five of the Jackets' points, first on a layup at 3:04 to bring Tech within 61-58. He made one of two free throws at 2:32 to cut the Tiger lead to 62-60.

James Banks III put back a Devoe miss to tie the game at 62 with 1:37 left, and after the teams traded misses, Devoe drove the lane and put up a floater that dropped in, giving the Jackets a 64-62 lead. Banks made one of two free throws for the final margin, and Tevin Mack, who led Clemson with 19 points, was off target with a long three at the final horn.

## GEORGIA TECH (17-14, 11-9 ACC)

Player	FG-A	3P-A	FT-A	Reb	PF	Pts	A	T	Bk	S	MIN
Usher, Jordan*	3-9	1-3	4-4	8	1	11	1	1	0	1	34
Wright, Moses*	1-3	0-0	5-6	6	3	7	1	1	0	0	26
Banks III, James*	2-3	0-0	3-4	9	2	7	1	1	3	0	31
Devoe, Michael*	7-13	2-5	4-5	6	4	20	1	6	0	2	37
Alvarado, Jose*	3-9	2-5	5-7	1	5	13	1	6	0	2	34
Cole, Evan	0-1	0-1	0-0	4	1	0	0	0	0	0	12
Parham, Bubba	1-2	0-0	2-2	0	0	4	2	1	0	0	23
Moore, Khalid	1-2	1-1	0-0	0	1	3	0	1	0	0	3
<b>Totals</b>	<b>18-42</b>	<b>6-15</b>	<b>23-28</b>	<b>37</b>	<b>17</b>	<b>65</b>	<b>7</b>	<b>19</b>	<b>3</b>	<b>5</b>	<b>200</b>
FG%	1st Half: 12-23 52.2%		2nd Half: 6-19 31.6%		Game: 42.9%						
3FG%	1st Half: 5-10 50.0%		2nd Half: 1-5 20.0%		Game: 40.0%						
FT%	1st Half: 10-10 100%		2nd Half: 13-18 72.2%		Game: 82.1%						

## GEORGIA TECH (15-15, 9-11 ACC)

Player	FG-A	3P-A	FT-A	Reb	PF	Pts	A	T	Bk	S	MIN
Simms, Amir*	4-9	2-4	2-3	8	3	12	2	5	0	1	25
Trapp, Clyde*	2-6	0-4	2-2	4	1	6	4	0	0	2	24
Dawes, Al-Amir*	1-5	1-3	2-2	3	2	5	1	0	0	3	33
Mack, Tevin*	6-18	3-11	4-6	0	3	19	0	0	2	1	37
Newman III, John*	1-8	0-2	1-2	2	5	3	1	2	0	1	32
Tyson, Hunter	0-0	0-0	0-0	0	0	0	0	0	0	0	2
Scott, Curran	4-7	0-1	3-3	4	2	11	2	1	0	2	23
Hemenway, Alex	1-2	0-1	0-0	0	0	2	0	1	0	0	5
Moore, Khavon	1-2	0-0	0-0	1	1	2	0	0	0	0	4
Jerimison, Trey	1-3	0-0	0-0	5	1	2	0	1	0	1	15
<b>Totals</b>	<b>21-60</b>	<b>6-26</b>	<b>14-18</b>	<b>30</b>	<b>18</b>	<b>62</b>	<b>10</b>	<b>10</b>	<b>2</b>	<b>11</b>	<b>200</b>
FG%	1st Half: 10-29 34.5%		2nd Half: 11-31 35.5%		Game: 35.0%						
3FG%	1st Half: 2-10 20.0%		2nd Half: 4-16 25.0%		Game: 23.1%						
FT%	1st Half: 6-7 85.7%		2nd Half: 8-11 72.7%		Game: 77.8%						

Score by Periods	1st	2nd	Total
Georgia Tech	39	26	65
Clemson	28	34	62

Officials: Jamie Luckie, Raymond Styons, Bill Covington Jr.

Attendance: 8188

Points in the paint-GT 24, CU 24. Points off turnovers-GT 10, CU 25.

2nd chance points-GT 6, CU 7. Fast break points-GT 4, CU 6.

Bench points-GT 7, CU 17. Score tied-2 times. Lead changed-4 times.

Last FG-GT 2nd-00:15, CU 2nd-03:17.

Largest lead-GT by 11 1st-00:24, CU by 9 2nd-05:15.

GT led for 22:01. CU led for 15:13. Game was tied for 02:46.

## Georgia Tech - GAME HIGHS

POINTS	96	at North Carolina (01/04/2020)
	86	at Wake Forest (02/19/2020)
	82	Morehouse (01/28/2020)
	82	at NC State (11/05/2019)
	78	at Georgia (11/20/2019)
FIELD GOALS MADE	36	at North Carolina (01/04/2020)
	32	Nebraska (12/04/2019)
FIELD GOAL ATTEMPTS	74	at Notre Dame (02/01/2020)
	73	Nebraska (12/04/2019)
FIELD GOAL PERCENTAGE	.590 (36-61)	at North Carolina (01/04/2020)
	.527 (29-55)	Virginia Tech (02/04/2020)
3 PT FG MADE	8	Virginia Tech (02/04/2020)
	8	Morehouse (01/28/2020)
	8	at Florida St. (12/31/2019)
	8	Syracuse (12/07/2019)
	8	at Georgia (11/20/2019)
3 PT FG ATTEMPTS	24	Morehouse (01/28/2020)
	24	Elon (11/11/2019)
3 PT FG PERCENTAGE	.467 (7-15)	Pittsburgh (03/04/2020)
	.444 (8-18)	Virginia Tech (02/04/2020)
FREE THROWS MADE	29	at Wake Forest (02/19/2020)
	23	at Clemson (03/06/2020)
FREE THROW ATTEMPTS	39	at Wake Forest (02/19/2020)
	28	at Clemson (03/06/2020)
	28	Louisville (02/12/2020)
FREE THROW PERCENTAGE	.923 (12-13)	Pittsburgh (03/04/2020)
	.867 (13-15)	Duke (01/08/2020)
REBOUNDS	49	Elon (11/11/2019)
	48	Miami (02/29/2020)
ASSISTS	24	Morehouse (01/28/2020)
	20	Pittsburgh (03/04/2020)
	20	at NC State (11/05/2019)
STEALS	12	Miami (02/29/2020)
	12	at Hawaii (12/25/2019)
BLOCKED SHOTS	11	at Georgia (11/20/2019)
	10	Pittsburgh (03/04/2020)
	10	Elon (11/11/2019)
TURNOVERS	24	Ball State (12/18/2019)
	24	Arkansas (11/25/2019)
FOULS	26	at Syracuse (02/22/2020)
	26	vs Boise State (12/22/2019)

## Opponent - GAME HIGHS

POINTS	97	Syracuse (12/07/2019)
	83	at North Carolina (01/04/2020)
	82	at Georgia (11/20/2019)
	81	at NC State (11/05/2019)
	80	at Notre Dame (02/01/2020)
FIELD GOALS MADE	29	at Florida State (12/31/2019)
	29	Syracuse (12/07/2019)
FIELD GOAL ATTEMPTS	74	Elon (11/11/2019)
	71	at NC State (11/05/2019)
FIELD GOAL PERCENTAGE	.519 (28-54)	Duke (01/08/2020)
	.509 (29-57)	Syracuse (12/07/2019)
3 PT FG MADE	14	Syracuse (12/07/2019)
	10	Ball State (12/18/2019)
3 PT FG ATTEMPTS	33	Syracuse (12/07/2019)
	30	Elon (11/11/2019)
3 PT FG PERCENTAGE	.500 (6-12)	Duke (01/08/2020)
	.444 (4-9)	Bethune-Cookman (12/01/2019)
FREE THROWS MADE	28	at Syracuse (02/22/2020)
	25	Syracuse (12/07/2019)
FREE THROW ATTEMPTS	36	at Syracuse (02/22/2020)
	33	at Wake Forest (02/19/2020)
FREE THROW PERCENTAGE	.870 (20-23)	at NC State (11/05/2019)
	.852 (23-27)	at North Carolina (01/04/2020)
REBOUNDS	46	Elon (11/11/2019)
	43	Nebraska (12/04/2019)
	43	at Georgia (11/20/2019)
ASSISTS	23	Syracuse (12/07/2019)
	18	at Kentucky (12/14/2019)
STEALS	15	Arkansas (11/25/2019)
	14	Syracuse (12/07/2019)
BLOCKED SHOTS	9	Virginia (01/18/2020)
	9	at Florida State (12/31/2019)
TURNOVERS	20	Ball State (12/18/2019)
	19	Morehouse (01/28/2020)
	19	at Hawaii (12/25/2019)
FOULS	27	Louisville (02/12/2020)
	26	at Wake Forest (02/19/2020)

## Georgia Tech - GAME LOWS

POINTS	47	Ball State (12/18/2019)
	53	at Kentucky (12/14/2019)
	58	Virginia (01/18/2020)
	58	at Florida State (12/31/2019)
	59	vs Houston (12/23/2019)
FIELD GOALS MADE	17	Ball State (12/18/2019)
	18	at Clemson (03/06/2020)
FIELD GOAL ATTEMPTS	42	at Clemson (03/06/2020)
	46	Louisville (02/12/2020)
FIELD GOAL PERCENTAGE	.333 (17-51)	Ball State (12/18/2019)
	.359 (23-64)	Duke (01/08/2020)
3 PT FG MADE	2	Miami (02/29/2020)
	2	at Hawaii (12/25/2019)
	2	Bethune-Cookman (12/01/2019)
	2	Arkansas (11/25/2019)
3 PT FG ATTEMPTS	10	at Hawaii (12/25/2019)
	10	Bethune-Cookman (12/01/2019)
3 PT FG PERCENTAGE	.154 (2-13)	Miami (02/29/2020)
	.167 (2-12)	Arkansas (11/25/2019)
FREE THROWS MADE	2	at Kentucky (12/14/2019)
	3	Virginia (01/18/2020)
FREE THROW ATTEMPTS	6	at Kentucky (12/14/2019)
	8	at Florida State (12/31/2019)
	8	Nebraska (12/04/2019)
FREE THROW PERCENTAGE	.333 (3-9)	Virginia (01/18/2020)
	.333 (2-6)	at Kentucky (12/14/2019)
REBOUNDS	25	vs Houston (12/23/2019)
	25	at Kentucky (12/14/2019)
ASSISTS	5	vs Boise State (12/22/2019)
	7	at Clemson (03/06/2020)
	7	vs Houston (12/23/2019)
	7	Arkansas (11/25/2019)
STEALS	1	at Pittsburgh (02/08/2020)
	3	Bethune-Cookman (12/01/2019)
BLOCKED SHOTS	0	at Syracuse (02/22/2020)
	1	Virginia (01/18/2020)
	1	at Hawaii (12/25/2019)
	1	Arkansas (11/25/2019)
TURNOVERS	5	at Notre Dame (02/01/2020)
	9	vs Houston (12/23/2019)
FOULS	11	at Florida State (12/31/2019)
	11	Ball State (12/18/2019)

## Opponent - GAME LOWS

POINTS	41	Elon (11/11/2019)
	52	at Boston College (01/11/2020)
	53	at Hawaii (12/25/2019)
	54	Morehouse (01/28/2020)
	56	Nebraska (12/04/2019)
FIELD GOALS MADE	16	at Hawaii (12/25/2019)
	16	Elon (11/11/2019)
FIELD GOAL ATTEMPTS	44	at Hawaii (12/25/2019)
	51	at Syracuse (02/22/2020)
	51	at Wake Forest (02/19/2020)
	51	at Notre Dame (02/01/2020)
	51	at Kentucky (12/14/2019)
FIELD GOAL PERCENTAGE	.216 (16-74)	Elon (11/11/2019)
	.298 (17-57)	at Boston College (01/11/2020)
3 PT FG MADE	1	at Hawaii (12/25/2019)
	2	Miami (02/29/2020)
	2	Clemson (02/25/2020)
3 PT FG ATTEMPTS	9	Bethune-Cookman (12/01/2019)
	12	Duke (01/08/2020)
	12	at Kentucky (12/14/2019)
3 PT FG PERCENTAGE	.067 (1-15)	at Hawaii (12/25/2019)
	.100 (3-30)	Elon (11/11/2019)
	.100 (2-20)	Clemson (02/25/2020)
FREE THROWS MADE	5	Ball State (12/18/2019)
	6	at Florida State (12/31/2019)
	6	Elon (11/11/2019)
FREE THROW ATTEMPTS	9	at Florida State (12/31/2019)
	10	Elon (11/11/2019)
FREE THROW PERCENTAGE	.444 (8-18)	Nebraska (12/04/2019)
	.455 (5-11)	Ball State (12/18/2019)
REBOUNDS	27	at Wake Forest (02/19/2020)
	27	at Hawaii (12/25/2019)
	27	vs Boise State (12/22/2019)
ASSISTS	4	Miami (02/29/2020)
	4	Elon (11/11/2019)
STEALS	1	vs Houston (12/23/2019)
	2	at Notre Dame (02/01/2020)
BLOCKED SHOTS	0	NC State (01/25/2020)
	0	Elon (11/11/2019)
TURNOVERS	8	at Pittsburgh (02/08/2020)
	8	at Notre Dame (02/01/2020)
	8	Notre Dame (01/15/2020)
FOULS	9	at Notre Dame (02/01/2020)
	12	at Florida State (12/31/2019)



## 2019-20 SUPERLATIVES

## Georgia Tech - INDIVIDUAL GAME HIGHS

POINTS	34	Michael Devoe at Georgia (11/20/2019)
	33	Moses Wright at Syracuse (02/22/2020)
	27	Michael Devoe vs Bethune-Cookman (12/01/2019)
	26	Jose Alvarado vs NC State (01/25/2020)
	26	Michael Devoe vs Nebraska (12/04/2019)
FIELD GOALS MADE	14	Moses Wright at Syracuse (02/22/2020)
	12	Michael Devoe at Georgia (11/20/2019)
FIELD GOAL ATTEMPTS	21	Jose Alvarado vs NC State (01/25/2020)
	21	Michael Devoe at Georgia (11/20/2019)
FIELD GOAL PERCENTAGE (min 5 made)	1.000 (7-7)	Moses Wright vs Boise State (12/22/2019)
	.824 (14-17)	Moses Wright at Syracuse (02/22/2020)
3 PT FG MADE	6	Michael Devoe at Florida State (12/31/2019)
	5	Michael Devoe at Georgia (11/20/2019)
3 PT FG ATTEMPTS	9	Bubba Parham vs Syracuse (12/07/2019)
	8	Jose Alvarado vs NC State (01/25/2020)
	8	Michael Devoe at Florida State (12/31/2019)
	8	Michael Devoe vs Nebraska (12/04/2019)
3 PT FG PERCENTAGE (min 2 made)	1.000 (2-2)	Khalid Moore vs Morehouse (01/28/2020)
	1.000 (2-2)	Shembari Phillips vs Ball State (12/18/2019)
FREE THROWS MADE	13	Jose Alvarado at Wake Forest (02/19/2020)
	8	James Banks III vs Arkansas (11/25/2019)
FREE THROW ATTEMPTS	15	Jose Alvarado at Wake Forest (02/19/2020)
	10	James Banks III vs Arkansas (11/25/2019)
FREE THROW PERCENTAGE (min 3 made)	1.000 (6-6)	Bubba Parham at North Carolina (01/04/2020)
	1.000 (5-5)	Jose Alvarado vs Pittsburgh (03/04/2020)
	1.000 (5-5)	Michael Devoe at Pittsburgh (02/08/2020)
	1.000 (4-4)	Jordan Usher at Clemson (03/06/2020)
	1.000 (4-4)	Moses Wright vs Louisville (02/12/2020)
	1.000 (4-4)	James Banks III vs Morehouse (01/28/2020)
	1.000 (4-4)	James Banks III vs Duke (01/08/2020)
	1.000 (4-4)	Michael Devoe at Hawaii (12/25/2019)
	1.000 (4-4)	Jose Alvarado at Hawaii (12/25/2019)
	1.000 (4-4)	Jose Alvarado vs Boise State (12/22/2019)
	1.000 (4-4)	James Banks III at NC State (11/05/2019)
	1.000 (3-3)	Bubba Parham vs Clemson (02/25/2020)
	1.000 (3-3)	Jordan Usher at Boston College (01/11/2020)
	1.000 (3-3)	Jordan Usher at Florida St. (12/31/2019)
	1.000 (3-3)	Moses Wright vs Boise State (12/22/2019)
REBOUNDS	15	James Banks III vs Duke (01/08/2020)
	14	James Banks III vs Miami (02/29/2020)
	14	James Banks III vs Arkansas (11/25/2019)
ASSISTS	9	Jose Alvarado vs Notre Dame (01/15/2020)
	8	Michael Devoe vs Clemson (02/25/2020)
	8	Jose Alvarado at Boston College (01/11/2020)
	8	Jose Alvarado at North Carolina (01/04/2020)
STEALS	9	Jose Alvarado vs NC State (01/25/2020)
	7	Jose Alvarado vs Miami (FL) (02/29/2020)
BLOCKED SHOTS	8	James Banks III vs Bethune-Cookman (12/01/2019)
	7	James Banks III vs Duke (01/08/2020)
TURNOVERS	8	Michael Devoe at Pittsburgh (02/08/2020)
	6	Jose Alvarado at Clemson (03/06/2020)
	6	Michael Devoe at Clemson (03/06/2020)
	6	Jose Alvarado vs Miami (02/29/2020)
	6	Jose Alvarado at Louisville (01/22/2020)
	6	Moses Wright at Florida State (12/31/2019)
	6	Jordan Usher vs Ball State (12/18/2019)
	6	Khalid Moore vs Ball State (12/18/2019)
	6	Michael Devoe vs Nebraska (12/04/2019)
	6	James Banks III at Georgia (11/20/2019)
	6	Michael Devoe vs Elon (11/11/2019)
FOULS	5	Jose Alvarado at Clemson (03/06/2020)
	5	James Banks III at Syracuse (02/22/2020)
	5	Jose Alvarado at Syracuse (02/22/2020)
	5	James Banks III at Wake Forest (02/19/2020)
	5	Moses Wright at Wake Forest (02/19/2020)
	5	James Banks III vs Louisville (02/12/2020)
	5	James Banks III at Pittsburgh (02/08/2020)
	5	Moses Wright at Notre Dame (02/01/2020)
	5	Khalid Moore vs NC State (01/25/2020)
	5	Jordan Usher at Louisville (01/22/2020)
	5	Bubba Parham at Louisville (01/22/2020)
	5	Jose Alvarado vs Notre Dame (01/15/2020)
	5	Bubba Parham at Boston College (01/11/2020)
	5	James Banks III vs Houston (12/23/2019)
	5	Moses Wright vs Boise State (12/22/2019)
	5	Bubba Parham vs Boise State (12/22/2019)
	5	Michael Devoe vs Boise State (12/22/2019)
	5	James Banks III at Kentucky (12/14/2019)
	5	James Banks III vs Syracuse (12/07/2019)

## Opponent - INDIVIDUAL GAME HIGHS

POINTS	35	Garrison Brooks at North Carolina (01/04/2020)
	33	Elijah Hughes vs Syracuse (12/07/2019)
	30	Justin Champagnie at Pittsburgh (02/08/2020)
	28	John Mooney at Notre Dame (02/01/2020)
	26	Quentin Grimes vs Houston (12/23/2019)
	26	Buddy Boenheim vs Syracuse (12/07/2019)
	26	Rayshaun Hammonds at Georgia (11/20/2019)
FIELD GOALS MADE	12	Justin Champagnie at Pittsburgh (02/08/2020)
	11	Rayshaun Hammonds at Georgia (11/20/2019)
	11	C.J. Bryce at NC State (11/05/2019)
FIELD GOAL ATTEMPTS	21	Rayshaun Hammonds at Georgia (11/20/2019)
	20	Cletrell Pope vs Bethune-Cookman (12/01/2019)
FIELD GOAL PERCENTAGE (min 5 made)	.833 (5-6)	Jahobi Neath at Wake Forest (02/19/2020)
	.833 (5-6)	Nick Richards at Kentucky (12/14/2019)
3 PT FG MADE	6	Buddy Boenheim vs Syracuse (12/07/2019)
	6	Elijah Hughes vs Syracuse (12/07/2019)
3 PT FG ATTEMPTS	13	Buddy Boenheim vs Syracuse (12/07/2019)
	11	Tevin Mack at Clemson (03/06/2020)
	11	Elijah Hughes vs Syracuse (12/07/2019)
	11	Isiah Joe vs Arkansas (11/25/2019)
3 PT FG PERCENTAGE (min 2 made)	1.000 (2-2)	Rex Pflueger at Notre Dame (02/01/2020)
	.750 (3-4)	Justin Champagnie at Pittsburgh (02/08/2020)
	.750 (3-4)	Dane Goodwin vs Notre Dame (01/15/2020)
	.750 (3-4)	Jarron Coleman vs Ball St. (12/18/2019)
FREE THROWS MADE	17	Garrison Brooks at North Carolina (01/04/2020)
	12	Marek Dolezaj at Syracuse (02/22/2020)
FREE THROW ATTEMPTS	18	Garrison Brooks at North Carolina (01/04/2020)
	13	Donnell Gresham Jr. at Georgia (11/20/2019)
FREE THROW PERCENTAGE (min 3 made)	1.000 (12-12)	Marek Dolezaj at Syracuse (02/22/2020)
	1.000 (7-7)	Justin Champagnie vs Pittsburgh (03/04/2020)
	1.000 (7-7)	Jalen Cone vs Virginia Tech (02/04/2020)
	1.000 (7-7)	Elijah Hughes vs Syracuse (12/07/2019)
	1.000 (7-7)	Jericole Hellesms at NC State (11/05/2019)
	1.000 (6-6)	Tyrese Maxey at Kentucky (12/14/2019)
	1.000 (4-4)	Hunter Tyson vs Clemson (02/25/2020)
	1.000 (4-4)	Ody Oguama at Wake Forest (02/19/2020)
	1.000 (4-4)	Jericole Hellesms vs NC State (01/25/2020)
	1.000 (4-4)	Drew Buggs at Hawaii (12/25/2019)
	1.000 (4-4)	Bernardo Da Silva at Hawaii (12/25/2019)
	1.000 (4-4)	Buddy Boenheim vs Syracuse (12/07/2019)
	1.000 (3-3)	Curran Scott at Clemson (03/06/2020)
	1.000 (3-3)	Justin Champagnie at Pittsburgh (02/08/2020)
	1.000 (3-3)	Fabian White Jr vs Houston (12/23/2019)
	1.000 (3-3)	Nate Hinton vs Houston (12/23/2019)
	1.000 (3-3)	Alex Hobbs vs Boise State (12/22/2019)
	1.000 (3-3)	Leon Redd vs Bethune-Cookman (12/01/2019)
	1.000 (3-3)	Pat Andree at NC State (11/05/2019)
REBOUNDS	19	Cletrell Pope vs Bethune-Cookman (12/01/2019)
	14	John Mooney vs Notre Dame (01/15/2020)
ASSISTS	9	Trey McGowens at Pittsburgh (02/08/2020)
	8	Howard Washington vs Syracuse (12/07/2019)
STEALS	6	Isiah Joe vs Arkansas (11/25/2019)
	5	Bourama Sidibe vs Syracuse (12/07/2019)
	5	Mason Jones vs Arkansas (11/25/2019)
BLOCKED SHOTS	6	Jay Huff vs Virginia (01/18/2020)
	5	Manny Bates at NC State (11/05/2019)
TURNOVERS	7	C.J. Bryce at NC State (11/05/2019)
	6	Xavier Johnson vs Pittsburgh (03/04/2020)
	6	Aamir Simms vs Clemson (02/25/2020)
	6	Brandon Childress at Wake Forest (02/19/2020)
	6	Drew Buggs at Hawaii (12/25/2019)
	6	Ashton Hagans at Kentucky (12/14/2019)
	6	Mason Jones vs Arkansas (11/25/2019)
FOULS	6	Xavier Johnson vs Pittsburgh (03/04/2020)
	5	John Newman III at Clemson (03/06/2020)
	5	Bourama Sidibe at Syracuse (02/22/2020)
	5	Brandon Childress at Wake Forest (02/19/2020)
	5	Malik Williams vs Louisville (02/12/2020)
	5	David Johnson vs Louisville (02/12/2020)
	5	Eric Hamilton at Pittsburgh (02/08/2020)
	5	Terrell Brown at Pittsburgh (02/08/2020)
	5	C.J. Bryce vs NC State (01/25/2020)
	5	Jared Hamilton at Boston College (01/11/2020)
	5	Garrison Brooks at North Carolina (01/04/2020)
	5	Quincy Guerrier vs Syracuse (12/07/2019)
	5	Cletrell Pope vs Bethune-Cookman (12/01/2019)
	5	Chuck Hannah vs Elon (11/11/2019)
	5	Devon Daniels at NC State (11/05/2019)

# READY FOR CHANGE



“VISIONARY MEANS  
BEING ABLE TO SEE A  
PLACE FOR SOMETHING  
THAT CAN BE IMPACTFUL  
BEFORE ITS RIGHT IN  
FRONT OF YOU”

**DAMIAN LILLARD**





## ***RECORD BOOK***

---

<b>Career Records/Leaders</b>	<b>62-63</b>
<b>Season Records/Leaders</b>	<b>64-71</b>
<b>Single-Game Records/Highs</b>	<b>72-77</b>
<b>McCamish Pavilion Records</b>	<b>78</b>
<b>Career Summaries of Notable Players</b>	<b>79-83</b>
<b>NCAA Statistical Rankings (since 2001-02)</b>	<b>86</b>
<b>Career Statistics of All Players (ACC era)</b>	<b>87-90</b>

# CAREER RECORDS

## CAREER RECORDS

Most points: 2,232, Rich Yunkus, 1969-71

Most points per game: 26.6, Rich Yunkus, 1969-71

Most field goals: 874, Rich Yunkus, 1969-71

Most field goals attempted: 1,740, Mark Price, 1983-86

Highest field goal percentage: .620, Lee Goza, 1981-82

Most 3-point field goals: 351, Dennis Scott, 1988-90

Most 3-point field goals attempted: 831, Dennis Scott, 1988-90

Highest 3-point field goal percentage: .440 (73-166), Mark Price, 1983-86 (all in 1982-83, at distance of 17-9)

Highest 3-point field goal percentage (at current distance): .422 (351-831), Dennis Scott, 1988-90

Most free throws: 508, Matt Harpring, 1995-98

Most free throws attempted: 718, Alvin Jones, 1998-01

Highest free throw percentage: .867, Anthony Morrow, 2005-08

Most rebounds: 1,205, Malcolm Mackey, 1990-93

Most rebounds per game: 12.9, Jim Caldwell, 1963-65

Most assists: 724, Drew Barry, 1993-96

Most assists per game: 7.0, Kenny Anderson, 1989-91

Most steals: 240, Mark Price, 1983-86

Most blocked shots: 425, Alvin Jones, 1998-01

Most games played: 135, Quinton Stephens, 2013-17


Most games started: 129, Marcus Georges-Hunt, 2013-16

Most consecutive games started: 126, Mark Price, 1983-86

Most minutes played: 4,604, Mark Price, 1983-86

Most personal fouls: 398, John Salley, 1983-86

Most times fouled out: 24, John Salley, 1983-86



**RICH YUNKUS**

## 1,000-POINT SCORERS

Pl.	Player	G	FG	3FG	FT	Points	Avg.
1.	Rich Yunkus (1969-71)	84	874	0	484	2,232	26.6
2.	Matt Harpring (1995-98)	124	753	211	508	2,225	17.9
3.	Mark Price (1983-86)	126	848	73	424	2,193	17.4
4.	Dennis Scott (1988-90)	99	744	351	276	2,115	21.4
5.	Tom Hammonds (1986-89)	123	853	1	374	2,081	16.9
6.	Travis Best (1992-95)	124	703	258	393	2,057	16.6
7.	James Forrest (1992-95)	114	812	3	351	1,978	17.4
8.	Brian Oliver (1987-90)	127	680	105	383	1,848	14.6
9.	Duane Ferrell (1985-88)	127	720	10	368	1,818	14.3
10.	Malcolm Mackey (1990-93)	130	709	0	318	1,736	13.4
11.	Marcus Georges-Hunt (2013-16)	130	569	122	468	1,728	13.3
12.	Tony Atkins (1999-02)	122	529	301	299	1,658	13.6
13.	Roger Kaiser (1959-61)	80	591	0	446	1,628	20.4
14.	B.J. Elder (2002-05)	122	587	222	220	1,616	13.2
15.	Bruce Dalrymple (1984-87)	126	614	12	348	1,588	12.6
16.	John Salley (1983-86)	125	595	0	397	1,587	12.7
17.	Kenny Anderson (1990-91)	65	561	113	262	1,497	23.0
18.	Jim Wood (1974-77)	106	602	0	255	1,459	13.8
19.	Lenny Horton (1977-80)	107	514	0	338	1,411	13.2
20.	Anthony Morrow (2005-08)	123	473	258	196	1,400	11.4
21.	Marvin Lewis (2001-04)	130	468	239	221	1,396	10.7
22.	Bobby Kimmel (1954-57)	98	436	0	491	1,363	13.9
23.	Alvin Jones (1998-01)	124	450	0	412	1,312	10.6
24.	Tico Brown (1977-79)	81	544	0	220	1,308	16.1
25.	Michael Maddox (1995-98)	126	496	133	178	1,303	10.3
26.	Bud Blemker (1957-59)	78	501	0	264	1,266	16.2
27.	Jarrett Jack (2003-05)	101	406	93	360	1,265	12.5
28.	Drew Barry (1993-96)	117	409	179	256	1,253	10.7
29.	Phil Wagner (1966-68)	67	449	0	291	1,189	17.7
	Terry Randall (1957-59)	77	448	0	293	1,189	15.4
31.	Sammy Drummer (1978-79)	53	489	0	206	1,184	22.3
32.	Gani Lawal (2008-10)	99	446	0	275	1,167	11.8
33.	Iman Shumpert (2009-11)	92	387	111	281	1,166	12.7
34.	Jim Caldwell (1963-65)	77	461	0	232	1,154	15.0
35.	Jim Nolan (1946-49)	86	420	0	296	1,136	13.2
36.	Brook Steppe (1979-80, 82)	77	410	0	285	1,105	14.4
37.	Pete Silas (1951-53)	72	421	0	242	1,084	15.1
38.	Melvin Dold (1948-51)	100	442	0	196	1,080	10.8
	Jon Barry (1991-92)	65	381	176	142	1,080	16.6
40.	Ben Lammers (2014-18)	124	431	3	190	1,055	8.5
41.	Lewis Clinch (2006-09)	105	377	176	118	1,048	11.3
<b>42.</b>	<b>Jose Alvarado (2018-20)</b>	<b>80</b>	<b>350</b>	<b>126</b>	<b>208</b>	<b>1,034</b>	<b>12.9</b>
43.	Jason Floyd (1997-00)	121	363	169	120	1,015	8.4
44.	Zachery Peacock (2007-10)	122	384	48	193	1,009	8.3
45.	Daniel Miller (2011-14)	126	423	0	161	1,007	8.0

## 1,000 Points & 500 Rebounds

Player (Years)	Pts	Reb
Rich Yunkus (1969-71)	2,232	955
Matt Harpring (1995-98)	2,225	997
Dennis Scott (1988-90)	2,115	523
Tom Hammonds (1986-89)	2,081	885
James Forrest (1992-95)	1,978	846
Brian Oliver (1987-90)*	1,848	613
Duane Ferrell (1985-88)	1,818	680
Malcolm Mackey (1990-93)	1,734	1,205
Marcus Georges-Hunt (2013-16)	1,728	580
Bruce Dalrymple (1984-87)*	1,588	744
John Salley (1983-86)	1,587	798
Jim Wood (1974-77)	1,459	740
Lenny Horton (1977-80)	1,411	704
Bobby Kimmel (1954-57)	1,363	605
Alvin Jones (1998-01)	1,312	1,075
Michael Maddox (1995-98)	1,303	687
Gani Lawal (2008-10)	1,167	712
Jim Caldwell (1963-65)	1,154	993
Ben Lammers (2015-18)	1,055	774
Daniel Miller (2011-14)	1,007	821

## 1,000 Points & 400 Assists

Player (Years)	Pts	As
Mark Price (1983-86)	2,193	510
Travis Best (1992-95)	2,057	692
Brian Oliver (1987-90)*	1,848	538
Tony Atkins (1999-02)	1,658	560
Bruce Dalrymple (1984-87)*	1,588	446
Kenny Anderson (1990-91)	1,497	454
Jarrett Jack (2003-05)	1,265	543
Drew Barry (1993-96)	1,253	724

\*Only Tech players to have 1,000 points, 500 rebounds and 400 assists



**MALCOLM MACKEY**



# CAREER LEADERS

## Scoring Average

1. Rich Yunkus (1969-71) .....	26.6
2. Kenny Anderson (1990-91) .....	23.0
3. Sammy Drummer (1978-79) .....	22.3
4. Dennis Scott (1988-90) .....	21.4
5. Roger Kaiser (1959-61) .....	20.4
6. Matt Harpring (1995-98) .....	17.9
7. Phil Wagner (1966-68) .....	17.7
8. Mark Price (1983-86) .....	17.4
James Forrest (1992-95) .....	17.4
10. Jason Collier (1999-00) .....	17.1
11. Tom Hammonds (1986-89) .....	16.9
12. Travis Best (1992-95) .....	16.6
13. Jon Barry (1991-92) .....	16.6
14. Bud Blenker (1957-59) .....	16.2
15. Tico Brown (1977-79) .....	16.1
16. Terry Randall (1957-59) .....	15.4
17. Jim Caldwell (1963-65) .....	15.0
18. Brian Oliver (1987-90) .....	14.6
19. Brook Stepp (1979-80,82) .....	14.4
20. Duane Ferrell (1985-88) .....	14.3

## Rebounds

1. Malcolm Mackey (1990-93) .....	1205
2. Alvin Jones (1998-01) .....	1075
3. Matt Harpring (1995-98) .....	997
4. Jim Caldwell (1963-65) .....	993
5. Rich Yunkus (1969-71) .....	955
6. Tom Hammonds (1986-89) .....	885
7. James Forrest (1992-95) .....	846
8. Daniel Miller (2011-14) .....	821
9. John Salley (1983-86) .....	798
10. Ben Lammers (2014-18) .....	774
11. Eddie Elisma (1994-97) .....	762
12. Bruce Dalrymple (1984-87) .....	744
13. Jim Wood (1974-77) .....	740
14. Gani Lawal (2008-10) .....	712
15. Jeremis Smith (2005-08) .....	708
16. Lenny Horton (1977-80) .....	704
17. Michael Maddox (1995-98) .....	687
18. Duane Ferrell (1985-88) .....	680
19. Ivano Newbill (1991-94) .....	654
20. Luke Schenschler (2002-05) .....	640

## Rebound Average

1. Jim Caldwell (1963-65) .....	12.9
2. Rich Yunkus (1969-71) .....	11.4
3. Lenny Cohen (1955-57) .....	10.3
4. Malcolm Mackey (1990-93) .....	9.3
5. Dave Denton (1958-60) .....	8.9
6. Bobby Kimmel (1954-57) .....	8.7
Alvin Jones (1998-01) .....	8.7
8. Charles Mitchell (2014-16) .....	8.5
9. Jason Collier (1999-00) .....	8.3
10. Matt Harpring (1995-98) .....	8.0
11. Alan Nass (1961-63) .....	7.9
12. Mike Green (1975-76) .....	7.8
13. James Banks III (2019-20) .....	7.7
14. Frank Inman (1957-58) .....	7.5
15. James Forrest (1992-95) .....	7.4
16. Tom Hammonds (1986-89) .....	7.2
Gani Lawal (2008-10) .....	7.2
18. Jim Wood (1974-77) .....	7.0
19. Yvon Joseph (1983-85) .....	6.9
Matt Geiger (1991-92) .....	6.9

## Field Goals

1. Rich Yunkus (1969-71) .....	874
2. Tom Hammonds (1986-89) .....	853
3. Mark Price (1983-86) .....	848
4. James Forrest (1992-95) .....	812
5. Matt Harpring (1995-98) .....	753
6. Dennis Scott (1988-90) .....	744
7. Duane Ferrell (1985-88) .....	720
8. Malcolm Mackey (1990-93) .....	709
9. Travis Best (1992-95) .....	703
10. Brian Oliver (1987-90) .....	680
11. Bruce Dalrymple (1984-87) .....	614
12. John Salley (1983-86) .....	595
13. Roger Kaiser (1959-61) .....	591
14. B.J. Elder (2002-05) .....	587
15. Marcus Georges-Hunt (2013-16) .....	569
16. Kenny Anderson (1990-91) .....	561
17. Tico Brown (1977-79) .....	544
18. Tony Akins (1999-02) .....	529
19. Lenny Horton (1977-80) .....	514
20. Bud Blenker (1957-59) .....	501

## Field Goal Attempts

1. Mark Price (1983-86) .....	1740
2. Rich Yunkus (1969-71) .....	1724
3. Dennis Scott (1988-90) .....	1645
4. Matt Harpring (1995-98) .....	1621
5. James Forrest (1992-95) .....	1614
6. Travis Best (1992-95) .....	1540
7. Tom Hammonds (1986-89) .....	1506
8. B.J. Elder (2002-05) .....	1376
9. Tony Akins (1999-02) .....	1369
10. Roger Kaiser (1959-61) .....	1362
11. Duane Ferrell (1985-88) .....	1340
12. Brian Oliver (1987-90) .....	1317
13. Marcus Georges-Hunt (2013-16) .....	1314
14. Malcolm Mackey (1990-93) .....	1300
15. Bud Blenker (1957-59) .....	1298
16. Bruce Dalrymple (1984-87) .....	1269
17. Bobby Kimmel (1954-57) .....	1262
18. Jim Wood (1974-77) .....	1231
19. Kenny Anderson (1990-91) .....	1185
20. Mike Bortoff (1974-76) .....	1164

## Field Goal Percentage

1. Lee Goza (1981-82) .....	620
2. Bill Mayer (1958-60) .....	612
3. John Salley (1983-86) .....	587
4. Matt Geiger (1991-92) .....	582
5. Lenny Horton (1977-80) .....	569
6. Tom Hammonds (1986-89) .....	566
7. Eddie Elisma (1994-97) .....	551
8. Kammeon Holsey (2011-14) .....	551
9. Yvon Joseph (1984-85) .....	549
10. Gani Lawal (2008-10) .....	548
11. Malcolm Mackey (1990-93) .....	545
James Banks III (2019-20) .....	545
13. Luke Schenschler (2002-05) .....	542
14. Bill Allgood (1977-78) .....	540
15. Duane Ferrell (1985-88) .....	537
16. Alade Aminu (2006-09) .....	533
17. Jeremis Smith (2005-08) .....	532
18. Daniel Miller (2011-14) .....	527
19. Stan Guth (1965-67) .....	521
20. Charles Mitchell (2014-16) .....	520

## 3-Point Field Goals

1. Dennis Scott (1988-90) .....	351
2. Tony Akins (1999-02) .....	301
3. Travis Best (1992-95) .....	258
Anthony Morrow (2005-08) .....	258
5. Marvin Lewis (2001-04) .....	239
6. B.J. Elder (2002-05) .....	229
7. Matt Harpring (1995-98) .....	211
8. Drew Barry (1993-96) .....	179
9. Jon Barry (1991-92) .....	176
Lewis Clinch (2006-09) .....	176
11. Jason Floyd (1997-00) .....	169
12. Shaun Fein (2000-01) .....	140
13. Quinton Stephens (2013-17) .....	138
14. Michael Maddox (1995-98) .....	133
<b>15. Jose Alvarado (2018-20) .....</b>	<b>126</b>
16. Marcus Georges-Hunt (2013-16) .....	122
17. Mfon Udofia (2010-13) .....	117
18. Kenny Anderson (1990-91) .....	113
19. Iman Shumpert (2009-11) .....	111
20. Adam Smith (2015-16) .....	109

## 3-Point Field Goal Att.

1. Dennis Scott (1988-90) .....	831
2. Tony Akins (1999-02) .....	812
3. Travis Best (1992-95) .....	656
4. Marvin Lewis (2001-04) .....	623
5. Anthony Morrow (2005-08) .....	613
6. B.J. Elder (2002-05) .....	600
7. Matt Harpring (1995-98) .....	585
8. Jason Floyd (1997-00) .....	522
9. Drew Barry (1993-96) .....	485
10. Lewis Clinch (2006-09) .....	481
11. Jon Barry (1991-92) .....	474
12. Quinton Stephens (2013-17) .....	442
<b>13. Jose Alvarado (2018-20) .....</b>	<b>387</b>
14. Tadic Jackson (2015-18) .....	376
15. Marcus Georges-Hunt (2013-16) .....	371
16. Shaun Fein (2000-01) .....	368
17. Mfon Udofia (2010-13) .....	367
18. Iman Shumpert (2009-11) .....	364
19. Michael Maddox (1995-98) .....	353
20. T.J. Vines (1998-01) .....	325

## 3-Point Field Goal Pct.

1. Mark Price (1983-86) .....	440
2. Dennis Scott (1988-90) .....	422
3. Anthony Morrow (2005-08) .....	421
4. Anthony Byrd (1982-84) .....	404
5. Bryan Hill (1991-93) .....	398
6. Travis Best (1992-95) .....	393
7. Craig Neal (1984-88) .....	388
8. Brian Oliver (1987-90) .....	385
9. Marvin Lewis (2001-04) .....	384
10. Fred Vinson (1992-94) .....	383
11. Shaun Fein (2000-01) .....	380
12. Michael Maddox (1995-98) .....	377
13. Kenny Anderson (1990-91) .....	374
14. Jon Barry (1991-92) .....	371
Tony Akins (1999-02) .....	371
16. Stephon Marbury (1996) .....	370
B.J. Elder (2002-05) .....	370
18. Drew Barry (1993-96) .....	369
19. Lewis Clinch (2006-09) .....	366
20. Jason Collier (1999-00) .....	362

\*3-pt line of 17ft-9in for 1982-83 season;  
no 3-pt shot from 1983-86; 19ft-9in from  
1986-87 through 2007-08; 20ft-9in  
since then.

## Free Throws

1. Matt Harpring (1995-98) .....	508
2. Rich Yunkus (1969-71) .....	484
3. Marcus Georges-Hunt (2013-16) .....	468
4. Roger Kaiser (1959-61) .....	446
5. Bobby Kimmel (1954-57) .....	424
Mark Price (1983-86) .....	424
7. Alvin Jones (1998-01) .....	412
8. John Salley (1983-86) .....	397
9. Travis Best (1992-95) .....	393
10. Brian Oliver (1987-90) .....	383
11. Tom Hammonds (1986-89) .....	374
12. Duane Ferrell (1985-88) .....	368
13. Jarrett Jack (2003-05) .....	360
14. James Forrest (1992-95) .....	351
15. Bruce Dalrymple (1984-87) .....	348
16. Lenny Horton (1977-80) .....	338
17. Malcolm Mackey (1990-93) .....	318
18. Gary Phillips (1953-57) .....	305
19. Tony Akins (1999-02) .....	299

## Free Throw Attempts

1. Alvin Jones (1998-01) .....	718
2. Matt Harpring (1995-98) .....	675
3. John Salley (1983-86) .....	627
4. Marcus Georges-Hunt (2013-16) .....	625
5. Rich Yunkus (1969-71) .....	614
6. Bobby Kimmel (1954-57) .....	593
7. Roger Kaiser (1959-61) .....	520
8. Brian Oliver (1987-90) .....	516
9. Malcolm Mackey (1990-93) .....	512
10. Gary Phillips (1953-57) .....	509
11. James Forrest (1992-95) .....	506
12. Duane Ferrell (1985-88) .....	502
13. Mark Price (1983-86) .....	499
14. Gani Lawal (2008-10) .....	498
15. Bruce Dalrymple (1984-87) .....	488
16. Travis Best (1992-95) .....	486
17. Tom Hammonds (1986-89) .....	462
18. Jarrett Jack (2003-05) .....	452
Jeremis Smith (2005-08) .....	452
20. Lenny Horton (1977-80) .....	427

## Free Throw Percentage

1. Anthony Morrow (2005-08) .....	867
2. Roger Kaiser (1959-61) .....	858
3. R.D. Craddock (1963-65) .....	851
4. Mark Price (1983-86) .....	850
5. Marvin Lewis (2001-04) .....	840
6. Steve Sherbak (1973-74) .....	837
7. Tom Hammonds (1986-89) .....	810
8. Travis Best (1992-95) .....	809
9. Ray Schnitzer (1974-77) .....	807
10. Bud Blenker (1957-59) .....	807
11. Bob Seemer (1968-70) .....	806
12. Phil Wagner (1966-68) .....	800
Dave Clark (1966-68) .....	800
Keith Weekly (1961) .....	800
15. Terry Randall (1957-59) .....	796
Jarrett Jack (2003-05) .....	796
17. Lenny Horton (1977-80) .....	792
18. Rich Yunkus (1969-71) .....	788
19. Kenny Anderson (1990-91) .....	787
Maurice Miller (2008-11) .....	787

## Assists

1. Drew Barry (1993-96) .....	724
2. Travis Best (1992-95) .....	692
3. Craig Neal (1984-88) .....	659
4. Tony Akins (1999-02) .....	560
5. Jarrett Jack (2003-05) .....	543
6. Brian Oliver (1987-90) .....	538
7. Mark Price (1983-86) .....	510
8. Kenny Anderson (1990-91) .....	454
9. Bruce Dalrymple (1984-87) .....	446
10. Jim Thorne (1969-71) .....	410
11. Iman Shumpert (2009-11) .....	382
12. Maurice Miller (2008-11) .....	342
13. Josh Heath (2014-17) .....	322
14. John Salley (1983-86) .....	319
15. John Salley (1991-92) .....	317
16. Duane Ferrell (1985-88) .....	289
Matt Harpring (1995-98) .....	289
18. Marcus Georges-Hunt (2013-16) .....	287
19. Dennis Scott (1988-90) .....	285
20. Mfon Udofia (2010-13) .....	283

## Assist Average

1. Kenny Anderson (1990-91) .....	7.0
2. Drew Barry (1993-96) .....	6.2
3. Travis Best (1992-95) .....	5.6
4. Jarrett Jack (2003-05) .....	5.4
5. Craig Neal (1984-88) .....	5.2
6. Jim Thorne (1969-71) .....	4.9
John Barry (1991-92) .....	4.9
8. Tony Akins (1999-02) .....	4.6
9. Brian Oliver (1987-90) .....	4.2
10. Iman Shumpert (2009-11) .....	4.1
11. Mark Price (1983-86) .....	4.0
Phil Wagner (1966-68) .....	4.0

## Steals

1. Mark Price (1983-86) .....	240
2. Bruce Dalrymple (1984-87) .....	227
3. Travis Best (1992-95) .....	217
4. Iman Shumpert (2009-11) .....	207
5. Drew Barry (1993-96) .....	193
6. Jarrett Jack (2003-05) .....	183
7. Matt Harpring (1995-98) .....	176
8. Tony Akins (1999-02) .....	173
9. Kenny Anderson (1990-91) .....	168
<b>10. Jose Alvarado (2018-20) .....</b>	<b>152</b>
11. Dennis Scott (1988-90) .....	150
12. Brian Oliver (1987-90) .....	140
13. Jeremis Smith (2005-08) .....	135
14. Maurice Miller (2008-11) .....	130
15. Isma'il Muhammad (2002-05) .....	129
16. George Thomas (1980-83) .....	127
Craig Neal (1984-88) .....	127
18. Marvin Lewis (2001-04) .....	125
Daniel Miller (2011-14) .....	125
20. Jon Barry (1991-92) .....	124

## Blocked Shots

1. Alvin Jones (1998-01) .....	425
2. Daniel Miller (2011-14) .....	286
3. Ben Lammers (2014-18) .....	254
4. John Salley (1983-86) .....	243
5. Malcolm Mackey (1990-93) .....	199
6. Eddie Elisma (1994-97) .....	174
7. Luke Schenschler (2002-05) .....	157
8. James Banks III (2019-20) .....	154
9. Gani Lawal (2008-10) .....	127
10. Alade Aminu (2006-09) .....	105
11. Ra'Sean Dickey (2005-07) .....	96
12. Anthony McHenry (2002-05) .....	95
13. Matt Geiger (1991-92) .....	94
14. Michael Maddox (1995-98) .....	93
15. James Forrest (1992-95) .....	88
16. Antoine Ford (1985-87) .....	87
17. Ivano Newbill (1991-94) .....	82
Theodis Tarver (2003-06) .....	82
19. Derrick Favors (2010) .....	74
20. Tom Hammonds (1986-89) .....	72

## Games Played

1. Quinton Stephens (2013-17) .....	135
2. Malcolm Mackey (1990-93) .....	130
3. Marvin Lewis (2001-04) .....	130
4. Anthony McHenry (2002-05) .....	130
5. Marcus Georges-Hunt (2013-16) .....	130
6. Mfon Udofia (2010-13) .....	128
7. Craig Neal (1984-88) .....	127
8. Duane Ferrell (1985-88) .....	127
9. Brian Oliver (1987-90) .....	127
10. Mark Price (1983-86) .....	126
11. Bruce Dalrymple (1984-87) .....	126
12. Michael Maddox (1995-98) .....	126
13. Isma'il Muhammad (2002-05) .....	126
14. Daniel Miller (2011-14) .....	126
15. John Saley (1983-86) .....	125
16. Karmelton Holsey (2011-14) .....	125
17. Travis Best (1992-95) .....	124
18. Matt Harrington (1995-98) .....	124
19. Alvin Jones (1998-01) .....	124
20. T.J. Vines (1998-01) .....	124
21. D'Andre Bell (2006-10) .....	124

## SEASON RECORDS

## TECH • TEAM

Most games played: 38 in 2003-04  
 Most victories: 28 in 2003-04, 1989-90  
 Most ACC victories: 13 in 1995-96  
 Most home victories: 17 in 2006-07, 2016-17  
 Most losses: 23 in 1980-81  
 Most ACC losses: 15 in 2014-15  
 Longest winning streak: 15 games in 1985-86  
 Most points: 3,096 in 1989-90  
 Highest scoring average: 88.5 in 1989-90 (3,096 in 35 games)  
 Lowest scoring average: 55.7 in 1980-81 (1,503 in 27 games)  
 Largest scoring margin: +12.2 in 1978-79  
 Most field goals: 1,141 in 1989-90  
 Most field goals attempted: 2,302 in 1989-90  
 Highest field goal percentage: .546 in 1985-86  
 Lowest field goal percentage: .348 in 1955-56  
 Most 3-point field goals: 296 in 1995-96  
 Most 3-point field goals attempted: 776 in 1995-96  
 Highest 3-point field goal percentage: .423 in 1987-88  
 Lowest 3-point field goal percentage: .267 in 2014-15  
 Most free throws: 656 in 1956-57  
 Fewest free throws: 287 in 1980-81  
 Most free throws attempted: 943 in 1956-57  
 Fewest free throws attempted: 459 in 1981-82  
 Best free throw percentage: .768 in 1976-77  
 Lowest free throw percentage: .611 in 1980-81  
 Most rebounds: 1,432 in 1991-92  
 Highest rebound average: 50.0 in 1958-59 (1,299 in 26 games)  
 Largest rebound margin: +7.4 in 2015-16  
 Most personal fouls: 795 in 2003-04  
 Fewest personal fouls: 414 in 1957-58  
 Most players fouled out: 29 in 1961-62  
 Fewest players fouled out: 5 in 2011-12, 2016-17  
 Most assists: 680 in 1987-88  
 Most blocked shots: 221 in 2016-17  
 Most steals: 338 in 2003-04

## TECH • INDIVIDUAL

Most points: 970, Dennis Scott, 1989-90  
 Highest scoring average: 30.1, Rich Yunkus, 1970-71  
 Most field goals: 336, Dennis Scott, 1989-90  
 Most field goals attempted: 722, Dennis Scott, 1989-90  
 Highest field goal percentage: .639 (129-202), Eddie Elisma, 1995-96  
 Most 3-point field goals: 137, Dennis Scott, 1989-90  
 Most 3-point field goals attempted: 331, Dennis Scott, 1989-90  
 Highest 3-point field goal percentage: .480 (24-50), Bryan Hill, 1990-91  
 Most free throws: 205, Marcus Georges-Hunt, 2015-16  
 Most free throws attempted: 249, Marcus Georges-Hunt, 2015-16  
 Highest free throw percentage: .887 (63-71), Anthony Morrow, 2005-06  
 Most rebounds: 364, Jim Caldwell, 1963-64  
 Highest rebound average: 14.0, Jim Caldwell, 1963-64  
 Most assists: 303, Craig Neal, 1987-88  
 Most blocked shots: 141, Alvin Jones, 1997-98  
 Most steals: 89, Kenny Anderson, 1990-91  
 Most minutes played: 1,368, Dennis Scott, 1989-90  
 Most personal fouls: 127, Johnny McNeil, 1989-90  
 Most times fouled out: 10, Johnny McNeil, 1989-90; Pete Silas, 1950-51

## SEASON RECORDS • FRESHMEN

Most points: 721, Kenny Anderson (1989-90)  
 Most points per game: 20.6, Kenny Anderson (1989-90)  
 Most rebounds: 278, Chris Bosh (2002-03)  
 Most rebounds per game: 9.0, Chris Bosh (2002-03)  
 Most field goals made: 283, Kenny Anderson (1989-90)  
 Most field goals attempted: 549, Kenny Anderson (1989-90)  
 Highest field goal percentage: .609, Tom Hammonds (1985-86)  
 Most 3-pt. field goals made: 98, Dennis Scott (1987-88)  
 Most 3-pt. field goals attempted: 238, Stephon Marbury (1995-96)  
 Highest 3-pt. field goal percentage: .471, Dennis Scott (1987-88)  
 Most free throws made: 180, Josh Okogie (2016-17)  
 Most free throws attempted: 241, Josh Okogie (2016-17)  
 Highest free throw percentage: .877, Mark Price (1982-83)  
 Most assists: 285, Kenny Anderson (1989-90)  
 Most assists per game: 8.1, Kenny Anderson (1989-90)  
 Most steals: 79, Kenny Anderson (1989-90)  
 Most blocked shots: 141, Alvin Jones (1997-98)  
 Most minutes played: 1,345, Stephon Marbury (1995-96)  
 Most minutes per game: 37.7, Kenny Anderson (1989-90)

## Top Scoring Tandems

No.	Player (Points)	Total	Year
1.	Dennis Scott (970) and Brian Oliver (724)	1,694	1989-90
2.	Stephon Marbury (679) and Matt Harpring (670)	1,349	1995-96
3.	Matt Harpring (691) and Dion Glover (608)	1,299	1997-98
4.	Dennis Scott (649) and Tom Hammonds (627)	1,276	1988-89
5.	Kenny Anderson (776) and Jon Barry (478)	1,254	1990-91
6.	Duane Ferrell (595) and Tom Hammonds (567)	1,162	1987-88
7.	Jon Barry (602) and Malcolm Mackey (553)	1,155	1991-92
8.	Marcus Georges-Hunt (601) and Adam Smith (540)	1,141	2015-16
9.	Mark Price (583) and John Salley (491)	1,074	1984-85
	James Forrest (586) and Travis Best (488)	1,074	1992-93
11.	Travis Best (607) and James Forrest (451)	1,058	1994-95
12.	Roger Kaiser (638) and Dave Denton (419)	1,057	1959-60
13.	B.J. Elder (568) and Jarrett Jack (474)	1,042	2003-04
14.	Mark Price (590) and John Salley (445)	1,035	1985-86
15.	Sammy Drummer (616) and Tico Brown (413)	1,029	1978-79
16.	Travis Best (532) and James Forrest (475)	1,007	1993-94
17.	Sammy Drummer (568) and Tico Brown (435)	1,003	1977-78

Minimum 1,000 total points, 400 by each player

## Top Rebounding Tandems

No.	Player (Rebounds)	Total	Year
1.	Ben Lammers (342) and Quinton Stephens (283)	625	2016-17
2.	Gani Lawal (305) and Derrick Favors (303)	608	2009-10
3.	Malcolm Mackey (316) and Matt Geiger (254)	570	1991-92
4.	Matt Harpring (293) and Eddie Elisma (264)	557	1995-96
	Charles Mitchell (349) and Nick Jacobs (208)	557	2015-16
6.	Gani Lawal (294) and Alade Aminu (247)	541	2008-09
7.	Malcolm Mackey (306) and James Forrest (226)	532	1992-93
8.	Matt Harpring (302) and Michael Maddox (221)	523	1997-98
9.	Jason Collier (276) and Alvin Jones (241)	517	1999-00
10.	Lenny Cohen (288) and Bobby Kimmel (223)	511	1956-57
11.	Jim Caldwell (283) and Alan Nass (224)	507	1962-63
12.	Malcolm Mackey (262) and Dennis Scott (231)	493	1989-90
13.	Jim Wood (249) and Mike Green (232)	481	1974-75
	Chris Bosh (278) and Ed Nelson (203)	481	2002-03

Minimum 500 total rebounds, 200 by each player

## Top Assist Tandems

No.	Player (Assists)	Total	Year
1.	Craig Neal (303) and Dennis Scott (116)	419	1987-88
2.	Jon Barry (207) and Travis Best (198)	405	1991-92
3.	Drew Barry (238) and Stephon Marbury (161)	399	1995-96
4.	Kenny Anderson (285) and Brian Oliver (111)	396	1989-90
5.	Brian Oliver (223) and Karl Brown (125)	348	1988-89
6.	Travis Best (176) and Drew Barry (164)	340	1992-93
7.	Drew Barry (181) and Travis Best (151)	332	1994-95
8.	Travis Best (167) and Drew Barry (141)	308	1993-94
9.	Mark Price (148) and Bruce Dalrymple (138)	286	1985-86
10.	Mark Price (150) and Bruce Dalrymple (135)	285	1984-85
11.	Kenny Anderson (169) and Jon Barry (110)	279	1990-91
	Craig Neal (121) and Bruce Dalrymple (108)	279	1986-87

Minimum 250 total assists, 100 by each player

## Top Scoring Trios

No.	Player (Points)	Total	Year
1.	Dennis Scott (970), Brian Oliver (724), Kenny Anderson (721)	2,415	1989-90
2.	Stephon Marbury (679), Matt Harpring (670), Drew Barry (480)	1,829	1995-96
3.	Dennis Scott (649), Tom Hammonds (627), Brian Oliver (515)	1,791	1988-89
4.	Matt Harpring (691), Dion Glover (608), Michael Maddox (437)	1,736	1997-98
5.	Kenny Anderson (776), Jon Barry (478), Malcolm Mackey (460)	1,714	1990-91
6.	Duane Ferrell (595), Tom Hammonds (567), Dennis Scott (496)	1,658	1987-88
7.	Jon Barry (602), Malcolm Mackey (553), James Forrest (466)	1,621	1991-92
8.	Josh Okogie (596), Ben Lammers (527), Quinton Stephens (437)	1,560	2016-17
9.	James Forrest (586), Travis Best (488), Malcolm Mackey (469)	1,543	1992-93
10.	Mark Price (583), John Salley (491), Bruce Dalrymple (453)	1,527	1984-85

Minimum 1,500 total points, 400 by each player

## ACC Statistical Leaders

## Individual

## Points Per Game

1982-83	Mark Price.....	20.3
1989-90	Dennis Scott.....	27.7

## Field Goal Percentage

1984-85	John Salley.....	.627
2002-03	Chris Bosh.....	.560

## 3-Point Field Goal Percentage

1987-88	Dennis Scott.....	.464
1992-93	Travis Best.....	.457
2005-06	Anthony Morrow.....	.429
2007-08	Anthony Morrow.....	.448

## 3-Point Field Goals Per Game

1987-88	Dennis Scott.....	3.1
1988-89	Dennis Scott.....	3.6
1989-90	Dennis Scott.....	3.9
2001-02	Tony Atkins.....	3.2
2015-16	Adam Smith.....	3.0

## Free Throw Percentage

1982-83	Mark Price.....	.877
1993-94	Travis Best.....	.864
1994-95	Travis Best.....	.847

## Rebounds Per Game

1999-00	Jason Collier.....	9.2
2000-01	Alvin Jones.....	10.4

## Offensive Rebounds Per Game

1992-93	Malcolm Mackey.....	4.6
1996-97	Eddie Elisma.....	3.96

## Assists Per Game

1987-88	Craig Neal.....	9.5
1989-90	Kenny Anderson.....	8.1
1993-94	Drew Barry.....	5.9
1994-95	Drew Barry.....	6.7
1995-96	Drew Barry.....	6.6

## Steals Per Game

1990-91	Kenny Anderson.....	3.0
2010-11	Iman Shumpert.....	2.7

## Blocks Per Game

1983-84	John Salley.....	2.3
1997-98	Alvin Jones.....	4.3
1998-99	Alvin Jones.....	3.5
1999-00	Alvin Jones.....	2.5
2002-03	Chris Bosh.....	2.2
2016-17	Ben Lammers.....	3.4
2018-19	James Banks II.....	2.5

## Minutes Per Game

1989-90	Dennis Scott.....	39.1
1990-91	Kenny Anderson.....	38.9
1993-94	Travis Best.....	37.5
1995-96	Drew Barry.....	37.5
1996-97	Matt Harpring.....	37.6

## Team

## Points Allowed Per Game

1979-80	59.9
---------	------

## Field Goal Percentage Defense

1991-92	.419
2003-04	.388
2016-17	.398

## 3-Pt. Field Goal Pct. Defense

2003-04	.297
---------	------

## Free Throw Percentage

1986-87	.760
1988-89	.758

## 3-Point Field Goals Per Game

1989-90	7.4
---------	-----

## 3-Point Field Goal Percentage

1991-92	.367
2001-02	.376

## 3-Point Field Goal Percentage Defense

2019-20	.285
---------	------

## Blocked Shots Per Game

1991-92	5.1
1997-98	6.3
2016-17	6.0

## Steals Per Game

2006-07	9.9
2010-11	9.6

## Turnover Margin

1994-95	+3.4
2010-11	+2.9



## SEASON LEADERS

## Points

1. Dennis Scott (1989-90).....	970
2. Rich Yunkus (1970-71).....	815
3. Rich Yunkus (1969-70).....	814
4. Kenny Anderson (1990-91).....	776
5. Brian Oliver (1989-90).....	724
6. Kenny Anderson (1989-90).....	721
7. Matt Harpring (1997-98).....	691
8. Stephon Marbury (1995-96).....	679
9. Matt Harpring (1995-96).....	670
10. Dennis Scott (1988-89).....	649
11. Roger Kaiser (1959-60).....	638
12. Tom Hammonds (1988-89).....	627
13. Sammy Drummer (1978-79).....	616
14. Roger Kaiser (1960-61).....	608
Dion Glover (1997-98).....	608
16. Travis Best (1994-95).....	607
17. Rich Yunkus (1968-69).....	603
18. Jon Barry (1991-92).....	602
19. Marcus Georges-Hunt (2015-16).....	601
20. Duane Ferrell (1987-88).....	595
21. Mark Price (1985-86).....	590
22. James Forrest (1992-93).....	586
23. Mark Price (1984-85).....	583
24. Sammy Drummer (1977-78).....	568
Mark Price (1982-83).....	568
B.J. Elder (2003-04).....	568

## Scoring Average

1. Rich Yunkus (1969-70).....	30.1
2. Dennis Scott (1989-90).....	27.7
3. Kenny Anderson (1990-91).....	25.9
4. Rich Yunkus (1970-71).....	25.5
5. Rich Yunkus (1968-69).....	24.1
6. Sammy Drummer (1978-79).....	23.7
7. Roger Kaiser (1960-61).....	23.4
8. Roger Kaiser (1959-60).....	22.8
9. Matt Harpring (1997-98).....	21.6
10. Brian Oliver (1989-90).....	21.3
11. Sammy Drummer (1977-78).....	21.0
12. Tom Hammonds (1988-89).....	20.9
13. Kenny Anderson (1989-90).....	20.6
14. Dennis Scott (1988-89).....	20.3
Mark Price (1982-83).....	20.3
16. Travis Best (1994-95).....	20.2
17. Phil Wagner (1967-68).....	19.6
18. Phil Wagner (1966-67).....	19.5
James Forrest (1992-93).....	19.5

## Rebounds

1. Jim Caldwell (1963-64).....	364
2. Rich Yunkus (1970-71).....	356
3. Charles Mitchell (2015-16).....	349
4. Jim Caldwell (1964-65).....	346
5. Ben Lammers (2016-17).....	342
6. Rich Yunkus (1969-70).....	323
7. Malcolm Mackey (1990-91).....	321
8. Malcolm Mackey (1991-92).....	316
9. Alvin Jones (2000-01).....	312
10. Malcolm Mackey (1992-93).....	306
11. Gani Lawal (2009-10).....	305
12. Derrick Favors (2009-10).....	303
13. Matt Harpring (1997-98).....	302
Alvin Jones (1998-99).....	302
15. Gani Lawal (2008-09).....	294
16. Matt Harpring (1995-96).....	293
17. Lenny Cohen (1956-57).....	288
18. Jim Caldwell (1962-63).....	283
19. Chris Bosh (2002-03).....	278
20. Jason Collier (1999-00).....	276
Rich Yunkus (1968-69).....	276

## Rebound Average

1. Jim Caldwell (1963-64).....	14.0
2. Jim Caldwell (1964-65).....	13.8
3. Rich Yunkus (1969-70).....	12.0
4. Lenny Cohen (1956-57).....	11.1
Rich Yunkus (1970-71).....	11.1
6. Rich Yunkus (1968-69).....	11.0
7. Jim Caldwell (1962-63).....	10.9
Dave Denton (1995-96).....	10.9
9. Malcolm Mackey (1990-91).....	10.7
10. Alan Nass (1960-61).....	10.4
Alvin Jones (2000-01).....	10.4
12. Malcolm Mackey (1992-93).....	10.2
13. Alvin Jones (1998-99).....	9.7
Charles Mitchell (2015-16).....	9.7
15. Jim Wood (1974-75).....	9.6
16. Gani Lawal (2008-09).....	9.5
17. Alan Nass (1961-62).....	9.4
18. Matt Harpring (1997-98).....	9.4
19. Mike Green (1974-75).....	9.3
20. Jason Collier (1999-00).....	9.2
Ben Lammers (2016-17).....	9.2
22. Malcolm Mackey (1991-92).....	9.0
Chris Bosh (2002-03).....	9.0

## Field Goals

1. Dennis Scott (1989-90).....	336
2. Rich Yunkus (1969-70).....	317
3. Rich Yunkus (1970-71).....	314
4. Kenny Anderson (1989-90).....	283
5. Kenny Anderson (1990-91).....	278
6. Brian Oliver (1989-90).....	260
7. Sammy Drummer (1978-79).....	257
8. Tom Hammonds (1988-89).....	250
9. James Forrest (1992-93).....	246
10. Rich Yunkus (1968-69).....	243
11. Roger Kaiser (1959-60).....	237
12. Stephon Marbury (1995-96).....	235
13. Mark Price (1985-86).....	233
Matt Harpring (1995-96).....	233
15. Sammy Drummer (1977-78).....	232
16. Duane Ferrell (1987-88).....	230
Matt Harpring (1997-98).....	230
18. Tom Hammonds (1987-88).....	229
19. Dennis Scott (1988-89).....	227
20. Mark Price (1984-85).....	223

## Field Goal Attempts

1. Dennis Scott (1989-90).....	722
2. Rich Yunkus (1970-71).....	691
3. Kenny Anderson (1990-91).....	636
4. Rich Yunkus (1969-70).....	568
5. Sammy Drummer (1978-79).....	556
6. Kenny Anderson (1989-90).....	549
7. Roger Kaiser (1960-61).....	517
8. Stephon Marbury (1995-96).....	514
9. Dennis Scott (1988-89).....	512
10. Sammy Drummer (1977-78).....	504
Brian Oliver (1989-90).....	504
Matt Harpring (1997-98).....	504
13. Roger Kaiser (1959-60).....	503
Dion Glover (1997-98).....	503
15. Bud Blenkins (1957-58).....	471
16. Travis Best (1994-95).....	469
17. Jon Barry (1991-92).....	468
B.J. Elder (2003-04).....	468
19. Tom Hammonds (1988-89).....	465
Rich Yunkus (1968-69).....	465

## Field Goal Percentage

1. Eddie Elisma (1995-96).....	639
2. Lee Goza (1981-82).....	636
3. Bill Mayer (1969-70).....	634
4. John Salley (1984-85).....	627
5. Ra'Sean Dickey (2004-05).....	621
6. Matt Geiger (1991-92).....	611
Derrick Favors (2009-10).....	611
8. Lenny Horton (1977-78).....	610
Lenny Horton (1978-79).....	610
10. Lee Goza (1980-81).....	609
Tom Hammonds (1985-86).....	609
12. John Salley (1985-86).....	606
13. Ra'Sean Dickey (2005-06).....	597
14. Jeremis Smith (2006-07).....	596
Ra'Sean Dickey (2006-07).....	596
16. Duane Ferrell (1985-86).....	595
17. John Salley (1983-84).....	589
18. Luke Schenscher (2001-02).....	587
19. Lenny Horton (1979-80).....	584
20. Kerry O'Brien (1979-80).....	580

## 3-Point Field Goals

1. Dennis Scott (1989-90).....	137
2. Dennis Scott (1988-89).....	116
3. Adam Smith (2015-16).....	109
4. Jon Barry (1991-92).....	99
5. Dennis Scott (1987-88).....	98
Tony Akins (2001-02).....	98
7. Stephon Marbury (1995-96).....	88
8. Marvin Lewis (2003-04).....	82
9. Anthony Morrow (2007-08).....	81
10. Travis Best (1992-93).....	80
11. Tony Akins (2000-01).....	78
Anthony Morrow (2005-06).....	78
13. Jon Barry (1990-91).....	77
Drew Barry (1995-96).....	77
B.J. Elder (2003-04).....	77
16. Mark Price (1982-83).....	73
Travis Best (1994-95).....	73
18. Fred Vinson (1993-94).....	72
Shaun Fein (2000-01).....	72
20. Lewis Clinch (2008-09).....	71

\*3-pt line of 17ft-9in for 1982-83 season;  
no 3-pt shot from 1983-86; 19ft-9in from  
1986-87 through 2007-08; 20ft-9in from  
2009-present.

## 3-Point Field Goal Att.

1. Dennis Scott (1989-90).....	331
2. Dennis Scott (1988-89).....	292
3. Jon Barry (1991-92).....	265
4. Adam Smith (2015-16).....	263
5. Tony Akins (2001-02).....	243
6. Stephon Marbury (1995-96).....	238
7. Jason Floyd (1998-99).....	211
8. Lewis Clinch (2008-09).....	210
9. Jon Barry (1990-91).....	209
Drew Barry (1995-96).....	209
11. Dennis Scott (1987-88).....	208
12. Marvin Lewis (2003-04).....	206
B.J. Elder (2003-04).....	206
14. Tony Akins (1998-99).....	198
15. Travis Best (1994-95).....	192
16. Matt Harpring (1996-97).....	190
Quinton Stephens (2016-17).....	190
18. Shaun Fein (1999-00).....	186
Tony Akins (2000-01).....	186
20. Tony Akins (1999-00).....	185
Kenny Anderson (1990-91).....	185

## 3-Point Field Goal Pct.

1. Bryan Hill (1990-91).....	480
2. Chris Bosh (2002-03).....	478
3. Lewis Clinch (2008-07).....	476
4. Dennis Scott (1987-88).....	471
5. Travis Best (1992-93).....	457
6. Anthony Morrow (2007-08).....	448
7. Jarrett Jack (2004-05).....	442
8. Mark Price (1982-83).....	440
9. Matt Harpring (1995-96).....	429
Anthony Morrow (2005-06).....	429
11. Drew Barry (1994-95).....	427
T.J. Vines (1998-99).....	427
Michael Devoe (2019-20).....	427
13. Matt Causey (2007-08).....	424
14. Michael Maddox (1995-96).....	426
15. Tony Akins (2000-01).....	419
Thaddeus Young (2006-07).....	419
17. Anthony Morrow (2006-07).....	418
18. Craig Neal (1986-87).....	415
19. Dennis Scott (1989-90).....	414
20. Kenny Anderson (1989-90).....	410

## Free Throws

1. Marcus Georges-Hunt (2015-16).....	205
2. Rich Yunkus (1970-71).....	187
3. Rich Yunkus (1969-70).....	180
4. Matt Harpring (1997-98).....	179
5. Roger Kaiser (1960-61).....	176
6. Roger Kaiser (1959-60).....	164
7. Dennis Scott (1989-90).....	161
8. Kenny Anderson (1990-91).....	155
9. Jarrett Jack (2003-04).....	154
10. Brian Oliver (1989-90).....	147
11. Bobby Kimmel (1956-57).....	143
12. Iman Shumpert (2010-11).....	141
13. Matt Harpring (1995-96).....	138
14. Mark Price (1984-85).....	137
15. Brook Stepp (1979-80).....	135
16. Alvin Jones (2000-01).....	133
Josh Okogie (2017-18).....	133
18. Duane Ferrell (1987-88).....	131

## Free Throw Attempts

1. Marcus Georges-Hunt (2015-16).....	249
2. Rich Yunkus (1970-71).....	241
3. Alvin Jones (2000-01).....	223
4. Gani Lawal (2009-10).....	222
5. Matt Harpring (1997-98).....	221
6. Rich Yunkus (1969-70).....	217
7. Bobby Kimmel (1956-57).....	216
8. Brian Oliver (1989-90).....	204
9. Roger Kaiser (1960-61).....	203
Dennis Scott (1989-90).....	203
11. Alvin Jones (1998-99).....	201
12. Jarrett Jack (2003-04).....	192
13. Roger Kaiser (1959-60).....	190
14. Malcolm Mackey (1991-92).....	189
15. Kenny Anderson (1990-91).....	187
16. Dion Glover (1997-98).....	186
17. Lenny Cohen (1956-57).....	183
18. Dave Denton (1959-60).....	183
19. Matt Harpring (1995-96).....	181

## Free Throw Percentage

1. Anthony Morrow (2005-06).....	887
2. Mark Price (1982-83).....	877
3. Maurice Miller (2010-11).....	871
4. R.D. Craddock (1963-64).....	876
5. Andy McCain (1971-72).....	869
6. Marvin Lewis (2000-01).....	868
7. Roger Kaiser (1959-60).....	867
8. Travis Best (1993-94).....	866
Jarrett Jack (2004-05).....	866
10. Roger Kaiser (1958-59).....	865
11. R.D. Craddock (1962-63).....	865
12. Dave Clark (1966-67).....	862
13. Keith Weekly (1961-62).....	859
Anthony Morrow (2007-08).....	859
15. Mark Price (1985-86).....	855
16. Steve Sherbak (1972-73).....	848
17. Anthony Morrow (2006-07).....	845
18. Travis Best (1994-95).....	847
19. Bob Seemer (1968-69).....	844
20. Jason Floyd (1998-99).....	842

## Assists

1. Craig Neal (1987-88).....	303
2. Kenny Anderson (1989-90).....	285
3. Drew Barry (1995-96).....	238
4. Brian Oliver (1988-89).....	223
5. Jarrett Jack (2003-04).....	213
6. Jon Barry (1991-92).....	207
7. Travis Best (1991-92).....	198
8. Jarrett Jack (2002-03).....	185
9. Javaris Crittenton (2006-07).....	184
10. Drew Barry (1994-95).....	181
11. Travis Best (1992-93).....	176
Tony Akins (2001-02).....	176
13. Craig Neal (1986-87).....	171
14. Kenny Anderson (1990-91).....	169
15. Travis Best (1993-94).....	167
16. Drew Barry (1992-93).....	164
17. Jim Thorne (1969-70).....	163
18. Stephon Marbury (1995-96).....	161
19. Jim Thorne (1970-71).....	160
20. Iman Shumpert (2008-09).....	154

## Assist Average

1. Craig Neal (1987-88).....	9.5
2. Kenny Anderson (1989-90).....	8.1
3. Brian Oliver (1988-89).....	7.0
4. Drew Barry (1994-95).....	6.7
5. Drew Barry (1995-96).....	6.6
6. Jarrett Jack (2002-03).....	6.0
7. Drew Barry (1993-94).....	5.9
8. Travis Best (1992-93).....	5.9
9. Jon Barry (1991-92).....	5.9
10. Craig Neal (1986-87).....	5.9
11. Travis Best (1993-94).....	5.8
12. Javaris Crittenton (2006-07).....	5.8
13. Travis Best (1991-92).....	5.7
Tony Akins (2001-02).....	5.7
15. Kenny Anderson (1990-91).....	5.6
Jarrett Jack (2003-04).....	5.6

## Steals

1. Kenny Anderson (1990-91).....	89
2. Iman Shumpert (2010-11).....	85
3. Kenny Anderson (1989-90).....	79
4. Jarrett Jack (2003-04).....	74
5. Jon Barry (1991-92).....	71
6. Bruce Dalrymple (1985-86).....	70
Dion Glover (1997-98).....	70
8. Mark Price (1984-85).....	66
9. Bruce Dalrymple (1984-85).....	65
Drew Barry (1995-96).....	65
Javaris Crittenton (2006-07).....	65
12. Mark Price (1985-86).....	64
Iman Shumpert (2008-09).....	64
14. Stephon Marbury (1995-96).....	63
Matt Harpring (1995-96).....	63
16. Dennis Scott (1989-90).....	62
17. George Thomas (1982-83).....	60
Travis Best (1994-95).....	60
19. Tony Akins (2001-02).....	59
20. Travis Best (1993-94).....	58
Jarrett Jack (2004-05).....	58
Iman Shumpert (2009-10).....	58

## Blocked Shots

1. Alvin Jones (1997-98).....	141
2. Ben Lammers (2016-17).....	125
3. Alvin Jones (1998-99).....	107
4. Alvin Jones (2000-01).....	101
5. John Salley (1984-85).....	82
6. Daniel Miller (2013-14).....	80
7. Ben Lammers (2017-18).....	78
James Banks III (2018-19).....	78
9. Alvin Jones (1999-00).....	76
James Banks III (2019-20).....	76
11. Daniel Miller (2011-12).....	75
12. Derrick Favors (2009-10).....	74
13. John Salley (1983-84).....	67
Chris Bosh (2002-03).....	67
Daniel Miller (2010-11).....	67
16. Matt Geiger (1991-92).....	65
Eddie Elisma (1995-96).....	65
18. Daniel Miller (2012-13).....	64
19. Malcolm Mackey (1992-93).....	61
20. John Salley (1985-86).....	59

## Minutes Played

## ANNUAL STATISTICAL LEADERS

## Scoring Average

Season	Player	G	Pts	Avg
1952-53	Pete Silas	22	374	17.0
1953-54	Dick Lenholt	24	300	12.5
1954-55	Joe Helms	25	362	14.5
1955-56	Bobby Kimmel	23	433	18.8
1956-57	Bud Blemker	26	426	16.4
1957-58	Bud Blemker	26	452	17.4
1958-59	Bud Blemker	26	388	14.9
1959-60	Roger Kaiser	28	638	22.8
1960-61	Roger Kaiser	26	608	23.4
1961-62	Mike Tomasovich	26	342	13.2
1962-63	Jim Caldwell	26	357	13.7
1963-64	Jim Caldwell	26	363	14.0
1964-65	Jim Caldwell	25	434	17.4
1965-66	Phil Wagner	26	387	14.9
1966-67	Phil Wagner	21	410	19.5
1967-68	Phil Wagner	20	392	19.6
1968-69	Rich Yunkus	25	603	24.1
1969-70	Rich Yunkus	27	814	30.1
1970-71	Rich Yunkus	32	815	25.5
1971-72	Steve Post	26	394	15.2
1972-73	Steve Sherbak	25	369	14.8
1973-74	Jim Wood	25	278	11.1
1974-75	Jim Wood	26	389	15.0
1975-76	Jim Wood	27	398	14.7
1976-77	Tico Brown	28	460	16.4
1977-78	Sammy Drummer	27	568	21.0
1978-79	Sammy Drummer	26	616	23.7
1979-80	Brook Steppe	26	491	18.9
1980-81	Fred Hall	27	330	12.2
1981-82	Brook Steppe	25	445	17.8
1982-83	Mark Price	28	568	20.3
1983-84	Mark Price	29	452	15.6
1984-85	Mark Price	35	583	16.7
1985-86	Mark Price	34	590	17.4
1986-87	Duane Ferrell	29	520	17.9
1987-88	Tom Hammonds	30	567	18.9
1988-89	Tom Hammonds	30	627	20.9
1989-90	Dennis Scott	35	970	27.7
1990-91	Kenny Anderson	30	776	25.9
1991-92	Jon Barry	35	602	17.2
1992-93	James Forrest	30	586	19.5
1993-94	James Forrest	25	475	19.0
1994-95	Travis Best	30	607	20.2
1995-96	Stephon Marbury	36	679	18.9
1996-97	Matt Harpring	27	513	19.0
1997-98	Matt Harpring	32	691	21.6
1998-99	Jason Collier	25	430	17.2
1999-00	Jason Collier	30	509	17.0
2000-01	Tony Atkins	30	436	14.5
2001-02	Tony Atkins	31	528	17.0
2002-03	Chris Bosh	31	485	15.6
2003-04	B.J. Elder	38	568	14.9
2004-05	Jarrett Jack	32	497	15.5
2005-06	Anthony Morrow	28	449	16.0
2006-07	Javaris Crittenton	32	460	14.4
	Thaddeus Young	31	445	14.4
2007-08	Anthony Morrow	32	456	14.3
2008-09	Lewis Clinch	24	372	15.5
2009-10	Gani Lawal	36	471	13.1
2010-11	Iman Shumpert	31	537	17.0
2011-12	Glen Rice, Jr.	21	274	13.0
2012-13	Marcus Georges-Hunt	31	334	10.8
2013-14	Trae Golden	31	411	13.3
2014-15	Marcus Georges-Hunt	31	407	13.6
2015-16	Marcus Georges-Hunt	36	601	16.7
2016-17	Ben Lammers	37	527	14.2
2017-18	Josh Okogie	24	437	18.2
2018-19	Jose Alvarado	31	386	12.5
2019-20	Michael Devoe	28	448	16.0

## Rebound Average

Season	Player	G	Reb	Avg
1952-53	Pete Silas	22	301	13.7
1953-54	record not available			
1954-55	Dick Lenholt	25	264	10.6
1955-56	Lenny Cohen	23	215	9.3
1956-57	Lenny Cohen	26	288	11.1
1957-58	Dave Denton	22	239	10.9
1958-59	Frank Inman	25	179	7.2
1959-60	Dave Denton	28	239	8.5
1960-61	Alan Nass	26	271	10.4
1961-62	Alan Nass	26	244	9.4
1962-63	Jim Caldwell	26	283	10.9
1963-64	Jim Caldwell	26	364	14.0
1964-65	Jim Caldwell	25	346	13.8
1965-66	Pete Thorne	26	184	7.1
1966-67	Pete Thorne	26	170	6.5
1967-68	Phil Wagner	20	132	6.6
1968-69	Rich Yunkus	25	276	11.0
1969-70	Rich Yunkus	27	323	12.0
1970-71	Rich Yunkus	32	356	11.1
1971-72	Karl Birns	24	156	6.5
1972-73	Andy McCain	24	193	8.0
1973-74	Harry Allen	25	153	5.9
1974-75	Jim Wood	26	249	9.6
1975-76	Mike Green	27	171	6.3
1976-77	Jim Wood	28	187	6.7
1977-78	Lenny Horton	27	202	7.5
1978-79	Lenny Horton	26	198	7.6

1979-80	Lenny Horton	26	170	6.5
1980-81	Lee Goza	27	177	6.6
1981-82	Brook Steppe	25	136	5.4
1982-83	John Salley	27	153	5.7
1983-84	Yvon Joseph	29	208	7.2
1984-85	John Salley	35	250	7.1
1985-86	John Salley	34	228	6.7
1986-87	Tom Hammonds	29	208	7.2
1987-88	Tom Hammonds	30	216	7.2
1988-89	Tom Hammonds	30	242	8.1
1989-90	Malcolm Mackey	35	262	7.5
1990-91	Malcolm Mackey	30	321	10.7
1991-92	Malcolm Mackey	35	316	9.0
1992-93	Malcolm Mackey	30	306	10.2
1993-94	James Forrest	25	198	7.9
1994-95	James Forrest	24	198	8.3
1995-96	Matt Harpring	36	293	8.1
1996-97	Matt Harpring	27	222	8.2
	Eddie Elisma	27	222	8.2
1997-98	Matt Harpring	32	302	9.4
1998-99	Alvin Jones	31	302	9.7
1999-00	Jason Collier	30	276	9.2
2000-01	Alvin Jones	30	312	10.4
2001-02	Ed Nelson	31	215	6.9
2002-03	Chris Bosh	31	278	9.0
2003-04	Luke Schenscher	38	252	6.6
2004-05	Luke Schenscher	32	235	7.3
2005-06	Jeremis Smith	28	230	8.2
2006-07	Jeremis Smith	32	190	5.9
2007-08	Jeremis Smith	32	227	7.1
2008-09	Gani Lawal	31	294	9.5
2009-10	Gani Lawal	36	305	8.5
2010-11	Iman Shumpert	31	184	5.9
2011-12	Glen Rice, Jr.	21	141	6.7
2012-13	Daniel Miller	31	206	6.6
2013-14	Daniel Miller	33	258	7.8
2014-15	Charles Mitchell	31	218	7.0
2015-16	Charles Mitchell	36	349	9.7
2016-17	Ben Lammers	37	342	9.2
2017-18	Ben Lammers	32	259	8.1
2018-19	James Banks II	32	240	7.7
2019-20	James Banks II	31	235	7.6

## Field Goal Percentage

Season	Player	G	FG-FGA	Pct
1952-53	Bill Cohen	22	79-207	.382
1953-54	Dick Lenholt	24	115-306	.376
1954-55	Bill Cohen	25	94-252	.373
1955-56	Bobby Kimmel	23	137-342	.401
1956-57	Terry Randall	26	153-346	.442
1957-58	Terry Randall	25	157-387	.406
1958-59	Terry Randall	26	138-324	.426
1959-60	Roger Kaiser	28	237-503	.471
1960-61	Josh Powell	22	51-121	.421
1961-62	Josh Powell	26	99-231	.429
1962-63	Charlie Spooner	24	41-83	.494
1963-64	R.D. Craddock	25	113-253	.447
1964-65	R.D. Craddock	25	144-294	.490
1965-66	Pete Caldwell	25	55-111	.495
1966-67	Phil Wagner	21	164-291	.564
1967-68	Stan Guth	17	58-108	.537
1968-69	Rich Yunkus	25	243-465	.523
1969-70	Bill Mayer	27	123-194	.634
1970-71	Tommy Wilson	31	103-207	.498
1971-72	Steve Post	26	146-271	.539
1972-73	Andy McCain	24	152-308	.493
1973-74	Jim Wood	25	119-257	.463
1974-75	Jim Wood	26	167-327	.510
1975-76	Mike Green	27	81-150	.540
1976-77	Randy Foster	28	91-173	.526
1977-78	Lenny Horton	27	107-175	.611
1978-79	Lenny Horton	26	136-223	.610
1979-80	Lenny Horton	26	171-293	.584
1980-81	Lee Goza	27	106-174	.609
1981-82	Lee Goza	26	70-110	.636
1982-83	John Salley	27	104-207	.502
1983-84	John Salley	29	126-214	.589
1984-85	John Salley	35	193-308	.627
1985-86	Tom Hammonds	34	168-276	.609
1986-87	Tom Hammonds	29	206-362	.569
1987-88	Tom Hammonds	30	229-403	.568
1988-89	Brian Oliver	32	191-345	.554
1989-90	Brian Oliver	34	260-504	.516
1990-91	Malcolm Mackey	30	190-345	.551
1991-92	Matt Geiger	35	165-270	.611
1992-93	James Forrest	30	246-454	.542
1993-94	Ivano Newbill	29	66-121	.545
1994-95	Eddie Elisma	30	75-145	.517
1995-96	Eddie Elisma	36	129-202	.639
1996-97	Eddie Elisma	27	102-200	.510
1997-98	Alvin Jones	33	80-161	.497
1998-99	Alvin Jones	31	145-277	.523
1999-00	Jason Collier	30	178-376	.473
2000-01	Alvin Jones	30	134-278	.482
2001-02	Ed Nelson	31	101-202	.500
2002-03	Chris Bosh	31	168-300	.560
2003-04	Isma'il Muhammad	38	96-203	.570
2004-05	Ra'Sean Dickey	29	54-87	.621
2005-06	Ra'Sean Dickey	28	148-248	.597
2006-07	Ra'Sean Dickey	32	106-178	.596
	Jeremis Smith	32	99-166	.596
2007-08	Gani Lawal	32	90-158	.570



**CLOCKWISE FROM ABOVE - MARK PRICE IS THE ONLY PLAYER EVER TO LEAD TECH IN SCORING FOUR STRAIGHT YEARS. JIM CALDWELL WAS THE FIRST TECH PLAYER TO AVERAGED DOUBLE FIGURES IN REBOUNDING THREE STRAIGHT YEARS. ALVIN JONES BLOCKED MORE THAN 100 SHOTS IN THREE OF HIS FOUR YEARS.**

2008-09	Gani Lawal	31	184-331	.556
2009-10	Gani Lawal	36	179-293	.611
2010-11	Daniel Miller	31	60-121	.496
2011-12	Kamameon Holsey	31	121-205	.590
2012-13	Kamameon Holsey	31	111-199	.558
2013-14	Daniel Miller	33	149-258	.578
2014-15	Charles Mitchell	31	124-238	.521
2015-16	Charles Mitchell	36	154-297	.519
2016-17	Ben Lammers	37	214-415	.516
2017-18	Abdoulaye Gueye	31	71-152	.467
2018-19	James Banks III	32	128-227	.564
2019-20	Moses Wright	31	169-318	.531

## 3-Point Field Goal Percentage

Season	Player	G	3P-3PA	Pct
1982-83	Mark Price	28	73-166	.440
1986-87	Craig Neal	29	34-82	.415
1987-88	Dennis Scott	32	98-208	.471
1988-89	Brian Oliver	32	28-70	.400
1989-90	Dennis Scott	35	137-331	.414
1990-91	Bryan Hill	29	24-50	.480
1991-92	Travis Best	35	56-145	.386
1992-93	Travis Best	30	80-175	.457
1993-94	Fred Vinson	29	72-181	.398
1994-95	Drew Barry	27	50-117	.427
1995-96	Matt Harpring	36	66-154	.429
1996-97	Matt Harpring	27	65-190	.342
1997-98	Jason Floyd	33	44-114	.386
1998-99	T.J. Vines	31	44-103	.427
1999-00	Jason Collier	30	31-84	.369
2000-01	Tony Atkins	30	78-186	.419
2001-02	Tony Atkins	31	98-243	.403
2002-03	Chris Bosh	31	22-46	.478
2003-04	Marvin Lewis	38	82-206	.398
2004-05	Jarrett Jack	32	46-104	.442
2005-06	Anthony Morrow	28	78-182	.429
2006-07	Thaddeus Young	31	39-93	.419
2007-08	Anthony Morrow	32	81-181	.448
2008-09	Lewis Clinch	24	71-220	.338
2009-10	Glen Rice, Jr.	36	28-60	.467
2010-11	Jason Morris	31	22-55	.400
2011-12	Nick Foreman	30	10-26	.385



## ANNUAL STATISTICAL LEADERS



JIM CALDWELL



ALVIN JONES

1983-84	Mark Price	29	70-85	.824
1984-85	Mark Price	35	137-163	.840
1985-86	Mark Price	34	124-145	.855
1986-87	Duane Ferrell	29	112-138	.811
1987-88	Tom Hammonds	30	109-132	.826
1988-89	Dennis Scott	32	79-97	.814
1989-90	Dennis Scott	35	161-203	.893
1990-91	Kenny Anderson	30	155-187	.829
1991-92	Travis Best	35	72-98	.735
1992-93	Travis Best	30	82-109	.752
1993-94	Travis Best	29	123-142	.866
1994-95	Travis Best	30	116-137	.847
1995-96	Drew Barry	36	105-133	.789
1996-97	Eddie Elisma	27	57-79	.722
1997-98	Matt Harpring	32	179-221	.810
1998-99	Jason Floyd	31	48-57	.842
1999-00	Tony Akins	30	55-71	.775
2000-01	Marvin Lewis	30	46-53	.868
2001-02	Marvin Lewis	31	63-72	.875
2002-03	Marvin Lewis	31	60-73	.822
2003-04	Jarrett Jack	38	154-192	.802
2004-05	Jarrett Jack	32	123-142	.866
2005-06	Anthony Morrow	28	63-71	.887
2006-07	Anthony Morrow	32	49-58	.845
2007-08	Anthony Morrow	32	67-78	.859
2008-09	Zachery Peacock	30	55-75	.733
2009-10	Maurice Miller	32	43-53	.811
2010-11	Maurice Miller	32	54-62	.831
2011-12	Daniel Miller	31	32-42	.762
2012-13	Daniel Miller	31	51-70	.729
2013-14	Trae Golden	31	119-152	.783
2014-15	Marcus Georges-Hunt	30	116-152	.763
2015-16	Marcus Georges-Hunt	36	205-249	.823
2016-17	Ben Lammers	37	98-133	.737
2017-18	Josh Okogie	24	133-162	.821
2018-19	Brandon Alston	26	41-49	.837
2019-20	Jose Alvarado	24	65-82	.793

## Assist Average

Season	Player	G	No	Avg
1965-66	Phil Wagner	26	99	3.8
1966-67	Phil Wagner	21	88	4.2
1967-68	Phil Wagner	20	78	3.9
1968-69	Jim Thorne	24	88	3.7
1969-70	Jim Thorne	27	163	6.0
1970-71	Jim Thorne	30	160	5.3
1971-72	Frank Samoylo	25	88	3.5
1972-73	Steve Sherbak	25	141	5.6
1973-74	Steve Sherbak	15	51	3.4
1974-75	Mike Bottorf	26	72	2.8
1975-76	Mike Bottorf	27	70	2.6
1976-77	Ray Schnitzer	28	60	2.1
1977-78	Billy Smith	27	61	2.3
1978-79	Billy Smith	25	49	2.0
1979-80	Brook Steppe	26	64	2.5
1980-81	George Thomas	21	64	3.0
1981-82	Brian Howard	25	62	2.5
1982-83	Mark Price	28	91	3.3
1983-84	Mark Price	29	121	4.2
1984-85	Mark Price	35	150	4.3
1985-86	Mark Price	34	148	4.4
1986-87	Craig Neal	29	171	5.9
1987-88	Craig Neal	32	303	9.5
1988-89	Brian Oliver	32	223	7.0
1989-90	Kenny Anderson	35	285	8.1
1990-91	Kenny Anderson	30	169	5.6
1991-92	Jon Barry	35	207	5.9
1992-93	Travis Best	30	176	5.9
1993-94	Drew Barry	24	141	5.9
1994-95	Drew Barry	27	181	6.7
1995-96	Drew Barry	36	238	6.6
1996-97	Kevin Morris	27	85	3.1
1997-98	Travis Spivey	33	143	4.3
1998-99	Tony Akins	31	148	4.8
1999-00	Tony Akins	30	108	3.6
2000-01	Tony Akins	30	128	4.3
2001-02	Tony Akins	31	176	5.7
2002-03	Jarrett Jack	31	185	6.0
2003-04	Jarrett Jack	38	213	5.6
2004-05	Jarrett Jack	32	145	4.5
2005-06	Zam Fredrick	28	110	3.9
2006-07	Javaris Crittenton	32	184	5.8
2007-08	Matt Causey	30	111	3.7
2008-09	Iman Shumpert	31	154	4.9
2009-10	Iman Shumpert	30	120	4.0
2010-11	Iman Shumpert	31	108	4.2
2011-12	Mfon Udofia	31	88	2.8
2012-13	Mfon Udofia	31	91	2.9
2013-14	Trae Golden	31	97	3.1
2014-15	Travis Jorgenson	30	100	3.3
2015-16	Marcus Georges-Hunt	36	119	3.3
2016-17	Josh Heath	33	144	4.4
2017-18	Jose Alvarado	25	77	3.1
2018-19	Jose Alvarado	31	105	3.4
2019-20	Jose Alvarado	24	96	4.0

## Blocked Shots

Season	Player	G	No	Avg
1976-77	Tico Brown	28	18	0.6
1977-78	Lenny Horton	27	8	0.3
1978-79	Steve Neal	26	15	0.6
1979-80	Lenny Horton	26	5	0.2
	Kerry O'Brien	26	5	0.2
1980-81	Lee Goza	27	14	0.5
1981-82	Brook Steppe	25	10	0.4
1982-83	John Salley	27	35	1.3
1983-84	John Salley	29	67	2.3
1984-85	John Salley	35	82	2.3
1985-86	John Salley	34	59	1.7
1986-87	Antoine Ford	29	45	1.6
1987-88	Duane Ferrell	32	24	0.8
1988-89	Tom Hammonds	30	26	0.9
1989-90	Malcolm Mackey	35	41	1.8
1990-91	Malcolm Mackey	30	54	1.8
1991-92	Matt Geiger	35	65	1.9
1992-93	Malcolm Mackey	30	61	2.0
1993-94	Eddie Elisma	29	26	0.9
1994-95	Eddie Elisma	30	35	1.2
1995-96	Eddie Elisma	36	65	1.8
1996-97	Eddie Elisma	27	54	2.0
1997-98	Alvin Jones	33	141	4.3
1998-99	Alvin Jones	31	107	3.5
1999-00	Alvin Jones	30	76	2.5
2000-01	Alvin Jones	30	101	3.4
2001-02	Luke Schenscher	19	22	1.2
2002-03	Chris Bosh	31	67	2.2
2003-04	Luke Schenscher	38	54	1.4
2004-05	Luke Schenscher	32	56	1.8
2005-06	Ra'Sean Dickey	28	43	1.5
2006-07	Ra'Sean Dickey	32	31	1.9
2007-08	Gani Lawal	32	32	1.0
2008-09	Alade Aminu	31	55	1.7
2009-10	Derrick Favors	36	74	2.1
2010-11	Daniel Miller	31	67	2.2
2011-12	Daniel Miller	31	75	2.4
2012-13	Daniel Miller	31	64	2.1
2013-14	Daniel Miller	33	80	2.4
2014-15	Demarco Cox	31	28	0.9
2015-16	Ben Lammers	36	47	1.3
2016-17	Ben Lammers	37	125	3.4
2017-18	Ben Lammers	32	78	2.4
2018-19	James Banks III	31	78	2.5
2019-20	James Banks III	31	76	2.5

## Steals

Season	Player	G	No	Avg
1976-77	Ray Schnitzer	28	45	1.6
1977-78	Sammy Drummer	27	39	1.4
	Billy Smith	27	39	1.4
1978-79	Sammy Drummer	26	51	2.0
1979-80	Lenny Horton	26	36	1.4
1980-81	George Thomas	21	42	2.0
1981-82	Brook Steppe	25	26	1.0
1982-83	George Thomas	27	60	2.2
1983-84	Mark Price	29	55	1.9
1984-85	Mark Price	35	66	1.9
1985-86	Mark Price	34	64	1.9
1986-87	Bruce Dalrymple	28	51	1.8
1987-88	Craig Neal	32	56	1.8
1988-89	Dennis Scott	32	45	1.4
1989-90	Kenny Anderson	35	79	2.6
1990-91	Kenny Anderson	30	89	3.0
1991-92	Jon Barry	35	71	2.0
1992-93	Travis Best	30	51	1.7
1993-94	Travis Best	29	58	2.0
1994-95	Travis Best	30	60	2.0
1995-96	Drew Barry	36	65	1.8
1996-97	Kevin Morris	27	43	1.6
1997-98	Dion Glover	33	70	2.1
1998-99	Tony Akins	31	44	1.4
1999-00	Tony Akins	30	35	1.2
2000-01	T.J. Vines	30	39	1.2
2001-02	Tony Akins	31	59	1.9
2002-03	Jarrett Jack	31	51	1.6
2003-04	Jarrett Jack	38	74	1.9
2004-05	Jarrett Jack	32	58	1.8
2005-06	Mario West	22	45	2.0
2006-07	Javaris Crittenton	32	65	2.0
2007-08	Jeremis Smith	32	45	1.4
2008-09	Iman Shumpert	31	64	2.1
2009-10	Iman Shumpert	30	58	1.9
2010-11	Iman Shumpert	31	85	2.7
2011-12	Glen Rice, Jr.	21	28	1.3
2012-13	Daniel Miller	31	27	0.9
2013-14	Daniel Miller	33	38	1.2
2014-15	Marcus Georges-Hunt	30	39	1.3
2015-16	Marcus Georges-Hunt	36	31	0.9
2016-17	Quinton Stephens	37	44	1.2
2017-18	Josh Okogie	24	42	1.8
2018-19	Jose Alvarado	31	56	1.8
2019-20	Jose Alvarado	24	53	2.2

## Most Double-Doubles in a Season - ACC Era

Malcolm Mackey (1991-92)	17
Malcolm Mackey (1992-93)	16
Matt Harpring (1997-98)	16
Charles Mitchell (2015-16)	16
Ben Lammers (2016-17)	16
Gani Lawal (2008-09)	15
Malcolm Mackey (1990-91)	13
Chris Bosh (2002-03)	13
Jason Collier (1999-2000)	12
Matt Harpring (1995-96)	11
Alvin Jones (1998-99)	11
Derrick Favors (2009-10)	11
Alvin Jones (2000-01)	10

## Season Double-Doubles

Since 1953, eight Georgia Tech players have averaged double figures in points and rebounds for an entire season.

Player	Year	PPG	RPG
Alvin Jones	2001	13.4	10.4
Malcolm Mackey	1993	15.6	10.2
Malcolm Mackey	1991	15.3	10.7
Rich Yunkus	1971	25.5	11.1
Rich Yunkus	1970	30.1	12.0
Rich Yunkus	1969	24.1	11.0
Jim Caldwell	1965	17.4	13.8
Jim Caldwell	1964	14.0	14.0
Jim Caldwell	1963	13.7	10.9
Dave Denton	1958	12.0	10.9
Lenny Cohen	1957	13.4	11.1
Dick Lenholt	1955	10.0	10.6
Pete Silas	1953	17.0	13.7

## Most Points by a Freshman

Kenny Anderson (1989-90)	722	35	games
Stephon Marbury (1995-96)	679	36	games
Josh Okogie (2016-17)	596	37	games
Mark Price** (1982-83)	568	28	games

## Top Freshman Seasons (ppg)

Kenny Anderson** (1989-90)	20.6
Mark Price** (1982-83)	20.3
Stephon Marbury** (1995-96)	18.9
Dion Glover (1997-98)	18.4
Josh Okogie (2016-17)	16.1
Chris Bosh** (2002-03)	15.6
Dennis Scott** (1987-88)	15.5
Bruce Dalrymple** (1983-84)	13.6
Glen Rice, Jr. (2010-11)	13.3
Javaris Crittenton (2006-07)	14.4
Thaddeus Young (2006-07)	14.4
Derrick Favors** (2009-10)	12.4
Travis Best (1991-92)	12.3
Tom Hammonds** (1985-89)	12.2
Matt Harpring (1994-95)	12.1
John Salley (1982-83)	11.5
Tony Akins (1998-99)	11.3

\*\*ACC Rookie of the Year

## TEAM SEASON HIGHS

## Most Points

1.	3096	1989-90
2.	2911	2003-04
3.	2888	1995-96
4.	2813	1991-92
5.	2637	2015-16
6.	2621	2009-10
7.	2614	1987-88
8.	2566	1988-89
9.	2553	1985-86
10.	2518	1997-98

## Fewest Points

1.	1483	1979-80
2.	1503	1980-81
3.	1544	1981-82
4.	1626	1961-62
5.	1659	1955-56
6.	1671	1960-61
7.	1818	1957-58
8.	1841	1962-63
9.	1846	1967-68
10.	1850	1964-65

## Highest Scoring Avg.

1.	88.5	1989-90
2.	82.8	1966-67
3.	82.5	1990-91
4.	81.7	1987-88
5.	81.6	1969-70
6.	80.4	1991-92
7.	80.3	1965-66
8.	80.22	1995-96
9.	80.19	1988-89
10.	80.0	1994-95

## Lowest Scoring Avg.

1.	55.7	1980-81
2.	57.0	1979-80
3.	59.4	1981-82
4.	60.2	2011-12
5.	61.5	1996-97
6.	62.5	1961-62
7.	63.3	2014-15
8.	64.3	1960-61
	64.3	2012-13
10.	65.3	2018-19

## Highest Scoring Margin

1.	+12.2	1978-79
2.	+11.6	1985-86
3.	+9.5	1960-61
4.	+9.4	2003-04
5.	+9.2	2006-07
6.	+9.0	1984-85
7.	+7.69	1987-88
8.	+7.66	1989-90
9.	+7.4	2004-05
10.	+7.1	2009-10

## Most Field Goals

1.	1141	1989-90
2.	1056	1991-92
3.	1031	1995-96
4.	1029	2003-04
5.	1008	1985-86
6.	996	1987-88
7.	966	1970-71
8.	965	2015-16
9.	957	1988-89
10.	948	2009-10

## Most Field Goal Attempts

1.	2302	1989-90
2.	2213	2003-04
3.	2183	1991-92
4.	2161	1995-96
5.	2150	2015-16
6.	2113	1970-71
7.	2079	2016-17
8.	2064	2009-10
9.	2005	1997-98
10.	1995	1990-91

## Highest Field Goal Pct.

1.	.546 (1008-1846)	1985-86
2.	.529 (623-1178)	1981-82
3.	.516 (943-1827)	1984-85
4.	.511 (841-1647)	1969-70
5.	.509 (792-1556)	1983-84
6.	.503 (996-1981)	1987-88
7.	.497 (794-1598)	1978-79
8.	.4964 (957-1928)	1988-89
9.	.4957 (1141-2302)	1989-90
10.	.493 (905-1833)	1992-93

## Lowest Field Goal Pct.

1.	.348 (579-1645)	1955-56
2.	.359 (683-1903)	1957-58
3.	.362 (678-1874)	1956-57
4.	.372 (612-1643)	1961-62
5.	.3765 (605-1607)	1960-61
6.	.3761 (689-1832)	1958-59
7.	.396 (590-1489)	1996-97
8.	.400 (775-1936)	1973-74
9.	.405 (752-1855)	2010-11
10.	.407 (731-1978)	1962-63

## Most 3-Pt. Field Goals

1.	296	1995-96
2.	267	2003-04
3.	261	2001-02
4.	260	1989-90
	260	2000-01
6.	242	1999-00
7.	231	1997-98
8.	219	1998-99
9.	214	2007-08
10.	213	2009-10
	213	2015-16

## Most 3-Pt. FG Attempts

1.	776	1995-96
2.	729	2003-04
3.	715	1997-98
4.	705	1999-00
5.	700	2000-01
6.	695	2001-02
7.	663	1998-99
8.	645	1989-90
9.	643	2010-11
10.	597	2015-16

## Highest 3-Pt. FG Pct.

1.	.427 (112-265)	*1982-83
2.	.423 (154-364)	1987-88
3.	.403 (260-645)	1989-90
4.	.386 (154-399)	2005-06
5.	.385 (147-382)	1992-93
6.	.381 (296-776)	1995-96
7.	.377 (195-517)	1994-95
8.	.376 (261-695)	2001-02
9.	.375 (154-411)	1988-89
10.	.372 (214-575)	2007-08

## Lowest 3-Pt. FG Pct.

1.	.267 (131-491)	2014-15
2.	.290 (168-579)	1996-97
3.	.299 (192-643)	2010-11
4.	.307 (176-573)	2018-19
5.	.312 (161-516)	2019-20
6.	.312 (158-507)	2011-12
7.	.315 (173-549)	2013-14
8.	.318 (173-544)	2012-13
9.	.318 (156-490)	2017-18
10.	.323 (231-715)	1997-98
11.	.323 (159-492)	2008-09

\*3-pt line of 17ft-9in for 1982-83 season;  
no 3-pt shot from 1983-86; 19ft-9in from  
1986-87 through 2007-08.; 20ft-9in  
since then.

## Most Free Throws

1.	656	1956-57
2.	586	2003-04
3.	582	1970-71
4.	562	1984-85
5.	554	1989-90
6.	537	1985-86
7.	530	1995-96
8.	527	1959-60
9.	523	1997-98
10.	521	1969-70

## Fewest Free Throws

1.	287	1980-81
2.	298	1981-82
3.	308	2011-12
4.	312	1996-97
5.	318	2012-13
6.	337	1979-80
7.	350	1972-73
8.	363	2014-15
9.	374	1992-93
10.	379	1962-63

## Most Free Throw Att.

1.	943	1956-57
2.	847	2003-04
3.	825	1970-71
4.	794	1984-85
5.	782	1989-90
6.	779	2009-10
7.	766	1991-92
	766	1997-98
9.	754	1995-96
10.	749	1971-72

## Fewest Free Throw Att.

1.	459	1981-82
2.	462	1979-80
3.	470	1980-81
4.	471	2011-12
5.	477	1996-97
6.	479	1972-73
7.	501	2012-13
8.	512	1977-78
9.	516	1962-63
10.	529	1978-79

## Highest Free Throw Pct.

1.	.768 (434-565)	1976-77
2.	.761 (404-531)	1967-68
3.	.760 (396-521)	1986-87
4.	.758 (496-654)	1988-89
5.	.754 (386-512)	1977-78
6.	.747 (395-529)	1978-79
7.	.743 (521-701)	1969-70
8.	.734 (379-516)	1962-63
9.	.7320 (407-556)	1966-67
10.	.7317 (461-630)	1960-61

## Lowest Free Throw Pct.

1.	.611 (287-470)	1980-81
2.	.621 (412-663)	1998-99
3.	.630 (419-665)	2008-09
4.	.635 (318-501)	2012-13
5.	.646 (363-560)	2014-15
6.	.649 (298-459)	1981-82
7.	.654 (312-477)	1996-97
8.	.654 (308-471)	2011-12
9.	.657 (512-779)	2009-10
10.	.660 (402-609)	1961-62

## Most Rebounds

1.	1432	1991-92
2.	1430	2009-10
3.	1422	2003-04
4.	1396	2015-16
5.	1346	1989-90
6.	1330	2016-17
7.	1318	1997-98
8.	1308	1970-71
	1308	1995-96
10.	1299	1959-60

## Highest Rebound Margin

1.	+7.4	2015-16
2.	+7.3	2014-15
3.	+5.8	2006-07
4.	+4.7	2009-10
5.	+4.4	2005-06
6.	+4.0	1962-63
7.	+3.9	1976-77
8.	+3.58	1974-75
9.	+3.45	2002-03
	+3.45	2011-12

## Most Fouls

1.	795	2003-04
2.	721	2007-08
3.	674	1973-74
4.	670	2009-10
5.	669	2001-02
6.	665	2006-07
7.	648	2004-05
8.	645	2000-01
9.	643	2015-16
10.	639	2010-11

## Fewest Fouls

1.	414	1957-58
2.	436	1996-97
3.	448	1981-82
4.	454	1968-69
5.	455	1955-56
6.	460	1993-94
7.	461	1992-93
8.	462	1962-63
9.	464	1959-60
10.	466	1956-57

## Most Disqualifications

1.	29	1961-62
2.	28	1973-74
	28	1982-83
4.	27	1955-56
	27	1979-80
6.	26	1972-73
7.	24	1983-84
	24	1989-90
9.	23	2019-20
10.	22	1980-81

## Fewest Disqualifications

1.	5	2011-12
	5	2016-17
3.	7	1960-61
	7	2008-09
5.	8	1992-93
	8	1994-95
	8	1996-97
	8	2002-03
	8	2010-11
	8	2014-15

## Most Assists

1.	680	1987-88
2.	662	1991-92
3.	653	1985-86
4.	631	1988-89
5.	629	1989-90
6.	622	1995-96
7.	589	1997-98
8.	588	1992-93
9.	579	2003-04
10.	578	1984-85

## Highest Assist Average

1.	21.3	1987-88
2.	19.7	1988-89
3.	19.6	1992-93
4.	19.2	1985-86
5.	18.9	1989-90
6.	18.1	1986-87
7.	18.0	1989-90
8.	17.9	1965-66
9.	17.6	1969-70
10.	17.3	1995-96
	17.3	1993-94

## Most Steals

1.	338	2003-04
2.	316	2006-07
3.	297	2010-11
4.	288	1995-96
	288	2009-10
6.	269	2001-02
7.	265	2004-05
	265	2007-08
9.	256	1991-92
	256	2008-09

## Balanced Scoring

Seasons in which five players  
averaged in double figures.

## 1991-92

Jon Barry	17.2
Malcolm Mackey	15.8
James Forrest	13.3
Travis Best	12.3
Matt Geiger	11.8

## 1985-86

Mark Price	17.4
John Salley	13.1
Tom Hammonds	12.2
Duane Ferrell	12.1
Bruce Dalrymple	10.8

## 1964-65

Jim Caldwell	17.4
R.D. Craddock	15.2
Pres Judy	10.7
Ron Scharf	10.5
Charles Kenney	10.5

## Most Blocked Shots

1.	221	2016-17
2.	209	1997-98
3.	190	2009-10
4.	180	1991-92
5.	172	2003-04
6.	171	1998-99
	171	2017-18
8.	164	2002-03
9.	162	2004-05
10.	154	2008-09



## TEAM SEASON HIGHS



**LETHAL WEAPON 3 - TECH'S HIGHEST SCORING TEAM EVER (1989-90)**  
FEATURED **DENNIS SCOTT (27.7 ppg)**, **KENNY ANDERSON (20.6)** AND  
**BRIAN OLIVER (21.3)**.

**Opponent  
Season Highs**

Most points: 2,828 in 1989-90  
Highest scoring average: 85.3 in 1973-74 (2,218 in 26 games)  
Fewest points: 1,558 in 1979-80  
Lowest scoring average: 59.8 in 1959-60 (1,674 in 28 games)  
Most field goals: 1,093 in 1989-90  
Most field goals attempted: 2,394 in 1989-90  
Highest field goal percentage: .499 in 1980-81  
Lowest field goal percentage: .356 in 1959-60  
Most 3-point field goals: 272 in 2016-17  
Most 3-point field goals attempted: 824 in 2016-17  
Highest 3-point field goal percentage: .381 in 1982-83  
Lowest 3-point field goal percentage: .285 in 2019-20 (*Tech record*)  
Most free throws: 609 in 2007-08  
Fewest free throws: 295 in 1981-82  
Most free throws attempted: 909 in 2003-04  
Fewest free throws attempted: 427 in 1981-82  
Highest free throw percentage: .740 in 1965-66  
Lowest free throw percentage: .643 in 1997-98  
Most rebounds: 1,418 in 2003-04  
Most personal fouls: 759 in 2003-04  
Most assists: 612 in 1989-90  
Most blocked shots: 209 in 1997-98  
Most steals: 308 in 1997-98

**Most Points**

1.	2,828	1989-90
2.	2,735	1995-96
3.	2,608	1991-92
4.	2,552	2003-04
5.	2,545	2015-16

**Fewest Points**

1.	1,558	1979-80
2.	1,579	1981-82
3.	1,662	1960-61
4.	1,667	1978-79
5.	1,674	1959-60

**Highest Scoring Avg.**

1.	85.3	1973-74
2.	84.4	1971-72
3.	83.3	1972-73
4.	82.5	1974-75
5.	80.8	1989-90

**Lowest Scoring Avg.**

1.	59.8	1959-60
2.	59.9	1979-80
3.	60.7	1981-82
4.	60.9	1984-85
5.	62.4	2012-13

**Field Goals**

1.	1,093	1989-90
2.	1,027	1995-96
3.	993	1991-92
4.	961	1987-88
5.	931	2015-16

**Field Goal Attempts**

1.	2,394	1989-90
2.	2,368	1991-92
3.	2,276	1995-96
4.	2,231	2016-17
5.	2,228	2003-04

**Highest Field Goal Pct.**

1.	.499 (778-1558)	1980-81
2.	.495 (735-1484)	1977-78
3.	.494 (549-1112)	1979-80
4.	.491 (847-1725)	1973-74
5.	.485 (768-1582)	1975-76

**Lowest Field Goal Pct.**

1.	.356 (624-1753)	1959-60
2.	.365 (618-1693)	1955-56
3.	.367 (682-1858)	1956-57
4.	.381 (679-1781)	1957-58
5.	.384 (818-2129)	2009-10

**3-Point Field Goals**

1.	272	2016-17
2.	255	1995-96
3.	240	2009-10
4.	239	2001-02
5.	227	2017-18

**3-Point Field Goal Att.**

1.	824	2016-17
2.	762	2009-10
3.	733	2003-04
4.	697	2018-19
5.	693	1995-96

**Highest 3-Pt. FG Pct.**

1.	.381 (106-278)	*1982-83
2.	.3794 (96-253)	1986-87
3.	.3791 (196-517)	2010-11
4.	.374 (216-577)	1989-90
5.	.369 (178-482)	1999-00

\*3-pt line of 17ft-9in for 1982-83 season; no 3-pt shot from 1983-86; 19ft-9in from 1986-87 through 2007-08; 20ft-9in since then.

**Lowest 3-Pt. FG Pct.**

1.	.2847 (168-590)	2019-20
2.	.2974 (218-733)	2003-04
3.	.2977 (207-697)	2018-19
4.	.300 (107-357)	1987-88
5.	.3150 (240-762)	2009-10

**Most Free Throws**

1.	609	2007-08
2.	604	2003-04
3.	600	1971-72
4.	548	1965-66
5.	541	1957-58

**Fewest Free Throws**

1.	295	1981-82
2.	299	1975-76
3.	310	1977-78
4.	314	1996-97
5.	318	1993-94

**Most Free Throw Att.**

1.	909	2003-04
2.	867	2007-08
3.	828	1971-72
4.	779	1957-58
5.	777	2000-01

**Fewest Free Throw Att.**

1.	427	1981-82
2.	439	1975-76
3.	460	1977-78
4.	479	1996-97
5.	485	1993-94

**Highest Free Throw Pct.**

1.	.740 (548-741)	1965-66
2.	.733 (481-656)	1966-67
3.	.725 (600-828)	1971-72
4.	.722 (459-636)	1967-68
5.	.720 (403-560)	2011-12

**Lowest Free Throw Pct.**

1.	.643 (382-594)	1997-98
2.	.646 (426-659)	1995-96
3.	.647 (442-683)	1991-92
4.	.654 (428-654)	1963-64
5.	.656 (318-485)	1993-94

**Most Rebounds**

1.	1,418	2003-04
2.	1,343	2016-17
3.	1,340	1989-90
4.	1,336	1991-92
5.	1,315	1995-96

**Most Assists**

1.	612	1989-90
2.	602	1987-88
3.	601	1995-96
4.	580	1991-92
5.	552	1988-89

**Most Steals**

1.	308	1997-98
2.	303	1991-92
3.	293	1998-99
4.	292	1995-96
5.	284	2009-10

**Most Blocked Shots**

1.	209	1997-98
2.	180	1991-92
3.	172	2003-04
4.	171	1998-99
5.	164	2002-03

**Most Fouls**

1.	759	2003-04
2.	712	1984-85
3.	686	1989-90
4.	687	2009-10
5.	676	1985-86

## ANNUAL TEAM TOTALS (SINCE 1955-56)

## Georgia Tech • All Games

Year	G	W-L	Home	Away	Neutral	FG	FGA	Pct	3P	3PA	Pct	FT	FTA	Pct	OR	DR	Reb	Avg	PF	Dq	A	Avg	TO	Avg	Bl	Avg	St	Avg	Pts	Avg	
2019-20	31	17-14	10-6	6-7	1-1	781	1727	.452	161	516	.312	403	595	.677	301	826	1127	36.4	591	23	425	13.7	503	16.2	142	4.6	220	7.1	2126	68.6	
2018-19	32	14-18	11-7	3-9	0-2	755	1714	.440	176	573	.307	405	588	.689	262	809	1071	33.5	459	14	433	13.5	459	14.3	166	5.2	221	6.9	2091	65.3	
2017-18	32	13-19	12-7	1-10	0-2	753	1770	.425	156	490	.318	439	616	.713	334	750	1084	33.9	533	15	409	12.8	411	12.8	171	5.3	221	6.9	2101	65.7	
2016-17	37	21-16	17-4	3-10	1-2	910	2079	.438	171	516	.331	505	740	.682	356	974	1330	35.0	591	5	570	15.4	494	13.4	221	6.0	245	6.6	2496	67.5	
2015-16	36	21-15	14-5	5-8	2-2	965	2150	.449	213	597	.357	492	681	.722	469	927	1396	38.8	643	10	487	13.5	403	11.2	151	4.2	158	4.4	2637	73.2	
2014-15	31	12-19	8-8	2-9	2-2	734	1800	.408	131	491	.267	363	560	.648	444	743	1187	38.3	516	8	362	11.7	394	12.7	104	3.4	177	5.7	1962	63.3	
2013-14	33	16-17	10-7	5-7	1-3	796	1847	.431	173	549	.315	435	636	.684	373	814	1187	36.0	586	12	434	13.1	399	12.1	140	4.2	171	5.2	2200	66.7	
2012-13	31	16-15	11-6	3-7	2-2	751	1791	.426	173	544	.318	318	501	.635	366	789	1155	37.3	517	9	394	12.7	399	12.9	129	4.2	182	5.9	1993	64.3	
2011-12	31	11-20	7-8	3-9	1-3	700	1639	.427	158	507	.312	308	471	.654	340	747	1087	35.1	513	5	340	11.0	448	14.4	152	4.8	161	5.2	1866	60.2	
2010-11	31	13-18	10-6	1-10	2-2	752	1855	.405	192	643	.299	406	589	.689	394	707	1101	35.5	639	8	408	13.2	481	15.5	126	4.1	297	9.6	2102	67.8	
2009-10	36	23-13	14-2	3-8	6-3	948	2064	.459	213	587	.363	512	779	.657	477	953	1430	39.7	670	10	508	14.1	591	16.4	190	5.3	288	8.0	2621	72.8	
2008-09	31	12-19	9-8	2-10	1-1	815	1868	.436	159	492	.323	419	665	.630	404	807	1211	39.1	608	7	462	14.9	522	16.8	154	5.0	256	8.3	2208	71.2	
2007-08	32	15-17	6-7	6-8	3-2	883	1873	.471	214	575	.372	502	717	.700	371	716	1087	34.0	721	15	480	15.0	490	15.3	112	3.5	265	8.3	2482	77.6	
2006-07	32	20-12	16-1	1-8	3-3	935	1909	.490	201	540	.372	444	652	.681	445	721	1166	36.4	665	14	491	15.3	503	15.7	114	3.6	316	9.9	2515	78.6	
2005-06	28	11-17	10-5	0-10	1-2	739	1608	.460	154	399	.386	380	570	.667	374	668	1042	37.2	609	18	411	14.7	499	17.8	116	4.1	244	8.7	2012	71.9	
2004-05	32	20-12	13-3	4-6	3-3	849	1877	.452	190	570	.333	483	699	.691	400	848	1248	39.0	648	10	471	14.7	483	15.1	162	5.1	265	8.3	2371	74.1	
2003-04	38	28-10	13-3	7-5	8-2	1029	2213	.465	267	729	.366	586	847	.692	429	993	1422	37.4	795	20	579	15.2	578	15.2	172	4.5	338	8.9	2911	76.6	
2002-03	31	16-15	13-3	2-11	1-1	836	1857	.450	178	506	.352	447	656	.681	428	760	1188	38.3	582	8	484	15.6	469	15.1	164	5.3	243	7.8	2297	74.1	
2001-02	31	15-16	9-7	4-6	2-3	834	1937	.431	261	695	.376	441	637	.692	439	745	1184	38.2	669	12	481	15.5	478	15.4	101	3.3	269	8.7	2370	76.5	
2000-01	30	17-13	12-3	2-8	3-2	776	1822	.426	260	700	.371	457	662	.690	345	780	1125	37.5	645	20	488	16.3	474	15.8	136	4.5	238	7.9	2269	75.6	
1999-00	30	13-17	11-5	0-9	2-3	725	1778	.408	242	705	.343	427	625	.683	410	757	1167	38.9	516	15	456	15.2	509	17.0	147	4.9	196	6.5	2119	70.6	
1998-99	31	15-16	10-5	2-8	3-3	728	1772	.411	219	663	.330	412	663	.621	385	760	1145	36.9	508	15	423	13.6	536	17.3	171	5.5	190	5.8	2087	67.3	
1997-98	33	19-14	12-6	4-7	3-1	882	2005	.440	231	715	.323	523	766	.683	483	835	1318	39.9	525	17	502	15.2	589	17.8	209	6.3	253	7.7	2518	76.3	
1996-97	27	9-18	8-6	0-9	1-3	590	1489	.396	168	579	.290	312	477	.654	419	560	979	36.3	436	8	325	12.0	438	16.1	107	4.0	168	6.2	1660	61.5	
1995-96	36	24-12	11-1	6-5	7-6	1031	2161	.477	296	776	.381	530	754	.703	456	852	1308	36.3	606	20	622	17.3	533	14.8	130	3.6	288	8.0	2888	80.2	
1994-95	30	18-12	14-3	2-6	2-3	883	1879	.470	195	517	.377	439	610	.720	403	658	1062	35.4	457	8	531	17.7	399	13.3	115	3.8	252	8.4	2400	80.0	
1993-94	29	16-13	11-3	2-7	3-3	807	1793	.450	187	525	.356	399	572	.698	405	694	1099	37.9	459	10	501	17.3	421	14.5	96	3.3	217	7.5	2200	75.9	
1992-93	30	19-11	9-5	6-5	4-1	905	1833	.494	147	382	.385	374	547	.684	405	771	1130	39.2	461	8	588	19.6	485	16.1	151	5.0	191	6.4	2331	77.7	
1991-92	35	23-12	13-3	4-5	6-4	1056	2183	.484	118	512	.367	513	766	.670	483	949	1432	40.9	611	12	662	18.9	-	-	180	5.1	256	7.3	2813	80.4	
1990-91	30	17-13	9-3	2-7	6-3	944	1995	.473	183	504	.363	403	603	.668	392	750	1255	41.8	490	13	497	16.6	-	-	129	4.3	215	7.2	2474	82.5	
1989-90	35	28-7	11-2	5-4	12-1	1141	2302	.496	260	645	.403	554	782	.708	-	-	1346	38.5	596	26	629	18.0	-	-	90	3.7	249	7.1	3096	88.5	
1988-89	32	20-12	13-2	4-6	3-4	957	1928	.496	154	411	.375	496	654	.758	-	-	1184	37.0	573	16	631	19.7	-	-	73	2.3	178	5.6	2566	80.2	
1987-88	32	22-10	13-3	5-5	4-2	996	1981	.503	154	364	.423	468	649	.721	-	-	1129	35.3	522	13	680	21.3	-	-	92	2.9	237	7.4	2614	81.7	
1986-87	29	16-13	7-2	4-8	5-3	798	1633	.489	59	162	.364	396	521	.760	-	-	977	33.7	514	17	525	18.1	-	-	85	2.9	176	6.1	2051	70.7	
1985-86	34	27-7	10-2	7-2	10-3	1008	1846	.546	-	-	-	537	738	.728	-	-	1115	32.8	559	13	653	19.2	-	-	124	3.6	238	7.0	2553	75.1	
1984-85	35	27-8	13-2	5-4	9-2	943	1827	.516	-	-	-	562	794	.708	-	-	1168	33.8	558	11	578	16.5	-	-	120	3.4	232	6.6	2448	69.9	
1983-84	29	18-11	13-2	1-7	4-2	792	1556	.509	-	-	-	439	622	.706	-	-	957	33.0	549	24	477	16.4	-	-	96	3.7	196	6.8	2023	69.8	
1982-83	28	13-15	1-3	0-9	1-3	725	1603	.452	112	265	.427	447	640	.698	-	-	986	35.2	618	28	365	13.0	-	-	106	3.4	198	7.1	2009	71.8	
1981-82	26	10-16	8-5	2-7	0-4	623	1178	.529	-	-	-	298	459	.649	-	-	718	27.6	448	11	293	12.7	-	-	37	1.4	118	4.5	1544	59.4	
1980-81	27	4-23	4-12	0-8	0-3	607	1389	.437	-	-	-	287	470	.611	-	-	893	33.1	543	22	243	9.0	-	-	45	1.7	123	4.6	1503	55.7	
1979-80	26	8-18	7-7	0-9	1-2	573	1169	.490	-	-	-	337	462	.729	-	-	712	27.4	583	27	299	11.5	-	-	27	1.0	152	5.8	1483	57.0	
1978-79	26	17-9	13-1	3-8	1-0	794	1598	.497	-	-	-	395	529	.747	-	-	905	34.8	517	17	258	9.9	-	-	35	1.3	198	7.6	1983	76.3	
1977-78	27	15-12	10-3	2-8	3-1	773	1592	.486	-	-	-	386	512	.754	-	-	889	32.9	507	10	267	11.1	-	-	36	1.3	168	6.2	1932	71.6	
1976-77	28	18-10	12-1	3-5	3-4	766	1592	.481	-	-	-	434	565	.768	-	-	972	34.7	611	16	292	10.4	-	-	69	2.5	161	5.8	1966	70.2	
1975-76	27	13-14	9-4	0-6	4-4	735	1529	.481	-	-	-	390	573	.681	-	-	888	32.9	520	18	283	11.3	-	-	-	-	-	-	-	1860	68.9
1974-75	26	11-15	8-5	2-8	1-2	776	1750	.443	-	-	-	382	571	.669	-	-	1162	44.6	524	14	298	11.5	-	-	-	-	-	-	-	1934	74.4
1973-74	26	5-21	4-10	1-7	0-4	775	1936	.400	-	-	-	385	540	.713	-	-	1081	41.6	674												



## ANNUAL TEAM TOTALS (SINCE 1955-56)

## Opponents • All Games

Year	G	W-L	Att.	Dates	Avg.	FG	FGA	Pct	3P	3PA	Pct	FT	FTA	Pct	OR	DR	Reb	Avg	PF	Dq	A	Avg.	TO	Avg.	Bl	Avg.	St	Avg.	Pts	Avg	
2019-20	31	14-17	90,260	16	5,641	719	1800	.399	168	590	.285	453	637	.711	327	723	1050	33.9	560	15	372	12.0	430	13.9	112	3.6	240	7.7	2059	66.4	
2018-19	32	14-18	107,003	18	5,945	740	1847	.401	207	697	.297	443	643	.689	375	777	1152	36.0	555	8	452	14.1	409	12.8	108	3.4	225	7.0	2130	66.6	
2017-18	32	13-19	123,843	19	6,518	768	1791	.429	227	599	.379	407	569	.715	331	751	1042	33.8	547	12	457	14.2	403	12.6	104	3.3	203	6.3	2172	67.9	
2016-17	37	21-16	126,718	21	6,034	887	2231	.398	272	824	.330	426	608	.730	430	913	1343	36.3	662	12	490	13.2	484	13.1	145	3.9	252	6.8	2472	66.8	
2015-16	36	21-15	110,804	19	5,832	931	2108	.442	206	644	.320	477	667	.715	347	783	1130	31.4	638	16	436	12.1	353	9.8	98	2.7	169	4.7	2545	70.7	
2014-15	31	12-19	99,212	16	6,201	723	1644	.440	172	540	.319	384	555	.692	384	555	962	31.0	539	8	393	11.7	363	11.7	122	3.9	202	6.5	2002	64.6	
2013-14	33	16-17	111,926	17	6,584	761	1815	.419	197	594	.332	485	688	.705	328	769	1097	33.2	576	10	399	12.1	334	10.1	121	3.7	205	6.2	2204	66.8	
2012-13	31	16-15	125,200	17	7,365	687	1715	.401	182	563	.323	377	566	.666	312	757	1069	34.5	480	6	383	12.4	391	12.6	131	4.2	191	6.2	1933	62.4	
2011-12	31	11-20	73,933	15	4,929	669	1658	.403	199	573	.347	403	580	.720	306	674	980	31.6	490	11	376	12.1	347	11.2	103	3.3	211	6.8	1940	62.6	
2010-11	31	13-18	97,523	16	6,095	701	1592	.440	196	517	.379	481	719	.669	290	781	1071	34.5	563	7	394	12.7	514	16.6	83	2.7	200	6.5	2079	67.1	
2009-10	36	23-13	127,669	16	7,979	818	2129	.384	240	762	.315	489	734	.666	482	777	1259	35.0	687	14	472	13.1	547	15.2	113	3.1	284	7.9	2365	65.7	
2008-09	31	12-19	127,101	17	7,477	769	1848	.416	201	620	.324	477	703	.679	384	759	1143	36.9	591	11	428	13.8	503	16.2	85	2.7	269	8.4	2216	71.5	
2007-08	32	15-17	119,483	13	9,191	804	1782	.452	215	636	.338	609	867	.702	394	717	1111	34.7	675	21	441	13.8	520	16.3	108	3.4	243	7.6	2432	76.0	
2006-07	32	20-12	156,247	17	9,191	746	1702	.438	200	605	.331	530	753	.704	351	631	982	30.7	616	18	450	14.1	503	15.7	97	3.0	224	7.0	2222	69.4	
2005-06	28	11-17	137,685	15	9,191	685	1555	.441	166	483	.344	483	704	.686	325	593	918	32.8	525	12	444	15.9	432	15.4	74	2.6	241	8.6	2019	72.1	
2004-05	32	20-12	137,685	15	9,191	735	1882	.391	202	641	.315	461	700	.659	418	752	1170	36.6	651	11	402	12.6	483	15.1	128	4.0	226	7.1	2133	66.7	
2003-04	38	28-10	145,210	16	9,076	865	2228	.388	218	733	.297	604	909	.664	522	896	1418	37.7	759	18	468	12.3	640	16.8	124	3.3	267	7.0	2552	67.2	
2002-03	31	16-15	128,481	15	8,565	777	1830	.425	204	567	.360	407	591	.689	378	703	1081	34.9	597	16	469	15.1	462	14.9	131	4.2	241	7.8	2165	69.8	
2001-02	31	15-16	113,498	17	6,676	804	1792	.449	239	672	.356	529	759	.697	375	756	1131	36.5	574	9	512	16.5	500	16.1	97	3.1	237	7.6	2176	76.6	
2000-01	30	17-13	138,691	17	8,158	740	1816	.407	175	552	.317	532	777	.685	406	793	1199	40.0	605	23	434	14.5	483	16.1	109	3.6	200	6.7	2187	72.9	
1999-00	30	13-17	105,253	16	6,578	782	1842	.425	178	482	.369	400	574	.697	377	723	1100	36.7	609	22	460	15.3	427	14.2	70	2.3	255	8.5	2142	71.4	
1998-99	31	15-16	109,486	14	7,820	850	1982	.429	177	520	.340	361	524	.689	432	790	1222	39.4	613	24	499	16.1	466	15.0	112	3.6	293	9.5	2238	72.2	
1997-98	33	19-14	126,791	18	7,044	899	2193	.410	202	599	.337	382	594	.643	543	733	1276	38.7	664	17	497	15.1	524	15.9	98	3.0	308	9.3	2382	72.2	
1996-97	32	9-18	146,996	15	9,800	642	1459	.440	139	409	.340	314	479	.656	344	572	916	33.9	469	10	364	13.7	378	14.0	66	2.4	223	8.3	1737	64.3	
1995-96	36	24-12	154,615	14	11,044	1027	2276	.451	255	693	.368	426	659	.646	530	785	1315	36.5	657	12	601	16.7	530	14.7	121	3.4	292	8.1	2735	76.0	
1994-95	30	18-12	166,415	16	10,400	829	1838	.451	195	517	.367	359	505	.711	414	684	1098	36.6	549	14	492	16.4	501	16.7	102	3.4	198	6.6	2130	73.4	
1993-94	29	16-13	134,165	14	9,582	814	1897	.429	184	510	.361	318	485	.656	477	672	1149	39.6	495	9	455	15.7	424	14.6	83	2.9	218	7.5	2224	74.1	
1992-93	30	19-11	154,806	15	10,320	863	2017	.428	169	530	.319	362	525	.690	475	620	1049	36.5	485	11	488	16.3	398	13.3	99	3.3	263	8.8	2257	75.2	
1991-92	35	23-12	141,272	16	8,830	993	2368	.419	172	524	.328	442	683	.647	555	781	1336	38.2	666	19	580	16.6	-	-	-	115	3.3	303	8.7	2608	74.5
1990-91	30	17-13	122,752	13	9,442	864	2051	.421	181	497	.364	401	562	.714	458	724	1182	39.4	538	9	494	16.5	-	-	-	108	3.6	228	7.6	2310	77.0
1989-90	35	28-7	116,087	13	8,930	1093	2394	.457	216	577	.374	426	608	.701	-	-	1340	38.3	686	23	612	17.5	-	-	-	104	3.0	214	6.1	2828	80.8
1988-89	32	20-12	148,257	17	8,721	911	1999	.456	139	407	.342	413	612	.675	-	-	1077	33.7	596	15	552	17.3	-	-	-	64	2.0	203	6.3	2374	74.2
1987-88	32	22-10	139,909	18	7,713	961	2085	.461	107	357	.300	338	503	.672	-	-	1157	36.2	588	14	602	18.8	-	-	-	63	2.0	226	7.1	2368	74.0
1986-87	29	16-13	-	-	-	759	1629	.466	-	-	-	372	542	.686	-	-	909	31.3	531	14	473	16.3	-	-	-	64	2.2	232	8.0	1986	68.5
1985-86	34	27-7	-	-	-	885	1971	.449	-	-	-	392	555	.706	-	-	1031	30.3	676	18	490	14.4	-	-	-	63	1.9	236	6.9	2162	63.5
1984-85	35	27-8	-	-	-	885	1998	.443	-	-	-	362	509	.711	-	-	1048	29.9	712	30	484	13.8	-	-	-	74	2.1	251	7.2	2132	60.9
1983-84	29	18-11	-	-	-	751	1681	.447	-	-	-	369	521	.708	-	-	931	32.1	564	16	417	14.4	-	-	-	75	2.6	176	6.1	1871	64.5
1982-83	28	13-15	-	-	-	736	1587	.464	106	278	.381	471	685	.688	-	-	1011	36.1	649	23	327	11.7	-	-	-	84	3.0	188	6.7	2049	73.2
1981-82	26	10-16	-	-	-	641	1333	.481	-	-	-	295	427	.691	-	-	696	26.8	441	8	278	10.7	-	-	-	77	3.0	148	5.7	1579	60.7
1980-81	27	4-23	-	-	-	778	1558	.499	-	-	-	374	549	.681	-	-	897	33.2	503	8	346	12.8	-	-	-	67	2.5	200	7.4	1930	71.5
1979-80	26	8-18	-	-	-	549	1112	.494	-	-	-	460	644	.714	-	-	668	25.7	468	18	241	9.3	-	-	-	49	1.9	177	6.8	1558	59.9
1978-79	26	17-9	-	-	-	653	1427	.458	-	-	-	361	508	.711	-	-	864	33.2	489	9	328	12.6	-	-	-	43	1.7	126	4.8	1667	64.1
1977-78	27	15-12	-	-	-	735	1484	.495	-	-	-	310	460	.674	-	-	866	32.1	454	27	348	12.9	-	-	-	65	1.7	128	4.7	1780	65.9
1976-77	28	18-10	-	-	-	731	1520	.481	-	-	-	411	611	.673	-	-	861	30.8	579	12	313	11.2	-	-	-	48	2.4	141	5.0	1873	66.9
1975-76	27	13-14	-	-	-	768	1582	.485	-	-	-	299	439	.681	-	-	934	34.6	545	25	282	10.4	-	-	-	-	-	-	-	1835	68.0
1974-75	26	11-15	-	-	-	893	1911	.467	-	-	-	358	514	.696	-	-	1069	41.1	544	14	341	13.1	-	-	-	-	-	-	-	2144	82.5
1973-74	26	5-21	-	-	-	847	1725	.491	-	-	-	524	74																		

# SINGLE-GAME RECORDS

## TECH • TEAM

Most points in a game: 135 vs. Loyola Marymount (GT 135-94), 12-22-1990  
 Most points in a game, both teams: 229 vs. Loyola Marymount (GT 135-94), 12-22-1990  
 Most points in a loss: 112 vs. Wake Forest (WF 114-112, 2 ot), 3-8-2007  
 Most points in a half: 82 vs. Loyola Marymount (2nd), 12-22-1990  
 Most points in first half: 65 vs. Wofford, 11-29-1982  
 Most points in a second half: 82 vs. Loyola Marymount, 12-22-1990  
 Most points in one OT period: 18 vs. NC State, 2-25-1996  
 Most points in all OT periods: 30 vs. Georgia (3 ot), 12-19-1990; vs. Wake Forest (2 ot), 3-8-2007  
 Fewest points: 3 vs. Vanderbilt (Vanderbilt 28, GT 3), 2-27-1920  
 Largest victory margin: 59 vs. USC-Aiken (GT 119, USC-Aiken 60), 11-25-1985  
 Largest defeat margin: 69 by Georgia (Georgia 78, GT 9), 1-22-1909  
 Most field goals: 52 vs. Furman, 2-8-1966; USC-Aiken, 11-25-1985  
 Most field goal attempts: 120 vs. Tampa, 1-2-1953  
 Highest field goal percentage: .729 (35-48) vs. Presbyterian, 11-30-1981  
 Lowest field goal percentage: .200 (13-65) vs. Arkansas, 11-30-1961  
 Most 3-point field goals: 17 (31 att.) vs. Clemson, 1-24-2001  
 Most 3-point field goal attempts: 37 vs. North Carolina (made 16), 2-10-1996  
 Highest 3-point field goal percentage: .778 (7-9) vs. Texas, 11-27-1991; vs. Maryland, 2-17-1988; vs. Louisville, 1-6-1988  
 Most free throws: 46 vs. Furman, 12-2-1972  
 Most free throw attempts: 56 vs. Furman, 12-22-1971  
 Highest free throw percentage: 1.000 vs. Maryland (18-18), 2-2-1985  
 Lowest free throw percentage: .231 (3-13) vs. Virginia, 2-8-2014  
 Most rebounds: 77 vs. Baylor, 12-4-1958  
 Most personal fouls: 38 (2ot) vs. Wake Forest, 3-8-2007; 37 (regulation) vs. Yale, 12-28-1973  
 Most assists: 34 vs. Youngstown State, 12-29-1993  
 Most blocked shots: 16 vs. Southern, 11-14-2016  
 Most steals: 24 vs. Florida A&M, 11-26-1994  
 Fewest turnovers: 4 vs. LSU, 3-17-1990; Wake Forest, 2-13-1988

## TECH • INDIVIDUAL

Most points: 50, Kenny Anderson vs. Loyola Marymount, 12-22-1990  
 Most field goals: 18, Kenny Anderson vs. Loyola Marymount, 12-22-1990; Rich Yunkus vs. Florida State, 1-24-1970; Yunkus vs. Georgia State, 2-17-1970; Pres Judy vs. Florida State, 2-25-1967  
 Most field goal attempts: 32, Dennis Scott vs. LSU, 3-17-1990; Sammy Drummer vs. DePaul, 1-2-1979  
 Highest field goal percentage (minimum 10 attempts): 1.000 (10-10), Matt Geiger vs. Clemson, 3-8-1992  
 Most 3-point field goals: 11, Dennis Scott vs. Houston, 12-28-1988  
 Most 3-point field goal attempts: 19, Dennis Scott vs. Houston, 12-28-1988  
 Highest 3-point field goal percentage (minimum 5 attempts): 1.000 (5-5), Tony Akins vs. Davidson, 12-19-2001  
 Most free throws: 19, Tom Hammonds vs. Iowa State, 3-18-88; Rich Yunkus vs. North Carolina, 2-14-1970  
 Most free throw attempts: 22, Kenny Anderson vs. Georgia, 12-19-1990  
 Highest free throw percentage (most attempts): 1.000 (15-15), Roger Kaiser vs. Oklahoma City, 2-14-1959  
 Most rebounds: 27, Eric Crake vs. Georgia, 2-4-1953  
 Most assists: 19, Craig Neal vs. Duke, 12-28-1988  
 Most steals: 9, Jose Alvarado vs. NC State, 1-25-2020  
 Most blocked shots: 11, Alvin Jones vs. Winthrop, 11-24-1997

## BY OPPONENT • TEAM

Most points in a game: 121 by UCLA (UCLA 121-90), 12-27-1969  
 Most points in a Tech win: 108 by Clemson (GT 111-108), 1-24-2001; Florida State (GT 111-108, 2ot), 2-11-1999  
 Most points in a half: 67 by Illinois (1st), 11-23-2001  
 Most points in first half: 67 by Illinois, 11-23-2001  
 Most points in one OT period: 24 by Clemson, 2-5-1992  
 Most points in all OT periods: 32 by Wake Forest (2ot), 3-8-2007  
 Fewest points: 6 by Auburn (GT 21-6), 2-27-1914  
 Most field goals: 49 by UCLA, 12-27-1969; NC State, 2-10-1973  
 Most field goal attempts: 103 by Loyola Marymount, 12-22-1990  
 Highest field goal percentage: .700 (28-40) by North Carolina, 1-23-1982  
 Lowest field goal percentage: .163 (13-80) by Kentucky, 1-2-1960  
 Most 3-point field goals: 16 by Duke (31 attempts), 1-4-2017  
 Most 3-point field goal attempts: 41 by NC State (made 12), 1-24-2004  
 Highest 3-point field goal percentage (minimum 10 attempts): .786 (11-14) by Clemson, 1-12-2011  
 Most free throws: 41 by Maryland, 1-25-2006  
 Most free throw attempts: 52 by Rice, 12-16-1963  
 Lowest free throw percentage: .250 (4-16) by George Washington, 3-18-2005  
 Most rebounds: 68 by Tennessee, 1-24-1959  
 Most assists: 28 by Maryland, 2-16-2000  
 Most blocked shots: 13 by Duke, 2-5-2005  
 Most steals: 18 by Maryland, 2-21-1999

## BY OPPONENT • INDIVIDUAL

Most points: 48, Rodney Monroe of NC State, 1-13-1991  
 Most field goals: 18, Evers Burns of Maryland, 2-6-1993  
 Most field goals attempted: 37, Rodney Monroe of NC State, 1-13-1991  
 Most 3-point field goals: 10, Keke Hicks of Coastal Carolina, 11-28-1994  
 Most 3-point field goal attempts: 18, Keke Hicks of Coastal Carolina, 11-28-1994  
 Most free throws: 17, Garrison Brooks of North Carolina, 1-4-2020  
 Most free throws attempted: 19, Tony Windis of Wyoming, 12-22-1958; Tyler Hansbrough, North Carolina, 2-15-2006  
 Most rebounds: 26, Bob Lienhard of Georgia, 12-7-1967  
 Most assists: 15, Chris Corchiani of NC State, 2-20-1988; Ishmael Smith of Wake Forest, 3-8-2007  
 Most blocked shots: 8, Cedric Lewis of Maryland, 2-13-1991  
 Most steals: 9, Derrick Phelps of North Carolina, 2-2-1992

## 30-Point Games

50	Kenny Anderson vs. Loyola Marymount (12-22-1990)	32	Shaun Fein vs. Wofford (11-17-2000)
47	Rich Yunkus vs. Furman (1-15-1970)	32	Lewis Clinch vs. Clemson (3-12-2009)
47	Rich Yunkus vs. North Carolina (2-14-1970)	32	Brian Oliver vs. Syracuse (11-27-2010)
42	Dennis Scott vs. Pittsburgh (12-4-1989)	31	Roger Kaiser vs. Furman (12-3-1960)
42	Kenny Anderson vs. Howard (1-2-1991)	31	Dave Clark at NC State (2-12-1966)
41	Rich Yunkus at Tulane (3-1-1969)	31	Rich Yunkus at Pittsburgh (2-9-1970)
41	Rich Yunkus vs. Florida State (1-24-1970)	31	Rich Yunkus at Georgia (2-4-1970)
41	Kenny Anderson vs. Villanova (12-28-1990)	31	Bob Seemer vs. Georgia (12-3-1969)
40	Pres Judy vs. Florida State (2-25-1967)	31	Tico Brown vs. Memphis State (1-17-1977)
40	Rich Yunkus vs. Georgia State (2-17-1970)	31	Lenny Horton vs. Wake Forest (1-26-1980)
40	Rich Yunkus at Georgia (12-4-1970)	31	Mark Price vs. NC State (2-3-1983)
40	Tom Hammonds vs. Georgia State (1-10-1989)	31	Mark Price at Virginia (2-14-1983)
40	Dennis Scott vs. Minnesota (3-25-1990)	31	Duane Ferrell at DePaul (2-22-1987)
40	Kenny Anderson vs. Georgia (12-19-1990)	31	Dennis Scott at George Washington (12-3-1988)
39	Pete Silas at Furman (1-31-1953)	31	Tom Hammonds vs. Maryland (2-4-1989)
39	Jim Wood vs. Georgia (3-5-1975)	31	Dennis Scott vs. Duke (3-10-1990)
39	Dennis Scott vs. Houston (12-28-1988)	31	Brian Oliver vs. Duke (3-10-1990)
38	Roger Kaiser at Kentucky (1-7-1961)	31	Kenny Anderson vs. Michigan State (3-23-1990)
38	Rich Yunkus at UCLA (12-27-1969)	31	Kenny Anderson vs. DePaul (3-15-1991)
38	Josh Okogie vs. Tulane (11-26-2016)	31	Malcolm Mackey vs. Georgia State (12-14-1991)
38	Roger Kaiser vs. Georgia Southern (2-13-1960)	31	Matt Harpring at Florida State (2-18-1998)
37	Pres Judy vs. NC State (1-14-1967)	31	Jason Floyd vs. Charleston Southern (11-16-1998)
37	Rich Yunkus at UTPE (12-20-1968)	31	Jason Floyd vs. Mount St. Mary's (12-30-1998)
37	Rich Yunkus at Florida State (2-21-1970)	31	Anthony Morrow at Tennessee State (11-11-2007)
37	Rich Yunkus vs. Georgia (2-3-1971)	30	Jim Nolan at Kentucky (2-21-1948)
37	Rich Yunkus vs. Auburn (1-14-1971)	30	Roger Kaiser vs. LSU (2-8-1960)
37	Sammy Drummer vs. Campbell (2-26-1979)	30	Mike Tomasovich vs. Tulane (2-12-1962)
37	Dennis Scott vs. North Carolina (2-1-1990)	30	Jim Caldwell vs. VMI (1-18-1965)
36	Phil Wagner vs. Tulane (1-6-1968)	30	Phil Wagner vs. Georgia (12-7-1967)
36	Rich Yunkus vs. Jacksonville (2-26-1970)	30	Rich Yunkus vs. SMU (12-2-1970)
36	Rich Yunkus vs. Auburn (1-17-1970)	30	Rich Yunkus at Jacksonville (2-8-1969)
36	Sammy Drummer at Memphis (1-16-1979)	30	Rich Yunkus at Clemson (1-20-1971)
36	Dennis Scott at Wake Forest (1-6-1990)	30	Tico Brown at East Carolina (2-17-1979)
36	Dennis Scott at Duke (1-28-1990)	30	Sammy Drummer vs. Southern Mississippi (1-9-1978)
36	Dennis Scott vs. Maryland (2-13-1990)	30	Sammy Drummer at Georgia (1-11-1978)
36	Dennis Scott vs. East Tennessee State (3-15-1990)	30	Mark Price vs. NC State (2-2-1983)
36	James Forrest vs. Maryland (1-4-1994)	30	Tom Hammonds at Wake Forest (2-13-1988)
36	B.J. Elder vs. Clemson (1-27-2004)	30	Tom Hammonds vs. East Carolina (1-4-1989)
35	Jim Caldwell vs. Texas Tech (12-30-1964)	30	Tom Hammonds at Wake Forest (1-7-1989)
35	Rich Yunkus vs. Clemson (1-6-1971)	30	Dennis Scott vs. Richmond (11-28-1989)
35	Sammy Drummer at Seton Hall (11-24-1978)	30	Dennis Scott vs. Pittsburgh (12-28-1989)
35	Brook Stepp vs. Virginia Tech (12-22-1979)	30	Dennis Scott vs. Duke (1-11-1990)
35	Brook Stepp vs. Duke (2-20-1982)	30	Dennis Scott at Louisville (2-10-1990)
35	Will Bynum vs. North Carolina (3-12-2005)	30	Dennis Scott vs. LSU (3-17-1990)
35	Josh Okogie vs. Florida State (1-25-2017)	30	Dennis Scott vs. Minnesota (3-25-1990)
35	Joe Helms vs. Mississippi State (1-14-1956)	30	Kenny Anderson at Maryland (2-13-1991)
34	Jim Caldwell at Furman (1-9-1965)	30	James Forrest vs. Georgia State (12-12-1992)
34	Duane Ferrell at Clemson (3-5-1988)	30	James Forrest vs. Coastal Carolina (11-28-1994)
34	Dennis Scott vs. Notre Dame (2-25-1989)	30	Travis Best vs. Maryland (2-4-1995)
34	Brian Oliver vs. North Carolina (2-1-1990)	30	Drew Barry at North Carolina (2-10-1996)
34	Brian Oliver vs. Clemson (3-3-1990)	30	Matt Harpring at Virginia (2-21-1996)
34	Gani Lawal vs. Penn State (12-3-2008)	30	Matt Harpring vs. Coastal Carolina (12-17-1997)
34	Michael Devoe at Georgia (11-20-2019)	30	Matt Harpring vs. North Carolina (2-8-1998)
33	Terry Randall vs. Furman (12-6-1956)	30	Jason Collier at Florida State (2-11-1999)
33	Jim Caldwell vs. Florida State (2-15-1964)	30	B.J. Elder vs. North Carolina (2-10-2004)
33	Rich Yunkus at Florida State (2-18-1969)	30	Will Bynum vs. Wake Forest (1-27-2005)
33	Rich Yunkus at Auburn (12-19-1970)	30	Thaddeus Young vs. Wake Forest (3-8-2007)
33	Brook Stepp at Georgia Southern (2-13-1982)	30	Matt Causey vs. Virginia Tech (1-19-2008)
33	Mark Price vs. Virginia (3-12-1983)	30	Lewis Clinch vs. Miami (3-4-2009)
33	Yvon Joseph vs. Central Michigan (12-17-1983)	30	Iman Shumpert vs. North Carolina (1-16-2010)
33	Tom Hammonds vs. Iowa State (3-18-1988)	30	Iman Shumpert vs. North Carolina (1-16-2011)
33	Brian Oliver vs. North Carolina A&T (12-11-1989)	30	Adam Smith at Pittsburgh (1-6-2016)
33	Dennis Scott vs. Coastal Carolina (12-19-1990)	30	Marcus Georges-Hunt vs. Wake Forest (2-10-2016)
33	Dennis Scott at North Carolina (2-28-1990)	30	Josh Okogie vs. Miami (1-3-2018)
33	Malcolm Mackey vs. Morgan State (11-27-1990)		
33	Kenny Anderson at Virginia (12-19-1991)		
33	Dion Glover vs. Seton Hall (3-11-1998)		
33	Tony Akins at Florida State (2-21-2000)		
33	Marvin Lewis vs. Florida State (1-14-2003)		
33	Moses Wright at Syracuse (2-22-2020)		
32	Bud Blemker vs. Alabama (2-2-1957)		
32	Roger Kaiser vs. Vanderbilt (1-16-1960)		
32	Rich Yunkus vs. Jacksonville (1-6-1969)		
32	Rich Yunkus at Georgia (12-5-1968)		
32	Rich Yunkus at Tulane (2-23-1970)		
32	Rich Yunkus vs. Tampa (2-26-1971)		
32	Bob Murphy vs. Furman (12-22-1971)		
32	Brook Stepp vs. Seton Hall (2-2-1980)		
32	Sammy Drummer at Davidson (12-21-1977)		
32	Dennis Scott vs. Georgia (12-16-1989)		
32	Kenny Anderson vs. Pittsburgh (12-28-1989)		
32	Dennis Scott at Clemson (1-25-1990)		
32	Kenny Anderson at Notre Dame (2-24-1990)		
32	Kenny Anderson vs. Fordham (12-8-1990)		
32	Kenny Anderson vs. Wake Forest (1-6-1991)		
32	Kenny Anderson vs. Clemson (1-24-1991)		
32	Kenny Anderson vs. Duke (1-30-1991)		
32	Jon Barry vs. Florida State (1-23-1992)		
32	Travis Best vs. Georgia State (12-4-1993)		
32	Travis Best vs. East Carolina (12-3-1994)		
32	Michael Maddox vs. North Carolina (2-8-1998)		

## Rebounds

27	Eric Crake vs. Georgia (2-4-1953)	19	Pete Silas at Mississippi (2-7-1953)
26	Jim Caldwell vs. Georgia (12-2-1963)	19	Lenny Cohen vs. Duke (11-30-1956)
26	Pete Silas at Furman (1-31-1953)	19	Dave Denton vs. Tulane (2-8-1958)
23	Jim Caldwell vs. Mississippi State (1-25-1965)	19	Alan Nass vs. Georgia (12-1-1960)
22	Dick Lenholt vs. Georgia (2-17-1955)	19	Jim Caldwell at Furman (12-3-1962)
22	Dave Denton vs. Kentucky (1-27-1958)	19	Jim Caldwell vs. Vanderbilt (2-13-1963)
21	Frank Inman vs. Florida (2-23-1959)	19	Jim Caldwell at Furman (1-9-1965)
21	Jim Caldwell vs. Mississippi (1-11-1964)	19	Jim Wood vs. Presbyterian (1-24-1975)
21	Jim Caldwell vs. Georgia (1-21-1964)	19	Ivano Newbill vs. Tulane (12-27-1990)
21	Bill Cohen vs. LSU (2-13-1956)	19	Malcolm Mackey vs. Ohio State (3-17-1991)
20	Jim Caldwell vs. Florida State (2-15-1964)	19	Matt Geiger vs. St. Bonaventure (12-30-1991)
20	Jim Caldwell at Ohio State (1-2-1965)	19	Alvin Jones vs. Iowa (12-27-1998)
20	Mike Green vs. St. Bonaventure (12-28-1974)	19	Charles Mitchell at Clemson (2-13-2016)

*! performances vacated by the NCAA Committee on Infractions*



# SINGLE-GAME HIGHS

## Field Goals

- 18 Rich Yunkus vs. Georgia State (2-17-1970)
- 18 Rich Yunkus vs. Florida State (1-24-1970)
- 18 Pres Judy at Florida State (2-24-1968)
- 18 Kenny Anderson vs. Loyola Marymount (12-22-1990)
- 17 Pete Silas at Furman (1-31-1953)
- 17 Rich Yunkus at Tulane (3-1-1969)
- 17 Rich Yunkus vs. Furman (1-15-1970)
- 16 Roger Kaiser vs. Georgia Southern (2-13-1960)
- 16 Rich Yunkus at Georgia (12-4-1970)
- 16 Rich Yunkus vs. Georgia (2-3-1971)
- 16 Rich Yunkus at UCLA (12-27-1969)
- 16 Jim Wood vs. Georgia (3-5-1975)
- 16 James Forrest vs. Maryland (1-4-1994)
- 15 Last: Gani Lawal vs. Penn State (12-3-2008)

## Field Goal Attempts

- 32 Sammy Drummer at DePaul (1-2-1979)
- 32 Dennis Scott vs. LSU (3-17-1990)
- 31 Jim Caldwell vs. Texas Tech (12-30-1964)
- 30 Sammy Drummer at Georgia (1-11-1978)
- 29 Pete Silas at Tampa (1-2-1953)
- 29 Rich Yunkus at UTEP (12-20-1968)
- 29 Rich Yunkus at SMU (12-10-1969)
- 29 Rich Yunkus at UCLA (12-27-1969)
- 29 Kenny Anderson vs. Howard (1-2-1991)
- 28 Last: Glen Rice vs. Florida State (2-10-2011)

## 3-Point Field Goals

- 11 Dennis Scott vs. Houston (12-28-1988)
- 9 Dennis Scott at North Carolina (1-28-1989)
- 9 Drew Barry at North Carolina (2-10-1996)
- 9 Tony Akins at Florida State (2-21-2000)
- 9 Lewis Clinch vs. Miami (3-4-2009)
- 8 Mark Price vs. Virginia (3-12-1983)
- 8 Dennis Scott vs. Georgia State (1-12-1988)
- 8 Dennis Scott vs. Pittsburgh (12-4-1989)
- 8 Fred Vinson at North Carolina (2-12-1994)
- 8 Adam Smith at Pittsburgh (1-6-2016)
- 7 Dennis Scott vs. Coastal Carolina (11-28-1988)
- 7 Dennis Scott vs. North Carolina (3-1-1989)
- 7 Brian Oliver vs. Wake Forest (2-7-1990)
- 7 Dennis Scott vs. Maryland (2-13-1990)
- 7 Dennis Scott at North Carolina (2-28-1990)
- 7 Dennis Scott vs. Minnesota (3-25-1990)
- 7 Dennis Scott vs. UNLV (3-31-1990)
- 7 Kenny Anderson vs. Howard (1-2-1991)
- 7 Jon Barry at Wake Forest (1-18-1992)
- 7 Shaun Fein vs. Wofford (11-17-2000)
- 7 Shaun Fein at Clemson (1-24-2001)
- 7 B.J. Elder vs. North Carolina (2-10-2004)
- 7 B.J. Elder vs. Michigan (11-30-2004)
- 7 Anthony Morrow at Michigan State (11-30-2005)
- 7 Anthony Morrow vs. Winston-Salem State (1-3-2007)
- 7 Matt Causey vs. Virginia Tech (1-19-2008)
- 7 Lewis Clinch vs. Florida State (3-13-2009)

## 3-Point Field Goal Attempts

- 19 Dennis Scott vs. Houston (12-28-1988)
- 18 Dennis Scott at North Carolina (1-28-1989)
- 18 Lewis Clinch vs. Florida State (3-13-2009)
- 17 Drew Barry at North Carolina (2-10-1996)
- 16 Kenny Anderson vs. Howard (1-2-1991)
- 16 Lewis Clinch vs. Miami (3-4-2009)
- 15 Dennis Scott vs. North Carolina (3-10-1989)
- 15 Dennis Scott at North Carolina (2-28-1990)
- 15 Lewis Clinch at North Carolina (2-28-2009)

## Free Throws

- 19 Rich Yunkus vs. North Carolina (2-14-1970)
- 19 Tom Hammonds vs. Iowa State (3-18-1988)
- 18 Frank Samoylo vs. Georgia (2-2-1972)
- 18 Kenny Anderson vs. Georgia (12-19-1990)
- 17 Gani Lawal at Charlotte (1-2-1910)
- 17 Bobby Kimmel vs. Canisius (12-31-1955)
- 16 Roger Kaiser vs. Kentucky (1-25-1960)
- 16 Rich Yunkus vs. Jacksonville (2-26-1970)
- 16 Peanut Murphy vs. Furman (12-22-1971)
- 15 Last: Marcus Georges-Hunt vs. Clemson (3-9-2016)

## Free Throw Attempts

- 22 Kenny Anderson vs. Georgia (12-19-1990)
- 21 Tom Hammonds vs. Iowa State (3-18-1988)
- 21 Jeremis Smith at Georgia (12-7-2005)
- 20 Bobby Kimmel vs. Canisius (12-31-1955)
- 20 Rich Yunkus vs. North Carolina (2-14-1970)
- 20 Rich Yunkus vs. Jacksonville (2-26-1970)
- 20 Frank Samoylo vs. Georgia (2-2-1972)
- 20 Gani Lawal at Charlotte (1-2-2010)
- 19 Terry Randall at Kentucky (1-5-1957)
- 19 Roger Kaiser vs. Kentucky (1-30-1961)
- 19 Peanut Murphy vs. Furman (12-22-1971)
- 19 Alvin Jones vs. Charleston Southern (11-16-1998)
- 19 Gani Lawal at Chattanooga (12-14-2009)

## Assists

- 19 Craig Neal vs. Duke (2-28-1988)
- 18 Kenny Anderson vs. Pittsburgh (12-28-1989)
- 17 Craig Neal vs. Virginia (2-25-1988)
- 17 Kenny Anderson vs. North Carolina (2-1-1990)
- 14 Mark Price vs. Monmouth (1-17-1985)
- 14 Craig Neal at Duke (2-3-1988)
- 14 Craig Neal at Maryland (2-8-1988)
- 14 Craig Neal at NC State (2-20-1988)
- 14 Brian Oliver vs. Clemson (1-25-1989)
- 13 Steve Sherbak vs. Oklahoma City (2-28-1973)
- 13 Craig Neal vs. North Carolina A&T (1-14-1987)
- 13 Craig Neal vs. Maryland (2-17-1988)
- 13 Kenny Anderson vs. Fordham (2-15-1990)
- 13 Kenny Anderson vs. Morgan State (11-27-1990)
- 13 Kenny Anderson at North Carolina (1-27-1991)
- 13 Jon Barry vs. NC State (2-29-1992)
- 13 Drew Barry at Virginia (1-22-1995)
- 12 Last time: Iman Shumpert vs. Penn State (12-3-2008)

## Steals

- 9 Jose Alvarado vs. NC State (1-25-2020)
- 8 Kenny Anderson vs. Duke (1-30-1991)
- 7 Mark Price vs. Clemson (1-26-1984)
- 7 Mark Price vs. Texas A&M (12-20-1985)
- 7 Travis Best vs. Georgia State (12-12-1992)
- 7 Stephen Marbury vs. Georgetown (11-22-1995)
- 7 Jarrett Jack vs. NC State (3-14-2003)
- 7 Javaris Crittenton vs. Clemson (2-3-2007)
- 7 Iman Shumpert vs. Virginia Tech (1-25-2011)
- 6 Mark Price vs. Clemson (3-7-1986)
- 6 Bruce Dalrymple vs. Virginia (3-8-1985)
- 6 George Thomas vs. Newberry (1-12-1981)
- 6 Kenny Anderson vs. Georgia (12-19-1990)
- 6 Kenny Anderson vs. Howard (1-2-1991)
- 6 Matt Harpring vs. Florida A&M (11-26-1994)
- 6 Travis Best vs. East Carolina (12-3-1994)
- 6 Travis Best vs. Cincinnati (12-28-1994)
- 6 Matt Harpring at Florida State (1-29-1995)
- 6 Drew Barry at NC State (2-25-1995)
- 6 Drew Barry vs. Manhattan (11-15-1995)
- 6 Tony Akins vs. Kentucky (12-19-1998)
- 6 Shaun Fein vs. Florida A&M (2-5-2000)
- 6 Jarrett Jack vs. Hofstra (11-20-2003)
- 6 Iman Shumpert vs. Clemson (2-22-2009)
- 6 Iman Shumpert vs. Virginia Tech (3-6-2010)
- 6 Iman Shumpert at Wake Forest (3-3-2011)

## Blocked Shots

- 11 Alvin Jones vs. Winthrop (11-24-1997)
- 9 Alvin Jones vs. Georgetown (3-16-1998)
- 9 Alvin Jones vs. Charleston Southern (11-16-1998)
- 9 Ben Lammers vs. Southern (11-14-2016)
- 8 Alvin Jones vs. Georgia Southern (1-28-1998)
- 8 Alvin Jones vs. Delaware State (12-6-1997)
- 8 Alvin Jones vs. Coastal Carolina (12-17-1997)
- 8 Alvin Jones vs. Mount St. Mary's (12-30-1998)
- 8 Alvin Jones vs. Mercer (11-19-1999)
- 8 Alvin Jones vs. Harvard (12-28-2000)
- 8 Alvin Jones vs. Maryland (1-6-2001)
- 8 Ben Lammers at Virginia Tech (1-18-2017)
- 8 Ben Lammers vs. Mississippi (3-21-2017)
- 8 Ben Lammers vs. Bethune-Cookman (11-19-2017)
- 8 James Banks III vs. Bethune-Cookman (12-1-2019)
- 7 Alvin Jones vs. North Texas (12-31-1997)
- 7 Alvin Jones vs. Virginia (2-9-2000)
- 7 John Salley vs. Wake Forest (2-10-1985)
- 7 Matt Geiger vs. Virginia (3-13-1992)
- 7 Eddie Elisma vs. Manhattan (11-15-1995)
- 7 Daniel Miller vs. Charleston Southern (11-12-2010)
- 7 Ben Lammers vs. Grambling State (12-1-2017)
- 7 James Banks III vs. Clemson (2-6-2019)
- 7 James Banks III vs. Duke (1-8-2020)

*! performances vacated by the NCAA Committee on Infractions*

# ACC Game Individual Highs

## 30-Point Games

- 37 Dennis Scott vs. North Carolina (2-1-1990)
- 36 Dennis Scott at Wake Forest (1-6-1990)
- 36 Dennis Scott at Duke (1-28-1990)
- 36 Dennis Scott vs. Maryland (2-13-1990)
- 36 James Forrest vs. Maryland (1-4-1994)
- 36 B.J. Elder vs. Clemson (1-27-2004)
- 35 Brook Steppe vs. Duke (2-20-1982)
- 35 Will Byrum vs. North Carolina (3-12-2005)
- 35 Josh Okogie vs. Florida State (1-25-2017)
- 34 Duane Ferrell at Clemson (3-5-1988)
- 34 Brian Oliver vs. North Carolina (2-1-1990)
- 34 Brian Oliver vs. Clemson (3-3-1990)
- 33 Mark Price vs. Virginia (3-12-1983)
- 33 Dennis Scott at North Carolina (2-28-1990)
- 33 Kenny Anderson at Virginia (2-19-1991)
- 33 Tony Akins at Florida State (2-21-2000)
- 33 Marvin Lewis vs. Florida State (1-14-2003)
- 33 Moses Wright at Syracuse (2-22-2020)
- 32 Dennis Scott at Clemson (1-25-1990)
- 32 Kenny Anderson vs. Wake Forest (1-6-1991)
- 32 Kenny Anderson vs. Clemson (1-24-1991)
- 32 Kenny Anderson vs. Duke (1-30-1991)
- 32 Jon Barry vs. Florida State (1-23-1992)
- 32 Michael Maddox vs. North Carolina (2-8-1998)
- 32 Lewis Clinch vs. Clemson (3-12-2009)

- 31 Lenny Horton vs. Wake Forest (1-26-1980)
- 31 Mark Price at Virginia (2-14-1983)
- 31 Tom Hammonds vs. Maryland (2-4-1989)
- 31 Dennis Scott vs. Duke (3-10-1990)
- 31 Brian Oliver vs. Duke (3-10-1990)
- 31 Matt Harpring at Florida State (2-18-1998)
- 30 Mark Price vs. NC State (2-2-1983)
- 30 Tom Hammonds at Wake Forest (2-13-1988)
- 30 Tom Hammonds at Wake Forest (1-7-1989)
- 30 Dennis Scott vs. Duke (1-11-1990)
- 30 Kenny Anderson vs. Maryland (2-13-1991)
- 30 Travis Best at Maryland (2-4-1995)
- 30 Drew Barry at North Carolina (2-10-1996)
- 30 Matt Harpring at Virginia (2-21-1996)
- 30 Matt Harpring vs. North Carolina (2-8-1998)
- 30 Jason Collier vs. Florida State (2-11-1999)
- 30 B.J. Elder vs. North Carolina (2-10-2004)
- 30 Will Byrum vs. Wake Forest (1-27-2005)
- 30 Thaddeus Young vs. Wake Forest (3-8-2007)
- 30 Matt Causey vs. Virginia Tech (1-19-2008)
- 30 Lewis Clinch vs. Miami (3-4-2009)
- 30 Iman Shumpert vs. North Carolina (1-16-2010)
- 30 Iman Shumpert vs. North Carolina (1-16-2011)
- 30 Adam Smith at Pittsburgh (1-6-2016)
- 30 Marcus Georges-Hunt vs. Wake Forest (2-10-2016)
- 30 Josh Okogie vs. Miami (1-3-2018)

## Rebounds

- 19 Charles Mitchell at Clemson (2-13-2016)
- 18 Alvin Jones vs. North Carolina (2-3-2001)
- 18 Gani Lawal vs. Miami (2-10-2010)
- 18 Derrick Favors vs. Maryland (2-20-2010)
- 17 Malcolm Mackey vs. NC State (1-27-1991)
- 17 Malcolm Mackey vs. Maryland (1-5-1993)
- 17 Alvin Jones vs. Florida State (2-11-1999)
- 17 Luke Schenscher vs. North Carolina (3-12-2004)
- 17 Gani Lawal vs. Duke (1-14-2009)
- 17 Gani Lawal vs. Maryland (1-10-2009)
- 17 Ben Lammers vs. Boston College (2-11-2017)
- 16 Tom Hammonds vs. N. Carolina (3-10-1989)
- 16 Malcolm Mackey vs. Duke (1-11-1990)
- 16 Malcolm Mackey vs. NC State (3-8-1991)
- 16 Malcolm Mackey vs. Maryland (2-6-1993)
- 16 Matt Harpring vs. North Carolina (2-8-1998)
- 16 Alvin Jones vs. North Carolina (3-10-2001)
- 16 Ben Lammers at Pittsburgh (1-13-2018)
- 16 Josh Okogie at Florida State (1-24-2018)
- 15 Tom Hammonds vs. Maryland (2-17-1988)
- 15 Malcolm Mackey vs. NC State (3-9-1990)
- 15 Malcolm Mackey vs. Clemson (1-24-1991)
- 15 Matt Harpring vs. North Carolina (1-10-1996)
- 15 Matt Harpring vs. Wake Forest (2-11-1998)
- 15 Luke Schenscher vs. Virginia (1-8-2005)
- 15 Luke Schenscher vs. Clemson (3-5-2005)
- 15 Ben Lammers vs. Pittsburgh (3-7-2017)
- 15 James Banks III vs. Duke (1-8-2020)

## Field Goals

- 16 James Forrest vs. Maryland (1-4-1994)
- 15 Lenny Horton vs. Wake Forest (1-26-1980)
- 15 Duane Ferrell at Clemson (3-5-1988)
- 14 Duane Ferrell at NC State (2-20-1988)
- 14 Tom Hammonds vs. Duke (2-28-1988)
- 14 Kenny Anderson at Virginia (2-19-1991)
- 14 Moses Wright at Syracuse (2-22-2020)
- 13 Mark Price at Duke (2-23-1985)
- 13 Tom Hammonds at NC State (2-20-1988)
- 13 James Forrest vs. Duke (3-12-1993)
- 13 Michael Maddox vs. North Carolina (2-8-1998)
- 13 Iman Shumpert vs. North Carolina (1-16-2011)
- 13 Tadic Jackson vs. Boston College (3-6-2018)

## Field Goal Attempts

- 29 Dennis Scott vs. Duke (1-11-1990)
- 28 Dennis Scott vs. North Carolina (2-1-1990)
- 28 Glen Rice, Jr., vs. Florida State (2-10-2011)
- 26 Dennis Scott at North Carolina (2-28-1990)
- 25 Dennis Scott vs. Maryland (2-13-1990)
- 25 Michael Maddox vs. North Carolina (2-8-1998)
- 24 Tom Hammonds at NC State (2-20-1988)
- 24 Kenny Anderson at Clemson (1-25-1990)
- 24 Dennis Scott vs. Duke (3-10-1990)
- 24 Travis Best at Duke (2-9-1995)
- 24 Matt Harpring vs. North Carolina (2-8-1998)
- 24 Tadic Jackson vs. Boston College (3-6-2018)

## Free Throws

- 15 Lenny Horton vs. NC State (12-29-1979)
- 15 Travis Best vs. Maryland (2-4-1995)
- 15 Marcus Georges-Hunt vs. Clemson (3-9-2016)
- 14 Alvin Jones at Clemson (1-24-2001)
- 14 Mark Price vs. Duke (3-9-1985)
- 14 Josh Okogie vs. Florida State (1-25-2017)
- 13 Jason Collier vs. Virginia (2-25-1999)
- 13 Maurice Miller at Virginia Tech (2-23-2008)
- 13 Jose Alvarado at Wake Forest (2-19-2020)
- 12 Brian Oliver at Wake Forest (1-7-1989)
- 12 Brian Oliver vs. NC State (2-17-1990)
- 12 Matt Harpring at Maryland (2-21-1998)

## Free Throw Attempts

- 19 Alvin Jones at Clemson (1-24-2001)
- 17 Lenny Horton vs. NC State (12-29-1979)
- 17 Josh Okogie vs. Florida State (1-25-2017)
- 16 Brian Oliver at NC State (2-17-1990)
- 16 Travis Best vs. Maryland (2-4-1995)
- 16 Jason Collier vs. Virginia (2-25-1999)
- 16 Marcus Georges-Hunt at Florida State (2-17-2016)
- 16 Marcus Georges-Hunt vs. Clemson (3-9-2016)
- 15 Alvin Jones at Florida State (1-27-2001)
- 15 Jose Alvarado at Wake Forest (2-19-2020)

## 3-Point Field Goals

- 9 Dennis Scott at North Carolina (1-28-1989)
- 9 Drew Barry at North Carolina (2-21-2000)
- 9 Tony Akins at Florida State (2-21-2000)
- 9 Lewis Clinch vs. Miami (3-4-2009)
- 8 Mark Price vs. Virginia (3-12-1983)
- 8 Fred Vinson at North Carolina (2-12-1994)
- 8 Adam Smith at Pittsburgh (1-6-2016)
- 7 Dennis Scott vs. North Carolina (3-1-1989)
- 7 Dennis Scott vs. Wake Forest (2-7-1990)
- 7 Dennis Scott vs. Maryland (2-13-1990)
- 7 Dennis Scott at North Carolina (2-28-1990)
- 7 Jon Barry at Wake Forest (1-18-1992)
- 7 Shaun Fein at Clemson (1-24-2001)
- 7 B.J. Elder vs. North Carolina (2-10-2004)
- 7 Matt Causey vs. Virginia Tech (1-19-2008)
- 7 Lewis Clinch vs. Florida State (3-13-2009)

## 3-Point Field Goal Attempts

- 18 Dennis Scott at North Carolina (1-28-1989)
- 18 Dennis Scott vs. Florida State (3-13-1990)
- 17 Drew Barry at North Carolina (2-10-1996)
- 16 Lewis Clinch vs. Miami (3-4-2009)
- 15 Dennis Scott vs. North Carolina (3-1-1989)
- 15 Dennis Scott at North Carolina (2-28-1990)
- 15 Lewis Clinch at North Carolina (2-28-2009)
- 14 Dennis Scott vs. North Carolina (3-1-1989)
- 14 Dennis Scott vs. Virginia (2-22-1990)
- 14 Fred Vinson vs. Maryland (1-4-1994)
- 14 Matt Harpring at Clemson (1-30-1997)
- 14 Tony Akins at Florida State (2-21-2000)

## Assists

- 19 Craig Neal vs. Duke (2-28-1988)
- 17 Craig Neal vs. Virginia (2-25-1988)
- 17 Kenny Anderson vs. North Carolina (2-1-1990)
- 14 Craig Neal at Duke (2-3-1988)
- 14 Craig Neal at Maryland (2-8-1988)
- 14 Craig Neal at NC State (2-20-1988)
- 14 Brian Oliver vs. Clemson (1-25-1989)
- 13 Craig Neal vs. Maryland (2-17-1988)
- 13 Kenny Anderson at North Carolina (1-27-1991)
- 13 Jon Barry vs. NC State (2-29-1992)
- 13 Drew Barry at Virginia (1-22-1995)

## Steals

- 9 Jose Alvarado vs. NC State (1-25-2020)
- 8 Kenny Anderson vs. Duke (1-30-1991)
- 7 Mark Price vs. Clemson (1-26-1984)
- 7 Jarrett Jack vs. NC State (3-14-2003)
- 7 Javaris Crittenton vs. Clemson (2-3-2007)
- 7 Iman Shumpert vs. Virginia Tech (1-25-2011)
- 6 Mark Price vs. Clemson (3-7-1986)
- 6 Bruce Dalrymple vs. Virginia (3-8-1985)
- 6 Matt Harpring at Florida State (1-29-1995)
- 6 Drew Barry at NC State (2-25-1995)
- 6 Iman Shumpert vs. Clemson (2-22-2009)
- 6 Iman Shumpert vs. Virginia Tech (3-6-2010)
- 6 Iman Shumpert at Wake Forest (3-3-2011)

## Blocked Shots

- 8 Alvin Jones vs. Maryland (1-6-2001)
- 8 Ben Lammers at Virginia Tech (1-18-2017)
- 7 John Salley vs. Wake Forest (2-10-1985)
- 7 Matt Geiger vs. Virginia (3-13-1992)
- 7 Alvin Jones vs. Virginia (2-9-2000)
- 7 Ben Lammers vs. Syracuse (2-19-2017)
- 7 James Banks III vs. Clemson (2-6-2019)
- 7 James Banks III vs. Duke (1-8-2020)
- 6 Alvin Jones at NC State (1-25-1998)
- 6 Alvin Jones vs. Maryland (1-21-1998)
- 6 Alvin Jones vs. NC State (2-2-1999)
- 6 Alvin Jones vs. Virginia (3-9-2001)
- 6 Alade Aminu vs. Wake Forest (1-31-2009)
- 6 Gani Lawal vs. Boston College (1-20-2009)
- 6 Daniel Miller vs. Virginia (2-8-2014)
- 6 Daniel Miller at Syracuse (3-4-2016)
- 6 Ben Lammers vs. Virginia (1-18-2018)

*! performances vacated by the NCAA Committee on Infractions*

# SINGLE-GAME TEAM HIGHS

## 100-Point Games

135	vs. Loyola Marymount (12-22-1990)
121	Georgia State (1-10-1989)
120	vs. Texas (11-27-1991)
119	USC-Aiken (11-25-1985)
116	Cornell (11-13-2015)
114	Alcorn State (11-20-1987)
113	Arkansas-Pine Bluff (11-23-2002)
112	Texas Christian (12-1-1965)
112	vs. Georgia, 3ot (12-19-1990)
112	Florida A&M (12-1-1992)
112	Florida A&M (11-26-1994)
112	Lafayette (12-10-1994)
112	Wake Forest, 2ot (3-8-2007)
111	Georgia State (1-12-1988)
111	vs. Pittsburgh (12-28-1989)
111	at Florida State, 2ot (2-11-1999)
111	at Clemson (1-24-2001)
110	Wyoming (12-22-1958)
110	Furman (2-8-1966)
109	Coastal Carolina (12-19-1989)
108	Tennessee Tech (12-14-1978)
108	Augusta (12-12-1987)
108	Georgia State (11-24-1989)
107	Green Bay (11-19-2015)*
106	South Carolina State (1-13-1983)
105	Youngstown State (12-29-1992)
105	Virginia (2-14-1998)
104	vs. North Carolina (2-14-1970)
104	Maryland (2-17-1988)
103	Charleston Southern (11-16-1998)
103	vs. Boston College (3-17-1996)
103	Georgia State (11-16-2006)
102	Tulane (3-1-1971)
102	North Carolina (2-1-1990)
102	Georgia State (12-12-1992)
102	Wake Forest, ot (1-27-2005)
101	Georgia State (2-17-1970)
101	Baptist (12-10-1988)
101	North Carolina A&T (12-11-1989)
101	Wake Forest (1-6-1991)
101	Clemson (3-8-1992)
100	Western Carolina (2-1-1979)
100	Southern Illinois (1-5-1970)
100	Augusta (11-24-1990)
100	East Carolina (12-3-1994)
100	Maryland (2-4-1995)
100	North Carolina, 2ot (2-8-1998)
100	Grambling State (11-24-1999)
100	Jackson State (11-13-2006)
100	Florida A&M (11-14-2009)

\*Last time Tech scored 100 points

## Fewest Points

3	at Vanderbilt (2-27-1920)
4	at Macon YMCA (2-14-1920)
6	Auburn (2-17-1906)
8	Auburn (2-4-1909)
8	at Georgia (2-14-1914)
9	at Georgia (1-22-1909)
11	at Chattanooga (2-7-1920)
12	at Atlanta Athletic Club (1-28-1909)
12	at Georgia (12-15-1913)
Since 1949-50	
28	at Virginia (1-22-1915)
34	at NC State (12-30-1949)
36	Auburn (2-7-1961)
36	vs. Miami (3-8-2012)
37	at Virginia (12-1-1979)
37	at Boston College (1-19-1980)
37	Clemson (2-21-2012)
38	at Wake Forest (2-6-1982)
38	Georgia (12-6-1980)
38	Virginia (1-19-2012)
39	vs. North Carolina (3-4-1982)
39	vs. Cincinnati (3-2-1978)
39	at Auburn (2-5-1962)
39	at Alabama (1-14-1950)
39	vs. Kentucky (12-19-1998)

## Largest Margin of Victory

61	Southern Bell (1-28-1927)
59	USC-Aiken (11-25-1985)
57	Baptist (11-27-1978)
56	Florida A&M (11-26-1994)
53	Md.-Eastern Shore (1-3-1985)
51	Tennessee State (12-6-2003)
51	Winston-Salem State (1-3-2007)
50	Marist (12-23-2003)
47	Maine (1-4-1971)
45	Tennessee Tech (12-14-1978)
45	at Chattanooga (1-2-1950)

45	at Centenary (12-22-2007)
45	Winston-Salem State (11-14-2008)
44	Wofford (11-29-1982)
44	University of the South (12-13-1982)
44	Wofford (1-31-1977)
43	Flagler (12-12-1983)
43	Naval Air Station (1-14-1944)
43	Wofford (11-17-2000)
43	Elon (11-10-2006)

## Largest Margin of Defeat

69	at Georgia (1-22-1909)
60	Macon YMCA (1-17-1920)
56	Georgia (1-29-1909)
53	at Kentucky (1-7-56)
53	at Duke (1-4-2017)
52	at Kentucky (1-9-1954)
51	vs. Kentucky (2-2-1954)
50	at Georgia (2-14-1914)
47	at Furman (2-11-1954)
46	at Kentucky (2-19-1949)
45	vs. North Carolina (2-12-1972)

## Most Points in a Half

82	vs. Loyola Marymount (12-22-1990, 2nd)
67	Georgia State (1-10-1989, 2nd)
67	Youngstown State (12-29-1992, 2nd)
65	Wofford (11-29-1982, 1st)
64	vs. Texas (11-27-1991, 2nd)
64	Louisville (12-20-1997, 2nd)
64	at Tennessee State (11-11-2007, 2nd)
63	vs. Pittsburgh (12-28-1989, 2nd)
63	Arkansas-Pine Bluff (11-23-2002, 2nd)
62	USC-Aiken (11-25-1985, 1st)
62	Coastal Carolina (12-19-1989, 1st)
62	Maryland (2-4-1995, 2nd)
62	Tennessee State (12-6-2003, 2nd)
62	vs. Memphis (11-21-2006, 2nd)
61	Augusta (12-12-1987, 1st)
61	Georgia State (1-12-1988, 2nd)
61	Lafayette (12-10-1994, 1st)
60	Florida A&M (12-1-1992, 2nd)
60	Florida A&M (11-26-1994, 2nd)

## Most Points - 1st Half

65	Wofford (11-29-1982)
62	USC-Aiken (11-25-1985)
62	Coastal Carolina (12-19-1990)
61	Augusta (12-12-1987)
61	Lafayette (12-10-1994)

## Most Points - 2nd Half

82	vs. Loyola Marymount (12-22-1990)
67	Georgia State (1-10-1989)
67	Youngstown State (12-29-1992)
64	vs. Texas (11-27-1991)
64	Louisville (12-20-1997)
64	at Tennessee State (11-11-2007)
63	vs. Pittsburgh (12-28-1989)
63	Arkansas-Pine Bluff (11-23-2002)
62	Maryland (2-4-1995)
62	Tennessee State (12-6-2003)
62	vs. Memphis (11-21-2006)
61	Georgia State (1-12-1988)
61	Florida A&M (12-1-1992)
60	Florida A&M (11-26-1994)
60	Florida A&M (2-5-2000)

## Most Points - OT Period

18	NC State (2-25-1996)
17	vs. Wake Forest (3-8-2007, 1st ot)
16	Auburn (2-4-1957)
16	NC State (2-29-1992)
16	at Virginia (1-27-2008)
15	Wake Forest (3-1-2008)
14	at Georgia (1-11-1961)
14	Georgia (2-23-1963)
14	vs. St. Bonaventure (12-28-1974)
14	at Notre Dame (2-24-1990)
14	vs. Georgia, 3rd ot (12-18-1990)
14	vs. Vanderbilt (12-18-1993)
14	Virginia (2-25-1999)

\*Tech scored 19 in exhibition game vs. Marathon Oil (11-17-84)

## Rebounds

77	Baylor (12-4-1958)
73	South Carolina (12-20-2958)
72	Georgetown (12-21-1963)
70	vs. Loyola Marymount (12-22-1990)
68	Hawaii (1-25-1969)
68	Oklahoma City (2-14-1959)
67	Georgia (12-11-1958)
67	Wyoming (12-22-1958)
67	Howard (1-3-1957)

67	Georgia State (1-10-1989)
66	Furman (1-2-1958)
66	Georgia Teachers College (12-1-1958)

## Field Goals Made

52	USC-Aiken (11-25-1985)
52	Furman (2-8-1966)
51	Tennessee Tech (12-14-1978)
51	vs. Loyola Marymount (12-22-1990)
48	Wofford (11-29-1982)
48	Baptist (11-27-1978)
47	Cornell (11-13-2015)
45	Augusta (12-12-1987)
44	Georgia State (2-17-1970)
44	Florida State (2-25-1967)
44	Tulane (2-17-1966)
44	Alcorn State (11-20-1988)
44	Georgia State (11-24-1989)
44	Georgia State (12-12-1992)
44	Florida A&M (11-26-1994)

## Field Goal Attempts

120	Tampa (1-2-1953)
104	at Mississippi (2-7-1953)
104	at Furman (1-13-1955)
100	at South Carolina (2-19-1955)
98	Southern Mississippi (1-31-1974)
97	South Carolina (12-20-1958)
97	vs. Loyola Marymount (12-22-1990)
95	South Carolina (12-20-1956)
95	William & Mary (12-21-1964)
93	Auburn (12-13-1973)

## Highest Field Goal Pct.

.729	(35-48)	Presbyterian (11-30-1981)
.720	(36-50)	vs. Texas (12-27-2985)
.719	(41-57)	Monmouth (1-17-1985)
.712	(37-52)	Kentucky State (1-30-2010)
.708	(34-48)	at Maryland (2-22-1986)
.702	(33-47)	Duke (2-20-1982)
.681	(32-47)	at East Carolina (2-17-1979)
.679	(36-53)	NC State (1-27-1993)
.667	(52-78)	USC-Aiken (11-25-1985)
.667	(40-60)	Old Dominion (12-17-1985)
.661	(37-56)	Md.-Eastern Shore (1-3-1986)
.660	(31-47)	Louisville (2-14-1978)
.654	(34-52)	West Chester St. (12-16-1981)
.653	(32-49)	vs. Alabama (12-21-979)
.652	(45-69)	Augusta (12-12-1987)
.652	(30-46)	Francis Marion (2-10-1982)

## Lowest Field Goal Pct.

200	(13-65)	vs. Arkansas (12-30-1961)
220	(18-82)	at Florida (2-27-1956)
237	(14-59)	Auburn (2-3-1959)
239	(17-71)	Auburn (12-7-1964)
241	(13-54)	Auburn (1-23-1962)
242	(15-62)	vs. Kentucky (12-19-1998)
245*	(12-49)	at Virginia (1-22-2015)
250	(13-52)	Auburn (2-7-1961)
254	(18-71)	at Florida State (2-28-2001)
260	(19-73)	Kentucky (1-28-1957)
260	(20-77)	vs. Georgia (12-29-1960)
263	(20-76)	Oklahoma City (2-14-1959)
264	(19-72)	Duke (1-30-1956)
272	(22-81)	Ga. Teachers Coll. (12-1-1958)
274	(20-73)	North Carolina (1-29-2000)
292	(14-48)	Virginia (1-19-2012)
295	(13-44)	Miami (1-18-2014)

\*Last Tech team to shoot under 30 percent

## 3-Point Field Goals

17	at Clemson (1-24-2001)
16	at North Carolina (2-10-1996)
16	vs. Boston College (3-17-1996)
15	The Citadel (11-20-1998)
15	at Virginia (2-23-2002)
15	Seton Hall (3-11-1998)
15	ay North Carolina (2-12-1994)
14	Last time: Cornell (1-8-2003)

## 3-Point FG Attempts

37	at North Carolina (2-10-1996)
35	North Carolina, 2 ot (2-8-1998)
34	at Florida State, 2 ot (2-11-1999)
34	The Citadel (11-20-1998)
34	Grambling State (11-4-1999)
34	at Georgia (12-8-1999)
34	Morehead State (12-18-1999)
34	vs. Kentucky (1-5-2000)
33	Maryland (12-19-1997)
33	Maryland (1-4-1994)
33	vs. North Carolina (3-10-2001)

## Highest 3-Pt. FG Pct.

Minimum 8 attempts	
.778 (7-9)	vs. Texas (11-27-1991)
.778 (7-9)	at Louisville (1-6-1988)
.778 (7-9)	Maryland (2-17-1988)
.750 (9-12)	at Maryland (2-8-1988)
.750 (6-8)	Duke (1-10-1993)
.727 (8-11)	Alcorn State (1-18-1989)
.727 (8-11)	at Duke (2-4-2015)
.688 (11-16)	Coastal Carolina (12-19-1989)
.667 (6-9)	Vanderbilt (1-3-2006)
.667 (8-12)	vs. Maryland (3-12-2010)
.636 (7-11)	at Duke (1-28-1990)
.625 (10-16)	at Louisville (2-10-1990)
.625 (10-16)	at NC State (1-15-2017)
.619 (13-21)	UNC Greensboro (12-28-1999)
.611 (11-18)	at Florida State (2-9-2006)

## Fewest 3-Pt. Field Goals

(made-attempts)	
0-0	vs. Boston College (12-19-1986)
0-0	vs. SMU (12-20-1986)
0-0	vs. Rutgers (12-27-1986)
0-0	at Old Dominion (1-12-1987)
0-1	at North Carolina (1-24-1987)
0-1	Maryland (2-1-1987)
0-2	vs. Air Force (12-11-2004)
0-3	Pennsylvania (12-1-1986)
0-3	Duke (1-29-1987)
0-3	vs. Virginia (3-6-1987)
0-4	North Carolina A&T (1-14-1987)
0-5	Duke (2-23-2005)
0-12	at Virginia (1-22-2015)

## Free Throws

46	Furman (12-22-1971)
40	vs. North Carolina (2-14-1970)
40	vs. Canisius (12-31-1955)
37	at Auburn (12-19-1970)
37	at Florida State (1-31-1966)
37	Notre Dame (2-25-1989)
36	Rice (1-2-1971)
36	Florida (2-28-1955)
36	vs. Iowa State (3-18-1988)
35	at Alabama (12-30-1958)
35	vs. Memphis (11-21-2006)

## Free Throw Attempts

56	Furman (12-22-1971)
53	Charleston Southern (11-16-1998)
51	vs. Canisius (12-31-1955)
51	Vanderbilt (1-26-1953)
50	Georgia (2-2-1972)
50	at Kentucky (1-5-1957)
50	vs. Memphis (11-21-2006)
49	Arkansas-Pine Bluff (11-23-2002)
48	vs. Florida (12-29-1952)
47	at Auburn (12-19-1970)
47	vs. North Carolina (2-14-1970)
47	Wyoming (12-22-1958)
47	at Furman (1-13-1955)
46	at Florida State (1-31-1966)
46	at Alabama (12-30-1958)
46	LSU (2-13-1956)
46	vs. Georgia, 3 ot (12-19-1990)

## Highest Free Throw Pct.

Minimum 15 attempts		
1.000	(18-18)	at Maryland (2-2-1985)
1.000	(15-15)	Baptist (11-27-1978)
.964	(27-28)	Maryland (1-3-1996)
.960	(24-25)	vs. Oklahoma St. (3-19-2010)
.958	(23-24)	Florida State (2-15-1965)
.957	(22-23)	at Duke (2-26-1983)
.957	(22-23)	Maryland (2-4-1989)
.955	(21-22)	at Florida State (2-24-1968)
.952	(20-21)	Coppin State (12-27-2017)
.944	(17-18)	vs. Connecticut (2-11-2007)
.941	(16-17)	Richmond (12-22-1988)
.941	(16-17)	at Wake Forest (3-2-2005)
.933	(14-15)	NC State (12-19-1962)
.933	(14-15)	Duke (1-30-1984)
.933	(14-15)	Clemson (2-23-2016)
.931	(27-29)	at Auburn (2-15-1972)
.923	(26-26)	VCU (12-15-2015)
.920	(23-25)	Rice (12-5-1964)
.920	(23-25)	at Georgia (1-11-1961)



# ACC GAME TEAM HIGHS/LOWS

## Most Points Scored

112	vs. Wake Forest (3-8-2007)
111	at Clemson (1-24-2001)
111	at Florida State, 2ot (2-11-1999)
105	Virginia (2-14-1998)
104	Maryland (2-17-1988)
102	North Carolina (2-1-1990)
102	Wake Forest, ot (1-27-2005)
101	Clemson (3-8-1992)
101	Wake Forest (1-6-1991)
100	Maryland (2-4-1995)
100	North Carolina, 2ot (2-8-1998)

## Most Points Allowed

114	vs. Wake Forest, 2ot (3-8-2007)
110	at Duke (1-4-2017)
108	at Clemson (1-24-2001)
108	at Florida State, 2ot (2-11-1999)
107	North Carolina, 2ot (2-8-1998)
106	at Duke (2-26-1983)
104	at Duke (1-10-2002)
104	at North Carolina (2-28-2009)
103	at North Carolina (1-11-2004)
101	Wake Forest, ot (1-27-2005)
100	at North Carolina (1-24-1981)

## Fewest Points Scored

28	at Virginia (1-22-2015)
36	vs. Miami (3-8-2012)
37	at Virginia (12-1-1979)
37	Clemson (2-21-2012)
38	at Wake Forest (2-6-1982)
38	Virginia (1-19-2012)
39	vs. North Carolina (3-4-1982)
40	at NC State (1-26-1982)
41	at Clemson (2-4-2014)
42	at Duke (1-7-1980)
42	at Virginia (2-16-1981)
42	Miami (1-18-2014)
42	Clemson (2-6-2019)
43	vs. Virginia Tech (3-10-2011)
45	at Maryland (12-23-1981)
45	Virginia (2-8-2014)
45	Syracuse (1-7-2015)
46	vs. NC State (3-6-1997)
46	at Duke (2-3-1982)
46	Wake Forest (1-27-2000)
47	vs. Virginia (3-5-1981)
47	Florida State (2-16-2019)
48	Virginia (1-18-2018)
49	at Virginia (1-21-2017)
49	Virginia Tech (1-9-2019)
49	at Florida State (2-2-2019)

## Fewest Points Allowed

43	at Maryland (12-23-1981)
43	Maryland (2-19-1985)
45	at Clemson (2-4-2014)
46	Virginia (1-21-1985)
46	Florida State (1-30-2002)
46	Syracuse (1-7-2015)
47	at Duke (2-3-1982)
47	NC State (1-15-1984)
47	Virginia (2-9-2000)
47	Boston College (2-4-2012)
49	at Wake Forest (2-16-1980)
49	at NC State (1-26-1982)

49	at Wake Forest (2-19-1986)
49	at Virginia (2-22-1992)

## Largest Margin of Victory

35	Wake Forest (1-19-2011)
31	Florida State (1-30-2002)
30	Clemson (2-1-1995)
27	North Carolina (2-1-1990)
27	Virginia (1-19-1991)
26	at Wake Forest (3-3-2011)
24	at Clemson (2-6-2002)
24	NC State (1-11-2003)
23	Virginia (1-8-2005)
22	Maryland (2-17-1988)
22	Florida State (1-25-2017)
21	Florida State (2-17-1996)
21	Clemson (1-24-1991)
21	Virginia (2-9-2000)
21	Clemson (2-25-2001)

## Largest Margin of Defeat

53	at Duke (1-4-2017)
44	at Duke (2-21-2001)
41	at Duke (1-9-1991)
41	at Virginia (2-16-1981)
41	at Duke (1-6-1999)
40	at North Carolina (1-24-1981)
37	Virginia (1-17-1981)
37	at North Carolina (1-24-1987)
33	Syracuse (12-7-2019)
32	at Virginia (2-7-1984)
32	Duke (2-9-2002)
32	Virginia (1-19-2012)
31	Maryland (2-21-1999)
30	at Virginia (2-27-2019)

## Fewest Points - Both Teams

85	at Virginia (1-22-2015)
86	at Clemson (2-4-2014)
88	at Maryland (12-23-1981)
89	at NC State (1-26-1982)
90	Miami (3-8-2012)
91	at Wake Forest (2-6-1982)
91	Maryland (2-19-1985)
91	Syracuse (1-7-2015)
92	at Virginia (12-1-1979)
93	at Duke (2-3-1982)
93	Clemson (2-21-2012)
94	vs. North Carolina (3-4-1982)
95	Virginia (1-21-1985)
97	at Wake Forest (2-16-1980)
97	at Duke (1-7-1980)

## Most Points - Half

62	Maryland (2-4-1995, 2nd)
59	at Clemson (1-24-2001, 1st)
58	Virginia (2-14-1998, 1st)
58	Clemson (3-8-1992, 2nd)
57	North Carolina (2-1-1990, 2nd)
57	Maryland (2-17-1988, 2nd)
56	Maryland (1-3-1996, 2nd)

## Most Points Allowed - Half

61	at Wake Forest (3-2-2005, 2nd)
61	at Clemson (3-4-2006, 2nd)

61	at Duke (1-4-2017, 1st)
58	at Duke (1-10-2002, 1st)
58	at Duke (1-9-1991, 2nd)
57	at Duke (2-26-1983, 2nd)
56	North Carolina (3-2-1988, 2nd)
56	at NC State (2-20-1988, 2nd)
56	at North Carolina (1-4-2020, 2nd)
55	at Clemson (1-24-2001, 2nd)

## Fewest Points - Half

12	at Virginia (1-22-2015, 2nd)
14	vs. Virginia (3-5-1981, 1st)
15	Clemson (2-14-2013, 1st)
15	North Carolina (2-11-1980, 1st)
15	Virginia (2-8-2014, 2nd)
15	Boston College (2-11-2017, 1st)
16	at Virginia (1-22-2015, 1st)
16	at Clemson (2-28-2015, 1st)
16	at Louisville (2-8-2018, 1st)
16	vs. Louisville (1-19-2019, 1st)
17	at Virginia (12-1-1979, 1st)
17	Maryland (2-16-1981, 1st)
17	Maryland (2-19-1985, 1st)
17	Virginia (1-19-2012, 1st)
17	at Wake Forest (2-15-2012, 1st)
17	Miami (1-18-2014, 1st)
18	vs. Maryland (2-28-1980, 2nd)
18	NC State (2-2-1999, 1st)
18	at Wake Forest (2-16-1999, 1st)
18	at Clemson (2-2-2004, 1st)
18	Clemson (2-21-2012, 1st)
18	Syracuse (1-7-2015, 2nd)
18	Louisville (1-7-2017, 1st)
18	Clemson (2-6-2019, 2nd)

## Fewest Points Allowed - Half

15	Florida State (1-25-2017, 1st)
16	at North Carolina (1-14-1980, 2nd)
17	at Maryland (2-28-1980, 2nd)
17	Virginia (1-19-1991, 1st)
17	Virginia (12-4-2005, 1st)
17	Louisville (2-23-2015, 1st)
18	Maryland (2-1-1991, 1st)
18	at Virginia Tech (2-9-2013, 1st)
18	vs. Rhode Island (11-30-2014, 1st)
18	at Northwestern (12-3-2014, 1st)
18	Syracuse (1-7-2015, 2nd)
18	Virginia Tech (2-4-2020, 1st)
19	vs. Maryland (3-11-1983, 1st)
19	Virginia (1-21-1985, 2nd)
19	Maryland (2-19-1985, 1st)
19	vs. Virginia (3-8-1985, 1st)
19	vs. NC State (3-6-1997, 1st)
19	Florida State (1-30-2002, 2nd)
19	at Clemson (2-28-2004, 1st)
19	vs. NC State (3-3-2010, 1st)
19	Boston College (2-4-2012, 1st)
19	vs. Miami (3-8-2012, 1st)

## Field Goals

40	North Carolina, 2ot (2-8-1998)
40	NC State, ot (2-29-1992)
38	at North Carolina (1-27-1991)
38	Duke (2-28-1988)
37	North Carolina (2-1-1990)
37	Virginia (2-14-1998)
36	Last: at North Carolina (1-4-2020)

## Field Goal Attempts

89	North Carolina, 2ot (2-8-1998)
83	at North Carolina (1-27-1991)
82	at North Carolina (1-8-1998)
81	Maryland (1-4-1994)
78	Duke (1-11-1990)
77	at Florida State, 2ot (2-11-1999)
77	at North Carolina (2-3-2001)
76	at North Carolina (1-11-1995)

## 3-Point Field Goals

17	at Clemson (1-24-2001)
16	at North Carolina (2-10-1996)
15	at North Carolina (2-12-1994)
15	at Virginia (2-23-2002)
14	Virginia (2-14-1998)
14	at Florida State, 2ot (2-11-1999)
14	Clemson (3-4-2000)
14	vs. Boston College (3-14-2013)
14	Syracuse (12-7-2019)
13	North Carolina (2-10-2004)
13	vs. Virginia (3-13-2008)

## 3-Point FG Attempts

37	at North Carolina (2-10-1996)
35	North Carolina, 2ot (2-8-1998)
34	at Florida State, 2ot (2-11-1999)
33	Maryland (1-4-1994)
33	Maryland (2-19-1997)
33	vs. North Carolina (3-10-2001)
33	Syracuse (12-7-2019)
32	at North Carolina (2-28-1990)
32	North Carolina (1-10-1996)

## Free Throws

33	at NC State, 2ot (2-17-1990)
32	Maryland (2-4-1995)
31	Wake Forest, ot (1-27-2005)
30	Virginia, ot (2-25-1999)
30	Wake Forest, ot (3-1-2008)

## Free Throw Attempts

44	Wake Forest, ot (3-1-2008)
41	Virginia, ot (2-25-1999)
40	Maryland (1-13-2002)
40	at NC State, 2ot (2-17-1990)
39	at Clemson (1-24-2001)
39	at Wake Forest (2-19-2020)
38	NC State (12-29-1979)
38	Wake Forest, ot (1-27-2005)

## Rebounds

56	Florida State (1-27-1996)
54	Maryland (2-1-1991)
54	Virginia (1-8-2005)
53	Clemson (1-24-1991)
53	Florida State (1-25-2017)
52	North Carolina (2-1-1990)
52	Clemson (3-7-1993)
52	Clemson (1-19-2010)
51	at Clemson, ot (2-5-1992)
51	at Maryland (1-5-1993)
50	Duke (1-11-1990)
50	Virginia (1-19-1991)
50	Maryland (1-21-1998)

50	Virginia, ot (12-28-2008)
50	Wake Forest (1-19-2011)

## Assists

31	NC State (1-27-1993)
29	Duke (2-28-1988)
29	Maryland (2-17-1988)
29	Wake Forest (2-10-1985)
26	Maryland (1-4-1994)

## Steals

19	at Wake Forest (3-3-2011)
17	Clemson (2-3-3007)
17	at Miami (2-3-2011)
16	NC State (2-14-2009)
15	Maryland (1-25-2006)
15	Miami (3-6-2011)
15	North Carolina (12-31-2016)
15	at Syracuse (1-12-2019)
14	North Carolina (2-27-1985)
14	North Carolina (1-12-1994)
14	Florida State (1-27-1996)
14	Wake Forest (2-22-2004)
14	at North Carolina (1-12-2005)
14	at Clemson (2-8-2005)
14	North Carolina (2-19-2013)
14	Syracuse (12-7-2019)

## Blocked Shots

15	Clemson (3-6-2008)
14	Virginia (1-8-2005)
13	vs. Virginia (3-13-1992)
12	Pittsburgh (2-20-2019)
11	North Carolina (2-10-2004)
11	at Maryland (2-19-2004)
11	at Duke (3-3-2004)
11	Florida State (12-20-2009)
10	at Maryland (2-9-1992)
10	Clemson (1-24-1991)
10	at Virginia (1-15-1998)
10	at Maryland (1-6-2001)
10	Boston College, ot (1-20-2009)
10	Wake Forest (1-31-2009)
10	Boston College (2-27-2010)
10	North Carolina (2-19-2013)
10	at NC State (1-15-2017)
10	at Virginia Tech (1-18-2017)

## Fewest Turnovers

4	at Wake Forest (2-13-1988)
5	at Virginia (2-24-2013)
5	at Notre Dame (1-13-2016)
6	Virginia (1-19-1991)
6	Wake Forest (2-17-1996)
6	vs. Wake Forest (3-10-1996)
6	Virginia (2-14-1998)
6	Wake Forest (3-3-2012)
6	at Notre Dame (2-26-2014)
6	Duke (2-2-2016)
6	at Virginia (2-21-2018)
6	at Virginia (2-21-2018)

## Most Points in a Game - Both Teams

Pts.	Opponent	Date	W/L	Score
229	vs. Loyola Marymount	12-22-1990	W	135-94
227	vs. Texas	11-27-1991	W	120-107
226	vs. Wake Forest (2 ot)	3-8-2007	L	112-114
219	at Florida State (2 ot)	2-11-1999	W	111-108
219	at Clemson	1-24-2001	W	111-108
217	vs. Georgia (3 ot)	12-19-1990	W	112-105
212	vs. NC State	2-10-1973	L	94-118
211	at UCLA	12-27-1969	L	90-121
207	North Carolina (2 ot)	2-8-1998	W	107-100
207	Georgia State	1-10-1989	W	121-86
206	at Furman	1-13-1955	L	95-111
204	at Furman	1-31-1953	L	93-111
203	vs. Pittsburgh	12-28-1989	W	111-92
203	Wake Forest (ot)	1-27-2005	W	102-101
199	Furman	12-22-1971	W	108-91
199	vs. North Carolina	2-14-1970	W	104-95
199	TCU	12-1-1965	W	112-87
197	Cornell	11-13-2015	W	116-81
196	vs. Yale	12-28-1973	L	95-101
196	at Clemson	2-22-1966	L	90-106
196	Lafayette	12-10-1994	W	112-84
195	at NC State	2-12-1966	L	93-102
195	Florida A&M	12-1-1992	W	112-83

## Most 30-Point Games

Rich Yunkus (high game: 47)	25
Dennis Scott (high game: 42)	20
Kenny Anderson (high game: 50)	15
Tom Hammonds (high game: 40)	6
Sammy Drummer (high game: 37)	6
Roger Kaiser (high game: 38)	5

## Triple-Doubles

<b>Bruce Dalrymple</b> - vs. UNC Charlotte (2-6-1986) 14 points, 10 rebounds, 10 assists
---

<b>Dennis Scott</b> - vs. Alcorn State (11-20-1987)
---

# 40-MINUTE MEN

Following is a reverse chronological list of Georgia Tech players since the 1985-86 season who have played every minute of a game (40 minutes of regulation, or every minute of overtime where applicable).

45 = OT; 50 = 2OT; 55 = 3 OT

\*\*last time two players played every minute;

\*\*\*last time three players played every minute

#only time a player has played every minute of a triple-overtime game

Date	Player	Opponent/Site
2/19/2020	Jose Alvarado	at Wake Forest
2/1/2020	Jose Alvarado	at Notre Dame
3/12/2019	Michael Devoe	vs. Notre Dame (Charlotte, N.C.)
3/6/2019	Jose Alvarado	at NC State
3/3/2019	Michael Devoe (45)	Boston College
2/23/2019	Jose Alvarado	at Miami
2/20/2019	Jose Alvarado	Pittsburgh
2/10/2019**	Jose Alvarado	at Notre Dame
2/10/2019**	Michael Devoe	at Notre Dame
1/9/2019	Michael Devoe	Virginia Tech
12/22/2018	Jose Alvarado	Georgia
12/19/2018	Jose Alvarado	at Arkansas
12/17/2019	Jose Alvarado	Gardner-Webb
3/6/2018	Ben Lammers	vs. Boston College (Brooklyn, N.Y.)
3/3/2018	Josh Okogie	Wake Forest
3/1/2018	Josh Okogie	NC State
2/24/2018	Tadic Jackson	at Clemson
2/21/2018	Josh Okogie	at Virginia
2/11/2018	Josh Okogie	Duke
2/8/2018	Jose Alvarado	at Louisville
2/4/2018	Jose Alvarado (45)	at Boston College
1/31/2018	Jose Alvarado	Syracuse
1/31/2018	Ben Lammers	Syracuse
1/28/2018	Jose Alvarado	Clemson
1/18/2018	Jose Alvarado	Virginia
1/10/2018	Jose Alvarado	Notre Dame
12/30/2017***	Jose Alvarado	at Notre Dame
12/30/2017***	Ben Lammers	at Notre Dame
12/30/2017***	Josh Okogie	at Notre Dame
12/6/2017	Jose Alvarado	at Wofford
12/3/2017	Ben Lammers	Tennessee
3/21/2017	Ben Lammers	at Mississippi
3/7/2017	Josh Heath	Pittsburgh
3/7/2017	Ben Lammers	Pittsburgh
2/21/2017	Quinton Stephens	NC State
2/19/2017	Quinton Stephens	Syracuse
2/19/2017	Ben Lammers	Syracuse
2/15/2017	Ben Lammers	at Miami
1/28/2017	Ben Lammers	Notre Dame
1/18/2017	Quinton Stephens	at Virginia Tech
1/15/2017	Quinton Stephens	at NC State
2/20/2016	Marcus Georges-Hunt	Notre Dame
1/2/1999	Jason Floyd	at NC State
12/5/1998	Ashley Kelly (45)	Appalachian State
11/28/1998	Jon Babul	vs. West Virginia (Hilo, Hawaii)
11/27/1998	Alvin Jones (45)	vs. New Orleans (Hilo, Hawaii)
1/25/1998	Matt Harpring	at NC State
2/9/1997	Gary Saunders	at North Carolina
1/25/1997	Matt Harpring	NC State
1/22/1997	Matt Harpring	at Virginia
1/5/1997	Matt Harpring	Duke
12/26/1996	Eddie Elisma	vs. Hofstra (New York, N.Y.)
12/26/1996	Gary Saunders	vs. Hofstra (New York, N.Y.)
12/12/1996	Matt Harpring	at Maryland
12/3/1996	Matt Harpring	Georgia
3/10/1996	Stephon Marbury	vs. Wake Forest (Greensboro, N.C.)
3/9/1996	Drew Barry	vs. Maryland (Greensboro, N.C.)
2/21/1996	Matt Harpring	at Virginia
2/21/1996	Stephon Marbury	at Virginia
2/17/1996	Drew Barry	Wake Forest
2/3/1996	Stephon Marbury	at Maryland
11/27/1995	Matt Harpring	Campbell (The Omni)
3/10/1995	Travis Best	vs. Virginia (Greensboro, N.C.)
3/4/1995	Travis Best	at Clemson
3/2/1995	Travis Best	Florida State
2/25/1995	Travis Best	at NC State
2/25/1995	Matt Harpring	at NC State
2/15/1995	Travis Best	North Carolina A&T
2/12/1995	Matt Harpring	North Carolina
2/4/1995	Matt Harpring	Maryland
1/11/1995	Travis Best	at North Carolina
1/7/1995	Travis Best	Duke
12/7/1994	James Forrest	vs. Louisville (Georgia Dome)
3/5/1994	Travis Best	Clemson
3/2/1994	Travis Best	Florida State
3/2/1994	Fred Vinson	Florida State
2/12/1994	Travis Best	at North Carolina
1/29/1994	Travis Best	Florida State
1/19/1994	Travis Best	at Wake Forest
1/4/1994	James Forrest	Maryland
12/29/1993	Travis Best	vs. St. John's (Madison Square Garden)
12/15/1993	Travis Best	vs. Georgia (The Omni)
3/4/1993	Travis Best	Florida State
2/28/1993	Travis Best	at NC State
2/23/1993	Travis Best	Virginia
2/20/1993	James Forrest	at Wake Forest

2/20/1993	Travis Best	at Wake Forest
2/17/1993	Travis Best	at Richmond
2/10/1993	Travis Best	at Duke
2/4/1993	Travis Best	Clemson
1/23/1993	Travis Best	at Virginia
1/21/1993	James Forrest	Wake Forest
1/21/1993	Travis Best	Wake Forest
1/16/1993	James Forrest	College of Charleston
1/16/1993	Travis Best	College of Charleston
1/9/1993	James Forrest	Duke
12/19/1992	Malcolm Mackey	vs. Louisville (Georgia Dome)
12/19/1992	James Forrest	vs. Louisville (Georgia Dome)
3/27/1992	Malcolm Mackey (45)	vs. Memphis State (Kansas City, Mo.)
3/21/1992	Malcolm Mackey	vs. Southern California (Milwaukee, Wis.)
3/14/1992	Malcolm Mackey	vs. Duke (Charlotte, N.C.)
2/2/1992	Jon Barry	North Carolina
1/28/1992	Jon Barry	College Of Charleston
3/17/1991	Malcolm Mackey	vs. Ohio State (Dayton, Ohio)
3/8/1991	Jon Barry	vs. NC State (Charlotte, N.C.)
3/8/1991	Kenny Anderson	vs. NC State (Charlotte, N.C.)
3/2/1991	Kenny Anderson	at Clemson
2/28/1991	Kenny Anderson	North Carolina
2/19/1991	Bryan Hill	at Virginia
2/19/1991	Kenny Anderson	at Virginia
2/17/1991	Kenny Anderson	at Arizona
2/13/1991	Malcolm Mackey	at Maryland
2/13/1991	Kenny Anderson	at Maryland
2/9/1991	Jon Barry	at Wake Forest
2/9/1991	Kenny Anderson	at Wake Forest
2/3/1991	Kenny Anderson	NC State
1/30/1991	Malcolm Mackey	Duke
1/30/1991	Kenny Anderson	Duke
1/30/1991	Jon Barry	Duke
1/27/1991	Jon Barry	at North Carolina
1/27/1991	Kenny Anderson	at North Carolina
1/13/1991	Malcolm Mackey	at NC State
1/13/1991	Kenny Anderson	at NC State
12/19/1990#	Kenny Anderson (55)	vs. Georgia (The Omni)
12/15/1990	Kenny Anderson	at Temple
12/5/1990	Jon Barry (45)	vs. St. John's (Landover, Md.)
12/5/1990	Kenny Anderson (45)	vs. St. John's (Landover, Md.)
12/1/1990	Kenny Anderson	at Richmond
12/1/1990	Jon Barry	at Richmond
12/1/1990	Malcolm Mackey	at Richmond
3/25/1990	Dennis Scott	vs. Minnesota (New Orleans, La.)
3/23/1990	Dennis Scott (45)	vs. Michigan State (New Orleans, La.)
3/23/1990	Kenny Anderson (45)	vs. Michigan State (New Orleans, La.)
3/17/1990	Dennis Scott	vs. LSU (Knoxville, Tenn.)
3/17/1990	Kenny Anderson	vs. LSU (Knoxville, Tenn.)
3/11/1990	Dennis Scott	vs. Virginia (Charlotte, N.C.)
3/11/1990	Kenny Anderson	vs. Virginia (Charlotte, N.C.)
3/10/1990	Kenny Anderson	vs. Duke (Charlotte, N.C.)
3/10/1990	Brian Oliver	vs. Duke (Charlotte, N.C.)
3/9/1990	Dennis Scott	vs. NC State (Charlotte, N.C.)
3/9/1990	Brian Oliver	vs. NC State (Charlotte, N.C.)
3/3/1990	Dennis Scott	Clemson
2/28/1990	Dennis Scott	at North Carolina
2/28/1990	Kenny Anderson	at North Carolina
2/24/1990	Dennis Scott (45)	at Notre Dame
2/24/1990	Kenny Anderson (45)	at Notre Dame
2/24/1990	Brian Oliver (45)	at Notre Dame
2/22/1990	Dennis Scott	Virginia
2/17/1990	Dennis Scott (50)	at NC State
2/17/1990	Kenny Anderson (50)	at NC State
2/15/1990	Dennis Scott	vs. Fordham (Madison Square Garden)
2/10/1990	Brian Oliver	at Louisville
2/10/1990	Dennis Scott	at Louisville
2/7/1990	Kenny Anderson	Wake Forest
1/28/1990	Kenny Anderson	at Duke
1/28/1990	Brian Oliver	at Duke
1/25/1990	Dennis Scott	at Clemson
1/25/1990	Kenny Anderson	at Clemson
1/21/1990	Dennis Scott (45)	at Virginia
1/16/1990	Dennis Scott	Temple
1/11/1990	Dennis Scott	Duke
1/11/1990	Kenny Anderson	Duke
12/16/1989	Dennis Scott	vs. Georgia (The Omni)
12/16/1989	Kenny Anderson	vs. Georgia (The Omni)
12/4/1989	Dennis Scott	vs. Pittsburgh (Hartford, Conn.)
11/28/1989	Dennis Scott	Richmond
3/17/1989	Tom Hammonds	vs. Texas (Dallas, Texas)
3/10/1989	Tom Hammonds	vs. North Carolina (The Omni)
3/4/1989	Tom Hammonds (45)	at Clemson
3/1/1989	Tom Hammonds	North Carolina
2/25/1989	Tom Hammonds	Notre Dame
2/22/1989	Dennis Scott	Virginia
2/18/1989	Brian Oliver	NC State
2/14/1989	Tom Hammonds	at Maryland
2/14/1989	Dennis Scott	at Maryland
2/14/1989	Brian Oliver	at Maryland
2/11/1989	Tom Hammonds	Wake Forest
2/11/1989	Dennis Scott	Wake Forest
2/8/1989	Tom Hammonds	vs. Iona (Madison Square Garden)
2/8/1989	Dennis Scott	vs. Iona (Madison Square Garden)
2/6/1989	Tom Hammonds	at Virginia

## Never Missed a Game at Tech

Four-year players who played every game of their careers (ACC era)

Player (Years)	Starts	Games	Missed
Malcolm Mackey (1990-93)	127	130	0
Marvin Lewis (2001-04)	121	130	0
Mark Price (1983-86)*	126	126	0
Daniel Miller (2011-14)*	126	126	0
Travis Best (1992-95)	122	124	0

\*Only players to start 100% of Tech's games for 4 years

## Game Close

Marcus Georges-Hunt (2012-16)	129	130	1
Brian Oliver (1987-90)	113	127	1
Bruce Dalrymple (1984-87)	126	126	1
John Salley (1983-86)	125	125	1
Kammeon Holsey (2011-14)	58	125	1
Alvin Jones (1998-01)	118	124	1
Tony Atkins (1999-02)	117	122	1
Matt Harpring (1995-98)	119	124	2
Tom Hammonds (1986-89)	122	123	4

2/6/1989	Dennis Scott	at Virginia
2/2/1989	Brian Oliver	Duke
1/28/1989	Dennis Scott	at North Carolina
1/22/1989	Dennis Scott (50)	at Illinois
1/15/1989	Tom Hammonds	Louisville
1/15/1989	Dennis Scott	Louisville
1/15/1989	Brian Oliver	Louisville
1/7/1989	Dennis Scott	at Wake Forest (Greensboro, N.C.)
12/30/1988	Tom Hammonds	vs. Purdue (Honolulu, Hawaii)
12/30/1988	Dennis Scott	vs. Purdue (Honolulu, Hawaii)
12/30/1988	Brian Oliver	vs. Purdue (Honolulu, Hawaii)
12/29/1988	Tom Hammonds	vs. Illinois (Honolulu, Hawaii)
12/29/1988	Brian Oliver	vs. Illinois (Honolulu, Hawaii)
12/20/1988	Tom Hammonds	at Richmond
12/20/1988	Dennis Scott	at Richmond
12/20/1988	Brian Oliver	at Richmond
12/17/1988	Tom Hammonds	vs. Georgia (The Omni)
12/17/1988	Dennis Scott	vs. Georgia (The Omni)
2/28/1988	Tom Hammonds	Duke
2/25/1988	Tom Hammonds	Virginia
2/13/1988	Tom Hammonds	vs. Wake Forest (Greensboro, N.C.)
2/8/1988	Tom Hammonds	at Maryland
2/6/1988	Tom Hammonds	DePaul
2/3/1988	Duane Ferrell	at Duke
2/3/1988	Tom Hammonds	at Duke
1/30/1988	Tom Hammonds	at North Carolina
1/23/1988	Duane Ferrell	at Virginia
12/5/1987	Tom Hammonds	vs. Georgia (The Omni)
11/23/1987	Dennis Scott	at Florida
3/13/1987	Tom Hammonds	vs. LSU (Rosemont, Ill.)
3/1/1987	Duane Ferrell	North Carolina (The Omni)
3/1/1987	Bruce Dalrymple	North Carolina (The Omni)
3/1/1987	Tom Hammonds	North Carolina (The Omni)
2/25/1987	Bruce Dalrymple	at Clemson
2/21/1987	Tom Hammonds	at Duke
2/21/1987	Brian Oliver	at Duke
1/29/1987	Tom Hammonds	Duke
1/22/1987	Tom Hammonds	Virginia (The Omni)
1/22/1987	Duane Ferrell	Virginia (The Omni)
1/22/1987	Bruce Dalrymple	Virginia (The Omni)
1/20/1987	Tom Hammonds	at Georgia Tech
1/10/1987	Tom Hammonds	at NC State
1/3/1987	Tom Hammonds (45)	at Wake Forest
1/3/1987	Craig Neal (45)	at Wake Forest
12/29/1986	Duane Ferrell	vs. St. John's (Madison Square Garden)
12/29/1986	Tom Hammonds	vs. St. John's (Madison Square Garden)
12/20/1986	Tom Hammonds	vs. SMU (Tokyo, Japan)
12/19/1986	Duane Ferrell (45)	vs. Boston College (Tokyo, Japan)
12/19/1986	Tom Hammonds (45)	vs. Boston College (Tokyo, Japan)
12/14/1986	Tom Hammonds	at LSU
12/3/1986	Tom Hammonds	vs. Georgia (The Omni)
2/9/1986	John Salley	at Duke
2/6/1986	Tom Hammonds	UNC Charlotte
2/6/1986	Mark Price	UNC Charlotte
1/11/1986	Bruce Dalrymple	Maryland
1/4/1986	Mark Price	at Virginia
12/2/1985	Bruce Dalrymple	at St. Louis
12/2/1985	Mark Price	at St. Louis



# SINGLE-GAME OPPONENT HIGHS

## 100-Point Games

121	at UCLA (12-27-69)
118	vs. North Carolina (2-12-72)
118	vs. NC State (2-10-73)
114	at Furman (2-11-54)
114	vs. Wake Forest (3-8-07)
111	at Furman (1-31-53)
111	at Furman (1-13-55)
111	vs. North Carolina (2-8-75)
110	at Duke (1-4-77)
108	at Florida State, 2ot (2-11-99)
108	at Florida State (2-19-72)
108	vs. Baylor (12-27-73)
108	vs. North Carolina (2-9-74)
108	at Clemson (1-24-01)
107	vs. North Carolina (2-9-73)
107	at Duke (2-22-75)
107	vs. Texas (11-27-91)
107	North Carolina, 2ot (2-8-98)
106	at Clemson (2-22-66)
106	at Duke (2-26-83)
105	at Kentucky (1-9-54)
105	vs. Georgia, 3ot (2-19-90)
105	Illinois (vs. 11-23-01)
104	at Kentucky (1-7-56)
104	vs. Wisconsin (12-28-63)
104	at Duke (1-10-02)
104	at North Carolina (2-28-09)
103	at Vanderbilt (2-29-64)
103	at North Carolina (1-11-04)
102	vs. Marquette (12-27-56)
102	at NC State (2-12-66)
102	vs. Bowling Green (12-30-72)
102	Oklahoma City (2-28-73)
102	Mercer (1-28-74)
102	at Illinois (1-22-89)
102	at Virginia Tech (2-13-11)
101	Wake Forest (1-27-05)

\*Last opponent to score 100 points

## Fewest Points

6	at Auburn (2-27-1914)
7	Mercer (1-8-1909)
9	at Savannah Athletic Club (12-30-1923)
11	Georgia, ot (3-17-1906)
11	at Clemson (2-8-1913)
11	vs. Birmingham Southern (2-25-1921)
12	Auburn (2-20-1914)
12	Auburn (1-28-1922)
13	at Clemson (1-5-1924)
13	Auburn (2-19-1926)
13	Clemson (2-20-1937)
14	at Newberry (3-5-1920)
14	vs. Sewanee (2-27-1925)
14	Southern Bell (1-28-1927)

**Since 1949-50**

36	vs. Rice (1-11-22-2012)
37	Wofford (1-31-1977)
37	Alabama State (11-19-2004)
38	Florida (2-10-1950)
38	Auburn (2-7-1961)
38	vs. Cincinnati (3-2-1978)
38	Georgia (2-18-1980)
38	Presbyterian (1-14-2012)
38	Chattanooga (12-3-1949)
39	Charleston Southern (11-12-2010)
39	Wake Forest (1-19-2011)
40	vs. Boston University (12-28-1965)
40	at Boston College (1-19-1980)
40	at Georgia Southern (2-13-1982)
40	Maryland-Eastern Shore (1-3-1985)
40	UNC Greensboro (12-31-1996)
40	at St. Louis (2-16-2002)
40	Marist (12-23-2003)
40	Florida A&M (12/29/2018)

## Most Points - Half

67	vs. Illinois (1-23-2001, 1st)
64	vs. North Carolina (2-9-1973, 2nd)
62	vs. NC State (12-10-1973, 1st)
62	at UCLA (12-27-1969, 1st)
61	vs. North Carolina (2-9-1974, 2nd)
61	vs. Baylor (12-27-1973, 2nd)
61	vs. North Carolina (2-12-1972, 1st)
61	at Wake Forest (3-2-2005, 2nd)
61	at Clemson (3-4-2006, 2nd)
61	at Duke (1-4-2017)
60	vs. Bowling Green (12-30-1972, 2nd)
60	vs. Texas (11-27-1991, 2nd)

## Most Points - OT Period

24	at Clemson (2-5-1992)
21	at Illinois (1-22-1989)
17	North Carolina (2-8-1998, 2nd)
17	at Wake Forest (3-8-2007, 1st)
16	at Wake Forest (2-2-1984)
15	Georgia (1-26-1949)
15	at Florida (2-22-1980)
15	at Rice (12-16-1963)
15	vs. Wake Forest (3-8-2007, 2nd)
15	Virginia Tech (1-12-2013)

## Fewest Points - Half

8	Univ. of the South (12-2-1980, 2nd)
11	UTRGV (11-21-2018, 1st)
12	UNC Greensboro (12-31-1996, 1st)
12	at Air Force (12-11-2004, 1st)
13	Virginia (12-1-1969, 1st)
13	at St. Louis (2-16-2002, 1st)
13	Charleston Southern (11-12-2010, 1st)
13	Wake Forest (1-19-2011, 2nd)
13	Presbyterian (11-14-2012, 2nd)
13	Florida A&M (12-9-2018, 1st)
14	Wofford (1-19-1984, 1st)
14	Marist (12-23-2003, 1st)
14	James Madison (12-15-2004, 1st)
14	Miss. Valley St. (11-26-2013, 1st)

15	Wofford (1-31-1977, 1st)
15	at Georgia (11-26-1976, 2nd)
15	Tennessee (2-17-1959, 2nd)
15	Tennessee State (12-6-2003, 1st)
15	Alabama A&M (12-17-2003, 1st)
15	Florida State (1-25-2017, 1st)

## Field Goals

49	at UCLA (12-27-1969)
49	vs. NC State (2-10-1973)
46	vs. North Carolina (2-8-1975)
46	vs. North Carolina (2-9-1973)
46	at Duke (2-22-1975)
45	vs. NC State (2-7-1975)

## Field Goal Attempts

103	vs. Loyola Marymount (12-22-1990)
94	vs. North Carolina (2-9-1973)
94	Georgia (12-19-1990)
93	vs. NC State (2-7-1975)
93	vs. Texas (11-27-1991)
90	vs. NC State (2-10-1973)
90	vs. NC State (2-8-1974)

## Highest Field Goal Pct.

.700	(28-40)	North Carolina (1-23-1982)
.692	(27-39)	at Clemson (1-12-2011)
.659	(29-44)	Georgia (1-16-1974)
.652	(30-46)	Wake Forest (1-2-1982)
.645	(40-62)	at North Carolina (1-24-1987)
.643	(27-42)	at NC State (2-22-1997)
.638	(37-58)	North Carolina (2-8-1998)
.630	(29-46)	vs. Wake Forest (3-10-1996)
.625	(30-48)	at Virginia (2-7-1984)
.623	(38-61)	Tulane (1-7-1967)
.623	(38-61)	at North Carolina (2-21-2015)
.621	(36-58)	at Florida State (2-21-1970)
.618	(21-34)	vs. Virginia Tech (12-22-1979)

## Lowest Field Goal Pct.

.163	(13-80)	at Kentucky (1-2-1960)
.229	(11-48)	vs. Rice (1-11-22-2012)
.230	(17-74)	Howard (1-3-1957)
.230	(17-74)	at Alabama (12-17-1962)
.235	(16-68)	Georgia (12-18-1956)
.247	(20-81)	vs. Virginia (3-13-1992)
.250	(15-60)	Alabama State (12-17-2012)
.254	(16-63)	Tennessee (2-20-1962)
.254	(16-63)	UNC Greensboro (12-31-1996)
.255	(14-55)	Wofford (11-24-2000)
.255	(13-51)	Alabama A&M (12-17-2003)
.255	(13-51)	Alabama State (11-19-2004)
.256	(20-78)	Tulane (2-8-1958)

## 3-Point Field Goals

16	at Duke (1-4-2017)
15	Presbyterian (1-6-2008)
15	at Louisville (1-15-1994)
15	at Syracuse (3-4-2017)
14	at Clemson (1-24-2001)
14	North Carolina (2-2-2002)
14	at Illinois (11-26-2012)
14	vs. Boston College (3-14-2013)
13	Campbell (11-27-1995)
13	vs. Santa Clara (12-30-1995)
13	at Virginia (1-8-2000)
13	Pennsylvania (11-19-2001)
13	vs. Illinois (11-23-2001)
13	Duke (2-9-2002)
13	at NC State (1-14-2006)
13	Cornell (11-13-2015)
13	at Virginia Tech (2-13-2019)
13	North Carolina (1-29-2019)

## 3-Point FG Attempts

41	at NC State (1-24-2004)
40	Marist (1-2-1990)
38	at Chattanooga (12-14-2009)
36	Cornell (1-2-2002)
36	at Virginia, ot (1-27-2008)
35	vs. Georgia (12-19-1990)
35	at NC State (3-6-2019)
34	North Texas (12-31-1997)
33	vs. Clemson (3-13-1993)
33	vs. Air Force (12-11-2004)
33	Belmont (3-19-2017)
33	at Syracuse (11-12-2019)
32	Miami (3-4-2009)
32	Tusculum (2-7-2017)
31	Furman (12-19-1994)
31	North Carolina (2-2-2002)
31	Gardner-Webb (12-1-2002)
31	Florida State (3-6-2004)
31	Wake Forest (1-27-2005)
31	Presbyterian (1-6-2008)
31	Cornell (11-13-2015)
31	Wofford (12-22-2016)
31	Duke (1-4-2017)
30	Georgia State (11-10-1989)
30	at NC State (1-8-1992)
30	Mount St. Mary's (12-18-1996)
30	at Duke (2-21-2001)
30	at Mercer (11-22-2008)
30	vs. Boston University (11-22-2009)
30	vs. Rice (11-22-2012)
30	at Syracuse (3-4-2017)
30	at Wofford (12-6-2017)

## Highest 3-Pt. FG Pct.

Minimum 10 attempts		
.786	(11-14)	at Clemson (1-12-2011)
.667	(10-15)	vs. UNLV (3-31-1990)
.667	(12-18)	at Duke (2-4-2010)
.647	(11-17)	Duke (2-26-2003)
.643	(9-14)	NC State (2-2-1983)
.643	(9-14)	Maryland (1-4-1994)
.643	(9-14)	vs. Wake Forest (3-10-1996)
.625	(10-16)	NC State (2-3-1991)

.625	(10-16)	at North Carolina (1-29-2012)
.625	(15-24)	at Syracuse (3-4-2017)
.615	(8-13)	at North Carolina (1-8-1998)
.615	(8-13)	vs. Maryland (3-6-1998)
.615	(8-13)	vs. Michigan (12-1-1999)
.600	(9-15)	vs. Michigan (11-26-1993)
.600	(6-10)	Appalachian State (2-21-1983)
.600	(9-15)	Wake Forest (1-18-2006)
.600	(12-20)	at Louisville (2-8-2018)

## Free Throws

41	Maryland (1-25-2006)
37	vs. Yale (12-28-1973)
36	North Carolina (2-11-1980)
36	at Virginia (2-14-1983)
36	at Virginia Tech (2-23-2008)
35	at Southern Methodist (12-1-1961)
35	at Jacksonville (2-8-1969)
35	at Wake Forest (3-2-2005)

## Free Throw Attempts

52	at Rice, ot (12-16-1963)
50	at Alabama (1-23-1974)
49	at Virginia Tech (2-23-2008)
47	Georgia (2-27-1954)
46	vs. Yale (12-28-1973)
46	at Wake Forest (3-2-2005)
45	Auburn (2-8-1954)
45	Maryland (1-25-2006)

## Highest Free Throw Pct.

Minimum 10 attempts		
1.000	(17-17)	vs. St. Joseph's (11-17-2011)
1.000	(14-14)	at Wake Forest (2-13-1988)
1.000	(12-12)	at Virginia (1-23-1988)
1.000	(12-12)	Wofford (12-1-2015)
1.000	(12-12)	VCU (12-15-2015)
1.000	(11-11)	at Virginia (1-4-1986)
1.000	(11-11)	vs. Villanova (3-15-1986)
1.000	(11-11)	at Virginia (2-18-1987)
1.000	(11-11)	Augusta (12-12-1987)
.955	(21-22)	at Alabama (12-17-1962)
.950	(19-20)	at Florida State (2-3-2004)

## Lowest Free Throw Pct.

Minimum 10 attempts		
.250	(4-16)	vs. George Washington (3-18-2005)
.273	(3-11)	at Louisville (1-15-1994)
.304	(7-23)	Winston-Salem State (11-14-2008)
.313	(5-16)	Georgia State (12-3-1977)
.313	(5-16)	at LSU (12-14-1986)
.333	(6-18)	Baylor (12-4-1958)
.333	(5-15)	at LSU (2-9-1959)
.333	(5-15)	Georgia State (1-10-1977)
.333	(4-12)	North Texas (12-31-1997)
.333	(7-21)	at Maryland (1-5-1993)
.333	(10-30)	vs. Connecticut (11-26-2003)
.333	(4-12)	at Clemson (2-8-2005)

## Rebounds

68	Tennessee (1-24-1959)
66	at Auburn (2-27-1974)
65	at Kentucky (1-2-1960)
63	at Mississippi (1-14-1957)
63	Auburn (1-22-1958)
63	at Tennessee (1-27-1964)
62	Oklahoma City, 3ot (2-14-1959)
62	Vanderbilt, ot (1-16-1960)
61	at Alabama (1-23-1974)
60	Kentucky (1-25-1960)
60	Georgia (12-7-1967)

## Assists

28	at Maryland (2-16-2000)
27	at Florida State (2-21-1970)
26	Florida State (2-14-1966)
26	Chattanooga (12-4-1986)
26	North Carolina (3-2-1988)
26	at Clemson, ot (3-4-1989)
26	vs. Georgia (12-19-1990)
26	at Duke (1-11-1992)
26	at North Carolina (2-28-2009)

## Steals

18	Maryland (2-21-1999)
17	North Texas (12-31-1998)
17	NC State (2-6-2010)
17	Dayton (11-20-2013)
16	Last vs. Maryland (3-12-2010)

## Blocked Shots

13	at Duke (2-5-2005)
13	at Alabama (1-23-1974)
12	Louisville (1-7-2017)
11	James Madison (11-20-1991)
10	vs. Arizona (2-17-1991)
10	at NC State (1-29-1986)
10	vs. LSU (3-17-1990)
10	vs. Massachusetts (12-22-1995)
10	vs. Mississippi (11-29-2013)

# OPPONENT INDIVIDUAL HIGHS

## 30-Point Games

51	Frank Selvy, at Furman (2-11-1954)
48	Rodney Monroe, at NC State (1-13-1991)
47	Doug McKendrick, at Rice (12-6-1965)
42	Shammond Williams, North Carolina (2-8-1998)
41	Will Solomon, at Clemson (1-24-2001)
41	Oliver Hanlan, vs Boston College (3-14-2013)
40	KeKe Hicks, Coastal Carolina (11-28-1994)
40	Tyler Hanbrough, North Carolina (2-15-2006)
40	James Florence, Mercer (11-27-2009)
40	Andrew White III, at Syracuse (3-4-2017)
39	Darrell Floyd, at Furman (1-13-1955)
39	Wayman Tisdale, at Oklahoma (12-18-1982)
39	Michael Jordan, at North Carolina (1-29-1983)
38	Ozie Edwards, Oklahoma City (2-28-1973)
38	Matt Carino, vs Marquette (11-27-2014)
37	Grady Wallace, South Carolina (12-20-1956)
37	Johnny Arthurs, Tulane (2-15-1969)
37	Marshall Rodgers, Pan American (12-28-1975)
37	Chris McGuffie, Mount St. Mary's (12-18-1995)
37	Shamorie Ponds, St. John's (12-1-2018)
36	David Thompson, vs. NC State (2-10-1973)
36	Evers Burns, Maryland (2-6-1993)
36	Junior Burroughs, Virginia (3-10-1995)
36	Anthony Barber, at NC State (1-27-2016)
36	Fletcher Magee, at Wakeford (12-6-2017)
35	Tony Windis, Wyoming (12-22-1958)
35	Randy Cash, at Kentucky (1-6-1992)
35	Kentucky Markey, Clemson (3-2-1995)
35	Will Burzer, vs Minnesota (6-25-1990)
35	J. J. Frazier, at Georgia (12-19-2015)
35	Garrison Brannon, at North Carolina (1-4-2020)
34	Ronnie Malone, Southern Miss. (1-31-1974)
34	Lafestor Rhodes, vs. Iowa State (3-18-1998)
34	Tony Massenburg, at Maryland (2-3-1998)

## MCCAMISH PAVILION RECORDS



**JOSE ALVARADO SET A GEORGIA TECH RECORD WITH NINE STEALS IN A JAN. 25, 2020 VICTORY OVER NC STATE.**

## Georgia Tech - GAME HIGHS

Points	116	Cornell (11/13/2015)
Field Goals Made	47	Cornell (11/13/2015)
Field Goal Attempts	78	Cornell (11/13/2015)
Field Goal Percentage	.603 (47-78)	Cornell (11/13/2015)
3-Point Field Goals Made	12	Lamar (11/9/2018)
3-Point Field Goal Attempts	30	Lamar (11/9/2018)
3-Point Field Goal Percentage	.545 (6-11)	Sam Houston State (11/22/2016)
Free Throws Made	29	North Carolina A&T (11/24/2013)
Free Throw Attempts	46	North Carolina A&T (11/24/2013)
Free Throw Percentage	.952 (20-21)	Coppin State (12/27/2017)
Rebounds	53	Florida State (1/25/2017)
Assists	30	Cornell (11/13/2015)
Steals	15	North Carolina (12/31/2016)
Blocked Shots	16	Southern (11/14/2016)*
Turnovers	19	Bethune-Cookman (11/19/2017)
	19	Dayton (11/20/2013)
	19	North Carolina (2/19/2013)
	19	Alabama State (12/17/2012)
Fouls	25	Tennessee (12/3/2017)
	25	Virginia Tech (1/16/2016)

\*school record

## Opponent - GAME HIGHS

Points	85	Wright State (12/22/2017)
Field Goals Made	34	North Carolina (3/3/2015)
Field Goal Attempts	77	Tennessee (11/16/2015)
Field Goal Percentage	.569 (29-51)	Pittsburgh (1/14/2014)
3-Point Field Goals Made	13	North Carolina (1/29/2019)
	13	Cornell (11/13/2015)
3-Point Field Goal Attempts	33	Belmont (3/19/2017)
3-Point Field Goal Percentage	.563 (9-16)	Louisville (1/7/2017)
Free Throws Made	28	Virginia Tech (1/16/2016)
Free Throw Attempts	38	Pittsburgh (2/20/2019)
Free Throw Percentage	1.000 (12-12)	VCU (12/15/2015)
	1.000 (12-12)	Wofford (12/1/2015)
	1.000 (8-8)	Appalachian State (12/15/2014)
Rebounds	53	Tennessee (11/16/2015)
Assists	21	North Carolina (1/29/2019)
	21	Louisville (1/19/2019)
	21	Virginia Tech (2/17/2018)
Steals	17	Dayton (11/20/2013)
Blocked Shots	12	Louisville (1/7/2017)
Turnovers	25	Florida A&M (12/9/2018)
Fouls	33	North Carolina A&T (11/24/2013)

## Georgia Tech - GAME LOWS

Points	42	Clemson (2/6/2019)
	42	Miami (1/18/2014)
Field Goals Made	13	Clemson (2/6/2019)
	13	Miami (1/18/2014)
Field Goal Attempts	38	Virginia Tech (1/9/2019)
Field Goal Percentage	.263 (15-57)	Syracuse (1/7/2015)
3-Point Field Goals Made	1	Louisville (1/19/2019)
	1	Miami (1/3/2018)
	1	Bethune-Cookman (11/19/2017)
	1	Georgia (12/20/2016)
	1	Louisville (1/7/2017)

	1	Louisville (2/23/2015)
	1	North Carolina (3/3/2015)
3-Point Field Goal Attempts	8	Bethune-Cookman (11/19/2017)
	8	Louisville (1/7/2017)
3-Point Field Goal Percentage	.063 (1-16)	North Carolina (3/3/2015)
Free Throws Made	3	Virginia (2/8/2014)
Free Throw Attempts	6	Notre Dame (1/10/2018)
Free Throw Percentage	.231 (3-13)	Virginia (2/8/2014)
Rebounds	18	Pittsburgh (1/14/2014)
Assists	8	Clemson (2/6/2019)
	8	Miami (1/3/2018)
	8	Georgia (12/20/2016)
	8	North Carolina (3/3/2015)
	8	Duke (2/8/2014)
Steals	1	North Carolina (1/29/2014)
Blocked Shots	1	Tennessee (12/3/2017)
	1	NC State (1/31/2015)
	1	North Carolina A&T (11/24/2013)
	1	Virginia (3/8/2014)
	1	Florida State (2/5/2013)
Turnovers	6	North Texas (11/24/2017)
	6	Coppin State (12/27/2017)
	6	Cornell (11/13/2015)
	6	Duke (2/2/2016)
	6	Presbyterian (11/8/2013)
Fouls	7	Coppin State (12/27/2017)

## Opponent - GAME LOWS

Points	38	Presbyterian (11/14/2012)
Field Goals Made	12	UTRGV (11/21/2018)
Field Goal Attempts	45	Vanderbilt (12/20/2014)
Field Goal Percentage	.226 (12-53)	UTRGV (11/21/2018)
3-Point Field Goals Made	0	Pittsburgh (3/5/2016)
3-Point Field Goal Attempts	7	Pittsburgh (1/14/2014)
3-Point Field Goal Percentage	.000 (0-11)	Pittsburgh (3/5/2016)
Free Throws Made	2	Coppin State (12/27/2017)
Free Throw Attempts	3	Coppin State (12/27/2017)
Free Throw Percentage	.400 (10-25)	Bethune-Cookman (11/19/2017)
	.400 (4-10)	Duquesne (12/29/2015)
Rebounds	19	Boston College (2/13/2014)
Assists	4	Miami (1/18/2014)
Steals	2	Yale (1/6/2018)
	2	Belmont (3/19/2017)
	2	Cornell (11/13/2015)
	2	North Carolina (1/29/2014)
	2	North Carolina A&T (11/24/2013)
Blocked Shots	0	Lamar (11/9/2018)
	0	Prairie View A&M (11/23/2018)
	0	Cornell (11/13/2015)
	0	Pittsburgh (3/5/2016)
Turnovers	4	Coppin State (12/27/2017)
	4	Tulane (11/9/2012)
Fouls	10	Gardner-Webb (12/17/2018)
	10	Notre Dame (1/10/2018)
	10	Colgate (12/23/2015)
	10	Louisville (2/23/2015)
	10	Virginia Tech (3/8/2014)

## Georgia Tech - INDIVIDUAL GAME HIGHS

Points	38	Josh Okogie vs Tulane (11/26/2016)
Field Goals Made	12	Josh Okogie vs Tulane (11/26/2016)
Field Goal Attempts	12	Tadric Jackson vs Boston College (2/11/2017)
Field Goal Percentage	.23	Josh Okogie vs Miami (1/3/2018)
Field Goal Percentage (most attempts)	1.000 (7-7)	Abdoulaye Gueye vs Kennesaw State (12/28/2018)
3-Point Field Goals Made	6	Quinton Stephens vs Georgia (11/14/2014)
3-Point Field Goal Attempts	10	Trae Golden vs Pittsburgh (1/14/14)
	10	Jose Alvarado vs Grambling State (12/1/2017)
	10	Josh Okogie vs Duke (2/11/2018)
3-Point Field Goal Pct. (most attempts)	1.000 (4-4)	Quinton Stephens vs Virginia (1/9/2016)
	1.000 (4-4)	Tadric Jackson vs Wofford (12/22/2016)
Free Throws Made	14	Josh Okogie vs Florida State (1/25/2017)
Free Throw Attempts	18	Josh Okogie vs Tulane (11/26/2016)
Free Throw Percentage (most attempts)	1.000 (12-12)	Daniel Miller vs Maryland (2/27/13)
	1.000 (12-12)	Marcus Georges-Hunt vs Louisville (1/23/2016)
Rebounds	17	Ben Lammers vs Boston College (2/11/2017)
Assists	9	Josh Heath vs Southeastern Louisiana (12/21/2015)
Steals	5	Josh Heath vs Notre Dame (11/28/2017)
	5	Josh Okogie vs Wake Forest (3/3/2018)
Blocked Shots	9	Ben Lammers vs Southern (11/14/2016)
Turnovers	6	Trae Golden vs Pittsburgh (1/14/14)
	6	Trae Golden vs Dayton (11/20/13)
	6	Marcus Georges-Hunt vs Louisville (2/23/2015)

## Opponent - INDIVIDUAL GAME HIGHS

Points	28	Erick Green of Virginia Tech (1/12/2013)
	28	Brandon Childress of Wake Forest (1/5/2019)
Field Goals Made	12	Josh Davis of Tulane (11/9/2012)
	12	D.J. Laster of Gardner-Webb (12/17/2018)
Field Goal Attempts	21	Taurean Thompson of Syracuse (2/19/2017)
Field Goal Percentage (min 5 made)	1.000 (5-5)	Josh Henderson of Vanderbilt (12/20/14)
3-Point Field Goals Made	8	Brandon Tabb of Bethune-Cookman (11/19/2017)
3-Point Field Goal Attempts	17	Brandon Tabb of Bethune-Cookman (11/19/2017)
3-Point Field Goal Pct. (most attempts)	1.000 (3-3)	Vee Sanford of Dayton (11/20/2013)
	1.000 (3-3)	Avery Brown of Green Bay (11/19/2015)
	1.000 (3-3)	Trelun Brown of Southern (11/14/2016)
	1.000 (3-3)	Justin Robinson of Virginia Tech (2/17/2018)
Free Throws Made	11	Seth Allen of Virginia Tech (1/16/2016)
Free Throw Attempts	13	Richaud Pack of North Carolina A&T (11/24/2013)
	13	Seth Allen of Virginia Tech (1/16/2016)
	13	Lesley Varner II of UTRGV (11/21/2018)
Free Throw Percentage (most attempts)	1.000 (10-10)	Grayson Allen of Duke (2/11/2018)
Rebounds	15	Tyler Lydon of Syracuse (2/19/2017)
Assists	11	Marquise Reed of Clemson (1/28/2018)
	11	Christen Cunningham of Louisville (1/19/2019)
Steals	6	Marcus Paige of North Carolina (2/19/2013)
Blocked Shots	6	Nicolas Claxton of Georgia (12/22/2018)
Turnovers	8	Bryant Crawford of Wake Forest (3/3/2018)



# CAREER STATISTICS OF TOP TECH PLAYERS

## TONY AKINS

Guard • 5-11 • 185 • Lilburn, Ga.

- Second-team All-ACC as a senior (2002)
- 11th at Tech in scoring, fourth in assists
- Second in career three-point FG, sixth in steals



### Career Statistics

Year	G-GS	FG- FGA	Pct	3P-3PA	Pct	FT-FTA	Pct	Reb	Avg	A	Bl	St	Pts	Avg
1998-99	31-31	108- 344	.316	57-198	.288	76-114	.667	114	3.7	148	1	44	349	11.3
1999-00	30-26	111- 301	.369	68-185	.368	55- 71	.775	99	3.3	108	2	35	345	11.5
2000-01	30-29	140- 318	.440	78-186	.419	78-103	.757	104	3.5	128	0	35	436	14.5
2001-02	31-31	170- 406	.419	98-243	.403	90-108	.833	118	3.8	176	0	59	528	17.0
Total	122-117	529-1369	.386	301-812	.371	299-396	.755	435	3.6	560	3	173	1658	13.6

## KENNY ANDERSON

Guard • 6-2 • 166 • Rego Park, N.Y.

- Consensus first-team All-America, 1991
- Second-team All-America, 1990
- Two-time All-ACC, 1990-91
- ACC Rookie of the Year, 1990
- National Freshman of the Year, 1990
- Georgia Tech Hall of Fame, 2002
- Second pick in 1991 NBA draft (New Jersey Nets)
- Holds Tech single-game scoring record (50 points)



### Career Statistics

Year	G-GS	FG- FGA	Pct	3P-3PA	Pct	FT-FTA	Pct	Reb	Avg	A	Bl	St	Pts	Avg
1989-90	35-35	283- 549	.515	48-117	.410	107-146	.733	193	5.5	285	3	79	721	20.6
1990-91	30-30	278- 636	.437	65-185	.351	155-187	.829	171	5.7	169	2	89	776	25.9
Total	65-65	561-1185	.473	113-302	.374	262-333	.787	364	5.6	454	5	168	1497	23.0

## DREW BARRY

Guard • 6-5 • 190 • Danville, Calif.

- All-ACC, 1996 (2nd team)
- ACC All-Freshman, 1993
- Academic All-ACC, 1993, 1996
- Tech's all-time leader in assists
- Led ACC in assists three straight years, 1994-96
- Second-round pick by Seattle in 1996 NBA Draft




### Career Statistics

Year	G-GS	FG- FGA	Pct	3P-3PA	Pct	FT-FTA	Pct	Reb	Avg	A	Bl	St	Pts	Avg
1992-93	30-13	80- 171	.468	25- 78	.321	33- 41	.805	102	3.4	164	9	42	218	7.3
1993-94	24-22	61- 145	.421	27- 81	.333	45- 58	.776	82	3.4	141	6	40	194	8.1
1994-95	27-27	119- 232	.513	50-117	.427	73- 97	.753	131	4.9	181	13	46	361	13.4
1996	36-36	149- 367	.406	77-209	.371	105-133	.789	167	4.7	238	13	65	480	13.3
Total	117-98	409- 915	.447	179-485	.369	256-329	.778	482	4.1	724	41	193	1253	10.5

## JON BARRY

Guard • 6-5 • 195 • Danville, Calif.

- All-ACC, 1992 (3rd)
- NBA first-round draft pick by Boston in 1992




### Career Statistics

Year	G-GS	FG- FGA	Pct	3P-3PA	Pct	FT-FTA	Pct	Reb	Avg	A	Bl	St	Pts	Avg
1990-91	30-33	180- 405	.444	77-209	.368	41- 56	.732	110	3.7	110	16	53	478	15.9
1991-92	35-35	201- 468	.429	99-265	.374	101-145	.697	152	4.3	207	8	71	602	17.2
Total	65-65	381- 873	.436	176-474	.371	142-201	.706	262	4.0	317	24	124	1080	16.6

## TRAVIS BEST

Guard • 5-11 • 186 • Springfield, Mass.

- Third-team All-America, 1989
- All-ACC first-team, 1988 & 1989; second-team, 1987
- #20 jersey retired, March 1, 1989
- First-round pick by Washington in 1989 NBA Draft
- Inducted into Georgia Tech Hall of Fame, 1996




### Career Statistics

Year	G-GS	FG- FGA	Pct	3P-3PA	Pct	FT-FTA	Pct	Reb	Avg	A	Bl	St	Pts	Avg
1991-92	35-33	151- 336	.449	56-145	.386	72- 98	.735	89	2.5	198	0	48	430	12.3
1992-93	30-30	163- 345	.472	80-175	.457	82-109	.752	94	3.1	176	6	51	488	16.3
1993-94	29-29	180- 390	.462	49-144	.340	123-142	.866	104	3.6	167	3	58	532	18.3
1994-95	30-30	209- 469	.446	73-192	.380	116-137	.847	95	3.2	151	6	60	607	20.2
Total	124-122	703-1540	.456	258-656	.393	393-486	.809	382	3.1	692	15	217	2057	16.6

## BUD BLEMKER

Guard • 5-10 • 181 • Huntingburg, Ind.

- All-SEC, 1958 and 1959
- Georgia Tech Hall of Fame, 1965




### Career Statistics

Year	G	FG- FGA	Pct	3P-3PA	Pct	FT-FTA	Pct	Reb	Avg	A	Bl	St	Pts	Avg
1956-57	26	161- 421	.382	-	-	104-125	.832	140	5.4	-	-	-	426	16.4
1957-58	26	182- 471	.386	-	-	88-111	.793	128	4.9	-	-	-	452	17.4
1958-59	26	158- 406	.389	-	-	72-109	.661	109	4.2	-	-	-	388	14.9
Totals	77	501-1298	.386	-	-	264-327	.807	377	4.8	-	-	-	1266	16.2

## CHRIS BOSH

Forward • 6-10 • 210 • Lancaster, Texas

- All-ACC second-team, 2003
- ACC Rookie of the Year, 2003
- USBWA Freshman All-America, 2003
- USBWA, NABC all-district, 2003
- Fourth overall pick in 2003 NBA Draft (Toronto)




### Career Statistics

Year	G-GS	FG- FGA	Pct	3P-3PA	Pct	FT-FTA	Pct	Reb	Avg	A	Bl	St	Pts	Avg
2002-03	31-31	168- 300	.560	22- 46	.478	127-174	.730	278	9.0	38	67	30	485	15.6

## TICO BROWN

Guard • 6-5 • 203 • Kokomo, Ind.

- First-team All-Metro honors in 1977
- Second-team All-Metro in 1978
- Second-round draft pick by Utah Jazz in 1979



### Career Statistics

Year	G	FG- FGA	Pct	3P-3PA	Pct	FT-FTA	Pct	Reb	Avg	A	Bl	St	Pts	Avg
1976-77	28	191- 386	.495	-	-	78- 95	.821	152	5.4	35	18	16	460	16.4
1977-78	27	182- 379	.480	-	-	71- 96	.740	133	4.9	40	6	32	435	16.1
1978-79	26	171- 374	.457	-	-	71- 92	.772	102	3.9	24	0	16	413	15.9
Total	81	544-1139	.478	-	-	220-283	.777	387	4.8	99	24	64	1308	16.1

## JIM CALDWELL

Center • 6-10 • 234 • Lawrenceburg, Ind.

- All-SEC, 1963 & 1964
- Academic All-America (2nd), 1964
- Academic All-SEC, 1963 & 1964
- Georgia Tech Hall of Fame, 1976




### Career Statistics

Year	G	FG- FGA	Pct	3P-3PA	Pct	FT-FTA	Pct	Reb	Avg	A	Bl	St	Pts	Avg
1962-63	26	141- 331	.426	-	-	75- 98	.765	283	10.9	-	-	-	357	13.7
1963-64	26	148- 381	.388	-	-	67-114	.588	364	14.0	-	-	-	363	14.0
1964-65	25	172- 427	.402	-	-	90-140	.642	346	13.8	-	-	-	434	17.4
Totals	77	461-1139	.405	-	-	232-352	.659	993	12.9	-	-	-	1154	15.0

## LEWIS CLINCH

Guard • 6-3 • 196 • Cordele, Ga.

- ACC All-Tournament, 2009
- Finished career ninth at Tech in three-point field goals, 37th in points



### Career Statistics

Year	G-GS	FG- FGA	Pct	3P-3PA	Pct	FT-FTA	Pct	Reb	Avg	A	Bl	St	Pts	Avg
2005-06	23-8	78- 194	.402	31- 76	.408	17- 30	.567	65	2.8	48	1	18	204	8.9
2006-07	14-12	66- 124	.532	30- 63	.476	23- 30	.767	27	1.9	13	0	13	185	13.2
2007-08	32-14	105- 264	.398	44-132	.333	33- 51	.647	62	1.9	42	4	19	287	9.0
2008-09	24-24	128- 346	.370	71-210	.338	45- 66	.682	84	3.5	72	4	16	372	15.5
TOTAL	93-58	377- 928	.406	176-481	.366	118-177	.667	238	2.6	175	9	66	1048	11.3

## JASON COLLIER

Forward • 7-0 • 255 • Springfield, Ohio

- Two-time second-team All-ACC selection
- Two seasons at Tech (denoted by \*) after transferring from Indiana
- Became first Jacket to lead ACC in rebounding in 2000
- 15th overall pick by Milwaukee in 2000 NBA Draft



### Career Statistics


Year	G-GS	FG- FGA	Pct	3P-3PA	Pct	FT-FTA	Pct	Reb	Avg	A	Bl	St	Pts	Avg
1998-99*	25-25	153- 347	.441	32- 90	.356	92-128	.719	182	7.3	36	34	15	430	17.2
1999-00*	30-30	178- 376	.473	31- 84	.369	122-166	.735	276	9.2	49	33	23	509	17.0
Total*	55-55	331- 723	.458	63-174	.362	214-294	.728	458	8.3	85	67	38	939	17.1

## CAREER STATISTICS OF TOP TECH PLAYERS

## JAVARIS CRITTENTON

Guard • 6-5 • 198 • Atlanta, Ga.

- Third-team All-ACC, ACC All-Freshman team, 2007
- Freshman All-America, 2007
- 19th pick in the 2007 NBA draft (Los Angeles Lakers)




## Career Statistics

Year	G-GS	FG- FGA	Pct	3P-3PA	Pct	FT-FTA	Pct	Reb	Avg	A	Bl	St	Pts	Avg
2006-07	32-31	158- 351	.450	36-101	.356	108-138	.783	119	3.7	184	124	2	65	14.4

## BRUCE DALRYMPLE

Guard • 6-4 • 209 • Manhattan, N.Y.

- All-ACC, 1986 (2nd team), ACC Rookie of the Year, 1984
- Recorded the first triple-double in Tech history
- Georgia Tech Hall of Fame, 1994
- Second-round pick by Phoenix in 1987 NBA draft



## Career Statistics

Year	G-GS	FG- FGA	Pct	3P-3PA	Pct	FT-FTA	Pct	Reb	Avg	A	Bl	St	Pts	Avg
1983-84	29-29	148- 310	.477	-	-	98-130	.754	201	6.9	65	5	41	394	13.6
1984-85	35-35	172- 343	.501	-	-	109-150	.727	206	5.9	135	4	65	453	12.9
1985-86	34-34	151- 290	.521	-	-	64-101	.634	171	5.0	138	2	70	366	10.8
1986-87	28-28	143- 326	.439	12- 45	.267	77-107	.720	166	5.9	108	2	51	375	13.4
Total	126-126	614-1269	.484	12- 45	.267	348-488	.713	744	5.9	446	13	227	1588	12.6

## MELVIN DOLD

Guard • 6-2 • 190 • Flora, Ill.

- Georgia Tech Hall of Fame, 1951




## Career Statistics

Year	G	FG- FGA	Pct	3P-3PA	Pct	FT-FTA	Pct	Reb	Avg	A	Bl	St	Pts	Avg
1947-48	25	115-	-	-	-	47-	-	-	-	-	-	-	277	11.1
1948-49	23	122-	-	-	-	41- 74	.554	-	-	-	-	-	285	12.4
1949-50	27	117-	-	-	-	65-112	.580	-	-	-	-	-	299	11.1
1950-51	25	88-	-	-	-	43- 71	.606	-	-	-	-	-	219	8.8
Total	100	442-	-	-	-	196-	-	-	-	-	-	-	1080	10.8

## SAMMY DRUMMER

Forward • 6-5 • 208 • Muncie, Ind.

- First-team All-Metro Conference, 1978
- Selected by Houston Rockets in 1979 NBA draft



## Career Statistics

Year	G	FG- FGA	Pct	3P-3PA	Pct	FT-FTA	Pct	Reb	Avg	A	Bl	St	Pts	Avg
1977-78	27	232- 504	.460	-	-	104-128	.813	166	6.1	49	4	39	568	21.0
1978-79	26	257- 556	.462	-	-	102-146	.699	177	6.8	39	3	51	616	23.7
Total	53	489-1060	.461	-	-	206-274	.752	343	6.5	88	7	90	1184	22.3

## B.J. ELDER

Guard • 6-4 • 218 • Madison, Ga.

- AP All-American (HM), 2004
- All-ACC second team (2004), third team (2003)
- USBWA, NABC all-district, 2004
- Wooden Award finalist, 2004




## Career Statistics

Year	G-GS	FG- FGA	Pct	3P-3PA	Pct	FT-FTA	Pct	Reb	Avg	A	Bl	St	Pts	Avg
2001-02	31-13	115- 269	.428	41-114	.360	37- 47	.787	66	2.1	44	3	27	308	9.9
2002-03	30-28	171- 371	.461	61-154	.396	47- 68	.691	79	2.6	73	2	33	450	15.0
2003-04	38-36	194- 468	.415	77-206	.374	103-132	.780	105	2.8	53	4	28	568	14.9
2004-05	23-21	107- 268	.399	43-126	.341	33- 46	.717	53	2.3	26	3	18	290	12.6
Total	122-98	587-1376	.427	222-600	.370	220-293	.751	303	2.5	196	12	106	1616	13.2

## DERRICK FAVORS

Forward • 6-10 • 246 • Atlanta, Ga.

- ACC Rookie of the Year, 2010; ACC All-Freshman team, 2010
- The Sporting News Freshman All-America, 2003
- Third overall pick in 2010 NBA Draft (New Jersey)




## Career Statistics

Year	G-GS	FG- FGA	Pct	3P-3PA	Pct	FT-FTA	Pct	Reb	Avg	A	Bl	St	Pts	Avg
2009-10	36-35	179- 293	.611	0- 1	.000	90-143	.628	303	8.4	37	90	32	448	12.4

## DUANE FERRELL

Forward • 6-7 • 209 • Baltimore, Md.

- All-ACC (2nd team), 1987 and 1988
- ACC Rookie of the Year, 1985
- Georgia Tech Hall of Fame, 1995
- Signed NBA free agent contract and played 11 years




## Career Statistics

Year	G-GS	FG- FGA	Pct	3P-3PA	Pct	FT-FTA	Pct	Reb	Avg	A	Bl	St	Pts	Avg
1984-85	32-28	117- 232	.504	-	-	56- 98	.571	131	4.1	71	4	13	290	9.1
1985-86	34-33	172- 289	.595	-	-	69- 91	.758	168	4.9	95	17	33	413	12.1
1986-87	29-29	201- 387	.519	6- 15	.400	112-138	.811	170	5.9	79	7	34	520	17.9
1987-88	32-32	230- 432	.532	4- 14	.286	131-175	.749	211	6.6	44	24	39	595	18.6
Total	127-122	720-1340	.537	10- 29	.345	368-502	.733	680	5.4	289	52	119	1818	14.3

## JASON FLOYD

Forward • 6-6 • 205 • Hampton, Ga.

- Two-year starter under coach Bobby Cremins (1999-2000)
- Led Tech in free throw shooting in 1998-99
- Finished career among Tech's career leaders in three-point field goals



## Career Statistics

Year	G-GS	FG- FGA	Pct	3P-3PA	Pct	FT-FTA	Pct	Reb	Avg	A	Bl	St	Pts	Avg
1996-97	27-4	38- 115	.330	14- 62	.226	14- 17	.824	43	1.6	19	3	10	104	3.9
1997-98	33-1	71- 182	.390	44-114	.386	26- 37	.703	79	2.4	35	7	17	212	6.4
1998-99	31-31	150- 375	.400	69-211	.327	48- 57	.842	148	4.8	60	14	36	417	13.5
1999-00	30-26	104- 260	.400	42-135	.311	32- 44	.727	107	3.6	36	10	16	282	9.4
Total	121-62	363- 932	.389	169-522	.324	120-155	.774	377	3.1	150	34	79	1015	8.4

## JAMES FORREST

Forward • 6-8 • 243 • Atlanta, Ga.

- All-ACC first team, 1994
- All-ACC third team, 1995
- Everett Case Award (ACC Tournament MVP), 1993
- Freshman All-America, 1992



## Career Statistics

Year	G-GS	FG- FGA	Pct	3P-3PA	Pct	FT-FTA	Pct	Reb	Avg	A	Bl	St	Pts	Avg
1991-92	35-34	195- 383	.509	1- 4	.250	75-106	.708	224	6.4	64	19	31	466	13.3
1992-93	30-29	246- 454	.542	2- 4	.500	92-134	.687	226	7.5	43	28	31	586	19.5
1993-94	25-22	187- 400	.468	0- 6	.000	101-141	.716	198	7.9	36	18	19	475	19.0
1994-95	24-23	184- 377	.488	0- 4	.000	83-125	.664	198	8.3	38	23	34	451	18.8
Total	114-108	812-1614	.503	3- 18	.167	351-506	.694	846	7.4	181	88	115	1978	17.4

## MARCUS GEORGES-HUNT

Guard • 6-5 • 218 • College Park, Ga.

- All-ACC second-team (coaches), third-team (media), 2016
- ACC All-Academic team, 2014
- ACC Honor Roll, 2014




## Career Statistics

Year	G-GS	FG- FGA	Pct	3P-3PA	Pct	FT-FTA	Pct	Reb	Avg	A	Bl	St	Pts	Avg
2012-13	31-30	123- 289	.426	32- 96	.333	56- 89	.629	151	4.9	46	3	24	334	10.8
2013-14	33-33	133- 320	.416	29- 85	.341	91-135	.674	142	4.3	68	5	27	386	11.7
2014-15	30-30	135- 313	.431	21- 73	.288	116-152	.763	165	5.5	54	4	39	407	13.6
2015-16	36-36	178- 392	.454	40-117	.342	205-249	.823	122	3.4	119	16	31	601	16.7
TOTAL	130-129	569-1314	.433	122-371	.329	468-625	.749	580	4.5	287	28	121	1728	13.3

## TOM HAMMONDS

Forward • 6-9 • 227 • Crestview, Fla.

- Third-team All-America, 1989
- All-ACC first-team, 1988 & 1989; second-team, 1987
- #20 jersey retired, March 1, 1989
- First-round pick by Washington in 1989 NBA Draft
- Inducted into Georgia Tech Hall of Fame, 1996



## Career Statistics

Year	G-GS	FG- FGA	Pct	3P-3PA	Pct	FT-FTA	Pct	Reb	Avg	A	Bl	St	Pts	Avg
1985-86	34-33	168- 276	.609	-	-	80- 93	.816	219	6.4	37	11	14	416	12.2
1986-87	29-29	206- 362	.569	0- 0	.000	59- 74	.797	208	7.2	41	15	12	471	16.2
1987-88	30-30	229- 403	.568	0- 0	.000	109-132	.826	216	7.2	40	20	10	567	18.9
1988-89	30-30	250- 465	.538	1- 3	.333	126-163	.773	242	8.1	51	26	14	627	20.9
Total	123-122	853-1506	.566	1- 3	.333	374-462	.810	885	7.2	169	72	50	2081	16.9



# CAREER STATISTICS OF TOP TECH PLAYERS

## MATT HARPRING

**Forward • 6-8 • 225 • Dunwoody, Ga.**

- First-team All-America, 1998
- Academic All-America, 1997 (2nd) & 1998 (1st)
- Three-time all-ACC first team, 1996-98
- NCAA & ACC Postgraduate Scholarships
- ACC All-Freshman, 1995
- #15 jersey retired, Feb. 28, 1998
- Tech's career leader in FT made and attempted
- Second in Tech history in career points, rebounds
- Finalist for Wooden and Naismith awards, 1998
- 15th pick in the 1998 NBA draft by the Orlando Magic




### Career Statistics

Year	G-GS	FG- FGA	Pct	3P-3PA	Pct	FT-FTA	Pct	Reb	Avg	A	Bl	St	Pts	Avg
1994-95	29-24	121- 250	.484	28- 73	.384	81-110	.736	180	6.2	68	7	39	351	12.1
1995-96	36-36	233- 457	.510	66-154	.429	138-181	.762	293	8.1	79	5	61	670	18.6
1996-97	27-27	169- 410	.412	65-190	.342	110-163	.675	222	8.2	60	10	32	513	19.0
1997-98	32-32	230- 504	.456	52-168	.299	179-221	.810	302	9.4	82	7	44	691	21.6
<b>Total</b>	<b>124-119</b>	<b>753-1621</b>	<b>.465</b>	<b>211-585</b>	<b>.361</b>	<b>508-675</b>	<b>.753</b>	<b>997</b>	<b>8.0</b>	<b>289</b>	<b>29</b>	<b>176</b>	<b>2225</b>	<b>17.9</b>

## LENNY HORTON

**Forward • 6-7 • 190 • Vauxhall, N.J.**

- Honorable mention All-Metro, 1978
- Drafted by Seattle Supersonics, 1980
- Metro All-Freshman, 1977
- Inducted into Georgia Tech Hall of Fame, 1985




### Career Statistics

Year	G	FG- FGA	Pct	3P-3PA	Pct	FT-FTA	Pct	Reb	Avg	A	Bl	St	Pts	Avg
1976-77	28	100- 213	.469	-	-	89-119	.748	134	4.8	39	3	14	289	10.3
1977-78	27	107- 175	.611	-	-	80-103	.777	202	7.5	33	8	16	294	10.9
1978-79	26	136- 223	.610	-	-	65- 78	.833	198	7.6	41	11	28	337	13.0
1979-80	26	171- 293	.584	-	-	104-127	.819	170	6.5	44	5	36	446	17.2
<b>Total</b>	<b>107</b>	<b>514- 904</b>	<b>.568</b>	<b>-</b>	<b>-</b>	<b>338-427</b>	<b>.791</b>	<b>704</b>	<b>6.6</b>	<b>157</b>	<b>27</b>	<b>94</b>	<b>1411</b>	<b>13.2</b>

## JARRETT JACK

**Guard • 6-3 • 202 • Fort Washington, Md.**

- Honorable mention All-American, 2005
- All-ACC second team, 2005; third team, 2004
- ACC All-Tournament team, 2005
- USBWA All-District, 2005
- First-round draft choice, Denver, 2005 (traded to Portland)




### Career Statistics

Year	G-GS	FG- FGA	Pct	3P-3PA	Pct	FT-FTA	Pct	Reb	Avg	A	Bl	St	TP	Avg
2002-03	31-31	97- 213	.455	17- 60	.283	83-118	.703	110	3.5	185	3	51	294	9.5
2003-04	38-38	145- 318	.456	30- 95	.316	154-192	.802	185	4.9	213	5	74	474	12.5
2004-05	32-31	164- 319	.514	46-104	.442	123-142	.866	155	4.8	145	3	58	497	15.5
<b>Total</b>	<b>101-100</b>	<b>406- 850</b>	<b>.478</b>	<b>93-259</b>	<b>.359</b>	<b>360-452</b>	<b>.796</b>	<b>450</b>	<b>4.5</b>	<b>543</b>	<b>11</b>	<b>183</b>	<b>1265</b>	<b>12.5</b>

## ALVIN JONES

**Center • 6-11 • 265 • Lakeland, Fla.**

- All-ACC first-team, 2001
- ACC All-Defensive Team, 1998-01
- Has Tech records for blocks in a game, season, career
- Second player in Tech annals with 1,000 pts/1,000 rebs
- Drafted by the Philadelphia 76ers




### Career Statistics

Year	G-GS	FG- FGA	Pct	3P-3PA	Pct	FT-FTA	Pct	Reb	Avg	A	Bl	St	Pts	Avg
1997-98	33-31	80- 161	.497	0- 1	.000	64-115	.557	220	6.7	28	141	18	224	6.8
1998-99	31-28	145- 277	.523	0- 0	.000	105-201	.522	302	9.7	53	107	18	395	12.7
1999-00	30-29	91- 205	.444	0- 1	.000	110-179	.615	241	8.0	43	76	24	292	9.7
2000-01	30-30	134- 278	.482	0- 2	.000	133-223	.596	312	10.4	46	101	28	401	13.4
<b>Total</b>	<b>124-118</b>	<b>450- 921</b>	<b>.489</b>	<b>0- 4</b>	<b>.000</b>	<b>412-718</b>	<b>.574</b>	<b>1075</b>	<b>8.7</b>	<b>170</b>	<b>425</b>	<b>88</b>	<b>1312</b>	<b>10.6</b>

## ROGER KAISER

**Guard • 6-1 • 190 • Dale, Ind.**

- Consensus first-team All-America in 1961
- First-team All-America in 1960
- SEC Player of the Year, 1961
- Two-time All-SEC, 1960-61
- #21 jersey retired, 1961
- Finished with Tech career records for points, average
- Georgia Tech Hall of Fame, 1966
- NCAA Silver Anniversary Award, 1986



### Career Statistics

Year	G	FG- FGA	Pct	3P-3PA	Pct	FT-FTA	Pct	Reb	Avg	A	Bl	St	Pts	Avg
1958-59	26	138- 342	.404	-	-	106-127	.835	182	7.0	-	-	-	382	14.7
1959-60	28	237- 503	.471	-	-	164-190	.863	154	5.5	-	-	-	638	22.8
1960-61	26	216- 517	.418	-	-	176-203	.867	106	4.1	-	-	-	608	23.4
<b>Total</b>	<b>80</b>	<b>591-1362</b>	<b>.434</b>	<b>-</b>	<b>-</b>	<b>446-520</b>	<b>.858</b>	<b>442</b>	<b>5.5</b>	<b>-</b>	<b>-</b>	<b>-</b>	<b>1628</b>	<b>20.4</b>

## BOBBY KIMMEL

**Guard • 6-3 • 175 • Panama City, Fla.**

- All-SEC, 1956 and 1957
- Georgia Tech Hall of Fame, 1963



### Career Statistics

Year	G	FG- FGA	Pct	3P-3PA	Pct	FT-FTA	Pct	Reb	Avg	A	Bl	St	Pts	Avg
1954-55	25	119- 361	.330	-	-	122-170	.718	-	-	-	-	-	360	14.4
1955-56	23	137- 342	.401	-	-	159-207	.768	204	8.9	-	-	-	433	18.8
1956-57	26	125- 367	.341	-	-	143-216	.662	223	8.6	-	-	-	393	15.1
<b>Total</b>	<b>98</b>	<b>381-1070</b>	<b>.356</b>	<b>-</b>	<b>-</b>	<b>424-593</b>	<b>.715</b>	<b>-</b>	<b>-</b>	<b>-</b>	<b>-</b>	<b>-</b>	<b>1363</b>	<b>13.9</b>

## BEN LAMMERS

**Center • 6-10 • 234 • San Antonio, Texas**

- All-ACC second-team and ACC Defensive Player of the Year in 2017
- ACC All-Defensive team in 2018
- Finished career 10th all-time at Tech in rebounds, 3rd in blocked shots



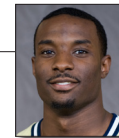
### Career Statistics

Year	G-GS	FG- FGA	Pct	3P-3PA	Pct	FT-FTA	Pct	Reb	Avg	A	Bl	St	TP	Avg
2014-15	19-0	9- 21	.429	0- 0	.000	4- 9	.444	28	1.5	1	4	3	22	1.2
2015-16	36-0	57- 87	.655	0- 0	.000	17- 34	.500	145	4.0	17	47	13	131	3.6
2016-17	37-37	214- 415	.516	1- 2	.500	98-133	.737	342	9.2	78	125	43	527	14.2
2017-18	32-32	151- 327	.462	2- 10	.200	71- 95	.747	259	8.1	54	78	39	375	11.7
<b>TOTAL</b>	<b>124-69</b>	<b>431- 850</b>	<b>.507</b>	<b>3- 12</b>	<b>.250</b>	<b>190-271</b>	<b>.701</b>	<b>774</b>	<b>6.2</b>	<b>150</b>	<b>254</b>	<b>98</b>	<b>1055</b>	<b>8.5</b>

## GANI LAWAL

**Forward • 6-9 • 234 • Norcross, Ga.**

- Third-team All-ACC, 2009, 2010
- Second-round pick (46th overall) in the 2010 NBA Draft (Phoenix)
- Finished career 31st on career scoring list, 12th in rebounds



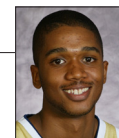
### Career Statistics

Year	G-GS	FG- FGA	Pct	3P-3PA	Pct	FT-FTA	Pct	Reb	Avg	A	Bl	St	TP	Avg
2007-08	32-25	90- 158	.570	0- 1	.000	49- 99	.495	113	3.5	9	32	12	229	7.2
2008-09	31-30	184- 331	.556	0- 1	.000	99-177	.559	294	9.5	19	46	31	467	15.1
2009-10	36-36	172- 325	.529	0- 1	.000	127-222	.572	305	8.5	15	49	16	471	13.1
<b>Total</b>	<b>99-91</b>	<b>446- 814</b>	<b>.548</b>	<b>0- 3</b>	<b>.000</b>	<b>275-498</b>	<b>.552</b>	<b>712</b>	<b>7.2</b>	<b>43</b>	<b>127</b>	<b>59</b>	<b>1167</b>	<b>11.8</b>

## MARVIN LEWIS

**Guard • 6-4 • 205 • Germantown, Md.**

- ACC All-Academic team, 2001, 2003, 2004
- ACC Post-Graduate Scholarship recipient
- Tied for most games played in Tech history
- 18th on career scoring list, 4th in three-point FG




### Career Statistics

Year	G-GS	FG- FGA	Pct	3P-3PA	Pct	FT-FTA	Pct	Reb	Avg	A	Bl	St	TP	Avg
2000-01	30-29	88- 213	.413	40-107	.374	46- 53	.868	134	4.5	44	3	28	262	8.7
2001-02	31-31	111- 272	.408	54-138	.391	63- 72	.875	122	3.9	56	5	41	339	10.9
2002-03	31-28	127- 305	.416	63-172	.366	60- 73	.822	108	3.5	67	5	27	377	12.2
2003-04	38-33	142- 323	.440	82-206	.398	52- 65	.800	107	2.8	54	6	29	418	11.0
<b>Total</b>	<b>130-121</b>	<b>468-1113</b>	<b>.420</b>	<b>239-623</b>	<b>.384</b>	<b>221-263</b>	<b>.840</b>	<b>471</b>	<b>3.6</b>	<b>221</b>	<b>19</b>	<b>125</b>	<b>1396</b>	<b>10.7</b>

## MALCOLM MACKEY

**Center • 6-11 • 248 • Chattanooga, Tenn.**

- All-ACC, 1991 (second team) & 1992 (third team)
- ACC All-Tournament, 1990 (3rd team) & 1992 (2nd)
- Tech's all-time leader in rebounds and games played
- First-round selection by Phoenix in 1993 NBA draft




### Career Statistics

Year	G-GS	FG- FGA	Pct	3P-3PA	Pct	FT-FTA	Pct	Reb	Avg	A	Bl	St	Pts	Avg
1989-90	35-33	114- 203	.562	0- 0	.000	26- 59	.441	262	7.5	16	41	13	254	7.3
1990-91	30-30	190- 345	.551	0- 1	.000	80-134	.597	321	10.7	30	54	16	460	15.3
1991-92	35-35	212- 388	.546	0- 1	.000	129-189	.683	316	9.0	54	43	17	553	15.8
1992-93	30-29	193- 364	.530	0- 1	.000	83-130	.638	306	10.2	41	61	14	469	15.6
<b>Total</b>	<b>130-127</b>	<b>709-1300</b>	<b>.545</b>	<b>0- 3</b>	<b>.000</b>	<b>318-512</b>	<b>.621</b>	<b>1205</b>	<b>9.3</b>	<b>141</b>	<b>199</b>	<b>60</b>	<b>1736</b>	<b>13.4</b>

## MICHAEL MADDOX

**Forward • 6-9 • 226 • Atlanta, Ga.**

- Three-year starter
- Member of 1996 ACC regular-season champions



### Career Statistics


Year	G-GS	FG- FGA	Pct	3P-3PA	Pct	FT-FTA	Pct	Reb	Avg	A	Bl	St	Pts	Avg
1994-95	30-12	108- 238	.454	26- 68	.382	31- 54	.574	135	4.5	36	19	27	273	9.1
1995-96	36-36	128- 257	.498	29- 68	.426	47- 72	.653	168	4.7	41	28	16	332	9.2
1996-97	27-27	97- 241	.402	30- 91	.330	37- 59	.627	163	6.0	38	13	24	261	9.7
1997-98	33-33	163- 343	.475	48-126	.381	68- 92	.685	221	6.7	57	33	35	437	13.2
Total	126-108	496-1079	.460	133-353	.377	178-272	.643	687	5.5	172	93	102	1303	10.3

# CAREER STATISTICS OF TOP TECH PLAYERS

## STEPHON MARBURY

**Guard • 6-3 • 180 • Brooklyn, N.Y.**

- First-team All-ACC, ACC Rookie of the Year, 1996
- Third-team All-America, 1996
- Freshman All-America, 1996
- ACC All-Tournament, 1996
- Fourth pick in the 1996 NBA draft (Milwaukee, traded to Minnesota)



### Career Statistics

Year	G-GS	FG- FGA	Pct	3P-3PA	Pct	FT-FTA	Pct	Reb	Avg	A	Bl	St	Pts	Avg
1995-96	36-35	235- 514	.457	88-238	.370	121-164	.738	113	3.1	161	4	63	679	18.9

## DANIEL MILLER

**Center • 6-11 • 275 • Loganville, Ga.**

- All-ACC (third team), 2014
- ACC All-Defensive team (2013, 2014)
- No. 2 all-time in blocked shots, No. 8 in career rebounds



### Career Statistics

Year	G-GS	FG- FGA	Pct	3P-3PA	Pct	FT-FTA	Pct	Reb	Avg	A	Bl	St	Pts	Avg
2010-11	31-31	60- 121	.496	0- 0	.000	17- 46	.370	154	5.0	19	67	31	137	4.4
2011-12	31-31	110- 221	.498	0- 0	.000	32- 42	.762	203	6.5	46	75	29	252	8.1
2012-13	31-31	104- 203	.512	0- 1	.000	51- 70	.729	206	6.6	67	64	27	259	8.4
2013-14	33-33	149- 258	.578	0- 0	.000	61- 99	.616	258	7.8	51	80	38	359	10.9
Total	126-126	423- 803	.527	0- 1	.000	161-257	.626	821	6.5	183	286	125	1007	8.0

## ANTHONY MORROW

**Guard • 6-5 • 215 • Charlotte, N.C.**

- All-ACC (honorable mention), 2008
- Holds Tech record for career free throw percentage
- Finished 19th on Tech all-time points list, 3rd in three-point FG



### Career Statistics

Year	G-GS	FG- FGA	Pct	3P-3PA	Pct	FT-FTA	Pct	Reb	Avg	A	Bl	St	Pts	Avg
2004-05	31-0	61- 154	.396	38-104	.365	17- 19	.895	59	1.9	11	8	14	177	5.7
2005-06	28-28	154- 348	.443	78-182	.429	63- 71	.887	127	4.5	46	5	30	449	16.0
2006-07	32-10	104- 244	.426	61-146	.418	49- 58	.845	87	2.7	28	3	19	318	9.9
2007-08	32-32	154- 336	.458	81-181	.448	67- 78	.859	130	4.1	34	10	36	456	14.3
Total	123-70	473-1082	.437	258-613	.421	196-226	.867	403	3.3	119	26	99	1400	11.4

## CRAIG NEAL

**Guard • 6-5 • 166 • Washington, Ind.**

- All-ACC (third team), 1989
- Holds Tech records for assists in game and season
- ACC record 303 assists in 1988
- Drafted by Portland in 1989 NBA draft



### Career Statistics

Year	G-GS	FG- FGA	Pct	3P-3PA	Pct	FT-FTA	Pct	Reb	Avg	A	Bl	St	Pts	Avg
1983-84	28-4	64- 136	.471	-	-	23- 34	.676	31	1.1	80	5	17	151	5.4
1984-85	4-0	4- 10	.400	-	-	2- 4	.500	3	0.8	9	0	1	10	2.5
1985-86	34-1	67- 156	.429	-	-	58- 70	.829	43	1.3	96	2	20	192	5.6
1986-87	29-16	74- 162	.457	34- 82	.415	36- 43	.837	52	1.8	171	3	33	218	7.5
1987-88	32-30	80- 170	.471	32- 88	.364	55- 77	.714	68	2.1	303	12	56	247	7.7
Total	127-51	289- 634	.456	66-170	.388	174-228	.763	197	1.6	659	22	127	818	6.4

## JIM NOLAN

**Center • 6-8 • 210 • Macon, Ga.**

- All-SEC Tournament, 1948; All-SEC, 1949
- Drafted by the Philadelphia Warriors
- Georgia Sports Hall of Fame, 1962
- Georgia Tech Hall of Fame, 1962



### Career Statistics

Year	G	FG- FGA	Pct	3P-3PA	Pct	FT-FTA	Pct	Reb	Avg	A	Bl	St	Pts	Avg
1945-46	21	-	-	-	-	-	-	-	-	-	-	-	-	-
1946-47	20	58-	-	-	-	36-	-	-	-	-	-	152	7.6	-
1947-48	21	93-	-	-	-	65-	-	-	-	-	-	251	12.0	-
1948-49	24	-	-	-	-	-	-	-	-	-	-	-	-	-
Total	86	420-	-	-	-	296-	-	-	-	-	-	1136	13.2	-

## JOSH OKOGIE

**Guard • 6-4 • 213 • Snellville, Ga.**

- Third-team All-ACC as a sophomore in 2018
- ACC All-Freshman team in 2017
- Statistics for 36 games in 2016-17 vacated by NCAA Committee on Infractions



### Career Statistics

Year	G-GS	FG- FGA	Pct	3P-3PA	Pct	FT-FTA	Pct	Reb	Avg	A	Bl	St	TP	Avg
2016-17	1-1	7- 9	.778	1- 2	.500	3- 6	.500	155	6.2	1	0	1	18	18.0
2017-18	24-24	133- 320	.416	38-100	.380	133-162	.821	150	6.3	59	23	42	437	18.2
TOTAL	25-25	140- 329	.426	39-102	.382	136-168	.810	155	6.2	60	23	43	455	18.2

## BRIAN OLIVER

**Guard • 6-4 • 211 • Smyrna, Ga.**

- Second-team All-ACC, 1989 and 1990
- ACC Tournament MVP, 1990
- Second-round pick by Philadelphia, 1990 NBA draft
- Only Tech player with 1,000 points, 500 rebounds and 500 assists
- Georgia Tech Hall of Fame, 2000



### Career Statistics

Year	G-GS	FG- FGA	Pct	3P-3PA	Pct	FT-FTA	Pct	Reb	Avg	A	Bl	St	Pts	Avg
1986-87	29-15	72- 158	.456	7- 18	.389	54- 75	.720	91	3.1	92	3	26	205	7.1
1987-88	32-32	157- 310	.506	13- 38	.342	76-102	.745	139	4.3	112	0	42	403	12.6
1988-89	32-32	191- 345	.554	28- 70	.400	106-135	.785	179	5.6	223	1	44	516	16.1
1989-90	34-34	260- 504	.516	57-147	.388	147-204	.721	204	6.0	111	5	28	724	21.3
Total	127-113	680-1317	.516	105-273	.385	383-516	.742	613	4.8	538	9	140	1848	14.6

## ZACHERY PEACOCK

**Forward • 6-8 • 235 • Miami, Fla.**

- Finished career 41st on Georgia Tech career scoring list



### Career Statistics

Year	G-GS	FG- FGA	Pct	3P-3PA	Pct	FT-FTA	Pct	Reb	Avg	A	Bl	St	Pts	Avg
2006-07	30-9	63- 131	.481	11- 38	.289	27- 48	.563	88	2.9	20	8	18	164	5.5
2007-08	27-0	99- 197	.503	12- 40	.300	58- 72	.806	106	3.9	27	12	24	268	9.9
2008-09	30-30	108- 237	.456	6- 15	.400	55- 75	.733	144	4.8	28	21	32	277	9.2
2009-10	35-1	114- 239	.477	19- 51	.373	53- 67	.791	143	4.1	34	10	36	300	8.6
Total	122-40	384- 804	.478	48-144	.333	193-262	.737	481	3.9	109	51	110	1009	8.3

## MARK PRICE

**Guard • 6-1 • 174 • Enid, Okla.**

- Three-time All-America (first-team in 1985)
- Four-time all-ACC selection (first-team, 1984-85-86)
- Finalist for Wooden and Naismith awards, 1986
- ACC Player of the Year, 1985
- Everett Case Award (ACC Tournament MVP), 1985
- ACC Rookie of the Year, 1983
- #25 Jersey retired, March 2, 1986; #25 jersey also retired by Cleveland Cavaliers
- Georgia Sports Hall of Fame, 2005; Georgia Tech Hall of Fame, 1991
- Second-round pick by Dallas in 1986 (traded to CLE)




### Career Statistics

Year	G-GS	FG- FGA	Pct	3P-3PA	Pct	FT-FTA	Pct	Reb	Avg	A	Bl	St	Pts	Avg
1982-83	28-28	201- 462	.435	73-166	.440	93-106	.877	105	3.8	91	4	55	568	20.3
1983-84	29-29	191- 375	.509	-	-	70- 85	.824	61	2.1	121	0	55	452	15.6
1984-85	35-35	223- 462	.483	-	-	137-163	.840	71	2.0	150	2	66	583	16.7
1985-86	34-34	233- 441	.528	-	-	124-145	.855	94	2.8	148	5	64	590	17.4
Total	126-126	848-1740	.487	73-166	.440	424-499	.850	331	2.6	510	11	240	2193	17.4

## TERRY RANDALL

**Guard • 5-10 • 165 • Columbia, Ky.**

- All-SEC, 1958 and 1959
- Georgia Tech Hall of Fame, 1970




### Career Statistics

Year	G	FG- FGA	Pct	3P-3PA	Pct	FT-FTA	Pct	Reb	Avg	A	Bl	St	Pts	Avg
1956-57	26	153- 346	.442	-	-	112-135	.830	132	5.1	-	-	-	418	16.1
1957-58	25	157- 387	.406	-	-	94-123	.764	142	5.7	-	-	-	408	16.3
1958-59	26	138- 324	.426	-	-	87-110	.791	131	5.0	-	-	-	363	14.0
Total	77	448-1057	.424	-	-	293-368	.796	405	5.3	-	-	-	1189	15.4

## JOHN SALLEY

**Forward-Center • 7-0 • 231 • Brooklyn, N.Y.**

- Second-team All-America, 1986
- Second-team All-ACC, 1985 & 1986
- #22 Jersey retired, March 2, 1986
- Georgia Tech Hall of Fame, 1991
- 11th pick in the 1986 NBA draft (New Jersey)
- Part of four NBA championship teams in his professional career



### Career Statistics

Year	G-GS	FG- FGA	Pct	3P-3PA	Pct	FT-FTA	Pct	Reb	Avg	A	Bl	St	Pts	Avg
1982-83	27-27	104- 207	.502	0- 0	.000	102-160	.638	153	5.7	36	35	18	310	11.5
1983-84	29-29	126- 214	.589	-	-	89-132	.674	167	5.8	73	67	22	341	11.8
1984-85	35-35	193- 308	.627	-	-	105-165	.636	250	7.1	93	82	29	491	14.0
1985-86	34-34	172- 284	.606	-	-	101-170	.594	228	6.7	117	59	28	445	13.1
Total	125-125	595-1013	.587	0- 0	.000	397-627	.633	798	6.4	319	243	97	1587	12.7



# CAREER STATISTICS OF TOP TECH PLAYERS

## DENNIS SCOTT

**Forward • 6-8 • 229 • Reston, Va.**

- First-team All-America, National Player of the Year, 1990
- Two-time All-ACC, 1989 (3rd) & 1990 (1st)
- ACC Player of the Year, 1990
- ACC Rookie of the Year, 1988
- Holds Tech records for 3-pt FG in game, season & career
- Scored ACC-record 970 points in 1990
- Fourth pick in 1990 NBA draft by Orlando Magic
- Georgia Tech Hall of Fame, 2001



### Career Statistics

Year	G-GS	FG- FGA	Pct	3P-3PA	Pct	FT-FTA	Pct	Reb	Avg	A	Bl	St	Pts	Avg
1987-88	32-31	181- 411	.440	98-208	.471	36- 55	.655	161	5.0	116	11	43	496	15.5
1988-89	32-32	227- 512	.443	116-292	.397	79- 97	.814	131	4.1	98	7	45	649	20.3
1989-90	35-35	336- 722	.465	137-331	.414	161- 203	.793	231	6.6	71	33	62	970	27.7
Total	99-98	744-1645	.452	351-831	.422	276-355	.777	523	5.3	285	51	150	2115	21.4

## IMAN SHUMPERT

**Guard • 6-5 • 212 • Oak Park, Ill.**

- Second-team All-ACC, 2011
- ACC All-Defensive Team, 2011
- ACC All-Tournament (2nd team), 2010
- 17th pick in 2011 NBA draft by New York Knicks




### Career Statistics

Year	G-GS	FG- FGA	Pct	3P-3PA	Pct	FT-FTA	Pct	Reb	Avg	A	Bl	St	Pts	Avg
2008-09	31-31	106- 271	.391	32-102	.314	86-131	.656	121	3.9	154	6	64	330	10.6
2009-10	30-29	104- 270	.385	37-111	.333	54- 75	.720	108	3.6	120	5	58	299	10.0
2010-11	31-31	177- 436	.406	42-151	.278	141-175	.806	184	5.9	108	6	85	537	17.3
Total	92-91	387- 977	.396	111-364	.305	281-381	.738	413	4.5	382	17	207	1166	12.7

## PETE SILAS

**Forward • 6-6 • 180 • Miami, Fla.**

- All-SEC, 1951 (3rd) & 1953 (1st)
- 1955 Pan-Am Games, Gold Medal
- Drafted by Minneapolis Lakers
- NCAA Silver Anniversary Award, 1978




### Career Statistics

Year	G	GS	FG	FGA	Pct	3P-3PA	Pct	FT-FTA	Pct	Reb	Avg	A	Bl	St	Pts	Avg
1950-51	27		121	-	-	-	-	75-109	.688	-	-	-	-	-	317	11.6
1951-52	23		156	-	-	-	-	81	-	-	-	-	-	-	393	17.8
1952-53	22		144	432	.333	-	-	86-131	.656	-	-	-	-	-	374	17.0
Total	72		421	-	-	-	-	242	-	-	-	-	-	-	1084	15.1

## BROOK STEPPE

**Guard • 6-5 • 190 • Atlanta, Ga.**

- Tech's first All-ACC player in 1982 (second team)
- First-round NBA pick in 1983 by Kansas City




### Career Statistics

Year	G	GS	FG	FGA	Pct	3P-3PA	Pct	FT-FTA	Pct	Reb	Avg	A	Bl	St	Pts	Avg
1978-79	26		57	113	.504	-	-	55-67	.821	35	1.3	21	3	16	169	6.5
1979-80	26		178	352	.506	-	-	135-168	.804	111	4.3	64	4	27	491	18.9
1981-82	25	24	175	329	.532	-	-	95-129	.736	136	5.4	49	10	26	445	17.8
Total	77		410	794	.516	-	-	285-364	.783	282	3.7	134	17	69	1105	14.4

## JIM THORNE

**Guard • 6-2 • 175 • Cuyahoga Falls, Ohio**

- Finished career as Tech's all-time assists leader
- Georgia Tech Hall of Fame, 1979




### Career Statistics

Year	G	GS	FG	FGA	Pct	3P-3PA	Pct	FT-FTA	Pct	Reb	Avg	A	Bl	St	Pts	Avg
1968-69	24		49	156	.314	-	-	55-70	.786	94	3.9	88	-	-	153	6.4
1969-70	27		97	182	.533	-	-	85-109	.780	95	3.5	163	-	-	279	10.3
1970-71	30		160	333	.480	-	-	77-108	.713	112	5.5	160	-	-	397	13.2
Total	81		306	671	.456	-	-	217-287	.756	301	3.7	411	-	-	829	10.2

## PHIL WAGNER

**Guard • 6-2 • 187 • Cynthiana, Ky.**

- Drafted by Atlanta Hawks, 1968
- Georgia Tech Hall of Fame, 1973



### Career Statistics

Year	G	GS	FG	FGA	Pct	3P-3PA	Pct	FT-FTA	Pct	Reb	Avg	A	Bl	St	Pts	Avg
1965-66	26		145	304	.477	-	-	97-123	.789	92	3.5	99	-	-	387	14.9
1966-67	21		164	291	.564	-	-	82-104	.788	106	5.0	88	-	-	410	19.5
1967-68	20		140	292	.479	-	-	112-137	.818	132	6.6	78	-	-	392	19.6
Total	67		449	887	.506	-	-	291-364	.799	330	4.9	265	-	-	1189	17.7

## JIM WOOD

**Center • 6-8 • 210 • Steubenville, Ohio**

- All-Metro, 1977 (second team)
- Georgia Tech Hall of Fame, 1985



### Career Statistics

Year	G	GS	FG	FGA	Pct	3P-3PA	Pct	FT-FTA	Pct	Reb	Avg	A	Bl	St	Pts	Avg
1973-74	25		119	257	.463	-	-	40-58	.690	138	5.5	18	-	-	278	11.1
1974-75	26		167	327	.511	-	-	55-78	.705	249	9.6	23	-	-	389	15.0
1975-76	27		165	334	.494	-	-	68-94	.723	166	6.1	31	-	-	398	14.7
1976-77	28		151	313	.482	-	-	92-124	.742	187	6.7	28	-	-	394	14.1
Totals	106		602	1231	.489	-	-	255-354	.720	740	7.0	100	-	-	1459	13.8

## RICH YUNKUS

**Forward-Center • 6-9 • 215 • Benton, Ill.**

- Second-team All-America, 1971; third-team, 1970
- Sixth in the nation in scoring in 1970
- Tech's all-time leader in points & scoring avg.
- Three-time Academic All-America, 1969-71
- #40 jersey retired, 1971
- Georgia Tech Hall of Fame, 1976



### Career Statistics

Year	G	GS	FG	FGA	Pct	3P-3PA	Pct	FT-FTA	Pct	Reb	Avg	A	Bl	St	Pts	Avg
1968-69	25		243	465	.523	-	-	117-156	.750	276	11.0	31	-	-	603	24.1
1969-70	27		317	568	.558	-	-	180-217	.829	323	12.0	60	-	-	814	30.1
1970-71	32		314	691	.454	-	-	187-241	.776	356	11.1	50	-	-	815	25.5
Total	84		874	1724	.507	-	-	484-614	.788	955	11.4	141	-	-	2232	26.6

**Note: The players who appear on these pages either were named to an official all-conference team during their Tech careers, or finished with at least 1,000 career points.**

# CAREER TOTALS OF ALL TECH PLAYERS SINCE 1979-80 (ACC ERA)

Years	Name	G	MP	FG-	FGA	Pct	3P-3PA	Pct	FT-FTA	Pct	O- D	Reb	Avg	A	TO	BI	St	Pts	Avg	
1984-85	Adams, Bud	3	12	0-	1	.000	0- 0	.000	4- 6	.667	0- 0	0	0.0	0	0	1	0	4	1.3	
1998-02	Akins, Tony	122	3969	529-	1369	.386	301-812	.371	299-	396	.755	80-355	435	3.6	561	404	3	173	1658	13.6
2017-19	Alston, Brandon	58	1216	116-	280	.414	42-113	.372	82-107	.766	24- 77	101	1.7	77	72	3	18	356	6.1	
2006-09	Aminu, Alade	105	1786	300-	563	.533	0- 1	.000	113- 189	.598	273-305	478	4.6	53	118	105	66	713	6.8	
1989-91	Anderson, Kenny	65	2488	561-	1185	.43	113-302	.374	262-333	.787	113-251	364	5.6	454	252	5	168	1497	23.0	
2007-09	Anderson, Ty	10	27	3-	8	.375	0- 3	.000	0- 2	.000	3- 1	4	0.4	0	3	0	1	6	0.6	
1996-01	Babul, Jon	100	2153	140-	382	.366	15- 67	.223	133- 207	.643	188-214	402	4.0	108	137	38	48	428	4.3	
1990-94	Balanis, Rod	34	95	13-	31	.419	1- 9	.111	7- 9	.778	5- 11	16	0.5	11	11	1	0	34	1.0	
2018-20	Banks III, James	62	1859	234-	429	.545	0- 1	.000	151- 231	.654	168-307	475	7.7	76	133	154	47	619	10.0	
1993-95	Barbic, Yann	23	152	19-	48	.396	5- 19	.263	8- 13	.615	12- 17	29	1.3	16	26	0	7	51	2.2	
1989-94	Barnes, Darryl	63	365	37-	84	.440	0- 0	.000	13- 26	.500	21- 58	79	1.3	10	23	33	4	87	1.4	
1992-96	Barry, Drew	117	3910	409-	915	.447	179-485	.369	256- 329	.778	76-406	482	4.1	724	366	41	193	1253	10.7	
1990-92	Barry, Jon	65	2319	381-	873	.436	176-474	.371	142- 201	.706	63-199	262	4.0	317	188	24	124	1080	16.6	
2006-10	Bell, D'Andre	124	2349	214-	505	.424	33-101	.327	121- 165	.733	73-159	232	1.9	163	171	31	123	582	4.7	
1991-95	Best, Travis	124	4504	703-	1540	.456	258-656	.393	393- 486	.809	66-316	382	3.1	692	324	15	217	2057	16.6	
1987-88	Boisvert, Dave	9	27	4-	10	.400	0- 0	.000	0- 0	.000	0- 12	12	1.3	4	0	0	1	8	0.9	
2012-15	Bolden, Chris	86	1997	209-	591	.354	97-312	.311	45- 67	.672	24- 60	184	2.1	102	100	10	59	560	6.5	
2002-03	Bosh, Chris	31	960	168-	300	.560	22- 46	.478	127- 174	.730	95-183	278	9.0	38	72	67	30	485	15.6	
1981-83	Bradford, Maurice	51	582	147-	310	.474	0- 1	.000	89-158	.563	- -	214	4.2	96	78	10	23	383	7.5	
1994-97	Brennan, Bryan	31	49	6-	24	.250	2- 8	.250	5- 8	.625	3- 4	7	0.2	3	3	0	5	19	0.6	
1988-89	Brittlan, Maurice	32	653	60-	97	.619	0- 0	.000	23- 31	.742	- -	146	4.6	43	0	16	10	143	4.5	
2001-04	Brooks, Robert	111	1287	100-	217	.461	0- 0	.000	44- 74	.594	97-191	288	2.6	56	78	52	55	244	2.2	
1988-90	Brown, Karl	67	1643	64-	187	.342	18- 62	.290	90-133	.677	14- 97	111	1.7	233	47	3	69	236	3.5	
2004-05	Brynum, Will	62	1489	220-	545	.404	83-255	.325	165- 216	.764	28-117	145	2.3	154	132	1	60	688	11.1	
1981-84	Byrd, Anthony	79	920	248-	481	.516	23- 57	.000	96-125	.768	- -	169	2.1	85	35	7	65	615	7.8	
2006-09	Cage, Gary	10	33	1-	3	.333	1- 2	.500	2- 3	.667	0- 1	0	0.1	5	3	0	1	5	0.5	
1985-86	Carr, Michael	7	22	3-	6	.500	0- 0	.000	1- 2	.500	0- 3	3	0.6	1	0	0	0	7	1.4	
2013-14	Carter, Jr., Robert	54	1433	221-	485	.456	32-117	.274	95- 149	.638	103-298	401	7.4	56	91	57	39	569	10.5	
1996-97	Cassidy, Omar	7	24	0-	2	.000	0- 2	.000	0- 1	.000	0- 0	0	0.0	6	4	0	2	0	0.0	
2007-08	Causey, Matt	30	538	72-	121	.421	36- 85	.424	37- 49	.755	8- 37	45	1.5	111	72	1	29	217	7.2	
1987-88	Christian, Michael	9	159	15-	42	.357	7- 13	.538	4- 7	.571	- -	22	2.4	25	0	2	3	41	4.6	
2006-09	Clinch, Lewis	93	2420	377-	928	.406	176-481	.366	118- 177	.667	71-167	238	2.6	175	191	9	66	1048	11.3	
1980-82	Cole, Dave	28	164	21-	47	.447	0- 0	.000	22- 38	.579	- -	44	1.6	2	27	4	2	64	2.3	
2017-20	Cole, Evan	69	897	103-	225	.458	14- 63	.222	51- 89	.573	62-142	204	3.0	31	56	23	24	271	3.9	
1998-00	Collier, Jason	55	1824	331-	723	.458	63-174	.362	214- 294	.728	129-329	458	8.3	85	184	67	38	939	17.1	
2014-15	Cox, Demarco	31	826	116-	229	.507	0- 0	.000	40- 81	.494	76-112	188	6.1	19	44	28	14	272	8.8	
2009-12	Craig, Derek	23	80	8-	26	.308	3- 17	.176	2- 2	1.000	1- 8	9	0.4	6	8	0	4	21	0.9	
2006-07	Crittendon, Javaris	32	1003	158-	351	.450	36-101	.356	108-138	.783	28- 91	119	3.7	184	124	2	65	460	14.4	
1997-98	Culbreth, Bert	5	19	2-	9	.222	1- 6	.167	0- 0	.000	0- 3	3	0.6	0	1	1	0	5	1.0	
1983-87	Dalrymple, Bruce	126	4331	614-	1269	.484	12- 45	.267	348- 488	.713	- -	744	5.9	446	- 13	227	1588	12.6		
2005-07	Dickey, Ra'Sean	89	1806	301-	501	.601	1- 4	.250	172- 247	.696	149-304	453	5.1	52	183	96	60	775	8.7	
2008-09	Dieng, Bassirou	9	58	4-	5	.800	1- 1	1.000	2- 5	.400	3- 9	12	1.3	1	6	3	1	11	1.2	
1988-91	Domalik, Brian	57	409	28-	88	.318	22- 64	.344	15- 29	.517	7- 17	24	0.4	43	34	0	8	93	1.6	
2002-05	Elder, B.J.	122	3130	587-	1376	.427	222-600	.370	220- 293	.751	127-176	303	2.5	196	216	12	106	1616	13.2	
1993-97	Elisma, Eddie	122	3200	368-	669	.550	2- 5	.400	166- 281	.591	342-423	765	6.3	91	182	180	90	904	7.4	
2001-03	Ewing, David	13	17	2-	4	.500	0- 0	.000	0- 0	.000	0- 4	4	0.3	0	1	0	0	4	0.3	
2009-10	Favors, Derrick	36	989	179-	293	.611	0- 1	.000	90-143	.629	108-195	303	8.4	37	90	74	32	448	12.4	
2007-08	Faye, Mouhammad	35	416	51-	131	.389	10- 45	.222	17- 36	.472	35- 51	86	2.5	26	42	14	21	129	3.7	
1999-01	Fein, Shaun	60	1792	249-	449	.554	140-368	.380	86- 126	.683	41-149	190	3.2	168	101	7	57	718	12.0	
1984-88	Ferrell, Duane	127	3999	720-	1340	.537	10- 29	.345	368- 502	.733	- -	680	5.4	289	0	52	119	1818	14.3	
1996-00	Floyd, Jason	121	2808	363-	932	.389	169-522	.324	120-155	.774	152-225	377	3.1	150	184	34	79	1015	8.4	
1984-87	Ford, Antoine	98	1375	109-	239	.456	0- 0	.000	63- 96	.656	- -	276	2.8	50	0	87	18	281	2.9	
2009-12	Foreman, Nick	106	928	49-	115	.426	19- 49	.388	27- 39	.692	38- 58	96	0.9	34	25	10	32	144	1.4	
1991-95	Forrest, James	114	3375	812-	1614	.503	3- 18	.167	351- 507	.692	268-578	846	7.4	181	236	88	115	1978	17.4	
2005-06	Fredrick, Zam	47	934	121-	310	.390	33-105	.314	54- 75	.720	17- 66	83	1.8	125	107	3	28	329	7.0	
1990-93	Gaddy, James	17	43	6-	19	.316	1- 2	.000	0- 0	.000	5- 4	9	0.5	7	4	0	3	13	0.8	
1981-82	Gardner, Scott	11	-	2-	5	.400	0- 0	.000	0- 3	.000	0- 3	3	0.3	0	2	0	0	4	0.4	
1995-96	Gaston, Juan	35	351	50-	110	.455	5- 16	.313	22- 38	.579	35- 43	78	2.2	12	18	3	21	127	3.6	
1990-92	Geiger, Matt	62	1683	295-	507	.582	0- 5	.000	133- 192	.693	164-262	426	6.9	63	122	94	30	723	11.7	
1990-91	Gemberling, Brian	4	8	3-	7	.429	0- 1	.000	0- 0	.000	2- 3	5	1.3	0	1	0	0	6	1.5	
2012-16	Georges-Hunt, Marcus	130	4017	569-	1314	.433	122-371	.329	468- 625	.749	200-380	580	4.5	287	221	28	121	1728	13.3	
1997-98	Glover, Dion	33	1163	222-	503	.441	45-166	.271	119-186	.640	73- 93	166	5.0	86	119	8	70	608	18.4	
2013-14	Golden, Trae	31	944	123-	310	.397	46-142	.324	119-152	.783	14- 66	80	2.6	97	62	2	14	411	13.3	
1980-82	Goza, Lee	53	828	176-	284	.620	0- 0	.000	94-144	.653	- -	285	5.4	52	134	20	12	446	8.4	
2014-19	Gueye, Abdoulaye	89	1427	168-	347	.484	4- 24	.167	67-118	.568	110-193	303	3.4	67	113	75	44	407	4.6	
1979-81	Hall, Fred	41	859	147-	365	.403	0- 0	.000	54- 86	.628	- -	117	2.9	29	86	8	23	348	8.5	
1985-89	Hammonds, Tom	123	4387	853-	1506	.566	1- 3	.333	374- 467	.801	- -	885	7.2	169	0	72	59	2081	16.9	
1991-95	Harlicka, Todd	45	116	10-	45	.222	5- 27	.185	4- 4	1.000	7- 6	13	0.3	8	17	2	13	29	0.7	
1994-98	Harpring, Matt	124	4506	753-	1621	.465	211-585	.361	508- 675	.753	395-602	997	8.0	289	356	29	178	2225	17.9	
2000-01	Harpring, Patrick	8	14	1-	7	.143	1- 2	.500	0- 0	.000	1- 1	2	0.2	0	1	0	1	3	0.4	
2016-17	Harris, Norman	3	6	1-	4	.250	0- 0	.000	0- 0	.000	1-									



# CAREER TOTALS OF ALL TECH PLAYERS SINCE 1979-80

## Individual/Team Success Records

### ACC Tournament Wins

1.	Malcolm Mackey	1989-93	7
2.	Jack Mansell	1982-86	6
	John Salley	1982-86	6
	Mark Price	1982-86	6
5.	Bruce Dairymple	1983-87	5
	Duane Ferrell	1984-88	5
	Jack Martinson	1984-88	5
	Drew Barry	1993-96	5
	John Kelly	1993-96	5
	Zachery Peacock	2006-10	5
	Lance Stotts	2007-11	5
	Maurice Miller	2007-11	5
	Antoine Ford	1984-87	5
	Brad Sheehan	1984-87	5
Several tied at 4			

### ACC Titles

1.	Malcolm Mackey	1989-93	2
	Drew Barry	1993-96	2
	John Kelly	1993-96	2
Several tied at 1			

### NCAA Tournament Appearances

1.	Duane Ferrell	1984-88	4
	John Martinson	1984-88	4
	Tom Hammonds	1985-89	4
	Willie Reese	1985-89	4
	Anthony Sherrod	1985-89	4
	Brian Oliver	1986-90	4
	James Munlyn	1986-91	4
	Greg White	1988-92	4
	Malcolm Mackey	1989-93	4
Several tied at 3			

### NCAA Tournament Wins

1.	Greg White	1988-92	7
	Malcolm Mackey	1989-93	7
3.	Duane Ferrell	1984-88	6
	John Martinson	1984-88	6
	James Munlyn	1986-91	6
Several tied at 5			

### Sweet 16 Appearances

1.	Greg White	1988-92	2
	Malcolm Mackey	1989-93	2
	Jack Mansell	1982-86	2
	John Salley	1982-86	2
	Mark Price	1982-86	2
	Bruce Dairymple	1983-87	2
	Duane Ferrell	1984-88	2
	Jack Martinson	1984-88	2
	Antoine Ford	1984-87	2
	Darryl Barnes	1989-94	2

Years	Name	G	MP	FG-	FGA	Pct	3P-3PA	Pct	FT- FTA	.Pct	O- D	Reb	Avg	A	TO	Bl	St	Pts	Avg
2013-16	Jorgenson, Travis	62	1059	67-	209	.321	26- 91	.286	20- 30	.667	6- 67	73	1.2	168	81	3	35	180	2.9
1982-85	Joseph, Yvon	65	1934	288-	525	.549	0- 0	.000	182- 257	.708	- -	446	6.9	54	0	17	37	758	11.7
1995-99	Kelly, Ashley	34	187	12-	32	.375	1- 2	.500	10- 15	.667	15- 21	36	1.1	4	16	5	10	35	1.0
1992-96	Kelly, John	37	76	8-	18	.444	4- 12	.333	7- 16	.438	2- 7	9	0.2	10	10	0	3	27	0.7
1996-99	Kincaid, Kevin	14	19	1-	3	.333	0- 0	.000	1- 2	.500	1- 5	6	0.4	1	1	0	0	3	0.2
1980-81	Kowalski, Dave	27	530	50-	111	.450	0- 0	.000	13- 26	.500	- -	71	2.6	28	49	2	12	113	4.2
1998-01	LaBarrie, Darryl	72	783	113-	262	.431	24- 83	.289	36- 57	.632	39- 58	97	1.3	62	72	0	36	286	4.0
2014-18	Lammers, Ben	124	3106	431-	850	.507	3- 12	.250	190- 271	.701	244- 530	774	6.2	150	131	254	98	1055	8.5
2000-02	Lane, Halston	61	969	126-	328	.384	64-176	.364	78-102	.765	45-109	154	2.5	57	71	5	29	394	6.5
2008-10	Lawal, Gani	99	2403	446-	814	.548	0- 3	.000	275- 498	.552	268- 444	712	7.2	43	211	127	59	1167	11.8
1980-81	Lee, Henry	17	141	10-	36	.278	0- 0	.000	10- 12	.833	- -	19	1.1	4	8	0	1	30	1.8
2001-04	Lewis, Marvin	130	3664	468-	1113	.420	239-623	.384	221- 263	.840	170-301	471	3.6	221	195	19	125	1396	10.7
1980-82	Lyon, Stu	48	909	109-	242	.450	0- 0	.000	48- 61	.787	- -	79	1.6	80	118	3	27	266	5.5
1996-98	Machado, Pablo	48	397	29-	58	.500	0- 0	.000	24- 46	.522	28- 40	68	1.4	24	28	14	6	82	1.7
1989-93	Mackey, Malcolm	130	4141	709-	1300	.545	0- 3	.000	318- 512	.621	476- 729	1205	9.3	141	265	199	60	1736	13.4
1994-98	Maddox, Michael	126	3639	496-	1079	.460	133-353	.377	178- 277	.643	232- 455	687	5.5	172	251	93	102	1303	10.3
1979-80	Mann, John	26	899	50-	107	.467	0- 0	.000	10- 20	.500	- -	84	3.2	41	43	4	30	110	4.2
1982-86	Mansell, Jack	68	329	29-	83	.349	0- 2	.000	24- 32	.750	- -	71	1.0	11	0	10	11	82	1.2
1995-96	Marbury, Stephon	32	1345	235-	514	.457	88-238	.370	121- 164	.738	34- 79	113	3.1	161	115	4	63	679	18.9
1984-88	Martinson, John	50	173	9-	23	.391	0- 2	.000	22- 35	.629	- -	9	0.2	16	0	0	11	40	0.8
2016-17	Matthews, Christian	15	110	15-	39	.385	6- 14	.429	15- 20	.750	2- 7	9	0.6	4	6	3	3	51	3.4
2016-17	McCormick, Kellen	24	113	12-	16	.750	11- 15	.733	0- 0	.000	1- 7	8	0.3	3	5	0	2	35	1.5
2002-05	McHenry, Anthony	130	2076	144-	367	.392	25-117	.214	54- 97	.557	96- 211	307	2.4	159	131	95	110	367	2.8
1988-90	McNeil, Johnny	67	1567	143-	265	.540	0- 0	.000	101- 137	.737	63- 293	356	5.3	53	30	19	29	387	5.8
1996-98	Medlock, Jan	21	49	5-	10	.500	0- 0	.000	5- 6	.833	3- 6	9	0.4	5	7	4	1	15	0.7
2016-17	Medlock, Shaheed	3	6	1-	3	.333	0- 0	.000	0- 0	.000	0- 1	1	0.3	0	0	0	0	2	0.7
2011-14	Miller, Daniel	126	3627	423-	803	.527	0- 1	.000	161- 257	.626	262- 559	821	6.5	183	186	286	125	1007	8.0
2008-11	Miller, Maurice (Moe)	115	2279	201-	530	.379	69-225	.307	221- 268	.787	52-190	242	2.1	342	232	7	130	682	5.9
1982-83	Mills, David	14	54	5-	8	.625	4- 6	.000	3- 4	.750	- -	5	0.4	6	0	0	1	17	1.2
2014-16	Mitchell, Charles	67	1586	278-	535	.520	0- 0	.000	111- 178	.624	247- 340	567	8.5	33	128	28	33	667	10.0
2000-04	Moore, Clarence	103	2058	236-	553	.427	64-178	.360	124- 187	.663	168- 297	465	4.5	146	153	57	116	660	6.4
2016-18	Moore, Justin !	6	63	2-	7	.286	0- 3	.000	0- 0	.000	0- 4	4	0.7	7	10	0	3	4	0.7
1992-94	Moore, Martice	56	1585	228-	538	.424	56-159	.000	61- 88	.693	85- 174	259	4.6	117	128	28	54	573	10.2
2011-12	Moore, McPherson	10	19	3-	6	.500	2- 3	.667	0- 0	.000	2- 1	3	0.3	1	1	2	1	8	0.8
2011-14	Morris, Jason	89	1651	185-	507	.365	66-196	.337	79- 115	.687	61- 172	233	2.6	60	123	26	45	515	5.8
1996-97	Morris, Kevin	27	781	54-	197	.274	36- 131	.275	15- 25	.600	15- 43	58	2.1	85	67	2	43	159	5.9
2005-08	Morrow, Anthony	123	2906	473-	1082	.437	258-613	.421	196- 226	.867	152- 251	403	3.3	119	140	26	99	1400	11.4
2002-05	Muhammad, Isma'il	126	2512	388-	796	.487	11- 44	.250	192- 390	.492	208- 324	532	4.2	182	228	33	129	979	7.8
1986-91	Munlyn, James	103	966	81-	210	.386	0- 0	.000	49- 92	.533	25- 202	227	2.2	30	11	45	31	211	2.0
1994-96	Murphy, Ryan	22	51	10-	26	.385	4- 13	.308	2- 3	.667	5- 2	7	0.3	9	3	1	2	26	1.2
1983-88	Neal, Craig	127	3095	289-	636	.454	66-170	.388	174- 228	.763	- -	197	1.6	659	0	22	127	818	6.4
1979-82	Neal, Steve	40	322	20-	56	.357	0- 0	.000	16- 29	.552	- -	60	1.5	8	33	4	3	56	1.4
1998-02	Neal, Winston	24	39	3-	17	.176	0- 5	.000	1- 4	.250	3- 5	8	0.3	2	3	0	0	7	0.3
2002-04	Nelson, David	26	45	4-	10	.400	2- 5	.400	1- 2	.500	0- 2	2	0.1	5	10	0	2	11	0.4
2001-03	Nelson, Ed	62	1575	196-	439	.446	0- 8	.000	122- 194	.629	142- 276	418	6.7	43	106	33	52	514	8.3
1980-81	New, David	16	155	3-	13	.231	0- 0	.000	6- 8	.750	- -	10	0.6	4	12	1	2	12	0.8
1990-94	Newbill, Ivano	123	2441	186-	367	.507	0- 6	.000	102- 219	.466	249- 405	654	5.3	123	151	82	56	474	3.9
1979-80	Nidiffer, Toby	7	23	1-	3	.333	0- 0	.000	0- 0	.000	- -	2	0.3	0	0	0	0	2	0.3
1979-80	Noyes, Rob	22	514	24-	66	.364	0- 0	.000	26- 45	.578	- -	79	3.6	30	32	2	13	74	3.4
2003-04	Nyström, Jim	21	101	16-	34	.471	8- 24	.333	2- 4	.500	2- 5	7	0.3	7	7	0	5	42	2.0
1979-80	O'Brien, Kerry	26	848	80-	138	.580	0- 0	.000	14- 25	.560	- -	47	1.8	78	52	5	28	174	6.7
2016-19	Ogbonda, Sylvester	42	208	22-	50	.440	0- 0	.000	17- 29	.586	17- 31	48	1.1	8	20	12	5	61	1.5
2016-18	Okogie, Josh !	25	894	140-	329	.426	39-102	.382	136- 168	.810	56- 99	155	6.2	60	62	23	43	455	18.2
1986-90	Oliver, Brian	127	4425	680-	1317	.516	105-273	.385	383- 516	.742	82- 531	613	4.8	538	97	9	140	1848	14.6
2010-11	Oliver, Brian	58	1211	172-	457	.376	99-292	.339	41- 53	.774	58-108	166	2.9	63	73	16	24	484	8.3
1980-81	Patterson, Bill	2	30	8-	20	.400	0- 0	.000	1- 1	1.000	- -	2	1.0	1	4	0	2	17	8.5
1982-83	Pearson, Danny	28	857	89-	176	.506	0- 0	.000	61- 87	.701	- -	145	5.2	45	0	10	15	239	8.5
1979-80	Peck, Steve	20	168	8-	30	.267	0- 0	.000	8- 12	.667	- -	23	1.2	5	22	0	3	24	1.2
2007-10	Peacock, Zachery	122	2660	384-	804	.478	48-144	.333	193- 262	.737	188- 293	481	3.9	109	182	51	110	1009	8.3
1997-00	Perry, Kyle	14	22	2-	4	.500	0- 0	.000	1- 3	.333	0- 1	1	0.1	2	4	0	1	5	0.4
1983-85	Petway, Scott	64	1393	92-	202	.455	0- 0	.000	50- 70	.714	- -	166	2.6	126	0	5	45	234	3.7
2018-20	Phillips, Shembari	34	291	22-	71	.310	9- 39	.231	10- 15	.667	2- 26	28	0.8	26	17	5	7	63	1.9
2013-14	Poole, Jr., Stacey	41	327	38-	104	.365	5- 24	.208	28- 44	.636	12- 38	50	1.2	16	21	2	9	109	2.7
2013-14	Poole, Solomon	35	435	47-	131	.359	26- 81	.321	7- 15	.467	6- 24	30	0.9	50	61	2	10	127	3.6
1998-99	Prentice, Jason	6	6	1-	3	.333	0- 0	.000	0- 1	.000	0- 1	1	0.2	1	0	0	0	2	0.3
2019-20	Price, Asanti	15	220	16-	54	.296	4- 31	.129	4- 9	.444	7- 23	30	2.0	11	18	4	10	40	2.7
2016-17	Price, Jordan	15	43	2-	14	.143	1- 10	.100	0- 0	.000	0- 7	7	0.5	1	0	2	1	5	0.3
1982-86	Price, Mark	126	4604	848-	1740	.487	73-166	.444	624- 999	.850	- -	331	2.6	510	-	11	240	2193	17.4
2012-13	Reed, Brandon	61	1293	134-	385	.348	62-195	.318	61- 88	.693	21- 156	177	2.9	75	84	3	37	391	6.4
1985-89	Reese, Willie	49	161	24-	48	.500	0- 0	.000	22- 36	.611	- -	44	0.9	3	0	15	4	70	1.4
2010-12	Rice, Jr., Glen	87	2156	316-	727	.435	100-289	.346	129- 211	.611	143- 278	421	4.8	185	162	47	111	861	9.9
2014-17	Rowland, Rand	15	31	1-	4	.250	0- 0	.000	0- 0	.000	3- 1	4	0.3	2	4	0	0	2	0.1
2012-13	Royal, Julian	54	637	67-	164	.409	13- 43	.302	26- 35	.743	48- 55	103	1.9	21	41	14	15	173	3.2
1982-86																			

# CAREER TOTALS OF ALL TECH PLAYERS SINCE 1979-80 (ACC ERA)



**NICK FOREMAN, WITH 144 CAREER POINTS FROM 2009-12, IS THE HIGHEST-SCORING NON-SCHOLARSHIP PLAYER DURING TECH'S ACC ERA.**

Years	Name	G	MP	FG-	FGA	Pct	3P-3PA	Pct	FT- FTA	.Pct	O- D	Reb	Avg	A	TO	Bl	St	Pts	Avg
2008-11	Storrs, Lance	95	1275	88-	275	.320	58-181	.320	24- 35	.686	30-105	135	1.4	83	74	4	35	258	2.7
2003-06	Tarver, Theodis	96	1092	74-	159	.465	0- 0	.000	22- 37	.595	82-124	206	2.1	34	66	82	36	199	2.1
1979-83	Thomas, George	96	1878	291-	712	.409	10- 31	.323	115- 185	.622	- -	438	4.6	221	161	16	137	707	7.4
1996-00	Trotti, Paul	29	54	9-	27	.333	1- 6	.167	0- 0	.000	3- 5	8	0.3	7	3	0	0	19	0.7
2009-13	Udofia, Mfon	128	3251	329-	875	.376	117-367	.319	202- 322	.627	95-247	342	2.7	283	240	5	101	977	7.6
1997-01	Vines, T.J.	124	2396	176-	497	.354	108-325	.332	81- 137	.591	50-133	183	1.5	231	184	4	115	541	4.5
1991-94	Vinson, Fred	61	1143	150-	365	.411	92-240	.383	35- 44	.795	62- 90	152	2.5	51	68	9	43	427	7.0
2004-07	West, Mario	103	1436	118-	251	.470	15- 52	.288	82- 121	.678	76-157	233	2.3	130	90	21	119	333	3.2
1988-92	White, Greg	36	84	9-	31	.290	0- 3	.000	7- 13	.538	4- 4	8	0.2	7	8	0	2	25	0.7
2015-16	White, James	36	522	56-	122	.500	0- 0	.000	14- 31	.452	63- 96	159	4.4	16	24	28	10	126	3.5
1987-89	Whitmore, David	33	416	61-	117	.521	0- 1	0.0	42- 62	.677	- -	60	1.8	20	0	13	17	164	5.0
1995-96	Williams, Ajani	4	5	1-	3	.333	0- 0	0.0	0- 0	.000	2- 0	2	0.5	1	0	0	0	2	0.5
1993-95	Williams, C.J.	31	337	34-	71	.479	8- 27	.296	19- 23	.826	16- 20	36	1.2	19	17	3	8	95	3.1
1979-80	Williams, John	4	10	1-	4	.250	0- 0	0.0	5- 6	.833	- -	2	0.5	0	1	0	0	7	1.8
1983-84	Williams, Ron	5	9	1-	2	.500	0- 0	0.0	0- 0	.000	- -	2	0.4	0	0	0	0	2	0.4
1980-84	Wilson, Greg	72	586	67-	161	.416	0- 0	0.0	56- 111	.505	- -	143	2.0	10	59	19	8	190	2.6
2006-07	Young, Thaddeus	31	917	177-	370	.478	39- 93	.419	52- 70	.743	72- 79	151	4.9	63	67	12	40	445	14.4

*I denotes player had statistics vacated by the NCAA Committee on Infractions*

## GEORGIA TECH NCAA STATISTICAL RANKINGS - SINCE 2001-02

Year	G	W-L	Rk	FG	FGA	FG%	Rk	DFG%	Rk	3P	Rk	3PA	Rk	3P%	Rk	D3P%	Rk	FT	Rk	FTA	Rk	FT%	Rk	OR	Rk	DR	Rk	TR	Reb	Rk	RPG	Rk	RM	Rk
2019-20	31	17-14	146	781	1727	.452	97	.399	33	161	330	516	326	.312	285	.285	7	403	196	595	166	.677	274	301	195	826	96	1127	163	36.4	127	2.5	110	
2018-19	32	14-18	229	755	1714	.440	194	.400	20	176	338	573	330	.307	331	.297	11	405	245	588	226	.689	239	262	307	809	178	1071	278	33.5	280	-2.6	282	
2017-18	32	13-19	253	753	1770	.425	283	.429	108	156	346	490	341	.318	325	.379	320	439	209	616	210	.713	171	334	153	750	297	1084	253	33.9	253	0.1	193	
2016-17	37	21-16	131	910	2079	.438	209	.398	13	171	328	516	327	.331	266	.330	73	505	110	740	96	.682	247	356	242	974	81	1330	37	35.0	163	-0.4	209	
2015-16	36	21-15	126	965	2150	.449	127	.442	215	213	216	597	246	.357	125	.320	46	492	157	681	187	.722	87	469	33	927	132	1396	23	38.8	57	7.4	24	
2014-15	31	12-19	257	734	1800	.408	288	.440	226	131	335	491	299	.267	343	.319	58	363	315	560	295	.648	312	444	11	743	150	1187	94	38.3	17	7.3	12	
2013-14	33	16-17	192	796	1847	.431	230	.419	88	173	268	549	220	.315	273	.332	113	435	279	636	278	.684	224	373	135	814	100	1187	112	36.0	n/a	2.7	97	
2012-13	31	16-15	167	751	1791	.419	244	.401	50	173	234	544	n/a	.318	246	.323	95	318	n/a	501	n/a	.635	320	366	n/a	789	n/a	1155	n/a	37.3	n/a	2.8	96	
2011-12	31	11-20	270	700	1639	.427	203	.403	35	158	273	507	n/a	.312	259	.347	194	308	n/a	471	n/a	.654	281	340	n/a	747	n/a	1087	n/a	35.1	n/a	3.5	60	
2010-11	31	13-18	228	752	1855	.405	295	.440	222	192	162	643	n/a	.299	275	.379	320	406	n/a	589	n/a	.689	180	394	n/a	707	n/a	1101	n/a	35.5	n/a	1.0	145	
2009-10	36	23-13	92	948	2064	.459	54	.384	9	213	191	587	n/a	.363	79	.315	52	512	n/a	779	n/a	.657	265	477	n/a	953	n/a	1430	n/a	39.7	n/a	4.8	34	
2008-09	31	12-19	242	815	1868	.436	172	.416	81	159	267	492	n/a	.323	227	.324	65	419	n/a	665	n/a	.630	309	404	n/a	807	n/a	1211	n/a	39.1	n/a	2.2	101	
2007-08	32	15-17	192	883	1873	.471	36	.452	249	214	161	575	n/a	.372	78	.338	n/a	502	n/a	717	n/a	.700	134	371	n/a	716	n/a	1087	n/a	34.0	n/a	-0.8	203	
2006-07	32	20-12	93	935	1909	.490	12	.438	162	201	189	540	n/a	.372	69	.331	n/a	444	n/a	652	n/a	.681	196	445	n/a	721	n/a	1166	n/a	36.4	n/a	5.8	21	
2005-06	28	11-17	244	739	1608	.460	67	.441	191	154	257	399	n/a	.386	32	.344	n/a	380	n/a	570	n/a	.667	241	374	n/a	668	n/a	1042	n/a	37.2	n/a	4.4	36	
2004-05	32	20-12	79	849	1877	.452	88	.391	13	190	208	570	n/a	.333	205	.315	n/a	483	n/a	699	n/a	.691	160	400	n/a	848	n/a	1248	n/a	39.0	n/a	2.4	88	
2003-04	38	28-10	31	1029	2213	.465	48	.388	6	267	83	729	n/a	.366	74	.297	n/a	586	n/a	847	n/a	.692	158	429	n/a	993	n/a	1422	n/a	37.4	n/a	0.1	172	
2002-03	31	16-15	160	836	1857	.450	116	.425	107	178	216	506	n/a	.352	134	.360	n/a	447	n/a	656	n/a	.681	209	428	n/a	760	n/a	1188	n/a	38.3	n/a	3.5	56	
2001-02	31	15-16	169	834	1937	.431	197	.449	233	261	19	695	n/a	.376	50	.356	n/a	441	n/a	637	n/a	.692	147	439	n/a	745	n/a	1184	n/a	38.2	n/a	1.7	112	

Year	PF	Rk	Dq	A	Rk	APG	Rk	A/TO	Rk	TO	Rk	TOPG	Rk	TOFor	Rk	TOMar	Rk	BI	Rk	BPG	Rk	St	Rk	SPG	Rk	Pts	PPG	Rk	DPPG	Rk	Mar	Rk
2019-20	591	281	23	425	144	13.7	123	0.8	295	503	334	16.2	339	13.9	123	-2.4	318	142	36	4.6	33	220	106	7.1	92	2126	68.6	251	66.4	93	2.2	265
2018-19	560	118	14	433	191	13.5	165	0.94	250	459	267	14.3	294	12.9	190	-1.5	283	166	14	5.2	8	221	114	6.9	92	2091	65.3	326	66.6	53	-1.2	236
2017-18	533	56	15	409	244	12.8	238	1.0	223	411	136	12.8	168	12.6	212	-0.3	208	171	23	5.3	11	221	109	6.9	84	2101	65.7	329	67.8	57	-2.2	250
2016-17	591	122	5	570	21	15.4	58	1.15	200	494	316	13.4	212	13.1	178	-0.3	198	221	3	6.0	4	245	55	6.6	126	2496	67.5	292	66.8	51	0.6	187
2015-16	643	207	10	487	93	13.5	153	1.21	85	403	144	11.2	47	9.8	336	-1.4	279	151	53	4.2	82	158	297	4.4	331	2637	73.2	170	70.7	146	2.5	146
2014-15	516	38	8	362	256	11.7	244	0.92	232	394	134	12.7	195	11.7	n/a	-1.0	246	104	198	3.4	180	177	259	5.7	227	1962	63.3	277	64.6	126	-1.3	227
2013-14	586	104	12	434	121	13.1	126	1.09	127	399	171	12.1	152	10.1	n/a	-2.0	320	140	94	4.2	101	171	262	5.2	273	2200	66.7	276	66.9	83	-0.1	200
2012-13	517	92	9	394	n/a	12.7	168	0.99	155	399	n/a	12.9	140	12.6	n/a	-0.3	201	129	n/a	4.2	87	182	n/a	5.9	252	1993	64.3	254	62.4	63	1.9	140
2011-12	513	53	5	340	n/a	11.0	298	0.76	300	448	n/a	14.4	243	11.2	n/a	-3.2	321	152	n/a	4.8	26	161	n/a	5.2	294	1866	60.2	313	62.6	59	-2.4	239
2010-11	639	284	8	408	n/a	13.2	148	0.96	161	481	n/a	15.5	188	16.6	n/a	2.9	24	126	n/a	4.1	79	297	n/a	9.6	4	2102	67.8	201	67.1	148	0.7	172
2009-10	670	173	10	508	n/a	14.1	89	0.86	236	591	n/a	16.4	318	15.2	n/a	-1.2	246	190	n/a	5.3	22	288	n/a	8.0	41	2162	72.8	86	65.7	100	7.1	58
2008-09	608	256	7	462	n/a	14.9	63	0.89	209	522	n/a	16.8	314	16.2	n/a	-0.6	203	154	n/a	5.0	26	256	n/a	8.3	40	2208	71.2	111	71.5	263	-0.3	194
2007-08	721	321	15	480	n/a	15.0	64	0.98	135	490	n/a	15.3	233	16.3	n/a	0.9	n/a	112	n/a	3.5	117	265	n/a	8.3	47	2482	77.6	28	76.0	305	1.6	149
2006-07	665	287	14	491	n/a	15.3	49	1.0	n/a	503	n/a	15.7	245	17.1	n/a	1.4	n/a	114	n/a	3.6	98	316	n/a	9.9	7	2515	78.6	16	69.4	190	9.2	24
2005-06	609	314	18	411	n/a	14.7	99	0.8	n/a	499	n/a	17.8	309	15.5	n/a	-2.4	n/a	116	n/a	4.1	66	244	n/a	8.7	35	2012	71.9	109	72.1	251	-0.3	186
2004-05	648	272	10	471	n/a	14.7	91	1.0	n/a	483	n/a	15.1	202	15.4	n/a	0.4	n/a	162	n/a	5.1	24	265	n/a	8.3	65	2371	74.1	58	66.7	118	7.4	41
2003-04	795	280	20	579	n/a	15.2	69	1.0	n/a	578	n/a	15.2	191	16.8	n/a	1.6	n/a	172	n/a	4.5	38	338	n/a	8.9	31	2911	76.6	33	67.2	118	9.4	25
2002-03	582	140	8	484	n/a	15.6	59	1.0	n/a	469	n/a	15.1	180	14.9	n/a	-0.2	n/a	164	n/a	5.3	n/a	243	n/a	7.8	94	2297	74.1	76	69.8	174	4.3	91
2001-02	669	n/a	12	481	n/a	15.5	55	1.0	n/a	478	n/a	15.4	193	16.2	n/a	0.7	n/a	101	n/a	3.3	157	269	n/a	8.7	52	2370	76.5	60	76.6	272	-0.2	180



## ***HISTORY***

---

<b>All-Americans/National Honors</b>	<b>88</b>
<b>ACC/Conference Honors</b>	<b>89</b>
<b>Players in the NBA</b>	<b>90</b>
<b>Tech and International Basketball</b>	<b>91</b>
<b>Georgia Tech Hall of Fame/Retired Jerseys</b>	<b>92</b>
<b>ACC Performance History</b>	<b>93</b>
<b>Tech's ACC Tournament History</b>	<b>92-93</b>
<b>Tech's NCAA Tournament / NIT History</b>	<b>94-99</b>
<b>Tech in Regular-Season Tournament Events</b>	<b>100-101</b>
<b>Letterwinners All-Time</b>	<b>102</b>
<b>Numerical Roster All-Time</b>	<b>103</b>
<b>Starting Lineups</b>	<b>104-105</b>
<b>Coaching History</b>	<b>105</b>
<b>Year-by-Year At-A-Glance</b>	<b>108</b>
<b>Tech vs. No. 1</b>	<b>109</b>
<b>Tech in the National Rankings</b>	<b>110</b>
<b>Year-by-Year Results</b>	<b>111-124</b>
<b>Tech vs. the Conferences</b>	<b>125</b>
<b>Series History vs. All Opponents</b>	<b>126-140</b>
<b>Tech in Overtime</b>	<b>141</b>
<b>Year-by-Year vs. The ACC</b>	<b>142</b>
<b>Month-by-Month All-Time</b>	<b>142</b>

## ALL-AMERICANS

**Bo Johnston, C**

1938 Newspaper Enterprises (3rd)

**L.F. "Junior" Anderson, G**

1938 Newspaper Enterprises (3rd)

**Roger Kaiser, G**

1960 Look/USBWA (1st)  
Helms (1st)  
Converse Yearbook (1st)  
Associated Press (2nd)  
NABC (2nd)  
The Sporting News (2nd)  
United Press International (2nd)

1961\* Associated Press (1st)  
United Press International (1st)  
NEA (1st)  
The Sporting News (1st)  
Look/USBWA (1st)  
Helms (1st)  
Coach & Athlete (1st)  
Converse yearbook (2nd)  
NABC (2nd)

**Rich Yunkus, C**

1970 Converse Yearbook (2nd)  
United Press International (3rd)  
The Sporting News (HM)

1971 NABC (2nd)  
Converse Yearbook (2nd)  
Associated Press (3rd)  
The Sporting News (HM)

**Tico Brown, G**

1977 The Sporting News (HM)  
1978 The Sporting News (HM)  
1979 The Sporting News (HM)

**Sammy Drummer, F**

1978 The Sporting News (HM)  
1979 The Sporting News (HM)

**Brook Steppe, F**

1980 The Sporting News (HM)

**Mark Price, G**

1983 The Sporting News (HM)  
1984 United Press International (3rd)  
Basketball Times (3rd)  
Basketball Weekly (3rd)  
The Sporting News (HM)

1985# ESPN (1st)  
NBC-TV (1st)  
Associated Press (2nd)  
NABC (2nd)  
Basketball Times (2nd)  
Kodak (2nd)  
United Press International (3rd)  
Basketball Weekly (3rd)  
The Sporting News (HM)

1986 Wooden Award (1st)  
NABC (2nd)  
Basketball Weekly (2nd)  
Associated Press (3rd)  
United Press International (3rd)  
The Sporting News (HM)

**John Salley, C**

1985 The Sporting News (HM)  
1986 NABC (3rd)  
Associated Press (HM)  
United Press International (HM)

**Duane Ferrell, F**

1986 The Sporting News (HM)  
1987 The Sporting News (HM)  
1988 The Sporting News (HM)

**Tom Hammonds, F**

1986 The Sporting News (HM)  
1987 The Sporting News (HM)  
1988 The Sporting News (HM)  
1989 The Sporting News (HM)  
NABC (3rd)  
Basketball Times (3rd)

**Brian Oliver, G**

1989 The Sporting News (HM)  
1990 Associated Press (HM)  
United Press Int'l (HM)  
The Sporting News (HM)

**Dennis Scott, F**

1989 Sporting News (HM)  
1990# Basketball Times (1st)  
The Sporting News (1st)  
Wooden Award (1st)  
USBWA (1st)  
Naismith (1st)  
The National (1st)  
Associated Press (2nd)  
United Press International (2nd)  
USBWA (2nd)  
Basketball Weekly (2nd)  
Scripps Howard (2nd)  
NABC (3rd)

**Kenny Anderson, G**

1990 The Sporting News (2nd)  
Wooden Award (2nd)  
NABC (2nd)  
Associated Press (3rd)  
United Press International (HM)  
1991\* Associated Press (1st)  
United Press International (1st)  
USBWA (1st)  
NABC (1st)  
Basketball Times (1st)  
Basketball Weekly (1st)  
Naismith Award (1st)  
Wooden Award (1st)  
The Sporting News (2nd)

**Malcolm Mackey, F**

1993 United Press International (HM)

**James Forrest, F**

1993 Associated Press (HM)  
1994 Associated Press (HM)

**Travis Best, G**

1994 Scripps-Howard (HM)  
1995 Basketball Weekly (2nd)

**Stephon Marbury, G**

1996 Wooden Award (1st)  
Associated Press (3rd)  
College Sports (3rd)  
NABC (3rd)

**Matt Harpring, F**

1997 The Sporting News (HM)  
1998 Basketball America (1st)  
Dick Vitale (1st)  
Basketball Weekly (2nd)  
Basketball News (2nd)  
NABC (2nd)  
USBWA (2nd)  
Associated Press (3rd)  
Basketball Times (3rd)

**B.J. Elder, G**

2004 Associated Press (HM)

**Jarrett Jack, G**

2005 Associated Press (HM)  
SI.com (HM)  
Rivals.com (3rd)

\* Consensus first-team selection

# Consensus second-team selection

**Academic All-America**

1964 Jim Caldwell, C (2nd)  
1969 Rich Yunkus, C  
1970 Rich Yunkus, C  
1971 Rich Yunkus, C  
1997 Matt Harpring, F (2nd)  
1998 Matt Harpring, F (1st)

**Academic All-District III**

1996 Matt Harpring, F  
1997 Matt Harpring, F  
1998 Matt Harpring, F  
2004 Marvin Lewis, G

**NCAA Postgraduate Scholarship**

1998 Matt Harpring, F

## NATIONAL/REGIONAL HONORS

**James Naismith Award**

1986 Mark Price (finalist)  
John Salley (nominated)  
1987 Bruce Dalrymple (finalist)  
1990 Dennis Scott (Player of the Year)  
1994 Travis Best (nominated)  
James Forrest (nominated)  
1997 Matt Harpring (nominated)  
1997 Matt Harpring (finalist)  
1998 Matt Harpring (finalist)

1993 Travis Best  
1996 Stephon Marbury (1st)  
1998 Matt Harpring (1st)  
Dion Glover (1st)  
2003 Chris Bosh (1st)  
2004 B.J. Elder (1st)  
2005 Jarrett Jack (1st)  
2017 Ben Lammers

**John Wooden Award**

1986 Mark Price (finalist)  
John Salley (nominated)  
1989 Tom Hammonds (finalist)  
1990 Dennis Scott (finalist)  
Kenny Anderson (finalist)  
1994 Travis Best (nominated)  
James Forrest (nominated)  
1997 Matt Harpring (nominated)  
1997 Matt Harpring (finalist)  
1998 Matt Harpring (finalist)  
2004 B.J. Elder (semi-finalist)

**National Player of the Year**

1990 Dennis Scott (The Sporting News)

**NABC All-District**

1988 Tom Hammonds (1st)  
Duane Ferrell (2nd)  
1989 Tom Hammonds (1st)  
1990 Kenny Anderson (1st)  
Dennis Scott (1st)  
Brian Oliver (2nd)  
1993 James Forrest (2nd)  
Malcolm Mackey (2nd)  
1994 Travis Best (1st)  
James Forrest (2nd)  
1995 Travis Best (1st)  
1996 Stephon Marbury (1st)  
1998 Matt Harpring (1st)  
2001 Alvin Jones (2nd)  
2003 Chris Bosh (1st)  
2004 B.J. Elder (2nd)  
2010 Gani Lawal (1st)

**USBWA All-District**

1960 Roger Kaiser  
1961 Roger Kaiser  
1963 Jim Caldwell

**Basketball Times All-South**

2005 Jarrett Jack (1st)

**National Freshman of the Year**

1990 Kenny Anderson (UPI, USBWA,  
Basketball Times, Scripps Howard)

**Freshman All-America**

1992 James Forrest  
(Basketball Times, 1st)  
1993 Marlice Moore  
(Basketball Times, 3rd)  
1995 Matt Harpring  
(Basketball Weekly, 2nd)  
1996 Stephon Marbury  
(Basketball Weekly, 1st)  
2003 Chris Bosh (USBWA, 1st)  
2007 Javaris Crittenton (College Insider)  
2010 Derrick Favors (Sporting News)

**NABC Silver Anniversary Award**

1986 Roger Kaiser

**NCAA Silver Anniversary Award**

1978 Pete Silas  
1986 Roger Kaiser

**National Coach of the Year**

1985 Bobby Cremins  
(CBS-TV, Chevrolet, NBC-TV  
Al McGuire, Basketball Times)  
1990 Bobby Cremins (Naismith)  
2004 Paul Hewitt  
(Fritz Pollard Award/BCA)

**NABC District Coach of the Year**

1988 Bobby Cremins  
2001 Paul Hewitt  
2017 Josh Pastner



# ATLANTIC COAST CONFERENCE HONORS

## ACC Player of the Year

1985	Mark Price, G (AP)
1990	Dennis Scott, F

## ACC Coach of the Year

1983	Bobby Cremins
1985	Bobby Cremins
1996	Bobby Cremins
2001	Paul Hewitt
2017	Josh Pastner

## ACC Rookie of the Year

1983	Mark Price, G
1984	Bruce Dalrymple, G
1985	Duane Ferrell, F
1986	Tom Hammonds, F
1988	Dennis Scott, G
1990	Kenny Anderson, G
1993	Martice Moore, G-F
1996	Stephon Marbury, G
2002	Ed Nelson, F
2003	Chris Bosh, F
2010	Derrick Favors, F

## ACC Defensive Player of the Year

2017	Ben Lammers, C
------	----------------

## All-Atlantic Coast Conference

1982	Brook Steppe, G (2nd)
1983	Mark Price, G (2nd)
1984	Mark Price, G (1st)
1985	Mark Price, G (1st), John Salley, F (2nd)
1986	Mark Price, G (1st), John Salley, C (2nd), Bruce Dalrymple, G (2nd/AP)
1987	Duane Ferrell, F (2nd), Tom Hammonds, F (2nd/AP)
1988	Tom Hammonds, F (1st) Duane Ferrell, F (2nd), Craig Neal, G (3rd/AP)
1989	Tom Hammonds, F (1st) Brian Oliver, G (2nd), Dennis Scott, G (3rd/AP)
1990	Dennis Scott, F (1st), Kenny Anderson, G (1st), Brian Oliver, G (2nd) *unanimous
1991	Kenny Anderson, G (1st), Malcolm Mackey, F (2nd)
1992	Jon Barry, G (3rd), Malcolm Mackey, F (3rd)
1993	Travis Best, G (3rd)
1994	James Forrest, F (1st), Travis Best, G (2nd)
1995	Travis Best, G (2nd), James Forrest, F (3rd)
1996	Matt Harpring, F (1st), Stephon Marbury, G (1st), Drew Barry, G (2nd)
1997	Matt Harpring, F (1st)
1998	Matt Harpring, F (1st)
1999	Jason Collier, F (2nd)
2000	Jason Collier, F (2nd)
2001	Alvin Jones, C (1st)
2002	Tony Akins, G (2nd)
2003	Chris Bosh, F (2nd), B.J. Elder, G (3rd)
2004	B.J. Elder, G (2nd), Jarrett Jack, G (3rd)
2005	Jarrett Jack, G (2nd)
2007	Javaris Crittenton, G (3rd)
2009	Gani Lawal, F (3rd)
2010	Gani Lawal, F (3rd)
2011	Iman Shumpert, G (2nd)
2014	Daniel Miller, C (3rd media)
2016	Marcus Georges-Hunt, G (2nd coaches, 3rd media)
2017	Ben Lammers, C (2nd)
2018	Josh Okogie, G (3rd)
2020	Jose Alvarado, G (3rd); Michael Devoe, G (HM)

## ACC All-Freshman Team

1993	Drew Barry, G (1st), Martice Moore, F (1st)
1995	Matt Harpring, F (1st)
1996	Stephon Marbury, G (1st)

1998	Dion Glover, G (1st), Alvin Jones, C (1st)
2001	Marvin Lewis, F (1st)
2002	Ed Nelson, F (1st), B.J. Elder, G (1st)
2003	Chris Bosh, F (1st)
2007	Javaris Crittenton, G (1st), Thaddeus Young, F (HM)
2010	Derrick Favors, F (1st)
2013	Robert Carter, Jr, F (coaches)
2017	Josh Okogie, G

## ACC All-Defensive Team

2000	Alvin Jones, C
2001	Alvin Jones, C
2003	Chris Bosh, F
2011	Iman Shumpert, G
2013	Daniel Miller, C (media)
2014	Daniel Miller, C (media, coaches)
2017	Ben Lammers, C (POV)
2018	Ben Lammers, C
2019	James Banks III, C
2020	James Banks III, C

## Academic All-ACC Team

2011	Mfon Udofia
2012	Nate Hicks, Pierre Jordan
2013	Chris Bolden, Marcus Georges-Hunt
2014	Marcus Georges-Hunt, Trae Golden
2015	Tadric Jackson
2016	Tadric Jackson
2017	Justin Moore, Josh Okogie
2018	Brandon Alston
2019	Brandon Alston

*Established in 2010-11*

## ACC Academic Honor Roll

1980	Kerry O'Brien
1982	Stu Lyons
1990	Greg White
1992	Rod Balanis, James Gaddy, Greg White
1993	Drew Barry
1994	Yann Barbic, Todd Harlicka, John Kelly
1995	Matt Harpring
1996	Drew Barry, Matt Harpring, John Kelly
1997	Matt Harpring, Jon Babul
1998	Matt Harpring
1999	Jon Babul
2000	Jon Babul
2001	Marvin Lewis
2003	Marvin Lewis
2004	Keith Jones, Marvin Lewis, David Nelson
2006	Gary Cage, Mario West
2008	Gary Cage
2010	D'Andre Bell, Daniel Miller, Sam Shew
2011	Nate Hicks, Mfon Udofia
2012	Derek Craig, Nate Hicks, Pierre Jordan, McPherson Moore
2013	Brooks Doyle, Colin Gurry, Pierre Jordan
2014	Brooks Doyle, Marcus Georges-Hunt
2015	Brooks Doyle, Tadric Jackson, Patrick Lamar, Rand Rowland
2016	Rand Rowland
2017	Norman Harris, Josh Heath, Kellen McCormick, Jodan Price, Rand Rowland, Quinton Stephens
2018	Brandon Alston, Evan Jester, Ben Lammers, Malachi Rice
2019	Brandon Alston, Shaheed Medlock
2020	Malachi Rice, Kristian Sjolund

## Weaver-James-Corrigan ACC Postgraduate Scholarship

1998	Matt Harpring
2004	Marvin Lewis

## All Metro-Conference

1977	Tico Brown, G (1st) Jim Wood, C (2nd) Lenny Horton, F (All-Freshman)
1978	Sammy Drummer, F (1st), Tico Brown, G (2nd), Lenny Horton, F (HM)

## Metro Conference Coach of the Year

1977	Dwane Morrison
------	----------------

## Academic All-Metro Conference

1976	Mike Bottorff, G
------	------------------

## All-Southeastern Conference Tournament

1936	Burtz Boulware, G (2nd)
1937	Bo Johnston, C (1st) Bill Jordan, F (2nd)
1938	Bill Jordan, F (1st) Bo Johnston, C (2nd) Junior Anderson, G (2nd) Fletcher Sims, G (2nd)
1943	Herb Bergman, G (2nd)
1944	Wes Paxson, F (1st) Frank Broyles, G (2nd)
1945	Billy Williams, F (2nd) Frank Broyles, G (2nd)
1947	Frank Broyles, G (2nd)
1948	Jim Nolan, C (1st) Colin Anderson, G (2nd)
1952	Pete Silas, G (2nd)

*Served as All-SEC team from 1933-48*

## All-Southeastern Conference

1945	Frank Broyles, G (1st) Durand Holliday, F (2nd)
1949	Jim Nolan, C (2nd/AP) Colin Anderson, G (3rd/AP)
1950	Colin Anderson, G (1st/AP)
1951	Pete Silas, G (3rd/AP)
1953	Pete Silas, G (1st/AP)
1955	Joe Helms, G (3rd/AP)
1956	Bobby Kimmel, G (3rd/AP)
1957	Bobby Kimmel, G (3rd/AP, 2nd/C)
1958	Terry Randall, G (2nd/AP, 2nd/C) Bud Blemker, G (2nd/AP, 1st/C) Dave Denton, F (3rd/AP)
1959	Terry Randall, G (2nd/AP) Bud Blemker, G (2nd/AP, 1st/C)
1960	Dave Denton, C (1st/AP, 1st/C) Roger Kaiser, G (1st/AP, 1st/C)
1961	Roger Kaiser, G (1st/AP, 1st/C)
1963	Jim Caldwell, C (2nd/AP, 1st/C) Mike Tomasovich, F (3rd/AP)
1964	Jim Caldwell, C (2nd/AP, 1st/C) R.D. Craddock, G (2nd/AP, 1st/C)

*by Associated Press, Coaches*

## Academic All-SEC

1962	Alan Nass, C (1st)
1963	Jim Caldwell, C (1st) Ron Scharf, F (2nd) Alan Nass, C (2nd)
1964	Jim Caldwell, C (1st) R.D. Craddock, G (2nd) Ron Scharf, F (HM) Bill Eidson, G (HM)

# TECH PLAYERS IN THE NBA/ABA

## Alade Aminu

Miami Heat (2010-11)

## Kenny Anderson

New Jersey Nets (1991-96)  
Charlotte Hornets (1995-96)  
Portland Trail Blazers (1996-98)  
Boston Celtics (1998-2002)  
Seattle Supersonics (2002-03)  
New Orleans Hornets (2002-03)  
Indiana Pacers (2003-04)  
Atlanta Hawks (2004-05)  
Los Angeles Clippers (2004-05)

## Drew Barry

Atlanta Hawks (1997-98)  
Seattle Supersonics (1998-99)  
Golden State Warriors (1999-2000)  
Atlanta Hawks (1999-2000)

## Jon Barry

Milwaukee Bucks (1992-95)  
Golden State Warriors (1995-96)  
Atlanta Hawks (1996-97)  
Los Angeles Lakers (1997-98)  
Sacramento Kings (1999-2001)  
Detroit Pistons (2001-2003)  
Denver Nuggets (2003-04)  
Atlanta Hawks (2004-05)  
Houston Rockets (2004-06)

## Travis Best

Indiana Pacers (1995-2002)  
Chicago Bulls (2001-02)  
Miami Heat (2002-03)  
Dallas Mavericks (2003-04)  
New Jersey Nets (2004-05)

## Chris Bosh

Toronto Raptors (2004-10)  
Miami Heat (2010-16)

## Will Bynum

Golden State Warriors (2005-06)  
Detroit Pistons (2008-14)  
Washington Wizards (2014-15)

## Jim Caldwell

New York Knicks (1967-68)  
New Jersey Americans (1967-68)  
Kentucky Colonels (1967-69)

## Jason Collier

Houston Rockets (2000-03)  
Atlanta Hawks (2003-05)

## Javaris Crittenton

Los Angeles Lakers (2007-08)  
Memphis Grizzlies (2007-09)  
Washington Wizards (2008-09)

## Derrick Favors

New Jersey Nets (2010-11)  
Utah Jazz (2010-19)  
New Orleans Pelicans (2019-20)

## Duane Ferrell

Atlanta Hawks (1988-94)  
Indiana Pacers (1994-97)  
Golden State Warriors (1997-99)

## Matt Geiger

Miami Heat (1992-95)  
Charlotte Hornets (1995-98)  
Philadelphia 76ers (1998-2002)

## Marcus Georges-Hunt

Miami Heat (2016-17)  
Orlando Magic (2016-17)  
Minnesota Timberwolves (2017-18)

## Dion Glover

Atlanta Hawks (1999-04)  
Toronto Raptors (2003-04)  
San Antonio Spurs (2004-05)

## Tom Hammonds

Washington Bullets (1989-92)  
Charlotte Hornets (1992-93)  
Denver Nuggets (1992-97)  
Minnesota Timberwolves (1997-2001)

## Matt Harpring

Orlando Magic (1998-2000)  
Cleveland Cavaliers (2000-01)  
Philadelphia 76ers (2001-02)  
Utah Jazz (2002-09)

## Jarrett Jack

Portland Trail Blazers (2005-08)  
Indiana Pacers (2008-09)  
Toronto Raptors (2009-11)  
New Orleans Hornets (2010-12)  
Golden State Warriors (2012-13)  
Cleveland Cavaliers (2013-14)  
Brooklyn Nets (2014-16)  
New Orleans Pelicans (2016-17)  
New York Knicks (2017-18)

## Alvin Jones

Philadelphia 76ers (2001-02)

## Gani Lawal

Phoenix Suns (2010-11)

## Malcolm Mackey

Phoenix Suns (1993-94)

## Stephon Marbury

Minnesota Timberwolves (1996-99)  
New Jersey Nets (1998-2001)  
Phoenix Suns (2001-04)  
New York Knicks (2003-08)  
Boston Celtics (2008-09)

## Anthony Morrow

Golden State Warriors (2008-10)  
New Jersey Nets (2010-12)  
Atlanta Hawks (2012-13)  
New Orleans Pelicans (2013-14)  
Oklahoma City Thunder (2014-17)  
Chicago Bulls (2016-17)

## Craig Neal

Portland Trail Blazers (1988-89)  
Miami Heat (1988-89)  
Denver Nuggets (1990-91)

## Ivano Newbill

Detroit Pistons (1994-95)  
Atlanta Hawks (1996-97)  
Vancouver Grizzlies (1997-98)

## Jim Nolan

Philadelphia Warriors (1949-50)

## Josh Okogie

Minnesota Timberwolves (2018-present)

## Brian Oliver

Philadelphia 76ers (1990-92)  
Washington Bullets (1994-95)  
Atlanta Hawks (1997-98)

## Mark Price

Cleveland Cavaliers (1986-95)  
Washington Bullets (1995-96)  
Golden State Warriors (1996-97)  
Orlando Magic (1997-98)

## Glen Rice, Jr.

Washington Wizards (2013-15)

## John Salley

Detroit Pistons (1986-92)  
Miami Heat (1992-95)  
Toronto Raptors (1995-96)  
Chicago Bulls (1995-96)  
Los Angeles Lakers (1999-2000)

## Luke Schenscher

Chicago Bulls (2005-06)  
Portland Trail Blazers (2006-07)

## Dennis Scott

Orlando Magic (1990-97)  
Dallas Mavericks (1997-98)  
Phoenix Suns (1997-98)  
New York Knicks (1998-99)  
Minnesota Timberwolves (1998-99)  
Vancouver Grizzlies (1999-2000)

## DRAFT PICKS AND FREE AGENT SIGNEES

### 2018

Josh Okogie - 1st/20th pick, Minnesota Timberwolves

### 2017

Marcus Georges-Hunt - FA, Miami Heat, Orlando Magic

### 2013

Glen Rice, Jr. - 2nd/35th pick, Philadelphia 76ers  
*Traded to Washington Wizards*

### 2011

Iman Shumpert - 1st/17th pick, New York Knicks

### 2010

Derrick Favors - 1st/3rd pick, New Jersey Nets  
Gani Lawal - 2nd/46th overall, Phoenix Suns

### 2009

Alade Aminu - FA, Miami Heat  
Anthony Morrow - FA, Golden State Warriors

### 2007

Thaddeus Young - 1st/12th pick\*, Philadelphia 76ers  
Javaris Crittenton - 1st/19th, Los Angeles Lakers  
Mario West - FA, Atlanta Hawks

### 2005

Jarrett Jack - 1st/22nd pick, Denver Nuggets  
*Traded to Portland Trail Blazers*  
Will Bynum - FA, Boston Celtics  
Luke Schenscher - FA, Denver Nuggets

### 2003

Chris Bosh - 1st/4th pick\*, Toronto Raptors

### 2001

Alvin Jones - 2nd/57th pick, Philadelphia 76ers

### 2000

Jason Collier - 1st/15th pick, Milwaukee Bucks  
*Traded to Houston Rockets*

### 1999

Dion Glover - 1st/20th pick, Atlanta Hawks

### 1998

Matt Harpring - 1st/15th pick, Orlando Magic

### 1997

Eddie Eisme - 2nd/41st pick, Seattle Supersonics

### 1996

Stephon Marbury - 1st/4th pick\*, Milwaukee Bucks  
*Traded to Minnesota Timberwolves*  
Drew Barry - 2nd/57th, Seattle Supersonics

### 1995

Travis Best - 1st/22nd pick, Indiana Pacers  
James Forrest - 3rd/34th, Omaha Racers (CBA)

### 1994

Fred Vinson - FA, Atlanta Hawks  
Ivano Newbill - FA, Detroit Pistons

### 1993

Malcolm Mackey - 1st/27th pick, Phoenix Suns

### 1992

Jon Barry - 1st/21st pick, Boston Celtics  
Matt Geiger - 2nd/42nd, Miami Heat

### 1991

Kenny Anderson - 1st/2nd pick\*, New Jersey Nets

### 1990

Dennis Scott - 1st/4th pick\*, Orlando Magic  
Brian Oliver - 2nd/32nd, Philadelphia 76ers

### 1989

Tom Hammonds - 1st/9th pick\*, Washington Bullets  
Anthony Sherrod - 7th/110th, Tulsa (CBA)

### 1988

Craig Neal - 3rd/71st pick, Portland Trailblazers  
Duane Ferrell - FA, Atlanta Hawks;

### 1987

Bruce Dalrymple - 2nd/46th pick, Phoenix Suns

### 1986

Mark Price - 2nd/25th pick, Dallas Mavericks  
*Traded to Cleveland Cavaliers*  
John Salley - 1st/11th pick\*, Detroit Pistons

### 1985

Yvon Joseph - 2nd/36th pick, New Jersey Nets

### 1983

George Thomas - 8th/173rd pick, Atlanta Hawks

### 1982

Brook Steppe - 1st/17th pick, Kansas City Kings

### 1980

Lenny Horton - 5th/112th pick, Seattle Supersonics

### 1979

Tico Brown - 2nd/23rd pick, Utah Jazz  
Sammy Drummer - 4th/76th, Houston Rockets

### 1971

Rich Yunkus - 3rd/38th pick, Cincinnati Royals;  
3rd, Carolina (ABA)

### 1970

Bob Seemer - 10th/169th pick, Milwaukee Bucks

### 1968

Phil Wagner - 6th/75th pick, Atlanta Hawks;  
5th, Indiana (ABA)

### 1967

Pres Judy - Round n/a, Kentucky Colonels (ABA)

### 1965

Jim Caldwell - 3rd/28th pick, Los Angeles Lakers  
Ronald Scharf - 15th/107th, Cincinnati Royals

### 1961

Roger Kaiser - 4th/41st pick, Chicago Bulls;  
Round n/a, New York (ABL)

### 1960

Dave Denton - 6th/43rd pick, New York Knicks;  
Round n/a, Hawaii (ABL)

### 1953

Pete Silas - 82nd overall pick, Minneapolis Lakers

### 1950

Colin Anderson - 10th/112nd pick, Indianapolis Kautskys

### 1949

Jim Nolan - 2nd/18th pick, Philadelphia Warriors

### 1947

Frank Broyles - 69th overall pick, Toronto Huskies

*\*denotes lottery pick*

## Iman Shumpert

New York Knicks (2011-15)  
Cleveland Cavaliers (2014-18)  
Sacramento Kings (2018-19)  
Houston Rockets (2018-19)  
Brooklyn Nets (2019-20)

## Brook Steppe

Kansas City Kings (1982-83)  
Indiana Pacers (1983-84)  
Detroit Pistons (1984-85)  
Sacramento Kings (1986-87)  
Portland Trail Blazers (1988-89)

## Fred Vinson

Atlanta Hawks (1994-95)  
Seattle Supersonics (1999-2000)

## Phil Wagner

Indiana Pacers (1968-69)

## Mario West

Atlanta Hawks (2007-10)  
New Jersey Nets (2010-11)

## Thaddeus Young

Philadelphia 76ers (2007-14)  
Minnesota Timberwolves (2014-15)  
Brooklyn Nets (2014-16)  
Indiana Pacers (2016-19)  
Chicago Bulls (2019-20)



# TECH AND INTERNATIONAL BASKETBALL



## Alade Aminu

- The only Georgia Tech player to participate in two Olympic games in basketball, he competed for Nigeria in 2012 in London and 2016 in Rio de Janeiro.

## Kenny Anderson

- Played on bronze medal-winning United States team at the 1990 World Championships

## Chris Bosh (above)

- Became only the second Tech alumnus to make the U.S. Olympic team in the 2008 games in Beijing, China, which won the gold medal. They were known as the "Redeem Team" after the U.S. won the bronze medal in 2004 in Athens.
- Helped U.S. win the bronze medal at the 2006 FIBA World Championships in Japan.



## Bobby Cremins

- Assistant Coach for the 1996 U.S. Olympic Team—Dream Team III—which captured the gold medal at the Centennial Olympic Games in Atlanta. Chosen by head coach Lenny Wilkens along with Clem Haskins of Minnesota and Jerry Sloan of the Utah Jazz
- Assisted Arizona's Lute Olsen in coaching the U.S. team to a gold medal at the 1986 World Championships and Goodwill Games in Madrid, Spain
- In 1989, coached a U.S. squad to qualification for the 1990 World Championships

## Dion Glover

- Helped U.S. win the gold medal at the 1998 Goodwill Games in New York, N.Y.

## Tom Hammonds

- Played for gold medal-winning U.S. squad in the 1986 World Basketball Championships in Madrid, Spain
- Attended 1988 Olympic Trials

## Stephon Marbury

- Helped U.S. win the bronze medal at the 2004 Olympic Games in Athens, Greece

## Mark Price (left)

- Helped U.S. win a gold medal at the 1983 Pan Am Games in Caracas, Venezuela
- Also played on gold medal-winning team at the 1984 World Championships
- Invited to 1984 Olympic Trials
- As a pro, played for Dream Team II, which won a gold medal at the 1994 World Championships in Toronto

## Pete Silas

- Played for gold medal-winning U.S. squad in the 1955 Pan Am Games in Mexico City, Mexico

## ALL-TIME USA TEAM ROSTER

### USA NATIONAL TEAM – OLYMPICS

- 1996 – Bobby Cremins/assistant coach (gold medal)
- 2004 – Stephon Marbury (bronze medal)
- 2008 – Chris Bosh (gold medal)

### USA NATIONAL TEAM – WORLD CHAMPIONSHIPS

- 1986 – Tom Hammonds (gold medal)
- 1986 – Bobby Cremins/assistant coach (gold medal)
- 1990 – Kenny Anderson (bronze medal)
- 1994 – Mark Price (gold medal)
- 2006 – Chris Bosh (bronze medal)

### ADDITIONAL USA TEAM HISTORY

- Chris Bosh – 2006-08 Select National Team Program, 2010-12 Men's National Team
- Robert Carter, Jr. – 2013 U19 Training Camp
- Jason Collier – 1996 Nike Hoop Summit
- Bobby Cremins (assistant coach) – 1986 Goodwill Games (gold medal), 1989 World Championships Qualifying Team
- Derrick Favors – 2013 Men's National Team Mini-Camp
- Marcus Georges-Hunt – 2013 U19 Training Camp
- Dion Glover – 1997 Nike Hoop Summit, 1998 Goodwill Games (gold medal)
- Tom Hammonds – 1988 Olympic Trials
- Michael Maddox – 1995 U19 Team
- Stephon Marbury – 1995 Nike Hoop Summit, 1995 USA U19 Team
- Craig Neal – 1993 FIBA Americas Qualifying Team
- Josh Okogie – 2017 U19 Team
- Mark Price – 1983 Pan American Games Team (gold medal)
- Pete Silas – 1955 Pan American Games Team (gold medal)
- Thaddeus Young – 2006 Nike Hoop Summit, 2009 Men's National Team Mini-Camp, 2019 Men's National Team training camp

### OTHER NATIONS

- Alade Aminu – Nigerian team member in 2012 and 2016 Olympic Games
- Josh Okogie – Nigerian team member in 2019 FIBA World Championships



# GEORGIA TECH HALL OF FAME/RETIRED JERSEYS

## GEORGIA TECH HALL OF FAME

Name	Class	Inducted
Kenny Anderson	1991	2001
Nicholas George Azar	1928	1982
Drew Barry	1996	2010
Travis Best	1995	2006
Chris Bosh	2003	2018
Buddy Blemker	1959	1965
Jim Caldwell	1966	1976
Lenny Cohen	1957	1973
R.D. Craddock	1965	1965
Bobby Cremins, coach	1981-2000	2006
Bruce Dalrymple	1987	1994
Dave Denton	1960	1973
Melvin Dold	1951	1961
B.J. Elder	2005	2017
Duane Ferrell	1988	1995
Sid Goldin	1930	1984
Tom Hammonds	1989	1996
Matt Harpring	1998	2008
Tiny Hearn	1927	1956
Joe Helms	1956	1964
Lenny Horton	1980	1985
John C. Hyder, as a player	1937	1960
John C. Hyder, as a coach	1952-73	1983
Jarrett Jack	2005	2016
Bo Johnston	1938	1958
Alvin Jones	2001	2014
Bill Jordan	1938	1986
Pres Judy	1967	1974
Roger Kaiser	1961	1966
Joe Keener	1951	1974
Bobby Kimmel	1957	1963
Malcolm Mackey	1993	2005
Roy Mundorff, coach	1926-42	1968
Alan Nass	1963	1963
Ida Neal	1989	1995
Jim Nolan	1949	1962
Brian Oliver	1990	2000
Wesley Paxson	1944	1969
Frank Player	1928	1984
Mark Price	1986	1991
Terry Randall	1959	1970
Wayne Richards	1961	1980
Babe Roane	1924	1971
John Salley	1986	1991
Dennis Scott	1990	2001
Mickey Sermersheim	1951	1972
Pete Silas	1953	1959
Fletcher Sims (also football)	1937	1968
Jim Thorne	1971	1979
Pete Thorne	1968	1979
Mike Tomasovich	1964	1980
Teeter Umsted	1952	1962
Phil Wagner	1968	1973
Jim Wood	1977	1985
Rich Yunkus	1971	1971



The following six Georgia Tech basketball players have had their jersey numbers permanently retired. Banners recognizing them hang in the interior of McCamish Pavilion.

### #15 • Matt Harpring

Retired Feb. 25, 1998

- First-team all-American in 1998
- One of only two Tech players to earn first-team all-ACC honors three times
- Came within eight points of breaking the Tech career scoring record, finishing second with 2,225 points
- Also ranks second in career rebounds and among Tech's all-time leaders in virtually every statistical category
- Two-time Academic All-American

### #20 • Tom Hammonds

Retired March 1, 1989

- Third-team all-American in 1989
- Three-time all-ACC selection, including first-team honors in 1988 and 1989
- ACC Rookie of the Year in 1986
- Became the third player in Tech history to score 2,000 points and still ranks fifth in career scoring and rebounding
- Helped Tech to four straight NCAA Tournament appearances

### #21 • Roger Kaiser

Retired Feb. 27, 1961

- Georgia Tech's first all-American (1960) and one of only two consensus all-Americans (1961) in school history
- SEC Player of the Year in 1961
- Led Tech to its first NCAA Tournament
- Finished with Tech career records for points and scoring average

### #22 • John Salley

Retired March 2, 1986

- Second-team all-American in 1986
- Two-time all-ACC selection
- Finished with the Tech career record for blocked shots
- Along with Mark Price, helped the Jackets rise to national prominence

### #25 • Mark Price


Retired March 2, 1986

- Three-time all-American, including first-team honors in 1985
- Tech's first all-ACC first-team honoree and one of only two Jackets to be all-ACC three straight years
- ACC Rookie of the Year in 1983, when he led the league in scoring
- Finished his career as Tech's second-leading scorer and leader in assists and steals

### #40 • Rich Yunkus

Retired in 1971

- Tech's all-time leading scorer with 2,232 points in just three seasons
- Second-team all-America in 1971 and a third-team selection in 1970
- Averaged a school-record 30.1 points per game as a junior
- Three-time Academic All-American



Banners recognizing the considerable and legendary accomplishments of the following individuals also hang alongside those of the six players.

### Al Ciraldo

Voice of the Jackets

- Georgia Tech radio announcer for 43 years
- Called play-by-play for 1,030 basketball games from 1954-93
- Banner was raised on Feb. 14, 1998, three months after his death at the age of 76

### Bobby Cremins

Head Coach 1981-2000

- National Coach of the Year - 1985, 1990
- ACC Coach of the Year - 1983, 1985, 1996
- Led Tech to three ACC titles (1985, 1990, 1993) and one NCAA Final Four
- Coaching record at Georgia Tech - 354-237
- Banner was raised and the Alexander Memorial Coliseum court was named in his honor on March 8, 2003

### John "Whack" Hyder

Head Coach 1952-73

- Led Tech to its first NCAA Tournament appearance in 1960
- Led Tech to NIT appearances in 1970 and 1971, advancing to the finals in 1971
- Beat Kentucky teams ranked No. 1 three times in his career
- Coaching record at Georgia Tech - 292-271
- Banner was raised during the 2003-04 season



	BC	CL	DU	FS	LOU	MD	MIA	NC	NCST	ND	PITT	SYR	UVA	VT	WF
Year	H A T	H A T	H A T	H A T	H A T	H A T	H A T	H A T	H A T	H A T	H A T	H A T	H A T	H A T	H A T
1979-80	- - -	L L -	L L -	- - -	- - -	L L L	- - -	L L -	L L -	- - -	- - -	- - -	W L -	- - -	L L -
1980-81	- - -	L L -	L L -	- - -	- - -	L L -	- - -	L L -	L L -	- - -	- - -	- - -	L L L	- - -	L L -
1981-82	- - -	L L -	W L -	- - -	- - -	W W -	- - -	L L L	L L -	- - -	- - -	- - -	L L -	- - -	L L -
1982-83	- - -	W L -	W L -	- - -	- - -	W L W	- - -	L L -	L L -	- - -	- - -	- - -	L L L	- - -	W L -
1983-84	- - -	W L -	L W L	- - -	- - -	W L -	- - -	L L -	W L -	- - -	- - -	- - -	W L -	- - -	W L -
1984-85	- - -	L W -	W L W	- - -	- - -	W W -	- - -	W W W	L W -	- - -	- - -	- - -	W L W	- - -	W L -
1985-86	- - -	W W W	W L L	- - -	- - -	W W W	- - -	L L -	W W -	- - -	- - -	- - -	W W -	- - -	W W -
1986-87	- - -	L L -	W W -	- - -	- - -	W W -	- - -	L L -	W L -	- - -	- - -	- - -	L L L	- - -	W W -
1987-88	- - -	W L -	W L -	- - -	- - -	W W L	- - -	L L -	L W -	- - -	- - -	- - -	W L -	- - -	W W -
1988-89	- - -	W L -	W L -	- - -	- - -	W W -	- - -	W L L	L L -	- - -	- - -	- - -	W L -	- - -	W W -
1989-90	- - -	W L -	W L W	- - -	- - -	W W -	- - -	W L -	W W W	- - -	- - -	- - -	L L W	- - -	W W -
1990-91	- - -	W L -	L L -	- - -	- - -	W L -	- - -	L W -	L L L	- - -	- - -	- - -	W W -	- - -	W L -
1991-92	- - -	W L -	L L L	L L -	- - -	W W -	- - -	L L -	W W -	- - -	- - -	- - -	W W W	- - -	W L -
1992-93	- - -	W W W	W L W	L L -	- - -	W W -	- - -	L L W	W L -	- - -	- - -	- - -	W W -	- - -	L W -
1993-94	- - -	W L -	L L -	L L -	- - -	L W -	- - -	W W -	W L -	- - -	- - -	- - -	W L -	- - -	W L L
1994-95	- - -	W L -	W L -	W W -	- - -	W L -	- - -	L L -	W W -	- - -	- - -	- - -	L L L	- - -	W L -
1995-96	- - -	W L -	W W -	W W -	- - -	W L W	- - -	W W -	W W W	- - -	- - -	- - -	W W -	- - -	W L L
1996-97	- - -	L L -	L L -	W L -	- - -	L L -	- - -	L L -	W L L	- - -	- - -	- - -	W L -	- - -	L L -
1997-98	- - -	W L -	L L -	L W -	- - -	L L L	- - -	L L -	L L -	- - -	- - -	- - -	W W -	- - -	W W
1998-99	- - -	W L -	L L -	L W -	- - -	L L -	- - -	W L L	L L -	- - -	- - -	- - -	W W -	- - -	W L -
1999-00	- - -	W L -	L L -	W L L	- - -	W L -	- - -	L L -	W L -	- - -	- - -	- - -	W L -	- - -	L L -
2000-01	- - -	W W -	L L -	W L -	- - -	W L -	- - -	L L L	W L -	- - -	- - -	- - -	W W W	- - -	W L -
2001-02	- - -	L W -	L L -	W W -	- - -	L L -	- - -	W L -	W L -	- - -	- - -	- - -	L W -	- - -	W L L
2002-03	- - -	W L -	L L -	W L -	- - -	W L -	- - -	W L -	W L L	- - -	- - -	- - -	W W -	- - -	L L -
2003-04	- - -	W W -	L W L	W L -	- - -	W W -	- - -	W L W	L L -	- - -	- - -	- - -	W L -	- - -	L W -
2004-05	- - -	W W -	L L L	W W -	- - -	- L -	W W -	- L W	L L -	- - -	- - -	- - -	W - -	L - W	W L -
2005-06	W L -	L L -	L - -	- L -	- - -	L L L	L - -	- L -	W L -	- - -	- - -	- - -	- - -	- L -	W L -
2006-07	W - -	W L -	W L -	W W -	- - -	- L -	L -	W L -	W - -	- - -	- - -	- - -	- L -	L - -	W L L
2007-08	- W -	W L -	- L L	L - -	- - -	L - -	L L -	L - -	W -	- - -	- - -	- - -	L W W	W L -	W W -
2008-09	L L -	L L W	L - -	- L L	- - -	L L -	W - -	- L -	L L -	- - -	- - -	- - -	L - -	- L -	W L -
2009-10	W - -	W L -	W L L	L L -	- - -	- L W	L -	W W W	W - W	- - -	- - -	- - -	- L -	L - -	

## Third Time's the Charm

*In 2013-14, Boston College became the 10th ACC team that Georgia Tech has defeated three times in the same season - that is, both regular-season meetings and a game in the ACC Tournament.*

Boston College	2014
North Carolina	2010
Virginia	2001
NC State	1996
Virginia	1992
NC State	1990
Clemson	1986
Maryland	1986
North Carolina*	1985

*\*ACC Championship game*



# ACC TOURNAMENT HISTORY

## 1980 - Greensboro Coliseum, Greensboro, N.C.

#1 Maryland 51, #8 Georgia Tech 49 (ot)

## 1981 - Capital Centre, Landover, Md.

#1 Virginia 76, #8 Georgia Tech 47

## 1982 - Greensboro Coliseum, Greensboro, N.C.

#1 North Carolina 55, #8 Georgia Tech 39

## 1983 - The Omni, Atlanta, Ga.

#6 Georgia Tech 64, #3 Maryland 58  
#2 Virginia 96, Georgia Tech 67

## 1984 - Greensboro Coliseum, Greensboro, N.C.

#3 Duke 67, #6 Georgia Tech 63 (ot)

## 1985 - The Omni, Atlanta, Ga. (Champions)

#1 Georgia Tech 55, #8 Virginia 48  
Georgia Tech 75, #4 Duke 64  
Georgia Tech 57, #2 North Carolina 54

## 1986 - Greensboro Coliseum, Greensboro, N.C. (Runner-up)

#1 Georgia Tech 79, #8 Clemson 61  
Georgia Tech 64, #6 Maryland 62  
#1 Duke 68, Georgia Tech 67

## 1987 - Capital Centre, Landover, Md.

#4 Virginia 55, #5 Georgia Tech 54

## 1988 - Greensboro Coliseum, Greensboro, N.C.

#5 Maryland 84, #4 Georgia Tech 67

## 1989 - The Omni, Atlanta, Ga.

#4 North Carolina 77, #5 Georgia Tech 62

## 1990 - Charlotte Coliseum, Charlotte, N.C. (Champions)

#3 Georgia Tech 76, #6 NC State 67  
Georgia Tech 83, #2 Duke 72  
Georgia Tech 70, #5 Virginia 61

## 1991 - Charlotte Coliseum, Charlotte, N.C.

#4 NC State 82, #5 Georgia Tech 68

## 1992 - Charlotte Coliseum, Charlotte, N.C.

#4 Georgia Tech 68, #5 Virginia 56  
#1 Duke 89, Georgia Tech 76

## 1993 - Charlotte Coliseum, Charlotte, N.C. (Champions)

#6 Georgia Tech 69, #3 Duke 66  
Georgia Tech 69, #7 Clemson 61  
Georgia Tech 77, #1 North Carolina 75

## 1994 - Charlotte Coliseum, Charlotte, N.C.

#3 Wake Forest 74, #6 Georgia Tech 49

## 1995 - Greensboro Coliseum, Greensboro, N.C.

#4 Virginia 77, #5 Georgia Tech 67

## 1996 - Greensboro Coliseum, Greensboro, N.C. (Runner-up)

#1 Georgia Tech 88, #9 NC State 73  
Georgia Tech 84, #5 Maryland 79  
#2 Wake Forest 75, Georgia Tech 74

## 1997 - Greensboro Coliseum, Greensboro, N.C.

#8 NC State 60, #9 Georgia Tech 46

## 1998 - Greensboro Coliseum, Greensboro, N.C.

#3 Maryland 83, #6 Georgia Tech 65

## 1999 - Charlotte Coliseum, Charlotte, N.C.

#3 North Carolina 78, #6 Georgia Tech 49

## 2000 - Charlotte Coliseum, Charlotte, N.C.

#7 Florida State 63, #8 Georgia Tech 62

## 2001 - Georgia Dome, Atlanta, Ga.

#5 Georgia Tech 74, #4 Virginia 69  
#1 North Carolina 70, Georgia Tech 63

## 2002 - Charlotte Coliseum, Charlotte, N.C.

#3 Wake Forest 92, #6 Georgia Tech 83

## 2003 - Greensboro Coliseum, Greensboro, N.C.

#4 NC State 71, #5 Georgia Tech 65

## 2004 - Greensboro Coliseum, Greensboro, N.C.

#4 Georgia Tech 83, #5 North Carolina 82  
#1 Duke 85, Georgia Tech 71

## 2005 - MCI Center, Washington, D.C. (Runner-up)

#5 Georgia Tech 73, #4 Virginia Tech 54  
Georgia Tech 78, #1 North Carolina 75  
#3 Duke 69, Georgia Tech 64

## 2006 - Greensboro Coliseum, Greensboro, N.C.

#6 Maryland 84, #11 Georgia Tech 62

## 2007 - St. Pete Times Forum, Tampa, Fla.

#11 Wake Forest 114, #5 Georgia Tech 112 (2 ot)

## 2008 - Bobcats Arena, Charlotte, N.C.

#7 Georgia Tech 94, #10 Virginia 76  
#2 Duke 82, Georgia Tech 70

## 2009 - Georgia Dome, Atlanta, Ga.

#12 Georgia Tech 86, #5 Clemson 81  
#4 Florida State 64, Georgia Tech 62

## 2010 - Greensboro Coliseum, Greensboro, N.C.

#7 Georgia Tech 62, #10 North Carolina 58  
#7 Georgia Tech 69, #2 Maryland 64  
#7 Georgia Tech 64, #11 NC State 59  
#1 Duke 65, #7 Georgia Tech 61

## 2011 - Greensboro Coliseum, Greensboro, N.C.

#6 Virginia Tech 59, #11 Georgia Tech 43

## 2012 - Philips Arena, Atlanta, Ga.

#6 Miami 54, #11 Georgia Tech 36

## 2013 - Greensboro Coliseum, Greensboro, N.C.

#8 Boston College 84, #9 Georgia Tech 64

## 2014 - Greensboro Coliseum, Greensboro, N.C.

#11 Georgia Tech 73, #14 Boston College 70 (ot)  
#6 Clemson 69, #11 Georgia Tech 65 (ot)

## 2015 - Greensboro Coliseum, Greensboro, N.C.

#12 Boston College 66, #13 Georgia Tech 65

## 2016 - Verizon Center, Washington, D.C.

#10 Georgia Tech 88, #7 Clemson 85 (ot)  
#2 Virginia 72, #10 Georgia Tech 52

## 2017 - Barclays Center, Brooklyn, N.Y.

#14 Pittsburgh 61, #11 Georgia Tech 59

## 2018 - Barclays Center, Brooklyn, N.Y.

#12 Boston College 87, #13 Georgia Tech 77

## 2019 - Spectrum Center, Charlotte, N.C.

#15 Notre Dame 78, #10 Georgia Tech 71

## 2020 - Greensboro Coliseum, Greensboro, N.C.

*Georgia Tech did not participate (NCAA postseason ban)*

## ACC All-Tournament

1980	Brook Steppe, G (2nd)
1983	Mark Price, G (2nd)
1984	Mark Price, G (2nd)
1985	Mark Price, G (1st), Bruce Dairymple, G (1st), Yvon Joseph, C (2nd), John Salley, F (2nd)
1986	Duane Ferrell, F (1st), Mark Price, G (2nd), Tom Hammonds, F (2nd), John Salley, F (3rd)
1990	Brian Oliver, G (1st), Dennis Scott, F (1st), Kenny Anderson, G (1st), Malcolm Mackey, F (3rd)
1992	Malcolm Mackey, F (2nd)
1993	James Forrest, F (1st), Drew Barry, G (1st), Travis Best, G (2nd)
1996	Matt Harpring, F (1st), Stephon Marbury, G (1st)
2001	Alvin Jones, C (2nd)
2004	B.J. Elder, G (2nd)
2005	Will Bynum, G (1st), Jarrett Jack, G (2nd)
2009	Lewis Clinch, G (2nd)
2010	Derrick Favors, F (1st), Gani Lawal, F (2nd), Iman Shumpert, G (2nd)

## Everett Case Award\*

1985	Mark Price, G
1990	Brian Oliver, G
1993	James Forrest, F

\*ACC Tournament MVP

## Record by Site

Barclays Center, Brooklyn, N.Y.	0-2
Bobcats Arena/Spectrum Center, Charlotte, N.C.	1-2
Capital Centre, Landover, Md.	0-2
Charlotte (N.C.) Coliseum	7-6
Georgia Dome, Atlanta, Ga.	2-2
Greensboro (N.C.) Coliseum	9-17
The Omni, Atlanta, Ga.	4-2
Philips Arena, Atlanta, Ga.	0-1
St. Pete Times Forum, Tampa, Fla.	0-1
MCI/Verizon Center, Washington, D.C.	3-2

## Record by Seed

Seed (Yrs)	Record	Titles
No. 1 (2)	5-1	1
No. 2 (1)	2-1	0
No. 3 (1)	3-0	1
No. 4 (3)	2-3	0
No. 5 (7)	3-7	0
No. 6 (7)	4-7	1
No. 7 (2)	4-2	0
No. 8 (4)	0-4	0
No. 9 (2)	0-2	0
No. 10 (2)	1-2	0
No. 11 (4)	1-5	0
No. 12 (1)	1-1	0
No. 13 (2)	0-2	0

## Annual Regular Season Finishes

Year	Record	Finish	Tourney Seed	*Projection
1980	1-13	8th	8th	8th
1981	0-14	8th	8th	8th
1982	3-11	8th	8th	8th
1983	4-10	6th	6th	8th
1984	6-8	t-5th	6th	6th
1985	9-5	t-1st	1st	3rd
1986	11-3	2nd	2nd	2nd
1987	7-7	5th	5th	2nd
1988	8-6	4th	4th	3rd
1989	8-6	5th	5th	3rd
1990	8-6	t-3rd	3rd	5th
1991	6-8	t-5th	5th	4th
1992	8-8	t-4th	4th	4th
1993	8-8	6th	6th	4th
1994	7-9	6th	6th	3rd
1995	8-8	5th	5th	6th
1996	13-3	1st	1st	6th
1997	3-13	9th	9th	6th
1998	6-10	6th	6th	9th
1999	6-10	t-5th	6th	7th
2000	5-11	8th	8th	6th
2001	8-8	t-5th	5th	8th
2002	7-9	t-5th	6th	6th
2003	7-9	5th	5th	4th
2004	9-7	t-3rd	4th	7th
2005	8-8	t-4th	5th	3rd
2006	4-12	t-10th	11th	9th
2007	8-8	t-6th	6th	4th
2008	7-9	t-7th	7th	7th
2009	2-14	12th	12th	8th
2010	7-9	7th	7th	4th
2011	5-10	t-10th	11th	9th
2012	4-12	T9th	11th	10th
2013	6-12	T9th	9th	9th
2014	6-12	t-11th	11th	11th
2015	3-15	13th	13th	13th
2016	8-10	t-11th	10th	13th
2017	10-10	11th	11th	14th
2018	6-12	13th	13th	9th
2019	6-12	10th	10th	13th
2020	11-9	5th	n/a	12th

*!8 ACC wins vacated by the NCAA Committee on Infractions*

*\*Preseason Operation Basketball projection*



# ACC TOURNAMENT HISTORY

## ACC Tournament Progression Chart

Team	Years	1st Rd	2nd Rd	QF	SF	F	Total	Pct.	GT vs.
Duke	1954-2020	4-1	1-0	42-18	32-14	20-12	99-45	.688	3-7
North Carolina	1954-60, 1962-2020	1-1	2-1	45-13	35-15	18-17	101-47	.682	5-4
Notre Dame	2014-20	2-1	2-1	2-1	1-1	1-0	8-4	.667	0-1
NC State	1954-2020	9-6	4-2	33-22	17-18	10-7	73-55	.570	3-3
Miami	2005-2020	8-2	1-3	3-7	1-2	1-0	14-14	.500	0-1
Maryland	1954-90, 1992-2014	7-3	0-1	28-27	9-20	3-6	47-57	.452	4-4
Pittsburgh	2014-20	2-1	2-3	1-1	0-1	0-0	5-7	.417	0-1
Boston College	2006-20	6-5	1-2	2-5	1-1	0-1	10-13	.435	1-3
South Carolina	1954-1971	N/A	N/A	9-9	3-6	1-2	13-17	.433	--
<b>Georgia Tech</b>	<b>1980-2020</b>	<b>4-11</b>	<b>1-1</b>	<b>11-17</b>	<b>7-4</b>	<b>3-4</b>	<b>26-37</b>	<b>.413</b>	<b>--</b>
Wake Forest	1954-2020	3-10	0-1	26-28	10-17	4-6	43-62	.410	0-4
Florida State	1992-2020	8-5	2-2	4-16	3-1	1-2	18-26	.409	0-2
Virginia	1954-2020	4-5	0-0	25-35	9-16	3-6	41-62	.398	5-4
Louisville	2015-20	0-0	2-0	0-3	0-0	0-0	2-3	.400	--
Virginia Tech	2005-2020	4-4	2-2	3-6	0-3	0-0	9-15	.375	1-1
Clemson	1954-2020	3-12	2-3	13-37	2-11	0-2	20-65	.235	4-1
Syracuse	2014-20	1-0	2-1	0-2	0-0	0-0	3-4	.429	--

## Tournament Superlatives

### Individual by Tech

Points: 35, Will Bynum vs. North Carolina, 2005  
 Field goals: 13, James Forrest vs. Duke, 1993  
 Field goal attempts: 24, Dennis Scott vs. Duke, 1990  
 Field goal percentage: 1.000 (7-7), Alade Aminu vs. Wake Forest, 2007  
 3-point field goals: 6, Anthony Morrow vs. Virginia, 2008  
 3-point FG attempts: 15, Dennis Scott vs. N. Carolina, 1989  
 Free throws: 14, Mark Price vs. Duke, 1985  
 Free throw attempts: 14, Mark Price vs. Duke, 1985  
 Free throw percentage: 1.000 (14-14), Mark Price vs. Duke, 1985  
 Rebounds: 17, Luke Schenscher vs. North Carolina, 2004  
 Assists: 13, Drew Barry vs. Clemson, 1993  
 Turnovers: 9, Stu Lyons vs. Virginia, 1981  
 Blocked shots: 7, Matt Geiger vs. Virginia, 1992  
 Steals: 7, Jarrett Jack vs. NC State, 2003

### Team by Tech

Points: 112 vs. Wake Forest, 2007  
 Fewest points: 36 vs. Miami, 2012  
 Fewest points in a win: 55 vs. Virginia, 1985  
 Winning margin: 19 vs. Virginia Tech, 2005  
 Losing margin: 29 vs. Virginia, 1981 & 1983, North Carolina, 1991  
 Field goals: 40 vs. Wake Forest, 2007  
 Field goal attempts: 75 vs. Boston College, 2013  
 Field goal percentage: .579 (33-57) vs. Virginia, 2008  
 Lowest FG percentage: .296 (21-71) vs. Duke, 2005  
 Field goal percentage (tournament): .508 (60-118), 2008  
 3-point field goals: 13 vs. Virginia, 2008  
 3-point FG attempts: 33 vs. North Carolina, 2001  
 Free throws: 26 vs. Maryland, 1983  
 Free throw attempts: 35 vs. Maryland, 1983; Wake Forest, 2007  
 Free throw percentage: .885 (23-26) vs. North Carolina, 1993  
 Free throw percentage (tournament): .806 (25-31), 2008  
 Rebounds: 47 vs. North Carolina, 2005  
 Assists: 23 vs. Duke, 1993  
 Turnovers: 24 vs. Maryland, 1996  
 Fewest turnovers: 6 vs. Wake Forest, 1996  
 Blocked shots: 13 vs. Virginia, 1992  
 Steals: 14 vs. North Carolina, 1985

### Individual by Opponents

Points: 41, Olivier Hanlan, Boston College, 2013  
 Field goals: 14, Olivier Hanlan, Boston College, 2013  
 Field goal attempts: 23, Junior Burrough, Virginia, 1995  
 Field goal percentage: .833, (5-6) Kenny Smith, North Carolina, 1985  
 3-point field goals: 8, Olivier Hanlan, Boston College, 2013  
 3-point FG attempts: 12, Donald Williams, North Carolina, 1993; Chris Whitney, Clemson, 1993  
 Free throws: 14, Kyle Singler, Duke, 2010  
 Free throw attempts: 16, Kyle Singler, Duke, 2010  
 Free throw percentage: 1.000, Rashad McCants (10-10), North Carolina, 2004 (10-10); J.J. Redick (10-10), Duke, 2005  
 Rebounds: 22, Tim Duncan, Wake Forest, 1996  
 Assists: 10, Rudy Archer, Maryland, 1988; Sean Singletary, Virginia, 2008  
 Blocked Shots: 6, Tim Duncan, Wake Forest, 1994; Johnny Rhodes, Maryland, 1996; Josh Powell, NC State, 2003; Shelden Williams, Duke, 2005  
 Steals: 5, Jeff Jones, Virginia, 1981; Landon Milbourne, Maryland, 2010

### Team by Opponents

Points: 114 by Wake Forest, 2007  
 Fewest points: 48 by Virginia, 1985  
 Fewest points in a win: 51 by Maryland, 1980  
 Field goals: 34 by Wake Forest, 2007  
 Field goal attempts: 81 by Virginia, 1992  
 Field goal percentage: .642 (34-53) by Wake Forest, 2007  
 Lowest FG percentage: .247 (20-81) by Virginia, 1992  
 Lowest FG percentage (tournament): .375 (63-168), 2005  
 3-point field goals: 14 by Boston College, 2013  
 3-point field goal attempts: 24 by Boston College, 2013  
 3-point field goal percentage: .582 (14-24) by Boston College, 2013  
 Free throws: 33 by Virginia, 1983  
 Free throw attempts: 48 by Wake Forest, 2007  
 Free throw percentage: 1.000 (12-12) by North Carolina, 1985  
 Rebounds: 50 by Virginia, 2001  
 Assists: 22 by Wake Forest, 2007  
 Turnovers: 23 by Maryland, 1983  
 Blocked shots: 9 by Duke, 2005; Maryland, 2006  
 Steals: 16 by Virginia, 1981

### Best Career Totals

Minimum 4 games, 2 tournaments  
 Points: 162, Mark Price, 1983-86 (9 games)  
 Scoring average: 20.6, Dennis Scott, 1988-90 (6)  
 Field goals: 54, Mark Price, 1983-86 (9)  
 Field goal attempts: 132, Mark Price, 1983-86 (9)  
 Field goal percentage: .593 (35-59), Tom Hammonds, 1986-89 (6)  
 3-point field goals: 20, Tony Akins, 1999-2002 (5)  
 3-point FG attempts: 52, Tony Akins, 1999-2002 (5)  
 3-point FG percentage: .600 (9-15), Michael Maddox, 1995-96 (4)  
 Free throws: 46, Mark Price, 1983-86 (9)  
 Free throw attempts: 50, Mark Price, 1983-86 (9)  
 Free throw percentage: .920 (46-50), Mark Price, 1983-86 (9)  
 Rebounds: 89, Malcolm Mackey, 1990-93 (9)  
 Assists: 61, Drew Barry, 1993-96 (8)  
 Blocked shots: 18, John Salley, 1983-86 (9)  
 Steals: 23, Mark Price, 1983-86 (9)  
 Games played: 9, Malcolm Mackey, 1990-93; Mark Price, 1983-86; John Salley, 1983-86; Zachery Peacock, 2007-10

### Best Tournament Totals

Points: 80, James Forrest, 1993  
 Scoring average: 26.7, James Forrest, 1993  
 Field goals: 35, James Forrest, 1993  
 Field goal attempts: 55, Dennis Scott, 1990  
 Field goal percentage: .686 (35-51), James Forrest, 1993  
 3-point field goals: 10, Stephon Marbury, 1996  
 3-point FG attempts: 27, Dennis Scott, 1990  
 3-point FG percentage: .667, Michael Maddox (8-12), 1996; Anthony Morrow (8-12), 2008  
 Free throws: 20, Mark Price (20 att.), 1985  
 Free throw attempts: 27, Derrick Favors (18 made), 2010  
 Free throw percentage: 1.000 (20-20), Mark Price, 1985  
 Rebounds: 39, Derrick Favors, 2010  
 Assists: 27, Drew Barry, 1993  
 Blocked shots: 12, Derrick Favors, 2010  
 Steals: 11, Bruce Dalrymple, 1985

# NCAA TOURNAMENT HISTORY

## 1960 (1-1) - Mideast Region

Freedom Hall, Louisville, Ky.

1st round: Georgia Tech 57, Ohio University 54

2nd round: Ohio State 86, Georgia Tech 69

## 1985 (3-1) - East Region, No. 2 Seed

The Omni, Atlanta, Ga.

1st round: Georgia Tech 65, Mercer 58

2nd round: Georgia Tech 70, Syracuse 53

Providence Civic Center, Providence, R.I.

Regional Semifinal: Georgia Tech 61, Illinois 53

Regional Final: Georgetown 60, Georgia Tech 54

All-East Regional: Mark Price, John Salley, Bruce Dalrymple

## 1986 (2-1) - Southeast Region, No. 2 Seed

Assembly Center, Baton Rouge, La.

1st round: Georgia Tech 68, Marist 53

2nd round: Georgia Tech 66, Villanova 61

The Omni, Atlanta, Ga.

Regional Semifinal: Louisiana State 70, Georgia Tech 64

## 1987 (0-1) - Midwest Region, No. 7 Seed

Rosemont Horizon, Chicago, Ill.

1st round: Louisiana State 85, Georgia Tech 79

## 1988 (1-1) - East Region, No. 5 Seed

Civic Center, Hartford, Conn.

1st round: Georgia Tech 90, Iowa State 78

2nd round: Richmond 59, Georgia Tech 55

## 1989 (0-1) - Midwest Region, No. 6 Seed

Reunion Arena, Dallas, Texas

1st round: Texas 76, Georgia Tech 70

## 1990 (4-1) - Southeast Region, No. 4 Seed

Thompson-Boling Arena, Knoxville, Tenn.

1st round: Georgia Tech 99, East Tennessee St. 83

2nd round: Georgia Tech 94, Louisiana State 91

Superdome, New Orleans, La.

Regional Semifinal: Georgia Tech 81, Michigan State 80 (ot)

Regional Final: Georgia Tech 93, Minnesota 91

All-Southeast Regional: Kenny Anderson MVP, Dennis Scott

McNichols Arena, Denver, Colo.

National Semifinal: UNLV 90, Georgia Tech 81

All-Final Four: Dennis Scott

## 1991 (1-1) - Midwest Region, No. 8 Seed

University of Dayton Arena, Dayton, Ohio

1st round: Georgia Tech 87, DePaul 70

2nd round: Ohio State 65, Georgia Tech 61

## 1992 (2-1) - Midwest Region, No. 7 Seed

Bradley Center, Milwaukee, Wis.

1st round: Georgia Tech 65, Houston 60

2nd round: Georgia Tech 79, Southern California 78

Kemper Arena, Kansas City, Mo.

Regional Semifinal: Memphis State 83, Georgia Tech 79 (ot)

All-Midwest Regional: Jon Barry

## 1993 (0-1) - West Region, No. 4 Seed

McKale Center, Tucson, Ariz.

1st round: Southern 93, Georgia Tech 78

## NCAA Tournament Record:

**23-16**

NCAA Tournament Appearances: 16 (1960, 1985, 1986, 1987, 1988, 1989, 1990, 1991, 1992, 1993, 1996, 2001, 2004, 2005, 2007, 2010)

Most Consecutive NCAA Tournaments: 9, from 1985-93

Most Consecutive Post-Season Appearances: 11, from 1984-94

Sweet 16: 7 (1960, 1985, 1986, 1990, 1992, 1996, 2004)

Elite Eight: 3 (1985, 1990, 2004)

Final Four: 2 (1990, 2004)

## NCAA Tournament Record by Seed

No. 1: 0-0 No. 6: 0-1 (1989)

No. 2: 5-2 (1985, 1986) No. 7: 2-2 (1987, 1992)

No. 3: 7-2 (1996, 2004) No. 8: 1-2 (1991, 2001)

No. 4: 4-2 (1990, 1993) No. 10: 1-2 (2007, 2010)

No. 5: 2-2 (1988, 2005)

## NCAA Tournament Record by Region

East: 4-2 (1985, 1988)

Mideast: 1-1 (1960)

Southeast: 8-3 (1986, 1990, 1996)

Midwest: 9-7 (1987, 1989, 1991, 1992, 2004, 2007, 2010)

West: 1-3 (1993, 2001, 2005)

## 1996 (2-1) - Southeast Region, No. 3 Seed

Orlando Arena, Orlando, Fla.

1st round: Georgia Tech 90, Austin Peay 79

2nd round: Georgia Tech 103, Boston College 89

Rupp Arena, Lexington, Ky.

Regional Semifinal: Cincinnati 87, Georgia Tech 70

## 2001 (0-1) - West Region, No. 8 Seed

Cox Arena, San Diego, Calif.

1st round: St. Joseph's 66, Georgia Tech 62

## 2004 (5-1) - St. Louis Region, No. 3 Seed

Bradley Center, Milwaukee, Wis.

1st round: Georgia Tech 65, Northern Iowa 60

2nd round: Georgia Tech 57, Boston College 54

Edward Jones Dome, St. Louis, Mo.

Regional Semifinal: Georgia Tech 72, Nevada 67

Regional Final: Georgia Tech 79, Kansas 71 (ot)

All-St. Louis Regional: Jarrett Jack (MVP), Clarence Moore

Alamodome, San Antonio, Texas

National Semifinal: Georgia Tech 67, Oklahoma State 65

National Championship: Connecticut 82, Georgia Tech 73

All-Final Four: Will Bynum, Luke Schenscher

## 2005 (1-1) - Albuquerque Region, No. 5 Seed

Gaylord Entertainment Center, Nashville, Tenn.

1st round: Georgia Tech 80, George Washington 68

2nd round: Louisville 76, Georgia Tech 54

## 2007 (0-1) - Midwest Region, No. 10 Seed

United Center, Chicago, Ill.

1st round: UNLV 67, Georgia Tech 63

## 2010 (1-1) - Midwest Region, No. 10 Seed

Bradley Center, Milwaukee, Wis.

1st round: Georgia Tech 64, Oklahoma State 59

2nd round: Ohio State 75, Georgia Tech 66



# NCAA TOURNAMENT HISTORY

## Tournament Superlatives

### Individual by Tech

Points: 40, Dennis Scott vs. Minnesota, 1990  
 Field goals: 14, Dennis Scott vs. East Tennessee State, 1990  
 Field goal attempts: 32, Dennis Scott vs. LSU, 1990  
 Field goal percentage: .857 (6-7), Malcolm Mackey vs. Southern California, 1992  
 3-point field goals: 7, Dennis Scott vs. Minnesota and LSU, 1990  
 3-point FG attempts: 14, Dennis Scott vs. UNLV, 1990  
 3-point FG percentage: .857 (6-7), Stephon Marbury vs. Boston College, 1996  
 Free throws: 19, Tom Hammonds vs. Iowa State, 1988  
 Free throw attempts: 21, Tom Hammonds vs. Iowa State, 1988  
 Free throw percentage: 1.000, Roger Kaiser (11-11) vs. Ohio University, 1960  
 Rebounds: 19, Malcolm Mackey vs. Ohio State, 1991  
 Assists: 11, Drew Barry vs. Austin Peay, 1996  
 Blocked shots: 5, Michael Maddox vs. Austin Peay, 1996  
 Steals: 4, James Forrest vs. Memphis State, 1992; Stephon Marbury vs. Boston College, 1996; Jarrett Jack vs. Kansas, 2004

### Team by Tech

Points: 103 vs. Boston College, 1996  
 Fewest points: 54 vs. Georgetown, 1985; Louisville, 2005  
 Fewest points in win: 57 vs. Ohio University, 1960; Boston College, 2004  
 Largest victory margin: 17 vs. Syracuse, 1985  
 Largest losing margin: 22 vs. Louisville, 2005  
 Field goals: 39 vs. East Tennessee State, 1990  
 Field goal attempts: 81 vs. LSU, 1990  
 Field goal percentage: .625 (30-48) vs. Southern California, 1992  
 Lowest FG percentage: .333 (19-57) vs. Richmond, 1988  
 3-point field goals: 16 vs. Boston College, 1996  
 3-point FG attempts: 30 vs. Cincinnati, 1996  
 3-point FG percentage: .600 (6-10) vs. Iowa State, 1988  
 Free throws: 36 vs. Iowa State, 1988  
 Free throw attempts: 42 vs. Iowa State, 1988  
 Free throw percentage: .960 (24-25) vs. Oklahoma State, 2010  
 Rebounds: 52 vs. LSU, 1990  
 Assists: 27 vs. Southern California, 1992; Boston College, 1996  
 Turnovers: 23 vs. Southern, 1993  
 Blocked shots: 7 vs. Michigan State, 1990; Austin Peay, 1996  
 Steals: 11 vs. Illinois, 1985

### Individual by Opponent

Points: 35, Willie Burton, Minnesota, 1990  
 Field goals: 15, Willie Burton, Minnesota, 1990  
 Field goal attempts: 32, Laster Rhodes, Iowa State, 1988  
 Field goal percentage: 1.000 (4-4), Charles Outlaw, Houston, 1992  
 3-point field goals: 7, Darryl Joe, LSU, 1987  
 3-point FG attempts: 14, Anfernee Hardaway, Memphis State, 1992  
 3-point FG percentage: 1.000 (4-4), Chuck Murphy, DePaul, 1991  
 Free throws: 9, Shaquille O'Neal, LSU, 1990  
 Free throw attempts: 12, Peter Woolfolk, Richmond, 1988; Shaquille O'Neal, LSU, 1990; Anfernee Hardaway, Memphis State, 1992; Danya Abrams, Boston College, 1996  
 Free throw percentage: 1.000 (7-7), Jerv Vaughn Scales, Southern, 1993  
 Rebounds: 18, Perry Carter, Ohio State, 1991; Jerv Vaughn Scales, Southern, 1993  
 Assists: 11, Pearl Washington, Syracuse, 1985  
 Blocks: 5, Charles Outlaw, Houston, 1992  
 Steals: 5, Derrick Taylor, LSU, 1986; Leonard White, Southern, 1993

### Team by Opponents

Points: 93 by Southern, 1993  
 Fewest points: 53 by Syracuse and Illinois, 1985; Marist, 1986  
 Fewest points in a win: 59 by Richmond, 1988  
 Field goals: 39 by Minnesota, 1990  
 Field goal attempts: 81 by Southern, 1993  
 Field goal percentage: .546 (36-65) by Ohio State, 1960  
 Lowest FG percentage: .317 (19-60) by UNLV, 2007  
 3-point field goals: 11 by East Tennessee State, 1990  
 3-point FG attempts: 30 by UNLV, 2007  
 3-point FG percentage: .667 (10-15) by UNLV, 1990  
 Free throws: 25 by Connecticut, 2004  
 Free throw attempts: 39 by Connecticut, 2004  
 Free throw percentage: 1.000 (11-11) by Villanova, 1986  
 Rebounds: 54 by Ohio University, 1960  
 Assists: 23 by LSU, 1987  
 Turnovers: 19 by Marist, 1986; Illinois, 1985; Mercer, 1985  
 Blocks: 10 by LSU, 1990  
 Steals: 14 by Southern, 1993

### Best Career Totals

#### Minimum 4 games, 2 tournaments

Points: 207, Dennis Scott, 1988-90 (8 games)  
 Scoring average: 25.9, Dennis Scott, 1988-90 (8)  
 Field goals: 69, Dennis Scott, 1988-90 (8)  
 Field goal attempts: 157, Dennis Scott, 1988-90 (8)  
 Field goal percentage: .582 (32-55), Luke Schenscher, 2004-05 (8)  
 3-point field goals: 33, Dennis Scott, 1988-90 (8)  
 3-point FG attempts: 76, Dennis Scott, 1988-90 (8)  
 3-point FG percentage: .434 (33-76), Dennis Scott, 1988-90 (8)  
 Free throws: 44, Brian Oliver, 1987-90 (9)  
 Free throw attempts: 57, Brian Oliver, 1987-90 (9)  
 Free throw percentage: .841 (37-44), Jarrett Jack, 2004-05 (8)  
 Rebounds: 68, Malcolm Mackey, 1990-93 (11)  
 Rebound average: 8.8, James Forrest, 1992-94 (4)  
 Assists: 38, Jarrett Jack, 2004-05 (8)  
 Blocks: 12, John Salley, 1985-86 (7)  
 Steals: 15, Jarrett Jack, 2004-05 (8)  
 Games played: 11, Malcolm Mackey, 1990-93

## NIT Record: 110-8

### 1970 (1-1 • Quarterfinals)

Madison Square Garden, New York, N.Y.  
 1st round: Georgia Tech 78, Duquesne 68  
 Quarterfinals: St. John's 56, Georgia Tech 55

### 1971 (3-1 • Runner-up)

Madison Square Garden, New York, N.Y.  
 1st round: Georgia Tech 70, LaSalle 67  
 Quarterfinals: Georgia Tech 78, Michigan 70  
 Semifinals: Georgia Tech 76, St. Bonaventure 71 (2 ot)  
 Finals: North Carolina 84, Georgia Tech 64

### 1984 (0-1)

Cassell Coliseum, Blacksburg, Va.  
 1st round: Virginia Tech 77, Georgia Tech 74

### 1994 (0-1)

Knickerbocker Arena, Albany, N.Y.  
 1st round: Siena 74, Georgia Tech 69

### 1998 (2-1 • Quarterfinals)

Alexander Memorial Coliseum, Atlanta, Ga.  
 1st round: Georgia Tech 88, Seton Hall 78  
 2nd round: Georgia Tech 80, Georgetown 79 (ot)  
 Quarterfinals: Penn State 75, Georgia Tech 70

### 1999 (0-1)

McArthur Court, Eugene, Ore.  
 1st round: Oregon 67, Georgia Tech 64

### 2003 (2-1 • Quarterfinals)

Alexander Memorial Coliseum, Atlanta, Ga.  
 1st round: Georgia Tech 72, Ohio State 58  
 Carver-Hawkeye Arena, Iowa City, Iowa  
 2nd round: Georgia Tech 79, Iowa 78  
 United Spirit Arena, Lubbock, Texas  
 Quarterfinals: Texas Tech 80, Georgia Tech 72

### 2016 (2-1 • Quarterfinals)

McCamish Pavilion, Atlanta, Ga.  
 1st round: Georgia Tech 81, Houston 62  
 Colonial Life Arena, Columbia, S.C.  
 2nd round: Georgia Tech 83, South Carolina 66  
 Viejas Arena, San Diego, Calif.  
 Quarterfinals: San Diego State, Georgia Tech 56

### 2017 (10-0)

McCamish Pavilion, Atlanta, Ga.  
 1st round: Georgia Tech 75, Indiana 63  
 2nd round: Georgia Tech 71, Belmont 57  
 The Pavilion, Oxford, Miss.  
 Quarterfinals: Georgia Tech 74, Mississippi 66  
 Madison Square Garden, New York, N.Y.  
 Semifinals: Georgia Tech 76, CSU Bakersfield 61  
 Finals: TCU 88, Georgia Tech 56

*!Georgia Tech's appearance in the 2017 NIT was later vacated by the NCAA's Committee on Infractions.*

# NCAA TOURNAMENT HISTORY

## 1960 (1-1) • Midwest Region

**Freedom Hall, Louisville, Ky.**

**1st round: Georgia Tech 57, Ohio Univ. 54**

Ohio University, an upset winner over Notre Dame in the first round, jumped to a 19-6 lead at the 10:26 mark of the first half and still led by 12 points with 13 minutes left in the game. Eighth-ranked Tech, which had received a first-round bye, used its full-court pressure defense to get back in the game, taking the lead at 49-48 on a pair of free throws by Roger Kaiser with 4:55 left. Kaiser, who led Tech with 25 points, scored 16 of the Jackets' final 23 points, including several critical free throws, as Tech survived, 57-54, and advanced to the Elite Eight.

**2nd round: Ohio State 86, Georgia Tech 69**

Ohio State, featuring future NBA stars Jerry Lucas and John Havlicek, had compiled a 22-3 record and a No. 2 national ranking. The matchup with Tech was a contrast in styles between the Buckeyes' whirlwind pace and the more deliberate pace of the Jackets. Ohio State led 41-35 at the half and threatened to run away in the second half, but Tech, though physically overmatched, stayed within striking distance, trailing 66-56 with 8:53 to play, before the eventual national champions pulled away for the 86-69 victory.

## 1985 (3-1) • East Region

**The Omni, Atlanta, Ga.**

**1st round: Georgia Tech 65, Mercer 58**

Yvon Joseph led all scorers with 19 points and nine rebounds and Bruce Dalrymple had a double-double with 13 points and 11 boards as Georgia Tech defeated Mercer, 65-58, in the Yellow Jackets' first NCAA Tournament game in a quarter of a century. Tech saw an 18-point lead crumble to just six points with 1:35 to play before Mark Price, who finished with 14 points, delivered the clinching basket with a layup with just 27 seconds left.

**2nd round: Georgia Tech 70, Syracuse 53**

Mark Price scored 18 points and Bruce Dalrymple delivered his second straight double-doubles with 10 points and 10 rebounds as Georgia Tech knocked off Syracuse, 70-53, to advance to the Sweet 16. Tech held Syracuse to just 39.6 percent shooting from the field and outrebounded the Orangemen 38-24.

**Providence Civic Center, Providence, R.I.**

**Regional Semifinal: Georgia Tech 61, Illinois 53**

Mark Price connected on nine of 12 field goal attempts for 20 points to lead Georgia Tech over Illinois, 61-53, and into the Final Eight for the first time in school history. Tech built a 52-37 lead with 7:02 left in the game, but Doug Altenberger kept Illinois in the game with 24 points. He scored 10 unanswered points to cut the Tech lead to 55-51 before fouling out with 1:34 to play.

**Regional Final: Georgetown 60, Georgia Tech 54**

Top-seeded Georgetown ended Tech's Cinderella season with a 60-54 victory in the East Regional Final. All-America center Patrick Ewing scored 14 points and had four rebounds despite playing just 25 minutes due to foul trouble, while Bill Martin and Reggie Williams each had 12 points for the Hoyas. The bigger, more physical Hoyas outrebounded Tech 32-23 and harassed the Jackets into shooting just 40 percent from the field, including an uncharacteristic 3-for-16 performance by Mark Price. John Salley led Tech with 15 points and five rebounds while Bruce Dalrymple added 13.

**All-East Regional:** Mark Price, John Salley, Bruce Dalrymple

## 1986 (2-1) • Southeast Region

**Assembly Center, Baton Rouge, La.**

**1st round: Georgia Tech 68, Marist 53**

Mark Price scored 20 points to lead Georgia Tech to a 68-53 victory over No. 15-seed Marist in the first round of the NCAA Tournament. After the Red Foxes had gone ahead 36-35 with 15:35 to play, Price responded with three straight long range jumpers during a 5-for-6 second half. Rik Smits led Marist with 22 points, but he picked up his fourth foul with 14:33 to go. Tech's John Salley completed a three-point play for a 40-38 lead that the Jackets would not relinquish.


**2nd round: Georgia Tech 66, Villanova 61**

Sixth-ranked Georgia Tech managed just one field goal during the final 12 minutes of the game but hung on for a 66-61 victory over defending national champion Villanova. Tech led by as many as 18 points in the second half, and Duane's Ferrell's tip-in of a missed shot at 12:01 put the Jackets ahead, 54-40, but that was Tech's last basket until John Salley's short jumper with just 1:44 left. After Ferrell's tip, Villanova whittled away at the Tech lead, pulling within 59-57 with 2:26 left before the basket by Salley, who finished with 14 points and 11 rebounds. Mark Price led Tech with 20 points, including 10-12 from the free throw line, and Ferrell added 14 points and eight rebounds.

**The Omni, Atlanta, Ga.**

**Regional Semifinal: LSU 70, Georgia Tech 64**

LSU's Don Redden (27) and Derrick Taylor (23) combined for 50 points as the Tigers made their final eight field goals to pull away from Georgia Tech, 70-64. Tech appeared to have seized the momentum, taking a 56-52 lead with 6:19, to play, but Taylor tied the score with a driving layup, followed by a 19-foot jumper. Redden hit a crucial 21-footer with 4:05 left to put LSU ahead 60-58, and then his layup with 2:36 to play capped a 10-2 run that put the Tigers up 62-58. From there, Tech was forced to foul but managed only two more field goals. Mark Price led Tech with 20 points, and the Jackets shot 58 percent from the field to LSU's 41 percent, but 17 turnovers negated the good shooting as Tech attempted only 48 field goals.



## 1987 (0-1) • Midwest Region

**Rosemont Horizon, Chicago, Ill.**

**1st round: LSU 85, Georgia Tech 79**

Darryl Joe scored a game-high 28 points to lead LSU to a 85-79 victory over Georgia Tech. The Tigers used a 14-2 run in the first half to build a 14-point lead with 13:48 left in the half. Tech spent the rest of the game trying to close the 20-6 deficit, but came up short in the end. Tom Hammonds led the Jackets with 24 points while Duane Ferrell added 17.

## 1988 (1-1) • East Region

**Civic Center, Hartford, Conn.**

**1st round: Georgia Tech 90, Iowa State 78**

Tom Hammonds scored a career-high 33 points and Dennis Scott added 23 to lead No. 5 seed Georgia Tech to a 90-78 victory over Iowa State. The Cyclones led 41-38 at halftime, and the game was tied at 72 with 4:50 left to play, but the Jackets scored nine straight points and finished the game with an 18-6 run. Tech hit 36 of 42 free throw attempts, including Hammonds' school record 19 free throws on 21 tries. Meanwhile, Iowa State was cold from the floor in the second half, hitting just 16-42, including 0-12 from three-point range.

**2nd round: Richmond 59, Georgia Tech 55**

Led by Peter Woolfolk's 27 points, 13th-seeded Richmond upset Georgia Tech, 59-55. The Spiders held Tech to 18 points in the first half and led the entire game, but the Jackets had a chance at the end. Dennis Scott nailed a three-pointer with 35 seconds to play to cut the Spiders' lead to 57-55, but Benji Taylor hit two free throws to seal the victory. Richmond, which had stunned fourth-seeded Indiana in the first round, held the Jackets to 33 percent shooting from the floor and limited Tech's high-scoring duo of Tom Hammonds and Duane Ferrell to a combined 17 points. Scott and Brian Oliver led Tech with 15 points apiece.



# NCAA TOURNAMENT HISTORY

## 1989 (0-1) • Midwest Region

Reunion Arena, Dallas, Texas

**1st round: Texas 76, Georgia Tech 70**

Eleventh-seeded Texas, making its first NCAA appearance in a decade under first-year head coach Tom Penders, knocked off No. 6 seed Georgia Tech, 76-70. The Longhorns, who entered the tournament as the nation's fourth-highest scoring team, were held almost 20 points below their average but led the entire game. Travis Mays (23 points), Joey Wright (17), Alvin Heggs (17) and Lance Blanks (13) scored all but six of the Texas' points. Brian Oliver led the Jackets with 24 points.

## 1990 (4-1) • Southeast Region


Thompson-Boling Arena, Knoxville, Tenn.

**1st round: Georgia Tech 99, ETSU 83**

Dennis Scott poured in 36 points as Georgia Tech opened its run to the Final Four with a 99-83 victory over East Tennessee State. Tech scored on eight of their first nine possessions, connected on 16 of their first 19 shots and raced into halftime with a 49-24 lead. Scott scored 17 of his 36 points in the first 10 minutes. Kenny Anderson had 21 points for the Yellow Jackets while Brian Oliver added 13.

**2nd round: Georgia Tech 94, LSU 91**

Dennis Scott scored 30 points, including two free throws with seven seconds left, to lift Tech to a 94-91 victory over LSU. The Yellow Jackets advanced to the Sweet 16 despite a combined 40 points, 29 rebounds and eight blocked shots, from LSU seven-footers Shaquille O'Neal and Stanley Roberts. The Jackets missed 15 of their first 19 shots and fell behind 22-5, but Tech managed to cut the deficit to just 41-40 at the half. The teams traded leads throughout the second half until Kenny Anderson's basket with 1:35 put the Jackets ahead 92-91. LSU held for a final shot, but Maurice Williamson's drive to basket came up empty, and Scott's free throws sealed the outcome.



Superdome, New Orleans, La.

**Regional Semifinal: Georgia Tech 81, Michigan State 80 (ot)**

Kenny Anderson's controversial 20-foot jumper at the buzzer tied the game and Dennis Scott hit the game winner with a 12-foot hook shot with seven seconds remaining in overtime as Georgia Tech knocked off top-seeded Michigan State, 81-80. With the Spartans leading 75-73, Steve Smith missed the front end of a one-and-one with five seconds left, and Anderson, who finished with 31 points, took the rebound and raced down the court. The basket was originally called a three, but he was just inside the arc at the top of the key, forcing the overtime.

**Regional Final: Georgia Tech 93, Minnesota 91**

Dennis Scott poured in 40 points to lead Georgia Tech over Minnesota, 93-91, and into the NCAA Final Four for the first time. Kenny Anderson had 30 points and Brian Oliver added 19 as "Lethal Weapon 3" produced 89 of the Jackets' 93 points. Tech rallied from a 12-point deficit late in the first half to trail just 49-47 at the intermission. The Jackets built a five-point advantage early in the second half, but the teams traded leads until Oliver put Tech ahead for good at 84-83 with a pair of free throws with 3:50 left. Minnesota had a chance to tie or win the game when Anderson missed the front end of a one-and-one with six seconds left, but Kevin Lynch's three-point attempt was no good.

**FINAL FOUR - McNichols Arena, Denver, Colo.**

**National Semifinal: UNLV 90, Georgia Tech 81**

Georgia Tech's magical run through the NCAA Tournament came to an end at the hands of UNLV, 90-81, in the national semifinals. Tech led 53-46 at halftime, but a three-pointer by Anderson Hunt put UNLV on top 56-54 with 16:23 to play and the Rebels held off the Jackets the rest of the way. UNLV's pressure defense held Tech without a field goal during the first six minutes of the second half. Dennis Scott scored game-high 29 points, while Brian Oliver scored 24, and Kenny Anderson finished with 16 points and eight assists.

**All-Southeast Regional:** Kenny Anderson MVP, Dennis Scott

**All-Final Four:** Dennis Scott

## 1991 (1-1) • Midwest Region

University of Dayton Arena, Dayton, Ohio

**1st round: Georgia Tech 87, DePaul 70**

Kenny Anderson had 31 points, five assists, and four rebounds to lead No. 8 seed Georgia Tech over DePaul, 87-70. Jon Barry added 22 points while Malcom Mackey scored 12 with eight rebounds. Tech shot 58.6 percent from the field to 43.5 percent for the Blue Demons.

**2nd round: Ohio State 65, Georgia Tech 61**

Perry Carter had 19 points and 18 rebounds and Jimmy Jackson contributed 16 points, eight rebounds and eight assists for top-seeded Ohio State. Kenny Anderson led Tech with 25 points, but made only eight of his 28 field goal attempts, and Malcolm Mackey was the only other Tech player in double figures with 10 points and a career-high 19 rebounds. Tech shot 37.5 percent from the field but still had a chance at the end. The Buckeyes, who made just two field goals in the final nine minutes, led 58-56 when Anderson hit a free throw with 32.4 seconds left, but he missed the second and Tech was forced to foul. Ohio State made seven of eight free throws in the final 30 seconds.



# NCAA TOURNAMENT HISTORY

## 1992 (2-1) • Midwest Region

**Bradley Center, Milwaukee, Wis.**

**1st round: Georgia Tech 65, Houston 60**

Trailing 58-54 with four minutes to play, Georgia Tech finished the game with an 11-2 run to secure a 65-60 victory over Houston. Tech held the Southwest Conference champions to 35.4 percent shooting from the field while Jon Barry paced the Jackets with 17 points.

**2nd round: Georgia Tech 79, Southern Cal 78**

James Forrest's desperation three-pointer at the buzzer gave the Yellow Jackets 79-78 victory over No. 2 seeded Southern Cal. USC's Rodney Chatman drove the baseline past Forrest for a basket with just 2.2 seconds that put the Trojans ahead by two. Matt Geiger's inbound pass from under the basket, intended for Jon Barry, was tipped away, and with just 0.8 seconds on the clock, Geiger inbounded from midcourt to Forrest near the sideline, and the Tech freshman threw in the first three-pointer of his career from about 25 feet. All five Tech starters scored in double figures, led by 20 from Barry and 16 each from Malcom Mackey and Travis Best.

**Kemper Arena, Kansas City, Mo.**

**Regional Semifinal: Memphis State 83, Georgia Tech 79 (ot)**

Georgia Tech made its fourth Sweet 16 appearance in eight years, but six Memphis State free throws in overtime sealed a 83-79 victory for the Tigers. Tech led 74-72 with 17.2 seconds left in regulation when Matt Geiger missed the front end of a one-and-one. Memphis State's Billy Smith hit the tying basket with 9.3 seconds left, and the Tigers outscored the Jackets 9-5 in the overtime to advance. Tech was led by 29 points from Jon Barry while James Forrest added 16 points and 11 rebounds.

All-Midwest Regional: Jon Barry

## 1993 (0-1) • West Region

**McKale Center, Tucson, Ariz.**

**1st round: Southern 93, Georgia Tech 78**

Just five days after a stunning run through the Atlantic Coast Conference tournament, No. 4 seed Georgia Tech was upset in the first round of the NCAA Tournament by Southern, 93-78. Tech led by as many as 15 points in the first half and still led 44-39 at the half, but the Jaguars, who led the nation with a 97.9 scoring average, scored the first six points of the second half and took their first lead, 45-44, with 18:50 remaining. A three-pointer by Darius Mimms with 12:33 to play gave Southern the lead for good at 64-61. Jerv Vaughn Scales paced Southern with 27 points and 18 rebounds. Malcolm Mackey led Tech with 27 points and James Forrest added 24 points, but the Jackets committed 23 turnovers, 16 in the second half.



## 1996 (2-1) • Southeast Region

**Orlando Arena, Orlando, Fla.**

**1st round: Georgia Tech 90, Austin Peay 79**

Matt Harpring scored 27 points and grabbed 10 rebounds to lead third-seeded Georgia Tech to a 90-79 victory over No. 14 seed Austin Peay. Both teams shot better than 60 percent in the first half, which ended with Tech leading just 51-47. The Jackets opened the second half with a 9-2 run to build an 11-point lead and remained hot from the floor, connecting on 56.7 percent. Four Tech starters were in double figures as Stephon Marbury and Eddie Elisma scored 17 points each, and Mike Maddox had 16. Drew Barry contributed nine points and 11 assists.

**2nd round: Georgia Tech 103, Boston College 89**

Stephon Marbury poured in a career-high 29 points, hitting 10-for-12 from the field including 6-for-7 from three point range, to lead Georgia Tech over Boston College, 103-89, and into the Sweet Sixteen. Marbury also tied his career high with nine assists and had four steals and no turnovers. He led a balanced scoring attack that featured all five starters in double figures, including 20 points by Matt Harpring. The Jackets shot a season-high 61 percent from the field and set an NCAA Southeast Region record and tied the school record with 16 three-pointers en route to their highest scoring output in an NCAA Tournament game.

**Rupp Arena, Lexington, Ky.**

**Regional Semifinal: Cincinnati 87, Georgia Tech 70**

With six players scoring in double figures and an effective defense that held the Yellow Jackets to just 36.9 percent shooting, No. 2 seed Cincinnati eliminated Georgia Tech, 87-70. Cincinnati, which outrebounded Tech 45-34, was led by the interior play of Danny Fortson (12 points, 16 rebounds) and Art Long (12-8). Stephon Marbury led the Jackets with 15 points while Matt Harpring and Michael Maddox had 13 points each.

## 2001 (0-1) • West Region

**Cox Arena, San Diego, Calif.**

**1st round: St. Joseph's 66, Georgia Tech 62**

After trailing by 18 points early in the second half, eighth-seeded Georgia Tech rallied to pull within three in the final two minutes before falling to No. 9 seed and 23rd-ranked St. Joseph's, 66-62. Tony Akins' two free throws pulled Tech within 63-60 with 1:12 to play, and then the Hawks missed the front end of one-and-one attempts by Damian Reid and Jameer Nelson. But Yellow Jackets came up short on two scoring chances as Tony Akins' shot spun out of the basket and Alvin Jones missed an alley-oop dunk, although both players appeared to be fouled. Nelson hit two foul shots to keep St. Joe's ahead 65-60 with 29.7 seconds left. Akins led Tech with 16 points, including 7-of-7 free throws, and Darryl LaBarrie tied his career-best with 15 points. Jones finished with eight points and 10 rebounds after being held scoreless in the first half. Marvin O'Connor led the Hawks with 21 points, and Nelson added 13. St. Joe's took a 56-28 lead early in the second half before Tech scored 15 of the next 17 points to get within 48-43 with 11:47 remaining.



# NCAA TOURNAMENT HISTORY



## 2004 (5-1) • St. Louis Region

**Bradley Center, Milwaukee, Wis.**

**1st round: Georgia Tech 65, Northern Iowa 60**

B.J. Elder hit a pivotal jumper with just 1:06 left on the clock to seal the win as Georgia Tech outlasted Northern Iowa in the first round of the NCAA Tournament. Tech, the No. 3 seed, started off strong, leading by as many as 17 before taking a 12-point lead into halftime. The Panthers started the second half with an impressive 15-2 run to lead by one. Elder answered with a jumper with 15:47 remaining in the game to give Tech the lead, which the Jackets would hold for the remainder of the game.

**2nd round: Georgia Tech 57, Boston College 54**

Jarrett Jack made a key steal and dunk in the final six seconds of the game as Georgia Tech advanced to the Sweet 16. The Jackets jumped out to an 11-point lead in the second half before a Boston College run put the Eagles ahead by one. Jack made two free throws to put Tech ahead by with only 25 seconds remaining, then stole an inbounds pass and drove the length of the floor for the game-clinching dunk.

**Edward Jones Dome, St. Louis, Mo.**

**Regional Semifinal: Georgia Tech 72, Nevada 67**

Following an injury to Tech's leading scorer B.J. Elder just two minutes into the game, senior Marvin Lewis had one of the best games of his career, scoring 23 points and pulling down five rebounds against the Wolf Pack to keep Tech's NCAA run alive. With just over 65 seconds remaining in the game, Will Bynum drove the baseline for a layup to give Tech the lead for good at 69-67 and lift Georgia Tech to the regional finals for just the third time in school history.

**Regional Final: Georgia Tech 79, Kansas 71 (ot)**

After Will Bynum hit a three-pointer to break a 71-71 tie in overtime, Jarrett Jack went 4-for-4 from the line in the final 47 seconds to finish with a career-high 29 points and lead Georgia Tech to its first appearance in the Final Four since the 1990 season. Luke Schenscher scored 15 points and Clarence Moore tied a season high with 14 of his own in the contest.

**FINAL FOUR - Alamodome, San Antonio, Texas**

**National Semifinal: Georgia Tech 67, Oklahoma State 65**

Will Bynum drove to the basket around a screen by Luke Schenscher to score on a layup with 1.5 seconds remaining, lifting Georgia Tech past Oklahoma State after the Cowboys had rallied from a six-point deficit in the final four minutes to tie the game at 65. Bynum finished the game with 11 points and scored the game-winner for Tech for the third straight game. Schenscher scored 19 points (with 12 rebounds) to lead four Yellow Jackets in double figures, including 15 from senior Marvin Lewis, who canned five three-pointers in the first half.

**National Championship:**

**Connecticut 82, Georgia Tech 73**

Connecticut left no chance for a Georgia Tech miracle in the national championship game, building a 41-26 halftime lead and expanding the margin to as many as 25 before the Yellow Jackets got hot in the final 10 minutes. Tech shot 29.4 percent in the first half and made just 4 of 11 free throws to dig itself a hole from which it could not recover. Emeka Okafor scored 24 points with 15 rebounds for the Huskies, and Ben Gordon added 21. Will Bynum led the Jackets with 17 points off the bench.

**All-St. Louis Regional: Jarrett Jack (MVP), Clarence Moore**

**All-Final Four: Will Bynum, Luke Schenscher**

## 2005 (1-1) • Albuquerque Region

**Gaylord Entertainment Center, Nashville, Tenn.**

**1st round: Georgia Tech 80, George Washington 68**

Jarrett Jack led Tech with 20 points (six rebounds, six assists, 7-9 FG). Will Bynum scored 17, and B.J. Elder added 15, giving Tech's starting guards 52 of the Yellow Jackets' points in the game. Anthony McHenry added 10, his third double-figure game in seven NCAA Tournament contests. Tech shot 50 percent from the floor, going on a 12-0 second-half spurt to put the game away. The Jackets made 17 of 22 free throws and seven three-point shots.

**2nd round: Louisville 76, Georgia Tech 54**

Louisville employed an active zone defense to stifle Tech offensively, and hit eight of its first nine shots on offense to quickly build a double-digit lead. Led by Francisco Garcia, who hit three triples and scored 18 first-half points, the Cardinals led by 15 at the break. Tech, behind Luke Schenscher (13 points), whittled its deficit to nine points (52-43) with 9:43 remaining, but Taquan Dean canned three triples on consecutive possessions to open the Louisville lead back to 20 points. The Cardinals shot 52 percent for the game and made 10 three-point shots.

## 2007 (0-1) • Midwest Region

**United Center, Chicago, Ill.**

**1st round: UNLV 67, Georgia Tech 63**

UNLV made six three-point shots in the first half to take a seven-point lead into intermission, then withstood a second-half rally by Tech to capture the victory in the first meeting between the two teams since the 1990 national semifinals. The Runnin' Rebels prevailed despite making just 31.7 percent of their shots from the floor, but held Tech's leading scorers, freshmen Javaris Crittenton and Thaddeus Young, to eight points each. Anthony Morrow and Alade Aminu led the Jackets with 11 apiece.

## 2010 (1-1) • Midwest Region

**Bradley Center, Milwaukee, Wis.**

**1st round: Georgia Tech 64, Oklahoma State 59**

Gani Lawal scored 14 points, Derrick Favors came within a rebound of a double-double and the Yellow Jackets scored their last 13 points at the line 7th-seeded Oklahoma State 64-59 in the first meeting between the two teams since the 2004 national semifinals in San Antonio, Texas. James Anderson, the nation's third-leading scorer, was just 3 of 12 for 11 points. Held without a field goal the last 8 minutes of the game, Georgia Tech got it done at the line with Favors, Iman Shumpert and Maurice Miller going 6 of 6 in the last two minutes. Georgia Tech finished 24 of 25 from the line.

**2nd round: Ohio State 75, Georgia Tech 66**

Evan Turner came within an assist and a rebound of his third triple-double of the season, lifting Ohio State to a 75-66 victory. Turner, a leading candidate to add national player of the year to his Big Ten honors, finished with a game-high 24 points. ACC Freshman of the Year Derrick Favors, who played just 5 minutes in the first half after picking up two quick fouls, keyed an 11-0 run that cut Ohio State's lead to 65-61 with 1:47 to play. Turner made two free throws, Lighty converted both of his after an intentional foul and the Yellow Jackets (23-13) never threatened again.

# REGULAR-SEASON EVENTS

**2019 ACC-BIG TEN CHALLENGE**  
**McCamish Pavilion, Atlanta, Ga.**  
Georgia Tech 73, Nebraska 56

**2019 DIAMOND HEAD CLASSIC**  
**Stan Sheriff Center, Honolulu, Hawai'i**  
Georgia Tech 74, Boise State 60  
Houston 70, Georgia Tech 59  
Georgia Tech 70, Hawai'i 53  
All-Tournament: Moses Wright

**2018 MIAMI HOOPHALL INVITATIONAL**  
**American Airlines Arena, Miami, Fla.**  
St. John's 76, Georgia Tech 73

**2018 ACC-BIG TEN CHALLENGE**  
**Welsh-Ryan Arena, Evanston, Ill.**  
Northwestern 67, Georgia Tech 61

**2017 ACC-BIG TEN CHALLENGE**  
**McCamish Pavilion, Atlanta, Ga.**  
Georgia Tech 52, Northwestern 51

**2016 ACC-BIG TEN CHALLENGE**  
**Bryce Jordan Center, State College, Pa.**  
Penn State 67, Georgia Tech 60

**2015 NIT PRE-SEASON TIPOFF**  
**McCamish Pavilion, Atlanta, Ga.**  
Georgia Tech 107, Green Bay 77  
East Tennessee State 69, Georgia Tech 68  
**Barclays Center, Brooklyn, N.Y.**  
Georgia Tech 83, Arkansas 73  
Villanova 69, Georgia Tech 52  
All-Tournament: Charles Mitchell

**2014 ORLANDO CLASSIC**  
**HP Pavilion, Lake Buena Vista, Fla.**  
Marquette 72, Georgia Tech 70  
Georgia Tech 61, Rider 54  
Georgia Tech 64, Rhode Island 61

**2014 ACC-BIG TEN CHALLENGE**  
**Welsh-Ryan Arena, Evanston, Ill.**  
Georgia Tech 66, Northwestern 58

**2013 BARCLAYS CENTER CLASSIC**  
**Barclays Center, Brooklyn, N.Y.**  
Mississippi 77, Georgia Tech 67  
St. John's 69, Georgia Tech 58

**2013 ACC-BIG TEN CHALLENGE**  
**McCamish Pavilion, Atlanta, Ga.**  
Georgia Tech 67, Illinois 64

**2012 DIRECTV CLASSIC**  
**Anaheim (Calif.) Convention Center**  
Georgia Tech 54, Rice 36  
California 68, Georgia Tech 57  
Georgia Tech 65, Saint Mary's 56

**2012 ACC-BIG TEN CHALLENGE**  
**Assembly Hall, Champaign, Ill.**  
Illinois 75, Georgia Tech 62

**2011 CHARLESTON CLASSIC**  
**TD Arena, Charleston, S.C.**  
Saint Joseph's 66, Georgia Tech 53  
Georgia Tech 73, VCU 60  
LSU 59, Georgia Tech 50

**2011 ACC-BIG TEN CHALLENGE**  
**Philips Arena, Atlanta, Ga.**  
Northwestern 76, Georgia Tech 60

**2010 LEGENDS CLASSIC**  
**Alexander Memorial Coliseum, Atlanta, Ga.**  
Georgia Tech 78, Albany 51  
Georgia Tech 77, Niagara 51  
**Boardwalk Hall, Atlantic City, N.J.**  
Georgia Tech 71, UTEP 61  
Syracuse 80, Georgia Tech 76  
All-Classic: Brian Oliver

**2010 ACC-BIG TEN CHALLENGE**  
**Welsh-Ryan Arena, Evanston, Ill.**  
Northwestern 91, Georgia Tech 71

**2010 PUERTO RICO TIP-OFF**  
**Coliseo de Puerto Rico, San Juan, P.R.**  
Dayton 63, Georgia Tech 59  
Georgia Tech 70, George Mason 62  
Georgia Tech 85, Boston University 67

**2008 ACC-BIG TEN CHALLENGE**  
**Alexander Memorial Coliseum, Atlanta, Ga.**  
Penn State 85, Georgia Tech 83

**2007 PARADISE JAM**  
**St. Thomas, U.S. Virgin Islands**  
Georgia Tech 79, Charlotte 77  
Winthrop 79, Georgia Tech 73  
Georgia Tech 70, Notre Dame 69  
All-Tournament: Jeremis Smith

**2007 ACC-BIG TEN CHALLENGE**  
**Assembly Hall, Bloomington, Ind.**  
Indiana 83, Georgia Tech 79

**2006 EA SPORTS MAUI INVITATIONAL**  
**Lahaina Civic Center, Lahaina, Maui**  
Georgia Tech 79, Purdue 61  
Georgia Tech 92, Memphis 85  
UCLA 88, Georgia Tech 73  
All-Tournament: Lewis Clinch

**2006 ACC-BIG TEN CHALLENGE**  
**Alexander Memorial Coliseum, Atlanta, Ga.**  
Georgia Tech 77, Penn State 73

**2005 ACC-BIG TEN CHALLENGE**  
**Beslin Center, East Lansing, Mich.**  
Michigan State 88, Georgia Tech 86

**2004 CHICK-FIL-A PEACH BOWL CLASSIC**  
**Philips Arena, Atlanta, Ga.**  
Georgia Tech 64, Air Force 42

**2004 ACC-BIG TEN CHALLENGE**  
**Alexander Memorial Coliseum, Atlanta, Ga.**  
Georgia Tech 99, Michigan 68

**2003 PRESEASON NIT**  
Georgia Tech 79, Louisiana-Lafayette 45 (home)  
Georgia Tech 75, Hofstra 56 (home)  
Georgia Tech 77, Connecticut 61 (semis\*)  
Georgia Tech 85, Texas Tech 65 (finals\*)  
All-Tournament: Isma'il Muhammad (MVP), B.J. Elder, Jarrett Jack  
*\*at Madison Square Garden*

**2003 CHICK-FIL-A PEACH BOWL CLASSIC**  
**Philips Arena, Atlanta, Ga.**  
Georgia Tech 75, Saint Louis 62

**2003 ACC-BIG TEN CHALLENGE**  
**Value City Arena, Columbus, Ohio**  
Georgia Tech 73, Ohio State 53

**2002 CHICK-FIL-A PEACH BOWL CLASSIC**  
**Philips Arena, Atlanta, Ga.**  
Tennessee 70, Georgia Tech 69

**2002 ACC-BIG TEN CHALLENGE**  
**Williams Arena, Minneapolis, Minn.**  
Minnesota 64, Georgia Tech 63

**2001 CHICK-FIL-A PEACH BOWL CLASSIC**  
**Philips Arena, Atlanta, Ga.**  
Georgia Tech 96, Syracuse 80

**2001 ACC-BIG TEN CHALLENGE**  
**Alexander Memorial Coliseum**  
Georgia Tech 62, Wisconsin 61

**2001 LAS VEGAS INVITATIONAL**  
**Valley High School, Las Vegas, Nev.**  
Georgia Tech 70, Eastern Illinois 65  
Illinois 105, Georgia Tech 66  
Saint Louis 67, Georgia Tech 54

**2000 ACC-BIG TEN CHALLENGE**  
**Carver-Hawkeye Arena, Iowa City, Iowa**  
Iowa 85, Georgia Tech 67

**2000 WOODEN CLASSIC**  
**Arrowhead Pond, Anaheim, Calif.**  
Georgia Tech 72, UCLA 67

**2000 DELTA AIR LINES HOLIDAY CLASSIC**  
**Philips Arena, Atlanta, Ga.**  
Georgia Tech 86, Kentucky 84

**2000 STANFORD INVITATIONAL**  
**Maples Pavilion, Stanford, Calif.**  
Georgia Tech 78, Idaho State 56  
Stanford 80, Georgia Tech 66  
All-Tournament: Alvin Jones, Shaun Fein

**1999 GREAT ALASKA SHOOTOUT**  
**Sullivan Arena, Anchorage, Alaska**  
Georgia Tech 100, Grambling State 88  
Georgia Tech 82, Washington 65  
Kansas 84, Georgia Tech 70 (finals)  
All-Tournament: Jason Collier, Alvin Jones

**1999 ACC-BIG TEN CHALLENGE**  
**Philips Arena, Atlanta, Ga.**  
Michigan 80, Georgia Tech 77

**1999 DELTA AIR LINES HOLIDAY CLASSIC**  
**Philips Arena, Atlanta, Ga.**  
Stanford 64, Georgia Tech 61 (ot)

**1998 HOLIDAY FESTIVAL**  
**Madison Square Garden, New York, N.Y.**  
Hofstra 62, Georgia Tech 41  
Georgia Tech 72, Iona 65 (3rd)

**1998 BIG ISLAND INVITATIONAL**  
**Afook-Chinen Civic Auditorium, Hilo, Hawaii**  
Georgia Tech 65, New Orleans 63 (ot)  
Georgia Tech 58, West Virginia 53  
Washington 76, Georgia Tech 60  
All-Tournament: Alvin Jones, Jason Floyd

**1998 DELTA AIR LINES HOLIDAY CLASSIC**  
**Georgia Dome, Atlanta, Ga.**  
Kentucky 80, Georgia Tech 39

**1997 PUERTO RICO SHOOTOUT**  
**Eugenio Guerra Sports Complex, Bayamon, P.R.**  
Georgia Tech 62, Alabama 60  
Georgia Tech 77, St. John's 65  
Georgia Tech 73, Louisville 69  
All-Tournament: Matt Harpring (MVP), Michael Maddox, Dion Glover

**1997 DELTA AIR LINES HOLIDAY CLASSIC**  
**Georgia Dome, Atlanta, Ga.**  
Georgia Tech 94, Louisville 86  
MVP: Dion Glover

**1996 DELTA AIR LINES HOLIDAY CLASSIC**  
**Georgia Dome, Atlanta, Ga.**  
Kentucky 88, Georgia Tech 59

**1996 HOLIDAY FESTIVAL**  
**Madison Square Garden, New York, N.Y.**  
Georgia Tech 58, Hofstra 47  
St. John's 67, Georgia Tech 55 (finals)  
All-Tournament: Gary Saunders

**1995 PRESEASON NIT**  
Georgia Tech 87, Manhattan 67\*  
Georgia Tech 83, Oklahoma 72\*  
Georgetown 94, Georgia Tech 72 (semis#)  
Georgia Tech 77, Michigan 61 (3rd#)  
*\*Georgia Dome, #Madison Square Garden*

**1995 CABLE CAR CLASSIC**  
**San Jose (Calif.) Arena**  
Bradley 84, Georgia Tech 82  
Santa Clara 71, Georgia Tech 66  
All-Tournament: Stephon Marbury

**1995 JEEP-EAGLE CLASSIC**  
**Georgia Dome, Atlanta, Ga.**  
Georgia Tech 88, Louisville 77  
MVP: Matt Harpring

**1995 JIMMY V CLASSIC**  
**Brendan Byrne Arena, East Rutherford, N.J.**  
Massachusetts 75, Georgia Tech 67

**1994 RAINBOW CLASSIC**  
**Special Events Center, Honolulu, Hawaii**  
Cincinnati 69, Georgia Tech 66  
Georgia Tech 89, Oklahoma 85  
Duke 75, Georgia Tech 68

**1994 KUPPENHEIMER CLASSIC**  
**Georgia Dome, Atlanta, Ga.**  
Louisville 77, Georgia Tech 72  
All-Tournament: Travis Best

**1993 HOLIDAY FESTIVAL**  
**Madison Square Garden, New York, N.Y.**  
Georgia Tech 57, Temple 51  
Georgia Tech 71, St. John's 69 (Finals)  
All-Tournament: Marlice Moore (MVP)

**1993 KUPPENHEIMER CLASSIC**  
**Georgia Dome, Atlanta, Ga.**  
Georgia Tech 86, Vanderbilt 77 (ot)  
All-Tournament: James Forrest, Travis Best

**1993 HALL OF FAME TIP-OFF CLASSIC**  
**Springfield, Mass.**  
Michigan 80, Georgia Tech 70

**1992 KUPPENHEIMER CLASSIC**  
**Georgia Dome, Atlanta, Ga.**  
Georgia Tech 87, Louisville 85  
All-Tournament: James Forrest (MVP), Malcolm Mackey

**1991 PRESEASON NIT**  
Georgia Tech 93, James Madison 69 (home)  
Georgia Tech 84, Colorado State 67 (home)  
Georgia Tech 120, Texas 107 (semis\*)  
Oklahoma St. 78, Georgia Tech 71 (finals\*)  
All-Tournament: Malcolm Mackey, Matt Geiger  
*\*at Madison Square Garden*

**1991 ACC-BIG EAST CHALLENGE**  
**The Omni, Atlanta, Ga.**  
Georgia Tech 80, Villanova 59

**1991 KUPPENHEIMER CLASSIC**  
**The Omni, Atlanta, Ga.**  
Georgia Tech 81, Kentucky 80  
All-Classic: Jon Barry (MVP), Malcolm Mackey

**1990 SUGAR BOWL TOURNAMENT**  
**New Orleans, La.**  
Georgia Tech 95, Tulane 83  
Georgia Tech 99, Villanova 87  
All-Tournament: Kenny Anderson (MVP), Malcolm Mackey, Jon Barry

**1990 KUPPENHEIMER CLASSIC**  
**The Omni, Atlanta, Ga.**  
Georgia Tech 135, Loyola Marymount 94  
All-Tournament: Kenny Anderson (MVP), Jon Barry

**1990 ACC-BIG EAST CHALLENGE**  
**Capital Centre, Landover, Md.**  
St. John's 73, Georgia Tech 72 (ot)

**1989 KUPPENHEIMER CLASSIC**  
**The Omni, Atlanta, Ga.**  
Georgia Tech 98, Morehead State 76  
Georgia Tech 111, Pittsburgh 92  
All-Tournament: Kenny Anderson (MVP), Dennis Scott, Brian Oliver

**1989 ACC-BIG EAST CHALLENGE**  
**Hartford (Conn.) Civic Center**  
Georgia Tech 93, Pittsburgh 92

**1988 RAINBOW CLASSIC**  
**Blaisdell Center, Honolulu, Hawaii**  
Georgia Tech 87, Houston 78  
Illinois 80, Georgia Tech 75  
Georgia Tech 72, Purdue 69  
All-Tournament: Dennis Scott, Tom Hammonds

**1987 PRE-SEASON NIT**  
Georgia Tech 114, Alcorn State 71 (home)  
Florida 80, Georgia Tech 69 (at Florida)

**1987 COTTON STATES CLASSIC**  
**The Omni, Atlanta, Ga.**  
Georgia Tech 90, William & Mary 59  
Georgia Tech 83, Auburn 72  
All-Tournament: Duane Ferrell, Tom Hammonds



# REGULAR-SEASON EVENTS

## Tournament Tote Board

Event	App.	W-L	Titles	Last
ACC-Big East Challenge	3	2-1	-	1991
ACC-Big Ten Challenge	19	8-11	-	2020
All-College Tournament	2	2-4	-	1956
Barclays Center Classic	1	0-2	-	2013
Big Island Classic	1	2-1	-	1998
Bruin Classic	2	1-4	-	1969
Cotton States Classic#	4	8-0	4	1989
Diamond Head Classic	1	2-1	-	2019
DirecTV (Anaheim) Classic	1	2-1	-	2012
Gator Bowl	7	7-8	2	1985
Hall of Fame/Tip-Off Classic	2	0-2	-	1993
Chick-fil-A Peach Bowl Classic for Kids*	15	10-5	7	2004
Holiday Festival	4	5-3	1	1998
Legends Classic	1	3-1	-	2010
Maryland Invitational	3	2-4	-	1977
Maui Invitational	1	2-1	-	2006
Miami Hoophall Invitational	1	0-1	-	2019
NIT Season Tip-Off (formerly Pre-season NIT)	5	13-5	1	2015
North-South Doubleheader	8	4-12	-	1977
Orlando Classic	1	2-1	-	2014
Paradise Jam	1	2-1	-	2007
Poinsettia Tournament	2	2-2	-	1975
Puerto Rico Tip-Off	2	5-1	1	2010
Queen City Tournament	2	3-3	-	1955
Rainbow Classic	3	6-3	1	1994
Sugar Bowl	2	2-2	1	1990
Sun Bowl	2	0-4	-	1981

\*One day doubleheader was formerly known as the Delta Air Lines Holiday Classic for Kids, Jeep Eagle Classic and Kuppenheimer Classic

#Known as the Kuppenheimer Classic in 1989.

### 1986 CENTRAL FIDELITY HOLIDAY CLASSIC

Robins Center, Richmond, Va.

Georgia Tech 67, Stanford 65

Richmond 67, Georgia Tech 62 (ot)

MVP: Duane Ferrell

### 1986 SUNTORY BALL

Tokyo, Japan

Georgia Tech 65, Boston College 62 (ot)

Georgia Tech 63, SMU 54

All-Tournament: Tom Hammonds (MVP), Duane Ferrell, Bruce Dalrymple

### 1986 HOLIDAY FESTIVAL

Madison Square Garden, New York, N.Y.

Georgia Tech 79, Rutgers 61

St. John's 62, Georgia Tech 53

All-Tournament: Duane Ferrell

### 1985 COTTON STATES CLASSIC

The Omni, Atlanta, Ga.

Georgia Tech 90, Texas 55

Georgia Tech 82, Navy 64

All-Tournament: Mark Price (MVP), Duane Ferrell, John Salley, Bruce Dalrymple

### 1985 GATOR BOWL CLASSIC

Jacksonville, Fla.

Georgia Tech 83, Texas A&M 58

Georgia Tech 72, Jacksonville 53

All-Tournament: Mark Price (MVP), John Salley, Tom Hammonds, Bruce Dalrymple

### 1985 HALL OF FAME TIP-OFF CLASSIC

Springfield, Mass.

Michigan 49, Georgia Tech 44

### 1984 RAINBOW CLASSIC

Blaisdell Center, Honolulu, Hawaii

Georgia Tech 72, Arkansas 52

Georgia Tech 65, Washington 58

Georgia Tech 70, Maryland 69

All-Tournament: Mark Price (MVP), Bruce Dalrymple

### 1983 COTTON STATES CLASSIC

The Omni, Atlanta, Ga.

Georgia Tech 66, Nebraska 49

Georgia Tech 57, Alabama 54

All-Tournament: Mark Price (MVP), Bruce Dalrymple, Yvon Joseph

### 1983 CASABA CLUB CLASSIC

Spanos Center, Stockton, Calif.

Georgia Tech 67, Pepperdine 56

Georgia Tech 73, Central Michigan 71

All-Tournament: Yvon Joseph (MVP), Bruce Dalrymple

### 1981 SUN BOWL TOURNAMENT

El Paso, Texas

UTEP 73, Georgia Tech 44

Oklahoma State 59, Georgia Tech 57

### 1980 GATOR BOWL TOURNAMENT

Jacksonville, Fla.

Purdue 53, Georgia Tech 45

Jacksonville 64, Georgia Tech 41

### 1979 ROANOKE TIMES & WORLD

NEWS HOLIDAY CLASSIC

Roanoke (Va.) Civic Center

Georgia Tech 83, Alabama 59

Virginia Tech 67, Georgia Tech 62

All-Tournament: Brook Stepp (MVP), Lenny Horton

### 1978 PILLSBURY CLASSIC

Minneapolis, Minn.

Georgia Tech 83, Brigham Young 81

Minnesota 57, Georgia Tech 56

All-Tournament: Sammy Drummer, Tico Brown

### 1977 MARYLAND INVITATIONAL

Cole Field House, College Park, Md.

Georgia Tech 73, St. John's 67

Maryland 65, Georgia Tech 63

### 1977 DAYTON INVITATIONAL

Dayton, Ohio

Georgia Tech 64, Oregon 57

Dayton 65, Georgia Tech 63

### 1977 NORTH-SOUTH DOUBLEHEADER

Charlotte, N.C.

North Carolina 97, Georgia Tech 74

NC State 81, Georgia Tech 71

### 1976 MARSHALL INVITATIONAL

Huntington, W.Va.

Idaho State 88, Georgia Tech 72

Georgia Tech 80, Columbia 79

### 1976 NORTH-SOUTH DOUBLEHEADER

Charlotte, N.C.

North Carolina 79, Georgia Tech 74

Georgia Tech 78, NC State 67

### 1975 POINSETTIA TOURNAMENT

Greenville, S.C.

Georgia Tech 98, Furman 81

Rutgers 94, Georgia Tech 87

### 1975 KENTUCKY INVITATIONAL

Memorial Coliseum, Lexington, Ky.

Kentucky 66, Georgia Tech 64

Arizona State 85, Georgia Tech 70

### 1975 NORTH-SOUTH DOUBLEHEADER

Charlotte, N.C.

NC State 101, Georgia Tech 66

North Carolina 111, Georgia Tech 81

### 1974 MARYLAND INVITATIONAL

College Park, Md.

Maryland 105, Georgia Tech 67

Georgia Tech 70, St. Bonaventure 61 (ot)

### 1974 NORTH-SOUTH DOUBLEHEADER

Charlotte, N.C.

NC State 98, Georgia Tech 54

North Carolina 108, Georgia Tech 70

### 1973 OLD DOMINION TOURNAMENT

Norfolk, Va.

Baylor 108, Georgia Tech 80

Yale 101, Georgia Tech 95

### 1973 NORTH-SOUTH DOUBLEHEADER

Charlotte, N.C.

North Carolina 107, Georgia Tech 72

NC State 118, Georgia Tech 94

### 1972 MARYLAND INVITATIONAL

Cole Field House, College Park, Md.

Maryland 90, Georgia Tech 55

Bowling Green 102, Georgia Tech 87

### 1972 NORTH-SOUTH DOUBLEHEADER

Charlotte, N.C.

NC State 87, Georgia Tech 70

North Carolina 118, Georgia Tech 73

### 1971 CHARLOTTE INVITATIONAL

Charlotte, N.C.

Davidson 91, Georgia Tech 66

Rutgers 91, Georgia Tech 64

### 1971 NORTH-SOUTH DOUBLEHEADER

Charlotte, N.C.

North Carolina 87, Georgia Tech 58

Georgia Tech 73, NC State 66

### 1970 NORTH-SOUTH DOUBLEHEADER

Charlotte, N.C.

Georgia Tech 89, NC State 77

Georgia Tech 104, North Carolina 95

### 1970 GATOR BOWL TOURNAMENT

Jacksonville, Fla.

Georgia Tech 69, Florida 58

St. Bonaventure 70, Georgia Tech 68

### 1969 BRUIN CLASSIC

Pauley Pavilion, Los Angeles, Calif.

UCLA 121, Georgia Tech 90

Indiana 87, Georgia Tech 65

### 1968 SUN BOWL TOURNAMENT

El Paso, Texas

UTEP 75, Georgia Tech 71

Oklahoma City 59, Georgia Tech 57

### 1967 CHICAGO CLASSIC

Chicago, Ill.

Illinois 65, Georgia Tech 54

Loyola 96, Georgia Tech 71

### 1966 BRUIN CLASSIC

Pauley Pavilion, Los Angeles, Calif.

Georgia Tech 101, Michigan 70

UCLA 91, Georgia Tech 72

Illinois 83, Georgia Tech 71

### 1965 HURRICANE CLASSIC

Miami, Fla.

Louisville 54, Georgia Tech 48

Georgia Tech 83, Boston College 40

### 1964 SUGAR BOWL TOURNAMENT

New Orleans, La.

Louisville 77, Georgia Tech 71

Texas Tech 95, Georgia Tech 90

### 1963 MILWAUKEE CLASSIC

Milwaukee, Wis.

Georgia Tech 84, Marquette 83

Wisconsin 104, Georgia Tech 84

### 1962 GATOR BOWL TOURNAMENT

Jacksonville, Fla.

Georgia Tech 73, Virginia Tech 72 (ot)

Georgia Tech 73, Florida 61

### 1961 POINSETTIA TOURNAMENT

Greenville, S.C.

Georgia Tech 72, Furman 65

Arkansas 72, Georgia Tech 42

### 1960 GATOR BOWL TOURNAMENT

Jacksonville, Fla.

Georgia Tech 54, Georgia 51

Navy 63, Georgia Tech 60

### 1960 BLUEGRASS TOURNAMENT

Louisville, Ky.

Louisville 74, Georgia Tech 65

Utah State 67, Georgia Tech 62

### 1957 MOTOR CITY CLASSIC

Detroit, Mich.

Georgia Tech 67, Marquette 58

Georgia Tech 70, Detroit 66

### 1956 ALL COLLEGE TOURNAMENT

Oklahoma City, Okla.

Marquette 102, Georgia Tech 78

Georgia Tech 75, Idaho State 72

Georgia Tech 79, Texas Tech 66

### 1955 QUEEN CITY TOURNAMENT

Buffalo, N.Y.

Georgia Tech 65, Westminster 56

Georgia Tech 86, Canisius 82

Xavier 92, Georgia Tech 67

### 1954 QUEEN CITY TOURNAMENT

Buffalo, N.Y.

Georgia Tech 72, Idaho State 69 (ot)

Canisius 70, Georgia Tech 56

Georgetown 68, Georgia Tech 62

### 1953 GATOR BOWL TOURNAMENT

Jacksonville, Fla.

Georgia 66, Georgia Tech 64

Georgia Teachers College 101, Georgia Tech 80

Florida 63, Georgia Tech 59

### 1952 GATOR BOWL TOURNAMENT

Jacksonville, Fla.

Florida 68, Georgia Tech 60

Georgia Tech 71, Georgia 54

### 1951 CAROLINA INVITATIONAL

Charlotte, N.C.

South Carolina 78, Georgia Tech 63

Georgia Tech 79, Auburn 62

Georgia Tech 78, Davidson 60

### 1949 DIXIE CLASSIC

Reynolds Coliseum, Raleigh, N.C.

Georgia Tech 64, Wake Forest 57

NC State 57, Georgia Tech 34

Georgia Tech 63, West Virginia 48

### 1947 ALL-COLLEGE TOURNAMENT

Oklahoma City, Okla.

Texas 54, Georgia Tech 45

Rice 43, Georgia Tech 42

Hamline 52, Georgia Tech 35

# TECH LETTERWINNERS

## A

Abel, Nelson	1944
Akers, Lane	1954-56
Akins, Anthony J.	1999-01
Akins, Terry E.	1968-69
Allen, Harry B.	1973-74; 75-76
Allgood, William L.	1977-78
Alston, Brandon C.	2018-19
Alvarado, Jose	2018-19-20
Aminu, A. Alade	2006-07-08-09
Anderson, Gene	1952-53
Anderson, J.C.	1947-48-49-50
Anderson, Kenneth	1990-91
Anderson, L.F.	1937-38-39
Anderson, Marvin E.	1954-55
Anderson, Tysor D.	2007-08-09
Andrews, Jay (mgr.)	1995-96-97
Arnold, John W.	1965
Austin, Michael B.	1951-52-53
Azar, Nicholas	1926-27-28

## B

Babul, Jonathan R.	1997-99-00-01
Baker, Avril (mgr.)	1988-89
Bailey, B.	1909
Balasis, Roderick A.	1991-92-93-94
Banks II, James A.	2019-20
Barbic, Yann	1994
Barnes, Darryl	1990, 92-93-94
Barron, Carter	1926
Barry, Drew W.	1993-94-95-96
Barry, Jon A.	1991-92
Bell, D'Andre B.	2006-07-08-10
Bergman, Herb	1947-48
Best, Travis E.	1992-93-94-95
Bills, Jack	1909-10
Binns, Duane	1972
Binns, William	1948
Blackwell, Hoyte	1940-41-42
Blemker, Berrien B.	1948-49-50-51
Blemker, Ray	1957-58-59
Boisvert, David R.	1988
Bolden, Christopher J.	2013-15
Bolton, Roger P.	1954
Bosh, Christopher W.	2003
Bostick, H.C.	1909
Bottorf, Michael B.	1974-75-76
Boulware, Burtz	1935-36-37
Bowling, Tom	1967
Boyce, Michael (mgr.)	2005-06
Royd, Coleman	2020
Bradford, Maurice	1982-83
Brennan, Bryan V.	1995-96-97
Brewster, Jimmy	1922
Brittain, Maurice D.	1989
Brizendine, Robert E.	1966-67-68
Broadway, Niko	2020
Brooks, Robert A.	2001-04
Brown, Bruce J.	1972
Brown, Karl J.	1989-90
Brown, Mark (mgr.)	1984-85-86
Brown, Jonathan W.	2018
Brown, Tico M.	1977-78-79
Broyles, Frank	1943-44-45, 47
Bryan, Morris	1932
Bullard, Ralph	1928
Burdell, George P.	1956-57-58
Burden, Preston (mgr.)	2006-07-08
Burton, Richard E.	1968
Butzky, Charles B. (mgr.)	1964
Byrd, Anthony	1982-83-84
Bynum, William	2004-05

## C

Cage, Gary B., Jr.	2006-08-09
Caldwell, James W.	1963-64-65
Caldwell, Robert G.	1964-65-66
Campbell, Preston W.	1973-74-75
Cappetta, Steven (mgr.)	2009
Carroll, Jess M.	1955-56-57
Carroll, Pat (mgr.)	1987
Carter, Jr., Robert L.	2013-14
Cassidy, Omar A.	1997
Cassidy, Matthew D.	2008
Center, Dave	1933
Cheney, Walter M. (mgr.)	1974-75
Clark, David W.	1966-67-68
Clinch, E. Lewis	2006-07-08-09
Cline, William S.	1950-51-52
Cohen, Leonard R.	1955-56-57
Cohen, William	1953-54-55-56
Cole, Evan A.	2018-19-20
Cole, Michael D.	1979-81-82
Coleman, W.B.	1909
Collier, Dick	1944-45-47
Collier, Jason J.	1999-00
Collier, Jeffrey R.	1973
Connerly, Duffy (mgr.)	1984-85
Coogler, Justin (mgr.)	2010
Copeland, Arthur	1947
Cox, Demarco A.	2015
Crabb, Michael (mgr.)	1957
Cradock, Robert D.	1963-64-65
Craig, Derek D.	2009-11-12
Crake, Eric	1952-53
Crawford, Henry	1934-35-36
Cray, Andy (mgr.)	2007
Crittendon, Javaris C.	2007
Crosby, David	1941
Culbreth, Albert W.	1998
Cullen, Matt (mgr.)	1971-72
Currie, Rigdon (mgr.)	1950-51
Cushman, H.	1914

## D

Dalrymple, Henry V.	1984-85-86-87
Daugherty, Michael R.	1974
Davis, Bob	1944-45-46
Davis, Robert C.	1973-75
Davis, Tyler A.	2005
Dawson, V.S.	1909
Delong, George, Jr. (mgr.)	1963

Dennicke, Skinny	1922
Denton, David R.	1958-59-60
Devoe, Michael J.	2019-20
Dews, Robert W.	1959-60
Diaw, Papa S.	2006-07
Dickey, Ra'Sean M.	2005-06-07
Didenko, David	2020
Dieng, Bassirou	2009
Dockweiler, Jay (mgr.)	1987-88
Dold, Melvin J.	1948-49-50-51
Domick, Brian A.	1989-90-91
Doyle, W. Brooks	2013-14-15
Doyle, Johnny	1946
Drummer, Sammy L.	1978-79
Dunn, Mike (mgr.)	1999-00
Dyer, Vaughn	1952

## E

Ebdon, Joe	1938
Echols, Ramon	1946
Eckford, Joe Errol	1922
Eldson, William R.	1962-63-64
Elder, Barry J.	2002-05
Elsmir, Eder	1994-95-96-97
Elkins, Andrew (mgr.)	2009
Emmerling, Fritz (mgr.)	1952
Ewing, David W.T.	2002-03

## F

Fagg, David (mgr.)	1979
Farr, Clay (tr)	1996
Farrell, Terry D.	1972
Favors, Derrick B.	2009-10
Faye, Muhammad	2007-08
Feldman, R.	2000-01
Feltz, Duane	1985-86-87-88
Field, Wesley O.	1965-66-67
Floyd, Jason C.	1997-98-99-00
Fondren, Marcus (mgr.)	2009-10
Ford, Antoine	1985-87
Fore, Clyde W.	1971-72
Foreman, Nicholas M.	2009-10-11-12
Forrest, James C.	1992-93-94-95
Foster, Randall L.	1974-75-76-77
Fraser, Gilbert	1921
Fredrick, Zambolista II	2005-06
Frings, James L.	1948-49-50-51
Funkenstein, Louis (mgr.)	1965-66-67

## G

Gaddy, James W.	1992-93
Gardner, Scott	1982
Gaston, Juan V.	1996
Gaston, Robert W.	1944
Geiger, Matthew A.	1991-92
George, Nicholas	1926
Georges-Hunt, Marcus A.	2013-14-15-16
Gibson, Karl J.	1989-90
Giacio, Paul (mgr.)	1995-96-97-98
Gladden, B. (mgr.)	1972-73
Gladen, R.F.	1909
Glenn, William	1933-34-35
Glover, M. Diondae	1998
Godwin, Paul	1948-49
Golden, Sid	1930
Golden III, Robert W. (Trae)	2013
Golf, Larry	1964
Good, Chris	1980
Goode, William E. (mgr.)	1992
Gooding, Hugh	1930
Goza, Les	1981-82
Green, Michael D.	1975-76
Gueye, Abdoulaye	2015-17-18-19
Gurry, Colin A.	2014
Guth, Stanley W.	1966-67-68

## H

Hagan, Scott (mgr.)	1993-94-95-96-97
Haines, Fred	1947
Hall, Frederick	1980-81
Hammann, Andrew (mgr.)	2005-06-07-08
Hamilton, Bradley K. (mgr.)	2005-06-07-08-09-10
Hamilton, Hoyt (mgr.)	1977-78-79-80
Hammonds, Tom E.	1986-87-88-89
Hansen, Harold	1925-26
Harlicka, Todd C.	1992-93-94-95
Harping, Matthew J.	1995-96-97-98
Harping, Patrick J.	1999-00-02 (mgr.), 01 (player)
Harris, Ed	1928
Harris, Norman	2017
Harris, R.M.	1909
Harvey, Tim	1983-84
Harwell, John	1952-53-54
Hayman, Walter	1938-39-40
Hays, Lawrence	1935-36
Haywood, Curtis J. II	2018-19
Hazelhurst, J.G. (mgr.)	1909
Hearn, Tiny	1928
Heam, Jim	1942
Heath, Josh S.	2015-16-17
Heeke, Frank	1930
Helmis, Joe M.	1955-56
Herbert, John L.	1962-64
Hickory, Corey W.	2014-15-16-17
Hicks, Nathaniel R.	2011-12
Highmore, W.H. (mgr.)	1909
Hill, Alex	2009
Hill, Bryan M.	1991-92-93
Hill, Doug	1952
Hill, James E.	1964-66
Hodgk, Julian T.	1995-96
Hoffman, John R.	1959-60-61
Hoggie, John M.	1970-71-72
Hogue, Jim	1980
Holladay, Durand	1944-45
Holloway, James N.	1965
Holsey, Kameen	2011-12-13-14
Horton, Leland	1977-78-79-80
Howard, Brian	1982
Howard, Clarence	1954

Horhaj, Ivi (mgr.)	2011-12-13-14
Hughes, Mack	1955-56 (mgr)
Hunt, Alexander T.	1974-75-76
Hyder, James T. (mgr)	1960-61
Hyder, John C.	1935-36-37
Hyder, John T.	1971-72-73

## I

Ingram, Jon E. (mgr.)	1968
Inman, Frank, Jr.	1958-59
Inman, George W.	1958
Isenhour, Michael	2000-01

## J

Jack, Jarrett H.	2003-04-05
Jackson, Tadic D.	2015-16-17-18
Jacobs, Nicolas	2016
James, Jehloni	2020
Jamison, Cecil	1925-26
Jerks, Emory	1922
Jester, Evan D.	2018-19
Johnson, Billy	1944
Johnson, Harold	1945
Johnson, James W.	1956-57-58
Johnson, William O.	1940-42
Johnston, Bo	1936-37-38
Jones, Alvin, III	1998-99-00-01
Jones, Ben	1936
Jones, B. Keith	2005-06
Jones, Ed	1938
Jordan, Bill	1936-37-38
Jordan, Pierre	2012-13
Jorgensen, Travis K.	2014-15-16
Joseph, Yvon	1984-85
Judy, Coleman P.	1965-66-67
Judy, Matt (mgr.)	1996-97-98-99-00
Juniper, Jimmy	1946

## K

Kaiser, Roger A.	1959-60-61
Katz, Kitty	1932
Katz, Morris	1934-35
Keener, Marvin J.	1948-49-50-51
Kelly, C. Ashley	1986-88-89
Kelly, John R., II	1993-95-96
Kelly, Lake D.	1954-55-56
Kenney, Charles H.	1965-66-67
Ketzer, Joe (tr)	1998-99-00
Khan, Fred (mgr.)	1957
Kidd, Culver	1934-35-36
Kimmel, Robert B.	1954-55-56-57
Kincaid, Kevin	1997-99
Klarer, Drew (mgr)	2011-12-13-14
Klosterman, Henry	1943-44, 47
Kowalski, Dave	1981

## L

LaBarrie, Darryl A.	1999-00-01
Lammers, Benjamin W.	2015-16-17-18
Lance, Jake	1944
Landry, Frank E.	1961-62
Lane, N. Halston	2001-02
Langier, Will (mgr.)	2002-04
Largen, Ben	1927
Lawal, Gani O., Jr.	2008-09-10
Lee, Henry	1981
Leinhart, Richard	1953-54-55-56
Les, Carlton	1940-42
Levis, Marvin A.	2001-04
Liantonio, Giuseppe (mgr)	1990-91-92
Lockwood, Billy (mgr)	1946
Lupton, Dale	1949-50
Lutz, Samuel A. (mgr)	1970
Lyons, Stuart	1981-82

## M

MacGregor, Dan	1955
MacIsaac, Pablo E.	1997-98
Mackley, Malcolm M.	1990-91-92-93
Maddox, Malcolm J.	1995-96-97-98
Mann, John S.	1977-78-79-80
Manzell, Jack	1983-84-85-86
Marbury, Stephen X.	1996
Marree, Vance	1929
Martin, Michael W.	1975
Martinson, John P.	1985-86-87-88
Matheson, Kenneth	1922
Mathews, George	1946
Mathews, Christian E.	2017
Mathews, Phil (mgr)	2002
Maych, H.	1914
Mayer, William G.	1969-70
McArthur, Roy	1930-31-32
McBath, H.	1920
McCain, Andrew G.	1973-74
McCarthy, John M. (mgr)	1966
McClune, Chris (mgr.)	2005-06-07-08
McCormick, Kellen T.	2017
McCullough, W.T.	1914
McFadden, Bob (tr)	1993
McHenry, Anthony D.	2002-05
McNeil, Johnny J.	1989-90
Means, Tony (mgr.)	1991-92
Medlock, Jan P.	1997-98
Medlock, Shaheed M.	2017-19-20
Meyer, Gerald J.	1958
Miller, Daniel C.	2011-12-13-14
Miller, Eddie (mgr)	1946
Miller, Maurice A.	2008-09-10-11
Mills, David	1983
Mitchell, Charles	2015-16
Mitchell, L.C.	1914
Moore, Clarence A.	2000, 02-04
Moore, Fred	1923
Moore, Justin A.	2017-18
Moore, Khalid A.	2019-20
Moore, Martrice D.	1993-94
Moore, Jr. McPherson D.	2011-12
Morland, Bob	1926
Morris, Jason C.	2011-12-13-14

Morris, Jim (mgr.)	1996-97-98-99
Morris, Kevin M.	1937
Morrow, Anthony J.	2005-06-07-08
Morrison, Franklin M.	1977-78
Morton, George	1926
Muhammad, Isma'il A.	2002-05
Munford, Dillard	1939
Munlyn, James	1987-88, 90-91
Murphy, Red	1922
Murphy, Billy B. (mgr.)	1976-77-78-79
Murphy, Robert D.	1971-72-73
Murphy, Ryan M.	1995-96
Musser, James A. (mgr)	1976-77-78-81
Myers, E.V.	1909

## N

Nass, Alan W.	1961-62-63
Neal, Craig D.	1984, 86-87-88
Neal, Steven G.	1979-80-82
Neal, Winston	1998 (mgr) 99-00-01
Neff, Graham (mgr)	2005-06
Nelson, David F.	2002-04
Nelson, Edward R.	2002-03
New, Dave	1981
Newbill, Ivano M.	1991-92-93-94
Nichols, Jim (mgr)	1996-97-98-99
Nidiffer, Toby F.	1977-78-79-80
Nigg, William R.	1962-63-64
Nihili, Timothy (mgr)	1996-97-98-99
Nolan, Jim	1947-48-49
Noyes, Robert J.	1977-78-79-80
Nyström, Jim A.	2003-04

## O

O'Brien, Dan K.	1978-79-80
O'Callahan, Jimmy	1936
Oghonda, Sylvester C.	2017-18-19
Oklage, Joshua A.	2017-18
Oliver, Brian Darnell	1987-88-89-90
Oliver, Brian Daniel	2010-11
Oltz, Harold	1928
O'Neal, Taylor (mgr)	2010
Orr, Dick	1933
Owens, Jack	1949
Owens, Jack (mgr)	2005-06-07

## P

Panders, Petris (mgr) .....	1958-59
Parham, Donald "Bubba" .....	2020
Parris, Walter .....	1925
Parlin, John G. ....	1966-67-68
Partridge, Josh (mgr) .....	2011-12-13-14
Paxson, Wesley .....	1943-44, 47
Peacock, Zachery X., II .....	2007-08-09-10
Pearson, Danny. ....	1983
Pearson, Tom .....	1946
Peck, Nathan (mgr) .....	1995
Peck, Stephen C. ....	1980
Peek, Aaron .....	2012-13-14-15
Peffel, George .....	1938
Perkins, Bill .....	1930
Perry, B. Kyle .....	1998-99-00
Peters, Kenneth A. ....	1973-74
Peterson, Charles (mgr) .....	1953-54
Petway, Scott .....	1984-85
Phillips, Gary D. ....	1954-55-57-58
Phillips, Shembari A. ....	2019-20
Pinsky, Steve (mgr) .....	1984-85
Pittman, John (mgr) .....	1929
Player, Frank .....	1999
Poole, Johnny .....	1932-33-34
Poole, Solomon .....	2013-14
Poole, Jr., Stacey .....	2013-14
Post, Steven F. ....	1972-73
Potbet, William T. ....	1959-60
Powell, Julian F. ....	1960-61-62
Powers, Matt .....	2008
Prentice, Jason .....	1999
Price, Asanti .....	2020
Price II, Jordan .....	2017
Price, W. Mark .....	1993-94-95-96
Prestley, Jerry M. ....	1964-65-66



## ALL-TIME NUMERICAL ROSTER

## 0

Darryl Barnes.....	1994
Lewis Clinch.....	2007-09
Mfon Udofia.....	2010-11-12-13
Charles Mitchell.....	2015-16
Justin Moore.....	2017-18
Michael Devoe.....	2019-20

## 1

B.J. Elder.....	2002-05
D'Andre Bell.....	2006
Javaris Crittenton.....	2007
Iran Shumpert.....	2009-10-11
Julian Royal.....	2012
Stacey Poole, Jr.....	2014
Tadic Jackson.....	2015-16-17-18
James Banks III.....	2019-20

## 2

Darryl Barnes*.....	1993
Darryl LaBarrie.....	2000-01
Isma'il Muhammad.....	2002-05
Matt Causey.....	2002
Pierre Jordan.....	2012-13
Solomon Poole.....	2014
Chris Bolden.....	2016
Adam Smith.....	2016
Jordan Price.....	2017
Shembari Phillips.....	2019-20

\*Not a legal number at the time, wore for one game

## 3

Colin Anderson.....	1949
Doug Hill.....	1952
Tommy Taylor.....	1971-72
John Boshart.....	1974
Brian Domalik.....	1990-91
Travis Best.....	1993-95
Stephen Marbury.....	1996
Tony Atkins.....	1999-02
Jarrett Jack.....	2003-05
Moe Miller.....	2008-09-10-11
Marcus Georges-Hunt.....	2013-14-15-16
Evon Cole.....	2019-20

## 4

Dale Lumpton.....	1949
Bill Cline.....	1951-52
Dennis Scott.....	1988-90
Pablo Machado.....	1997
Alvin Jones.....	1998-01
Chris Bosh.....	2003
Ra'Sean Dickey.....	2005-07
Nick Foreman.....	2009-10-11-12
Robert Carter, Jr.....	2013-14
Demarco Cox.....	2015
Norman Harris.....	2017
Brandon Alston.....	2018-19
Jordan Usher.....	2020

## 5

Jim Nolan.....	1948-49
Melvin Dold.....	1951
Gene Anderson.....	1952
Bob Murphy.....	1971-73
Karl Brown.....	1989-90
James Gaddy.....	1992-93
Eddie Elisma.....	1994-97
Dion Glover.....	1998-99
Clarence Moore.....	2001-02
Mario West.....	2004-07
Daniel Miller.....	2011-12-13-14
Corey Heyward.....	2015-16
Josh Okogie.....	2017-18
Moses Wright.....	2019-20

## 6

Henry Schoening.....	1949
Mike Austin.....	1951-52

## 7

Jack Owens.....	1949
Joe Keener.....	1951
John Mansfield.....	1957

## 8

Joe Keener.....	1949
Pete Silas.....	1951-52

## 10

James Fritch.....	1949
Teeter Umstead.....	1951-52
Terry Randall.....	1957
Tony Arford.....	1969
Tommy Taylor.....	1970
Terry Farrell.....	1971-72
Mike Bottorff.....	1973-76
Craig Neal.....	1984-88
James Gaddy.....	1991
Drew Barry.....	1993-96
T.J. Vines.....	1998-01
Jim Nyström.....	2003-04
Tyler Davis.....	2005
Gary Cage.....	2006
Lance Stotts.....	2008-09-10-11
Travis Jorgenson.....	2014-15-16
Jose Alvarado.....	2018-19-20

## 11

Mickey Sernersheim.....	1949-51
John Hanwell.....	1952
Larry Good.....	1967
Rocky Davis.....	1974-75
Ronnie Keener.....	1976
Toby Neffier.....	1977-80
Bill Patterson.....	1981
Bryan Hill.....	1991-93
Yann Barbic.....	1994
Gary Saunders.....	1996-97
Travis Spivey.....	1998
Shaun Fein.....	2000-01
David Ewing.....	2002-03
Will Bynum.....	2004-05
Steven Wolcott.....	2006
Muhammad Faye.....	2007-08
Ben Shaw.....	2009
Brian Oliver.....	2010-11
Aaron Peek.....	2012
Chris Bolden.....	2013-14
Josh Heath.....	2015-16-17
Evan Jester.....	2018-19
Bubba Parham.....	2020

## 12

Barry Blomker.....	1949
Bud Witt.....	1951
Eric Crake.....	1952
Ken Petras (#5 on road in 1975).....	1974-75
David Mills.....	1983
Michael Carr.....	1988
Brian Domalik.....	1989
Kenny Anderson.....	1990-91
Ashley Kelly.....	1999
Luke Schenscher.....	2002-05
Paco Diaw.....	2006-07
Bassirou Dieng.....	2009
Kyle Speller.....	2011
D.J. Spain.....	2012
Quinton Stephens.....	2014-15-16-17
Moses Wright.....	2018
Khalid Moore.....	2019-20

## 13

Lum Snyder.....	1952
John Verzyer.....	1968-70
Brian Oliver.....	1987-90
Kevin Morris.....	1997
Darryl LaBarrie.....	1999-00
D'Andre Bell.....	2007-08-10
McPherson Moore.....	2011-12
Robert Sampson.....	2015
Shaheed Medlock.....	2017
Curtis Haywood II.....	2018-19
Coleman Boyd.....	2020

## 14

Tom Pearson.....	1949
James Fritch.....	1951
Vaughan Dyer.....	1952
Russ Jessee.....	1954
Ray Schirer (#35 on road in 1975).....	1975-77
Brook Steppe.....	1980-82
David Boisvert.....	1988
Greg White.....	1990
Jon Barry.....	1991-92
Winston Neal.....	1993-02
Keith Jones.....	2005-06
Ty Anderson.....	2007-09
Derrick Favors.....	2010
Jason Morris.....	2011-12-13-14
David Didenko.....	2020

## 15 • Retired

Barry Blomker.....	1951
Bill Sennett.....	1952
Jess Carroll.....	1954
John Bashart.....	1972
Donnie Keener.....	1976
Tim Brown.....	1977-79
Steve Peak.....	1980
George Thomas.....	1981-83
Darryl Barnes.....	1990-92
Rod Balanis.....	1993-94
MATT HARPRING.....	1995-98

## 16

Paul Godwin.....	1949
Eric Crake.....	1951
Bud Witt.....	1952

## 17

Robert Riedel.....	1949
George Morris.....	1952

## 18

Jimmy Stewart.....	1949
Peden Templeton.....	1952

## 19

Benny Register.....	1949
---------------------	------

## 20 • Retired

Lenny Cohen.....	1957
Bobby Dews.....	1959-60
John Herbert.....	1962-64
Jim Field.....	1965
Bob Brizandine.....	1966-68
Brian Howard.....	1982
Scott Gardner.....	1983
TOM HAMMONDS.....	1986-89

## 21 • Retired

ROGER KAISER.....	1959-61
-------------------	---------

## 22 • Retired

Jess Carroll.....	1957
Terry Randall.....	1958
Pete Rogers.....	1961
Bill Nigg.....	1962-64
Terry Askins.....	1967-69
Frank Samoylo.....	1970-72
Steve Sonnenberg.....	1973-75
Kerry O'Brien.....	1977-80
Scott Gardner.....	1982
JOHN SALLEY.....	1983-86

## 23

Ray Blomker.....	1958-59
Bill Edison.....	1962-64
Stan Guth.....	1966-68
Phil Boshart.....	1973-75
Billy Smith.....	1976-79
George Thomas.....	1980
Bud Adams.....	1985
Michael Christian.....	1987-88
David Whitmore.....	1989
Brian Black.....	1990-91
Marlon Moore.....	1993-94
C.J. Williams.....	1995
Steve Shaw.....	1997-01
Danny Pearson.....	1983
Duane Ferrell.....	1985-88
Ivano Newbill.....	1990-94
Bryan Brennan.....	1996-97
Steve Economos.....	1998
Jason Prentice.....	1999
Halston Lane.....	2001-02
Thaddeus Young.....	2007
Derek Craig.....	2011-12
James White.....	2016

## 24

Bill Cohen.....	1954
Frank Inman.....	1957
John Gehr.....	1960-62
R.D. Craddock.....	1963-65
Phil Wagner.....	1966-68
Bill Mayer.....	1969-70
Tom Hyder.....	1971-73
Jim Wood (#41 on road in 1975).....	1975-77
John Williams.....	1980
Scott Petway.....	1984
James Munlyn.....	1987-91
Fred Vinson.....	1992-94
Michael Maddox.....	1995-98
Marion Lewis.....	2001-04
Gary Cage.....	2006, 08-09
Karmeson Holsey.....	2011-12-13-14
Sylvester Oghonda.....	2017-18-19
Jehloni James.....	2020

## 25 • Retired

Ham Stith.....	1957-58
Pat Drennon.....	1960
Phil Randall.....	1962-63
Mick Stenftenagel.....	1964-66
John Partin.....	1967
Jim Thomas.....	1970-71
Mickey Morrison.....	1976
MARK PRICE.....	1983-86

## 26

Jim Johnson.....	1957
------------------	------

## 27

Danny MacGregor.....	1957
----------------------	------

## 28

Bobby Kimmel.....	1954-57
-------------------	---------

## 29

Gary Phillips.....	1957
--------------------	------

## 30

Dick Lentholt.....	1954
Buddy Davidson.....	1957
Bill Potet.....	1959-61
Charlie Kennedy.....	1965-67
Howard Thompson.....	1969-71
Jim Gallman.....	1972
Anthony Byrd.....	1982-84
Todd Harlicka.....	1992-95
Kevin Kincaid.....	1997-99
Corey Heyward.....	2014-17

## 31

Sam Nunn.....	1958
Al Mason.....	1959
Harold Query.....	1960
Frank Landrey.....	1961-62
Dan Russell.....	1965
Rick Tyler.....	1966-68
Bill Vinton.....	1971-72
Willie Reese.....	1985-89
Greg White.....	1991-92
Shawn Jones.....	1993
C.J. Williams.....	1994
Ryan Murphy.....	1996-97
Pablo Machado.....	1998
Alex Luyk.....	2000
Gari Lawal.....	2008-09-10
Aaron Peek.....	2013-14-15

## 32

George Inman.....	1958
Keith Weekly.....	1961-63
Pete Caldwell.....	1965
Fred Hall.....	1980
Tommy Lee.....	1980
John Hoggie.....	1970-72
Steve Sherbak.....	1973-75
Bill Algood.....	1977-79
Dave Kowalski.....	1981
John Martinson.....	1985-88
Malcolm Mackey.....	1990-93
Juan Gaston.....	1996
Kyle Perry.....	1998-00
Ed Nelson.....	2002-03
Jeremis Smith.....	2005-08
Brooks Doyle.....	2013-14-15
Nick Edson.....	2016
Kellen McCormick.....	2017
Avi Schafer.....	2018-19

## 33

Larry Goff.....	1968-69
Clyde Fore.....	1970
Bob Schmidt.....	1972
Harry Allen.....	1973-76
Sammy Drummer.....	1979
Steve Shaw.....	1980-82
Danny Pearson.....	1983
Duane Ferrell.....	1985-88
Ivano Newbill.....	1990-94
Bryan Brennan.....	1996-97
Steve Economos.....	1998
Jason Prentice.....	1999
Halston Lane.....	2001-02
Thaddeus Young.....	2007
Derek Craig.....	2011-12
James White.....	2016

## 34

Dave Clark.....	1966
Bob Seemer.....	1968-70
George Small.....	1971-72
Randy Foster.....	1975-77
Lenny Horton.....	1979-80
Fred Hall.....	1981
Jack Mansell.....	1983-86
David Whitmore.....	1988
Rod Balanis.....	1990-91
James Forrest.....	1992-95
Jason Floyd.....	1997-00
Robert Brooks.....	2001-04
Brad Sheehan.....	2008-09-10
Abdoulaye Gueye.....	2015-17-18-19
Niko Broadway.....	2020

## 35

John Partin.....	1966
Jack Washington.....	1976
Maurice Bradford.....	1982-83
Yann Barbic.....	1995
Zam Fredrick.....	2005-06
Zachery Peacock.....	2007-08-09-10
Kristan Sjolund.....	2019

## 40 • Retired

Gary Phillips.....	1957
Charles Spooner.....	1961-64
John Arnold.....	1965
John White.....	1966
Dave Clark.....	1967-68
RICH YUNKUS.....	1969-71

## 41

Dave Denton.....	1958-60
Tom Bowling.....	1966-67
Ken Davis.....	1969-71
Dean Reeves.....	1972
Preston Campbell.....	1973
Brian Gemberling.....	1991
Ryan Murphy.....	1995
Paul Trotti.....	1997-00
Alade Aminu.....	2006
Glen Rice, Jr.....	2010-11-12
Colin Gurry.....	2014

## 42

Curt Bryant.....	1958
Bucky Sowers.....	1960-62
Pres Judy.....	1964-67
Tommy Wilson.....	1969-71
Andy McCain.....	1973-74
Mike Martin.....	1975-76
Bob Noyes.....	1977-80
Lee Goo.....	1982
Anthony Sherrard.....	1986-89
Rod Balanis.....	1992
Keith Kenney.....	1993
John Kelly.....	1994
Ajani Williams.....	1996
Omar Cassidy.....	1997
Clarence Moore.....	2000, 04
Nate Hicks.....	2011-12
Rand Rowland.....	2015-16-17

## 43

Tom Chambers.....	1959
Roger Casada.....	1961-62
Pete Thorne.....	1966-68
Bob MacDonald.....	1969
Clyde Fore.....	1971-72
Tom Hunt.....	1974-76
Mickey Morrison.....	1977
Steve Neal.....	1979-80
Greg Wilson.....	1981-84
Bryan Brennan.....	1995
Henley Hayes.....	1997
Ron Warner.....	1994

## 44

John Hoffman	1959-61
Ron Scharf	1963-69
Ted Tomasovich	1966-69
Steve Post	1972-74
Mike Green	1975-76
Brook Steppe	1979-80
Stu Lyon	1980-81
Tim Harvey	1983-84
Antoine Ford	1985-89
Johnny McNeil	1988-93
John Kelly	1993-96
Jan Medlock	1997-98
Michael Senhour	2000-01
Theresa Taylor	2003-04
Alade Aminu	2007-09
Sam Shaw	2010-11
Ben Lammers	2015-16

## STARTING LINEUPS SINCE 1943-44

## 1943-44 (14-4)

F	Bill Johnson	6-1	So.
F	Dick Collier	6-1	Fr.
C	Wes Paxson	6-4	Fr.
G	Frank Broyles	6-2	Fr.
G	Durand Holladay	6-1	Jr.

## 1944-45 (11-6)

F	Billy Williams	6-2	Sr.
F	Dick Collier	6-1	So.
C	Bobby Davis	6-6	Jr.
G	Frank Broyles	6-2	So.
G	Durand Holladay	6-1	Sr.

## 1945-46 (10-11)

F	Johnny Doyle	6-5	So.
F	Bobby Davis	6-6	Sr.
C	Jim Nolan	6-8	Fr.
G	Frank Broyles	6-2	Jr.
G	Ramon Echols	5-9	So.

## 1946-47 (12-11)

F	Wes Paxson	6-4	Sr.
F	Dick Collier	6-1	Sr.
C	Jim Nolan	6-8	So.
G	Frank Broyles	6-2	Sr.
G	Colin Anderson	6-3	Fr.

## 1947-48 (12-16)

F	Joe Keener	6-3	Fr.
F	Melvin Dold	6-2	Fr.
C	Jim Nolan	6-8	Jr.
G	Mickey Sermersheim	5-10	Fr.
G	Colin Anderson	6-3	So.

## 1948-49 (11-13)

F	Joe Keener	6-3	So.
F	Melvin Dold	6-2	So.
C	Jim Nolan	6-8	Sr.
G	Mickey Sermersheim	5-10	So.
G	Colin Anderson	6-3	Jr.

## 1949-50 (14-13)

F	Joe Keener	6-3	Jr.
F	Melvin Dold	6-2	Jr.
C	Bill Cline	6-6	So.
G	Mickey Sermersheim	5-10	Jr.
G	Colin Anderson	6-3	Sr.

## 1950-51 (8-19)

F	Joe Keener	6-3	Sr.
F	Pete Silas	6-6	So.
C	Bill Cline	6-6	Jr.
G	Mickey Sermersheim	5-10	Sr.
G	Teeter Umstead	6-0	Jr.

Top Sub				
G	Melvin Dold	6-2	Sr.	8.4

## 1951-52 (7-16)

F	Bill Sennett	6-2	So.
F	Pete Silas	6-6	Jr.
C	Bill Cline	6-6	Sr.
G	Eric Crake	5-10	Jr.
G	Teeter Umstead	6-0	Sr.

## 1952-53 (5-17)

F	Gene Anderson	6-2	Sr.
F	Pete Silas	6-6	Jr.
C	Bill Cohen	6-6	Fr.
G	Eric Crake	5-10	Sr.
G	Johnny Harwell	6-1	Sr.

## 1953-54 (2-22)

F	Gene Anderson	6-2	Sr.
F	Pete Silas	6-6	Sr.
C	Bill Cohen	6-6	So.
G	Eric Crake	5-10	Sr.
G	Johnny Harwell	6-1	Sr.

Top Sub				
G	Howard Sneed	6-0	Jr.	8.9

## 1954-55 (12-13)

F	Lenny Cohen	6-6	So.
F	Bill Cohen	6-6	Jr.
C	Dick Lenholt	6-6	Jr.
G	Bobby Kimmel	6-3	So.
G	Joe Helms	5-10	Jr.

## 1955-56 (12-11)

F	Lenny Cohen	6-6	Jr.
F	Bill Cohen	6-6	Sr.
C	Dick Lenholt	6-6	Sr.
G	Bobby Kimmel	6-3	Jr.
G	Joe Helms	5-10	Sr.

## 1956-57 (18-8)

F	Gary Phillips	6-1	Jr.
F	Bobby Kimmel	6-3	Sr.
C	Lenny Cohen	6-6	Sr.
G	Bud Blenker	5-10	So.
G	Terry Randall	5-10	So.

## 1957-58 (15-11)

F	Gary Phillips	6-1	Sr.
F	Dave Denton	6-3	So.
C	Frank Inman	6-6	So.
G	Bud Blenker	5-10	Jr.
G	Terry Randall	5-10	Jr.

Top Sub				
C-F	Jim Johnson	6-6	Sr.	8.0

## 1958-59 (17-9)

F	Roger Kaiser	6-1	So.
F	Dave Denton	6-3	Jr.
C	Frank Inman	6-7	Jr.
G	Bud Blenker	5-10	Sr.
G	Terry Randall	5-10	Sr.

Top Sub				
C-F	Wayne Richards	6-7	So.	7.5

## 1959-60 (22-6)

F	Wayne Richards	6-7	Jr.
F	Dave Denton	6-3	Sr.
C	Jim Riley	6-8	Sr.
G	Bobby Davis	5-11	Jr.
G	Roger Kaiser	6-1	Jr.

## 1960-61 (13-13)

F	Wayne Richards	6-7	Sr.
F	Mike Tomasovich	6-4	So.
C	Alan Nass	6-6	So.
G	Frank Landrey	5-8	So.
G	Roger Kaiser	6-1	Sr.

Top Subs				
F	Keith Weekly	6-3	So.	8.7
G	John Hoffman	6-0	Sr.	3.9

## 1961-62 (10-16)

F	Josh Powell	6-6	Sr.
F	Mike Tomasovich	6-4	Jr.
C	Alan Nass	6-6	Jr.
G	Frank Landrey	5-8	Jr.
G	John Herbert	5-9	So.

Top Sub				
G	Bill Eldson	6-1	So.	8.4

## 1962-63 (21-5)

F	Alan Nass	6-6	Sr.
F	Mike Tomasovich	6-4	Sr.
C	Jim Caldwell	6-9	So.
G	R.D. Craddock	5-11	So.
G	Keith Weekly	6-3	Jr.

Top Sub				
G	Ron Scharf	6-3	So.	8.3

## 1963-64 (17-9)

F	Charlie Spooner	6-2	Sr.
F	Ron Scharf	6-3	Jr.
C	Jim Caldwell	6-10	Jr.
G	R.D. Craddock	5-11	Jr.
G	Bill Eldson	6-1	Sr.

## 1964-65 (14-11)

F	Pres Judy	6-3	So.
F	Ron Scharf	6-3	Sr.
C	Jim Caldwell	6-10	Sr.
G	R.D. Craddock	5-11	Sr.
G	Charles Kenney	6-1	So.

## 1965-66 (13-13)

F	Pres Judy	6-3	Jr.
F	Dave Clark	6-4	So.
C	Pete Thorne	6-4	So.
G	Phil Wagner	6-2	So.
G	Pete Caldwell	6-1	Sr.

Top Sub				
G	Charles Kenney	6-1	Jr.	7.9

## 1966-67 (17-9)

F	Pres Judy	6-3	Sr.
F	Dave Clark	6-4	Jr.
C	Pete Thorne	6-4	Jr.
G	Phil Wagner	6-2	Jr.
G	Ted Tomasovich	6-3	So.

Top Sub				
G	Stan Guth	5-11	Jr.	8.8

## 1967-68 (12-13)

F	Ted Tomasovich	6-3	Jr.
F	Dave Clark	6-4	Sr.
C	Bob Seemer	6-7	So.
G	Phil Wagner	6-2	Sr.
G	Stan Guth	5-11	Sr.

Top Sub				
C-F	Pete Thorne	6-4	Sr.	10.9

## 1968-69 (12-13)

F	Ted Tomasovich	6-3	Sr.
F	Bob Seemer	6-7	Jr.
C	Rich Yunkus	6-10	So.
G	Jim Thorne	6-3	So.
G	John Verzyer	6-2	Jr.

## 1969-70 (17-10)

F	Bill Mayer	6-4	Sr.
F	Bob Seemer	6-7	Sr.
C	Rich Yunkus	6-10	Jr.
G	Jim Thorne	6-2	Jr.
G	John Hoggle	6-0	So.

## 1970-71 (23-9)

F	Bob Murphy	6-2	So.
F	Howard Thompson	6-4	Sr.
C	Rich Yunkus	6-10	Sr.
G	Jim Thorne	6-3	Sr.
G	Frank Samoylo	6-1	Jr.

Top Sub				
F	Tommy Wilson	6-7	Sr.	8.5

## 1971-72 (6-20)

F	Bob Murphy	6-2	Jr.
F	Steve Post	6-6	So.
C	Karl Binns	6-7	Sr.
G	John Hoggle	6-1	Sr.
G	Frank Samoylo	6-1	Sr.

Top Sub				
F	Tom Hyder	6-5	Jr.	5.0

## 1972-73 (7-18)

F	Andy McCain	6-8	Jr.
F	Bob Davis	6-6	Fr.
C	Steve Post	6-6	Jr.
G	Bob Murphy	6-2	Sr.
G	Steve Sherbak	6-2	Jr.

Top Sub				
F	Steve Sonnenberg	6-5	So.	7.3

## 1973-74 (5-21)

F	Harry Allen	6-4	So.
F	Trot Hunt	6-4	Jr.
C	Jim Wood	6-8	Fr.
G	Ray Schnitzer	5-11	Jr.
G	Steve Sherbak	6-2	Sr.

## 1974-75 (11-15)

F	Bob Davis	6-6	Jr.
F	Mike Green	6-5	Jr.
C	Jim Wood	6-8	So.
G	Ray Schnitzer	5-11	So.
G	Mike Bottorff	5-11	Jr.

## 1975-76 (13-14)

F	Harry Allen	6-4	Sr.
F	Mike Green	6-5	Sr.
C	Jim Wood	6-8	Jr.
G	Ray Schnitzer	5-11	Jr.
G	Mike Bottorff	5-11	Sr.

## 1976-77 (18-10)

F	Tico Brown	6-5	So.
F	Randy Foster	6-7	Sr.
C	Jim Wood	6-8	Sr.
G	Ray Schnitzer	5-11	Sr.
G	Billy Smith	6-0	So.

## 1977-78 (15-12)

F	Lenny Horton	6-7	So.
F	Sammy Drummer	6-5	Jr.
C	Bill Allgood	6-7	Sr.
G	Tico Brown	6-5	Jr.
G	Billy Smith	6-1	Jr.

## 1978-79 (17-9)

F	Lenny Horton	6-7	Jr.
F	Sammy Drummer	6-5	Sr.
C	Rob Noyes	6-8	Jr.
G	Tico Brown	6-5	Sr.
G	Billy Smith	6-1	Sr.

Top Sub				
G	John Mann	6-5	Jr.	2.5

## 1979-80 (8-18)

F	Lenny Horton	6-7	Sr.
F	Brook Steppie	6-5	So.
C	Rob Noyes	6-8	Sr.
G	John Mann	6-5	Sr.
G	Kerry O'Brien	6-2	Sr.

## 1980-81 (4-23)

F	Fred Hall	6-5	Sr.
F	Lee Goza	6-9	Jr.
C	Greg Wilson	6-8	Fr.
G	Stu Lyon	6-4	Jr.
G	George Thomas	6-3	So.

## 1981-82 (10-16)

F	Maurice Bradford	6-4	Jr.
F	Brook Steppie	6-5	Sr.
C	Lee Goza	6-9	Sr.
G	Brian Howard	5-10	Fr.
G	George Thomas	6-3	Jr.

Top Sub				
G	Anthony Byrd	6-2	So.	9.8

## 1982-83 (13-15)

F	John Salley	6-9	Fr.
F	Danny Pearson	6-5	Fr.
C	Tim Harvey	6-10	Fr.
G	Mark Price	6-0	Fr.
G	George Thomas	6-3	Sr.

Top Subs				
G	Anthony Byrd	6-2	Jr.	8.9
F	Maurice Bradford	6-4	Sr.	6.1

## 1983-84 (18-11)

F	John Salley	6-11	So.
F	Scott Petway	6-6	Jr.
C	Yvon Joseph	6-11	Jr.
G	Mark Price	6-0	So.
G	Bruce Dalrymple	6-4	Fr.

Top Sub				
G	Bruce Dalrymple	6-4	Fr.	13.6



# STARTING LINEUPS SINCE 1943-44

## 1999-2000 (13-17)

F	Jason Collier	7-0	Sr.	17.0
F	Jason Floyd	6-6	Sr.	9.4
C	Alvin Jones	6-11	Fr.	9.7
G	Tony Akins	5-11	So.	11.5
G	Shaun Fein	6-3	Jr.	10.6

### Top Subs

G	T.J. Vines	5-10	Jr.	4.4
G	Clarence Moore	6-4	Fr.	4.8
F	Jon Babul	6-7	Jr.	3.6

## 2000-01 (17-13)

F	Jon Babul	6-7	Sr.	5.6
F	Marvin Lewis	6-3	Fr.	8.7
C	Alvin Jones	6-11	Sr.	13.4
G	Tony Akins	5-11	Jr.	14.5
G	Shaun Fein	6-3	Sr.	13.3

### Top Subs

G	Darryl LaBarrie	6-3	Sr.	5.6
G	T.J. Vines	5-10	Sr.	3.9
F	Halston Lane	6-4	Fr.	6.8

## 2001-02 (15-16)

F	Clarence Moore	6-5	So.	9.4
C	Ed Nelson	6-7	Fr.	8.5
G	Tony Akins	5-11	Sr.	17.0
G	Marvin Lewis	6-4	So.	10.9
G	B.J. Elder	6-3	Fr.	9.9

### Top Subs

F	Isma'il Muhammad	6-5	Fr.	7.1
G	Halston Lane	6-5	So.	3.7
C	Luke Schenschler	7-0	Fr.	4.8

## 2002-03 (16-15)

F	Chris Bosh	6-10	Fr.	15.6
C	Luke Schenschler	7-1	So.	3.7
	Ed Nelson	6-8	So.	8.1
G	B.J. Elder	6-4	So.	15.0
G	Jarrett Jack	6-3	Fr.	9.5
G	Marvin Lewis	6-4	Jr.	12.2

### Top Subs

F	Isma'il Muhammad	6-6	So.	5.9
F	Theodis Tarver	6-9	Fr.	2.8

## 2003-04 (28-10)

F	Anthony McHenry	6-7	Jr.	3.4
C	Luke Schenschler	7-1	Jr.	9.2
G	Jarrett Jack	6-3	So.	12.5
G	Marvin Lewis	6-4	Sr.	11.0
G	B.J. Elder	6-4	Jr.	14.9

### Top Subs

G	Will Bynum	6-0	Jr.	9.6
F	Clarence Moore	6-5	Sr.	5.9
F	Isma'il Muhammad	6-6	Jr.	9.3

## 2004-05 (20-12)

F	Anthony McHenry	6-7	Sr.	3.8
C	Luke Schenschler	7-1	Sr.	10.1
G	B.J. Elder	6-4	Sr.	12.6
G	Jarrett Jack	6-3	Jr.	15.5
G	Will Bynum	6-0	Sr.	12.5
F	Isma'il Muhammad	6-6	Jr.	8.4

### Top Subs

G	Anthony Morrow	6-5	Fr.	5.7
C	Ra'Sean Dickey	6-9	Fr.	5.1

## 2005-06 (11-17)

F	Jeremis Smith	6-6	So.	11.0
C	Ra'Sean Dickey	6-9	So.	10.1
G	Anthony Morrow	6-5	So.	16.0
G	Mario West	6-4	Jr.	5.2
G	Zam Fredrick	6-0	So.	10.6

### Top Subs

C	Theodis Tarver	6-9	Sr.	3.1
G	Lewis Clinch	6-3	Fr.	8.9
G	D'Andre Bell	6-5	Fr.	3.9

## 2006-07 (20-12)

F	Jeremis Smith	6-8	Jr.	8.3
F	Thaddeus Young	6-8	Fr.	14.4
C	Ra'Sean Dickey	6-10	Jr.	8.1
G	Anthony Morrow	6-5	Jr.	9.9
G	Javaris Crittenton	6-5	Fr.	14.4

### Top Subs

G	Mario West	6-5	Sr.	4.7
F/C	Zachery Peacock	6-8	Fr.	5.5
F/C	Alade Aminu	6-10	So.	5.4

## 2007-08 (15-17)

F	Jeremis Smith	6-8	Sr.	10.5
F	Gani Lawal	6-9	Fr.	7.2
G	D'Andre Bell	6-5	Jr.	6.6
G	Anthony Morrow	6-5	Sr.	14.3
G	Maurice Miller	6-1	Fr.	8.1

### Top Subs

G	Lewis Clinch	6-3	Jr.	9.0
G	Matt Causey	6-0	Sr.	7.2
F	Alade Aminu	6-10	Jr.	6.0

## 2008-09 (12-19)

F	Zachery Peacock	6-8	Jr.	9.2
F	Gani Lawal	6-9	So.	15.1
G	Lewis Clinch	6-3	Sr.	15.5
G	Iman Shumpert	6-5	Fr.	10.6
G	Maurice Miller	6-1	So.	8.1

### Top Subs

F	Alade Aminu	6-10	Sr.	11.8
G	Lance Storms	6-5	So.	4.1

## 2009-10 (23-13)

F	Derrick Favors	6-10	Fr.	12.4
F	Gani Lawal	6-9	Jr.	13.1
G	D'Andre Bell	6-6	Sr.	6.1
G	Iman Shumpert	6-5	So.	10.0
G	Rice, Jr.	6-5	Fr.	5.4

### Top Subs

F	Zachery Peacock	6-8	Jr.	9.2
G	Maurice Miller	6-1	Jr.	3.9
G	Brian Oliver	6-6	Fr.	7.1

## 2010-11 (13-18)

F/G	Brian Oliver	6-6	So.	10.5
F/G	Glen Rice, Jr.	6-5	So.	12.8
C	Daniel Miller	6-11	Fr.	4.4
G	Iman Shumpert	6-5	Jr.	17.3
G	Maurice Miller	6-2	Sr.	6.0

### Top Subs

F	Kammeon Holsey	6-8	Fr.	3.4
F	Jason Morris	6-5	Fr.	6.0
F	Lance Storms	6-5	Sr.	2.6
G	Mfon Udofia	6-2	So.	6.7

## 2011-12 (11-20)

F/G	Jason Morris	6-5	So.	7.8
F	Kammeon Holsey	6-8	So.	9.4
C	Daniel Miller	6-11	So.	8.1
G	Mfon Udofia	6-2	Jr.	9.9
G	Brandon Reed	6-3	So.	7.5

### Top Subs

F	Julian Royal	6-7	Fr.	4.4
G	Pierre Jordan	6-0	Gr.	1.5
G/F	Nick Foreman	6-4	Sr.	1.5
G/F	Glen Rice, Jr.	6-5	Jr.	13.0

## 2012-13 (16-15)

F/G	Marcus Georges-Hunt	6-5	Fr.	10.8
F	Robert Carter, Jr.	6-8	Fr.	9.9
C	Daniel Miller	6-11	Jr.	8.4
G	Mfon Udofia	6-2	Sr.	8.3
G	Chris Bolden	6-3	Fr.	7.3

### Top Subs

F	Kammeon Holsey	6-8	Jr.	8.8
G	Brandon Reed	6-3	Jr.	5.2
F	Jason Morris	6-5	Jr.	3.7

## 2013-14 (16-17)

F/G	Marcus Georges-Hunt	6-5	So.	10.8
F	Robert Carter, Jr.	6-8	So.	9.9
C	Daniel Miller	6-11	Sr.	8.4
G	Trae Golden	6-2	Sr.	13.3
G	Corey Heyward	6-1	Fr.	1.0

### Top Subs

F	Kammeon Holsey	6-8	Sr.	7.5
G	Chris Bolden	6-3	So.	5.4
F	Quinton Stephens	6-8	Fr.	3.6

## 2014-15 (12-19)

F/G	Marcus Georges-Hunt	6-5	Jr.	13.6
F	Robert Sampson	6-8	Sr.	5.5
C	Demarco Cox	6-8	Sr.	8.8
G	Tadric Jackson	6-2	Fr.	5.4
G	Travis Jorgenson	6-0	r-Fr.	3.7

### Top Subs

F	Charles Mitchell	6-8	Jr.	9.8
F	Quinton Stephens	6-9	So.	6.0
G	Chris Bolden	6-3	Jr.	6.9
G	Josh Heath	6-2	So.	4.3

## 2015-16 (21-15)

F	Charles Mitchell	6-8	Sr.	10.1
F	Nick Jacobs	6-8	Sr.	10.5
F	Quinton Stephens	6-9	Jr.	5.0
G	Marcus Georges-Hunt	6-5	Sr.	16.7
G	Adam Smith	6-2	Sr.	15.0

### Top Subs

G	Josh Heath	6-2	Jr.	2.7
G	Tadric Jackson	6-2	So.	4.7
F	James White	6-8	Sr.	3.5
G	Travis Jorgenson	6-0	r-Fr.	3.7

## 2016-17 (10-15)

F	Quinton Stephens	6-9	Sr.	10.4
C	Ben Lammers	6-10	Jr.	14.2
G	Josh Okogie	6-4	Fr.	16.1
G	Corey Heyward	6-1	Sr.	1.0
G	Josh Heath	6-2	Sr.	5.3

### Top Subs

G	Tadric Jackson	6-2	Jr.	12.1
G	Justin Moore	6-4	Fr.	4.4

121 wins vacated by the NCAA Committee on Infractions

## 2017-18 (12-19)

F	Evan Cole	6-9	Fr.	3.2
F	Moses Wright	6-9	Fr.	3.6
C	Ben Lammers	6-10	Sr.	11.7
G	Josh Okogie	6-4	So.	18.2
G	Jose Alvarado	6-0	Fr.	12.1

### Top Subs

G	Brandon Alston	6-4	Jr.	5.4
F	Abdoulaye Gueye	6-9	Jr.	5.9
G	Curtis Haywood II	6-5	Fr.	5.3
G	Tadric Jackson	6-2	Sr.	12.7

11 win vacated by the NCAA Committee on Infractions

## 2018-19 (14-18)

F	Khalid Moore	6-6	Fr.	4.2
F	Moses Wright	6-9	So.	6.7
C	James Banks III	6-9	Jr.	10.5
G	Michael Devoe	6-4	Fr.	9.7
G	Jose Alvarado	6-0	So.	12.5

### Top Subs

F	Abdoulaye Gueye	6-9	Sr.	6.6
G	Curtis Haywood II	6-5	So.	5.6
G	Brandon Alston	6-4	Sr.	7.0

## 2019-20 (17-14)

F	Jordan Usher	6-7	Jr.	8.2
F	Moses Wright	6-9	Jr.	13.0
C	James Banks III	6-10	Sr.	9.5
G	Michael Devoe	6-5	So.	16.0
G	Jose Alvarado	6-0	Jr.	14.4

### Top Subs

G	Bubba Parham	5-10	Jr.	5.2
F	Evan Cole	6-10	Jr.	4.4
F	Khalid Moore	6-7	So.	3.3

## HEAD COACHING HISTORY

Coach	Tenure	Yrs	W-L	Pct
John Chapman	1905-06	1	2-1	.667
John Heisman	1908-09, 1912-14	3	9-14	.391
William Alexander	1919-20, 1922-24	4	36-38	.486
Joe Bean	1920-21	1	4-10	.286
Harold Hansen	1924-26	2	10-23	.303
Roy Mundorff	1926-43	17	172-134	.562
Dwight Keith	1943-46	3	35-21	.625
Roy McArthur	1946-51	5	57-72	.442
John "Whack" Hyder	1951-73	22	292-271	.519
Dwane Morrison	1973-81	8	91-122	.427
Bobby Cremins	1981-2000	19	354-237	.599
Paul Hewitt	2000-11	11	190-162	.540
Brian Gregory	2011-16	5	76-86	.469
Josh Pastner	2016-present	4	! 65-67	.492

! On-court record (22 wins, 1 loss vacated by NCAA Committee on Infractions)

## ASSISTANT COACHES BY SEASON

1948-49	John Hyder	1995-96	Kevin Cantwell, Dereck Whittenburg, Gary Leiner
1950-51	John Hyder	1996-97	Kevin Cantwell, Dereck Whittenburg, Gary Leiner
1955-56	Bryon Gilbreath	1997-98	Kevin Cantwell, Dereck Whittenburg, Gary Leiner
1956-57	Bryon Gilbreath, Sonny Stevens	1998-99	Kevin Cantwell, Dereck Whittenburg, Gary Leiner
1957-58	Bryon Gilbreath, Sonny Stevens	1999-00	Kevin Cantwell, Willie Reese, Mark Price
1958-59	Bryon Gilbreath, Sonny Stevens	2000-01	Dean Keener, Willie Reese, Cliff Warren
1959-60	Bryon Gilbreath, Sonny Stevens	2001-02	Dean Keener, Willie Reese, Cliff Warren
1960-61	Bryon Gilbreath	2002-03	Dean Keener, Willie Reese, Cliff Warren
1961-62	Bryon Gilbreath	2003-04	Dean Keener, Willie Reese, Cliff Warren
1962-63	Bryon Gilbreath	2004-05	Willie Reese, Cliff Warren, Peter Zaharis

# YEAR-BY-YEAR AT-A-GLANCE

Year	Coach	Captain(s)	W-L	Conf.
1906	Chapman	Wert	2-1	
1909	John Heisman	Val Dawson	1-6	
1910-12	No teams			
1913	John Heisman	J.T.L. Brown	2-6	
1914	John Heisman	Forbes Bradley	6-2	
1915-19	No teams			
1920	William Alexander	G.R. Frazer	7-10	
1921	Joe Bean	A.H. Staton	4-10	
<b>Early era</b>			<b>22-35</b>	
<b>Tech enters Southern Conference</b>				
1922	William Alexander	J.D. Brewster	11-6	
1923	William Alexander	E.L. Jenks	9-9	
1924	William Alexander	R.W. Roane	9-13	
1925	Harold Hansen	Fred Moore	4-12	
1926	Harold Hansen	George Wilder	6-11	
1927	Roy Mundorff	Dynamite Wilder	17-10	
1928	Roy Mundorff	Nick George	10-7	
1929	Roy Mundorff	Hank Heeke	15-6	
1930	Roy Mundorff	Sid Goldin	10-13	
1931	Roy Mundorff	H.F. Wages	11-13	
1932	Roy Mundorff	Unknown	7-6	
<b>Southern Conference era</b>			<b>109-106</b>	
<b>Tech enters Southeastern Conference</b>				
1933	Roy Mundorff	Unknown	9-6	7-6
1934	Roy Mundorff	Unknown	6-12	4-9
1935	Roy Mundorff	Billy Glenn	6-8	5-5
1936	Roy Mundorff	Unknown	10-8	8-6
1937	Roy Mundorff	Whack Hyder	13-2	10-0
1938*	Roy Mundorff	Bo Johnston	18-2	12-2
1939	Roy Mundorff	Lester Anderson	6-9	4-8
1940	Roy Mundorff	Walter Haymans	7-8	6-7
1941	Roy Mundorff	Carlton Lewis	8-11	4-9
1942	Roy Mundorff	Carlton Lewis	8-8	4-8
1943	Roy Mundorff	Jake Lance	11-5	7-5
1944	Dwight Keith	Wes Paxson	14-4	3-1
1945	Dwight Keith	Frank Broyles	11-6	9-5
1946	Dwight Keith	Bob Davis	10-11	6-7
1947	Roy McArthur	Herb Bergman	12-11	6-6
1948	Roy McArthur	Unknown	12-16	9-11
1949	Roy McArthur	Jim Nolan	11-13	7-10
1950	Roy McArthur	Unknown	14-13	7-9
1951	Roy McArthur	Mickey Sermersheim	8-19	7-12
1952	Whack Hyder	Teeter Umstead	7-15	5-13
1953	Whack Hyder	Pete Silas	5-17	4-9
1954	Whack Hyder	John Harwell	2-22	0-14
1955	Whack Hyder	Bobby Kimmel	12-13	7-7
1956	Whack Hyder	Bobby Kimmel	12-11	6-8
1957	Whack Hyder	Bobby Kimmel	18-8	9-5
1958	Whack Hyder	Terry Randall, Jim Johnson, Gary Phillips	15-11	7-7
1959	Whack Hyder	Terry Randall	17-9	9-5
1960#	Whack Hyder	Roger Kaiser	22-6	11-3
1961	Whack Hyder	Roger Kaiser	13-13	6-8
1962	Whack Hyder	Josh Powell	10-16	4-10
1963	Whack Hyder	Alan Nass	21-5	10-4
1964	Whack Hyder	R.D. Craddock	17-9	9-5
<b>Southeastern Conference era</b>			<b>365-327</b>	<b>212-224</b>
<b>Tech leaves Southeastern Conference</b>				
1965	Whack Hyder	R.D. Craddock	14-11	
1966	Whack Hyder	Pres Judy	13-13	
1967	Whack Hyder	Pres Judy	17-9	
1968	Whack Hyder	Phil Wagner	12-13	
1969	Whack Hyder	Ted Tomasovich	12-13	
1970%	Whack Hyder	Rich Yunkus	17-10	
1971%	Whack Hyder	Jim Thorne	23-9	
1972	Whack Hyder	Frank Samoylo	6-20	
1973	Whack Hyder	Peanut Murphy	7-18	
1974	Dwane Morrison	Steve Sonnenberg	5-21	
1975	Dwane Morrison	Steve Sonnenberg, Preston Campbell	11-15	
<b>Independent era</b>			<b>137-152</b>	
<b>Tech enters Metro Conference</b>				
1976	Dwane Morrison	Harry Allen, Mike Bottorff	13-14	0-1
1977	Dwane Morrison	Ray Schnitzer	18-10	3-3

## All-Time Record

**!1,371-1,257 (.522)**

Winning/Losing/.500 seasons	54/47/4
All-Time SEC Record	212-224 (32 seasons)
SEC Championships	1 (1938)
All-Time Metro Record	9-10 (3 seasons)
All-Time ACC Record (Reg. season)	!257-385 (41 seasons)
ACC Regular-Season Championships	2 (1985-T, 1996)
ACC Tournament Championships	3 (1985, 1990, 1993)
NCAA	16 (1960, 1985, 1986, 1987, 1988, 1989, 1990, 1991, 1992, 1993, 1996, 2001, 2004, 2005, 2007, 2010)
NIT	!8 (1970, 1971, 1984, 1994, 1998, 1999, 2003, 2016)

Year	Coach	Captain(s)	W-L	Conf.
1978	Dwane Morrison	Bill Allgood	15-12	6-6
<b>Metro Conference era</b>			<b>46-36</b>	<b>9-10</b>
<b>Tech leaves Metro Conference</b>				
1979	Dwane Morrison	Tico Brown, Sammy Drummer, Billy Smith	17-9	
<b>Tech enters Atlantic Coast Conference</b>				
1980	Dwane Morrison	Lenny Horton	8-18	1-13/8th
1981	Dwane Morrison	None	4-23	0-14/8th
1982	Bobby Cremins	Brook Steppe, Stu Lyon	10-16	3-11/8th
1983	Bobby Cremins	George Thomas, Maurice Bradford	13-15	4-10/6th
1984%	Bobby Cremins	Mark Price, John Salley	18-11	6-8/T5th
1985+##	Bobby Cremins	Mark Price, John Salley	27-8	9-5/T1st
1986#	Bobby Cremins	Mark Price, John Salley	27-7	11-3/2nd
1987#	Bobby Cremins	Bruce Dalrymple	16-13	7-7/5th
1988#	Bobby Cremins	Duane Ferrell	22-10	8-6/4th
1989#	Bobby Cremins	Tom Hammonds	20-12	8-6/5th
1990+###	Bobby Cremins	Brian Oliver	28-7	8-6/T3rd
1991#	Bobby Cremins	Brian Domalik, James Munlyn	17-13	6-8/T5th
1992#	Bobby Cremins	Jon Barry, Greg White	23-12	8-8/T4th
1993+##	Bobby Cremins	Ivano Newbill, Malcolm Mackey	19-11	8-8/6th
1994%	Bobby Cremins	Ivano Newbill	16-13	7-9/6th
1995	Bobby Cremins	Travis Best, James Forrest	18-12	8-8/5th
1996+##	Bobby Cremins	Drew Barry, John Kelly	24-12	13-3/1st
1997	Bobby Cremins	Eddie Elisma	9-18	3-13/9th
1998%	Bobby Cremins	Matt Harpring, Michael Maddox	19-14	6-10/6th
1999%	Bobby Cremins	Jon Babul, Jason Floyd	15-16	6-10/T5th
2000	Bobby Cremins	Jason Collier, Jason Floyd, Paul Trotti	13-17	5-11/8th
2001#	Paul Hewitt	Jon Babul, Shaun Fein, Alvin Jones	17-13	8-8/5th
2002	Paul Hewitt	Tony Akins, Michael Isenhour, Winston Neal	15-16	7-9/T5th
2003%	Paul Hewitt	Marvin Lewis	16-15	7-9/5th
2004###	Paul Hewitt	Marvin Lewis	28-10	9-7/T3rd
2005#	Paul Hewitt	Anthony McHenry, Isma'il Muhammad	20-12	8-8/T4th
2006	Paul Hewitt	Theodis Tarver, Mario West	11-17	4-12/11th
2007#	Paul Hewitt	Mario West, Jeremis Smith	20-12	8-8/T6th
2008	Paul Hewitt	Jeremis Smith	15-17	7-9/T7th
2009	Paul Hewitt	D'Andre Bell, Zachery Peacock	12-19	2-14/12th
2010#	Paul Hewitt	D'Andre Bell, Zachery Peacock	23-13	7-9/7th
2011	Paul Hewitt	Moe Miller, Iman Shumpert, Lance Stors	13-18	5-11/T10th
2012	Brian Gregory	Daniel Miller, Mfon Udofia	11-20	4-12/T11th
2013	Brian Gregory	Daniel Miller, Mfon Udofia	16-15	6-12/T9th
2014	Brian Gregory	Trae Golden, Kammeon Holsey, Daniel Miller	16-17	6-12/T11th
2015	Brian Gregory	Demarco Cox, Marcus Georges-Hunt	12-19	3-15/13th
2016%	Brian Gregory	Marcus Georges-Hunt, Charles Mitchell, Quinton Stephens	21-15	8-10/11th
2017%	Josh Pastner	Corey Heyward, Ben Lammers, Quinton Stephens	!0-15	!0-10/11th
2018	Josh Pastner	Ben Lammers, Josh Okogie	!12-19	6-12/13th
2019	Josh Pastner	Jose Alvarado, Sylvester Ogbonda	14-18	6-12/10th
2020	Josh Pastner	Jose Alvarado, Moses Wright	17-14	11-9/5th
<b>Atlantic Coast Conference era</b>			<b>!675-592</b>	<b>!257-385</b>
<b>*SEC Champions; +ACC Champions</b>				
<b>#NCAA (##Final Four); %NIT</b>				
<b>!22 wins, one loss and Tech's 2017 NIT appearance were vacated by the NCAA Committee on Infractions</b>				



# WINS OVER NO. 1

## Georgia Tech vs. No. 1 (8-35)

Date	Opponent	Opp	GT	Result
2-19-49	Kentucky	1-na	nr	aL, 32-78
2-9-51	Kentucky	1-1	nr	aL, 42-75
3-2-51	Kentucky (SEC)	1-1	nr	nL, 56-82
2-9-52	Kentucky	1-1	nr	aL, 42-93
2-28-52	Kentucky (SEC)	1-1	nr	nL, 59-80
1-9-54	Kentucky	1-1	nr	aL, 53-105
2-2-54	Kentucky	1-1	nr	aL, 48-99
1-8-55	Kentucky	1-1	nr	aW, 59-58
1-31-55	Kentucky	1-1	nr	hW, 65-59
1-3-59	Kentucky	1-1	nr	aL, 62-72
1-26-59	Kentucky	1-1	nr	hL, 70-94
1-4-64	Kentucky	1-1	nr	hW, 67-76
12-29-66	UCLA	1-1	nr	aL, 72-91
1-7-80	Duke	1-1	nr	aL, 42-55
2-16-81	Virginia	1-1	nr	aL, 42-83
1-23-82	North Carolina	1-1	nr	hL, 54-66
2-15-82	Virginia	1-1	nr	hL, 52-56
3-4-82	North Carolina (ACC)	1-1	nr	nL, 39-55
1-28-84	North Carolina	1-1	nr	aL, 61-73
2-29-84	North Carolina	1-1	nr	hL, 56-69
3-23-85	Georgetown (NCAA)	1-1	6-6	nL, 54-60
1-25-86	North Carolina	1-1	4-3	aL, 77-85
2-4-86	North Carolina (ot)	1-1	2-2	hL, 77-78
3-9-86	Duke (ACC)	1-1	6-6	nL, 67-68
1-24-87	North Carolina	2-1	nr	aL, 55-92
1-11-92	Duke	1-1	14-15	aL, 84-97
2-12-92	Duke	1-1	nr-24	hL, 62-71
3-14-92	Duke (ACC)	1-1	nr	nL, 76-89
1-10-93	Duke	1-1	10-11	hW, 80-79
3-14-93	North Carolina (ACC)	1-1	nr	nW, 77-75
1-12-94	North Carolina	1-1	17-18	hW, 89-69
2-12-94	North Carolina	1-1	nr	aW, 96-89
2-12-95	North Carolina	1-1	18-15	hL, 81-85
1-8-98	North Carolina	1-1	nr	aL, 75-96
2-1-98	Duke	1-1	nr	aL, 69-90
2-25-98	Duke	1-1	nr	hL, 53-76
1-10-02	Duke	2-1	nr	aL, 79-104
2-9-02	Duke	1-1	nr	hL, 63-95
11-26-03	Connecticut	1-1	nr	nW, 77-61
1-31-04	Duke	1-1	nr	hL, 74-82
2-22-06	Duke	1-1	nr	hL, 66-73
1-16-08	North Carolina	1-1	nr	hL, 82-83
2-21-18	Virginia	1-2	nr	aL, 54-65

AP-UPI through 1990-91, AP-Coaches beginning in 1991-92.

NOTE: Georgia Tech ranks fourth all-time in wins vs. AP No. 1-ranked teams behind UNC (12), UCLA (10) and Maryland (9). Duke also has eight.

### Tech 59, Kentucky 58 - Jan. 8, 1955

Joe Helms' jump shot with 11 seconds to play gave Georgia Tech a stunning 59-58 upset over No. 1-ranked Kentucky at Memorial Coliseum, ending the Wildcats' 129-game home winning streak. Kentucky had not lost a Southeastern Conference game in 16 years and were riding a 32-game winning streak, but trailed 26-23 at the half and 38-30 in the second half. Still, the Wildcats led by three with 1:14 left. After Kentucky missed a pair of free throws, Tech's Bobby Kimmel was fouled on the rebound and hit two free throws to pull the Jackets within one. With Kentucky's Bill Evans trying to run out the clock, Kimmel tied him up and Helms snatched the ball and then let fly with the winning shot.

### Tech 65, Kentucky 59 - Jan. 31, 1955

Just 23 days after stunning No. 1 Kentucky on its homecourt, Georgia Tech again downed the mighty Wildcats, 65-59, at Heisman Gym. Tech's backcourt of Bobby Kimmel and Joe Helms combined for 44 points, and the Yellow Jackets connected on 25 free throws to just five for the Wildcats. Tech never trailed in the game, jumping to a 15-8 lead in the early going. Kentucky pulled within 18-16 but could get no closer as the Jackets took a 32-24 lead into the intermission. In the second half, Tech went ahead by as many as 14 points, leading 58-44 with six minutes to play.

### Tech 76, Kentucky 67 - Jan. 4, 1964

Kentucky native R.D. Craddock scored 25 points as Georgia Tech shocked the top-ranked Wildcats, 76-67, at Alexander Memorial Coliseum. Charlie Spooner added 16 points and Mick Stenftenagel 15 for the Jackets as Tech head coach Whack Hyder recorded his ninth victory over Adolph Rupp's Wildcats, including three wins over No. 1-ranked Kentucky teams. Craddock, who was 5-for-8 from the field and 15-for-17 from the foul line, scored 19 points in the second half as Tech rallied from a 32-30 halftime deficit to lead by as many as 13 points. Leading 48-43, Tech scored seven straight points on field goals by Craddock and Jim Caldwell and three free throws by Bill Edison, to go up 55-43 with 10:35 to play and then held off the Wildcats with free throw shooting, hitting 17 in a row in one stretch.

### Tech 80, Duke 79 - Jan. 10, 1993

Freshman Drew Barry came off the bench to record 11 points, five assists and four steals, as No. 10 Georgia Tech knocked off No. 1-ranked Duke, 80-79, at Alexander Memorial Coliseum, ending a 23-game winning streak for the defending national champions. Barry and freshman Martice Moore combined for 15 of Tech's 19 points during a second half stretch in which the Jackets took a 76-74 lead with 1:04 to go. Tech began the game with a 12-0 run and led by as many as 14 in the first half before Duke pulled within 44-37 at the half. The Blue Devils led 60-59 when Moore's three-pointer put Tech ahead 62-60 with 8:47 left. Duke tied the score three times after that but never led.

### Tech 77, North Carolina 75 - Mar. 14, 1993

James Forrest had 27 points and 10 rebounds to lead Georgia Tech to a 77-75 victory over top-ranked North Carolina in the championship game of the ACC Tournament at the Charlotte (N.C.) Coliseum. The Tar Heels led by one point midway through the second half when Forrest ignited an 11-0 run that put Tech up 66-58 with six minutes to play. Forrest hit 11 of 19 field goals against the Heels as he averaged 26.7 points and shot 69 percent for the tournament.

### Tech 89, North Carolina 69 - Jan. 12, 1994


Travis Best had 27 points, nine assists and only one turnover and James Forrest added 22 points as Georgia Tech downed its third straight No. 1-ranked team with an 89-69 upset over North Carolina at Alexander Memorial Coliseum. After leading by as many as 13 in the first half, Tech held a 38-35 advantage at the intermission. The score was tied at 44-44 with 16 minutes to play when Fred Vinson came off the bench to hit three three-pointers and another long jumper, helping Tech build a 66-56 lead with 8:03 remaining.

### Tech 96, North Carolina 89 - Feb. 12, 1994

Fred Vinson scored a career-high 26 points, 24 of them on eight three-pointers, and James Forrest added 25 points and 17 rebounds as Georgia Tech knocked off a No. 1 ranked team for the fourth straight time with a 96-89 win at North Carolina. Tech hit a school-record 15 three-pointers in defeating a top-ranked Tar Heel team for the third time in less than a year. Tech trailed by 15 points in the first half and stayed close only by nailing nine treys, five by Vinson. Trailing 48-41, Tech opened the second half with three straight threes. Travis Best gave Tech the lead for good, 85-84, with 1:54 left when he drained a 15-footer as the shot clock expired, and the Jackets hit nine of 10 free throws in the final minute to seal the win.

### Tech 77, Connecticut 61 - Nov. 26, 2003

In the semifinals of the Preseason NIT in Madison Square Garden, Georgia Tech made the most of its pressure defense to create turnovers and fastbreak opportunities to create the runaway victory. B.J. Elder and Isma'il Muhammad led the way with 22 points each, while the Yellow Jackets held the Huskies' All-Americans, guard Ben Gordon and center Emeka Okafor, to 22 total points between them. UConn managed to shoot just 37.9 percent from the floor, made just 1 of 10 three-point attempts and 10 of 30 free throw tries. Tech finished the first half with a 7-2 run for a 42-35 lead, then extended the advantage to as many as 19 in the second half while holding the Huskies to just 26 points after intermission.



AT LEFT, BOBBY CREMINS EXHORTS THE ALEXANDER MEMORIAL COLISEUM CROWD DURING THE CLOSING MOMENTS OF TECH'S 80-79 UPSET OF THE NO. 1-RANKED BLUE DEVILS IN 1993.

# TECH IN THE NATIONAL RANKINGS

## 1959-60

Date	AP	UPI	W-L
Final	-	8	22-6

## 1962-63

Date	AP	UPI	W-L
Dec. 24	-	18	5-0
Dec. 31	-	13	7-0
Jan. 7	7	7	9-0
Jan. 14	7	6	11-0
Jan. 21	7	6	12-1
Jan. 26	6	6	14-1
Feb. 4	6	6	16-1
Feb. 11	10	9	17-3
Feb. 18	-	10	18-4
Feb. 25	10	12	20-4

## 1977-78

Date	AP	UPI	W-L
Feb. 27	-	18	14-11

## 1983-84

Date	AP	UPI	USA	W-L
Jan. 17	-	-	25	11-2
Jan. 24	-	-	19	13-2
Jan. 31	18	-	16	14-4
Feb. 7	18	-	16	15-5
Feb. 14	-	-	24	15-7

## 1984-85

Date	AP	UPI	USA	W-L
Dec. 4	15	14	14	3-0
Dec. 11	12	14	11	3-0
Dec. 18	13	13	10	4-1
Jan. 8	9	10	10	10-2
Jan. 15	17	15	15	11-3
Jan. 22	16	17	15	13-3
Jan. 29	8	9	9	15-3
Feb. 5	10	7	8	16-4
Feb. 12	6	15	5	18-4
Feb. 19	8	9	9	18-5
Feb. 26	10	13	12	19-6
Mar. 12	6	6	6	24-7
Final	6	6	4	27-8

## 1985-86

Date	AP	UPI	USA	W-L
Preseason	1	2	1	0-0
Nov. 25	2	2	2	0-0
Dec. 2	5	4	5	1-1
Dec. 9	15	6	5	4-1
Dec. 16	7	7	5	4-1
Dec. 23	7	6	6	7-1
Dec. 30	6	6	6	9-1
Jan. 6	5	5	5	11-1
Jan. 13	5	5	5	14-1
Jan. 20	4	3	2	15-1
Jan. 27	3	3	3	16-2
Feb. 3	2	12	2	17-2
Feb. 10	5	5	4	18-4
Feb. 17	5	5	4	19-4
Feb. 24	4	13	4	21-4
Final	6	6	6	23-5

## 1986-87

Date	AP	UPI	USA	W-L
Preseason	6	10	13	0-0
Dec. 1	15	-	18	1-1
Dec. 8	16	-	17	3-1
Dec. 15	15	-	15	3-2
Dec. 22	19	-	19	5-2
Dec. 29	18	-	20	6-2
Jan. 5	-	-	19	7-3
Jan. 12	-	-	24	7-4
Jan. 19	-	-	23	9-4
Jan. 26	-	-	-	9-7
Feb. 2	-	-	-	11-7
Feb. 9	-	-	-	13-7
Feb. 16	-	-	23	15-7
Feb. 23	-	-	-	16-9
Mar. 2	-	-	-	16-11

## 1987-88

Date	AP	UPI	USA	W-L
Preseason	18	19	16	0-0
Nov. 30	-	-	20	1-1
Dec. 7	-	-	20	3-1
Dec. 14	-	-	19	4-1
Dec. 21	-	20	-	6-1
Dec. 28	-	-	-	6-2
Jan. 4	-	-	-	9-2
Jan. 11	-	-	23	11-2
Jan. 18	-	-	-	12-3
Jan. 25	-	-	-	13-4
Feb. 1	-	-	-	14-5
Feb. 8	-	-	-	15-6
Feb. 15	-	22	-	17-6
Feb. 22	20	16	15	19-6
Feb. 29	13	15	16	21-6
Mar. 7	18	18	18	21-8

## 1988-89

Date	AP	UPI	USA	W-L
Preseason	13	16	-	0-0
Nov. 21	14	16	12	0-0
Nov. 28	12	12	12	2-0
Dec. 5	12	12	10	3-0
Dec. 12	11	11	10	4-0
Dec. 19	16	16	17	4-1
Dec. 26	17	17	18	5-1
Jan. 2	19	16	19	7-2
Jan. 9	19	16	18	9-2
Jan. 16	-	20	24	10-4
Jan. 23	-	19	21	11-5
Jan. 30	-	-	23	12-6
Feb. 6	20	120	19	14-6
Feb. 13	-	-	21	16-7
Feb. 20	-	-	24	17-8
Feb. 27	-	-	23	19-9
Mar. 6	-	-	22	20-10
Final	-	-	-	20-12

## 1989-90

Date	AP	UPI	USA	W-L
Preseason	15	22	23	0-0
Nov. 27	21	19	21	1-0
Dec. 4	18	118	16	3-0
Dec. 11	15	16	15	4-0
Dec. 18	14	13	12	5-0
Dec. 25	14	13	12	6-0
Jan. 2	12	12	11	8-0
Jan. 8	9	9	9	10-0
Jan. 15	11	11	9	11-1
Jan. 22	11	11	6	12-2
Jan. 29	17	15	16	12-4
Feb. 5	16	15	14	14-4
Feb. 12	13	11	10	16-4
Feb. 19	8	6	6	19-4
Feb. 26	11	11	11	20-5
Mar. 5	14	13	13	21-6
Mar. 12	9	7	8	24-6
Final	-	-	3	28-7

## 1990-91

Date	AP	UPI	USA	W-L
Preseason	16	17	15	0-0
Nov. 27	14	14	14	1-0
Dec. 4	20	20	19	2-1
Dec. 11	23	21	19	3-2
Jan. 1	24	25	-	7-3
Jan. 8	24	22	25	9-3
Jan. 22	-	25	25	10-5
Jan. 29	23	22	25	12-5

## 1991-92

Date	AP	USA	W-L
Preseason	23	24	0-0
Nov. 25	18	18	2-0
Dec. 2	17	16	3-1
Dec. 9	13	13	5-1
Dec. 16	13	13	6-1
Dec. 23	13	13	7-2
Dec. 30	15	11	8-2
Jan. 6	14	15	11-2
Jan. 13	16	14	12-3
Jan. 20	18	17	13-4
Jan. 27	20	18	14-5
Feb. 3	24	20	15-6
Feb. 10	-	24	16-7
Final	-	21	23-12

## 1992-93

Date	AP	USA	W-L
Preseason	14	15	0-0
Nov. 24	14	15	0-0
Nov. 30	13	15	0-0
Dec. 7	17	17	1-1
Dec. 14	17	16	2-1
Dec. 21	16	15	4-1
Dec. 28	14	T13	5-1
Jan. 4	10	11	7-1
Jan. 11	8	8	9-1
Jan. 18	16	16	9-3
Jan. 25	18	17	10-4
Feb. 1	22	22	11-5
Feb. 8	-	24	12-6
Mar. 15	18	20	19-10

## 1993-94

Date	AP	USA	W-L
Preseason	14	15	0-0
Nov. 22	13	15	0-0
Nov. 29	16	17	0-1
Dec. 6	17	17	3-1
Dec. 13	14	14	4-1
Dec. 20	14	15	6-1
Dec. 27	15	15	7-1
Jan. 3	12	13	9-1
Jan. 10	17	18	9-3
Jan. 17	17	17	10-4
Jan. 24	21	19	11-5
Feb. 14	25	-	13-9
Feb. 21	23	-	14-9

## 1994-95

Date .....	AP .....	USA .....	W-L .....
Preseason .....	23 .....	22 .....	0-0 .....
Nov. 21 .....	22 .....	22 .....	0 .....
Nov. 28 .....	20 .....	19 .....	1-0 .....
Dec. 5 .....	17 .....	15 .....	4-0 .....
Dec. 12 .....	14 .....	13 .....	5-0 .....
Dec. 19 .....	18 .....	19 .....	6-1 .....
Dec. 26 .....	17 .....	16 .....	7-1 .....
Jan. 2 .....	24 .....	20 .....	8-3 .....
Jan. 9 .....	22 .....	17 .....	9-4 .....
Jan. 16 .....	22 .....	18 .....	9-5 .....
Jan. 23 .....	21 .....	21 .....	11-6 .....
Jan. 30 .....	21 .....	20 .....	13-6 .....
Feb. 6 .....	18 .....	15 .....	15-6 .....
Feb. 13 .....	20 .....	17 .....	15-8 .....
Feb. 20 .....	24 .....	22 .....	16-9 .....

## 1995-96

Date	AP	USA	W-L
Preseason	27	35	0-0
Nov. 20	25	20	2-0
Nov. 27	20	20	3-1
Dec. 4	16	15	5-1
Dec. 11	19	20	5-2
Dec. 18	21	18	6-3
Jan. 29	25	-	13-8
Feb. 19	23	22	16-10
Feb. 26	18	20	18-10
Mar. 4	18	18	20-10
Mar. 11	13	15	22-11
Final	13	13	24-12

## 1997-98

Date	AP	USA	W-L
Dec. 1	22	23	4-0
Dec. 8	24	23	5-1
Dec. 22	-	23	7-2

## 2003-04

Date	AP	USA	W-L
Dec. 1	13	15	5-0
Dec. 8	10	11	7-0
Dec. 15	5	6	8-0
Dec. 22	4	4	10-0
Dec. 29	3	3	11-0
Jan. 5	8	8	12-1
Jan. 12	12	14	12-2
Jan. 19	11	13	14-2
Jan. 26	14	16	15-3
Feb. 2	15	16	16-4
Feb. 9	15	16	17-5
Feb. 16	18	16	18-6
Feb. 23	18	20	19-7
Mar. 1	19	22	20-8
Mar. 8	14	18	22-8
Mar. 15	14	15	23-9
Apr. 6 (final)	14	3	28-10

## 2004-05

Date	AP	USA	W-L
Preseason	3	4	0-0
Nov. 15	3	4	0-0
Nov. 22	3	3	1-0
Nov. 29	4	4	3-0
Dec. 6	3	3	5-0
Dec. 13	3	3	6-0
Dec. 20	9	9	7-1
Dec. 27	9	9	8-1
Jan. 3	9	10	9-2
Jan. 10	8	8	11-2
Jan. 17	12	15	11-4
Jan. 24	22	21	11-5
Jan. 31	25	23	12-6
Mar. 14	25	25	19-11
Apr. 5 (final)	25	nr	20-12

*\*AP's final poll was released the Monday after conference tournaments*

\*AP's final poll was released the Monday after conference tournaments

## 2006-07

Date	AP	USA	W-L
Preseason	23	21	0-0
Nov. 13	23	21	1-0
Nov. 20	19	19	3-0
Nov. 27	21	24	5-1
Dec. 4	25	nr	6-2

## Tech's Top-25 History

Last time ranked in AP top 25	Dec. 4, 2006
Last time ranked in top 10	Jan. 10, 2005
All-time weeks ranked in AP poll	184
All-time weeks ranked in coaches poll*	197
All-time weeks ranked in AP top 10	48
All-time weeks ranked in AP top 5	22
Highest AP ranking all-time#	2

(Nov. 25, 1985; Feb. 3, 1986)

Vs. top 25 all-time (AP and/or coaches) 135-352!

Vs. top 10 all-time (AP and/or coaches) 63-203!

\*USA Today

#Tech was ranked No. 1 in the 1985-86 preseason AP poll

1 - 3 top-25, 2 top-10 wins in the 2016-17 season vacated by the NCAA Committee on Infractions



# ALL-TIME SCORES

## Column Key

Site - home (h), away (a) or neutral (n), number key following each season)

TR - Tech's national rank, AP/coaches (listed beginning with 1949-50 season)

OR - opponent's national rank, AP/coaches (listed beginning with 1949-50 season)

Rec - Tech cumulative season record

## John Chapman

**Record: 2-1 (.667)**

**1905-06 (1 season)**

## 1905-06 (2-1)

**Home: 1-1, Away: 1-0, Neutral: 0-0**

Date	Site	Result	Opponent	TR	OR	Rec
F17	h	L	6-26 Auburn			0-1
M10	a	W	27-13 Georgia			1-1
M17	h	W	13-11 Georgia (ot)			2-1

Home games in 1905-06 played at Peachtree Auditorium

## John Heisman

**Pennsylvania '92**

**Record: 9-14 (.391)**

**1908-14 (3 seasons)**



## 1908-09 (1-6)

**Home: 1-3, Away: 0-3, Neutral: 0-0**

Date	Site	Result	Opponent	TR	OR	Rec
J8	h	W	28-7 Mercer			1-0
J15	a	L	13-26 Mercer			1-1
J16	h	L	15-29 Tulane			1-2
J22	a	L	9-78 Georgia			1-3
J28	a	L	12-18 Atlanta Athletic Club			1-4
J29	h	L	13-69 Georgia			1-5
F4	h	L	8-24 Auburn			1-6

Home games at Cable Piano Company Hall.

## 1912-13 (2-6)

**Home: 0-4, Away: 2-2, Neutral: 0-0**

Date	Site	Result	Opponent	TR	OR	Rec
F7	h	L	22-26 Clemson			0-1
F8	a	W	27-11 Clemson			1-1
F14	h	L	27-36 Auburn			1-2
F15	a	L	12-71 Georgia			1-3
F21	h	L	25-31 Mercer			1-4
F22	a	L	19-23 Auburn			1-5
F25	a	W	23-19 Mercer			2-5
F28	h	L	20-35 Georgia			2-6

Home games on campus in the Crystal Palace, located at Cherry & Third Streets.

## 1913-14 (6-2)

**Home: 3-1, Away: 3-1, Neutral: 0-0**

Date	Site	Result	Opponent	TR	OR	Rec
F6	h	W	55-41 Vanderbilt			1-0
F7	a	W	30-20 Mercer			2-0
F13	h	W	31-22 Mercer			3-0
F14	a	L	8-58 Georgia			3-1
F20	h	W	50-12 Auburn			4-1
F21	a	W	23-21 Chattanooga			5-1
F26	h	L	24-29 Georgia			5-2
F27	a	W	21-6 Auburn			6-2

Home games at the Crystal Palace.

## William Alexander

**Georgia Tech '12**

**Record: 36-38 (.486)**

**1919-20, 1921-24 (4 seasons)**



## 1919-20 (7-10)

**Home: 4-2, Away: 3-8, Neutral: 0-0**

Date	Site	Result	Opponent	TR	OR	Rec
J10	h1	L	24-29 Auburn			0-1
J16	h2	W	30-26 Mercer			1-1
J17	h	W	28-23 Macon YMCA			2-1
J23	h1	W	32-17 Clemson			3-1
J30	h1	L	21-39 Vanderbilt			3-2
J31	a	L	33-41 Rome YMCA			3-3
F6	h3	W	44-33 Stetson			4-3
F7	a	L	11-25 Chattanooga			4-4

F13	a	W	21-16 Mercer			5-4
F14	a	L	4-64 Macon YMCA			5-5
F20	a	L	17-41 Clemson			5-6
F21	a	L	32-40 Clemson YMCA			5-7
F27	a	L	3-32 Vanderbilt			5-8
F28	a	W	29-26 Piedmont			6-8
M5	a	W	22-14 Newberry			7-8
M6	a	L	21-44 Atlanta Athletic Club			7-9
M9	a	L	17-21 Auburn			7-10

Home games at City Auditorium (n1), Atlanta Athletic Club (n2) & Luckie Street YMCA (n3)

## Joe Bean

**Record: 4-10 (.286)**

**1920-21 (1 season)**

## 1920-21 (4-10)

**Home: 2-4, Away: 0-5, Neutral: 2-1**

Date	Site	Result	Opponent	TR	OR	Rec
J8	h	L	19-20 Mercer			0-1
J14	h	L	18-20 Wofford			0-2
J21	h	W	44-24 Furman			1-2
J22	h	L	28-30 Auburn			1-3
J29	a	L	18-41 Mercer			1-4
F5	h	W	28-22 Clemson			2-4
F12	a	L	16-53 VMI			2-5
F14	a	L	15-31 Virginia Tech			2-6
F15	a	L	14-37 Georgetown			2-7
F16	a	L	23-37 Catholic			2-8
F19	h	L	28-29 Tennessee			2-9
F25	n1	W	53-11 Birmingham Southern			3-9
F26	n1	W	30-22 Alabama			4-9
F27	n1	L	21-26 Georgia			4-10

Home games at City Auditorium

n1-SIC Tournament (City Auditorium, Atlanta, Ga.)

## William Alexander

## GEORGIA TECH ENTERS SOUTHERN CONFERENCE (1921-32)

(original members - Alabama, Auburn, Clemson, Georgia, Georgia Tech, Kentucky, Maryland, Mississippi, Mississippi State, North Carolina, NC State, Tennessee, Virginia, Virginia Tech, Washington & Lee)

## 1921-22 (11-6)

**Home: 4-1, Away: 4-4, Neutral: 3-1**

Date	Site	Result	Opponent	TR	OR	Rec
J7	a	L	26-28 Mercer			0-1
J13	a	W	34-16 Birmingham Ath. Club			1-1
J14	a	L	20-49 Alabama			1-2
J20	h1	W	44-35 Mercer			2-2
J21	a	W	29-14 Macon YMCA			3-2
J28	h1	W	44-12 Auburn			4-2
F4	h1	W	36-29 Alabama			5-2
F8	h2	L	25-26 Agoga Class (ot)			5-3
F10	a	W	24-23 Fort Benning			6-3
F11	a	L	13-26 Auburn			6-4
F15	h2	W	17-16 Trinity			7-4
F17	a	L	14-26 Tennessee			7-5
F18	a	W	33-30 Chattanooga			8-5
F24	n1	W	34-30 Mississippi State			9-5
F25	n1	W	34-23 South Carolina			10-5
F26	n1	L	14-29 Mercer			10-6
F27	n1	W	33-25 Alabama			11-6

Home games at City Auditorium (n1) & Atlanta Athletic Club (n2)

n1-SIC Tournament (City Auditorium, Atlanta, Ga.)

## 1922-23 (9-9)

**Home: 5-1, Away: 2-6, Neutral: 2-2**

Date	Site	Result	Opponent	TR	OR	Rec
J5	h	L	23-40 Atlanta Athletic Club			0-1
J6	a	L	20-30 Mercer			0-2
J12	h	W	35-17 Auburn			1-2
J13	a	W	26-17 Clemson			2-2
J20	h	W	33-32 Mercer			3-2
J23	a	W	33-30 Progressive Club			4-2
J27	h	W	35-22 Clemson			5-2
F3	h	W	52-20 Florida			6-2
F9	h	W	39-24 Alabama			7-2
F13	a	L	29-41 Chattanooga			7-3
F16	a	L	31-37 Birmingham Athletic Club			7-4
F17	a	L	27-28 Alabama			7-5
F19	a	L	31-45 Mississippi State			7-6
F23	a	L	26-29 Auburn			7-7
F27	n1	W	34-26 Centre			8-7

F28	n1	W	27-22 Georgia			9-7
M1	n1	L	17-25 Mississippi State			9-8
M2	n1	L	26-30 Mercer			9-9

Home games at City Auditorium

n1-SIC Tournament (City Auditorium, Atlanta, Ga.)

## 1923-24 (9-13)

**Home: 3-6, Away: 6-6, Neutral: 0-1**

Date	Site	Result	Opponent	TR	OR	Rec
D29	a	W	31-28 Macon YMCA			1-0
D30	a	W	39-9 Savannah Athletic Club			2-0
D31	a	W	32-31 Jacksonville YMCA			3-0
J1	a	L	28-39 Albany YMCA			3-1
J4	h	L	23-51 Atlanta Athletic Club			3-2
J5	a	W	48-13 Clemson			4-2
J8	h	L	18-42 Columbus YMCA			4-3
J11	h	W	39-24 Auburn			5-3
J12	a	L	37-42 Furman			5-4
J18	h	L	26-30 Mercer			5-5
J19	a	L	20-36 Mercer			5-6
J26	h	L	28-33 Alabama			5-7
F2	h	L	36-40 Mississippi State			5-8
F8	h	W	39-22 Clemson			6-8
F9	a	W	33-18 Auburn			7-8
F12	h	W	34-26 Central YMCA			8-8
F15	a	L	24-31 Alabama			8-9
F16	a	L	28-53 Mississippi State			8-10
F19	h	L	33-43 Progressive Club			8-11
F22	a	W	23-19 Chattanooga			9-11
F23	a	L	27-33 Kentucky			9-12
F29	n1	L	29-35 Auburn			9-13

Home games at City Auditorium

n1-SIC Tournament (City Auditorium, Atlanta, Ga.)

## Harold Hansen

**Minnesota '18**

**Record: 10-23 (.303)**

**1924-26 (2 seasons)**

## 1924-25 (4-12)

**Home: 1-7, Away: 2-4, Neutral: 1-1**

Date	Site	Result	Opponent	TR	OR	Rec
J9	h	L	22-23 Atlanta Athletic Club			0-1
J10	h	L	18-20 Clemson			0-2
J13	a	W	28-26 Fort McPherson (2ot)			1-2
J16	h	L	18-23 Mercer			1-3
J17	a	W	28-21 Auburn			2-3
J24	h	L	28-37 Vanderbilt			2-4
J31	h	W	30-25 Georgia			3-4
F6	h	L	16-18 Kentucky			3-5
F7	h	L	14-15 Auburn			3-6
F13	a	L	21-28 Mercer			3-7
F14	a	L	30-32 Clemson			3-8
F16	a	L	12-35 NC State			3-9
F17	h	L	27-36 Davidson			3-10
F21	a	L	24-34 Georgia			3-11
F27	n1	W	31-14 Sewanee			4-11
F28	n1	L	26-34 North Carolina			4-12

Home games played on campus at the Temporary Gym, a 2,500-seat wooden structure on the corner of Third Street & Techwood Drive.

n1-SIC Tournament (City Auditorium, Atlanta, Ga.)

## 1925-26 (6-11)

**Home: 6-3, Away: 0-6, Neutral: 1-1**

Date	Site	Result	Opponent	TR	OR	Rec
D29	a	L	28-29 Havana Yacht Club			exh
D30	a	W	18-15 Univ. of Havana			exh
D31	a	W	31-28 Havana Yacht Club (2ot)			exh
J2	a	L	10-16 Univ. of Havana			exh
J4	h1	L	18-33 Tulane			0-1
J8	h	W	35-30 Georgia			1-1
J9	a	L	28-32 Auburn			1-2
J11	h	W	31-18 Tulane			2-2
J13	h	W	23-19 Marquette			3-2
J15	a	L	23-27 Vanderbilt			3-3
J16	a	L	24-25 Kentucky			3-4
J22	h	W	23-22 NC State			4-4
J23	h	L	20-26 South Carolina			4-5
J30	a	L	29-33 Georgia			4-6
F6	h	L	20-31 Mississippi State			4-7
F12	a	L	14-30 NC State			4-8
F13	a	L	19-36 South Carolina			4-9
F19	h	W	28-13 Auburn			5-9
F20	h1	L	19-34 Georgia			5-10
F26	n1	W	30-27 Alabama			6-10
F27	n1	L	24-36 Mississippi			6-11

Home games at Temporary Gym

## ALL-TIME SCORES

## Roy Mundorff

Pennsylvania '21

Record: 172-134 (.562)

1926-1943 (17 seasons)



## 1926-27 (17-10)

Home: 9-0, Away: 6-9, Neutral: 2-1

Date	Site	Result	Opponent	TR	OR	Rec
D20	a L	26-35	Columbus Kinners			0-1
D21	a L	25-52	Cincinnati			0-2
D22	a L	41-43	Cincinnati YMCA			0-3
D23	a L	36-38	Evansville			0-4
D24	a W	29-24	Islay Dairy			1-4
D25	a W	26-25	Loraine Lions Club			2-4
D27	a L	37-40	Wittenburg			2-5
D28	a L	28-61	DePauw			2-6
D30	h W	19-18	Dixie Portland			3-6
J5	a L	28-34	Atlanta Athletic Club			3-7
J8	h W	22-20	Auburn (ot)			4-7
J15	a W	36-35	Georgia (ot)			5-7
J19	h W	44-16	Progressive Club			6-7
J21	h W	36-29	Vanderbilt			7-7
J22	h W	46-19	Kentucky			8-7
J28	h W	75-14	Southern Bell			9-7
J29	h1 W	33-27	Georgia			10-7
F2	a W	31-28	Progressive Club			11-7
F4	h W	50-15	Alabama			12-7
F5	h W	41-23	Atlanta Athletic Club			13-7
F10	a L	27-29	Louisiana State			13-8
F11	a W	38-37	Tulane			14-8
F12	a L	24-42	Auburn			14-9
F16	n2 W	45-31	Oglethorpe			15-9
F19	a W	36-25	Georgia			16-9
F25	n3 W	40-24	Mississippi State			17-9
F26	n3 L	18-32	South Carolina			17-10

Home games at Temporary Gym except where noted

n1, h1-City Auditorium, Atlanta, Ga.; n2-Atlanta Athletic Club; n3-SIC Tournament, City Auditorium, Atlanta, Ga.

## 1927-28 (10-7)

Home: 3-2, Away: 4-4, Neutral: 3-1

Date	Site	Result	Opponent	TR	OR	Rec
D28	n1 W	47-20	Standard Oil			1-0
D29	a L	23-32	Albany YMCA			1-1
D31	n2 W	41-36	Penn-Dixie			2-1
J4	a L	26-36	Atlanta Athletic Club			2-2
J7	a L	29-56	Auburn			2-3
J14	h L	30-33	Georgia			2-4
J17	h W	42-24	Clemson			3-4
J20	h W	31-26	Tennessee			4-4
J28	a W	36-35	Georgia			5-4
F8	h L	29-33	Atlanta Athletic Club			5-5
F10	a W	41-31	Vanderbilt			6-5
F11	a W	35-31	Kentucky			7-5
F13	a W	42-25	Tennessee			8-5
F15	a L	21-30	Alabama			8-6
F18	h1 W	28-26	Georgia			9-6
F24	n3 W	50-24	Florida			10-6
F25	n3 L	29-30	Auburn			10-7

Home games at Temporary Gym except where noted

h1-City Auditorium; n1-Savannah, Ga.; n2-Chattanooga, Tenn.; n3-SIC Tournament (City Auditorium, Atlanta, Ga.)

## 1928-29 (15-6)

Home: 8-2, Away: 7-3, Neutral: 0-1

Date	Site	Result	Opponent	TR	OR	Rec
D23	a W	33-31	LaGrange YMCA			1-0
D26	a W	41-35	The Citadel			2-0
D27	a W	34-26	Savannah J.E.A.			3-0
D28	a W	53-26	Dixie Stars			4-0
D31	a L	29-31	Penn-Dixie			4-1
J1	a W	37-33	Rome YMCA			5-1
J5	h W	29-23	Clemson			6-1
J7	h W	36-19	Florida			7-1
J8	h W	33-26	Florida			8-1
J16	h W	33-19	Kentucky			9-1
J19	a W	40-28	Vanderbilt			10-1
J23	a L	26-43	Atlanta Athletic Club			10-2
J26	h1 W	38-37	Georgia			11-2
F2	h W	38-15	Vanderbilt			12-2
F6	h W	41-25	Auburn			13-2
F9	h W	37-21	Alabama			14-2
F13	h L	25-30	Tennessee			14-3
F16	a W	46-41	Auburn			15-3
F20	h L	26-37	Atlanta Athletic Club			15-4
F25	a L	25-27	Georgia			15-5
M1	n1 L	26-30	Clemson			15-6

Home games at Temporary Gym except where noted

h1-City Auditorium; n1-SIC Tournament (City Auditorium, Atlanta, Ga.)

## 1929-30 (10-13)

Home: 4-5, Away: 5-7, Neutral: 1-1

Date	Site	Result	Opponent	TR	OR	Rec
D27	a L	22-24	Baltimore			0-1
D28	a L	23-33	Pennsylvania			0-2
D30	a W	37-25	Stevens Tech			1-2
J1	a L	24-28	Crescent Athletic Club			exh
J3	a L	37-39	St. Thomas-Scranton			1-3
J4	a W	51-36	Franklin & Marshall			2-3
J10	h W	31-16	South Carolina			3-3
J11	h L	24-25	Clemson			3-4
J14	h W	36-22	Savannah J.E.A.			4-4
J18	h L	23-26	Georgia			4-5
J22	a L	28-33	Tennessee			4-6
J25	h1 L	23-25	Georgia			4-7
F1	h1 W	46-25	Vanderbilt			5-7
F4	a W	31-29	Atlanta Athletic Club			6-7
F7	a W	41-37	Vanderbilt			7-7
F8	a L	19-39	Kentucky			7-8
F12	a L	28-36	Alabama			7-9
F15	a L	26-40	Clemson			7-10
F17	a W	47-34	Auburn			8-10
F19	h1 W	40-29	Auburn			9-10
F22	h1 L	31-35	Georgia			9-11
F25	h L	22-37	Atlanta Athletic Club			9-12
F28	n1 W	53-31	Tulane			10-12
M1	n1 L	37-44	Duke			10-13

Home games at Temporary Gym except where noted

h1-City Auditorium; n1-SIC Tournament (City Auditorium, Atlanta, Ga.)

## 1930-31 (11-13)

Home: 6-2, Away: 5-10, Neutral: 0-1

Date	Site	Result	Opponent	TR	OR	Rec
D27	a W	34-17	Benjamin Franklin			1-0
D29	a W	49-45	Arundel Boat Club			2-0
D30	a L	24-29	Knights of Columbus			2-1
J1	a L	26-32	Manhattan (ot)			2-2
J2	a L	33-38	Rider			2-3
J3	a L	30-34	Temple			2-4
J7	h L	25-30	South Carolina			2-5
J10	a L	27-40	Atlanta Athletic Club			2-6
J14	a L	31-39	Florida			2-7
J16	h W	44-37	Vanderbilt			3-7
J17	a L	30-39	Georgia			4-7
J20	h W	32-23	Florida			4-8
J24	h W	49-29	Tennessee			5-8
J28	a W	37-33	Auburn			6-8
J31	h W	37-19	Georgia			7-8
F5	a L	32-45	Vanderbilt			7-9
F7	a L	34-38	Kentucky			7-10
F9	a W	32-25	Tennessee			8-10
F14	a L	15-44	Georgia			8-11
F17	h L	16-35	Kentucky			8-12
F20	h W	23-19	Alabama			9-12
F21	a W	41-17	South Carolina			10-12
F24	h W	47-22	Auburn			11-12
F27	n1 L	48-53	Florida			11-13

Home games at Temporary Gym, which burned down after the season

n1-SIC Tournament (City Auditorium, Atlanta, Ga.)

## 1931-32 (7-6)

Home: 6-2, Away: 1-3, Neutral: 0-1

Date	Site	Result	Opponent	TR	OR	Rec
J3	a W	42-21	Fort Benning			exh
J9	a W	41-32	Florida			1-0
J13	a L	22-25	Auburn			1-1
J16	h W	45-27	Vanderbilt			2-1
J23	a L	39-40	Mercer			2-2
J27	h W	52-27	Grayson Athletic Club			3-2
J30	h W	30-20	Georgia			4-2
F3	h L	19-34	Alabama			4-3
F6	a L	15-25	Georgia			4-4
F10	h W	36-28	Auburn			5-4
F13	h L	33-42	Mercer			5-5
F17	h W	38-23	Florida			6-5
F20	h W	25-22	Georgia			7-5
F26	n1 L	33-36	Louisiana State			7-6

Home games at City Auditorium

n1-SIC Tournament (City Auditorium, Atlanta, Ga.)

## GEORGIA TECH ENTERS SOUTHEASTERN CONFERENCE

## (1932-64)

(original members - Alabama, Auburn, Florida, Georgia, Georgia Tech, Kentucky, LSU, Mississippi, Mississippi State, Tennessee, Tulane, University of the South, Vanderbilt)

## 1932-33 (9-6, SEC 7-6)

Home: 4-1, Away: 4-4, Neutral: 1-1

Date	Site	Result	Opponent	TR	OR	Rec
J7	a W	29-28	Clemson			1-0
J11	h L	31-40	Original Celtics			exh
J14	a L	25-30	Georgia			1-1
J17	a W	38-32	Sewanee			2-1
J18	a L	27-38	Vanderbilt			2-2
J21	h W	47-18	Mercer			3-2
J28	h W	26-16	Georgia			4-2
F1	h L	19-26	Alabama			4-3
F4	h W	37-23	Tennessee			5-3
F6	h W	38-26	Sewanee			6-3
F9	h W	41-21	Mexico City YMCA			exh
F11	a L	22-45	Kentucky			6-4
F13	a L	26-33	Tennessee			6-5
F15	a W	29-20	Auburn			7-5
F18	a W	32-30	Georgia			8-5
F21	n1 W	29-18	Auburn			9-5
F24	n2 L	24-30	Tennessee			9-6

Home games at City Auditorium

n1-Atlanta Athletic Club; n2-SEC Tournament (City Auditorium, Atlanta, Ga.)

## 1933-34 (6-12, SEC 4-9)

Home: 3-4, Away: 3-7, Neutral: 0-1

Date	Site	Result	Opponent	TR	OR	Rec
D28	a L	19-38	Baltimore			0-1
D29	a L	32-40	Rider			0-2
D30	a L	31-45	St. Thomas-Scranton			0-3
J6	h L	22-24	Vanderbilt			0-4
J9	a W	28-26	Auburn			1-4
J13	a W	33-25	Georgia			2-4
J17	h L	28-50	Original Celtics			exh
J20	a W	40-39	Sewanee			3-4
J27	h L	33-37	Georgia			3-5
J31	h L	35-45	Tennessee			3-6
F3	a L	16-63	Alabama			3-7
F7	h W	31-25	Clemson			4-7
F9	a L	30-38	Vanderbilt			4-8
F10	a L	25-49	Kentucky			4-9
F12	a L	21-23	Tennessee			4-10
F14	h W	24-20	Auburn			5-10
F17	h L	27-28	Georgia			5-11
F21	h W	43-27	Sewanee			6-11
M2	n1 L	19-33	Georgia			6-12

Home games at City Auditorium

n1-SEC Tournament (City Auditorium, Atlanta, Ga.)

## 1934-35 (6-8, SEC 5-5)

Home: 3-2, Away: 3-6, Neutral: 0-0

Date	Site	Result	Opponent	TR	OR	Rec
J12	a L	29-43	Clemson			0-1
J16	h L	26-36	Tennessee			0-2
J19	a L	23-33	Georgia			0-3
J25	h L	32-33	Vanderbilt (ot)			0-4
F2	h W	32-27	Georgia			1-4
F6	h W	25-24	Auburn			2-4
F8	a L	24-53	Vanderbilt			2-5
F9	a L	30-57	Kentucky			2-6
F12	a W	34-19	Auburn			3-6
F16	a L	19-38	Xavier			3-7
F18	a L	30-34	Tennessee			3-8
F20	a W	42-28	Mercer			4-8
F23	a W	49-39	Georgia (ot)			5-8
M2	h W	42-31	Sewanee			6-8

Home games at City Auditorium

## 1935-36 (10-8, SEC 8-6)

Home: 6-2, Away: 3-5, Neutral: 1-1

Date	Site	Result	Opponent	TR.....	OR.....	Rec.....
J4	a L	25-36	Florida			0-1
J8	a W	59-42	Mercer			1-1
J11	h L	32-35	Clemson			1-2
J15	h W	46-20	Mercer			2-2
J17	h W	33-30	Tennessee			3-2
J18	a L	23-42	Vanderbilt			3-3
J25	a L	31-39	Clemson			3-4
F1	h W	29-21	Georgia			4-4
F4	a L	28-31	Auburn			4-5
F8	h L	40-42	Vanderbilt			4-6
F12	h W	34-16	Sewanee			5-6
F15	a W	58-35	Sewanee			6-6
F17	h W	39-22	Florida			7-6
F19	h W	46-22	Auburn			8-6
F22	a W	24-22	Georgia			9-6
F24	a L	21-33	Tennessee			9-7
F28	n1 W	42-37	Vanderbilt			10-7
F29	n1 L	34-43	Alabama			10-8



# ALL-TIME SCORES

## 1936-37 (13-2, SEC 10-0)

Home: 7-0, Away: 5-1, Neutral: 1-1

Date	Site	Result	Opponent	TR	OR	Rec
J9	h	W	53-36	Mercer		1-0
J13	a	W	35-25	Florida		2-0
J16	h	W	39-27	Vanderbilt		3-0
J20	h	W	51-13	Clemson		4-0
J23	a	W	54-32	Sewanee		5-0
J27	h	W	70-26	Fort Benning		6-0
J30	a	W	34-20	Georgia		6-0
F6	a	L	30-31	Pennsylvania		6-1
F10	h	W	36-18	Sewanee		7-1
F11	h	W	42-28	Auburn		8-1
F13	a	W	40-30	Vanderbilt		9-1
F15	h	W	43-37	Florida		10-1
F20	h	W	42-22	Georgia		11-1
F27	a	W	35-33	Auburn		12-1
M1	n1	W	43-30	Mississippi State		13-1
M2	n1	L	30-40	Kentucky		13-2

Home games at the Naval Armory

n1-SEC Tournament (Knoxville, Tenn.)

## 1937-38 (18-2, SEC 12-2)

Home: 11-0, Away: 4-2, Neutral: 3-0

### SEC Champions

Date	Site	Result	Opponent	TR	OR	Rec
J8	h	W	35-30	NC State		1-0
J15	h	W	59-25	Vanderbilt		2-0
J17	a	W	46-37	Mercer		3-0
J19	h	W	53-23	Mercer		4-0
J26	h	W	36-24	Alabama		5-0
J29	h	W	51-28	Georgia		6-0
F4	a	L	35-47	Louisiana State		6-1
F5	a	L	22-37	Tulane		6-2
F9	h	W	57-35	South Carolina		7-2
F10	h	W	41-31	Sewanee		8-2
F12	a	W	40-35	Vanderbilt		9-2
F15	h	W	43-42	Auburn		10-2
F17	h	W	54-40	Florida		11-2
F19	a	W	29-27	Georgia		12-2
F25	h	W	53-33	Clemson		13-2
F26	a	W	51-30	South Carolina		14-2
M1	h	W	54-32	Auburn		15-2
M5	n1	W	50-18	Vanderbilt		16-2
M4	n1	W	44-29	Tulane		17-2
M7	n1	W	58-47	Mississippi		18-2

Home games at the Naval Armory

n1-SEC Tournament (Baton Rouge, La.)

## GEORGIA TECH BEGINS PLAYING

### HOME GAMES IN HEISMAN GYM

## 1938-39 (6-9, SEC 4-8)

Home: 5-3, Away: 1-5, Neutral: 0-1

Date	Site	Result	Opponent	TR	OR	Rec
J11	h	L	28-30	Mercer		0-1
J14	h	W	30-24	Vanderbilt		1-1
J21	h	W	32-31	Tulane (ot)		2-1
J28	a	L	26-32	Georgia		2-2
F1	a	W	29-25	South Carolina		3-2
F4	a	L	29-33	Florida (ot)		3-3
F8	h	W	37-32	Sewanee		4-3
F9	h	W	37-35	Louisiana State		5-3
F11	a	L	42-49	Vanderbilt		5-4
F15	a	L	25-39	Alabama		5-5
F18	h	L	29-41	Georgia		5-6
F21	h	W	38-28	South Carolina		6-6
F22	a	L	24-38	Auburn		6-7
F27	h	L	33-49	Auburn		6-8
M3	n1	L	38-42	Mississippi (SEC)		6-9

n1-SEC Tournament (Knoxville, Tenn.)

## 1939-40 (7-8, SEC 6-7)

Home: 5-4, Away: 2-3, Neutral: 0-1

Date	Site	Result	Opponent	TR	OR	Rec
J6	a	L	30-34	South Carolina		0-1
J13	h	W	49-43	Vanderbilt		1-1
J15	h	L	40-45	Florida		1-2
J20	h	W	50-39	Mississippi		2-2
J27	h	L	31-46	Georgia		2-3
J31	h	L	34-52	Alabama		2-4
F2	a	W	34-33	Louisiana State		3-4
F3	h	L	25-37	Tulane		3-5
F6	h	W	53-31	Auburn		4-5
F10	a	W	57-39	Vanderbilt		5-5
F13	h	W	41-35	Duke		6-5
F17	a	L	31-40	Georgia		6-6
F19	h	W	44-39	Kentucky		7-6
F21	a	L	38-39	Auburn (ot)		7-7
F29	n1	L	43-55	Tennessee		7-8

n1-SEC Tournament (Knoxville, Tenn.)

## 1940-41 (8-11, SEC 4-9)

Home: 6-2, Away: 1-8, Neutral: 1-1

Date	Site	Result	Opponent	TR	OR	Rec
D29	n1	W	39-34	South Carolina (ot)		1-0
D31	a	W	44-35	South Carolina		2-0
J7	h	W	41-34	South Carolina		3-0
J8	h	W	63-51	Clemson		4-0
J14	h	W	60-47	Mississippi		5-0
J18	h	W	55-48	Vanderbilt		6-0
J20	h	L	37-47	Kentucky		6-1
J22	a	L	49-52	Clemson (ot)		6-2
J25	h	L	20-37	Tulane		6-3
F1	h	W	48-39	Auburn		7-3
F5	a	L	45-51	Auburn		7-4
F7	a	L	26-31	Georgia		7-5
F10	a	L	41-43	Louisiana State		7-6
F12	a	L	32-46	Alabama		7-7
F15	a	L	41-54	Vanderbilt		7-8
F17	a	L	41-60	Kentucky		7-9
F20	h	W	52-44	Georgia		8-9
F22	a	L	42-53	Notre Dame		8-10
F27	n2	L	33-39	Alabama		8-11

n1-Augusta, Ga.; n2-SEC Tournament (Louisville, Ky.)

## 1941-42 (8-8, SEC 4-8)

Home: 5-3, Away: 3-4, Neutral: 0-1

Date	Site	Result	Opponent	TR	OR	Rec
J8	h	W	49-35	Turner Field		1-0
J10	a	W	35-32	South Carolina		2-0
J15	h	L	25-31	Alabama		2-1
J17	h	L	32-39	Vanderbilt		2-2
J20	h	L	53-63	Kentucky		2-3
J24	h	W	53-44	Fort Benning		3-3
J31	h	W	48-42	Auburn		4-3
F3	a	L	38-43	Auburn		4-4
F6	a	L	41-54	Louisiana State		4-5
F7	a	W	52-43	Tulane		5-5
F11	h	W	64-32	Chattanooga		6-5
F14	a	W	35-27	Vanderbilt		7-5
F16	a	L	51-57	Kentucky		7-6
F19	h	W	49-29	Georgia		8-6
F21	a	L	37-38	Georgia		8-7
F26	n2	L	32-37	Alabama		8-8

n2-SEC Tournament (Louisville, Ky.)

## 1942-43 (11-5, SEC 7-5)

Home: 9-1, Away: 2-3, Neutral: 0-1

Date	Site	Result	Opponent	TR	OR	Rec
J9	h	W	33-23	South Carolina		1-0
J16	h	W	43-29	Vanderbilt		2-0
J19	h	L	36-38	Kentucky		2-1
J22	a	W	59-32	Auburn		3-1
J23	a	L	25-33	Alabama		3-2
J30	h	W	53-21	Auburn		4-2
F2	h	W	65-40	Fort Benning		5-2
F5	h	W	45-44	Louisiana State		6-2
F6	h	W	60-36	Tulane		7-2
F10	h	W	43-32	Clemson		8-2
F13	a	L	28-52	Vanderbilt		8-3
F15	a	L	31-58	Kentucky		8-4
F18	a	W	58-31	Georgia		9-4
F20	h	W	39-20	Georgia		10-4
F22	h	W	36-33	Camp Wheeler		11-4
F26	n1	L	41-48	Mississippi State		11-5

n1-SEC Tournament (Knoxville, Tenn.)

## Dwight Keith

Alabama '24

Record: 35-21 (.625)

1944-1946 (3 seasons)



## 1943-44 (14-4, SEC 3-1)

Home: 7-1, Away: 6-2, Neutral: 1-1

Date	Site	Result	Opponent	TR	OR	Rec
J7	a	W	46-34	Atlanta Naval Air Station		1-0
J8	h	W	48-31	Mercer		2-0
J14	h	W	70-37	Atlanta Naval Air Station		3-0
J15	h	W	68-28	Ga. Medical College		4-0
J21	h	W	34-18	Georgia Pre-Flight		5-0
J22	a	W	50-34	Clemson		6-0
J26	h	W	58-44	Mayport Naval Base		7-0
J28	a	L	34-43	Georgia Pre-Flight		7-1
J29	h	W	58-24	Clemson		8-1
F5	a	W	67-34	Mercer		9-1
F6	a	W	68-45	Ga. Medical College		10-1
F11	h	L	52-55	176th Infantry		10-2
F12	a	W	42-39	Georgia		11-2
F18	a	L	42-64	176th Infantry		11-3
F19	h	W	71-44	Georgia		12-3
F21	a	W	57-53	Mayport Naval Base		13-3
M2	n1	W	63-51	Vanderbilt		14-3
M3	n1	L	55-66	Tulane		14-4

n1-SEC Tournament (Louisville, Ky.)

## 1944-45 (11-6, SEC 9-5)

Home: 6-1, Away: 3-4, Neutral: 2-1

Date	Site	Result	Opponent	TR	OR	Rec
J10	h	W	41-36	Georgia Pre-Flight		1-0
J13	a	L	26-31	Alabama		1-1
J17	a	L	36-52	Georgia Pre-Flight		1-2
J20	h	W	53-39	Auburn		2-2
J22	h	L	58-64	Kentucky		2-3
J27	a	L	26-44	Tennessee		2-4
J29	a	W	47-38	Tulane		3-4
F3	a	L	32-51	Kentucky		3-5
F9	h	W	70-38	Georgia		4-5
F10	h	W	53-49	Tennessee		5-5
F14	h	W	53-45	Alabama		6-5
F17	a	W	74-41	Auburn		7-5
F21	h	W	51-47	Atlanta Naval Air Station (ot)		8-5
F24	a	W	69-42	Georgia		9-5
M1	n1	W	68-49	Georgia		10-5
M2	n1	W	60-43	Mississippi State		11-5
M3	n1	L	37-41	Tennessee		11-6

n1-SEC Tournament (Louisville, Ky.)

## 1945-46 (10-11, SEC 6-7)

Home: 5-5, Away: 5-5, Neutral: 0-1

Date	Site	Result	Opponent	TR	OR	Rec
D20	h	W	52-38	Clemson		1-0
J4	h	W	45-22	Auburn		2-0
J5	a	W	61-46	Clemson		3-0
J8	h	L	37-44	Alabama		3-1
J12	a	L	45-58	Tulane		3-2
J16	a	W	53-26	Auburn		4-2
J18	h	L	39-54	Duke		4-3
J19	a	W	36-30	Alabama		5-3
J21	a	L	43-68	Kentucky		5-4
J26	h	L	27-49	Tennessee		5-5
J28	h	L	26-54	Kentucky		5-6
F1	h	W	64-53	Florida		6-6
F2	h	W	55-45	South Carolina		7-6
F4	h	W	59-52	Tulane		8-6
F6	a	L	40-50	Georgia		8-7
F9	a	W	38-34	Tennessee		9-7
F12	a	L	51-73	Duke		9-8
F15	h	L	43-46	Georgia		9-9
F16	a	L	47-63	South Carolina		9-10
F23	a	W	58-50	Florida		10-10
F28	n1	L	30-36	Georgia		10-11

n1-SEC Tournament (Louisville, Ky.)

## ALL-TIME SCORES

## Roy McArthur

Georgia Tech '33

Record: 57-72 (.442)

1947-1951 (5 seasons)



## 1946-47 (12-11, SEC 6-6)

Home: 7-2, Away: 3-8, Neutral: 2-1

Date	Site	Result	Opponent	TR	OR	Rec
D12	h	W	Chattanooga			1-0
D14	h	W	South Carolina			2-0
D19	h	W	Davidson			3-0
D31	a	W	Boston College			4-0
J2	a	L	Detroit			4-1
J4	a	L	Michigan State			4-2
J11	h	W	Tulane			5-2
J15	a	W	Auburn			6-2
J17	h	L	Alabama			6-3
J20	h	L	Kentucky			6-4
J25	h	W	Tennessee			7-4
J29	h	W	Auburn			8-4
J31	a	L	Tulane			8-5
F1	a	L	Alabama			8-6
F4	a	W	Georgia			9-6
F7	a	L	Tennessee			9-7
F14	a	L	North Carolina			9-8
F15	a	L	Duke			9-9
F19	h	W	Georgia			10-9
F22	a	L	Kentucky			10-10
F28	n1	W	Mississippi State			11-10
F29	n1	W	Alabama			12-10
M1	n1	L	Kentucky			12-11

n1-SEC Tournament (Louisville, Ky.)

## 1947-48 (12-16, SEC 9-11)

Home: 4-7, Away: 5-5, Neutral: 3-4

## SEC Runner-up

Date	Site	Result	Opponent	TR	OR	Rec
D15	h	L	Furman			0-1
D19	h	W	Chattanooga			1-1
D20	h	W	Virginia			2-1
D29	n1	L	Texas			2-2
D30	n1	L	Rice			2-3
D31	n1	L	Hamline			2-4
J9	a	L	Tulane			2-5
J10	a	W	Louisiana State			3-5
J13	a	W	Furman			4-5
J19	h	L	Kentucky			4-6
J24	h	L	Tennessee			4-7
J26	h	L	Louisiana State			4-8
J30	a	L	Auburn			4-9
J31	h	L	Alabama			4-10
F4	a	W	Georgia			5-10
F6	a	L	Tennessee			5-11
F9	h	L	Tulane			5-12
F12	a	W	Georgia			6-12
F13	h	W	Florida			7-12
F16	h	L	Duke			7-13
F18	a	L	Georgia			7-14
F21	a	L	Kentucky			7-15
F25	h	W	Auburn			8-15
F28	a	W	Florida			9-15
M4	n2	W	Alabama			10-15
M5	n2	W	Georgia			11-15
M6	n2	W	Tulane			12-15
M6	n2	L	Kentucky			12-16

n1-All-College Tournament, Oklahoma City, Okla.; n2-SEC Tournament (Louisville, Ky.)

## 1948-49 (11-13, SEC 7-10)

Home: 7-5, Away: 4-6, Neutral: 0-2

Date	Site	Result	Opponent	TR	OR	Rec
D3	a	W	Birmingham Southern			1-0
D4	a	W	Howard College			2-0
D11	h	W	Chattanooga			3-0
D18	h	W	Furman			4-0
D20	n1	L	Long Island			4-1
D22	a	L	LaSalle			4-2
J7	a	L	Tulane			4-3
J8	a	L	Louisiana State			4-4
J11	a	L	Auburn			4-5
J14	h	W	Alabama			5-5
J17	h	L	Kentucky			5-6
J22	h	L	Tennessee			5-7
J26	h	L	Georgia (ot)			5-8
J29	h	L	Tulane			5-9
F2	a	W	Georgia			6-9
F5	h	W	Tennessee			7-9
F7	h	L	Louisiana State			7-10

F10	h	W	Florida			8-10
F12	a	L	Duke			8-11
F16	h	W	Georgia			9-11
F19	a	L	Kentucky			9-12
F23	h	W	Auburn			10-12
F26	a	W	Florida			11-12
M3	n2	L	Louisiana State			11-13

n1-Madison Square Garden, New York, N.Y.; n2-SEC Tournament (Louisville, Ky.)

## 1949-50 (14-13, SEC 7-9)

Home: 9-1, Away: 3-11, Neutral: 2-1

Date	Site	Result	Opponent	TR	OR	Rec
D3	h	W	Chattanooga			1-0
D10	h	W	Furman			2-0
D14	h	W	Davidson			3-0
D19	a	L	Bradley			3-1
D20	a	L	St. Louis			3-2
D22	a	W	Michigan State			4-2
D29	n1	W	Wake Forest			5-2
D30	a1	L	NC State			5-3
D31	n1	W	West Virginia			6-3
J2	a	W	Chattanooga			7-3
J6	a	L	Louisiana State			7-4
J7	a	L	Tulane			7-5
J10	h	W	Auburn			8-5
J14	a	L	Alabama			8-6
J16	h	L	Kentucky	2/na		8-7
J21	h	W	Tennessee			9-7
J25	a	L	Georgia			9-8
J28	h	W	Tulane			10-8
F1	h	W	Georgia			11-8
F4	a	L	Tennessee			11-9
F6	h	W	Louisiana State			12-9
F10	h	W	Florida			13-9
F15	a	L	Georgia (ot)			13-10
F18	a	L	Kentucky	5/na		13-11
F22	a	W	Auburn			14-11
F25	a	L	Florida			14-12
M2	n2	L	Tennessee			14-13

n1, a1-Dixie Classic (Reynolds Coliseum, Raleigh, N.C.); n2-SEC Tournament (Louisville, Ky.)

## 1950-51 (8-19, SEC 7-12)

Home: 4-6, Away: 3-12, Neutral: 1-1

Date	Site	Result	Opponent	TR	OR	Rec
D9	h	W	Furman			1-0
D16	a	L	Bradley		na/2	1-1
D18	a	L	Louisville			1-2
D28	a	L	San Francisco			1-3
D29	a	L	California			1-4
D30	a	L	California			1-5
J2	a	L	Rice			1-6
J5	a	L	Louisiana State			1-7
J6	a	L	Tulane			1-8
J9	h	W	Georgia			2-8
J13	h	L	Florida			2-9
J20	a	L	Georgia			2-10
J22	h	L	Kentucky	2/2		2-11
J26	a	W	Mississippi State			3-11
J27	a	W	Mississippi State			4-11
J31	h	W	Auburn			5-11
F3	a	W	Tennessee			6-11
F7	h	L	Georgia			6-12
F9	a	L	Kentucky		1/1	6-13
F10	a	L	Vanderbilt			6-14
F14	a	L	Auburn			6-15
F17	h	L	Alabama			6-16
F19	h	L	Vanderbilt			6-17
F21	h	W	Tennessee			7-17
F24	h	L	Pennsylvania (ot)			7-18
M2	n1	W	Tulane (ot)			8-18
M2	n1	L	Kentucky		1/1	8-19


n1-SEC Tournament (Louisville, Ky.)

## John "Whack" Hyder

Georgia Tech '37

Record: 292-271 (.519)

1952-1973 (22 seasons)



## 1951-52 (7-15, SEC 5-13)

Home: 3-7, Away: 2-6, Neutral: 2-2

Date	Site	Result	Opponent	TR	OR	Rec
D8	13	L	U.S. Marines			exh
D15	a	W	South Carolina			1-0
D28	n1	L	South Carolina			1-1
D29	n1	W	Auburn			2-1
D29	n1	W	Davidson			3-1
J5	h	L	Tulane			3-2
J9	h	W	Auburn			3-3
J12	a	L	Alabama			4-3
J14	h	L	Mississippi			4-4
J21	h	L	Kentucky	3/3		4-5
J26	a	L	Tennessee			4-6
J28	h	L	South Carolina			4-7
J30	h	W	Mississippi State			5-7
F2	a	L	Vanderbilt			5-8
F4	h	L	Louisiana State			5-9
F6	a	L	Georgia			5-10
F9	a	L	Kentucky		1/1	5-11
F13	a	W	Auburn			6-11
F16	a	L	Florida			6-12
F18	h	L	Vanderbilt			6-13
F20	h	L	Tennessee			6-14
F23	h	W	Georgia			7-14
F28	n2	L	Kentucky		1/1	7-15

n1-Carolina Invitational (Charlotte Coliseum, Charlotte, N.C.); n2-SEC Tournament (Louisville, Ky.)

## 1952-53 (5-17, SEC 4-9)

Home: 4-4, Away: 0-12, Neutral: 1-1

Date	Site	Result	Opponent	TR	OR	Rec
D10	a	L	Auburn			0-1
D12	h	L	South Carolina			0-2
D19	a1	L	Alabama			0-3
D29	n1	L	Florida			0-4
D30	n1	W	Georgia			1-4
J2	a	L	Tampa			1-5
J3	a	L	Miami			1-6
J6	a	L	Georgia			1-7
J10	a	L	Vanderbilt			1-8
J12	h	W	Alabama			2-8
J14	h	W	Auburn			3-8
J17	a	L	Tennessee			3-9
J24	h	L	South Carolina (ot)			3-10
J26	h	W	Vanderbilt			4-10
J31	a	L	Furman			4-11
F4	h	W	Georgia			5-11
F7	a	L	Mississippi			5-12
F9	a	L	Mississippi State			5-13
F14	h	L	Florida			5-14
F16	h	L	Tennessee			5-15
F21	a	L	Louisiana State		6/8	5-16
F23	a	L	Tulane			5-17

a1-Birmingham, Ala.; n1-Gator Bowl Tournament (Jacksonville, Fla.)

## 1953-54 (2-22, SEC 0-14)

Home: 2-7, Away: 0-11, Neutral: 0-4

Date	Site	Result	Opponent	TR	OR	Rec
D5	a	L	South Carolina			0-1
D12	a1	L	Auburn			0-2
D28	n1	L	Georgia			0-3
D29	n1	L	Ga. Teachers College			0-4
D30	n1	L	Florida			0-5
J9	a	L	Kentucky		1/1	0-6
J11	h	L	Vanderbilt			0-7
J14	h	L	Mississippi State			0-8
J16	h	L	Mississippi			0-9
J20	a	L	Auburn			0-10
J23	a	L	Vanderbilt		19/NR	0-11
J25	a	L	Murray State			0-12
J30	h	L	Tennessee			0-13
F2	n2	L	Kentucky		1/1	0-14
F6	a	L	Alabama			0-15
F8	h	L	Auburn			0-16
F11	a	L	Furman			0-17
F13	h	L	Louisiana State		17/12	0-18
F15	h	L	Tulane			0-19
F17	a	L	Georgia			0-20
F18	h	W	South Carolina			1-20
F22	a	L	Tennessee			1-21
F27	h	W	Georgia			2-21
M1	a	L	Florida			2-22

a1-Montgomery, Ala.; n1-Gator Bowl Tournament (Jacksonville, Fla.); n2-Louisville, Ky.



# ALL-TIME SCORES

## 1954-55 (12-13, SEC 7-7)

Home: 6-5, Away: 5-6, Neutral: 1-2

Date	Site	Result	Opponent	TR	OR	Rec
D18	h W	74-57	Sewanee			1-0
D20	h L	67-69	South Carolina			1-1
D28	n1 W	72-69	Idaho State (ot)			2-1
D30	n1 L	56-70	Canisius			2-2
J1	n1 L	62-68	Georgetown			2-3
J6	h L	66-67	Sewanee			2-4
J8	a W	59-58	Kentucky	1/1		3-4
J10	h L	69-71	Vanderbilt			3-5
J13	a L	95-111	Furman			3-6
J15	a L	66-81	Mississippi			3-7
J17	a W	90-71	Mississippi State			4-7
J22	a L	63-83	Vanderbilt			4-8
J24	a L	66-70	Georgia			4-9
J26	a W	73-70	Auburn			5-9
J29	a L	58-79	Tennessee			5-10
J31	h W	65-59	Kentucky	1/1		6-10
F5	h L	72-76	Alabama	13/nr		6-11
F7	h W	75-67	Auburn			7-11
F12	a W	79-72	Louisiana State (ot)			8-11
F14	a L	48-64	Tulane			8-12
F17	h W	75-54	Georgia			9-12
F19	a W	87-84	South Carolina (ot)			10-12
F21	h W	83-77	Tennessee	18/nr		11-12
F26	h L	66-67	Georgia (2ot)			11-13
F28	h W	88-68	Florida			12-13

n1-Queen City Tournament (Buffalo, N.Y.)

## 1955-56 (12-11, SEC 6-8)

Home: 6-2, Away: 4-7, Neutral: 2-2

Date	Site	Result	Opponent	TR	OR	Rec
D9	n1 L	76-88	North Carolina			0-1
D10	a L	66-87	Duke			0-2
D17	h W	75-62	Georgia			1-2
D29	n2 W	65-56	Westminster			2-2
D31	n2 W	86-82	Canisius			3-2
J2	n2 L	67-92	Xavier, Ohio			3-3
J7	a L	51-104	Kentucky	6/6		3-4
J9	h L	59-72	Vanderbilt	4/nr		3-5
J14	h W	87-59	Mississippi State			4-5
J16	h W	79-58	Mississippi			5-5
J18	a W	85-75	Furman			6-5
J21	a L	64-67	Vanderbilt	5/6		6-6
J28	h W	73-72	Tennessee			7-6
J30	h L	62-84	Kentucky	3/4		7-7
F4	a L	60-93	Alabama	12/17		7-8
F7	a L	74-77	Auburn (ot)			7-9
F11	h W	79-77	Tulane			8-9
F13	h W	97-74	Louisiana State			9-9
F16	a W	72-68	Georgia (ot)			10-9
F18	a W	79-74	South Carolina			11-9
F20	a L	74-76	Tennessee			11-10
F25	a W	81-72	Georgia			12-10
F27	a L	48-66	Florida			12-11

n1-Charlotte Coliseum, Charlotte, N.C.; n2-Queen City Tournament (Buffalo, N.Y.)

## GEORGIA TECH BEGINS PLAYING HOME GAMES AT ALEXANDER MEMORIAL COLISEUM

## 1956-57 (18-8, SEC 9-5)

Home: 10-4, Away: 6-3, Neutral: 2-1

Date	Site	Result	Opponent	TR	OR	Rec
N30	h L	61-71	Duke			0-1
D4	h W	67-64	Murray State			1-1
D6	h W	93-74	Furman			2-1
D15	h W	76-69	Texas A&M			3-1
D18	h W	80-58	Georgia			4-1
D20	h L	83-90	South Carolina			4-2
D27	n1 L	78-102	Marquette#			4-3
D28	n1 W	75-72	Idaho State#	20/nr		5-3
D29	n1 W	79-66	Texas Tech#			6-3
J3	h W	95-54	Howard College			7-3
J5	a L	72-95	Kentucky	3/3		7-4
J7	h L	73-81	Vanderbilt	9/11		7-5
J12	a W	80-77	Mississippi State			8-5
J14	a W	82-78	Mississippi			9-5
J19	a L	74-93	Vanderbilt	10/10		9-6
J22	a W	81-74	Auburn			10-6
J26	a W	84-77	Tennessee			11-6
J28	h L	65-76	Kentucky	5/3		11-7
F2	h W	92-67	Alabama			12-7
F4	h W	76-67	Auburn (ot)			13-7
F9	a L	67-73	Tulane			13-8
F11	a W	87-60	Louisiana State			14-8
F14	a W	67-65	Georgia			15-8
F19	h W	87-85	Tennessee			16-8
F23	h W	74-60	Georgia			17-8
F25	h W	64-57	Florida			18-8

n1-All-College Tournament (Oklahoma City, Okla.)

## 1957-58 (15-11, SEC 7-7)

Home: 12-4, Away: 1-7, Neutral: 2-0

Date	Site	Result	Opponent	TR	OR	Rec
D3	h W	74-52	Davidson			1-0
D5	h W	73-62	Alabama			2-0
D7	a L	64-70	South Carolina			2-1
D14	h L	64-67	Texas Tech (ot)			2-2
D16	h W	61-59	Baylor			3-2
D19	h L	68-69	Georgia (ot)			3-3
D20	h L	59-70	Virginia Tech			3-4
D27	n1 W	67-58	Marquette			4-4
D28	n1 W	70-66	Detroit			5-4
J2	h W	74-64	Furman			6-4
J4	a L	60-76	Kentucky	10/15		6-5
J11	h W	78-61	Mississippi State	5/11		7-5
J13	h W	76-67	Mississippi			8-5
J18	h W	81-60	Vanderbilt			9-5
J20	h W	72-59	Georgia			10-5
J22	h L	72-80	Auburn			10-6
J25	h W	82-79	Tennessee	16/18		11-6
J27	h W	71-52	Kentucky	9/12		12-6
F1	a L	72-74	Alabama (2 ot)			12-7
F3	a L	78-99	Auburn			12-8
F8	h W	69-53	Tulane	19/nr		13-8
F10	h W	88-61	Louisiana State	19/nr		14-8
F18	a L	65-84	Tennessee	20/nr		14-9
F22	a L	59-62	Georgia			14-10
F24	a W	62-61	Florida (ot)			15-10
M1	a L	59-60	Vanderbilt			15-11

n1-Motor City Classic (Detroit, Mich.)

## 1958-59 (17-9, SEC 9-5)

Home: 10-4, Away: 7-5, Neutral: 0-0

Date	Site	Result	Opponent	TR	OR	Rec
D1	h L	64-72	Georgia Teachers College			0-1
D4	h W	65-56	Baylor			1-1
D6	a L	57-71	Louisville			1-2
D11	h W	73-66	Georgia			2-2
D13	a W	82-77	Furman			3-2
D20	h W	92-62	South Carolina			4-2
D22	h W	110-78	Wyoming			5-2
D27	a L	79-90	St. Louis	16/nr		5-3
D30	a W	89-76	Alabama			6-3
J3	a L	62-72	Kentucky	1/1		6-4
J7	a W	66-62	Georgia			7-4
J10	a L	67-75	Mississippi State	12/15		7-5
J12	a W	89-70	Mississippi			8-5
J17	h W	80-61	Vanderbilt	nr/19		9-5
J21	a L	55-66	Auburn	5/6		9-6
J24	h L	71-84	Tennessee			9-7
J26	h L	70-94	Kentucky	1/1		9-8
J31	h W	66-53	Alabama			10-8
F3	h L	40-51	Auburn	4/7		10-9
F7	a W	77-67	Tulane			11-9
F9	a W	64-63	Louisiana State			12-9
F14	h W	71-65	Oklahoma City (3ot)	14/19		13-9
F17	h W	59-49	Tennessee			14-9
F21	h W	82-62	Georgia			15-9
F23	h W	76-72	Florida			16-9
F28	a W	71-67	Vanderbilt			17-9

## 1959-60 (22-6, SEC 11-3)

Home: 13-1, Away: 8-4, Neutral: 1-1

Date	Site	Result	Opponent	TR	OR	Rec
D1	a W	59-49	Duke			1-0
D3	h W	91-63	Furman			2-0
D5	h W	68-56	Louisville			3-0
D8	h W	69-53	Alabama	na/15		4-0
D10	a W	70-64	South Carolina	na/15		5-0
D19	h W	80-53	NC State	na/12	na/16	6-0
D21	a L	71-80	Southern Methodist	na/12		6-1
D22	a W	63-60	Texas Tech	8/8		7-1
D31	a W	83-65	Georgia	10/17		8-1
J2	a W	62-54	Kentucky	10/17	13/14	9-1
J9	h W	82-60	Mississippi State	6/8		10-1
J11	h W	91-66	Mississippi			11-1
J13	h W	80-64	Georgia	6/6		12-1
J16	h W	74-66	Vanderbilt (ot)	6/6		13-1
J19	h L	59-66	Auburn	6/6		13-2
J23	h W	74-69	Tennessee	6/6		14-2
J25	h W	65-44	Kentucky	6/6	16/15	15-2
J30	a W	60-48	Alabama	6/6		16-2
F2	a L	45-48	Auburn	6/6		16-3
F6	h W	74-55	Tulane	6/6		17-3
F8	h W	76-56	Louisiana State	6/6		18-3
F13	h W	66-53	Georgia Southern	6/8		19-3
F16	a L	56-57	Tennessee	6/8		19-4
F20	a W	69-68	Georgia	6/8		20-4
F22	a W	69-55	Florida (ot)	6/8		21-4

F27	a L	57-62	Vanderbilt	6/8		21-5
M11	n1 W	57-54	Ohio University	13/8		22-5
M12	n1 L	69-86	Ohio State	13/8	3/3	22-6

n1-NCAA Midwest Regional (Freedom Hall, Louisville, Ky)

## 1960-61 (13-13, SEC 6-8)

Home: 9-3, Away: 3-8, Neutral: 1-2

Date	Site	Result	Opponent	TR	OR	Rec
D1	h W	74-56	Georgia			1-0
D3	h W	80-54	Furman			2-0
D9	h W	67-64	Southern Methodist	na/12		3-0
D12	a1 L	65-74	Louisville	na/12		3-1
D13	n1 L	62-67	Utah State	15/12		3-2
D17	a L	76-82	NC State	15/12	10/nr	3-3
D19	h L	48-61	Duke	15/12	7/12	3-4
D29	n2 W	54-51	Georgia			4-4
D30	n2 L	60-63	Navy			4-5
J3	h W	85-65	South Carolina			5-5
J7	a L	79-89	Kentucky			5-6
J11	a W	89-80	Georgia (ot)			6-6
J14	a L	67-69	Mississippi			6-7
J16	a L	61-62	Mississippi State (ot)			6-8
J21	h L	56-69	Vanderbilt			6-9
J24	a W	48-43	Auburn (ot)			7-9
J28	a L	60-65	Tennessee			7-10
J30	h W	62-60	Kentucky			8-10
F4	h W	57-49	Alabama			9-10
F7	h L	36-38	Auburn			9-11
F11	a L	50-63	Louisiana State			9-12
F13	a W	81-79	Tulane			10-12
F21	h W	60-59	Tennessee			11-12
F25	h W	83-71	Georgia			12-12
F27	h W	52-50	Florida			13-12
M4	a L	59-79	Vanderbilt	nr/18		13-13

n1 & a1-Bluegrass Invitational (Freedom Hall, Louisville, Ky); n2-Gator Bowl Tournament (Jacksonville, Fla.)

## 1961-62 (10-16, SEC 4-10)

Home: 8-7, Away: 2-8, Neutral: 0-1

Date	Site	Result	Opponent	TR	OR	Rec
D1	a L	55-67	Southern Methodist			0-1
D2	a L	80-84	Rice			0-2
D6	h W	72-56	William & Mary			1-2
D9	h L	67-70	Georgia			1-3
D20	h W	57-44	Baylor			2-3
D21	h W	58-57	Missouri			3-3
D29	a1 W	72-65	Furman			4-3
D30	n1 L	42-72	Arkansas			4-4
J2	h L	62-64	Navy (ot)			4-5
J6	a L	70-89	Kentucky	3/5		4-6
J11	h W	68-62	Georgia			5-6
J13	h L	55-60	Mississippi			5-7
J15	h L	56-57	Mississippi State	7/11		5-8
J20	h W	71-66	Vanderbilt			6-8
J23	h L	40-52	Auburn			6-9
J27	a W	66-65	Tennessee (ot)			7-9
J29	h L	62-71	Kentucky	2/3		7-10
F3	a L	70-76	Alabama			7-11
F5	a L	39-48	Auburn			7-12
F10	h L	51-52	Louisiana State			7-13
F12	h W	77-74	Tulane (ot)			8-13
F17	h W	59-50	Louisville			9-13
F20	h W	67-50	Tennessee			10-13
F24	a L	61-68	Georgia			10-14
F26	a L	75-82	Florida (ot)			10-15
M3	a L	74-88	Vanderbilt			10-16

# ALL-TIME SCORES

F16	h	L	73-78	Louisville.....	10/9.....	18-4
F19	a	W	72-60	Tennessee.....	nr/10.....	19-4
F23	h	W	66-58	Georgia (ot).....	nr/10.....	20-4
F25	h	W	89-69	Florida.....	nr/10.....	21-4
M2	a	L	74-75	Vanderbilt.....	10/12.....	21-5

n1-Gator Bowl Tournament (Jacksonville, Fla.)

## 1963-64 (17-9, SEC 9-5)

Home: 14-0, Away: 2-8, Neutral: 1-1

### SEC Runner-up

Date	Site	Result	Opponent.....	TR.....	OR.....	Rec
D2	h	W	73-65	Georgia.....		1-0
D4	h	W	92-69	Furman.....		2-0
D16	a	L	79-84	Rice (ot).....		2-1
D17	a	L	75-97	Southern Methodist.....		2-2
D21	h	W	96-71	Georgetown.....		3-2
D27	n1	W	84-83	Marquette.....		4-2
D28	n1	L	84-104	Wisconsin.....		4-3
D31	h	W	88-73	Navy.....		5-3
J4	h	W	76-67	Kentucky.....	1/1.....	6-3
J8	h	W	87-73	South Carolina.....		7-3
J11	h	W	69-54	Mississippi.....		8-3
J13	h	W	59-45	Mississippi State.....		9-3
J18	a	L	59-68	Louisville.....		9-4
J21	h	W	71-55	Georgia.....		10-4
J25	a	L	62-79	Kentucky.....	5/4.....	10-5
J27	a	L	63-83	Tennessee.....		10-6
F1	a	W	93-81	Alabama.....		11-6
F3	a	W	62-57	Auburn.....		12-6
F7	h	W	51-49	Louisiana State.....		13-6
F8	h	W	92-68	Tulane.....		14-6
F12	h	W	75-61	Vanderbilt (ot).....	7/7.....	15-6
F15	h	W	77-73	Florida State (ot).....		16-6
F18	h	W	47-45	Tennessee.....	nr/17.....	17-6
F22	a	L	68-81	Georgia.....		17-7
F24	a	L	73-92	Florida.....		17-8
F29	a	L	89-103	Vanderbilt.....	nr/13.....	17-9

n1-Milwaukee Classic, Milwaukee, Wis.

## GEORGIA TECH LEAVES SOUTHEASTERN CONFERENCE

## 1964-65 (14-11)

Home: 10-3, Away: 4-6, Neutral: 0-2

Date	Site	Result	Opponent.....	TR.....	OR.....	Rec
D1	h	L	52-60	Auburn.....		0-1
D3	h	W	83-75	Southern Methodist.....		1-1
D5	h	W	71-56	Rice.....		2-1
D7	h	L	52-66	Tennessee.....		2-2
D9	a	W	83-65	Mississippi State.....		3-2
D19	a	L	66-79	Georgia.....		3-3
D21	h	W	91-73	William & Mary.....		4-3
D29	n1	L	71-77	Louisville.....		4-4
D30	n1	L	90-95	Texas Tech.....		4-5
J2	a	L	68-73	Ohio State.....		4-6
J6	h	W	84-71	Sewanee.....		5-6
J9	a	W	96-85	Furman.....		6-6
J12	h	L	78-97	Wake Forest.....		6-7
J16	a	W	66-63	Louisville.....		7-7
J18	h	W	82-71	VMi.....		8-7
J20	a	L	65-72	Florida State.....		8-8
J23	a	L	48-55	Tennessee.....	nr/13.....	8-9
J25	h	W	75-73	Mississippi State.....		9-9
J29	h	W	93-83	Arkansas.....		10-9
F3	h	W	93-78	Clemson.....		11-9
F5	h	L	69-82	Phillips Oilers.....	exh	
F9	h	W	73-62	Georgia.....		12-9
F13	a	L	68-97	NC State.....	nr/18.....	12-10
F15	h	W	77-76	Florida State.....		13-10
F20	a	L	66-91	Georgia.....		13-11
F26	a	W	59-54	Auburn.....		14-11

n1-Sugar Bowl Tournament, New Orleans, La.

## 1965-66 (13-13)

Home: 10-4, Away: 2-8, Neutral: 1-1

Date	Site	Result	Opponent.....	TR.....	OR.....	Rec
D1	h	W	112-87	Texas Christian.....		1-0
D4	a	L	73-83	Southern Methodist.....		1-1
D6	a	W	96-87	Rice.....		2-1
D9	h	L	65-76	Georgia.....		2-2
D18	h	L	74-79	Auburn.....		2-3
D20	h	L	69-93	NC State.....	nr/19.....	2-4
D22	h	W	92-73	William & Mary.....		3-4
D27	n1	L	48-54	Louisville.....		3-5
D28	n1	W	83-40	Boston University.....		4-5
J4	h	W	89-77	Pittsburgh.....		5-5
J6	h	W	87-72	Clemson.....		6-5
J8	a	L	80-96	Wake Forest.....		6-6
J15	h	W	86-73	VMi.....		7-6
J19	h	W	89-56	Georgia.....		8-6
J22	a	L	48-83	Tennessee.....	nr/20.....	8-7
J28	h	W	88-75	Arkansas.....		9-7
J31	a	L	66-71	Florida State.....		9-8

F5	a	W	75-61	Notre Dame.....		10-8
F8	h	W	110-68	Furman.....		11-8
F12	a	L	93-102	NC State.....		11-9
F14	h	W	95-88	Florida State.....		12-9
F17	h	W	99-85	Tulane.....		13-9
F19	a	L	73-90	Auburn.....		13-10
F22	a	L	90-106	Clemson.....		13-11
F26	a	L	61-67	Georgia.....		13-12
F28	h	L	47-58	Tennessee.....		13-13

n1-Hurricane Classic, Miami, Fla.

## 1966-67 (17-9)

Home: 12-2, Away: 4-6, Neutral: 1-1

Date	Site	Result	Opponent.....	TR.....	OR.....	Rec
D1	h	W	87-70	Southern Methodist.....		1-0
D3	h	W	87-61	Rice.....		2-0
D7	a	L	87-89	Georgia.....		2-1
D19	h	W	93-75	Brown.....		3-1
D21	h	W	78-76	Auburn (ot).....		4-1
D28	n1	W	101-70	Michigan.....		5-1
D29	a1	L	72-91	UCLA.....	1/1.....	5-2
D30	n1	L	71-83	Illinois.....		5-3
J5	h	L	55-76	Clemson.....		5-4
J7	h	L	91-99	Tulane.....		5-5
J10	a	L	68-69	Furman (ot).....		5-6
J14	h	W	102-85	NC State.....		6-6
J16	h	W	84-73	Ohio State.....		7-6
J21	h	W	79-53	Georgia.....		8-6
J24	a	W	88-77	Clemson.....		9-6
J28	a	W	75-68	Florida State.....		10-6
J30	h	W	91-57	Mercer.....		11-6
F1	a	L	48-59	Tennessee.....	nr/13.....	11-7
F4	h	W	102-87	Notre Dame.....		12-7
F6	a	W	81-71	Jacksonville.....		13-7
F11	h	W	82-80	North Carolina.....	2/2.....	14-7
F15	a	W	87-79	Georgia.....		15-7
F18	a	L	71-74	Tulane.....		15-8
F22	a	L	61-65	NC State.....		15-9
F25	h	W	102-84	Florida State.....		16-9
F27	h	W	90-84	Miami, Fla.....		17-9

n1, a1-Bruin Classic (Pauley Pavilion, Los Angeles, Calif.)

## 1967-68 (12-13)

Home: 9-4, Away: 3-6, Neutral: 0-3

Date	Site	Result	Opponent.....	TR.....	OR.....	Rec
D2	a	W	84-70	Rice.....		1-0
D4	a	W	77-74	Southern Methodist.....		2-0
D7	h	W	86-78	Georgia.....		3-0
D16	h	L	52-63	Auburn.....		3-1
D21	h	W	70-67	Texas Christian.....		4-1
D28	n1	L	54-65	Illinois.....		4-2
D30	n1	L	71-96	Loyola-Chicago.....		4-3
J2	h	L	78-79	Yale.....		4-4
J6	h	W	100-81	Tulane.....		5-4
J8	a	L	53-63	Jacksonville.....		5-5
J17	h	W	68-61	Furman.....		6-5
J20	h	L	57-73	Florida State.....		6-6
J22	a	L	55-66	Ohio State.....		6-7
J27	n2	L	54-82	North Carolina.....	3/3.....	6-8
J30	h	W	90-70	VMi.....		7-8
F1	h	W	99-64	Clemson.....		8-8
F7	a	L	75-79	West Virginia.....		8-9
F10	h	W	97-67	Wofford.....		9-9
F12	h	W	97-77	Jacksonville.....		10-9
F15	a	L	76-89	Georgia.....		10-10
F17	h	W	60-55	Army.....		11-10
F20	h	L	69-71	Tennessee (2ot).....	nr/11.....	11-11
F24	a	L	67-72	Florida State.....		11-12
F28	a	W	80-51	Clemson.....		12-12
M2	a	L	77-88	Tulane.....		12-13

n1-Chicago Classic (Chicago, Ill.); n2-Charlotte (N.C.) Coliseum

## 1968-69 (12-13)

Home: 8-4, Away: 3-8, Neutral: 1-1

Date	Site	Result	Opponent.....	TR.....	OR.....	Rec
N30	a	L	72-76	Clemson.....		0-1
D3	h	W	87-59	Southern Methodist.....		1-1
D5	a	L	74-84	Georgia.....		1-2
D17	a	L	59-72	Tennessee.....		1-3
D20	a1	L	71-75	UTEP.....		1-4
D21	n1	L	57-59	Oklahoma City.....		1-5
J2	h	W	98-77	Tampa.....		2-5
J6	h	L	62-71	Jacksonville.....		2-6
J8	h	W	72-66	Clemson.....		3-6
J14	h	L	70-101	North Carolina.....	2/2.....	3-7
J18	a	W	67-59	Mercer.....		4-7
J20	h	L	66-73	Ohio State.....	13/nr.....	4-8
J23	h	W	75-56	Rice.....		5-8

J25	h	W	85-59	Hawaii.....		6-8
J28	a	W	72-63	Furman.....		7-8
J30	a	L	52-71	Notre Dame.....	nr/16.....	7-9
F5	n2	W	87-74	VMi.....		8-9
F8	a	L	67-73	Jacksonville.....		8-10
F10	h	W	88-67	Air Force.....		9-10
F13	h	W	73-66	Georgia.....		10-10
F15	h	W	90-79	Tulane.....		11-10
F18	a	W	84-76	Florida State.....		12-10
F22	h	L	80-98	Florida State.....		12-11
F24	a	L	85-87	Auburn.....		12-12
M1	a	L	77-80	Tulane.....		12-13

n1, a1-Sun Bowl Tournament (El Paso, Texas); n2 - Salem, Va.

## 1969-70 (17-10)

Home: 10-2, Away: 4-6, Neutral: 3-2

Date	Site	Result	Opponent	TR	OR	Rec
D1	h	W	72-49	Virginia		1-0
D3	h	W	92-80	Georgia		2-0
D6	h	W	68-54	Oklahoma City		3-0
D9	a	W	87-57	Rice		4-0
D10	a	L	66-77	Southern Methodist		4-1
D22	h	W	97-76	Samford		5-1
D27	a1	L	90-121	UCLA	2/2	5-2
D29	n1	L	65-87	Indiana		5-3
J5	h	W	100-71	Southern Illinois		6-3
J7	h	W	96-84	Clemson		7-3
J10	h	W	78-72	Tulane		8-3
J15	h	W	88-61	Furman		9-3
J17	h	W	86-74	Auburn		10-3
J19	a	L	78-88	Clemson		10-4
J24	h	L	83-89	Florida State	18/nr	10-5
J26	a	L	71-74	Ohio State		10-6
J31	a	W	51-48	Air Force		11-6
F4	a	L	69-74	Georgia		11-7
F9	a	W	92-62	Pittsburgh		12-7
F13	n2	W	89-77	NC State	5/6	13-7
F14	n2	W	104-95	North Carolina	10/8	14-7
F17	h	W	101-62	Georgia State		15-7
F21	a	L	80-97	Florida State	8/11	15-8
F23	a	W	86-76	Tulane		16-8
F26	h	L	81-86	Jacksonville	6/6	16-9
M13	n3	W	78-68	Duquesne		17-9
M16	n3	L	55-56	St. John's		17-10



## ALL-TIME SCORES

## 1971-72 (6-20)

Home: 6-5, Away: 0-11, Neutral: 0-4

Date	Site	Result	Opponent	TR	OR	Rec
D1	h	L	55-63	Ohio State	4/4	0-1
D11	h	L	62-76	Auburn		0-2
D18	a	L	70-93	SMU		0-3
D20	h	W	83-71	William & Mary		1-3
D22	h	W	108-91	Furman		2-3
D29	n1	L	66-91	Davidson		2-4
D30	n1	L	64-91	Rutgers		2-5
J5	h	L	57-66	Clemson		2-6
J8	h	L	85-90	Alabama		2-7
J12	a	L	74-87	Rice		2-8
J17	h	W	82-62	Notre Dame		3-8
J20	h	W	94-78	Tulane		4-8
J22	h	L	69-71	Florida State		4-9
J25	a	L	68-99	Alabama		4-10
J29	a	L	70-83	Clemson		4-11
F2	h	W	82-78	Georgia		5-11
F5	a	L	53-75	Air Force		5-12
F7	a	L	65-93	Kansas		5-13
F11	n2	L	70-87	NC State		5-14
F12	n2	L	73-118	North Carolina	3/3	5-15
F15	a	L	77-91	Auburn		5-16
F19	a	L	50-108	Florida State	14/11	5-17
F23	a	L	66-87	North Carolina	5/3	5-18
F26	h	W	80-74	Randolph-Macon		6-18
F28	a	L	74-78	Tulane		6-19
M2	h	W	88-87	Athletes In Action		exh
M7	a	L	78-93	Georgia		6-20

n1-Charlotte Invitational (Charlotte Coliseum, Charlotte, N.C.); n2-North-South Doubleheader (Charlotte Coliseum, Charlotte, N.C.)

## 1972-73 (7-18)

Home: 6-7, Away: 1-8, Neutral: 0-3

Date	Site	Result	Opponent	TR	OR	Rec
N25	h	W	90-83	Auburn		1-0
N28	a	L	77-86	Clemson		1-1
D11	a	L	73-89	Alabama		1-2
D16	a	L	69-78	Florida		1-3
D18	a	L	60-63	William & Mary		1-4
D22	h	L	68-69	Tulane		1-5
D29	a1	L	55-90	Maryland	2/4	1-6
D30	n1	L	87-102	Bowling Green		1-7
J6	h	W	85-82	Hawaii (ot)		2-7
J8	h	W	69-65	Rice		3-7
J15	h	L	79-85	Ohio State		3-8
J22	h	L	83-89	Alabama	11/16	3-9
J27	h	W	88-86	Duke		4-9
J31	a	L	78-87	Georgia		4-10
F3	h	L	57-74	Clemson		4-11
F5	h	L	85-87	Florida (ot)		4-12
F9	n2	L	72-107	North Carolina	6/6	4-13
F10	n2	L	94-118	NC State	2/2	4-14
F17	h	L	70-81	Stetson		4-15
F19	h	W	81-66	UNC Charlotte		5-15
F26	a	L	69-79	Auburn		5-16
F28	h	L	82-102	Oklahoma City		5-17
M2	a	W	87-83	Tulane		6-17
M6	h	W	77-67	Georgia		7-17
M10	a	L	73-77	Georgia State		7-18


n1, a1-Maryland Invitational (Cole Field House, College Park, Md.); n2-North-South Doubleheader (Charlotte Coliseum, Charlotte, N.C.)

## Dwane Morrison

South Carolina '54

Record: 91-122 (.427)

1974-1981 (8 seasons)



## 1973-74 (5-21)

Home: 4-10, Away: 1-7, Neutral: 0-4

Date	Site	Result	Opponent	TR	OR	Rec
N30	h	L	64-88	Alabama	18/na	0-1
D13	h	L	86-88	Auburn		0-2
D15	a	L	61-63	Clemson		0-3
D18	h	L	77-85	Mississippi State		0-4
D27	n1	L	80-108	Baylor		0-5
D28	n1	L	95-101	Yale		0-6
J2	h	L	68-70	Florida		0-7
J4	h	W	73-69	Wisconsin-LaCrosse		1-7
J7	a	L	71-89	Ohio State		1-8
J10	h	W	70-62	St. Bernard		2-8
J12	h	W	82-76	Newberry		3-8
J16	h	L	66-75	Georgia		3-9
J19	a	L	90-96	Tulane		3-10
J23	a	L	74-79	Alabama	9/10	3-11
J28	h	L	85-102	Mercer		3-12
J31	h	L	86-98	Southern Mississippi		3-13

F2	h	W	73-61	Georgia State	4-13
F8	n2	L	54-98	NC State	2/2
F9	n2	L	70-108	North Carolina	4-15
F13	h	L	73-82	South Carolina	14/14
F16	a	L	60-70	Duke	4-17
F20	h	L	70-71	Tulane	4-18
F23	a	L	71-94	Oklahoma City	4-19
F27	a	L	70-92	Auburn	4-20
M2	h	L	58-71	Clemson	4-21
M7	a	W	97-95	Georgia (ot)	5-21

n1-Old Dominion Invitational (The Scope, Norfolk, Va.); n2-North-South Doubleheader (Charlotte Coliseum, Charlotte, N.C.)

## 1974-75 (11-15)

Home: 8-5, Away: 2-8, Neutral: 1-2

Date	Site	Result	Opponent	TR	OR	Rec
N29	a	L	67-86	Georgia		0-1
D9	a	L	76-91	Alabama	11/na	0-2
D13	h	W	80-74	Georgia State		1-2
D17	a	L	86-94	Southern Mississippi		1-3
D19	a	W	64-61	Mississippi State		2-3
D23	a	L	67-75	Ohio State		2-4
D27	a1	L	67-105	Maryland	5/7	2-5
D28	n1	W	70-61	St. Bonaventure (ot)		3-5
J2	a	L	69-90	Florida		3-6
J4	a	W	70-68	Mercer		4-6
J10	h	W	73-72	Boston University		5-6
J15	h	L	75-87	Auburn		5-7
J17	h	W	75-74	Wofford		6-7
J22	h	L	80-97	Alabama	6/6	6-8
J24	h	W	89-84	Presbyterian (ot)		7-8
J28	h	L	73-80	Pan American		7-9
J31	h	W	91-80	Mercer		8-9
F3	h	W	78-75	Samford (ot)		9-9
F7	n2	L	66-101	NC State	6/6	9-10
F8	n2	L	81-111	North Carolina	12/11	9-11
F11	h	W	89-82	College of Charleston		10-11
F19	h	L	69-85	Clemson	16/nr	10-12
F22	a	L	86-107	Duke		10-13
F24	h	W	74-69	Tulane		11-13
M1	a	L	47-58	South Carolina		11-14
M5	h	L	73-77	Georgia		11-15

n1, a1-Maryland Invitational (Cole Field House, College Park, Md.); n2-North-South Doubleheader (Charlotte Coliseum, Charlotte, N.C.)

## GEORGIA TECH ENTERS METRO CONFERENCE

## 1975-76 (13-14, Metro 0-1)

Home: 9-4, Away: 0-6, Neutral: 4-4

Date	Site	Result	Opponent	TR	OR	Rec
N28	h	W	59-57	Georgia		1-0
D8	a	L	53-68	VMI		1-1
D10	a	L	65-93	Maryland	2/3	1-2
D16	h	W	85-60	Davidson		2-2
D19	a1	L	64-66	Kentucky	20/nr	2-3
D20	n1	L	70-85	Arizona State	19/18	2-4
D29	a2	W	98-81	Furman		3-4
D30	n2	L	87-94	Rutgers	14/16	3-5
J3	n3	W	72-68	Davidson		4-5
J6	a	L	63-69	Georgia		4-6
J9	h	L	71-91	Duke		4-7
J13	h	W	79-54	East Tennessee State		5-7
J17	a	L	58-59	Tulane		5-8
J21	h	L	62-69	Georgia State		5-9
J24	h	W	71-61	Newberry		6-9
J26	h	L	44-55	Marquette	3/2	6-10
J29	h	W	87-61	Presbyterian		7-10
F2	h	W	66-56	VMI		8-10
F6	n4	L	74-79	North Carolina	4/3	8-11
F7	n4	W	78-67	NC State	10/10	9-11
F11	a	L	51-72	Auburn		9-12
F19	h	W	65-60	Southern Mississippi		10-12
F21	h	W	58-56	The Citadel		11-12
F23	h	L	55-63	South Carolina		11-13
F28	h	W	91-52	College of Charleston		12-13
M4	n5	W	74-68	Tulane		13-13
M5	n5	L	60-71	Cincinnati	13/18	13-14

n1, a1-Kentucky Invitational (Memorial Coliseum, Lexington, Ky.); n2, a2-Poinsettia Tournament (Greenville, S.C.); n3-Charlotte Coliseum, Charlotte, N.C.; n4-North-South Doubleheader (Charlotte Coliseum, Charlotte, N.C.); n5-Metro Tournament (Freedom Hall, Louisville, Ky.)

## 1976-77 (18-10, Metro 3-3)

Home: 12-1, Away: 3-5, Neutral: 3-4

Date	Site	Result	Opponent	TR	OR	Rec
N26	a	W	64-43	Georgia		1-0
D10	n1	L	72-88	Idaho State		1-1
D11	n1	W	80-79	Columbia		2-1
D13	h	W	74-72	St. Francis, Pa.		3-1
D15	h	W	59-44	Davidson		4-1

D18	h	W	62-54	East Tennessee State		5-1
D22	a	L	57-64	Tulane		5-2
J3	a	L	45-63	Marquette	12/14	5-3
J5	h	W	97-76	College of Charleston		6-3
J8	a	L	69-98	Clemson	16/15	6-4
J10	h	W	74-54	Georgia State		7-4
J14	h	W	71-59	St. Louis		8-4
J17	h	W	89-82	Memphis State	18/nr	9-4
J22	a	W	63-59	The Citadel		10-4
J27	h	L	51-60	Georgia		10-5
J29	h	W	89-62	Tulane		11-5
J31	h	W	81-37	Wofford		12-5
F4	n2	L	74-97	North Carolina	13/12	12-6
F5	n2	L	71-81	NC State		12-7
F9	h	W	82-63	Presbyterian		13-7
F12	a	L	73-84	Cincinnati	12/11	13-8
F15	h	W	90-64	The Citadel		14-8
F19	a	W	47-45	South Carolina		15-8
F21	h	W	63-57	UNC-Wilmington		16-8
F25	a	L	80-91	Louisville	10/10	16-9
M3	n3	W	72-67	Florida State		17-9
M4	n3	W	56-55	Louisville	10/9	18-9
M5	n3	L	61-74	Cincinnati	14/20	18-10

n1-Marshall Invitational (Huntington, W.Va.); n2-North-South Doubleheader (Charlotte Coliseum, Charlotte, N.C.); n3-Metro Tournament (Mid-South Coliseum, Memphis, Tenn.)

## 1977-78 (15-12, Metro 6-6)

Home: 10-3, Away: 2-8, Neutral: 3-1

Date	Site	Result	Opponent	TR	OR	Rec
N25	h	W	75-58	Georgia		1-0
N28	h	W	77-67	UNC-Wilmington		2-0
N30	h	W	84-69	Troy State		3-0
D3	h	W	82-55	Georgia State		4-0
D13	h	W	94-54	DePaul		5-0
D16	n1	W	64-57	Oregon		6-0
D17	a1	L	63-65	Dayton		6-1
D21	a	L	78-79	Davidson		6-2
D28	n2	W	73-67	St. John's		7-2
D29	a2	L	63-65	Maryland	14/14	7-3
J2	h	W	59-56	Cincinnati	11/11	8-3
J9	h	W	94-65	Southern Mississippi		9-3
J11	a	L	64-68	Georgia		9-4
J14	a	L	84-90	Louisville	9/8	9-5
J16	a	W	75-70	Tulane		10-5
J21	a	W	92-79	St. Louis		11-5
J24	h	L	62-65	Memphis State		11-6
J28	h	W	57-49	St. Louis		12-6
F1	h	L	72-77	Auburn		12-7
F9	a	L	67-75	Cincinnati		12-8
F11	h	W	63-58	Tulane		13-8
F14	h	W	69-59	Louisville		14-8
F18	a	L	59-61	Memphis State	12/10	14-9
F21	a	L	72-78	Florida State	12/10	14-10
F25	h	L	82-85	Florida State	12/10	14-11
M2	n3	W	39-38	Cincinnati	nr/18	15-11
M3	n3	L	69-71	Florida State	nr/18	15-12

n1, a1-Dayton Invitational (Dayton Arena, Dayton, Ohio); n2-Maryland Invitational (Cole Field House, College Park, Md.); n3-Metro Tournament (Riverfront Coliseum, Cincinnati, Ohio)

# ALL-TIME SCORES

## GEORGIA TECH ENTERS ATLANTIC COAST CONFERENCE (1979-PRESENT)

(members - Clemson, Duke, Georgia Tech, Maryland, North Carolina, NC State, Virginia, Wake Forest)

### 1979-80 (8-18, ACC 1-13/8th)

Home: 7-7, Away: 0-9, Neutral: 1-2

Date	Site	Result	Opponent	TR	OR	Rec
D1	a	L	Virginia	13/13		0-1
D12	h	W	Presbyterian			1-1
D15	a	L	Georgia			1-2
D17	h	W	Wofford			2-2
D19	a	L	Maryland			2-3
D21	n1	W	Alabama			3-3
D22	n1	L	Virginia Tech			3-4
D29	a	L	NC State			3-5
J3	h	L	Maryland			3-6
J5	h	L	Clemson			3-7
J7	a	L	Duke	1/1		3-8
J9	h	W	Western Carolina			4-8
J12	h	L	Troy State			4-9
J14	a1	L	North Carolina	15/15		4-10
J19	a2	L	Boston College			4-11
J21	h	L	Duke	5/5		4-12
J26	h	L	Wake Forest			4-13
J31	a	L	Clemson	16/17		4-14
F2	h	W	Seton Hall			5-14
F6	a	L	NC State			5-15
F9	h	W	Virginia	18/nr		6-15
F11	h	L	North Carolina	11/11		6-16
F16	a	L	Wake Forest			6-17
F18	h	W	Georgia			7-17
F21	h	W	West Virginia Tech			8-17
F28	n2	L	Maryland (ot)	7/7		8-18

n1-Roanoke Times & World-News Holiday Classic (Roanoke (Va.) Civic Center); a1-Greensboro (N.C.) Coliseum; a2-Boston Garden, Boston, Mass.; n2-ACC Tournament (Greensboro [N.C.] Coliseum)

### 1980-81 (4-23, ACC 0-14/8th)

Home: 4-12, Away: 0-8, Neutral: 0-3

Date	Site	Result	Opponent	TR	OR	Rec
N28	h	L	Western Carolina			0-1
D1	h	W	Flagler			1-1
D2	h	W	University of the South			2-1
D6	h	L	Georgia			2-2
D17	h	W	Presbyterian			3-2
D20	h	L	Wofford			3-3
D23	h	L	Maryland	9/9		3-4
D26	n1	L	Purdue			3-5
D27	n1	L	Jacksonville			3-6
D30	a	L	Georgia			3-7
J3	a	L	Wake Forest	8/8		3-8
J7	h1	L	Clemson	20/20		3-9
J10	a	L	NC State			3-10
J12	h	W	Newberry			4-10
J17	h	L	Virginia	2/2		4-11
J21	a	L	Clemson	19/nr		4-12
J24	a	L	North Carolina	17/18		4-13
J28	h	L	NC State			4-14
J31	a	L	Maryland	14/13		4-15
F4	h	L	Duke			4-16
F7	h	L	Wake Forest	8/8		4-17
F11	h	L	Troy State			4-18
F14	h	L	Baptist			4-19
F16	a	L	Georgia	1/1		4-20
F21	a	L	Duke			4-21
F25	h	L	North Carolina	11/10		4-22
M5	n2	L	Virginia	4/4		4-23

h1-The Omni, Atlanta, Ga.; n1-Gator Bowl Tournament (Jacksonville, Fla.); n2-ACC Tournament (Capital Centre, Landover, Md.)

## Bobby Cremins

South Carolina '70

Record: 354-237 (.599)

1982-2000 (19 seasons)



### 1981-82 (10-16, ACC 3-11/8th)

Home: 8-5, Away: 2-7, Neutral: 0-4

Date	Site	Result	Opponent	TR	OR	Rec
N30	h	W	Presbyterian			1-0
D2	h	W	University of the South			2-0
D4	a	L	Georgia			2-1
D16	h	W	West Chester State			3-1
D18	n2	L	UTEP			3-2
D19	n2	L	Oklahoma State			3-3
D23	a	W	Maryland			4-3
D28	n1	L	Georgia			4-4
J2	h	L	Wake Forest	nr/20		4-5
J6	h	L	Clemson			4-6
J9	h	L	NC State	15/15		4-7
J13	h	W	Flagler			5-7
J16	a	L	Virginia	3/2		5-8
J20	a	L	Clemson			5-9
J23	h1	L	North Carolina	1/1		5-10
J26	a	L	NC State	17/17		5-11
J30	h	W	Maryland			6-11
F3	a	L	Duke			6-12
F6	a1	L	Wake Forest	13/16		6-13
F10	h	W	Francis Marion			7-13
F13	a	W	Georgia Southern			8-13
F15	h	L	Virginia	1/1		8-14
F20	h	W	Duke			9-14
F24	a	L	North Carolina	2/2		9-15
F27	h	W	Georgia State			10-15
M4	n3	L	North Carolina	1/1		10-16

h1, n1-The Omni, Atlanta, Ga.; n2-Sun Bowl Tournament (El Paso, Texas); a1-Greensboro (N.C.) Coliseum; n3-ACC Tournament (Greensboro [N.C.] Coliseum)

### 1982-83 (13-15, ACC 4-10/6th)

Home: 12-3, Away: 0-9, Neutral: 1-3

Date	Site	Result	Opponent	TR	OR	Rec
N29	h	W	Wofford			1-0
D2	h	W	St. Francis, N.Y.			2-0
D4	n1	L	Georgia			2-1
D13	h	W	University of the South			3-1
D15	h	W	Alabama A&M			4-1
D18	a	L	Oklahoma			4-2
J4	n2	L	Iona			4-3
J8	a1	L	Wake Forest			4-4
J11	h	W	Clemson			5-4
J13	h	W	South Carolina State			6-4
J15	a	L	NC State	19/19		6-5
J17	h1	L	Virginia	2/2		6-6
J19	h	W	Georgia State			7-6
J24	a	L	Clemson			7-7
J26	h	W	Francis Marion			8-7
J29	a1	L	North Carolina	3/3		8-8
F2	h	L	NC State			8-9
F5	a	L	Maryland			8-10
F9	h	W	Duke			9-10
F12	h	W	Wake Forest			10-10
F14	a	L	Virginia	3/2		10-11
F16	a	L	South Carolina			10-12
F21	h	W	Appalachian State			11-12
F23	h	W	Maryland			12-12
F26	a	L	Duke			12-13
M2	h1	L	North Carolina	8/10		12-14
M11	n3	W	Maryland			13-14
M12	n3	L	Virginia	2/2		13-15

h1, n1-The Omni, Atlanta, Ga.; n2-Brendan Byrne Arena, East Rutherford, N.J.; n3-ACC Tournament (The Omni, Atlanta, Ga.); a1-Greensboro (N.C.) Coliseum

### 1983-84 (18-11, ACC 6-8/T-5th)

Home: 13-2, Away: 1-7, Neutral: 4-2

National Invitation Tournament

Date	Site	Result	Opponent	TR	OR	Rec
N21	h	W	Marathon Oil			exh
N28	h	W	Alabama A&M			1-0
D2	n1	L	Georgia	13/na		1-1
D12	h	W	Flagler			2-1
D16	n2	W	Pepperdine			3-1
D17	n2	W	Central Michigan			4-1
D28	n3	W	Nebraska			5-1
D29	n3	W	Alabama			6-1
J4	h	W	Appalachian State			7-1
J7	h	W	Wake Forest	8/9		8-1
J9	h	W	South Carolina State			9-1

J11	a	L	Clemson	69-79		9-2
J15	h	W	NC State	56-47		10-2
J16	h	W	Augusta	75-57		11-2
J19	h	W	Wofford	78-44		12-2
J23	h	W	Virginia (3ot)	72-71		13-2
J26	h	W	Clemson	59-52		14-2
J28	a	L	North Carolina	61-73	1/1	14-3
J30	h	L	Duke	68-69	18/nr	14-4
F2	a	L	Wake Forest (ot)	74-78	15/15	14-5
F4	h	W	Maryland (2ot)	71-70	10/9	15-5
F7	a	L	Virginia	59-91	18/nr	15-6
F12	a	L	NC State	67-68	18/nr	15-7
F16	h	W	South Carolina	68-50		16-7
F20	h	W	Maryland-Eastern Shore	70-61		17-7
F23	a	L	Maryland	74-79		17-8
F25	a	W	Duke	58-56	14/19	18-8
F29	h1	L	North Carolina	56-69	1/1	18-9
M9	n4	L	Duke	63-67	16/nr	18-10
M10	a1	L	Virginia Tech	74-77		18-11

n1, h1-The Omni, Atlanta, Ga.; n2-Casaba Club Classic (A.G. Spanos Center, Stockton, Calif.); n3-Cotton States Classic (The Omni, Atlanta, Ga.); n4-ACC Tournament (Greensboro [N.C.] Coliseum); a1-National Invitation Tournament (Cassell Coliseum, Blacksburg, Va.)

### 1984-85 (27-8, ACC 9-5/T-1st)

Home: 13-2, Away: 5-4, Neutral: 9-2

ACC Champions • NCAA East Finalist

Date	Site	Result	Opponent	TR	OR	Rec
N17	h	W	Marathon Oil (ot)			exh
N24	h	W	Baptist	18/nr		1-0
N27	h	W	Tennessee-Chattanooga	18/nr		2-0
N30	h	W	Tennessee Tech	18/nr		3-0
D11	n1	L	Georgia	12/14		3-1
D15	a	W	NC State	12/14	9/8	4-1
D18	h	W	North Carolina A&T	13/13		5-1
D21	h	W	Augusta	13/13		6-1
D26	n2	W	Arkansas	10/13		7-1
D27	n2	W	Washington	10/13	11/12	8-1
D28	n2	W	Maryland	10/13	nr/20	9-1
J3	h	W	Maryland-Eastern Shore	8/7		10-1
J5	a	L	Wake Forest	8/7		10-2
J8	h	L	Clemson	9/10		10-3
J14	a	W	UNC Charlotte	9/10		11-3
J17	h	W	Monmouth, N.J.	17/15		12-3
J21	h	W	Virginia	17/15		13-3
J23	a	W	Clemson	16/17		14-3
J27	a	W	North Carolina	16/17	8/9	15-3
J30	h	L	NC State	8/9		15-4
F2	a	W	Maryland	8/9	17/17	16-4
F6	h	W	Duke	10/7	5/5	17-4
F10	h	W	Wake Forest	10/7		18-4
F16	a	L	Virginia	6/5		18-5
F19	h	W	Maryland	8/9	nr/19	19-5
F23	a	L	Duke	8/9	6/5	19-6
F27	h1	W	North Carolina	10/13	8/11	20-6
M2	h	W	St. Louis	10/13		21-6
M3	a	L	Oklahoma	10/13	6/6	21-7
M8	n3	W	Virginia	9/11		22-7
M9	n3	W	Duke	9/11	7/9	23-7
M10	n3	W	North Carolina	9/11	6/7	24-7
M15	n4	W	Mercer	6/6		25-7
M17	n4	W	Syracuse	6/6	15/15	26-7
M21	n5	W	Illinois	6/6	12/10	27-7
M23	n5	L	Georgetown	6/6	1/1	27-8

h1, n1-The Omni, Atlanta, Ga.; n2-Rainbow Classic (Blaisdell Center, Honolulu HI.); n3-ACC Tournament (The Omni); n4-NCAA East First & Second Rounds (The Omni); n5-NCAA East Regional (Providence, R.I., Civic Center)

### 1985-86 (27-7, ACC 11-3/2nd)

Home: 10-2, Away: 7-2, Neutral: 10-3

ACC Tournament Finalist

NCAA Southeast Regional Semifinalist

Date	Site	Result	Opponent	TR	OR	Rec
N11	h	W	Australian National	2/na		exh
N25	h	W	USC-Aiken	2/na		1-0
N30	n2	L	Michigan	2/na	3/na	1-1
D2	a	W	St. Louis	2/na		2-1
D4	a	W	Tennessee-Chattanooga	5/4		3-1
D7	n1	W	Georgia	5/4		4-1
D17	h	W	Old Dominion	7/7		5-1
D20	n3	W	Texas A&M	7/7		6-1
D21	n3	W	Jacksonville	7/7		7-1
D27	n4	W	Texas	7/6		8-1
D28	n4	W	Navy	7/6		9-1
D30	h	W	Richmond	7/6		10-1
J4	a	W	Virginia	6/6		11-1
J8	h	W	Wake Forest	5/5		12-1
J9	n5	W	Rutgers	5/5		13-1
J11	h	W	Maryland	5/5		14-1

## ALL-TIME SCORES

F4	h1 L	77-78	North Carolina (ot).....	2/2.....	1/1.....	17-3
F6	h W	87-76	UNC Charlotte.....			18-3
F9	a L	59-75	Duke.....	2/2T.....	4/2T.....	18-4
F15	h W	62-55	Virginia.....	5/5.....		19-4
F19	a W	59-49	Wake Forest.....	5/5.....		20-4
F22	a W	77-70	Maryland.....	5/5.....		21-4
F27	h1 W	69-57	NC State.....	4/3.....	18/18.....	22-4
M1	h1 L	57-59	Illinois.....	4/3.....		22-5
M2	h W	74-63	Clemson.....	4/3.....		23-5
M7	n6 W	79-61	Clemson.....	6/6.....		24-5
M8	n6 W	64-62	Maryland.....	6/6.....		25-5
M9	n6 L	67-68	Duke.....	6/6.....	1/1.....	25-6
M13	n7 W	68-53	Marist.....	6/6.....		26-6
M15	n7 W	66-61	Villanova.....	6/6.....		27-6
M20	n8 L	64-70	Louisiana State.....	6/6.....		27-7

*h1, n1-The Omni; n2-Hall of Fame Tip-Off Classic (Springfield, Mass., Civic Center); n3-Gator Bowl Tournament (Jacksonville, Fla.); n4-Cotton States Classic (The Omni); n5-Madison Square Garden, New York, N.Y.; n6-ACC Tournament (Greensboro, N.C., Coliseum); n7-NCAA Southeast First & Second Rounds (Assembly Center, Baton Rouge, La.); n8-NCAA Southeast Regional (The Omni)*

## 1986-87 (16-13, ACC 7-7/5th)

Home: 7-2, Away: 4-8, Neutral: 5-3

## NCAA Tournament

Date	Site	Result	Opponent.....	TR.....	OR.....	Rec
N12	h L	78-96	Soviet National.....			exh
N28	n2 W	67-65	Stanford.....			1-0
N29	a1 L	62-67	Richmond (ot).....			1-1
D1	h W	84-57	Pennsylvania.....			2-1
D3	n1 W	72-66	Georgia.....	15/nr.....		3-1
D14	a L	49-52	Louisiana State.....	16/nr.....		3-2
D20	n3 W	65-62	Boston College (ot).....	16/nr.....		4-2
D21	n3 W	63-54	Southern Methodist.....	16/nr.....		5-2
D27	n4 W	79-61	Rutgers.....	18/nr.....		6-2
D29	n4 L	53-62	St. John's.....	18/nr.....	15/16.....	6-3
J3	a W	65-59	Wake Forest (ot).....	18/nr.....		7-3
J10	a L	62-63	NC State.....	18/20.....		7-4
J12	a W	81-64	Old Dominion.....			8-4
J14	h W	83-67	North Carolina A&T.....			9-4
J20	h L	66-67	Clemson.....	10/12.....		9-5
J22	h1 L	58-61	Virginia.....			9-6
J24	a L	55-92	North Carolina.....	2/1.....		9-7
J29	h W	75-66	Duke.....	13/11.....		10-7
F1	h W	76-72	Maryland.....			11-7
F3	h W	98-74	Georgia State.....			12-7
F7	h W	83-69	Wake Forest.....			13-7
F10	a W	78-74	Maryland.....			14-7
F14	h W	87-76	NC State.....			15-7
F18	a L	58-60	Virginia.....			15-8
F21	a W	79-72	Duke.....	17/18.....		16-8
F22	a L	67-84	DePaul.....	4/5.....		16-9
F25	a L	77-88	Clemson.....	13/12.....		16-10
M1	h1 L	76-92	North Carolina.....	2/3.....		16-11
M6	n5 L	54-55	Virginia.....			16-12
M13	n6 L	79-85	Louisiana State.....			16-13

*h1, n1-The Omni; n2, a1-Central Fidelity Classic (Robins Center, Richmond, Va.); n3-Suntory Ball (Aoyama College, Tokyo, Japan); n4-ECAC Holiday Festival (Madison Square Garden, New York, N.Y.); n5-ACC Tournament (Capital Centre, Landover, Md.); n6-NCAA Midwest First Round (Rosemont Horizon, Chicago, Ill.)*

## 1987-88 (22-10, ACC 8-6/4th)

Home: 13-3, Away: 5-5, Neutral: 4-2

## NCAA Tournament

Date	Site	Result	Opponent.....	TR.....	OR.....	Rec
N5	h L	78-87	Soviet National.....			exh
N20	h1 W	114-71	Alcorn State.....			1-0
N24	a1 L	69-80	Florida.....			1-1
D1	h W	79-71	Jackson State.....			2-1
D5	n1 W	78-77	Georgia.....			3-1
D12	h W	108-74	Augusta.....			4-1
D16	h2 W	87-70	Louisiana State.....			5-1
D19	a W	79-55	Pennsylvania.....			6-1
D22	h L	67-73	Richmond.....	nr/20.....		6-2
D29	n2 W	90-59	William & Mary.....			7-2
D30	n2 W	83-72	Auburn.....			8-2
J2	h W	86-57	George Washington.....			9-2
J6	a W	62-61	Louisville.....			10-2
J10	h W	78-66	Wake Forest.....			11-2
J12	h W	111-82	Georgia State.....			12-2
J16	h L	74-76	NC State.....			12-3
J19	h W	84-72	North Carolina A&T.....			13-3
J23	a L	55-58	Virginia.....			13-4
J26	h W	85-76	Clemson.....			14-4
J30	a L	71-73	North Carolina.....	3/3.....		14-5
F3	a L	65-78	Duke.....	4/5.....		14-6
F6	h W	71-70	DePaul.....			15-6
F8	a W	96-83	Maryland.....			16-6
F13	a W	78-75	Wake Forest.....			17-6
F17	h W	104-82	Maryland.....			18-6
F20	a W	87-84	NC State.....	14/14.....		19-6
F25	h W	76-71	Virginia.....	20/16.....		20-6
F28	h W	91-87	Duke.....	20/16.....	5/5.....	21-6
M2	h2 L	80-97	North Carolina.....	13/15.....	6/6.....	21-7

M5	a L	94-97	Clemson (2ot).....	13/15.....		21-8
M11	n3 L	67-84	Maryland.....	18/18.....		21-9
M18	n4 W	90-78	Iowa State.....			22-9
M20	n4 L	55-59	Richmond.....			22-10

*h1-Preseason NIT (Alexander Memorial Coliseum); n2, n1-The Omni; a1-Preseason NIT (O'Connell Center, Gainesville, Fla.); n2-Cotton States Classic (The Omni); n3-ACC Tournament (Greensboro, N.C., Coliseum); n4-NCAA East First & Second Rounds (Hartford [Conn.] Civic Center)*

## 1988-89 (20-12, ACC 8-6/5th)

Home: 13-2, Away: 4-6, Neutral: 3-4

## NCAA Tournament

Date	Site	Result	Opponent.....	TR.....	OR.....	Rec
N13	h W	77-74	Yugoslavian National.....			exh
N25	h W	97-63	UNC-Asheville.....	14/na.....		1-0
N28	h W	95-65	Coastal Carolina.....	14/na.....		2-0
D3	a W	94-64	George Washington.....	12/12.....		3-0
D10	h W	101-66	Baptist.....	12/12.....		4-0
D17	n1 L	69-80	Georgia.....	11/11.....		4-1
D20	a W	62-50	Richmond.....	16/16.....		5-1
D28	n2 W	87-78	Houston.....	17/17.....		6-1
D29	n2 L	75-80	Illinois.....	17/17.....	4/4.....	6-2
D30	n2 W	72-69	Purdue.....	17/17.....		7-2
J4	h W	92-69	East Carolina.....	19/16.....		8-2
J7	a W	84-75	Wake Forest.....	19/16.....		9-2
J10	h W	121-86	Georgia State.....	19/16.....		10-2
J14	a L	68-82	NC State.....	19/16.....	15/17.....	10-3
J15	h L	65-67	Louisville.....	19/16.....	9/9.....	10-4
J18	h W	88-63	Alcorn State.....	nr/20.....		11-4
J22	a L	92-102	Illinois (2ot).....	nr/20.....		11-5
J25	h W	75-74	Clemson.....	nr/19.....		12-5
J28	a L	85-92	North Carolina.....	nr/19.....	7/6.....	12-6
F2	h W	81-76	Duke.....	12/10.....		13-6
F4	h W	87-74	Maryland.....			14-6
F6	a L	71-78	Virginia.....			14-7
F8	n3 W	78-69	Iona.....	20/20.....		15-7
F11	h W	75-70	Wake Forest.....			16-7
F14	a W	67-66	Maryland.....			17-7
F18	h L	69-71	NC State.....	19/18.....		17-8
F20	a L	66-91	Duke.....	11/12.....		17-9
F22	h W	73-65	Virginia.....			18-9
F25	h W	90-80	Notre Dame.....			19-9
M1	h W	76-74	North Carolina.....	5/5.....		20-9
M4	a L	79-81	Clemson (ot).....			20-10
M10	n4 L	62-77	North Carolina.....	9/8.....		20-11
M17	n5 L	70-76	Texas.....			20-12

*n1-The Omni; n2-Rainbow Classic (Blaisdell Center, Honolulu, Hawaii); n3-Madison Square Garden, New York, N.Y.; n4-ACC Tournament (The Omni); n5-NCAA Midwest First Round (Reunion Arena, Dallas, Texas)*

## 1989-90 (28-7, ACC 8-6/T-3rd)

Home: 11-2, Away: 5-4, Neutral: 12-1

## ACC Champions • NCAA Final Four

Date	Site	Result	Opponent.....	TR.....	OR.....	Rec
N15	h W	103-88	Soviet National.....			exh
N24	h W	108-83	Georgia State.....	21/19.....		1-0
N28	h W	87-74	Richmond.....	21/19.....		2-0
D4	n1 W	93-92	Pittsburgh.....	21/19.....	18/nr.....	3-0
D11	h W	101-87	North Carolina A&T.....	18/18.....		4-0
D16	n2 W	92-89	Georgia.....	15/16.....		5-0
D19	h W	109-82	Coastal Carolina.....	14/13.....		6-0
D27	n3 W	98-76	Morehead State.....	14/13.....		7-0
D28	n3 W	111-92	Pittsburgh.....	14/13.....		8-0
J2	h W	86-77	Marist.....	12/12.....		9-0
J6	a W	91-79	Wake Forest.....	12/12.....		10-0
J11	h L	91-96	Duke.....	9/9.....	10/11.....	10-1
J13	h W	92-85	NC State.....	9/9.....	17/nr.....	11-1
J16	h W	59-57	Temple.....	11/11.....		12-1
J21	a L	79-81	Virginia (ot).....	11/11.....		12-2
J25	a L	90-91	Clemson.....	13/11.....		12-3
J28	a L	86-88	Duke.....	13/11.....	8/7.....	12-4
F1	h W	102-75	North Carolina.....	17/15.....	25/18.....	13-4
F3	a W	90-84	Maryland.....	17/15.....		14-4
F7	h W	79-70	Wake Forest.....	16/15.....		15-4
F10	a W	94-84	Louisville.....	16/15.....	15/14.....	16-4
F13	h W	80-78	Maryland.....	13/11.....		17-4
F15	n4 W	83-78	Fordham.....	13/11.....		18-4
F17	a W	95-92	NC State (2ot).....	13/11.....		19-4
F22	h L	71-73	Virginia.....	8/6.....		19-5
F24	a W	88-80	Notre Dame (ot).....	8/6.....		20-5
F28	a L	79-81	North Carolina.....	11/11.....		20-6
M3	h W	85-69	Clemson.....	11/11.....	20.....	21-6
M9	n5 W	76-67	NC State.....	14/13.....		22-6
M10	n5 W	83-72	Duke.....	14/13.....	12.....	23-6
M11	n5 W	70-61	Virginia.....	14/13.....		24-6
M15	n6 W	99-83	East Tennessee State.....	9/7.....		25-6
M17	n6 W	94-91	Louisiana State.....	9/7.....	19/nr.....	26-6
M23	n7 W	81-80	Michigan State (ot).....	9/7.....	4/4.....	27-6
M25	n7 W	93-91	Minnesota.....	9/7.....	20/nr.....	28-6
M31	n8 L	81-90	Nevada-Las Vegas.....	9/7.....	2/2.....	28-7

*n1-ACC-Big East Challenge (Hartford [Conn.] Civic Center); n2-The Omni; n3-*

*Kuppenheimer Classic (The Omni); n4-Madison Square Garden, New York, N.Y.; n5-ACC Tournament (Charlotte [N.C.] Coliseum); n6-NCAA Southeast First & Second Rounds (Thompson-Boling Arena, Knoxville, Tenn.); n7-NCAA Southeast Regional (Louisiana Superdome, New Orleans, La.); n8-NCAA National Semifinal (McNichols Arena, Denver, Colo.)*

## 1990-91 (17-13, ACC 6-8/T-5th)

Home: 9-3, Away: 2-7, Neutral: 6-3

## NCAA Tournament

Date	Site	Result	Opponent	TR	OR	Rec
N15	h W	99-92	Soviet National (ot)			exh
N24	h W	100-63	Augusta	14/14		1-0
N27	h W	87-65	Morgan State	14/14		2-0
D1	a L	71-73	Richmond	14/14		2-1
D5	n1 L	72-73	St. John's (ot)	20/20	17/18	2-2
D8	h W	92-72	Fordham	20/20		3-2
D15	a L	67-69	Temple	23/21		3-3
D19	n2 W	112-105	Georgia (3ot)		17/13	4-3
D22	n3 W	135-94	Loyola Marymount			5-3
D27	n4 W	95-83	Tulane			6-3
D28	n4 W	99-87	Villanova			7-3
J2	h W	84-77	Howard	24/nr		8-3
J6	h W	101-91	Wake Forest	24/nr		9-3
J9	a L	57-98	Duke	24/21	14/11	9-4
J13	a L	83-90	NC State	24/21		9-5
J19	h W	78-51	Virginia		14/15	10-5
J24	h W	89-68	Clemson	nr/25		11-5
J27	a W	88-86	North Carolina	nr/25	7/8	12-5
J30	h L	75-77	Duke	23/22	7/7	12-6
F1	h W	80-65	Maryland	23/22		13-6
F3	h L	73-79	NC State	23/22		13-7
F9	a L	74-86	Wake Forest			13-8
F13	a L	93-96	Maryland			13-9
F17	n5 W	62-56	Arizona		6/6	14-9
F19	a W	73-60	Virginia		20/19	15-9
F24	h W	82-69	Louisville			16-9
F28	h L	74-91	North Carolina	nr/21	4/4	16-10
M2	a L	62-69	Clemson	nr/21		16-11
M8	n6 L	68-82	NC State			16-12
M15	n7 W	87-70	DePaul		24/nr	17-12
M17	n7 L	61-65	Ohio State		5/5	17-13



# ALL-TIME SCORES

## 1992-93 (19-11, ACC 8-8/6th)

Home: 9-5, Away: 6-5, Neutral: 4-1

### ACC Champions • NCAA Tournament

Date	Site	Result	Opponent	TR	OR	Rec
N17	h	W	111-102	Athletes in Action	14/15	exh
N24	h	W	115-80	Akrides-Haarlem	14/15	exh
D1	h	W	112-83	Florida A&M	13/15	1-0
D5	a	L	87-96	Kentucky	13/15	5/5
D12	h	W	102-79	Georgia State	13/15	2-1
D16	n1	W	75-67	Georgia	17/16	3-1
D19	h2	W	87-85	Louisville	17/16	21/22
D22	a	W	81-74	Tennessee-Chattanooga	16/15	5-1
D29	h	W	105-85	Youngstown State	14/13	6-1
J2	h	W	78-52	VMU	14/13	7-1
J5	a	W	85-75	Maryland	10/11	8-1
J10	h	W	80-79	Duke	10/11	1/1
J13	a	L	67-80	North Carolina	8/8	3/4
J16	h	L	67-84	College of Charleston	8/8	9-3
J21	h	L	58-81	Wake Forest	16/16	9-4
J23	a	W	75-71	Virginia	16/16	7/10
J27	h	W	85-74	NC State	18/17	11-4
J31	a	L	77-96	Florida State	18/17	19/20
F4	h	L	80-83	Clemson	22/22	11-6
F6	h	W	93-79	Maryland	22/22	12-6
F10	a	L	63-73	Duke	nr/24	3/3
F14	h	L	66-77	North Carolina	nr/24	6/6
F17	a	W	65-60	Richmond		13-8
F20	a	W	69-58	Wake Forest	10/11	14-8
F23	h	W	73-61	Virginia	22/22	15-8
F28	a	L	60-68	NC State		15-9
M4	h	L	82-83	Florida State	11/11	15-10
M7	a	W	66-59	Clemson		16-10
M12	n3	W	69-66	Duke		8/8
M13	n3	W	69-61	Clemson		18-10
M14	n3	W	77-75	North Carolina	1/1	19-10
M19	n4	L	78-93	Southern	18/20	19-11

n1-The Omni; h2-Kuppenheimer Classic (Georgia Dome, Atlanta, Ga.); n3-ACC Tournament (Charlotte [N.C.] Coliseum); n4-NCAA West First Round (McKale Center, Tucson, Ariz.)

## 1993-94 (16-13, ACC 7-9/6th)

Home: 11-3, Away: 2-7, Neutral: 3-3

### National Invitation Tournament

Date	Site	Result	Opponent	TR	OR	Rec
N16	h	W	124-110	USA Verich Reps	14/15	exh
N22	h	W	88-68	Lithuanian National	13/15	exh
N26	n1	L	70-80	Michigan	13/15	5/5
N30	h	W	93-77	North Carolina A&T	16/17	1-1
D2	h	W	77-55	Western Carolina	16/17	2-1
D4	h	W	95-65	Georgia State	16/17	3-1
D11	h	W	86-69	Mercer	17/17	4-1
D15	n2	W	72-69	Georgia	14/14	5-1
D18	h3	W	86-77	Vanderbilt (ot)	14/14	24/24
D20	h	W	79-62	Mount St. Mary's	14/15	7-1
D29	n4	W	57-51	Temple	15/15	4/4
D27	n4	W	71-69	St. John's	15/15	9-1
J4	h	L	88-91	Maryland	12/13	9-2
J8	a	L	71-88	Duke	12/13	3/3
J12	h	W	89-69	North Carolina	17/18	1/1
J15	a	L	68-88	Louisville	17/18	15/15
J19	a	L	63-67	Wake Forest	17/17	10-5
J23	h	W	74-70	Virginia	17/17	11-5
J26	a	L	78-84	NC State	21/19	11-6
J29	h	L	73-74	Florida State	21/19	11-7
F2	a	L	69-88	Clemson		11-8
F5	a	W	83-71	Maryland	21/21	12-8
F8	h	L	63-66	Duke	2/2	12-9
F12	a	W	96-89	North Carolina	1/1	13-9
F19	h	W	71-69	Wake Forest	25/nr	14-9
F22	a	L	72-73	Virginia (ot)	23/nr	14-10
F26	h	W	81-69	NC State	23/nr	15-10
M2	a	L	68-71	Florida State		15-11
M5	h	W	90-79	Clemson		16-11
M11	n5	L	49-75	Wake Forest		16-12
M16	a1	L	68-76	Siena		16-13

n1-Hall of Fame Tip-Off Classic Holiday Festival (Springfield [Mass.] Civic Center); n2-The Omni; h3-Kuppenheimer Classic (Georgia Dome, Atlanta, Ga.); n4-ECAC Holiday Festival (Madison Square Garden, New York, N.Y.); n5-ACC Tournament (Greensboro [N.C.] Coliseum); a1-National Invitation Tournament (Knickerbocker Arena, Albany, N.Y.)

## 1994-95 (18-12, ACC 8-8/5th)

Home: 14-3, Away: 2-6, Neutral: 2-3

Date	Site	Result	Opponent	TR	OR	Rec
N16	h	W	100-61	Croatian National	23/22	exh
N26	h	W	112-56	Florida A&M	23/22	1-0
N28	h	W	90-78	Coastal Carolina	20/19	2-0
D1	h	W	89-63	Western Carolina	20/19	3-0
D3	h	W	100-74	East Carolina	20/19	4-0
D10	h	W	112-84	Lafayette	17/15	5-0
D14	n1	W	86-78	Georgia	14/13	6-0
D17	h2	L	72-77	Louisville	14/13	6-1
D19	h	W	94-73	Furman	18/19	7-1
D28	n3	L	66-69	Cincinnati	17/16	20/18

D29	n3	W	89-85	Oklahoma	17/16	8-2
D30	n3	L	69-76	Duke	17/16	7/7
J4	a	L	67-80	Maryland	24/20	7/11
J7	h	W	75-68	Duke	24/20	11/9
J11	a	L	75-86	North Carolina	22/17	4/2
J17	h	W	67-65	Wake Forest	22/18	15/16
J19	h	W	87-68	UNC-Wilmington	22/18	11-5
J22	a	L	85-88	Virginia (2ot)	22/18	18/19
J25	h	W	75-71	NC State	21/21	12-6
J29	a	W	81-68	Florida State	21/21	13-6
F1	h	W	80-50	Clemson	21/20	14-6
F4	h	W	100-91	Maryland	21/20	5/8
F9	a	L	70-77	Duke	18/15	15-7
F12	h	L	81-85	North Carolina	18/15	1/1
F15	h	W	85-81	North Carolina A&T	20/18	16-8
F18	a	L	62-73	Wake Forest	20/17	14/14
F22	h	L	60-83	Virginia	24/22	14/14
F25	a	W	72-68	NC State	24/22	17-10
M2	h	W	69-67	Florida State		18-10
M4	a	L	63-65	Clemson		18-11
M10	n4	L	67-77	Virginia	11/13	18-12

n1-The Omni; h2-Kuppenheimer Classic (Georgia Dome, Atlanta, Ga.); n3-Rainbow Classic (Special Events Center, Honolulu, Hawaii); n4-ACC Tournament (Greensboro [N.C.] Coliseum)

## 1995-96 (24-12, ACC 13-3/1st)

Home: 11-1, Away: 6-5, Neutral: 7-6

### ACC Regular Season Champions

#### NCAA Southeast Semifinalist

Date	Site	Result	Opponent	TR	OR	Rec
N2	h1	L	88-91	Marathon (ot)		exh
N15	h2	W	87-67	Manhattan		1-0
N17	h2	W	83-72	Oklahoma		2-0
N22	n1	L	72-94	Georgetown	25/20	4/4
N24	n1	W	77-61	Michigan	25/20	17/16
N27	h3	W	87-76	Campbell	20/20	4-1
D2	a	W	89-65	Appalachian State	20/20	5-1
D9	a	L	60-83	Kentucky	16/15	5/5
D13	a	L	70-94	Georgia	19/20	5-3
D16	h2	W	88-77	Louisville	19/20	20/19
D18	h3	L	69-71	Mount St. Mary's	21/18	6-4
D22	n3	L	67-75	Massachusetts	21/18	2/2
D29	n4	L	82-84	Bradley		6-6
D30	n4	L	66-71	Santa Clara		6-7
J3	h3	W	98-84	Maryland		7-7
J7	a	W	86-81	Duke	19/20	8-7
J10	h3	W	80-77	North Carolina	10/9	9-7
J13	h3	W	91-78	Western Carolina		10-7
J17	a	L	63-66	Wake Forest	6/6	10-8
J20	h4	W	90-70	Virginia		11-8
J24	a	W	76-71	NC State		12-8
J27	h4	W	79-58	Florida State		13-8
J30	a	L	70-73	Clemson	25/nr	24/21
F3	a	L	74-88	Maryland	25/nr	13-10
F7	h4	W	73-71	Duke (ot)		14-10
F10	a	W	92-83	North Carolina (ot)	12/11	15-10
F17	h4	W	64-63	Wake Forest	8/9	16-10
F21	a	W	94-75	Virginia	23/22	17-10
F25	h	W	82-83	NC State (ot)	23/22	18-10
F28	a	W	83-68	Florida State	18/20	19-10
M3	h4	W	87-74	Clemson	18/20	20-10
M8	n5	W	88-73	NC State	18/18	21-10
M9	n5	W	84-79	Maryland	18/18	22-10
M10	n5	W	74-75	Wake Forest	18/18	12/10
M15	n6	W	90-79	Austin Peay	13/15	23-11
M17	n6	W	103-89	Boston College	13/15	24-11
M22	n7	L	70-87	Cincinnati	13/15	7/6

h1-Georgia Dome; h2-Preseason NIT (Georgia Dome); h3-The Omni; h4-Alexander Memorial Coliseum; n1-Pre-Season NIT (Madison Square Garden, New York, N.Y.); h2-Jeep Eagle Classic (Georgia Dome); n3-Jimmy V. Classic (Brendan Byrne Arena, East Rutherford, N.J.); n4-Cable Car Classic (San Jose, Calif., Arena); n5-ACC Tournament (Greensboro, N.C., Coliseum); n6-NCAA Southeast First & Second Rounds (Orlando, Fla., Arena); n7-NCAA Southeast Regional (Rupp Arena, Lexington, Ky.)

## 1996-97 (9-18, ACC 3-13/9th)

Home: 8-6, Away: 0-9, Neutral: 1-3

Date	Site	Result	Opponent	TR	OR	Rec
N5	h	L	62-91	Marathon Oil		exh
N18	h	W	91-79	Newcastle of Australia		exh
N22	h	W	74-49	Wofford		1-0
N26	h	W	74-58	Morgan State		2-0
N29	h	W	91-60	Radford		3-0
D3	h	W	62-61	Georgia		4-0
D7	n1	L	58-76	Temple		4-1
D12	a	L	63-77	Maryland		4-2
D21	h1	L	59-88	Kentucky	3/3	4-3
D26	n3	W	58-47	Holstra		5-3
D28	n3	L	55-67	St. John's		5-4
D31	h	W	65-40	UNC Greensboro		6-4
J5	h	L	56-66	Duke	13/11	6-5
J8	h	L	63-73	Wake Forest	2/2	6-6
J11	a	L	56-60	Louisville	14/16	6-7

J15	h	W	71-58	Florida State		7-7
J18	a	L	50-73	North Carolina	22/21	7-8
J22	a	L	64-68	Virginia		7-9
J25	h	W	54-53	NC State		8-9
J30	a	L	57-70	Clemson	7/6	8-10
F2	a	L	61-70	Duke	12/11	8-11
F6	h	W	66-53	Virginia		9-11
F9	a	L	62-64	Florida State		9-12
F15	h	L	68-72	North Carolina	16/17	9-13
F19	h	L	68-76	Maryland	14/13	9-14
F22	a	L	51-72	NC State		9-15
F25	a	L	55-71	Wake Forest	5/5	9-16
M1	h	L	53-55	Clemson	12/10	9-17
M6	n4	L	46-60	NC State		9-18

n1-Coaches vs. Cancer Classic (Atlantic City [N.J.] Convention Center); h1-Delta Air Lines Holiday Classic (Georgia Dome, Atlanta, Ga.); n3-ECAC Holiday Festival (Madison Square Garden, New York, N.Y.); n4-ACC Tournament (Greensboro [N.C.] Coliseum)

## 1997-98 (19-14, ACC 6-10/6th)

Home: 12-6, Away: 4-7, Neutral: 3-1

### NIT Quarterfinalist

Date	Site	Result	Opponent	TR	OR	Rec
N4	h	W	96-76	CSKA Bulgaria		exh
N17	h	W	86-76	Athletes in Action		exh
N24	h	W	95-65	Winthrop		1-0
N27	n1	W	62-60	Alabama		2-0
N28	n1	W	77-65	St. John's		3-0
N29	n1	W	73-69	Louisville	19/19	4-0
D4	h	L	69-71	NC State (ot)	22/23	4-1
D6	h	W	84-63	Delaware State	22/23	5-1
D13	a	L	71-85	Kentucky	24/23	4/5
D17	h	W	100-63	Coastal Carolina		6-2
D20	h1	W	94-86	Louisville		7-2
D23	a	L	71-77	Georgia	nr/23	7-3
D27	a1	W	69-61	Miami	nr/23	8-3
D31	h	W	93-76	North Texas		9-3
J3	h	W	90-58	Wofford		10-3
J8	a	L	75-96	North Carolina	1/1	10-4
J10	h	W	70-63	Wake Forest		11-4
J15	a	W	83-65	Virginia		12-4
J18	h	L	67-70	Florida State	17/16	12-5
J21	h	L	67-70	Maryland		12-6
J25	a	L	56-51	NC State		12-7
J28	h	W	77-45	Georgia Southern		13-7
F1	a	L	69-90	Duke	1/1	13-8
F4	h	W	70-52	Clemson		14-8
F8	h	L	100-107	North Carolina (2ot)	2/2	14-9
F11	a	W	77-76	Wake Forest		15-9
F14	h	W	105-86	Virginia		16-9
F18	a	W	72-59	Florida State		17-9
F21	a	L	69-81	Maryland		17-10
F25	h	L	53-76	Duke	1/1	17-11
M1	a	L	62-76	Clemson		17-12
M6	n3	L	65-83	Maryland	21/24	17-13
M11	h2	W	88-78	Seton Hall		18-13
M13	h2	W	80-79	Georgetown (ot)		19-13
M18	h2	L	70-75	Penn State		19-14

## ALL-TIME SCORES

F16	a	L	58-67	Wake Forest	14-12
F21	h	L	60-91	Maryland	5/5.....14-13
F25	h	W	74-68	Virginia (ot)	15-13
F28	a	L	92-64	Clemson	15-14
M5	n4	L	49-78	North Carolina	15-15
M10	a1	L	64-67	Oregon	15-16

n1-Big Island Invitational (Aloof-Chinen Civic Auditorium, Hilo, Hawaii); h1-Delta Classic (Georgia Dome, Atlanta, Ga.); n3-ECAC Holiday Festival (Madison Square Garden, New York, N.Y.); n4-ACC Tournament (Charlotte [N.C.] Coliseum); a1-National Invitation Tournament

## 1999-2000 (13-17, ACC 5-11/8th)

Home: 11-5, Away: 0-9, Neutral: 2-3

Date	Site	Result	Opponent	TR	OR	Rec
N2	h	L	66-82	Athletes in Action		exh
N9	h	L	85-95	California All-Stars		exh
N19	h	W	91-79	Mercer		1-0
N24	n1	W	100-88	Grambling State		2-0
N26	n1	W	82-65	Washington		3-0
N27	n1	L	70-84	Kansas	10/11	3-1
D1	h2	L	77-80	Michigan		3-2
D8	a	L	68-70	Georgia		3-3
D11	h3	L	61-64	Stanford (ot)	3/3	3-4
D18	h	W	81-75	Morehead State		4-4
D22	h	W	80-70	Wofford		5-4
D28	h	W	97-73	UNC Greensboro		6-4
J2	h	W	75-64	Lafayette		7-4
J5	n4	L	71-80	Kentucky	24/24	7-5
J8	a	L	65-83	Virginia		7-6
J12	a	L	52-87	Duke	6/7	7-7
J15	h	W	69-68	Maryland	18/16	8-7
J19	h	W	65-62	Florida State		9-7
J22	a	L	58-66	NC State		9-8
J27	h	L	46-60	Wake Forest		9-9
J29	h	L	53-70	North Carolina		9-10
F2	a	L	58-70	Clemson		9-11
F5	h	W	89-57	Florida A&M		10-11
F9	h	W	68-47	Virginia		11-11
F12	h	L	65-84	Duke	3/3	11-12
F16	a	L	70-92	Maryland	22/22	11-13
F21	a	L	54-64	Florida State		11-14
F24	h	W	66-63	NC State		12-14
F27	a	L	64-76	Wake Forest		12-15
M1	a	L	72-74	North Carolina (ot)		12-16
M4	h	W	85-69	Clemson		13-16
M9	n5	L	62-63	Florida State		13-17

n1-Great Alaska Shootout (Sullivan Arena, Anchorage, Alaska); h2-ACC-Big Ten Challenge (Philips Arena, Atlanta, Ga.); h3-Delta Air Lines Classic for Kids (Philips Arena, Atlanta, Ga.); n4-Freedom Hall, Louisville, Ky.; n5-ACC Tournament (Charlotte [N.C.] Coliseum)

## Paul Hewitt

St. John Fisher '85

Record: 190-162 (.540)

2000-11 (11 seasons)



## 2000-01 (17-13, ACC 8-8/T-5th)

Home: 12-3, Away: 2-8, Neutral: 3-2

## NCAA Tournament

Date	Site	Result	Opponent	TR	OR	Rec
N7	h1	L	86-107	California All-Stars		exh
N11	h	W	96-85	Team Fokus		exh
N17	h	W	92-49	Wofford		1-0
N21	h	W	85-62	Charleston Southern		2-0
N24	h	W	92-61	Davidson		3-0
N28	a1	L	67-85	Iowa		3-1
D2	n1	W	72-67	UCLA		4-1
D6	h	L	70-75	Georgia		4-2
D9	h2	W	86-84	Kentucky		5-2
D18	n3	W	78-56	Idaho State		6-2
D19	a	L	66-80	Stanford	3/3	6-3
D23	h	W	94-58	Morgan State		7-3
D28	h	W	90-59	Harvard		8-3
J2	h	L	70-84	North Carolina	13/14	8-4
J6	a	L	80-93	Maryland	17/17	8-5
J9	a	W	73-68	Virginia	10/9	9-5
J13	h	W	95-89	Wake Forest (ot)	6/6	10-5
J16	a	L	60-72	NC State		10-6
J20	h	L	77-98	Duke	2/2	10-7
J24	a	W	111-108	Clemson		11-7
J27	h	W	77-68	Florida State		12-7
F3	a	L	69-82	North Carolina	4/4	12-8
F6	h	W	72-62	Maryland	13/13	13-8
F11	h	W	62-56	Virginia	6/9	14-8
F14	a	L	65-81	Wake Forest	23/15	14-9
F17	h	W	69-54	NC State		15-9
F21	a	L	54-98	Duke	4/3	15-10
F25	h	W	85-64	Clemson		16-10

F28	a	L	59-69	Florida State	16-11
M9	n4	W	74-69	Virginia	12/12.....17-11
M10	n4	L	63-70	North Carolina	6/5.....17-12
M15	n5	L	62-66	St. Joseph's	23/23.....17-13

h1-Georgia Dome, Atlanta, Ga.; a1-ACC-Big Ten Challenge (Carver-Hawkeye Arena, Iowa City, Iowa); n1-Wooden Classic (Arrowhead Pond, Anaheim, Calif.); h2-Delta Air Lines Classic for Kids (Philips Arena, Atlanta, Ga.); n3-Stanford Invitational (Maples Pavilion, Stanford, Calif.); n4-ACC Tournament (Georgia Dome, Atlanta, Ga.); n5-NCAA West First Round (Cox Arena, San Diego, Calif.)

## 2001-02 (15-16, ACC 7-9/T-5th)

Home: 9-7, Away: 4-6, Neutral: 2-3

Date	Site	Result	Opponent	TR	OR	Rec
N18	h	L	90-99	Nike Elite		exh
N12	h	W	112-85	EA Sports All-Stars		exh
N16	h	W	97-62	Florida A&M		1-0
N19	h1	L	74-79	Pennsylvania		1-1
N22	n1	W	70-65	Eastern Illinois		2-1
N23	n1	L	66-105	Illinois	3/2	2-2
N24	n1	L	54-67	Saint Louis		2-3
N28	h2	W	62-61	Wisconsin		3-3
D2	a	L	77-83	North Carolina		3-4
D9	a	L	82-95	Georgia		3-5
D16	h3	W	96-80	Syracuse	13/12	4-5
D17	n3	W	83-69	Davidson		5-5
D21	h	W	79-70	Wofford		6-5
D23	h	L	69-79	Tulane		6-6
D29	h	L	92-98	IUPUI		6-7
J2	h	W	86-68	Cornell		7-7
J5	h	L	76-83	Clemson		7-8
J10	a	L	79-104	Duke	2/1	7-9
J13	h	L	87-92	Maryland	4/4	7-10
J19	a	L	71-84	NC State		7-11
J22	h	L	65-69	Virginia	7/7	7-12
J26	a	L	74-87	Wake Forest	21/16	7-13
J30	h	W	77-46	Florida State		8-13
F2	h	W	86-74	North Carolina		9-13
F6	a	W	74-50	Clemson		10-13
F9	h	L	63-95	Duke	1/1	10-14
F13	a	L	65-85	Maryland	3/3	10-15
F16	a	W	60-40	Saint Louis		11-15
F20	h	W	65-59	NC State		12-15
F23	a	W	82-80	Virginia	22/15	13-15
F27	h	W	90-77	Wake Forest	24/22	14-15
M2	a	W	86-78	Florida State		15-15
M8	n4	L	83-92	Wake Forest		15-16

h1-Las Vegas Invitational (Alexander Memorial Coliseum); h2-ACC-Big Ten Challenge (Alexander Memorial Coliseum); h3-Chick-fil-A Peach Bowl Classic (Philips Arena, Atlanta, Ga.); n1-Las Vegas Invitational (Valley High School, Las Vegas, Nev.); n3-Charlotte [N.C.] Coliseum; n4-ACC Tournament (Charlotte [N.C.] Coliseum)

## 2002-03 (16-15, ACC 7-9/5th)

Home: 13-3, Away: 2-11, Neutral: 1-1

## NIT Quarterfinals

Date	Site	Result	Opponent	TR	OR	Rec
N10	h	W	110-73	S.E. Atlanta All-Stars		exh
N19	h	W	81-48	Team Nike		exh
N23	h	W	113-75	Arkansas-Pine Bluff		1-0
N27	h	W	83-77	Georgia	17/18	2-0
D1	h	W	75-53	Gardner-Webb		3-0
D4	a1	L	63-64	Minnesota	20/17	3-1
D7	n1	W	67-53	Marist		4-1
D15	h2	L	69-70	Tennessee		4-2
D17	h	W	88-66	Troy State		5-2
D21	a	L	65-92	Syracuse		5-3
D29	a	L	77-84	Maryland	23/22	5-4
J2	a	L	66-80	Tulane		5-5
J8	h	W	81-55	Cornell		6-5
J11	h	W	85-61	NC State		7-5
J14	h	W	81-74	Florida State		8-5
J19	a	L	66-73	Wake Forest	19/20	8-6
J22	h	W	66-47	Elon		9-6
J25	a	L	71-91	Duke	3/3	9-7
J29	h	W	88-68	North Carolina		10-7
F1	h	W	80-60	Virginia		11-7
F5	a	L	67-69	Clemson		11-8
F9	h	W	90-84	Maryland	8/8	12-8
F12	a	L	57-63	NC State		12-9
F15	a	L	64-71	Florida State		12-10
F20	h	L	67-75	Wake Forest	10/11	12-11
F26	h	L	58-77	Duke	6/5	12-12
M1	a	L	66-67	North Carolina		12-13
M5	a	W	90-73	Virginia		13-13
M8	h	W	66-56	Clemson		14-13
M14	n3	L	65-71	NC State		14-14
M19	h1	W	72-58	Ohio State		15-14
M24	a2	W	79-78	Iowa		16-14
M26	a2	L	72-80	Texas Tech		16-15

a1-ACC-Big Ten Challenge (Williams Arena, Minneapolis, Minn.); h1, a2-National Invitation Tournament; n1-Madison Square Garden (New York, N.Y.); h2-Chick-fil-A Peach Bowl Classic for Kids (Philips Arena, Atlanta, Ga.); n3-ACC Tournament (Greensboro Coliseum, Greensboro, N.C.)

## 2003-04 (28-10, ACC 9-7/T3rd)

Home: 13-3, Away: 7-5; Neutral: 8-2

## NCAA National Runner-Up

Date	Site	Result	Opponent	TR	OR	Rec
N6	h	W	100-89	Team Nike		exh
N10	h	W	112-75	S.E. Atlanta All-Stars		exh
N18	h1	W	79-45	Louisiana-Lafayette		1-0
N20	h1	W	75-56	Hofstra		2-0
N23	a	W	90-69	Cornell		3-0
N26	n1	W	77-61	Connecticut	1/1	4-0
N28	n1	W	85-65	Texas Tech	25/v	5-0
D3	a1	W	73-53	Ohio State	13/15	6-0
D6	h	W	94-43	Tennessee State	13/15	7-0
D13	h2	W	75-62	Saint Louis	10/11	8-0
D17	h	W	74-41	Alabama A&M	5/6	9-0
D21	h	W	79-66	St. John's	5/6	10-0
D23	h	W	90-40	Marist	4/4	11-0
D29	h	W	86-65	Virginia Commonwealth	3/3	12-0
J3	a	L	80-83	Georgia (ot)	3/3	12-1
J11	a	L	88-103	North Carolina	8/8.....12/13	12-2
J15	h	W	75-57	Virginia	12/14	13-2
J17	h	W	81-71	Maryland	12/14	14-2
J20	a	W	73-66	Wake Forest	11/13.....10/7	15-2
J24	a	L	72-76	NC State	11/13	15-3
J27	h	W	76-69	Clemson	14/16	16-3
J31	h	L	74-82	Duke	14/16.....1/1	16-4
F3	a	L	65-81	Florida State	15/16	16-5
F7	a	W	77-62	Tennessee	15/16	17-5
F10	h	W	88-77	North Carolina	15/16.....14/17	18-5
F14	a	L	80-82	Virginia	15/16	18-6
F19	a	W	75-64	Maryland	18/16	19-6
F22	h	L	76-80	Wake Forest	18/16.....15/15	19-7
F25	h	L	69-79	NC State	18/20.....14/19	19-8
F28	a	W	79-60	Clemson	18/20	20-8
M3	a	W	76-68	Duke	19/22.....3/3	21-8
M6	h	W	63-60	Florida State	19/22	22-8
M12	n3	W	83-82	North Carolina	14/18.....16/19	23-8
M13	n3	L	71-85	Duke	14/18.....5/4	23-9
M19	n4	W	65-60	Northern Iowa	14/15	24-9
M21	n4	W	57-54	Boston College	14/15.....25/v	25-9
M26	n5	W	72-67	Nevada	14/15	26-9
M28	n5	W	79-71	Kansas (ot)	14/15.....16/14	27-9
A3	n6	W	67-65	Oklahoma State	14/15.....4/3	28-9
A5	n6	L	73-82	Connecticut	14/15.....7/7	28-10

a1-ACC-Big Ten Challenge (Value City Arena, Columbus, Ohio); h1-Preseason NIT; n1-Preseason NIT (Madison Square Garden, New York, N.Y.); h2-Chick-fil-A Peach Bowl Classic for Kids (Philips Arena, Atlanta, Ga.); n3-ACC Tournament (Greensboro Coliseum, Greensboro, N.C.); n4-NCAA First and Second Rounds (Bradley Center, Milwaukee, Wis.); n5-NCAA St. Louis Regional (Edward Jones Dome, St. Louis, Mo.); n6-NCAA Final Four (Alamodome, San Antonio, Texas)

## 2004-05 (20-12, ACC 8-8/T4th)

Home: 13-3, Away: 4-6; Neutral: 3-3

## NCAA Tournament Second Round

Date	Site	Result	Opponent	TR	OR
------	------	--------	----------	----	----

# ALL-TIME SCORES

## 2005-06 (11-17, ACC 4-12/11th)

Home: 10-5, Away: 0-10, Neutral: 1-2

Date	Site	Result	Opponent	TR	OR	Rec
N6	h	W	96-57	Augusta State	.....exh	
N18	h	W	80-52	UNC-Asheville	.....1-0	
N21	h	W	81-69	Elon	.....2-0	
N25	h	L	51-73	Illinois-Chicago	.....2-1	
N30	a	L	86-88	Michigan State	.....13/14	2-2
D4	h	W	63-54	Virginia	.....3-2	
D7	a	L	75-91	Georgia	.....3-3	
D10	h	W	82-72	Tennessee State	.....4-3	
D22	h	W	92-67	Jacksonville	.....5-3	
D28	n1	L	46-54	Air Force	.....5-4	
D31	h	W	73-46	Bethune-Cookman	.....6-4	
J3	h	W	76-67	Vanderbilt	.....7-4	
J8	h	W	60-58	Boston College	.....11/11	8-4
J10	n2	W	85-69	Centenary	.....9-4	
J14	a	L	78-87	NC State	.....18/18	9-5
J18	a	L	71-86	Wake Forest	.....9-6	
J21	h	L	63-73	Clemson	.....9-7	
J25	h	L	74-86	Maryland	.....18/19	9-8
J29	a	L	64-66	Boston College	.....20/18	9-9
J31	a	L	62-63	Virginia Tech	.....9-10	
F4	h	L	53-70	Miami	.....9-11	
F9	a	L	79-80	Florida State	.....9-12	
F12	h	W	71-68	NC State	.....16/15	10-12
F15	a	L	75-82	North Carolina	.....23/23	10-13
F18	a	L	84-87	Maryland (ot)	.....10-14	
F22	h	L	66-73	Duke	.....1/1	10-15
F25	h	W	76-61	Wake Forest	.....11-15	
M4	a	L	82-95	Clemson	.....11-16	
M9	n3	L	64-82	Maryland	.....11-17	

Note: Boston College joins ACC (12 members)

a1 - ACC-Big Ten Challenge; n1 - World Arena, Colorado Springs, Colo.; n2 - CenturyTel Center, Bossier City, La.; n3 - ACC Tournament, Greensboro Coliseum, Greensboro, N.C.

## 2006-07 (20-12, ACC 8-8/T-6th)

Home: 17-1, Away: 1-8, Neutral: 2-3

### NCAA Tournament

Date	Site	Result	Opponent	TR	OR	Rec
N4	h	W	96-52	Morehouse	.....23/21	.....exh
N10	h	W	83-49	Elon	.....23/21	.....1-0
N13	h	W	100-70	Jackson State	.....23/21	.....2-0
N16	h	W	103-74	Georgia State	.....23/21	.....3-0
N20	n1	W	79-61	Purdue	.....19/19	.....4-0
N21	n1	W	92-85	Memphis	.....19/19	.....12/11
N22	n1	L	73-88	UCLA	.....19/19	.....5/5
N28	h1	W	77-73	Penn State	.....21/24	.....6-1
D3	a	L	82-90	at Miami	.....21/24	.....6-2
D9	a	L	64-73	at Vanderbilt	.....25/N	.....6-3
D18	h	W	92-52	Centenary	.....7-3	
D22	h	W	78-69	Georgia	.....8-3	
D28	h	W	85-55	Troy	.....9-3	
D30	h	W	87-43	St. Francis, Pa.	.....10-3	
J3	h	W	97-46	Winston-Salem State	.....11-3	
J6	a	L	74-75	at Clemson	.....23/18	.....11-4
J10	h	W	74-63	Duke	.....11/11	.....12-4
J13	h	W	88-80	Florida State	.....13-4	
J20	a	L	61-77	at North Carolina	.....4/4	.....13-5
J24	a	L	65-80	at Maryland	.....13-6	
J28	h	L	65-73	Virginia Tech	.....24/23	.....13-7
J30	a	L	75-85	at Wake Forest	.....13-8	
F3	h	W	80-62	Clemson	.....25/21	.....14-8
F6	h	W	74-65	NC State	.....15-8	
F11	h2	W	65-52	Connecticut	.....16-8	
F13	a	W	63-57	at Florida State	.....17-8	
F18	a	L	62-71	at Duke	.....17-9	
F21	h	W	75-61	Wake Forest	.....18-9	
F24	a	L	69-75	at Virginia	.....24/V	.....18-10
M1	h	W	84-77	North Carolina	.....8/8	.....19-10
M4	h	W	74-60	Boston College	.....20-10	
M8	n2	L	112-114	Wake Forest (2ot)	.....20-11	
M16	n3	L	63-67	UNLV	.....19/18	.....20-12

h1 - ACC/Big Ten Challenge; h2 - Georgia Dome, Atlanta, Ga.; n1 - EA Sports Maui Invitational (Lahaina Civic Center, Lahaina, Maui); n2 - ACC Tournament, St. Pete Times Forum, Tampa, Fla.; n3 - NCAA Midwest First Round, United Center, Chicago, Ill.

## 2007-08 (15-17, ACC 7-9/T-7th)

Home: 6-7, Away: 6-8, Neutral: 3-2

Date	Site	Result	Opponent	TR	OR	Rec
N2	h	W	126-86	Carson-Newman	.....exh	
N9	h	L	74-83	UNC-Greensboro	.....0-1	
N11	a	W	99-85	Tennessee State	.....1-1	
N16	n1	W	82-77	Charlotte	.....2-1	
N18	n1	L	73-79	Winthrop	.....2-2	
N19	n1	W	70-69	Notre Dame	.....3-2	
N27	a	L	79-83	Indiana	.....15/15	3-3
D1	a	L	79-92	Vanderbilt	.....3-4	
D5	a	W	72-67	Georgia State	.....4-4	
D18	h	L	66-71	Kansas	.....3/3	4-5
D22	h	W	86-41	Centenary	.....5-5	
D27	h	W	83-63	Tennessee Tech	.....6-5	

D30	h	L	64-66	Florida State	.....6-6	
J6	h	W	77-64	Presbyterian	.....7-6	
J9	a	L	72-79	Georgia	.....7-7	
J12	a	L	68-78	Miami	.....25/V	7-8
J16	h	L	82-83	North Carolina	.....1/1	7-9
J19	h	W	81-70	Virginia Tech	.....8-9	
J23	a	W	77-74	NC State	.....9-9	
J27	a	W	92-82	Virginia (ot)	.....10-9	
F2	h	L	86-88	Maryland	.....10-10	
F6	a	W	89-83	Wake Forest	.....11-10	
F9	a	L	68-80	Connecticut	.....19/19	11-11
F14	a	L	67-82	Clemson	.....11-12	
F17	h	L	63-64	Miami	.....11-13	
F23	a	L	84-92	Virginia Tech	.....11-14	
F27	a	L	58-71	Duke	.....7/6	11-15
M1	h	W	87-79	Wake Forest (ot)	.....12-15	
M3	h	L	74-76	Virginia	.....12-16	
M6	h	W	80-75	Clemson	.....24/V	13-16
M8	a	W	86-78	Boston College	.....14-16	
M13	n2	W	94-76	Virginia	.....15-16	
M14	n2	L	70-82	Duke	.....7/7	15-17

a1 - ACC/Big Ten Challenge; n1 - Paradise Jam, St. Thomas, U.S. Virgin Islands; n2 - ACC Tournament, Bobcats Arena, Charlotte, N.C.

## 2008-09 (12-19, ACC 2-14/12th)

Home: 9-8, Away: 2-10, Neutral: 1-1

Date	Site	Result	Opponent	TR	OR	Rec
N7	h	W	85-54	Le Moyne	.....exh	
N14	h	W	92-47	Winston-Salem State	.....1-0	
N22	a	W	82-76	Mercer (ot)	.....2-0	
N25	h	W	74-47	Arkansas-Pine Bluff	.....3-0	
N28	h	W	79-76	Jacksonville	.....4-0	
D3	h1	L	83-85	Penn State	.....4-1	
D6	h	W	63-51	Vanderbilt	.....5-1	
D14	h	L	60-66	Illinois-Chicago	.....5-2	
D17	h	W	84-64	Georgia State	.....6-2	
D20	a	W	86-58	Pepperdine	.....7-2	
D22	a	L	57-76	Southern California	.....7-3	
D28	h	L	84-88	Virginia (ot)	.....7-4	
D30	h	W	63-58	Tennessee State	.....8-4	
J3	a	L	77-88	Alabama	.....8-5	
J6	h	W	67-62	Georgia	.....9-5	
J10	a	L	61-68	Maryland	.....9-6	
J14	h	L	56-70	Duke	.....3/2	9-7
J17	a	L	71-76	NC State (ot)	.....9-8	
J20	h	L	76-80	Boston College (ot)	.....9-9	
J25	a	L	59-73	Clemson	.....10/9	9-10
J31	h	W	76-74	Wake Forest	.....6/4	10-10
F5	a	L	58-62	Florida State	.....10-11	
F8	h	L	56-57	Maryland	.....10-12	
F11	a	L	71-76	Virginia Tech	.....10-13	
F14	h	L	65-86	NC State	.....10-14	
F18	a	L	69-87	Wake Forest	.....8/8	10-15
F22	h	L	73-81	Clemson	.....13/13	10-16
F28	a	L	74-104	North Carolina	.....4/5	10-17
M4	h	W	78-68	Miami	.....11-17	
M7	a	L	66-67	Boston College	.....11-18	
M12	n1	W	86-81	Clemson	.....17/18	12-18
M13	n1	L	62-64	Florida State	.....22/22	12-19

h1 - ACC/Big Ten Challenge; n1 - ACC Tournament, Georgia Dome, Atlanta, Ga.

## 2009-10 (23-13, ACC 7-9/7th)

Home: 14-2, Away: 3-8, Neutral: 6-3

### NCAA Tournament Second Round

Date	Site	Result	Opponent	TR	OR	Rec
N8	h	W	84-76	IUPUI (ot)	.....exh	
N14	h	W	100-59	Florida A&M	.....22/20	.....1-0
N19	n1	L	59-63	Dayton	.....21/19	.....18/21
N20	n1	W	70-62	George Mason	.....21/19	.....2-1
N22	n1	W	85-67	Boston University	.....21/19	.....3-1
N27	h	W	85-74	Mercer	.....v/25	.....4-1
D2	h	W	74-61	Siena	.....v/23	.....5-1
D5	h	W	79-53	Southern California	.....v/23	.....6-1
D14	a	W	95-64	Chattanooga	.....22/15	.....7-1
D16	h	W	65-53	Arkansas-Pine Bluff	.....22/15	.....8-1
D20	h	L	59-66	Florida State (ot)	.....22/15	.....8-2
D22	h	W	80-55	Kennesaw State	.....v/22	.....9-2
D29	h	W	78-43	Winston-Salem State	.....v/20	.....10-2
J2	a	W	76-67	Charlotte	.....v/20	.....11-2
J5	a	L	66-73	Georgia	.....20/17	.....11-3
J9	h	W	71-67	Duke	.....20/17	.....5/5
J13	a	L	75-82	Virginia	.....20/18	.....12-4
J16	a	L	73-71	North Carolina	.....20/18	.....12/13
J19	h	W	66-64	Clemson	.....19/18	.....17/16
J24	a	L	66-68	Florida State	.....19/18	.....14-5
J28	h	W	79-58	Wake Forest	.....22/22	.....15-5
J30	h	W	98-50	Kentucky State	.....22/22	.....16-5
F4	a	L	67-86	Duke	.....21/19	.....10/9
F6	h	W	73-71	NC State	.....21/19	.....17-6
F10	a	L	62-64	Miami	.....20/20	.....17-7
F13	a	L	64-75	Wake Forest	.....20/20	.....17-8
F16	h	W	68-51	North Carolina	.....20/20	.....18-8

F20	a	L	75-76	Maryland	.....18-9	
F27	h	W	73-68	Boston College	.....19-9	
M2	a	L	80-91	at Clemson	.....19-10	
M6	h	L	82-88	Virginia Tech	.....19-11	
M11	n2	W	62-58	North Carolina	.....20-11	
M12	n2	W	69-64	Maryland	.....19/19	21-11
M13	n2	W	57-54	NC State	.....22-11	
M14	n2	L	61-65	Duke	.....4/4	22-12
M19	n3	W	64-59	Oklahoma State	.....23-12	
M21	n3	L	66-75	Ohio State	.....5/7	23-13

n1 - O'Reilly Auto Parts Puerto Rico Tip-Off; n2 - ACC Tournament, Greensboro Coliseum, Greensboro, N.C.; n3 - NCAA Midwest First and Second Rounds, Bradley Center, Milwaukee, Wis.

## 2010-11 (13-18, ACC 5-11/10th)

Home: 10-6, Away: 1-10, Neutral: 2-2

Date	Site	Result	Opponent	TR	OR	Rec
N5	h	W	71-68	Clark Atlanta (ot)		exh
N12	h	W	52-39	Charleston Southern		1-0
N15	a	L	63-80	Kennesaw State		1-1
N17	h1	W	78-51	Albany		2-1
N19	h1	W	77-51	Niagara		3-1
N26	n1	W	71-61	UTEP		4-1
N27	n1	L	76-80	Syracuse	9/10	4-2
N30	a	L	71-91	Northwestern		4-3
D7	h	L	72-73	Georgia		4-4
D11	h	W	69-59	Savannah State		5-4
D18	n2	W	67-54	Richmond		6-4
D22	a	L	57-62	Siena		6-5
D27	h	cancelled	Fordham			
D31	h	W	87-78	Mercer		7-5
J2	h	L	83-86	Charlotte (2 ot)		7-6
J8	a	L	75-86	Boston College		7-7
J12	a	L	62-87	Clemson		7-8
J16	h	W	78-58	North Carolina		8-8
J19	h	W	74-39	Wake Forest		9-8
J22	a	L	64-72	Virginia		9-9
J25	h	W	72-57	Virginia Tech		10-9
J30	h	L	63-74	Maryland		10-10
F3	a	L	57-59	Miami		10-11
F5	h	L	56-65	Clemson		10-12
F10	h	L	63-72	Florida State		10-13
F13	a	L	77-102	Virginia Tech		10-14
F16	h	W	62-53	Chattanooga		11-14
F20	a	L	57-79	Duke	5/5	11-15
F23	h	L	56-62	Virginia		11-16
F26	a	L	74-79	NC State		11-17
M3	a	W	80-54	Wake Forest		12-17
M6	h	W	66-57	Miami		13-17
M10	n3	L	43-59	Virginia Tech		13-18
h1 - Legends Classic; n1 - Legends Classic, Boardwalk Hall, Atlantic City, N.J.; n2 - Battle at Atlantis, Paradise Island, Bahamas; n3 - ACC Tournament, Greensboro Coliseum, Greensboro, N.C.						



# ALL-TIME SCORES

F1	a	L	54-68	Florida State	21/24	8-14
F4	h2	W	51-47	Boston College		9-14
F9	h2	L	52-61	NC State		9-15
F15	a	L	50-59	Wake Forest		9-16
F18	a	L	73-74	Virginia Tech (ot)		9-17
F21	h2	L	37-56	Clemson		9-18
F25	h2	W	63-61	Maryland		10-18
F29	a	L	52-56	Boston College		10-19
M3	h2	W	69-62	Wake Forest		11-19
M8	n2	L	36-54	Miami		11-20
h1 - Arena at Gwinnett; h2 - Philips Arena; n1 - TD Arena, Charleston, S.C. (Charleston Classic); n2 - ACC Tournament, Philips Arena, Atlanta, Ga.						

## TECH BEGINS PLAYING HOME GAMES AT McCAMISH PAVILION

### 2012-13 (16-15, ACC 6-12/T-9th)

#### Home: 11-6, Away: 3-7, Neutral: 2-2

Date	Site	Result	Opponent	TR	OR	Rec
N9	h	W	79-61	Tulane		1-0
N14	h	W	52-38	Presbyterian		2-0
N22	n1	W	54-36	Rice		3-0
N23	n1	L	57-68	California		3-1
N25	n1	W	65-56	Saint Mary's		4-1
N28	a	L	62-75	Illinois	22/22	4-2
D4	h	W	62-54	Georgia		5-2
D8	h	W	73-66	UNC-Wilmington		6-2
D17	h	W	75-41	Alabama State		7-2
D22	h	W	73-41	The Citadel		8-2
D29	h	W	73-48	Fordham		9-2
J2	h	W	74-58	Chattanooga		10-2
J5	h	L	49-62	Miami		10-3
J9	a	L	70-83	NC State	20/21	10-4
J12	h	L	65-70	Virginia Tech (ot)		10-5
J17	a	L	57-73	Duke	3/3	10-6
J23	a	L	63-79	North Carolina		10-7
J26	h	W	82-62	Wake Forest		11-7
J29	a	L	60-63	Clemson		11-8
F3	h	W	66-60	Virginia		12-8
F5	h	L	54-56	Florida State		12-9
F9	a	W	64-54	Virginia Tech		13-9
F14	h	L	53-56	Clemson		13-10
F16	a	W	57-56	Wake Forest		14-10
F19	h	L	58-70	North Carolina		14-11
F24	a	L	54-82	Virginia		14-12
F27	h	W	78-68	Maryland		15-12
M3	h	L	57-70	NC State		15-13
M6	a	W	71-69	Miami	6/7	16-13
M9	a	L	72-74	Boston College		16-14
M14	n2	L	64-84	Boston College		16-15
n1 - Anaheim Convention Center, Anaheim, Calif. (DirecTV Classic); n2 - ACC Tournament, Greensboro (N.C.) Coliseum.						

### 2013-14 (16-17, ACC 6-12/T-11th)

#### Home: 10-7, Away: 5-7, Neutral: 1-3

Date	Site	Result	Opponent	TR	OR	Rec
N1	h	W	90-53	Young Harris		exh
N8	h	W	88-57	Presbyterian		1-0
N11	h	W	68-50	Delaware State		2-0
N15	a	W	80-71	Georgia		3-0
N20	h	L	72-82	Dayton		3-1
N24	h	W	78-71	North Carolina A&T		4-1
N26	h	W	76-59	Mississippi Valley State		5-1
N29	n1	L	67-77	Mississippi		5-2
N30	n1	L	58-69	St. John's		5-3
D3	h	W	67-64	Illinois		6-3
D7	h	W	87-57	East Tennessee State		7-3
D16	h	W	74-57	Kennesaw State		8-3
D21	a	L	63-76	Vanderbilt		8-4
D29	a	W	58-55	Charlotte		9-4
J4	a	L	61-77	Maryland		9-5
J7	a	L	57-79	Duke	16/13	9-6
J11	h	W	74-69	Notre Dame		10-6
J14	h	L	74-81	Pittsburgh	22/21	10-7
J18	h	L	42-56	Miami		10-8
J21	a	W	68-60	Boston College		11-8
J26	a	L	78-80	NC State (ot)		11-9
J29	h	L	65-78	North Carolina		11-10
F1	a	W	79-70	Wake Forest		12-10
F4	a	L	41-45	Clemson		12-11
F8	h	L	45-64	Virginia	20/21	12-12
F13	h	W	74-71	Boston College		13-12
F18	h	L	51-68	Duke	5/6	13-13
F22	h	L	55-63	Clemson		13-14
F26	a	L	62-65	Notre Dame		13-15
M2	a	L	71-81	Florida State		13-16
M4	a	W	67-62	Syracuse	7/7	14-16
M8	h	W	62-51	Virginia Tech		15-16
M12	n2	W	73-70	Boston College (ot)		16-16
M13	n2	L	65-69	Clemson (ot)		16-17
n1 - Barclays Center, Brooklyn, N.Y. (Barclays Center Classic); n2 - ACC Tournament, Greensboro (N.C.) Coliseum						

### 2014-15 (12-19, ACC 3-15/13th)

#### Home: 8-8, Away: 2-9, Neutral: 2-2

Date	Site	Result	Opponent	TR	OR	Rec
N7	h	W	74-41	Clayton State		exh
N14	h	W	80-73	Georgia		1-0
N18	h	W	66-46	Alabama A&M		2-0
N21	h	W	78-69	Purdue Fort Wayne		3-0
N27	n1	L	70-72	Marquette		3-1
N28	n1	W	61-54	Rider		4-1
N30	n1	W	64-61	Rhode Island		5-1
D3	a	W	66-58	Northwestern		6-1
D6	h	L	54-59	USC Upstate		6-2
D15	h	W	70-57	Appalachian State		7-2
D20	h	W	65-60	Vanderbilt		8-2
D23	a	L	61-75	Dayton		8-3
D30	h	W	67-66	Charlotte		9-3
J3	a	L	76-83	Notre Dame (2ot)	14/13	9-4
J7	h	L	45-46	Syracuse		9-5
J10	a	L	69-76	Wake Forest		9-6
J14	h	L	59-62	Notre Dame	12/12	9-7
J17	a	L	65-70	Pittsburgh		9-8
J22	a	L	28-57	Virginia	2/2	9-9
J25	h	L	62-64	Boston College		9-10
J28	a	W	70-50	Miami	23/23	10-10
J31	h	L	80-81	NC State (ot)		10-11
F4	a	L	66-72	Duke	4/5	10-12
F7	h	W	73-59	Wake Forest		11-12
F9	a	L	63-65	Virginia Tech		11-13
F14	h	L	53-57	Florida State		11-14
F16	h	W	63-52	Clemson		12-14
F21	a	L	60-89	North Carolina	15/16	12-15
F23	h	L	51-52	Louisville	17/15	12-16
F28	a	L	63-70	Clemson (ot)		12-17
M3	h	L	49-81	North Carolina	19/19	12-18
M10	n2	L	65-66	Boston College		12-19
Note: Louisville, Notre Dame, Pittsburgh, Syracuse join ACC; Maryland leaves (15 members)						
n1 - Lake Buena Vista, Fla. (Orlando Classic); n2 - ACC Tournament, Greensboro (N.C.) Coliseum						

### 2015-16 (21-15, ACC 8-10/11th)

#### Home: 14-5, Away: 5-8, Neutral: 2-2

Date	Site	Result	Opponent	TR	OR	Rec
N13	h	W	116-81	Cornell		1-0
N16	h	W	69-67	Tennessee		2-0
N19	h	W	107-77	Green Bay		3-0
N22	h	L	68-69	East Tennessee State		3-1
N26	n1	W	83-73	Arkansas		4-1
N27	n1	L	52-69	Villanova	8/9	4-2
D1	h	W	77-61	Wofford		5-2
D5	a	W	76-68	Tulane		6-2
D15	h	W	77-64	VCU		7-2
D19	a	L	61-75	Georgia		7-3
D21	h	W	75-62	Southeastern Louisiana		8-3
D23	h	W	76-60	Colgate		9-3
D29	h	W	73-67	Duquesne		10-3
J2	a	L	78-86	North Carolina	7/8	10-4
J6	a	L	84-89	Pittsburgh	24/21	10-5
J9	h	W	68-64	Virginia	4/4	11-5
J13	a	L	64-72	Notre Dame		11-6
J16	h	L	77-78	Virginia Tech		11-7
J23	h	L	71-75	Louisville	17/16	11-8
J27	a	W	90-83	NC State		12-8
J30	a	L	57-60	Syracuse		12-9
F2	h	L	71-80	Duke		12-10
F7	h	L	68-75	Miami	17/15	12-11
F10	h	W	71-66	Wake Forest		13-11
F13	a	L	52-66	Clemson		13-12
F17	a	W	86-80	Florida State		14-12
F20	h	W	63-62	Notre Dame	19/18	15-12
F23	h	W	75-73	Clemson		16-12
F27	a	W	76-71	Boston College		17-12
M1	a	L	53-56	Louisville	11/x	17-13
M5	h	W	63-59	Pittsburgh		18-13
M9	n2	W	88-85	Clemson (ot)		19-13
M10	n2	L	52-72	Virginia	4/4	19-14
M16	h	W	81-62	Houston*		20-14
M21	a	W	83-66	South Carolina*		21-14
M23	a	L	56-72	San Diego State*		21-15
n1 - NIT Season Tip-Off, Barclays Center, Brooklyn, N.Y.; n2 - ACC Tournament, Verizon Center, Washington, D.C.; *National Invitation Tournament						

## Josh Pastner

### Arizona '97

Record: 65-67\* (.492)

#### 2016-present (4 seasons)

\*On-court record. NCAA Committee on Infractions has vacated 22 wins and 1 loss from the 2016-17 and 2017-18 seasons.



### 2016-17 (!0-15, ACC !0-10)

#### Home: 0-4, Away: 0-10, Neutral: 0-2

Date	Site	Result	Opponent	TR	OR	Rec
N5	h	W	95-87	Shorter (ot)		exh
N11	h	W!	70-55	Tennessee Tech		1-0
N14	h	W!	77-62	Southern		2-0
N18	h	L	61-67	Ohio		2-1
N22	h	W!	81-73	Sam Houston State		3-1
N26	h	W!	82-68	Tulane		4-1
N29	a	L	60-67	Penn State		4-2
D3	a	L	58-81	Tennessee		4-3
D7	a	W!	76-73	VCU (ot)		5-3
D18	h	W!	74-50	Alcorn State		6-3
D20	h	L	43-60	Georgia		6-4
D22	h	W!	76-72	Wofford		7-4
D28	h	W!	59-52	North Carolina A&T		8-4
D31	h	W!	75-63	North Carolina	9/10	9-4
J4	a	L	57-110	Duke	8/8	9-5
J7	h	L	50-65	Louisville	9/9	9-6
J12	h	W!	75-63	Clemson		10-6
J15	a	W!	86-76	NC State		11-6
J18	a	L	61-62	Virginia Tech		11-7
J21	a	L	49-62	Virginia	16/16	11-8
J25	h	W!	78-56	Florida State	6/8	12-8
J28	h	W!	62-60	Notre Dame	14/12	13-8
F1	a	L	62-74	Clemson		13-9
F4	a	L	69-81	Wake Forest		13-10
F7	h	W!	96-58	Tusculum		14-10
F11	h	W!	65-54	Boston College		15-10
F15	a	L	61-70	Miami		15-11
F19	h	W!	71-65	Syracuse		16-11
F21	h	L	69-71	NC State		16-12
F26	a	L	60-64	Notre Dame	21/17	16-13
F28	h	W!	61-52	Pittsburgh		17-13
M4	a	L	61-90	Syracuse		17-14
M7	n1	L	59-61	Pittsburgh		17-15
M14	h	W!	75-63	Indiana*		18-15
M19	h	W!	71-57	Belmont*		19-15
M21	a	W!	74-66	Mississippi*		20-15
M28	n2	W!	76-61	CSU Bakersfield*		21-15
M30	n2	L!	56-88	TCU*		21-16
! Georgia Tech had 21 wins and one loss during the 2016-17 season, and its NIT appearance, vacated by the NCAA Committee on Infractions. n1 - ACC Tournament, Barclays Center, Brooklyn, N.Y.; n2 - Madison Square Garden, New York, N.Y.; *National Invitation Tournament						

### 2017-18 (!12-19, ACC 6-12/13th)

#### Home: 11-7, Away: 1-10, Neutral: 0-2

Date	Site	Result	Opponent	TR	OR	Rec
O28	h	L	58-65 Georgia State			exh
N2	h	W	78-60 Faulkner			exh
N10	n	L	60-63 UCLA	21/18		0-1
N19	h	W!	65-62 Bethune-Cookman			1-1
N22	h	W	78-68 UT Rio Grande Valley			2-1
N24	h	W	63-49 North Texas			3
N28	h	W	52-51 Northwestern			4-1
D1	h	L	63-64 Grambling State			4-2
D3	h	L	70-77 Tennessee			4-3
D6	a	L	60-63 Wofford			4-4
D17	h	W	79-54 Florida A&M			5-4
D19	a	L	59-80 Georgia			5-5
D22	h	L	81-85 Wright State			5-6
D27	h	W	76-62 Coppin State			6-6
D30	a	L	59-68 Notre Dame			6-7
J3	h	W	64-54 Miami	15/17		7-7
J6	h	W	74-60 Yale			8-7
J10	h	W	60-53 Notre Dame	rv/25		9-7
J13	a	W	64-54 Pittsburgh			10-7
J18	h	L	69-64 Virginia	2/2		10-8
J20	a	L	66-80 North Carolina	15/14		10-9
J24	a	L	77-88 Florida State			10-10
J28	h	L	70-72 Clemson	18/17		10-11
F1	h	W	55-51 Syracuse			11-11
F4	a	L	72-80 Boston College (ot)			11-12
F8	a	L	54-77 Louisville			11-13
F11	h	L	69-80 Duke	9/8		11-14
F14	a	L	62-79 Wake Forest			11-15
F17	h	L	56-76 Virginia Tech			11-16
F21	a	L	54-65 Virginia	1/2		11-17
F24	a	L	67-75 Clemson	15/17		11-18
M1	h	W	78-75 NC State			12-18
M3	h	W	64-56 Wake Forest			13-18
M6	n	L	77-87 Boston College			13-19

# ALL-TIME SCORES

## 2018-19 (14-18, ACC 6-12/10th)

Home: 11-7, Away: 3-9, Neutral: 0-2

Date	Site	Result	Opponent	TR	OR	Rec
N3	h	W	Florida Tech.....exh			
N9	h	W	Lamar.....1-0			
N13	a	L	at Tennessee.....5/6			1-1
N16	h	W	East Carolina.....2-1			
N21	h	W	UT Rio Grande Valley.....3-1			
N23	h	W	Prairie View A&M.....4-1			
N28	a	L	at Northwestern.....4-2			
D1	n1	L	vs. St. John's.....4-3			
D9	h	W	Florida A&M.....5-3			
D17	h	L	Gardner-Webb.....5-4			
D19	a	W	at Arkansas.....6-4			
D22	h	L	Georgia.....6-5			
D28	h	W	Kennesaw State.....7-5			
J2	h	W	USC Upstate.....8-5			
J5	h	W	Wake Forest.....9-5			
J9	h	L	Virginia Tech.....9/7			9-6
J12	a	W	at Syracuse.....10-6			
J16	a	L	at Clemson.....10-7			
J19	h	L	Louisville.....10-8			
J22	h	W	Notre Dame.....11-8			
J26	a	L	at Duke.....2/2			11-9
J29	h	L	North Carolina.....9/10			11-10
F2	a	L	at Florida State.....25/iv			11-11
F6	h	L	Clemson.....11-12			
F10	a	L	at Notre Dame.....11-13			
F13	a	L	at Virginia Tech.....22/16			11-14
F16	h	L	Florida State.....17/19			11-15
F20	h	W	Pittsburgh.....12-15			
F23	a	L	at Miami.....12-16			
F27	a	L	at Virginia.....2/2			12-17
M3	h	W	Boston College (ot).....13-17			
M6	a	W	at NC State.....14-17			
M12	n2	L	vs. Notre Dame.....14-18			

n1 - Miami Hoophall Invitational, American Airlines Arena, Miami, Fla.; n2 - ACC Tournament, Spectrum Center, Charlotte, N.C.

## 2019-20 (17-14, ACC 11-9/5th)

Home: 10-6, Away: 6-7, Neutral: 1-1

Date	Site	Result	Opponent	TR	OR	Rec
O20	h	W	Georgia College.....exh			
O27	a	L	Alabama.....exh			
N5	a	W	NC State (ot).....1-0			
N11	h	W	Elon.....2-0			
N20	a	L	Georgia.....2-1			
N25	h	L	Arkansas (ot).....2-2			
D1	h	W	Bethune-Cookman.....3-2			
D4	h	W	Nebraska.....4-2			
D7	h	L	Syracuse.....4-3			
D14	a	L	Kentucky.....8/9			4-4
D18	h	L	Ball State.....4-5			
D22	n1	W	Boise State.....5-5			
D23	n1	L	Houston.....5-6			
D25	n1	W	Hawaii.....6-6			
D31	a	L	Florida State.....18/20			6-7
J4	a	W	North Carolina.....7-7			
J8	h	L	Duke.....2/2			7-8
J11	a	W	Boston College.....8-8			
J15	h	L	Notre Dame.....8-9			
J18	h	L	Virginia.....8-10			
J22	a	L	Louisville.....6/5			8-11
J25	h	W	NC State.....9-11			
J28	h	W	Morehouse.....10-11			
F1	a	L	Notre Dame.....10-12			
F4	h	W	Virginia Tech.....11-12			
F8	a	L	Pittsburgh.....11-13			
F12	h	W	Louisville.....5/5			12-13
F19	a	W	Wake Forest.....13-13			
F22	a	L	Syracuse.....13-14			
F25	h	W	Clemson.....14-14			
F29	h	W	Miami.....15-14			
M4	h	W	Pittsburgh.....16-14			
M6	a	W	Clemson.....17-14			

n1 - Hawaiian Airlines Diamond Head Classic, Stan Sheriff Center, Honolulu, Hawaii

# TECH VS. THE CONFERENCES

## America East

Albany (N.Y.)	1-0
Binghamton	0-0
Hartford	0-0
Maine	1-0
Massachusetts-Lowell	0-0
Maryland-Baltimore Co.	0-0
New Hampshire	0-0
Stony Brook	0-0
Vermont	0-0
<b>Total</b>	<b>2-0</b>

## American Athletic

Central Florida (UCF)	0-0
Cincinnati	3-8
Connecticut	2-2
East Carolina	4-1
Houston	3-1
Memphis	4-3
South Florida (USF)	0-0
Southern Methodist (SMU)	8-6
Temple	2-3
Tulane	37-33
Tulsa	0-0
<b>Total</b>	<b>63-57</b>

## Atlantic Coast

Boston College	15-12
Clemson	65-73
Duke	23-74
Florida State	28-43
Louisville	14-22
Miami	10-14
North Carolina	25-69
NC State	43-57
Notre Dame	10-12
Pittsburgh	9-5
Syracuse	6-8
Virginia	40-43
Virginia Tech	7-20
Wake Forest	44-40
<b>Total</b>	<b>339-492</b>

## Atlantic Sun

Florida Gulf Coast	0-0
Jacksonville	5-5
Kennesaw State	4-1
Lipscomb	0-0
NIJT	0-0
North Florida	0-0
Stetson	1-1
<b>Total</b>	<b>10-7</b>

## Atlantic 10

Davidson	9-3
Dayton	0-4
Duquesne	2-0
Fordham	3-1
George Mason	1-0
George Washington	3-0
LaSalle	1-1
Massachusetts	0-1
Rhode Island	1-0
Richmond	5-4
St. Bonaventure	3-1
Saint Joseph's	0-2
Saint Louis	7-3
VCU	3-0
<b>Total</b>	<b>38-20</b>

## Big East

Butler	0-0
Creighton	0-0
DePaul	2-2
Georgetown	2-4
Marquette	3-4
Providence	0-0
St. John's	4-6
Seton Hall	2-1
Villanova	3-1
Xavier	0-2
<b>Total</b>	<b>16-20</b>

## Big Sky

Eastern Washington	0-0
Idaho	0-0
Idaho State	3-1
Montana	0-0
Montana State	0-0
North Dakota	0-0
Northern Arizona	0-0
Northern Colorado	0-0
Portland State	0-0
Sacramento State	0-0
Southern Utah	0-0
Weber State	0-0
<b>Total</b>	<b>3-1</b>

## Big South

Campbell	2-0
Charleston Southern	6-1
Gardner-Webb	1-1
High Point	0-0
Liberty	0-0
Longwood	0-0
UNC Asheville	2-0
Presbyterian	9-0
Radford	1-0
USC Upstate	1-1
Winthrop	1-1
<b>Total</b>	<b>23-4</b>

## Big Ten

Illinois	2-7
Indiana	0-2
Iowa	1-1
Maryland	36-40
Michigan	4-3
Michigan State	2-2
Minnesota	1-2
Nebraska	2-0
Northwestern	2-3
Ohio State	3-11
Penn State	1-3
Purdue	2-1
Rutgers	2-2
Wisconsin	1-1
<b>Total</b>	<b>59-78</b>

## Big 12

Baylor	3-1
Iowa State	1-0
Kansas	1-5
Kansas State	0-0
Oklahoma	2-2
Oklahoma State	2-2
Texas	2-2
TCU	2-0
Texas Tech	3-3
West Virginia	2-1
<b>Total</b>	<b>18-16</b>

## Big West

UC-Davis	0-0
UC-Irvine	0-0
UC-Riverside	0-0
UC-Santa Barbara	0-0
Cal Poly	0-0
Cal State-Fullerton	0-0
Cal State-Northridge	0-0
Hawaii	3-2
Long Beach State	0-0
<b>Total</b>	<b>3-2</b>

## Colonial

College of Charleston	5-1
Delaware	0-0
Drexel	0-0
Elon	4-0
Hofstra	2-1
James Madison	2-0
UNC Wilmington	4-0
Northeastern	0-0
Towson	0-0
William & Mary	6-1
<b>Total</b>	<b>23-3</b>

## Conference USA

Alabama-Birmingham (UAB)	0-0
Charlotte	8-1
Florida Atlantic	0-0
Florida International	0-0
Louisiana Tech	0-0
Marshall	0-0
Middle Tennessee State	0-0
North Texas	2-0
Old Dominion	2-0
Rice	10-5
Southern Mississippi	2-2
Texas-El Paso (UTEP)	1-2
Texas-San Antonio	0-0
Western Kentucky	0-0
<b>Total</b>	<b>25-10</b>

## Horizon League

Cleveland State	0-0
Detroit Mercy	1-1
Green Bay	1-0
Illinois-Chicago	1-2
Milwaukee	0-0
Northern Kentucky	0-0
Oakland	0-0
Valparaiso	0-0
Wright State	0-1
Youngstown State	1-0
<b>Total</b>	<b>4-4</b>

## Ivy League

Brown	1-0
Columbia	1-0
Cornell	4-0
Dartmouth	0-0
Harvard	1-0
Pennsylvania	2-4
Princeton	0-0
Yale	1-2
<b>Total</b>	<b>10-6</b>

## Metro Atlantic

Canisius	1-1
Fairfield	0-0
Iona	2-1
Manhattan	1-1
Marist	4-0
Monmouth	1-0
Niagara	1-0
Quinnipiac	0-0
Rider	1-2
St. Peter's	0-0
Siena	2-2
<b>Total</b>	<b>13-7</b>

## Mid-American

Akron	0-0
Ball State	0-1
Bowling Green	0-1
Buffalo	0-0
Central Michigan	1-0
Eastern Michigan	0-0
Kent State	0-0
Miami (Ohio)	0-0
Northern Illinois	0-0
Ohio	1-1
Toledo	0-0
Western Michigan	0-0
<b>Total</b>	<b>2-3</b>

## Mid-Eastern Athletic

Bethune-Cookman	2-0
Coppin State	1-0
Delaware State	3-0
Florida A&M	8-0
Hampton	0-0
Howard	3-0
Maryland-Eastern Shore	2-0
Morgan State	3-0
Norfolk State	0-0
North Carolina A&T	7-0
North Carolina Central	0-0
Savannah State	2-0
South Carolina State	2-0
<b>Total</b>	<b>33-0</b>

## Missouri Valley

Bradley	0-3
Drake	0-0
Evansville	0-1
Illinois State	0-0
Indiana State	0-0
Loyola-Chicago	0-1
Missouri State	0-0
Northern Iowa	1-0
Southern Illinois	1-1
Wichita State	0-0
<b>Total</b>	<b>2-6</b>

## Mountain West

Air Force	5-2
Boise State	1-0
Colorado State	1-0
Fresno State	0-0
Nevada	1-0
UNLV	0-2
New Mexico	0-0
San Diego State	0-1
San Jose State	0-0
Utah State	0-1
Wyoming	1-0
<b>Total</b>	<b>9-6</b>

## Northeast

Bryant	0-0
Central Connecticut State	0-0
Fairleigh-Dickinson	0-0
LIU-Brooklyn	0-1
Mount St. Mary's	2-1
Robert Morris	0-0
Sacred Heart	0-0
St. Francis (N.Y.)	1-0
St. Francis (Pa.)	2-0
Wagner	0-0
<b>Total</b>	<b>5-2</b>

## Ohio Valley

Austin Peay	1-0
Belmont	0-0
Eastern Illinois	1-0
Eastern Kentucky	0-0
Jacksonville State	0-0
Morehead State	2-0
Murray State	1-1
Southeast Missouri State	0-0
SIU-Edwardsville	0-0
Tennessee-Martin	0-0
Tennessee State	4-0
Tennessee Tech	3-0
<b>Totals</b>	<b>12-1</b>

## Pac-12

Arizona	1-0
Arizona State	0-1
California	0-3
UCLA	1-4
Colorado	0-0
Oregon	1-1
Oregon State	0-0
Southern California	2-1
Stanford	1-2
Utah	0-0
Washington	2-1
Washington State	0-0
<b>Total</b>	<b>8-13</b>

## Patriot League

American	0-0
Army	1-0
Boston University	3-0
Bucknell	0-0
Colgate	1-0
Holy Cross	0-0
Lafayette	3-0
Lehigh	0-0
Loyola (Md.)	0-0
Navy	2-2
<b>Total</b>	<b>10-2</b>

## Southeastern

Alabama	28-41
Arkansas	5-2
Auburn	61-53
Florida	27-20
Georgia	105-91
Kentucky	15-57
Louisiana State	14-21
Mississippi	11-9
Mississippi State	16-13
Missouri	1-0
South Carolina	25-18
Tennessee	28-45
Texas A&M	2-0
Vanderbilt	33-40
<b>Total</b>	<b>371-410</b>

## Southern

Chattanooga	16-2
East Tennessee State	4-2
Furman	23-6
Mercer	28-17
UNC Greensboro	2-1
Samford	4-0
The Citadel	6-0
VMI	6-2
Western Carolina	6-1
Wofford	13-3
<b>Total</b>	<b>108-34</b>

## Southland

Abilene Christian	0-0
Central Arkansas	0-0
Houston Baptist	0-0
Incarate Word	0-0
Lamar	1-0
McNeese State	0-0
New Orleans	1-0
Nicholls State	0-0
Northwestern State	0-0
Sam Houston State	1-0
Southeastern Louisiana	1-0
Stephen F. Austin	0-0
Texas A&M-Corpus Christi	0-0
<b>Total</b>	<b>3-0</b>

## Southwestern Athletic

Alabama A&M	5-0
Alabama State	2-0
Alcorn State	2-0
Arkansas-Pine Bluff	3-0
Grambling State	1-1
Jackson State	2-0
Mississippi Valley State	1-0
Prairie View A&M	1-0
Southern	0-1
Texas Southern	0-0
<b>Total</b>	<b>17-2</b>

## Summit League

Denver	0-0
IPFW	1-0
IUPUI	0-1
Nebraska-Omaha	0-0
North Dakota State	0-0
Oral Roberts	0-0
South Dakota	0-0
South Dakota State	0-0
Western Illinois	0-0
<b>Total</b>	<b>1-1</b>

## Sun Belt

Appalachian State	5-0
Arkansas-Little Rock	1-0
Arkansas State	0-0
Coastal Carolina	4-0
Georgia Southern	3-2
Georgia State	17-2
Louisiana-Lafayette	1-0
Louisiana-Monroe	0-0
South Alabama	0-0
Texas-Arlington	0-0
Texas State	0-0
Troy	4-2
<b>Total</b>	<b>35-6</b>

## West Coast

Brigham Young	1-0
Gonzaga	0-1
Loyola Marymount	1-0
Pacific	0-0
Pepperdine	2-0
Portland	0-0
Saint Mary's	1-0
San Diego	0-0
San Francisco	0-1
Santa Clara	0-1
<b>Total</b>	<b>5-3</b>

## Western Athletic

CSU-Bakersfield	0-0
Chicago State	0-0
Grand Canyon	0-0
Missouri-Kansas City (UMKC)	0-0
New Mexico State	0-0
Seattle	0-0
UT Rio Grande Valley	2-1
Utah Valley	0-0
<b>Total</b>	<b>2-1</b>

## Former Division I

Birmingham Southern	2-0
Centenary	3-0
Winston-Salem State	3-0

## Non-Division I

Tusculum	0-0
----------	-----

Record totals indicate cumulative record against the current membership of the conference.

Records also reflect only games that counted on Georgia Tech's season record (excludes exhibition games).



# SERIES HISTORY VS. ALL OPPONENTS

## Key to Home Courts

n1 - Peachtree Auditorium (1905-06)  
h2 - Cable Piano Company Hall (1908-09)  
h3 - Crystal Palace (1912-13 through 1913-14)  
h4 - City Auditorium (1919-20 through 1934-35)  
h5 - Atlanta Athletic Club (1919-20)  
h6 - Luckie Street YMCA (1919-20)  
h7 - Temporary Gym (1924-25 through 1930-31)  
h8 - Naval Armory (1935-36 through 1936-37)  
h9 - Heisman Gym (1938-39 through 1955-56)  
h10 - Alexander Memorial Coliseum (1956-2011)  
h11 - The Omni (1995-96)  
h12 - Georgia Dome (1995-96)  
h13 - State Farm (formerly Phillips) Arena (2011-12)  
h14 - Infinite Energy Center, Duluth, Ga. (2011-12)  
h15 - McCarish Pavilion (2012-present)

Note: Tech national rank (AP/Coaches) and that of its opponent (if applicable) appear in the columns between the date and the site.

! - Georgia Tech had 22 wins from the 2016-17 season vacated by the NCAA Committee on Infractions. Wins vacated are denoted by the symbol !.

## Agoga Class (0-1)

Home: 0-1, Away: 0-0, Neutral: 0-0

2-8-1922 (ot) .....h5 L 25- 26

## Air Force (5-2)

Home: 4-0, Away: 1-2, Neutral: 0-0

1-2-1963 .....nr/13 .....h10 W 61- 48  
2-10-1969 .....h10 W 88- 67  
1-31-1970 .....a W 51- 48  
2-6-1971 .....h10 W 83- 53  
2-5-1972 .....a L 53- 75  
12-11-2004 .....3/3 .....h13 W 64- 42  
12-28-2005 .....a2 L 46- 54  
\*112-Chick-fil-A Peach Bowl Classic (Phillips Arena, Atlanta, Ga.); a2-World Arena, Colorado Springs, Colo.

## Akrides-Haarlem (1-0)

Home: 1-0, Away: 0-0, Neutral: 0-0

11-24-1992 (exh) .....h10 W 115- 80

## Alabama (28-41)

Home: 15-15, Away: 5-23, Neutral: 8-3

2-26-1921 .....n1 W 30- 22  
1-14-1922 .....a L 20- 49  
2-4-1922 .....h4 W 36- 29  
2-27-1922 .....n1 W 33- 25  
2-9-1923 .....h4 W 39- 24  
2-17-1923 .....a L 27- 28  
1-26-1924 .....h4 L 28- 33  
2-15-1924 .....a L 24- 31  
2-26-1926 .....n1 W 30- 27  
2-4-1927 .....h7 W 50- 15  
2-15-1928 .....a L 21- 30  
2-9-1929 .....h7 W 37- 21  
2-12-1930 .....a L 28- 36  
2-20-1931 .....h7 W 23- 19  
2-3-1932 .....h4 L 19- 34  
2-1-1933 .....h4 L 19- 26  
2-3-1934 .....a L 16- 63  
2-29-1936 .....n2 L 34- 43  
1-26-1938 .....h8 W 36- 24  
2-15-1939 .....a L 25- 39  
1-31-1940 .....h9 L 34- 52  
2-12-1941 .....a L 32- 46  
2-27-1941 .....n3 L 33- 39  
1-15-1942 .....h9 L 25- 31  
2-26-1942 .....n3 L 32- 37  
1-23-1943 .....a L 25- 33  
1-13-1945 .....a L 26- 31  
2-14-1945 .....h9 W 53- 45  
1-8-1946 .....h9 L 37- 44  
1-19-1946 .....a W 36- 30  
1-12-1947 .....h9 L 38- 42  
2-1-1947 .....a L 46- 64  
2-29-1947 .....n3 W 43- 40  
1-31-1948 .....h9 L 31- 44  
3-4-1948 .....n3 W 46- 34  
1-14-1949 .....h9 W 51- 38  
1-14-1950 .....a L 39- 73  
2-17-1951 .....h9 L 49- 59  
1-12-1952 .....a L 60- 66  
12-19-1952 .....a1 L 57- 60  
1-12-1953 .....h9 W 69- 67  
2-6-1954 .....a L 61- 82  
2-5-1955 .....13/nr .....h9 L 72- 76  
2-4-1956 .....12/17 .....a L 60- 93

2-2-1957 .....h10 W 92- 67  
12-5-1957 .....h10 W 73- 62  
2-1-1958 (2ot) .....a L 72- 74  
12-30-1958 .....a W 89- 76  
1-31-1959 .....h10 W 66- 53  
12-8-1959 .....na/15 .....h10 W 69- 53  
1-30-1960 .....6/6 .....a W 60- 48  
2-4-1961 .....h10 W 57- 49  
2-3-1962 .....a L 70- 76  
12-17-1962 .....a W 58- 55  
2-2-1963 .....6/6 .....h10 W 74- 58  
2-1-1964 .....a W 93- 81  
1-8-1972 .....h10 L 85- 90  
1-25-1972 .....a L 68- 99  
12-11-1972 .....a L 73- 89  
1-22-1973 .....11/16 .....h10 L 83- 89  
11-30-1973 .....18/na .....h10 L 64- 88  
1-23-1974 .....9/10 .....a L 74- 79  
12-9-1974 .....11/na .....a L 76- 91  
1-22-1975 .....6/6 .....h10 L 80- 97  
12-21-1979 .....n4 W 83- 59  
12-29-1983 .....n5 W 57- 54  
11-27-1997 .....n6 W 62- 60  
1-3-2009 .....a L 77- 88  
1-3-2012 .....h13 L 48- 73

a1-Birmingham, Ala.; n1-City Auditorium, Atlanta, Ga.; n2-Knoxville, Tenn.; n3-Louisville, Ky.; n4-Roanoke Times & World News Classic (Roanoke, Va., Civic Center); n5-Cotton States Classic (The Omni, Atlanta, Ga.); n6-Puerto Rico Shootout (Eugenio Guerra Sports Complex, Bayamon, P.R.)

## Alabama A&M (5-0)

Home: 5-0, Away: 0-0, Neutral: 0-0

12-15-1982 .....h10 W 90- 85  
11-28-1983 .....h10 W 95- 75  
12-17-2003 .....5/6 .....h10 W 74- 41  
12-19-2011 .....h14 W 65- 54  
11-18-2014 .....h15 W 66- 46

## Alabama State (2-0)

Home: 2-0, Away: 0-0, Neutral: 0-0

11-19-2004 .....3/4 .....h10 W 74- 37  
12-17-2012 .....h15 W 75- 41

## Albany (1-0)

Home: 1-0, Away: 0-0, Neutral: 0-0

11-17-2010 .....h10 W 78- 51

## Albany YMCA (0-2)

Home: 0-0, Away: 0-2, Neutral: 0-0

1-1-1924 .....a L 28- 39  
12-29-1927 .....a L 23- 32

## Alcorn State (3-0)

Home: 3-0, Away: 0-0, Neutral: 0-0

11-20-1987 .....h10 W 114- 71  
1-18-1989 .....nr/20 .....h W 88- 63  
12-18-2016 .....h15 W 74- 50

\*Preseason NIT first round

## Appalachian State (5-0)

Home: 4-0, Away: 1-0, Neutral: 0-0

2-21-1983 .....h10 W 83- 72  
1-4-1984 .....h10 W 78- 61  
12-2-1995 .....20/20 .....a W 89- 65  
12-5-1998 (ot) .....h10 W 74- 72  
12-15-2014 .....h15 W 70- 57

## Arizona (1-0)

Home: 0-0, Away: 0-0, Neutral: 1-0

2-17-1991 .....6/6 .....n1 W 62- 56  
n1-Brendan Byrne Arena, East Rutherford, N.J.

## Arizona State (0-1)

Home: 0-0, Away: 0-0, Neutral: 0-1

12-20-1975 .....19/18 .....n1 L 70- 85  
n1-Kentucky Invitational (Memorial Coliseum, Lexington, Ky.)

## Arkansas (5-2)

Home: 2-1, Away: 1-0, Neutral: 2-1

12-30-1961 .....n1 L 42- 72  
1-29-1965 .....h10 W 93- 83  
1-28-1966 .....h10 W 88- 75  
12-26-1984 .....10/13 .....n2 W 72- 52  
11-26-2015 .....n3 W 83- 73  
12-19-2018 .....a W 69- 65  
11-25-2019 (ot) .....h15 L 61- 62  
n1-Poinsettia Tournament (Greenville, S.C.); n2-Rainbow Classic (Blaisdell Center, Honolulu, Hawaii); n3-NIT Season Tip-Off (Barclays Center, Brooklyn, N.Y.)

## Arkansas-Little Rock (1-0)

Home: 1-0, Away: 0-0, Neutral: 0-0

11-26-2004 .....3/3 .....h10 W 79- 54

## Arkansas-Pine Bluff (3-0)

Home: 3-0, Away: 0-0, Neutral: 0-0

11-23-2002 .....h10 W 113- 75  
11-25-2008 .....h10 W 74- 47  
12-16-2009 .....h10 W 65- 53

## Army (1-0)

Home: 1-0, Away: 0-0, Neutral: 0-0

2-17-1968 .....h10 W 60- 55

## Arundel Boat Club (1-0)

Home: 0-0, Away: 1-0, Neutral: 0-0

12-29-1930 .....a W 49- 45

## Athletes in Action (4-2)

Home: 4-2, Away: 0-0, Neutral: 0-0

3-2-1972 (exh) .....h10 W 88- 87  
11-14-1991 (exh) .....h10 W 76- 74  
11-17-1992 (exh) .....h10 W 111-102  
11-17-1997 (exh) .....h10 W 86- 76  
11-2-1998 (exh) .....h10 L 73- 84  
11-2-1999 (exh) .....h10 L 66- 82

## Atlanta Athletic Club (2-12)

Home: 1-6, Away: 1-6, Neutral: 0-0

1-28-1909 .....a L 12- 18  
3-6-1920 .....a L 21- 44  
1-5-1923 .....h4 L 23- 40  
1-4-1924 .....h4 L 23- 51  
1-9-1925 .....h7 L 22- 23  
1-5-1927 .....a L 28- 34  
2-5-1927 .....h7 W 41- 23  
1-4-1928 .....a L 26- 36  
2-8-1928 .....h7 L 29- 33  
1-23-1929 .....a L 26- 43  
2-20-1929 .....h7 L 26- 37  
2-4-1930 .....a W 31- 29  
2-25-1930 .....h7 L 22- 37  
1-10-1931 .....a L 27- 40

## Atlanta Naval Air Station (3-0)

Home: 2-0, Away: 1-0, Neutral: 0-0

1-7-1944 .....a W 46- 34  
1-14-1944 .....h9 W 70- 37  
2-21-1945 (ot) .....h9 W 51- 47

## Auburn (61-53)

Home: 37-20, Away: 22-30, Neutral: 2-3

2-17-1906 .....h1 L 6- 26  
2-4-1909 .....h2 L 8- 24  
2-14-1913 .....h3 L 27- 36  
2-22-1913 .....a L 19- 23  
2-20-1914 .....h3 W 50- 12  
2-27-1914 .....a W 21- 6  
1-10-1920 .....h4 L 24- 29  
3-9-1920 .....a L 17- 21  
1-22-1921 .....h4 L 28- 30  
1-28-1922 .....h4 W 44- 12  
2-11-1922 .....a L 13- 26  
1-12-1923 .....h4 W 35- 17  
2-23-1923 .....a L 26- 29  
1-11-1924 .....h4 W 39- 24  
2-9-1924 .....a W 33- 18  
2-29-1924 .....n1 L 29- 35  
1-17-1925 .....a W 28- 21  
2-7-1925 .....h7 L 14- 15  
1-9-1926 .....a L 28- 32  
2-19-1926 .....h7 W 28- 13  
1-8-1927 (ot) .....h7 W 22- 20  
2-12-1927 .....a L 24- 42

1-7-1928 .....a L 29- 56  
2-25-1928 .....n1 L 29- 30  
2-6-1929 .....h7 W 41- 25  
2-16-1929 .....a W 46- 41  
2-17-1930 .....a W 47- 34  
2-19-1930 .....h4 W 40- 29  
1-28-1931 .....a W 37- 33  
2-24-1931 .....h7 W 47- 22  
1-13-1932 .....a L 22- 25  
2-10-1932 .....h4 W 36- 28  
2-15-1933 .....a W 29- 20  
2-21-1933 .....h4 W 29- 18  
1-9-1934 .....a W 28- 26  
2-14-1934 .....h4 W 24- 20  
2-6-1935 .....h4 W 25- 24  
2-12-1935 .....a W 34- 19  
2-4-1936 .....a L 28- 31  
2-19-1936 .....h8 W 46- 22  
2-11-1937 .....h8 W 42- 28  
2-27-1937 .....a W 35- 33  
2-15-1938 .....h8 W 43- 42  
3-1-1938 .....h8 W 54- 32  
2-22-1939 .....a L 24- 38  
2-27-1939 .....h9 L 33- 49  
2-6-1940 .....h9 W 53- 31  
2-21-1940 (ot) .....a L 38- 39  
2-1-1941 .....h9 W 48- 39  
2-5-1941 .....a L 45- 51  
1-30-1942 .....h9 W 48- 42  
2-3-1942 .....a L 38- 43  
1-22-1943 .....a W 59- 32  
1-30-1943 .....h9 W 53- 21  
1-20-1945 .....h9 W 53- 39  
2-17-1945 .....a W 74- 41  
1-14-1946 .....h9 W 45- 22  
1-16-1946 .....a W 53- 26  
1-15-1947 .....a W 55- 42  
1-29-1947 .....h9 W 65- 49  
1-30-1948 .....a L 31- 38  
2-25-1948 .....h9 W 50- 43  
1-11-1949 .....a L 33- 41  
2-23-1949 .....h9 W 66- 57  
1-10-1950 .....h9 W 65- 49  
2-22-1950 .....a W 61- 53  
1-31-1951 .....h9 W 64- 44  
2-14-1951 .....a L 63- 75  
12-29-1951 .....n2 W 79- 62  
1-9-1952 .....h9 W 56- 54  
2-13-1952 .....a W 58- 50  
12-10-1952 .....a L 61- 71  
1-14-1953 .....h9 W 79- 61  
12-12-1953 .....a1 L 56- 83  
1-20-1954 .....a L 56- 80  
2-8-1954 .....h9 L 53- 59  
1-26-1955 .....a W 73- 70  
2-7-1955 .....h9 W 75- 67  
2-7-1956 (ot) .....a L 74- 77  
1-22-1957 .....a W 81- 74  
2-4-1957 (ot) .....h10 W 76- 67  
1-22-1958 .....h10 L 72- 80  
2-3-1958 .....a L 78- 99  
1-21-1959 .....5/6 .....a L 55- 66  
2-3-1959 .....4/7 .....h10 L 40- 51  
1-19-1960 .....6/6 .....h10 L 59- 66  
2-2-1960 .....6/6 .....a L 45- 48  
1-24-1961 (ot) .....a W 48- 43  
2-7-1961 .....h10 L 36- 38  
1-23-1962 .....h10 L 40- 52  
2-5-1962 .....a L 39- 48  
1-22-1963 .....7/6 .....nr/16 .....h10 W 69- 64  
2-3-1964 .....a W 62- 57  
12-1-1964 .....h10 L 52- 60  
2-26-1965 .....a W 59- 54  
12-18-1965 .....h10 L 74- 79  
2-19-1966 .....a L 73- 90  
12-21-1966 (ot) .....h10 W 78- 76  
12-16-1967 .....h10 L 52- 63  
2-24-1969 .....a L 85- 87  
1-17-1970 .....h10 W 86- 74  
12-19-1970 .....a1 W 87- 76  
1-14-1971 .....h10 W 90- 81  
12-11-1971 .....h10 L 62- 76  
2-15-1972 .....a L 77- 91  
11-25-1972 .....h10 W 90- 83  
2-26-1973 .....a L 69- 79  
12-13-1973 .....h10 L 86- 88  
2-27-1974 .....a L 70- 92  
1-15-1975 .....h10 L 75- 87  
2-11-1976 .....a L 51- 72  
2-1-1978 .....h10 L 72- 77  
12-21-1978 .....a1 L 57- 60  
12-30-1987 .....n3 W 83- 72  
a1-Montgomery, Ala.; n1-SIC Tournament (City Auditorium, Atlanta, Ga.); n2-Carolina Invitational (Charlotte [N.C.] Coliseum); n3-Cotton States Classic (The Omni, Atlanta, Ga.)

# SERIES HISTORY VS. ALL OPPONENTS

## Augusta (5-0)

**Home: 4-0, Away: 0-0, Neutral: 0-0**

1-16-1984.....h10	W	75- 57
12-21-1984.....13/13	h10	W 84- 53
12-12-1987.....16/nr	h10	W 108- 74
11-24-1990.....14/14	h10	W 100- 63
11-6-2005 (exh)	h10	W 96- 57

Formerly Augusta College, Augusta State, GRU Augusta; Includes exhibition game

## Austin Peay (1-0)

**Home: 0-0, Away: 0-0, Neutral: 1-0**

3-15-1996.....13/15	n1	W 90- 79
---------------------	----	----------

n1-NCAA Southeast Regional first round (Orlando [Fla.] Arena)

## Australian National Team (1-0)

**Home: 1-0, Away: 0-0, Neutral: 0-0**

11-11-1985 (exh)	h10	W 81- 75
------------------	-----	----------

## Ball State (0-1)

**Home: 0-1, Away: 0-0, Neutral: 0-0**

12-18-2019.....h15	L	47- 65
--------------------	---	--------

## Baltimore (0-2)

**Home: 0-0, Away: 0-2, Neutral: 0-0**

12-27-1929.....a	L	22- 24
12-28-1933.....a	L	19- 38

## Baylor (3-1)

**Home: 3-0, Away: 0-0, Neutral: 0-1**

12-16-1957.....h10	W	61- 59
12-4-1958.....h10	W	65- 56
12-20-1961.....h10	W	57- 44
12-27-1973.....n1	L	80-108

n1-Old Dominion Invitational (The Scope, Norfolk, Va.)

## Belmont (0-0)

**Home: 1-0, Away: 0-0, Neutral: 0-0**

3-19-2017.....h15	!	71- 57
-------------------	---	--------

\*Post-season NIT

## Benjamin Franklin (1-0)

**Home: 0-0, Away: 1-0, Neutral: 0-0**

12-27-1930.....a	W	34- 17
------------------	---	--------

## Bethune-Cookman (2-0)

**Home: 2-0, Away: 0-0, Neutral: 0-0**

12-31-2005.....h10	W	73- 46
11-19-2017.....h15	!	65- 62
12-1-2019.....h15	W	68- 65

## Birmingham Athletic Club (1-1)

**Home: 0-0, Away: 1-1, Neutral: 0-0**

1-13-1922.....a	W	34- 16
2-16-1923.....a	L	31- 37

## Birmingham Southern (2-0)

**Home: 0-0, Away: 1-0, Neutral: 1-0**

2-25-1921.....n1	W	53- 11
12-3-1948.....a	W	75- 45

n1-SIAA Tournament (City Auditorium, Atlanta, Ga.)

## Biscayne (1-0)

**Home: 1-0, Away: 0-0, Neutral: 0-0**

12-12-1978.....h10	W	70- 49
--------------------	---	--------

## Boise State (1-0)

**Home: 0-0, Away: 0-0, Neutral: 1-0**

12-22-2019.....n1	W	74- 60
-------------------	---	--------

n1 - Diamond Head Classic (Stan Sheriff Center, Honolulu, Hawaii)

## Boston College (16-12)

**Home: 8-2, Away: 4-6, Neutral: 4-4**

All Home Games: 8-2

At McCamish Pavilion: 3-1

At AMC: 3-1

At Philips Arena: 1-0

In Atlanta: 8-2

In Boston/Chestnut Hill: 6-6

At Conte Forum: 4-6

As ACC members: 12-11

In the ACC Tournament: 1-3

All Neutral Games: 4-4

Under Bobby Cremins: 2-0

Under Paul Hewitt: 4-3

Under Brian Gregory: 5-4

Under Josh Pastner: 3-2

Vs. Jim Christian: 4-4

Longest Winning Streak: 4 games (1986-2006)

Longest Losing Streak: 3 games (2012-13)

Most Points Scored: 103 on 3-7-1996

Fewest Points Scored: 37 on 1-19-1980

Most Points Allowed: 89 on 3-17-1996

Fewest Points Allowed: 40 on 1-19-1980

Largest Margin of Victory: 14 on 3-17-1996, 3-4-2007

Largest Margin of Defeat: 11 on 1-8-2011

• Georgia Tech leads the all-time series with Boston College, 16-12 (one win vacated by the NCAA Committee on Infractions), and won the teams' only meeting of the 2019-20 regular season, 71-52 in Chestnut Hill.

• Boston College has won three of the four ACC Tournament meetings between the two schools, and each time the tournament result has mirrored the regular-season outcome.

• Ten of the games in the short series have been decided by less than 10 points; 14 of them by four points or less, and five in overtime.

• Tech is 8-2 against the Eagles at home, earning the last five wins on three different home courts - one each at Alexander Memorial Coliseum and Philips Arena and three at McCamish Pavilion.

• Tech has played BC at three different venues in the Boston area. The Jan. 29, 2005 game was Tech's first visit to the Conte Forum, BC's current home court, where the Jackets are 3-6. The first game in the series on Dec. 31, 1946, was played at Boston Arena, and the teams also played in the Boston Garden on Jan. 19, 1980.

• Prior to BC's entry into the ACC, the teams met four times on neutral floors, including one outside the United States, a 65-62 overtime win for the Yellow Jackets in the 1986 Suntory Ball in Tokyo, Japan.

• The teams have met twice in NCAA Tournament competition, both of them won by Tech. The Yellow Jackets downed the Eagles, 103-89, in the 1996 Southeast Regional second round in Orlando, and eliminated the Eagles, 57-54 in a 2004 second-round game in Milwaukee.

## All-Time Series Results

12-31-1946.....a	W	54- 50
1-19-1980.....n1	L	37- 40
12-20-1986 (ot), 16/nr	n2	W 65- 62
3-17-1996.....13/15	n3	W 103- 89
3-21-2004.....14/15...25/n	n4	W 57- 54
1-8-2006.....11/11	h10	W 60- 58
1-29-2006.....20/18	a	L 64- 66
3-4-2007.....h10	W	74- 60
3-8-2008.....a	W	86- 78
1-20-2009 (ot)	h10	L 76- 80
3-7-2009.....a	L	66- 67
2-27-2010.....h10	W	73- 68
1-8-2011.....a	L	75- 86
2-4-2012.....h13	W	51- 47
2-29-2012.....a	L	52- 56
3-9-2013.....a	L	72- 74
3-14-2013.....n5	L	64- 84
1-21-2014.....a	W	68- 60
2-13-2014.....h15	W	74- 71
3-12-2014 (ot)	n5	W 73- 70
1-25-2015.....h15	L	62- 64
3-10-2015.....n5	L	65- 66
2-27-2016.....a	W	76- 71
2-11-2017.....h15	!	65- 54
2-4-2018 (ot)	a	L 72- 80
3-6-2018.....n6	L	77- 87
3-3-2019 (ot)	h15	W 81- 78
1-11-20.....a	W	71- 52

n1-Boston Garden, Boston, Mass.; n2-Suntory Ball (Aoyama College, Tokyo, Japan); n3-NCAA Southeast Regional second round (Orlando [Fla.] Arena); n4-NCAA Tournament second round (Bradley Center, Milwaukee, Wis.); n5-ACC Tournament (Greensboro Coliseum, Greensboro, N.C.); n6-ACC Tournament (Barclays Center, Brooklyn, N.Y.)

## Boston University (3-0)

**Home: 1-0, Away: 0-0, Neutral: 2-0**

12-28-1965.....n1	W	83- 40
1-10-1975.....h10	W	73- 72
11-22-2009.....21/19	n2	W 85- 67

n1-Hurricane Classic (Miami, Fla.); n2-O'Reilly Auto Parts Puerto Rico Tip-Off, San Juan, P.R.

## Bowling Green (0-1)

**Home: 0-0, Away: 0-0, Neutral: 0-1**

12-30-1972.....n1	L	87-102
-------------------	---	--------

n1-Old Dominion Invitational (The Scope, Norfolk, Va.)

## Bradley (0-3)

**Home: 0-0, Away: 0-2, Neutral: 0-1**

12-19-1949.....a	L	60- 84
12-16-1950.....a	L	55- 85
12-29-1995.....n1	L	82- 84

n1-Cable Car Classic (San Jose [Calif.] Arena)

## Brigham Young (1-0)

**Home: 0-0, Away: 0-0, Neutral: 1-0**

12-29-1978.....n1	W	83- 81
-------------------	---	--------

n1-Pillsbury Holiday Classic (Minneapolis, Minn.)

## Brown (1-0)

**Home: 1-0, Away: 0-0, Neutral: 0-0**

12-19-1966.....h10	W	93- 75
--------------------	---	--------

## California (0-3)

**Home: 0-0, Away: 0-2, Neutral: 0-1**

12-29-1950.....a	L	57- 82
12-30-1950.....a	L	45- 78
11-23-2012.....n1	L	57- 68

n1-DirectTV Classic (Anaheim, Calif.)

## California All-Stars (1-2)

**Home: 0-2, Away: 0-0, Neutral: 0-0**

11-9-1998 (exh)	h10	W 94- 89
11-9-1999 (exh)	h10	L 85- 95
11-7-2000 (exh)	h12	L 86- 07

## CSU-Bakersfield (0-0)

**Home: 0-0, Away: 0-0, Neutral: 0-0**

3-28-2017.....n1	!	76- 61
------------------	---	--------

n1-Post-season NIT semifinal (Madison Square Garden, New York, N.Y.)

## Camp Wheeler (1-0)

**Home: 1-0, Away: 0-0, Neutral: 0-0**

2-22-1943.....h9	W	36- 33
------------------	---	--------

## Campbell (2-0)

**Home: 2-0, Away: 0-0, Neutral: 0-0**

2-26-1979.....h10	W	83- 61
11-27-1995.....20/20	h11	W 87- 76

## Canisius (1-1)

**Home: 0-0, Away: 1-1, Neutral: 0-0**

12-30-1954.....a1	L	56- 70
12-31-1955.....a1	W	86- 82

a1-Queen City Tournament (Buffalo, N.Y.)

## Carson-Newman (1-0)

**Home: 1-0, Away: 0-0, Neutral: 0-0**

11-2-2007 (exh)	h10	W 126- 86
-----------------	-----	-----------

## Catholic (0-1)

**Home: 0-0, Away: 0-1, Neutral: 0-0**

2-16-1921.....a	L	23- 37
-----------------	---	--------

## Centenary (3-0)

**Home: 2-0, Away: 0-0, Neutral: 1-0**

1-10-2006.....n1	W	85- 69
12-18-2006.....h10	W	92- 52
12-22-2007.....h10	W	86- 41

n1-CenturyTel Center, Bossier City, La.

## Central Columbus YMCA (0-1)

**Home: 0-1, Away: 0-0, Neutral: 0-0**

1-8-1924.....h4	L	18- 42
-----------------	---	--------

## Central Michigan (1-0)

**Home: 0-0, Away: 0-0, Neutral: 1-0**

12-17-1983.....n1	W	73- 71
-------------------	---	--------

n1-Casaba Club Classic (A.G. Spanos Center, Stockton, Calif.)

## Central YMCA (1-0)

**Home: 1-0, Away: 0-0, Neutral: 0-0**

2-12-1924.....h4	W	34- 26
------------------	---	--------

## Centre (1-0)

**Home: 0-0, Away: 0-0, Neutral: 1-0**

2-27-1923.....n1	W	34- 26
------------------	---	--------

n1-SIAA Tournament (City Auditorium, Atlanta, Ga.)

## Clayton State (1-0)

**Home: 1-0, Away: 0-0, Neutral: 1-0**

11-7-2014 (exh)	h15	W 74- 41
-----------------	-----	----------

## College of Charleston (5-1)

**Home: 5-1, Away: 0-0, Neutral: 0-0**

2-11-1975.....h10	W	89- 82
2-28-1976.....h10	W	91- 52
1-5-1977.....h10	W	97- 76
2-19-1979.....h10	W	61- 43
1-28-1992.....20/18	h10	W 77- 70
1-16-1993.....8/8	h10	L 67- 84

## University of Charleston (1-0)

**Home: 1-0, Away: 0-0, Neutral: 0-0**

1-20-1979.....h10	W	69- 63
-------------------	---	--------

Formerly Morris Harvey College (W.Va.)

## Charleston Southern (7-1)

**Home: 7-1, Away: 0-0, Neutral: 0-0**

11-27-1978.....h10	W	111- 54
2-14-1981.....h10	L	51- 74
11-24-1984.....18/nr	h10	W 79- 66
12-10-1988.....12/12	h10	W 101- 66
11-16-1998.....h10	W	103- 63
11-21-2000.....h10	W	85- 62
12-22-2004.....9/9	h10	W 90- 48
11-12-2010.....h10	W	52- 39

Formerly Baptist College

# SERIES HISTORY VS. ALL OPPONENTS

## Cincinnati (3-8)

**Home: 2-0, Away: 0-4, Neutral: 1-4**

12-21-1926.....	a	L	25- 52
3-2-1976.....	13/18.....n1	L	60- 71
2-12-1977.....	12/11.....a	L	73- 84
3-5-1977.....	14/20.....n2	L	61- 74
1-2-1978.....	11/11.....h10	W	59- 56
2-9-1978.....	a	L	67- 75
3-2-1978.....	nr/18.....n3	W	39- 38
1-29-1979.....	h10	W	82- 73
2-5-1979.....	a	L	51- 55
12-28-1994.....	17/16.....20/18.....n4	L	66- 69
3-22-1996.....	13/15.....7/6.....n5	L	70- 87

n1-Metro Tournament (Freedom Hall, Louisville, Ky.); n2-Metro Tournament (Mid-South Coliseum, Memphis, Tenn.); n3-Metro Tournament (Riverfront Coliseum, Cincinnati, Ohio); n4-Rainbow Classic (Special Events Center, Honolulu, Hawaii); n5-NCAA Southeast Regional semifinal (Rupp Arena, Lexington, Ky.)

## Cincinnati YMCA (0-1)

**Home: 0-0, Away: 0-1, Neutral: 0-0**

12-22-1926.....	a	L	41- 43
-----------------	---	---	--------

## Clark Atlanta (0-1)

**Home: 1-0, Away: 0-0, Neutral: 0-0**

11-5-2010 (ot) (exh).....	h10	L	71- 68
---------------------------	-----	---	--------

## Clemson (65-731)

**Home: 44-261, Away: 17-46, Neutral: 4-1**

All Home Games: 44-261
At McCamish Pavilion: 4-4!
At AMC: 27-15
At Philips Arena: 0-1
At Georgia Dome: 1-0
In Atlanta: 45-26!
All Road Games: 17-46
At Littlejohn Coliseum: 9-39
As ACC members: 37-50!
In the ACC Tournament: 4-1
All Neutral Games: 4-1
As SIC members: 8-5
As SIAA members: 3-2
As SoCon members: 6-5
Under Whack Hyder: 9-8
Under Dwane Morrison: 0-8
Under Bobby Cremins: 19-21
Under Paul Hewitt: 12-11
Under Brian Gregory: 2-8
Under Josh Pastner: 3-5!
Vs. Brad Brownell: 6-16
Longest Winning Streak: 7 games (1943-66)
Longest Losing Streak: 14 games (1972-82)
Most Points Scored: 111 on 1-24-2001
Fewest Points Scored: 17 on 2-20-1920
Most Points Allowed: 108 on 1-24-2001
Fewest Points Allowed: 13 on 1-5-1924, 1-20-1937
Largest Margin of Victory: 38 on 1-20-1937
Largest Margin of Defeat: 29 on 1-8-1977

• This is the oldest and longest-running series the Yellow Jackets have with an ACC member. The 138 all-time meetings are more than 30 greater than Tech has played with any other ACC opponent. The series dates back to the 1912-13 season, when John Heisman coached the Tech basketball team.

• Clemson is one of two permanent home-and-away opponents on Tech's schedule each year (Notre Dame is the other).

• Tech swept the season series in 2019-20 for the first time since the 2004-05 season, winning 68-59 at home and 65-62 at Clemson. The win at Clemson was the Yellow Jackets' first since the 2004-05 season, snapping a 14-game road losing streak in the series.

• The Yellow Jackets trail 50-37 to the Tigers since joining the ACC.

• Tech has an all-time record of 44-26 against the Tigers at home, including a 27-15 record at Alexander Memorial Coliseum and a 4-4 mark at McCamish Pavilion.

• Tech is 3-5 under head coach Josh Pastner against Clemson (the one victory was vacated by the NCAA Committee on Infractions), and 6-16 vs. Tiger teams coached by Brad Brownell.

• Tech is just 17-46 all-time in games played at Clemson, including an 9-39 mark in Littlejohn Coliseum. The Jackets lost 14 straight games on the road in the series, and 13 in a row at Littlejohn, before Tech won last March 6, Tech was Clemson's first opponent in Littlejohn Coliseum back on Nov. 30, 1968. The Tigers won, 76-72.

• Tech's 111-108 win against the Tigers at Littlejohn Coliseum on Jan. 24, 2001 is the highest-scoring regulation

game Tech has had with any ACC opponent. The Jackets defeated Florida State by the same score in Tallahassee (in two OTs) on Feb. 11, 1999, and lost to Wake Forest in the 2007 ACC Tournament, 114-112 in double-overtime.

• The Yellow Jackets have won three of four ACC Tournament meetings with the Tigers, including a 69-61 semi-final decision on the way to the 1993 conference title in Charlotte.

## All-Time Series Results

2-7-1913.....	h3	L	22- 26
2-8-1913.....	a	W	29- 11
1-23-1920.....	h4	W	32- 17
2-20-1920.....	a	L	17- 41
2-5-1921.....	h4	W	28- 22
1-13-1923.....	a	W	26- 17
1-27-1923.....	h4	W	35- 22
1-5-1924.....	a	W	48- 13
2-8-1924.....	h4	W	39- 22
1-10-1925.....	h4	L	18- 20
2-14-1925.....	a	L	30- 32
1-17-1928.....	h7	W	42- 24
1-5-1929.....	h7	W	29- 23
3-1-1929.....	h1	L	26- 30
1-11-1930.....	h7	L	24- 25
2-15-1930.....	a	L	26- 40
1-7-1933.....	a	W	29- 28
2-7-1934.....	h4	W	31- 25
1-12-1935.....	a	L	29- 43
1-11-1936.....	h8	L	32- 35
1-25-1936.....	a	L	31- 39
1-20-1937.....	h8	W	51- 13
2-25-1938.....	h8	W	53- 33
1-8-1941.....	h9	W	63- 51
1-22-1941 (ot).....	a	L	49- 52
2-10-1943.....	h9	W	43- 32
1-22-1944.....	a	W	50- 34
1-29-1944.....	h9	W	58- 24
12-20-1945.....	h9	W	52- 38
1-5-1946.....	a	W	61- 46
2-3-1965.....	h10	W	93- 78
1-6-1966.....	h10	W	87- 72
2-22-1966.....	a	L	90-106
1-5-1967.....	h10	L	55- 76
1-24-1967.....	a	W	88- 77
2-1-1968.....	h10	W	99- 64
2-28-1968.....	a	W	80- 51
11-30-1968.....	a	L	72- 76
1-8-1969.....	h10	W	72- 66
1-7-1970.....	h10	W	96- 84
1-19-1970.....	a	L	78- 88
1-6-1971.....	h10	W	72- 55
1-20-1971.....	a	W	74- 64
1-5-1972.....	h10	L	57- 66
1-29-1972.....	a	L	70- 83
11-28-1972.....	a	L	77- 86
2-3-1973.....	h10	L	57- 74
12-15-1973.....	a	L	61- 63
3-2-1974.....	h10	L	58- 71
2-19-1975.....	16/nr.....h10	L	69- 85
1-8-1977.....	16/15.....a	L	69- 98
1-5-1980.....	h10	L	48- 56
1-31-1980.....	16/17.....a	L	52- 76
1-7-1981.....	20/20.....h10	L	54- 65
1-21-1981.....	19/nr.....a	L	48- 72
1-6-1982.....	h10	L	57- 62
1-20-1982.....	a	L	49- 55
1-11-1983.....	h10	W	71- 66
1-24-1983.....	a	L	56- 58
1-11-1984.....	a	L	69- 79
1-26-1984.....	h10	W	59- 52
1-8-1985.....	9/10.....h10	L	81- 90
1-23-1985.....	16/17.....a	W	64- 59
1-18-1986.....	5/5.....a	W	83- 71
3-2-1986.....	4/3.....h10	W	74- 63
3-7-1986.....	6/6.....n2	W	79- 61
1-20-1987.....	10/12.....h10	L	66- 67
2-25-1987.....	13/12.....a	L	77- 88
1-26-1988.....	h10	W	85- 76
3-5-1988 (ot).....	13/15.....a	L	94- 97
1-25-1989.....	nr/19.....h10	W	75- 74
3-4-1989 (ot).....	a	L	79- 81
1-25-1990.....	13/11.....a	L	90- 91
3-3-1990.....	11/11.....20/20.....h10	W	85- 69
1-24-1991.....	nr/25.....h10	W	89- 68
3-2-1991.....	nr/21.....a	L	62- 69
2-5-1992 (ot).....	20/18.....a	L	78- 95
3-8-1992.....	h10	W	101- 82
2-4-1993.....	22/22.....h10	L	80- 83
3-7-1993.....	a	W	66- 59
3-13-1993.....	n3	W	69- 61
2-2-1994.....	a	L	69- 88
3-5-1994.....	h10	W	90- 79
2-1-1995.....	21/20.....h10	W	80- 50
3-4-1995.....	a	L	63- 65
1-30-1996.....	25/nr.....24/21.....a	L	70- 73

3-3-1996.....	18/20.....h10	W	87- 74
1-30-1997.....	7/6.....a	L	57- 70
3-1-1997.....	12/10.....h10	L	53- 55
2-4-1998.....	h10	W	70- 52
3-1-1998.....	a	L	62- 76
1-28-1999.....	h10	W	66- 62
2-28-1999.....	a	L	64- 92
2-2-2000.....	a	L	58- 70
3-4-2000.....	h10	W	85- 69
1-24-2001.....	a	W	111-108
2-25-2001.....	h10	W	85- 64
1-5-2002.....	h10	L	76- 83
2-6-2002.....	a	W	74- 50
2-5-2003.....	a	L	67- 69
3-8-2003.....	h10	W	66- 56
1-27-2004.....	14/16.....h10	W	76- 69
2-28-2004.....	18/20.....a	W	79- 60
2-8-2005.....	a	W	70- 62
3-5-2005.....	h10	W	64- 56
1-21-2006.....	h10	L	63- 73
3-4-2006.....	a	L	82- 95
1-6-2007.....	23/18.....a	L	74- 75
2-3-2007.....	25/21.....h10	W	80- 62
2-14-2008.....	a	L	67- 82
3-6-2008.....	24/v.....h10	W	80- 75
1-25-2009.....	10/9.....a	L	59- 73
2-22-2009.....	13/13.....h10	L	73- 81
3-12-2009.....	17/18.....n4	W	86- 81
1-19-2010.....	19/18.....17/16.....h10	W	66- 64
3-2-2010.....	a	L	80- 91
1-12-2011.....	a	L	62- 87
2-5-2011.....	h10	L	56- 65
1-21-2012.....	a	L	62- 64
2-21-2012.....	h13	L	37- 56
1-29-2013.....	a	L	60- 63
2-14-2013.....	h15	L	53- 56
2-4-2014.....	a	L	41- 45
2-22-2014.....	h15	L	55- 63
3-13-2014 (ot).....	n2	L	65- 69
2-16-2015.....	h15	W	63- 52
2-28-2015 (ot).....	a	L	63- 70
2-13-2016.....	a1	L	52- 66
2-23-2016.....	h15	W	75- 73
3-9-2016 (ot).....	n5	W	88- 85
1-12-2017.....	h15	!	75- 63
2-1-2017.....	a	L	62- 74
1-28-2018.....	h15	L	70- 72
2-24-2018.....	15/17.....a	L	67- 75
1-16-2019.....	a	L	60- 72
2-6-2019.....	h15	L	42- 65
2-25-2020.....	h15	W	68- 59
3-6-2020.....	a	W	65- 62

h3-Crystal Palace; h4-City Auditorium; h7-Temporary Gym; h8-Naval Armory; h9-Heisman Gym; h10-The Omni; h12-Philips Arena; a1-Bon Secours Wellness Arena (Greenville, S.C.); n1-SIC Tournament (City Auditorium, Atlanta, Ga.); n2-ACC Tournament (Greensboro [N.C.] Coliseum); n3-ACC Tournament (Charlotte [N.C.] Coliseum); n4-ACC Tournament (Georgia Dome, Atlanta, Ga.); n5-ACC Tournament (Verizon Center, Washington, D.C.)

1/12/2017 victory vacated by NCAA Committee on Infractions

## Clemson YMCA (0-1)

**Home: 0-0, Away: 0-1, Neutral: 0-0**

2-21-1920.....	a	L	32- 40
----------------	---	---	--------

## Coastal Carolina (4-0)

**Home: 4-0, Away: 0-0, Neutral: 0-0**

11-28-1988.....	14/na.....h10	W	95- 65
12-19-1989.....	14/13.....h10	W	109- 82
11-28-1994.....	20/19.....h10	W	90- 78
12-17-1997.....	h10	W	100- 63

## Colgate (1-0)

**Home: 1-0, Away: 0-0, Neutral: 0-0**

12-23-2015.....	h14	W	76- 60
-----------------	-----	---	--------

## Colorado State (1-0)

**Home: 1-0, Away: 0-0, Neutral: 0-0**

11-22-1991.....	23/24.....h10	W	84- 67
-----------------	---------------	---	--------

\*Preseason NIT second round

## Columbia (1-0)

**Home: 0-0, Away: 0-0, Neutral: 1-0**

12-11-1976.....	n1	W	80- 79
-----------------	----	---	--------

n1-Marshall Invitational (Huntington, W.Va.)

## Columbus Kinners (0-1)

**Home: 0-0, Away: 0-1, Neutral: 0-0**

12-20-1926.....	a	L	26- 35
-----------------	---	---	--------

## Connecticut (2-2)

**Home: 0-0, Away: 0-1, Neutral: 2-1**

11-26-2003.....	1/1.....n1	W	77- 61
4-5-2004.....	14/15.....7/7.....n2	L	73- 82
2-11-2007.....	n3	W	65- 52
2-9-2008.....	a	L	68- 80

n1-Preseason NIT semifinals (Madison Square Garden, New York, N.Y.); n2-NCAA Final Four national championship game (Alamodome, San Antonio, Texas); n3-Georgia Dome, Atlanta, Ga.

## Coppin State (1-0)

**Home: 1-0, Away: 0-0, Neutral: 0-0**

12-27-2017.....	h10	W	76- 62
-----------------	-----	---	--------

## Cornell (4-0)

**Home: 3-0, Away: 1-0, Neutral: 0-0**

1-2-2002.....	h10	W	86- 68
1-8-2003.....	h10	W	81- 55
11-23-2003.....	a	W	90- 69
11-13-2015.....	h15	W	116- 81

## Crescent Athletic Club (0-1)

**Home: 0-0, Away: 0-1, Neutral: 0-0**

1-1-1930 (exh).....	a	L	24- 28
---------------------	---	---	--------

## Croatian National Team (1-0)

**Home: 1-0, Away: 0-0, Neutral: 0-0**

11-16-1994 (exh).....	h10	W	100- 61
-----------------------	-----	---	---------

## CSKA Bulgaria (1-0)

**Home: 1-0, Away: 0-0, Neutral: 0-0**

11-4-1997 (exh).....	h10	W	96- 76
----------------------	-----	---	--------



# SERIES HISTORY VS. ALL OPPONENTS

## Detroit (1-1)

Home: 0-0, Away: 0-1, Neutral: 1-0

1-2-1947.....a	L	39- 48
12-28-1957.....n1	W	70- 66

n1-Motor City Classic (Detroit, Mich.)

## Dixie Portland (1-0)

Home: 1-0, Away: 0-0, Neutral: 0-0

12-30-1926.....h7	W	19- 18
-------------------	---	--------

## Dixie Stars (1-0)

Home: 0-0, Away: 1-0, Neutral: 0-0

12-28-1928.....a	W	53- 26
------------------	---	--------

## Duke (23-74)

Home: 15-29, Away: 5-36, Neutral: 3-9

All Home Games:	15-29
At McCamish Pavilion:	0-4
At AMC:	13-21
At The Omni:	1-0
At Philips Arena:	0-1
In Atlanta:	16-30
All Road Games:	5-36
At Cameron Indoor Stadium:	5-36
As ACC members:	19-62
In the ACC Tournament:	3-7
All Neutral Games:	3-9
As SIC members:	0-1
Under Whack Hyder:	2-3
Under Dwane Morrison:	0-7
Under Bobby Cremins:	16-29
Under Paul Hewitt:	3-19
Under Brian Gregory:	0-6
Under Josh Pastner:	0-4
Vs. Mike Krzyzewski:	19-60
Longest Winning Streak:	2 games (5 times)
Longest Losing Streak:	15 games (1997-2004)
Most Points Scored:	91 on 2-28-1988, 1-11-1990
Fewest Points Scored:	17 on 2-15-1922
Most Points Allowed:	110 on 1-4-2017
Fewest Points Allowed:	16 on 2-15-1922
Largest Margin of Victory:	11, three times
Largest Margin of Defeat:	53 on 1-4-2017

• Georgia Tech and Duke have met only once each of the past six seasons, including a 73-64 Blue Devil win last Jan. 8 in Atlanta in the teams' most recent game.

• Duke has won 37 of the last 40 games in the series, including the last 13 in a row.

• The Blue Devils won 11 of the last 13 meetings at Alexander Memorial Coliseum and posted a 21-13 lead over Tech in games played on the Jackets' former home court, as well as a 29-15 mark in games played in Atlanta. Duke has won all four of its visits to McCamish Pavilion.

• Duke leads the overall series 74-23, and is 62-19 against Tech since the Jackets joined the ACC.

• Tech's best stretch of the series occurred between 1982 and 1989, with 10 wins in 17 meetings. Tech has never won more than two in a row.

• Tech is 19-60 against Duke teams coached by Mike Krzyzewski, 12-23 in games played in Atlanta.

• Tech has won just five of 41 games played at Cameron Indoor Stadium, the first four coming in (1959, 1984, 1987 and 1996). Tech's last win occurred on Mar. 3, 2004 in a 76-68 victory, which snapped a 41-game homecourt winning streak for the Blue Devils and helped propel the Jackets to the Final Four.

• Tech is 3-7 against the Blue Devils in ACC Tournament encounters. Tech defeated Duke on the way to each of its three tournament titles, including semifinal victories in 1985 and 1990 and a first-round triumph in 1993. The Blue Devils have defeated Tech three times in championship games (1986, 2005, 2010).

## All-Time Series Results

2-15-1922.....h5	W	17- 16
3-1-1930.....n1	L	37- 44
2-13-1940.....h9	W	41- 35
1-18-1946.....h9	L	39- 54
2-12-1946.....a	L	51- 73
2-15-1947.....h9	L	54- 64
2-16-1948.....h9	L	55- 60
2-12-1949.....a	L	42- 53
12-10-1955.....a	L	66- 87
11-30-1956.....h10	L	61- 71
12-1-1959.....a	W	59- 49
12-19-1960.....15/12...8/13	h	48- 61
1-27-1973.....h10	W	88- 86
2-16-1974.....a	L	60- 70

2-22-1975.....a	L	86- 107
1-9-1976.....h10	L	71- 91
1-7-1980.....1/1	a	42- 55
1-21-1980.....5/5	h10	49- 56
2-4-1981.....h10	L	68- 82
2-21-1981.....a	L	56- 83
2-3-1982.....a	L	46- 47
2-20-1982.....h10	W	87- 78
2-9-1983.....h10	W	67- 66
2-26-1983.....a	L	81-106
1-30-1984.....h10	L	68- 69
2-25-1984.....14/19	a	58- 56
3-9-1984.....16/nr	n2	63- 67
2-6-1985.....10/7...5/5	h10	81- 71
2-23-1985.....8/9...6/5	a	62- 67
3-9-1985.....9/11...7/9	n3	75- 64
1-21-1986.....4/3...2/2	h10	87- 80
2-9-1986.....2/2...4/2	a	59- 75
3-9-1986.....6/6...1/1	n2	67- 68
1-29-1987.....13/11	h10	75- 66
2-21-1987.....17/18	a	79- 72
2-3-1988.....4/5	a	65- 78
2-28-1988.....20/16...5/5	h10	91- 87
2-2-1989.....12/10	h10	81- 76
2-20-1989.....11/12	a	66- 91
1-11-1990.....9/9...10/11	h10	91- 96
1-28-1990.....13/11...8/7	a	86- 88
3-10-1990.....14/13...12/12	n4	83- 72
1-9-1991.....24/21...14/11	a	57- 98
1-30-1991.....23/22...7/7	h10	75- 77
1-11-1992.....14/15...1/1	a	84- 97
2-12-1992.....nr/24...1/1	h10	62- 71
3-14-1992.....1/1	n4	76- 89
1-10-1993.....10/11...1/1	h10	80- 79
2-10-1993.....nr/24...3/3	a	73- 63
3-12-1993.....8/8	n4	69- 66
1-8-1994.....12/13...3/3	a	71- 88
2-8-1994.....2/2	h10	63- 66
12-30-1994.....17/16...7/7	n5	69- 76
1-7-1995.....24/20...11/9	h10	75- 68
2-9-1995.....18/15	a	70- 77
1-7-1996.....19/20	a	86- 81
2-7-1996 (ot).....h10	W	73- 71
1-5-1997.....13/11	h	56- 66
2-2-1997.....12/11	a	61- 70
2-1-1998.....1/1	a	69- 90
2-25-1998.....1/1	h	53- 76
1-6-1999.....2/2	a	58- 99
2-6-1999.....2/2	h	79- 87
1-12-2000.....6/7	a	52- 87
2-12-2000.....3/3	h	65- 84
1-20-2001.....2/2	h	77- 98
2-21-2001.....4/4	a	54- 98
1-10-2002.....2/1	a	79-104
2-9-2002.....1/1	h	63- 95
1-25-2003.....3/3	a	71- 91
2-26-2003.....6/5	h	58- 77
1-31-2004.....14/16...1/1	h	82- 74
3-3-2004.....19/22...3/3	a	76- 68
3-13-2004.....14/18...5/4	n2	71- 85
2-5-2005.....25/23...4/6	a	65- 82
2-23-2005.....7/10	h	56- 60
3-13-2005.....6/6	n6	64- 69
2-22-2006.....1/1	h	66- 73
1-10-2007.....11/11	h	74- 63
2-18-2007.....a	L	62- 71
2-27-2008.....7/6	a	58- 71
3-14-2008.....7/7	n7	70- 82
1-14-2009.....3/2	h	56- 70
1-9-2010.....20/17...5/5	h	71- 67
2-4-2010.....21/19...10/9	a	67- 86
3-14-2010.....4/4	n2	61- 65
2-20-2011.....5/5	a	57- 79
1-7-2012.....5/3	h13	74- 81
1-17-2013.....3/3	a	57- 73
1-7-2014.....16/13	a	57- 79
2-18-2014.....5/6	h15	51- 68
2-4-2015.....4/5	a	66- 72
2-2-2016.....h15	L	71- 80
1-4-2017.....8/8	a	57-110
2-11-2018.....9/8	h15	69- 80
1-26-2019.....2/2	a	53- 66
1-8-2020.....2/2	h15	64- 73

Known as Trinity College until 1924

h5-Atlanta Athletic Club; h9-Helsman Gym; n1-SIC Tournament (City Auditorium, Atlanta, Ga.); n2-ACC Tournament (Greensboro [N.C.] Coliseum); n3-ACC Tournament (The Omni, Atlanta, Ga.); n4-ACC Tournament (Charlotte [N.C.] Coliseum); n5-Rainbow Classic (Special Events Center, Honolulu, Hawaii); n6-ACC Tournament (MCI Center, Washington, D.C.); n7-ACC Tournament (Bobcats Arena, Charlotte, N.C.)

## Duquesne (2-0)

Home: 1-0, Away: 0-0, Neutral: 1-0

3-17-1970.....n1	W	78- 68
12-29-2015.....h14	W	73- 67

n1-NIT first round (Madison Square Garden, New York, N.Y.)

## EA Sports All-Stars (1-0)

Home: 1-0, Away: 0-0, Neutral: 0-0

11-12-2001 (exh).....h10	W	112- 85
--------------------------	---	---------

## East Carolina (4-1)

Home: 3-1, Away: 1-0, Neutral: 0-0

1-27-1979 (ot).....h10	L	64- 66
2-17-1979.....a	W	82- 68
1-4-1989.....h10	W	92- 69
12-3-1994.....h10	W	100- 74
11-16-2018.....h15	W	79- 54

## East Tennessee State (4-2)

Home: 3-1, Away: 0-1, Neutral: 1-0

1-13-1976.....h	W	79- 54
12-18-1976.....h	W	62- 54
12-16-1978.....a	L	76- 86
3-15-1990.....n1	W	99- 83
12-7-2013.....h15	W	87- 57
11-22-2015.....h15	L	68- 69

n1-NCAA Southeast Regional first round (Thompson-Boling Arena, Knoxville, Tenn.)

## Eastern Illinois (1-0)

Home: 0-0, Away: 0-0, Neutral: 1-0

11-22-2001.....n1	W	70- 65
-------------------	---	--------

n1-Las Vegas Invitational (Valley High School, Las Vegas, Nev.)

## Elon (4-0)

Home: 4-0, Away: 0-0, Neutral: 0-0

1-22-2003.....h10	W	66- 47
11-21-2005.....h10	W	81- 69
11-10-2006.....23/21	h10	83- 49
11-11-2015.....h15	W	64- 41

## Evansville (0-1)

Home: 0-0, Away: 0-1, Neutral: 0-0

12-23-1926.....a	L	36- 38
------------------	---	--------

## Flagler (3-0)

Home: 3-0, Away: 0-0, Neutral: 0-0

1-1-1980.....h10	W	87- 59
12-13-1982.....h10	W	79- 71
12-12-1983.....h10	W	95- 52

## Florida (27-20)

Home: 17-5, Away: 7-12, Neutral: 3-3

2-3-1923.....h4	W	52- 20
1-7-1929.....h7	W	36- 19
1-8-1929.....h7	W	33- 26
2-24-1929.....n1	W	50- 24
1-14-1931.....a	L	31- 39
1-20-1931.....h7	W	32- 23
2-27-1931.....n1	L	48- 53
1-9-1932.....a	W	41- 32
2-17-1932.....h4	W	38- 23
1-4-1936.....a	L	25- 36
2-17-1936.....h8	W	39- 22
1-13-1937.....a	W	35- 25
2-15-1937.....h8	W	43- 37
2-17-1938.....h8	W	54- 40
2-4-1939 (ot).....a	L	29- 33
1-15-1940.....h9	L	40- 45
2-1-1946.....h9	W	64- 53
2-23-1946.....a	W	58- 50
2-13-1948.....h9	W	65- 42
2-28-1948.....a	W	63- 55
2-10-1949.....h9	W	57- 49
2-26-1949.....a	W	66- 56
2-10-1950.....h9	W	69- 38
2-25-1950.....a	L	41- 59
1-13-1951.....h9	L	54- 56
2-16-1952.....a	L	73- 80
12-29-1952.....n2	L	60- 68
2-14-1953.....h9	L	65- 76
12-30-1953.....n2	L	59- 63
3-1-1954.....a	L	59- 67
2-28-1955.....h9	W	88- 68
2-27-1956.....a	L	48- 66

2-25-1957.....h10	W	64- 57
2-24-1958 (ot).....a	W	62- 61
2-23-1959.....h10	W	76- 72
2-22-1960 (ot).....a	W	69- 55
2-27-1961.....h10	W	52- 50
2-26-1962 (ot).....a	L	75- 82
12-28-1962.....n2	W	63- 61
2-25-1963.....h10	W	89- 69
2-24-1964.....a	L	73- 92
12-28-1970.....n2	W	69- 58
12-16-1972.....a	L	69- 78
2-5-1973 (ot).....h10	L	85- 87
1-2-1974.....h10	L	68- 70
1-2-1975.....a	L	69- 90
11-24-1987.....a1	L	69- 80

n1-SIC Tournament (City Auditorium, Atlanta, Ga.); n2-Gator Bowl Tournament (Jacksonville, Fla.); a1-Preseason NIT second round

## Florida A&M (8-0)

Home: 8-0, Away: 0-0, Neutral: 0-0

12-1-1992.....h10	W	112- 83
11-26-1994.....h10	W	112- 56
2-5-2000.....h10	W	89- 57
11-16-2001.....h10	W	97- 62
11-14-2009.....22/20	h10	100- 59
11-11-2011.....h14	W	92- 59
12-17-2017.....h15	W	79- 54
12-9-2018.....h15	W	73- 40

## Florida State (28-43)

Home: 16-17, Away: 11-23, Neutral: 1-3

All Home Games:	16-17
At McCamish Pavilion:	0-3
At AMC:	16-14
At Georgia Dome:	0-1
In Atlanta:	16-18
All Road Games:	11-23
At Tucker Center:	8-16
As ACC members:	18-29
In the ACC Tournament:	0-2
All Neutral Games:	1-3
As Metro Conference members:	1-3
Under Whack Hyder:	8-10
Under Dwane Morrison:	2-4
Under Bobby Cremins:	8-11
Under Paul Hewitt:	9-10
Under Brian Gregory:	1-4
Under Josh Pastner:	0-4
Vs. Leonard Hamilton:	8-17 (7-17 at FSU)
Longest Winning Streak:	5 games (1995-97)
Longest Losing Streak:	10 games (2007-15)
Most Points Scored:	111 on 2-11-1999
Fewest Points Scored:	47 on 2-16-19
Most Points Allowed:	108 on 2-19-72, 2-11-1999
Fewest Points Allowed:	55 on 1-19-1963
Largest Margin of Victory:	31 on 1-30-2002
Largest Margin of Defeat:	58 on 2-19-1972

• Florida State has won 14 of the last 16 meetings in the series and each of the last four, including a 70-58 win last Dec. 31 in Tallahassee, the teams' only meeting of the 2019-20 season.

# SERIES HISTORY VS. ALL OPPONENTS

1-20-1965.....a	L	65- 72
2-15-1965.....h10	W	77- 76
1-31-1966.....a	L	66- 71
2-14-1966.....h10	W	95- 88
1-28-1967.....a	W	75- 68
2-25-1967.....h10	W	102- 84
1-20-1968.....h10	L	57- 73
2-24-1968.....a	L	67- 72
2-18-1969.....a	W	84- 76
2-22-1969.....h10	L	80- 98
1-24-1970.....18/NR.....h10	L	83- 89
2-21-1970.....8/11.....a	L	80- 97
1-23-1971.....a	W	85- 67
2-8-1971.....h10	L	76- 81
1-22-1972.....h	L	69- 71
2-19-1972.....14/11.....a	L	50-108
3-3-1977.....n1	W	72- 67
2-21-1978.....12/10.....a	L	72- 78
2-25-1978.....12/10.....h10	L	82- 85
3-3-1978.....nr/18.....19/20.....n2	L	69- 71
1-23-1979.....a	L	73- 79
2-10-1979.....h10	W	75- 72
1-23-1992.....18/17.....h10	L	79- 83
2-15-1992.....23/21.....a	L	67- 80
1-31-1993.....18/17.....19/20.....a	L	77- 96
3-4-1993.....11/11.....h10	L	82- 83
1-29-1994.....21/19.....h10	L	73- 74
3-2-1994.....a	L	68- 71
1-29-1995.....21/21.....a	W	81- 68
3-2-1995.....h10	W	69- 67
1-27-1996.....h10	W	79- 58
2-28-1996.....18/20.....a	W	83- 68
1-15-1997.....h10	W	71- 58
2-9-1997.....a	L	62- 64
1-18-1998.....17/16.....h	L	67- 70
2-18-1998.....a	W	72- 59
1-11-1999.....h10	L	56- 75
2-11-1999 (2ot).....a	W	111-108
1-19-2000.....h10	W	65- 62
2-21-2000.....a	L	54- 64
3-9-2000.....n3	L	62- 63
1-27-2001.....h10	W	77- 68
2-28-2001.....a	W	59- 69
1-30-2002.....h10	W	77- 46
3-2-2002.....a	W	86- 78
1-14-2003.....h10	W	81- 74
2-15-2003.....a	L	64- 71
2-3-2004.....15/16.....a	L	65- 81
3-6-2004.....19/22.....h10	W	63- 60
2-2-2005.....25/23.....h10	W	64- 61
2-20-2005.....a	W	76- 75
2-9-2006.....a	L	79- 80
1-13-2007.....h10	W	88- 80
2-13-2007.....a	W	63- 57
12-30-2007.....h10	L	64- 66
2-5-2009.....a	L	58- 62
3-13-2009.....22/22.....n4	L	62- 64
12-20-2009 (ot) 22/15.....h10	L	59- 66
1-24-2010.....19/18.....a	L	66- 68
2-10-2011.....h10	L	63- 72
2-1-2012.....21/24.....a	L	54- 68
2-5-2013.....h15	L	54- 56
3-2-2014.....a	L	71- 81
2-14-2015.....h15	L	53- 57
2-17-2016.....a	W	86- 80
1-25-2017.....6/6.....h15	!	78- 56
1-24-2018.....a	L	77- 88
2-2-2019.....25/nr.....a	L	49- 59
2-16-2019.....17/19.....h15	L	47- 69
12-31-2019.....18/18.....a	L	58- 70

n1-Metro Tournament (Mid-South Coliseum, Memphis, Tenn.);

n2-Metro Tournament (Riverfront Coliseum, Cincinnati, Ohio);

n3-ACC Tournament (Charlotte [N.C.] Coliseum); n4-ACC

Tournament (Georgia Dome, Atlanta, Ga.)

<b>Fordham (3-1)</b>		
<b>Home: 2-0, Away: 0-1, Neutral: 1-0</b>		
2-15-1990.....13/11.....n1	W	83- 78
12-8-1990.....20/20.....h10	W	92- 72
12-29-2011.....a	L	66- 72
12-29-2012.....h15	W	73- 48

n1-Square Garden (New York, N.Y.)

<b>Fort Benning (5-0)</b>		
<b>Home: 3-0, Away: 2-0, Neutral: 0-0</b>		
2-10-1922.....a	W	24- 23
1-3-1932.....a	W	42- 21
1-27-1937.....h10	W	70- 26
1-24-1942.....h10	W	53- 44
2-2-1943.....h10	W	65- 40

<b>Fort McPherson (1-0)</b>		
<b>Home: 0-0, Away: 1-0, Neutral: 0-0</b>		
1-13-1925 (2ot).....a	W	28- 26

<b>Francis Marion (2-0)</b>		
<b>Home: 2-0, Away: 0-0, Neutral: 0-0</b>		
2-10-1982.....h10	W	79- 54
1-26-1983.....h10	W	88- 76

<b>Franklin &amp; Marshall (1-0)</b>		
<b>Home: 0-0, Away: 1-0, Neutral: 0-0</b>		
1-4-1930.....a	W	51- 36

<b>Furman (23-6)</b>		
<b>Home: 14-2, Away: 9-4, Neutral: 0-0</b>		
1-21-1921.....h4	W	44- 24
1-12-1924.....a	L	37- 42
12-15-1927.....h9	L	53- 54
1-13-1948.....a	W	65- 64
12-18-1948.....h9	W	64- 49
12-10-1949.....h9	W	87- 56
12-9-1950.....h10	W	87- 50
1-31-1953.....a	L	93-111
2-11-1954.....h9	L	67-114
1-13-1955.....a	L	95-111
1-18-1956.....a	W	85- 75
12-6-1956.....h10	W	93- 74
1-2-1958.....h10	W	74- 64
12-13-1958.....a	W	82- 77
12-3-1959.....h10	W	91- 63
12-3-1960.....h10	W	80- 54
12-29-1961.....a1	W	72- 65
12-3-1962 (ot).....a	W	80- 79
12-4-1963.....h10	W	92- 69
1-9-1965.....a	W	96- 85
2-8-1966.....h10	W	110- 68
1-10-1967 (ot).....a	L	68- 69
1-17-1968.....h10	W	68- 61
1-28-1969.....a	W	72- 63
1-15-1970.....h10	W	88- 61
2-27-1971.....a	W	81- 66
12-22-1971.....h10	W	108- 91
12-29-1975.....a1	W	98- 81
12-19-1994.....h	W	94- 73

a1-Poinsettia Tournament (Greenville, S.C.)

<b>Gardner-Webb (1-1)</b>		
<b>Home: 1-1, Away: 0-0, Neutral: 0-0</b>		
12-1-2002.....h10	W	75- 53
12-17-2018.....h15	L	69- 79

<b>George Mason (1-0)</b>		
<b>Home: 0-0, Away: 0-0, Neutral: 1-0</b>		
11-20-2009.....n1	W	70- 62

n1-O'Reilly Auto Parts Puerto Rico Tip-Off, San Juan, P.R.

<b>George Washington (3-0)</b>		
<b>Home: 1-0, Away: 1-0, Neutral: 1-0</b>		
1-2-1988.....h10	W	86- 57
1-2-1988.....h10	W	94- 64
3-18-2005.....25/25.....n1	W	80- 68

n1-NCAA Tournament first round (Gaylord Entertainment Center, Nashville, Tenn.)

<b>Georgetown (2-4)</b>		
<b>Home: 2-0, Away: 0-1, Neutral: 0-3</b>		
2-15-1921.....a	L	14- 37
1-1-1955.....n1	L	62- 68
12-21-1963.....h10	W	96- 71
3-23-1985.....6/6.....1/1.....n2	L	54- 60
11-22-1995.....25/20.....4/4.....n3	L	72- 94
3-16-1998 (ot).....h10	W	80- 79

n1-Queen City Tournament (Buffalo, N.Y.); n2-NCAA East

Regional final (Providence [R.I.] Civic Center); n3-Preseason

NIT semifinals (Madison Square Garden, New York, N.Y.); \*NIT

second round

## Georgia (105-91)

**Home: 62-27, Away: 30-54, Neutral: 13-10**

All Home Games: 62-27

At AMC: 31-9

At McCamish Pavilion: 2-2

All Other Home Courts: 29-16

In Athens: 30-53

At Stegeman Coliseum: 5-28

All Neutral Games: 13-10

At The Omni: 8-6

In Atlanta: 69-34

As SEC members: 55-29

As SIC members: 11-11

Under Whack Hyder: 38-21

Under Dwane Morrison: 6-10

Under Bobby Cremins: 10-10

Under Paul Hewitt: 4-7

Under Brian Gregory: 4-1

Under Josh Pastner: 0-4

Vs. Mark Fox: 4-5

Vs. Tom Crean: 1-2 (0-2 at Georgia)

Longest Winning Streak: 10 games (1958-61)

Longest Losing Streak: 7 games (1909-21, 1980-84)

Most Points Scored: 112 on 12-19-1990

Fewest Points Scored: 8 on 2-14-1914

Most Points Allowed: 105 on 12-19-1990

Fewest Points Allowed: 11 on 3-17-1906

Largest Margin of Victory: 38 on 12-5-2004

Largest Margin of Defeat: 69 on 1-22-1909

• Georgia Tech leads the overall series 105-91 and has played the Bulldogs more than any other opponent in its basketball history.

• The series has been played alternately on the respective schools' campuses since the 1995-96 season. Georgia holds an 15-10 lead over that period.

• In the 25 on-campus meetings since 1995, Georgia has won three times in Atlanta, and Tech has won twice in Athens.

• Georgia has won the last five games in the series, three of those in Athens and two in Atlanta. The Bulldogs captured a 82-78 victory last November at Stegeman Coliseum.

• Prior to that, Georgia Tech had won four consecutive games over Georgia for the first time since winning 10 in a row over the Bulldogs, the longest for either team in the series, from December of 1958 to February of 1961.

• Tech snapped a 13-game losing streak in games played at Stegeman Coliseum with a 68-56 win over Georgia on Dec. 7, 2011. It was Tech's first win in Athens since Nov. 26, 1976, a stretch that spanned three Tech coaches - Dwane Morrison (0-for-his-last-4), Bobby Cremins (0-4) and Paul Hewitt (0-5).

• With Tech's 80-71 win in the Nov. 15, 2013 contest in Athens, the Yellow Jackets won back-to-back in Athens for the first time since winning three in a row from 1959-61.

• Before the December, 1995 meeting in Athens that marked the return to on-campus play, the teams played 14 straight years at the Omni in downtown Atlanta, which was located on the site of the current Philips Arena. Tech won 8-6 against the Bulldogs in the facility, including eight of the last 10 before the neutral series ended. The teams have played on neutral sites other than the SEC or Southern Intercollegiate Championships only one other time, that coming at the 1960 Gator Bowl Tournament in Jacksonville, Fla.

• Tech is 0-4 against Georgia under head coach Josh Pastner, and 1-2 against the Bulldogs' current head coach Tom Crean (the Jackets defeated a Crean-coached Indiana team in the 2017 NIT).

• Tech and Georgia were both charter members of the Southeastern Conference, and the Yellow Jackets went 55-29 against the Bulldogs in the SEC before leaving the conference after the 1963-64 season.

• Tech is 35-34 against Georgia since leaving the SEC.

<b>All-Time Series Results</b>		
3-10-1906.....a	W	27- 13
3-17-1906 (ot).....h1	W	13- 11
1-22-1909.....a	L	9- 78
1-29-1909.....h2	L	13- 69
2-15-1913.....a	L	12- 71
2-28-1913.....h3	L	20- 35
2-14-1914.....a	L	8- 58
2-26-1914.....h3	L	24- 29
2-27-1921.....n1	L	21- 26
2-28-1923.....n1	W	27- 22
1-31-1925.....h7	W	30- 25
2-21-1925.....a	L	24- 34
1-8-1926.....h7	W	35- 30
1-30-1926.....a	L	29- 33
2-20-1926.....h4	L	19- 34
1-15-1927 (ot).....a	W	36- 35
1-29-1927.....h4	W	33- 27
2-19-1927.....a	W	36- 25
1-14-1928.....h7	L	30- 33
1-28-1928.....a	W	36- 35

2-18-1928.....	h4	W	28- 26
1-26-1929.....	h4	W	38- 37
2-25-1929.....	a	L	25- 27
1-18-1930.....	h7	L	23- 26
1-25-1930.....	h4	L	23- 25
2-22-1930.....	h4	L	31- 35
1-17-1931.....	a	L	30- 39
1-31-1931.....	h7	W	37- 19
2-14-1931.....	a	L	15- 44
1-30-1932.....	h4	W	30- 20
2-6-1932.....	a	L	15- 25
2-20-1932.....	h4	W	25- 22
1-14-1933.....	a	L	25- 30
1-28-1933.....	h4	W	26- 16
2-18-1933.....	a	W	32- 30
1-13-1934.....	a	W	33- 25
1-27-1934.....	h4	L	33- 37
2-17-1934.....	h4	L	27- 28
3-2-1934.....	n2	L	19- 33
1-19-1935.....	a	L	23- 33
2-2-1935.....	h4	W	32- 27
2-23-1935 (ot).....	a	W	49- 39
2-1-1936.....	h8	W	29- 21
2-22-1936.....	a	W	24- 22
1-30-1937.....	a	W	34- 20
2-20-1937.....	h8	W	42- 22
1-29-1938.....	h8	W	51- 28
2-19-1938.....	a	W	29- 27
1-28-1939.....	a	L	26- 32
2-18-1939.....	h9	L	29- 41
1-27-1940.....	h9	L	31- 46
2-17-1940.....	a	L	31- 40
2-7-1941.....	a	L	26- 31
2-20-1941.....	h9	W	52- 44
2-19-1942.....	h9	W	49- 29
2-21-1942.....	a	L	37- 38
2-18-1943.....	a	W	58- 31
2-20-1943.....	h9	W	39- 20
2-12-1944.....	a	W	42- 39
2-19-1944.....	h9	W	71- 44
2-9-1945.....	h9	W	70- 38
2-24-1945.....	a	W	69- 42
3-1-1945.....	n3	W	68- 49
2-6-1946.....	a	L	40- 50
2-15-1946.....	h9	L	43- 46
2-28-1946.....	n3	L	30- 36
2-4-1947.....	a	W	51- 44
2-19-1947.....	h9	W	70- 46
2-4-1948.....	a	W	68- 58
2-12-1948.....	a	W	73- 64
2-18-1948.....	a	L	58- 65
3-5-1948.....	n3	W	60- 57
1-26-1949 (ot).....	h9	L	60- 74
2-2-1949.....	a	W	56- 49
2-16-1949.....	h9	W	60- 58
1-25-5190.....	a	L	55- 67
2-1-1950.....	h9	W	56- 51
2-15-1950 (ot).....	a	L	72- 73
1-9-1951.....	h9	W	56- 50
1-20-1951.....	a	L	66- 77
2-7-1951.....	h9	L	53- 54
2-6-1952.....	a	L	64- 72
2-23-1952.....	h9	W	79- 73
12-30-1952.....	n4	W	71- 54
1-6-1953.....	a	L	57- 70
2-4-1953.....	h9	W	78- 73
12-28-1953.....	n4	L	64- 66
2-17-1954.....	a	L	61- 69
2-27-1954.....	h9	W	80- 63
1-24-1955.....	a	L	66- 70
2-17-1955.....	h9	W	75- 54
2-26-1955 (2ot).....	h9	L	66- 67
12-17-1955.....	h9	W	75- 62
2-16-1956 (ot).....	a	W	72- 68
2-25-1956.....	a	W	81- 72
12-18-1956.....	h10	W	80- 58
2-14-1957.....	a	W	67- 65
2-23-1957.....	h10	W	74- 60
12-19-1957 (ot).....	h10	L	68- 69
1-20-1958.....	h10	W	72- 59
2-22-1958.....	a	L	59- 62
12-11-1958.....	h10	W	73- 66
1-7-1959.....	a	W	66- 62
2-21-1959.....	h10	W	82- 62
12-31-1959.....10/17.....	h10	W	83- 65
1-13-1960.....6/6.....	h10	W	80- 64
2-20-1960.....6/8.....	a	W	69- 68
12-1-1960.....	h10	W	74- 56
12-29-1960.....	n4	W	54- 51
1-11-1961 (ot).....	a	W	89- 80
2-25-1961.....	h10	W	83- 71
12-9-1961.....	h10	L	67- 70
1-11-1962.....	h10	W	68- 62
2-24-1962.....	a	L	61- 61

# SERIES HISTORY VS. ALL OPPONENTS

1-9-1963.....7/7.....a W	72- 70
2-23-1963 (ot) ...n/10.....h10 W	66- 58
12-2-1963.....h10 W	73- 65
1-21-1964.....h10 W	71- 55
2-22-1964.....a L	68- 81
12-19-1964.....a L	66- 79
2-9-1965.....h10 W	73- 62
2-20-1965.....a L	66- 91
12-9-1965.....h10 L	65- 76
1-19-1966.....h10 W	89- 56
2-26-1966.....a L	61- 67
12-7-1966.....a L	87- 89
1-21-1967.....h10 W	79- 53
2-15-1967.....a W	87- 79
12-17-1967.....h10 W	86- 78
2-15-1968.....a L	76- 89
12-5-1968.....a L	74- 84
2-13-1969.....h10 W	73- 66
12-3-1969.....h10 W	92- 80
2-4-1970.....a L	69- 74
12-4-1971.....a W	97- 88
2-3-1971.....h10 W	90- 77
2-2-1972.....h10 W	82- 78
3-7-1972.....a L	78- 93
1-31-1973.....a L	78- 87
3-6-1973.....h10 W	77- 67
1-16-1974.....h10 L	66- 75
3-7-1974 (ot).....a W	97- 95
11-29-1975.....a L	67- 86
3-5-1975.....h10 L	73- 77
11-28-1975.....h10 W	59- 57
1-6-1976.....a L	63- 69
11-26-1976.....a W	64- 43
1-27-1977.....h10 L	51- 60
11-25-1977.....h10 W	75- 58
1-11-1978.....a L	64- 68
12-1-1978.....h10 W	75- 51
2-13-1979.....a L	55- 56
12-15-1979.....a L	59- 66
2-18-1980.....h10 W	40- 38
12-6-1980.....h10 L	38- 55
12-30-1980.....a L	51- 65
12-4-1981.....a L	61- 62
12-28-1981.....n5 L	42- 53
12-4-1982.....n5 L	67- 82
12-2-1983.....13/na.....n5 L	62- 64
12-11-1984.....12/14.....n5 L	59- 60
12-7-1985.....5/4.....n5 W	89- 65
12-3-1986.....15/nr.....n5 W	72- 66
12-5-1987.....n5 W	78- 77
12-17-1988.....11/11.....n5 L	69- 80
12-16-1989.....15/16.....n5 W	92- 89
12-19-1990 (3ot).....17/13.....n5 W	112-105
12-18-1991.....13/13.....n5 L	65- 66
12-16-1992.....17/16.....n5 W	75- 67
12-15-1993.....14/14.....n5 W	72- 69
12-14-1994.....14/13.....n5 W	86- 78
12-13-1995.....19/20.....a L	70- 94
12-3-1996.....h10 W	62- 61
12-23-1997.....nr/23.....a L	71- 77
12-13-1998 (ot).....h10 W	84- 79
12-8-1999.....a L	68- 70
12-6-2000.....h10 L	70- 75
12-9-2001.....a L	82- 95
11-27-2002.....17/18.....h10 W	83- 77
1-3-2004 (2ot).....4/4.....a L	80- 83
12-5-2004.....4/4.....h10 W	87- 49
12-7-2005.....a L	75- 91
12-22-2006.....h10 W	78- 69
1-9-2008.....a L	72- 79
1-6-2009.....h10 W	67- 62
1-5-2010.....20/17.....a L	66- 73
12-7-2010.....h10 L	72- 73
12-7-2011.....a W	68- 56
12-4-2012.....h15 W	62- 54
11-15-2013.....a W	80- 71
11-14-2014.....h15 W	80- 73
12-19-2015.....a L	61- 75
12-20-2016.....h15 L	43- 60
12-19-2017.....a L	59- 80
12-22-2018.....h15 L	59- 70
11-20-2019.....a L	78- 82

h1-Peachtree Auditorium; h2-Cable Piano Company; h3-Crystal Palace; h4-City Auditorium; h7-Temporary Gym; h8-Naval Armory; h9-Heisman Gym; n1-SIC Tournament (City Auditorium, Atlanta, Ga.); n2-SEC Tournament (City Auditorium, Atlanta, Ga.); n3-SEC Tournament (Louisville, Ky.); n4-Gator Bowl Tournament (Jacksonville, Fla.); n5-The Omni, Atlanta, Ga.

## Georgia Medical College (2-0)

Home: 1-0, Away: 1-0, Neutral: 0-0

1-15-1944.....h9 W	68- 28
2-6-1944.....a W	68- 45

## Georgia Pre-Flight (2-2)

Home: 2-0, Away: 0-2, Neutral: 0-0

1-21-1944.....h9 W	34- 18
1-28-1944.....a L	34- 43
1-10-1945.....h9 W	41- 36
1-17-1945.....a L	36- 52

## Georgia Southern (3-2)

Home: 2-1, Away: 1-0, Neutral: 0-1

12-29-1953.....n1 L	80-101
12-1-1958.....h10 L	64- 72
2-13-1960.....6/8.....h10 W	66- 53
2-13-1982.....a W	55- 40
1-28-1998.....h10 W	77- 45

Formerly Georgia Teachers College

n1-Gator Bowl Tournament (Jacksonville, Fla.)

## Georgia State (17-2)

Home: 16-1, Away: 1-1, Neutral: 0-0

2-17-1970.....h10 W	101- 62
3-10-1973.....a L	73- 77
2-2-1974.....h10 W	73- 61
12-13-1974.....h10 W	80- 74
1-21-1976.....h10 L	62- 69
1-10-1977.....h10 W	74- 54
12-3-1977.....h10 W	82- 55
2-27-1982.....h10 W	74- 73
1-19-1983.....h10 W	64- 60
2-3-1987.....h10 W	98- 74
1-12-1988.....h10 W	111- 82
1-10-1989.....19/16.....h10 W	121- 86
11-24-1989.....21/19.....h10 W	108- 83
12-14-1991.....13/13.....h10 W	90- 72
12-12-1992.....13/15.....h10 W	102- 79
12-4-1993.....16/17.....h10 W	95- 65
11-16-2006.....23/21.....h10 W	103- 74
12-5-2007.....a W	72- 67
12-17-2008.....h10 W	84- 64
10-28-2017 (exh).....h15 L	58- 65

## Gonzaga (0-1)

Home: 0-0, Away: 0-0, Neutral: 0-1

12-18-2004.....3/3.....22/n.....n1 L	73- 85
--------------------------------------	--------

n1-Las Vegas Showdown (Thomas & Mack Center, Las Vegas, Nev.)

## Grambling State (1-1)

Home: 0-1, Away: 0-0, Neutral: 1-0

11-24-1999.....n1 W	100- 88
12-1-2017.....h15 L	63- 64

n1-Great Alaska Shootout (Sullivan Arena, Anchorage, Alaska)

## Grayson Athletic Club (1-0)

Home: 1-0, Away: 0-0, Neutral: 0-0

1-27-1932.....h4 W	52- 27
--------------------	--------

## Green Bay (1-0)

Home: 1-0, Away: 0-0, Neutral: 0-0

11-19-2015.....h15 W	107- 77
----------------------	---------

## Hamline (0-1)

Home: 0-0, Away: 0-0, Neutral: 0-1

12-31-1947.....n1 L	35- 52
---------------------	--------

n1-All-College Tournament (Oklahoma City, Okla.)

## Harvard (1-0)

Home: 1-0, Away: 0-0, Neutral: 0-0

12-28-2000.....h10 W	90- 59
----------------------	--------

## University of Havana (1-1)

Home: 0-0, Away: 1-1, Neutral: 0-0

12-30-1925 (exh).....a W	18- 5
1-2-1926 (exh).....a L	10- 16

## Havana Yacht Club (1-1)

Home: 0-0, Away: 1-1, Neutral: 0-0

12-29-1925 (exh).....a L	28- 29
12-31-1925 (exh/ot).....a W	31- 25

## Hawai'i (3-2)

Home: 2-0, Away: 1-2, Neutral: 0-0

1-25-1969.....h10 W	85- 59
2-19-1971.....a L	61- 63
2-20-1971.....a L	62- 91
1-6-1973 (ot).....h10 W	85- 82
12-25-2019.....*a W	70- 53

\*Diamond Head Classic

## Hofstra (2-1)

Home: 1-0, Away: 0-0, Neutral: 1-1

12-26-1996.....n1 W	58- 47
12-26-1998.....n1 L	42- 61
11-20-2003.....*h10 W	75- 56

n1-ECAC Holiday Festival (Madison Square Garden, New York, N.Y.); \*Preseason NIT second round

## Houston (3-1)

Home: 1-0, Away: 0-0, Neutral: 2-1

12-28-1988.....17/17.....n1 W	87- 78
3-19-1992.....n2 W	65- 60
3-16-2016.....*h15 W	81- 62
12-23-2019.....n3 L	59- 70

n1-Rainbow Classic (Blaisdell Center, Honolulu, Hawai'i); n2-NCAA Midwest Regional first round (Bradley Center, Milwaukee, Wis.); n3-Diamond Head Classic (Stan Sheriff Center, Honolulu, Hawai'i); \*Post-season NIT

## Howard (3-0)

Home: 2-0, Away: 1-0, Neutral: 0-0

12-4-1948.....a W	62- 42
1-3-1957.....h10 W	95- 54
1-2-1991.....24/nr.....h10 W	84- 77

## Idaho State (3-1)

Home: 0-0, Away: 0-0, Neutral: 3-1

12-28-1954 (ot).....n1 W	72- 69
12-28-1956.....20/nr.....n2 W	75- 72
12-10-1976.....n3 L	72- 88
12-18-2000.....n4 W	78- 56

n1-Queen City Tournament (Buffalo, N.Y.); n2-All-College Tournament (Oklahoma City, Okla.); n3-Marshall Invitational (Huntington, W.Va.); n4-Stanford Invitational (Stanford, Calif.)

## Illinois (2-7)

Home: 1-1, Away: 0-2, Neutral: 1-4

12-30-1966.....n1 L	71- 83
12-28-1967.....n2 L	54- 65
3-21-1985.....6/6.....12/10.....n3 W	61- 53
3-1-1986.....4/3.....h11 L	57- 59
12-29-1988.....17/17.....4/4.....n4 L	75- 80
1-22-1989 (2ot).....nr/20.....a L	92-102
11-23-2001.....3/2.....n5 L	66-105
11-28-2012.....a L	62- 75
12-3-2013.....h15 W	67- 64

n1-Bruin Classic (Pauley Pavilion, Los Angeles, Calif.); n2-Chicago Classic (Chicago, Ill.); n3-NCAA East Regional semifinal (Providence [R.I.] Civic Center); n4-Rainbow Classic (Blaisdell Center, Honolulu, Hawai'i); n5-Las Vegas Invitational (Valley High School, Las Vegas, Nev.)

## Illinois-Chicago (1-2)

Home: 0-2, Away: 1-0, Neutral: 0-0

11-22-2004.....3/3.....a W	60- 59
11-25-2005.....h10 L	51- 73
12-14-2008.....h10 L	60- 66

## Indiana (0-2)

Home: 0-0, Away: 0-1, Neutral: 0-1

12-29-1969.....n1 L	65- 87
11-27-2007.....a1 L	79- 83
3-14-2017.....*h15 !	75- 63

a1-ACC/Big Ten Challenge; n1-Bruin Classic (Pauley Pavilion, Los Angeles, Calif.); \*Post-season NIT

## Indiana U. of Pennsylvania (1-0)

Home: 1-0, Away: 0-0, Neutral: 0-0

11-8-2009 (exh/ot).....h10 W	84- 76
------------------------------	--------

## IUPUI (0-1)

Home: 0-1, Away: 0-0, Neutral: 0-0

12-29-2001.....h10 L	92- 98
----------------------	--------

## 176th Infantry (0-2)

Home: 0-1, Away: 0-1, Neutral: 0-0

2-11-1944.....h9 L	52- 65
2-18-1944.....a L	42- 64

## Iona (2-1)

Home: 0-0, Away: 0-0, Neutral: 2-1

1-4-1983.....n1 L	58- 81
2-8-1989.....20/20.....n2 W	78- 69
12-27-1998.....n3 W	72- 65

n1-Brendan Byrne Arena, East Rutherford, N.J.; n2-Madison Square Garden, New York, N.Y.; n3-ECAC Holiday Festival (Madison Square Garden, New York, N.Y.)

## Iowa (1-1)

Home: 0-0, Away: 1-1, Neutral: 0-0

11-28-2000.....a1 L	67- 85
3-24-2003.....a2 W	79- 78

a1-ACC-Big Ten Challenge (Iowa City, Iowa); a2-NIT second round (Iowa City, Iowa)

## Iowa State (1-0)

Home: 0-0, Away: 0-0, Neutral: 1-0

3-18-1988.....n1 W	90- 78
--------------------	--------

n1-NCAA East First Round (Hartford [Conn.] Civic Center)

## Islay Dairy (1-0)

Home: 0-0, Away: 1-0, Neutral: 0-0

12-24-1926.....a W	29- 24
--------------------	--------

## Jackson State (2-0)

Home: 2-0, Away: 0-0, Neutral: 0-0

12-1-1987.....h10 W	79- 71
11-13-2006.....23/21.....h10 W	100- 70

## Jacksonville (5-5)

Home: 3-2, Away: 1-2, Neutral: 1-1

2-6-1967.....a W	81- 71
1-8-1968.....a L	53- 63
2-12-1968.....h10 W	97- 77
1-6-1969.....h10 L	62- 71
2-8-1969.....a L	67- 73
2-26-1970.....6/6.....h10 L	81- 86
12-27-1980.....n1 L	41- 64
12-21-1985.....7/7.....n1 W	72- 53
12-22-2005.....h10 W	92- 67
11-28-2008.....h10 W	79- 76

n1-Gator Bowl Tournament (Jacksonville, Fla.)

## Jacksonville YMCA (1-0)

Home: 0-0, Away: 1-0, Neutral: 0-0

12-31-1923.....a W	32- 31
--------------------	--------

## James Madison (2-0)

Home: 2-0, Away: 0-0, Neutral: 0-0

11-20-1991.....23/24.....*h10 W	93- 69
12-15-2004.....3/3.....h10 W	72- 47

\*Preseason NIT first round



# SERIES HISTORY VS. ALL OPPONENTS

## Kentucky (15-57)

Home: 10-19, Away: 4-31, Neutral: 1-7

2-23-1924.....a1	L	27- 33
2-6-1925.....h7	L	16- 18
1-16-1926.....a2	L	24- 25
1-22-1927.....h7	W	48- 16
2-11-1928.....a2	W	35- 31
1-16-1929.....h7	W	33- 19
2-8-1930.....a2	L	19- 39
2-7-1931.....a2	L	34- 38
2-17-1931.....h7	L	16- 35
2-11-1933.....a2	L	22- 45
2-10-1934.....a2	L	25- 49
2-9-1935.....a2	L	30- 57
3-2-1937.....n1	L	30- 40
2-19-1940.....h9	W	44- 39
1-20-1941.....h9	L	37- 47
2-17-1941.....a2	L	41- 60
1-20-1942.....h9	L	53- 63
2-16-1942.....a2	L	51- 57
1-19-1943.....h9	L	36- 38
2-15-1943.....a2	L	31- 58
1-22-1945.....h9	L	58- 64
2-3-1945.....a2	L	32- 51
1-21-1946.....a2	L	43- 68
1-28-1946.....h9	L	26- 54
1-20-1947.....h9	L	47- 70
2-22-1947.....a2	L	46- 83
3-1-1947.....n2	L	53- 75
1-19-1948.....h9	L	56- 71
2-21-1948.....a2	L	54- 78
3-6-1948.....n2	L	43- 54
1-17-1949.....h9	L	45- 56
2-19-1949.....a2	L	32- 78
1-16-1950.....2/na.....h9	L	47- 61
2-18-1950.....5/na.....a2	L	62- 97
1-22-1951.....2/2.....h9	L	61- 82
2-9-1951.....1/1.....a3	L	42- 75
3-2-1951.....1/1.....n2	L	56- 82
1-21-1952.....3/3.....h9	L	51- 96
2-9-1952.....1/1.....a3	L	42- 93
2-28-1952.....1/1.....n2	L	59- 80
1-9-1954.....1/1.....a3	L	53- 105
2-2-1954.....1/1.....n3	L	48- 99
1-8-1955.....1/1.....a3	W	59- 58
1-31-1955.....1/1.....h9	W	65- 59
1-7-1956.....6/6.....a3	L	51- 104
1-30-1956.....3/4.....h9	L	62- 84
1-5-1957.....3/3.....a3	L	72- 95
1-28-1957.....5/3.....h10	L	65- 76
1-4-1958.....10/15.....a3	L	60- 76
1-27-1958.....9/12.....h10	W	71- 52
1-3-1959.....1/1.....a3	L	62- 72
1-26-1959.....1/1.....h10	L	70- 94
1-2-1960.....10/17.....13/14.....a3	W	62- 54
1-25-1960.....6/6.....16/15.....h10	W	65- 44
1-7-1961.....1/1.....a3	L	79- 89
1-30-1961.....h10	W	62- 60
1-6-1962.....3/5.....a3	L	70- 89
1-29-1962.....2/3.....h10	L	62- 71
1-5-1963 (2ot).....nr/13.....6/7.....a3	W	86- 85
1-28-1963.....6/6.....h10	W	66- 62
1-4-1964.....1/1.....h10	W	76- 67
1-25-1964.....5/4.....a3	L	62- 79
12-19-1975.....20/nr.....a3	L	64- 66
12-21-1991.....13/13.....8/9.....n4	W	81- 80
12-5-1992.....13/15.....5/5.....a	L	87- 96
12-9-1995.....16/15.....5/5.....a	L	60- 83
12-21-1996.....3/3.....h12	L	59- 88
12-13-1997.....24/23.....4/5.....a	L	71- 85
12-19-1998.....3/4.....h12	L	39- 80
1-5-2000.....24/24.....n3	L	71- 80
12-9-2000.....h13	W	86- 84
12-14-2019.....8/9.....a	L	53- 67

a-Rupp Arena; a1-Buell Armory; a2-Alumni Gym; a3-Memorial Coliseum; a4-Freedom Hall, Louisville, Ky.; n1-SEC Tournament (Knoxville, Tenn.); n2-SEC Tournament (Louisville, Ky.); n3-Freedom Hall, Louisville, Ky.; n4-Kuppenheimer Classic (The Omni, Atlanta, Ga.); h12-Delta Classic (Georgia Dome, Atlanta, Ga.); h13-Delta Classic (Philips Arena, Atlanta, Ga.)

## Knights of Columbus (0-1)

Home: 0-0, Away: 0-1, Neutral: 0-0

12-30-1930.....a	L	24- 29
------------------	---	--------

## Lafayette (3-0)

Home: 3-0, Away: 0-0, Neutral: 0-0

12-10-1994.....17/15.....h10	W	112- 84
1-2-2000.....h10	W	75- 64
12-28-2004.....9/9.....h10	W	92- 58

## LaGrange YMCA (1-0)

Home: 0-0, Away: 1-0, Neutral: 0-0

12-23-1928.....a	W	33- 31
------------------	---	--------

## Lamar (1-0)

Home: 1-0, Away: 0-0, Neutral: 0-0

11-9-2018.....h15	W	88- 69
-------------------	---	--------

## LaSalle (1-1)

Home: 0-0, Away: 0-1, Neutral: 1-0

12-22-1948.....a	L	59- 67
3-20-1971.....n1	W	70- 67
n1-NIT first round (Madison Square Garden, New York, N.Y.)		

## LeMoyne (2-0)

Home: 2-0, Away: 0-0, Neutral: 0-0

11-14-2004 (exh).....h10	W	103- 66
11-7-2008 (exh).....h10	W	85- 54

## Lithuanian National Team (1-0)

Home: 1-0, Away: 0-0, Neutral: 0-0

11-22-1993 (exh).....h10	W	88- 68
--------------------------	---	--------

## Long Island (0-1)

Home: 0-0, Away: 0-0, Neutral: 0-1

2-20-1948.....n1	L	60- 74
n1-Madison Square Garden, New York, N.Y.		

## Loraine Lions Club (1-0)

Home: 0-0, Away: 1-0, Neutral: 0-0

12-25-1926.....a	W	26- 25
------------------	---	--------

## Louisiana-Lafayette (1-0)

Home: 1-0, Away: 0-0, Neutral: 0-0

11-18-2003.....h10	W	79- 45
*Preseason NIT first round		

## Louisiana State (14-21)

Home: 7-5, Away: 6-11, Neutral: 1-5

2-10-1927.....a	L	27- 29
2-26-1932.....n1	L	33- 36
2-14-1938.....a	L	35- 47
2-9-1939.....h9	W	37- 35
2-2-1940.....a	W	34- 33
2-10-1941.....a	L	41- 43
2-6-1942.....a	L	41- 54
2-5-1943.....h9	W	45- 44
1-10-1948.....a	W	52- 40
1-26-1948.....h	L	46- 54
1-8-1949.....a	L	59- 65
2-7-1949.....h9	L	63- 72
3-3-1949.....n2	L	53- 55
1-6-1950.....a	L	52- 63
2-6-1950.....h9	W	85- 58
1-5-1951.....a	L	49- 68
2-4-1952.....h9	L	51- 73
2-21-1953.....a	L	52- 76
2-13-1954.....17/12.....h9	L	54- 89
2-12-1955 (ot).....a	W	79- 72
2-13-1956.....h9	W	97- 74
2-11-1957.....a	W	87- 60
2-10-1958.....19/nr.....a	W	88- 61
2-9-1959.....a	W	64- 63
2-8-1960.....6/6.....h10	W	76- 56
2-11-1961.....a	L	50- 63
2-10-1962.....h10	L	51- 52
2-9-1963.....6/6.....a	L	54- 56
2-7-1964.....h10	W	51- 49
3-20-1986.....6/6.....n3	L	64- 70
12-14-1986.....15/nr.....a	L	49- 52
3-13-1987.....n4	L	79- 85
12-16-1987.....h11	W	87- 70
3-17-1990.....9/7.....19/nr.....n5	W	94- 91
11-20-2011.....n6	L	50- 59
n1-SEC Tournament (City Auditorium, Atlanta, Ga.); n2-SEC Tournament (Louisville, Ky.); n3-NCAA Southeast Regional semifinal (The Omni, Atlanta, Ga.); n4-NCAA Midwest Regional first round (Rosemont Horizon, Chicago, Ill.); n5-NCAA Southeast Regional second round (Thompson-Boling Arena, Knoxville, Tenn.); n6-Charleston Classic (TD Arena, Charleston, S.C.)		

## Louisville (14-22)

Home: 8-7, Away: 4-12, Neutral: 2-3

All Home Games: 8-7		
At McCamish Pavilion: 1-4		
At AMC: 4-2		
In Atlanta: 8-6		
All Road Games: 4-12		
At KFC Yum! Center: 0-3		
At Freedom Hall: 3-8		
At Louisville Convention Center: 1-1		
As ACC members: 1-7		
In the ACC Tournament: 0-0		
As Metro Conference members: 2-2		
All Neutral Games: 2-3		
Under Roy McArthur: 0-1		
Under Whack Hyder: 3-6		
Under Dwane Morrison: 2-2		
Under Bobby Cremins: 8-5		
Under Paul Hewitt: 0-1		
Under Brian Gregory: 0-3		
Under Josh Pastner: 1-4		
Vs. Chris Mack: 1-2		
Vs. David Padgett: 0-1		
Vs. Rick Pitino: 0-5 at Louisville (1-8 overall)		
Vs. Denny Crum: 10-7		
Longest Winning Streak: 4 games (1990-92)		
Longest Losing Streak: 9 games (2014-20)		
Most Points Scored: 94 on 2-10-1990 and 12-20-1997		
Fewest Points Scored: 48 on 12-27-1965		
Most Points Allowed: 91 on 2-25-1977		
Fewest Points Allowed: 50 on 2-17-1962		
Largest Margin of Victory: 13 on 2-24-1991		
Largest Margin of Defeat: 28 on 1-19-2019		
• Of the four most recent newcomers of the expanded ACC, Tech has the longest history with Louisville, meeting 28 times prior to the Cardinals joining the conference.		
• Louisville won the first seven games between the two teams as ACC brethren before Tech broke through with a 64-58 home win over the Cardinals in the second meeting of the 2019-20 season. It snapped a nine-game losing skid in the series that dated back to 1999. The teams split their two meetings in 2019-20, Louisville escaping with a 68-64 win in the teams' first meeting at the KFC Yum! Center.		
• Tech went 3-6 against the Cardinals with Whack Hyder as its head coach, all of those games between 1958 and 1965.		
• After a 12-year hiatus, Tech was 2-2 vs. Louisville when both teams were members of the Metro Conference in the late 1970s. Dwane Morrison was the Yellow Jackets' head coach for all those games, and Denny Crum was on the Cardinals' bench.		
• After another long break, the teams met 13 times between 1988 and 1999, with Bobby Cremins and Crum on the opposing benches in all those games. The Yellow Jackets went 8-5 against the Cardinals during this time. Three of the meetings took place at Alexander Memorial Coliseum, and six at Freedom Hall.		
• The other four were played at the Georgia Dome. Tech won three of those, including the first-ever college basketball game played in the facility, and before the largest crowd ever to witness a college game in the state of Georgia at the time (28,885). That game will be forever remembered in Tech lore after James Forrest launched a half-court heave on an inbound play that dropped through the net at the buzzer for an 87-85 Yellow Jacket victory.		
• The teams have met seven times when both were ranked among the nation's top 25 teams, and Tech has won four of those meetings.		
• Tech coach Josh Pastner went 2-2 against Louisville during his seven-year stint as the head coach at Memphis and is now 3-6 against the Cardinals. The Jackets are 1-2 against Chris Mack-coached Cardinal teams.		

## All-Time Series Results

12-18-1950.....a	L	57- 79
12-6-1958.....a	L	57- 71
12-5-1959.....h10	W	68- 56
12-12-1960.....a1	L	65- 74
2-17-1962.....h10	W	59- 50
2-16-1963.....10/9.....h10	L	73- 78
1-18-1964.....a2	L	59- 68
12-29-1964.....n1	L	71- 77
1-16-1965.....a2	W	66- 63
12-27-1965.....n2	L	48- 54
2-25-1977.....10/10.....a	L	80- 91
3-4-1977.....10/9.....n3	W	56- 55
1-14-1978.....9/8.....a	L	84- 90
2-14-1978.....h10	W	69- 59
1-6-1988.....a	W	62- 61
1-15-1989.....19/16.....9/9.....h10	L	65- 67
2-10-1990.....16/15.....15/14.....a	W	94- 84
2-24-1991.....h10	W	82- 69
1-25-1992.....18/17.....20/21.....a	W	73- 65

12-19-1992.....17/16.....21/22.....h12	W	87- 85
1-15-1994.....17/18.....15/15.....a	L	68- 88
12-17-1994.....14/13.....h12	L	72- 77
12-16-1995.....19/20.....20/19.....h12	W	88- 77
1-11-1997.....14/16.....a	L	56- 60
11-29-1997.....19/19.....n5	W	73- 69
12-20-1997.....h12	W	94- 86
2-14-1999.....a	L	58- 78
3-20-2005.....25/25.....4/4.....n6	L	54- 76
2-23-2015.....17/15.....h15	L	51- 52
1-23-2016.....17/16.....h15	L	71- 75
3-1-2016.....11/x.....a	L	53- 56
1-7-2017.....9/9.....h15	L	50- 65
2-8-2018.....a	L	54- 77
1-19-2019.....h15	L	51- 79
1-22-2020.....6/5.....a	L	64- 68
2-12-2020.....5/5.....h15	W	64- 58
*h12-Holiday Classic (Georgia Dome, Atlanta, Ga.); a1-Bluegrass Invitational (Freedom Hall, Louisville, Ky.); a2-Louisville Convention Center; n1-Sugar Bowl Tournament (New Orleans, La.); n2-Hurricane Classic (Miami, Fla.); n3-Metro Tournament (Mid-South Coliseum, Memphis, Tenn.); n5-Puerto Rico Shootout (Eugenio Guerra Sports Complex, Bayamon, P.R.); n6-NCAA Tournament second round (Gaylord Entertainment Center, Nashville, Tenn.)		

## Loyola-Chicago (0-1)

Home: 0-0, Away: 0-1, Neutral: 0-0

12-30-1967.....a	L	71- 96
------------------	---	--------

## Loyola Marymount (1-0)

Home: 0-0, Away: 0-0, Neutral: 1-0

12-22-1990.....n1	W	135- 94
n1-Kuppenheimer Classic (The Omni, Atlanta, Ga.)		

## Macon YMCA (3-1)

Home: 1-0, Away: 2-1, Neutral: 0-0

1-17-1920.....h4	W	28- 23
2-14-1920.....a	L	4- 64
1-21-1922.....a	W	29- 14
12-29-1923.....a	W	31- 28

## Maine (1-0)

Home: 1-0, Away: 0-0, Neutral: 0-0

1-4-1971.....h10	W	99- 52
------------------	---	--------

## Manhattan (1-1)

Home: 1-0, Away: 0-1, Neutral: 0-0

# SERIES HISTORY VS. ALL OPPONENTS

## Maryland (36-40)

Home: 20-11, Away: 11-25, Neutral: 5-4

12-29-1972.....2/4.....a	L	55- 90
12-27-1974.....5/7.....a	L	67-103
12-10-1975.....2/3.....a	L	65- 93
12-29-1977.....14/14.....a	L	63- 65
12-19-1979.....a	L	60- 70
1-3-1980.....h10	L	74- 83
2-28-1980.....7/7.....n1	L	49- 51
12-23-1980.....9/9.....h10	L	55- 66
1-31-1981.....14/13.....a	L	64- 72
12-23-1981.....a	W	45- 43
1-30-1982.....h10	W	64- 63
2-5-1983.....a	L	68- 77
2-23-1983.....h10	W	70- 60
3-11-1983.....n2	W	64- 58
2-4-1984 (2ot).....18/nr.....10/9.....h10	W	71- 70
2-23-1984.....a	L	74- 79
12-28-1984.....10/13.....nr/20.....n3	W	70- 69
2-2-1985.....8/9.....17/17.....a	W	72- 60
2-19-1985.....8/9.....nr/29.....h10	W	48- 43
1-11-1986.....5/5.....h10	W	68- 67
2-22-1986.....5/5.....a	W	77- 70
3-8-1986.....6/6.....n1	W	64- 62
2-1-1987.....h10	W	76- 72
2-10-1987.....a	W	78- 74
2-8-1988.....a	W	96- 83
2-17-1988.....h10	W	104- 82
3-11-1988.....18/18.....n1	L	67- 84
2-4-1989.....h10	W	87- 74
2-14-1989.....a	W	67- 66
2-3-1990.....17/15.....a	W	90- 84
2-13-1990.....13/11.....h10	W	80- 78
2-1-1991.....23/22.....h10	W	80- 65
2-13-1991.....a	L	93- 96
1-5-1992.....15/11.....h10	W	92- 67
2-9-1992.....20/18.....a	W	67- 65
1-5-1993.....10/11.....a	W	85- 75
2-6-1993.....22/22.....h10	W	93- 79
1-4-1994.....12/13.....h10	L	88- 91
2-5-1994.....21/21.....a	W	83- 71
1-4-1995.....24/20.....7/11.....a	L	67- 80
2-4-1995.....21/20.....5/8.....h10	W	100- 91
1-3-1996.....h10	W	98- 84
2-3-1996.....25/nr.....a	L	74- 88
3-9-1996.....18/18.....n1	W	84- 79
12-12-1996.....a	L	63- 77
2-19-1997.....14/13.....h10	L	68- 76
1-21-1998.....h10	L	67- 70
2-21-1998.....a	L	69- 81
3-6-1998.....21/24.....n1	L	65- 83
1-19-1999.....4/4.....a	L	62- 77
2-21-1999.....5/5.....h10	L	60- 91
1-15-2000.....18/16.....h10	W	69- 68
2-16-2000.....22/22.....a	L	70- 92
1-6-2001.....17/17.....a	L	80- 93
2-6-2001.....13/13.....h10	W	72- 62
1-13-2002.....4/4.....h10	L	87- 92
2-13-2002.....3/3.....a	L	65- 85
12-29-2002.....23/22.....a	L	77- 84
2-9-2003.....8/8.....h10	W	90- 84
1-17-2004.....12/14.....h10	W	81- 71
2-19-2004.....18/16.....a	W	75- 64
1-30-2005.....22/21.....a	L	71- 79
1-25-2006.....18/19.....h10	L	74- 86
2-18-2006 (ot).....a	L	84- 87
3-9-2006.....n1	L	62- 84
1-24-2007.....a	L	65- 80
2-2-2008.....h10	L	86- 88
1-10-2009.....a	L	61- 68
2-8-2009.....h10	L	56- 57
2-20-2010.....a	L	74- 76
3-12-2010.....19/19.....n1	W	69- 64
1-30-2011.....h10	L	63- 74
1-15-2012.....a	L	50- 61
2-25-2012.....h12	W	63- 61
2-27-2013.....h14	W	78- 68
1-4-2014.....a	L	61- 77

n1-ACC Tournament (Greensboro [N.C.] Coliseum); n2-ACC Tournament (The Omni, Atlanta, Ga.); n3-Rainbow Classic (Blaisdell Arena, Honolulu, Hawaii); n10-The Omni, Atlanta, Ga.

## Maryland-Eastern Shore (2-0)

Home: 2-0, Away: 0-0, Neutral: 0-0

2-20-1984.....h10	W	70- 61
1-3-1985.....8/7.....h10	W	93- 40

## Massachusetts (0-1)

Home: 0-0, Away: 0-0, Neutral: 0-1

12-22-1995.....21/18.....2/2.....n1	L	67- 75
-------------------------------------	---	--------

n1-Jimmy V Classic (Brendan Byrne Arena, East Rutherford, N.J.)

## Mayport Naval Base (2-0)

Home: 1-0, Away: 1-0, Neutral: 0-0

1-26-1944.....h9	W	58- 44
2-21-1944.....a	W	57- 53

## Memphis (4-3)

Home: 2-1, Away: 1-1, Neutral: 1-1

1-17-1977.....18/nr.....h10	W	89- 82
1-24-1978.....h10	L	62- 65
2-18-1978.....a	L	59- 61
1-16-1979 (2ot).....a	W	89- 84
2-22-1979.....h10	W	79- 63
3-27-1992 (ot).....n1	L	79- 83
11-21-2006.....19/19.....12/11.....n2	W	92- 85

Formerly Memphis State  
n1-NCAA Midwest Regional semifinal (Kemper Arena, Kansas City, Mo.); n2-EA Sports Maui Invitational (Lahaina Civic Center, Lahaina, Maui, Hawaii)

## Mercer (28-17)

Home: 17-8, Away: 10-7, Neutral: 1-2

1-8-1909.....h2	W	28- 7
1-15-1909.....a	L	13- 26
2-21-1913.....h3	L	25- 31
2-25-1913.....a	W	23- 19
2-7-1914.....a	W	30- 20
2-13-1914.....h3	W	31- 22
1-16-1920.....h5	W	30- 26
2-13-1920.....a	W	21- 16
1-8-1921.....h4	L	19- 20
1-29-1921.....a	L	18- 41
1-7-1922.....a	L	26- 28
1-20-1922.....h4	W	44- 35
2-26-1922.....n1	L	14- 29
1-6-1923.....a	L	20- 30
1-20-1923.....h4	W	33- 32
3-2-1923.....n1	L	26- 30
1-18-1924.....h4	L	26- 30
1-19-1924.....a	L	20- 36
1-16-1925.....h7	L	18- 23
2-13-1925.....a	L	21- 28
1-23-1932.....a	L	39- 40
2-13-1932.....h4	L	33- 42
1-21-1933.....h4	W	47- 18
2-20-1935.....a	W	42- 28
1-8-1936.....a	W	59- 42
1-15-1936.....h8	W	46- 20
1-9-1937.....h8	W	53- 36
1-17-1938.....a	W	46- 37
1-19-1938.....h8	W	53- 23
1-11-1939.....h9	L	28- 30
1-8-1944.....h9	W	48- 31
2-5-1944.....a	W	67- 34
1-30-1967.....h10	W	91- 57
1-18-1969.....a	W	67- 59
1-28-1974.....h10	L	85-102
1-4-1975.....a	W	70- 68
1-31-1975.....h10	W	91- 80
3-15-1985.....6/6.....n1	W	65- 58
12-28-1991.....13/13.....h10	W	97- 67
12-11-1993.....17/17.....h10	W	86- 69
11-19-1999.....h10	W	91- 79
11-22-2008 (ot).....a	W	82- 76
11-27-2009.....v25.....h10	W	85- 74
12-31-2010.....h10	W	87- 78
12-22-2011.....h13	L	59- 66

n1-NCAA East Regional first round (The Omni, Atlanta, Ga.)

## Mexico City YMCA (1-0)

Home: 1-0, Away: 0-0, Neutral: 0-0

2-9-1933.....h4	W	41- 21
-----------------	---	--------

## Miami (10-14)

Home: 6-6, Away: 4-7, Neutral: 0-1

All Home Games: 6-6
At McCamish Pavilion: 2-3
At AMC: 4-2
At Philips Arena: 0-2
In Atlanta: 6-7
All Road Games: 4-7
At Watsco Center: 3-6
As ACC members: 8-13
In the ACC Tournament: 0-1
All Neutral Games: 0-0
Under Whack Hyder: 1-1
Under Bobby Cremins: 1-0
Under Paul Hewitt: 4-6
Under Brian Gregory: 2-5
Under Josh Pastner: 2-2
Vs. Jim Larranaga: 5-7 (5-7 at Miami)
Longest Winning Streak: 4 games (1967-2005)
Longest Losing Streak: 4 games (2006-08)
Most Points Scored: 90 on 2-27-1967
Fewest Points Scored: 36 on 3-8-2012
Most Points Allowed: 90 on 12-3-2006
Fewest Points Allowed: 54 on 3-8-2012, 1-3-2018
Largest Margin of Victory: 20 on 1-28-2015
Largest Margin of Defeat: 22 on 1-3-1953

• Georgia Tech won the first two meetings against Miami after they became members of the ACC, but has lost three of the last five meetings with the Hurricanes and have dropped 14 of the last 19.

• Miami has an 14-10 lead in the all-time series which dates back to 1953, and is 13-8 against the Yellow Jackets since joining the ACC.

• Tech won the only regular-season meeting between the two teams in 2019-20, a 63-57 win at McCamish Pavilion.

• Tech has won two of its last four games against Miami in Coral Gables, including a 71-69 victory over 6th-ranked Miami on March 6, 2013. It was Tech's first win at the Watsco Center since Feb. 26, 2005. The Jackets also captured a 70-50 win against No. 23 Miami on Jan. 28, 2015.

• Miami had won five straight meetings in Atlanta and was 3-0 at McCamish Pavilion before Tech won the last two. Miami defeated the Jackets twice at Philips Arena in the 2011-12 season, one during the regular season and the other in the opening round of the ACC Tournament.

• Miami was the opponent for Tech in its last game at Alexander Memorial Coliseum, a game the Yellow Jackets won 66-57 to close out the 2010-11 regular season. Tech won four of six games against the Hurricanes in the building.

• Fifteen of the 24 meetings have been decided by 10 points or less.

• Tech is 4-7 against Miami teams coached by Jim Larranaga, and 5-7 against Larranaga, including a 70-62 win over his George Mason team on Nov. 20, 2009 in San Juan, Puerto Rico.

• Tech coach Josh Pastner is 4-2 against Miami (2-2 while at Tech), including a pair of victories during his term as head coach at Memphis.

• The last meeting between the two schools prior to Miami's joining the ACC occurred in December of 1997 as part of the Orange Bowl Classic doubleheader at Miami Arena, the Hurricanes' home court until the team moved into the on-campus Convocation Center. The Yellow Jackets, led that year by senior forward Matt Harpring, won that game, 69-61, over a Hurricanes' team coached by Leonard Hamilton.

• Tech played Miami twice under former head coach Whack Hyder, losing the first-ever meeting in the series by 22 points in 1953, then taking a six-point homecourt victory in 1967. That was the only pre-ACC visit by the Hurricanes to Alexander Memorial Coliseum, and the 90-84 Tech win has been the highest scoring game in the short series.

## All-Time Series Results

1-3-1953.....a	L	60- 82
2-27-1967.....h10	W	90- 84
12-27-1997.....a1	W	69- 61
1-6-2005.....9/10.....h10	W	80- 69
2-26-2005.....a	W	76- 72
2-4-2006.....h10	L	53- 70
12-3-2006.....21/23.....a	L	82- 90
1-12-2008.....25/v.....a	L	68- 78
2-17-2008.....h10	L	63- 64
3-4-2009.....h10	W	78- 68
2-10-2010.....20/20.....a	L	62- 64
2-3-2011.....a	L	57- 59
3-6-2011.....h10	W	66- 57
1-24-2012.....h13	L	49- 64
3-8-2012.....n1	L	36- 54
1-5-2013.....h15	L	49- 62
3-6-2013.....6/7.....a	W	71- 69

1-18-2014.....h15	L	42- 56
1-28-2015.....23/23.....a	W	70- 50
2-7-2016.....17/15.....h15	L	68- 75
2-15-2017.....a	L	61- 70
1-3-2018.....15/16.....h15	W	64- 54
2-23-2019.....a	L	65- 80
2-29-2020.....h15	W	63- 57

a1-Orange Bowl Classic (Miami Arena); n1-ACC Tournament, Philips Arena, Atlanta, Ga.

## Michigan (4-3)

Home: 1-1, Away: 0-0, Neutral: 3-2

12-28-1966.....n1	W	101- 70
3-24-1971.....n2	W	78- 70
11-30-1985.....2/2.....3/3.....n3	L	44- 49
11-26-1993.....13/15.....5/5.....n3	L	70- 80
11-24-1995.....25/20.....17/16.....n4	W	77- 61
12-1-1999.....h13	L	77- 80
11-30-2004.....4/4.....h10	W	99- 68

\*ACC-Big Ten Challenge; n1-Bruin Classic (Pauley Pavilion, Los Angeles, Calif.); n2-NIT quarterfinals (Madison Square Garden, New York, N.Y.); n3-Hall of Fame-Tipoff Classic (Springfield [Mass.] Civic Center); n4-Presason NIT third place game (Madison Square Garden, New York, N.Y.)

## Michigan State (2-2)

Home: 0-0, Away: 1-2, Neutral: 1-0

1-4-1947.....a	L	52- 62
12-22-1949.....a	W	68- 60
3-23-1990 (ot).....9/7.....4/4.....n1	W	81- 80
1-30-2005.....a1	L	86- 88

a1-ACC-Big Ten Challenge; n1-NCAA Southeast Regional semifinal (Louisiana Superdome, New Orleans, La.)

## Minnesota (1-2)

Home: 0-0, Away: 0-2, Neutral: 1-0

12-30-1978.....a1	L	56- 57
3-25-1990.....9/7.....20/nr.....n2	W	93- 91
12-4-2002.....20/17.....a2	L	63- 64

a1-Pillsbury Holiday Classic (Minneapolis, Minn.); n2-NCAA Southeast Regional final (Louisiana Superdome, New Orleans, La.); a2-ACC-Big Ten Challenge (Minneapolis, Minn.)

## Mississippi (11-9)

Home: 6-3, Away: 4-3, Neutral: 1-3

2-27-1926.....n1	L	24- 36
3-7-1938.....n2	W	58- 47
3-3-1939.....n3	L	38- 42
1-20-1940.....h9	W	50- 39
1-14-1941.....h9	W	60- 47
1-27-1951.....a	W	73- 59
1-14-1952.....h9	L	64- 94
2-7-1953.....a	L	63- 78
1-16-1954.....h9	L	71- 80
1-15-1955.....a	L	66- 81
1-16-1956.....h9	W	79- 58
1-14-1957.....a	W	82- 78
1-13-1958.....h10	W	76- 67
1-12-1959.....a	W	89- 70
1-11-1960.....6/8.....h10	W	91- 66
1-14-1961.....a	L	67- 69
1-13-1962.....h10	L	55- 60
1-12-1963 (ot).....a	W	73- 71
1-11-1964.....h10	W	69- 54
11-29-2013.....n4	L	67- 77
3-21-2017.....a	!	74- 66

n1-SIC Tournament (City Auditorium, Atlanta, Ga.); n2-SEC Tournament (Baton Rouge, La.); n3-SEC Tournament (Knoxville, Tenn.); n4-Barclays Center Classic (Barclays Center, Brooklyn, N.Y.); \*Post-season NIT

# SERIES HISTORY VS. ALL OPPONENTS

## Mississippi State (16-13)

**Home: 6-5, Away: 5-6, Neutral: 5-2**

2-24-1922.....n1	W	34- 30
2-19-1923.....a	L	31- 45
3-1-1923.....n1	L	17- 25
2-2-1924.....h4	L	36- 40
2-16-1924.....a	L	28- 53
2-6-1926.....h7	L	20- 31
2-25-1927.....n1	W	40- 24
3-1-1937.....n2	W	43- 30
2-26-1943.....n2	L	41- 48
3-2-1945.....n3	W	60- 43
2-28-1947.....n3	W	65- 52
1-26-1951.....a	W	55- 46
1-30-1952.....h9	W	66- 64
2-9-1953.....a	L	62- 66
1-14-1954.....h9	L	74- 75
1-17-1955.....a	W	90- 71
1-14-1956.....h9	W	87- 59
1-12-1957.....a	W	80- 77
1-11-1958.....h10	W	78- 61
1-10-1959.....a	L	67- 75
1-9-1960.....6/8	h10	W 82- 60
1-16-1961 (ot).....a	L	61- 62
1-15-1962.....h10	L	56- 57
1-14-1963.....a	L	69- 81
1-13-1964.....h10	W	59- 45
12-9-1964.....a	W	83- 65
1-25-1965.....h10	W	75- 73
12-18-1973.....h10	L	77- 85
12-19-1975.....a	W	64- 61

n1-SIAA Tournament (City Auditorium, Atlanta, Ga.); n2-SEC Tournament (Knoxville, Tenn.); n3-SEC Tournament (Louisville, Ky.)

## Mississippi Valley State (1-0)

**Home: 1-0, Away: 0-0, Neutral: 0-0**

11-26-2013.....h15	W	76- 59
--------------------	---	--------

## Missouri (1-0)

**Home: 1-0, Away: 0-0, Neutral: 0-0**

12-21-1961.....h10	W	58- 57
--------------------	---	--------

## Monmouth (1-0)

**Home: 1-0, Away: 0-0, Neutral: 0-0**

1-17-1985.....17/15	h10	W 96- 66
---------------------	-----	----------

## Morehead State (2-0)

**Home: 1-0, Away: 0-0, Neutral: 1-0**

12-27-1989.....n1	W	98- 76
12-18-1999.....h10	W	81- 75

n1-Kupperheimer Classic (The Omni, Atlanta, Ga.)

## Morehouse (2-0)

**Home: 2-0, Away: 0-0, Neutral: 0-0**

11-4-06 (exh).....23/21	h10	W 96- 52
1-28-2020.....h15	W	82- 54

## Morgan State (3-0)

**Home: 3-0, Away: 0-0, Neutral: 0-0**

11-27-1990.....14/14	h10	W 87- 65
11-26-96.....h10	W	74- 58
12-23-2000.....h10	W	94- 58

## Mount St. Mary's (2-1)

**Home: 2-1, Away: 0-0, Neutral: 0-0**

12-20-1993.....14/15	h10	W 79- 62
12-18-1995.....21/18	h11	L 69- 71
12-30-1998.....h10	W	80- 74

## Murray State (1-1)

**Home: 1-0, Away: 0-1, Neutral: 0-0**

1-25-1954.....a	L	66- 77
12-4-1956.....h10	W	67- 64

## Navy (2-2)

**Home: 1-1, Away: 0-0, Neutral: 1-1**

12-30-1960.....n1	L	60- 63
1-2-1962 (ot).....h10	L	62- 64
12-31-1963.....h10	W	88- 73
12-28-1985.....7/6	n2	W 82- 64

n1-Gator Bowl Tournament (Jacksonville, Fla.); n2-Cotton States Classic (The Omni, Atlanta, Ga.)

## Nebraska (2-0)

**Home: 0-0, Away: 0-0, Neutral: 1-0**

12-28-1983.....n1	W	66- 49
12-4-2019.....h15	W	73- 56

n1-Cotton States Classic (The Omni, Atlanta, Ga.)

## Nevada (1-0)

**Home: 0-0, Away: 0-0, Neutral: 1-0**

3-26-2004.....14/15	n1	W 72- 67
---------------------	----	----------

n1-NCAA St. Louis Regional semifinal (Edward Jones Dome, St. Louis, Mo.)

## Nevada-Las Vegas (0-2)

**Home: 0-0, Away: 0-0, Neutral: 0-2**

3-31-1990.....9/7	2/2	n1 L 81- 90
3-16-2007.....19/18	n2	L 63- 67

n1-NCAA Final Four, national semifinal (McNichols Arena, Denver, Colo.); n2-NCAA Midwest Regional, First Round (United Center, Chicago, Ill.)

## Newberry (5-0)

**Home: 4-0, Away: 1-0, Neutral: 0-0**

3-5-1920.....a	W	22- 14
1-12-1974.....h10	W	82- 76
1-24-1976.....h10	W	71- 61
1-6-1979.....h10	W	90- 59
1-12-1981.....h10	W	77- 70

## Newcastle of Australia (1-0)

**Home: 1-0, Away: 0-0, Neutral: 0-0**

2-18-1996 (exh).....h10	W	91- 79
-------------------------	---	--------

## New Orleans (1-0)

**Home: 0-0, Away: 0-0, Neutral: 1-0**

11-27-1998 (ot).....n1	W	65- 62
------------------------	---	--------

n1-Big Island Invitational (Alook-Chinen Civic Auditorium, Hilo, Hawaii)

## Niagara (1-0)

**Home: 1-0, Away: 0-0, Neutral: 0-0**

11-19-2010.....h10	W	78- 51
--------------------	---	--------

## Nike Elite (0-1)

**Home: 0-1, Away: 0-0, Neutral: 0-0**

11-18-2001 (exh).....h10	L	90- 99
--------------------------	---	--------

## North Carolina (25-69)

**Home: 13-22, Away: 6-32, Neutral: 6-15**

All Home Games: 13-22
At McCamish Pavilion: 0-4
At AMC: 11-12
At The Omni: 3-7
At the Georgia Dome: 0-1
In Atlanta: 14-24
All Road Games: 6-32
At the Smith Center: 5-25
At Chapel Hill: 6-30
At Greensboro (regular season): 0-2
At Greensboro (all games): 2-3
At Charlotte: 2-10
All Neutral Games: 6-15
As ACC members: 23-55
In the ACC Tournament: 5-4
All Neutral Games: 6-15
As SIC members: 0-1
Under Whack Hyder: 2-8
Under Dwane Morrison: 0-8
Under Bobby Cremins: 12-31
Under Paul Hewitt: 10-11
Under Brian Gregory: 0-7
Under Josh Pastner: 2-2
Vs. Roy Williams: 9-16 (9-15 at UNC)
Longest Winning Streak: 4 games (2010-11)
Longest Losing Streak: 20 games (1971-84)
Most Points Scored: 104 on 2-14-1970
Fewest Points Scored: 26 on 2-8-1925
Most Points Allowed: 108 on 2-12-1972
Fewest Points Allowed: 34 on 2-8-1925
Largest Margin of Victory: 27 on 2-1-1990
Largest Margin of Defeat: 45 on 2-12-1972

• North Carolina has a 69-25 lead in the all-time series between the two teams, and a 55-23 advantage since Tech joined the ACC.

• The Tar Heels have won nine of the last 11 games in the series, but Tech captured a 96-83 victory at the Dean Smith Center in the teams' only regular-season meeting of the 2019-20 season.

• Tech's only other win in that stretch occurred on New Year's Eve of 2016, opening its ACC schedule with a 75-63 homecourt upset of the Tar Heels, who would go on to win the national championship. It was the Jackets' first win in the series since a 78-58 win in Atlanta on Jan. 16, 2011. (Win vacated by the NCAA Committee on Infractions.)

• Before that, Tech had won four games in a row for its longest winning streak in the series. Tech is 12-13 against North Carolina dating back to the 2001-02 season.

• The teams have played 40 times in the city of Atlanta, including five at McCamish Pavilion. The teams met 23 times at Alexander Memorial Coliseum, where the Tar Heels won 12 of 23. Tech won six of the last seven meetings in the Thrilledome, however, and won six of eight against UNC in the Coliseum under Paul Hewitt.

• Between 1982 and 1996, the Yellow Jackets played eight of their home games with the Tar Heels at the old Omni arena in downtown Atlanta (2-6 record). Counting ACC and SIC Tournament games played in the city, Tech is 15-25 vs. North Carolina in Atlanta.

• Tech is 8-6 in games played away from Chapel Hill since 2000-01, including three ACC Tournament wins. The Jackets are 9-15 against the Tar Heels under Roy Williams, 9-16 against Williams all-time.

• Tech has lost 12 of the last 14 meetings in the Smith Center and is 5-25 all-time in the building. Counting regular-season games in Greensboro, Tech is 6-32 on the road against UNC.

• In ACC Tournament play, the Yellow Jackets have won five of nine meetings, and Tech has won the last three encounters (2004, 2005, 2010). Two of Tech's five tournament wins occurred in championship games, the 1985 final in Atlanta and the 1993 final in Charlotte.

• Tech's greatest success in its series with North Carolina occurred during the middle 1990s when the Jackets won five of seven meetings, including three straight wins over No. 1-ranked Tar Heel teams during the 1993 and 1994 campaigns.

## All-Time Series Results

2-28-1925.....	n1	L	26- 34	
2-14-1947.....	a	L	48- 58	
12-9-1955.....	n2	L	76- 88	
2-11-1967.....	2/2	h	W 82- 80	
1-27-1968.....	3/3	n2	L 54- 82	
1-14-1969.....	2/2	h	L 70-101	
2-14-1970.....	10/8	n2	W 104- 95	
2-12-1971.....	11/11	n2	L 58- 87	
3-27-1971 (NIT)	13/13	n3	L 64- 84	
2-12-1972.....	3/3	n2	L 73-118	
2-23-1972.....	5/3	a1	L 66- 87	
2-9-1973.....	6/6	n2	L 72-107	
2-9-1974.....	4/4	n2	L 70-108	
2-8-1975.....	12/11	n2	L 81-111	
2-6-1976.....	4/3	n2	L 74- 79	
2-4-1977.....	13/12	n2	L 74- 97	
1-14-1980.....	15/15	a2	L 53- 54	
2-11-1980.....	11/11	h	L 50- 60	
1-24-1981.....	17/18	a1	L 60-100	
2-25-1981.....	11/10	h	L 51- 76	
1-23-1982.....	1/1	h11	L 54- 66	
2-24-1982.....	2/2	a1	L 54- 77	
3-4-1982.....	1/1	n4	L 39- 55	
1-29-1983.....	3/3	a2	L 65- 72	
3-2-1983.....	8/10	h11	L 73- 85	
1-28-1984.....	1/1	a1	L 61- 73	
2-29-1984.....	1/1	h11	L 56- 69	
1-27-1985.....	16/17	8/9	a1 W 66- 62	
2-27-1985.....	10/13	8/11	h11 W 67- 62	
3-10-1985.....	9/11	6/7	n5 W 57- 54	
1-25-1986.....	4/3	1/1	a	L 77- 85
2-4-1986 (ot)	2/2	1/1	h11	L 77- 78
1-24-1987.....	2/1	a	L 55- 92	
3-1-1987.....	2/3	h11	L 76- 92	
1-30-1988.....	3/3	a	L 71- 73	
3-2-1988.....	13/15	6/6	h11	L 80- 97
1-28-1989.....	nr/19	7/6	a	L 85- 92
3-1-1989.....	5/5	h10	W 76- 74	
3-10-1989.....	9/8	n5	L 62- 77	
2-1-1990.....	17/15	25/18	h10	W 102- 75
2-28-1990.....	11/11	a	L 79- 81	
1-27-1991.....	nr/25	7/8	a	W 88- 86
2-28-1991.....	nr/21	4/4	h10	L 74- 91
2-2-1992.....	20/18	11/11	h10	L 76- 86
3-4-1992.....	16/16	a	L 75- 79	
1-13-1993.....	8/8	3/4	a	L 67- 80
2-14-1993.....	nr/24	6/6	h10	L 66- 77
3-14-1993.....	1/1	n6	W 77- 75	
1-12-1994.....	17/18	1/1	h10	W 89- 69
2-12-1994.....	1/1	a	W 96- 89	
1-11-1995.....	22/17	4/2	a	L 75- 86
2-12-1995.....	18/15	1/1	h10	L 81- 85
1-10-1996.....	10/9	h11	W 80- 77	

2-10-1996 (ot).....	12/11.....	a	W	92- 83
1-18-1997.....	22/21.....	a	L	50- 73
2-15-1997.....	16/17.....	h10	L	68- 72
1-8-1998.....	1/1.....	a	L	75- 96
2-8-1998 (2ot).....	2/2.....	h10	L	100-107
12-22-1998.....	6/7.....	h10	W	66- 64
1-31-1999.....	10/9.....	a	L	66- 75
3-5-1999.....	15/15.....	n6	L	49- 78
1-29-2000.....	.....	h10	L	53- 70
3-1-2000 (ot).....	.....	a	L	72- 74
1-2-2001.....	13/14.....	h10	L	70- 84
2-3-2001.....	4/4.....	a	L	69- 82
3-10-2001.....	6/5.....	n7	L	63- 70
12-2-2001.....	.....	a	L	77- 83
2-2-2002.....	.....	h10	W	86- 74
1-29-2003.....	.....	h10	W	88- 68
3-1-2003.....	.....	a	L	66- 67
1-11-2004.....	8/8.....12/13.....	a	L	88-103
2-10-2004.....	15/16.....14/17.....	h10	W	88- 77
3-12-2004.....	14/18.....16/19.....	n4	W	83- 82
1-12-2005.....	8/8.....3/4.....	a	L	69- 91
3-12-2005.....	2/2.....	n8	W	78- 75
2-15-2006.....	23/23.....	a	L	75- 82
1-20-2007.....	4/4.....	a	L	61- 77
3-1-2007.....	8/8.....	h10	W	84- 77
1-16-2008.....	1/1.....	h10	L	82- 83
2-28-2009.....	4/5.....	a	L	74-104
1-16-2010.....	20/18.....12/13.....	a	W	73- 71
2-16-2010.....	.....	h10	W	68- 51
3-11-2010.....	.....	n4	W	62- 58
1-16-2011.....	.....	h10	W	78- 58
1-29-2012.....	7/8.....	a	L	81- 93
1-23-2013.....	.....	a	L	63- 79
2-19-2013.....	.....	h15	L	58- 70
1-29-2014.....	.....	h15	L	65- 78
2-21-2015.....	15/16.....	a	L	60- 89
3-3-2015.....	19/19.....	h15	L	49- 81
1-2-2016.....	7/8.....	a	L	78- 86
12-31-2016.....	9/10.....	h15	!	75- 63
1-20-2018.....	15/14.....	a	L	66- 80
1-29-2019.....	9/10.....	h15	L	54- 77
1-4-2020.....	.....	a	W	96- 83

n1-SIC Tournament (City Auditorium, Atlanta, Ga.); n2-North-South Doubleheader (Charlotte [N.C.] Coliseum); n3-NIT Finals (Madison Square Garden, New York, N.Y.); n4-ACC Tournament (Greensboro [N.C.] Coliseum); n5-ACC Tournament (The Omni, Atlanta, Ga.); n6-ACC Tournament (Charlotte [N.C.] Coliseum); n7-ACC Tournament (Georgia Dome, Atlanta, Ga.); n8-ACC Tournament (MCI Center, Washington, D.C.); h10-The Omni; a1-Carmichael Auditorium; a2-Greensboro, N.C., Coliseum

## UNC Asheville (2-0)

**Home: 2-0, Away: 0-0, Neutral: 0-0**

11-25-1988.....14/nr	h10	W 97- 63
11-18-2005.....h10	W	80- 52

## UNC Greensboro (2-1)

**Home: 2-1, Away: 0-0, Neutral: 0-0**

12-31-1996.....h10	W	65- 40
12-28-1999.....h10	W	97- 73
11-9-2007.....h10	L	74- 83

</



# SERIES HISTORY VS. ALL OPPONENTS

## NC State (43-57)

**Home: 24-18, Away: 13-31, Neutral: 6-8**

All Home Games:	24-18
At McCamish Pavilion:	2-3
At AMC:	19-14
At The Omni:	1-0
At Philips Arena:	0-1
In Atlanta:	24-18
All Road Games:	13-31
At Reynolds Coliseum:	7-18
At PNC Arena:	6-11
As ACC members:	35-43
In the ACC Tournament:	3-3
All Neutral Games:	6-8
As SIC members:	1-2
Under Whack Hyder:	5-7
Under Dwane Morrison:	1-7
Under Bobby Cremins:	20-22
Under Paul Hewitt:	8-12
Under Brian Gregory:	2-5
Under Josh Pastner:	5-1
Vs. Kevin Keatts:	4-0
Longest Winning Streak:	7 games (1994-97)
Longest Losing Streak:	9 games (1977-83)
Most Points Scored:	102 on 1-14-1967
Fewest Points Scored:	12 on 2-16-1925
Most Points Allowed:	118 on 2-10-1973
Fewest Points Allowed:	22 on 1-22-1926
Largest Margin of Victory:	27 on 12-19-1959
Largest Margin of Defeat:	44 on 2-8-1974

• NC State has a 57-43 lead in the overall series which dates back to 1925. Georgia Tech has won six of the last seven meetings, including both regular-season meetings during the 2019-20 season (82-81 in overtime in Raleigh, 64-58 in Atlanta).

• Twenty-three of the last 27 meetings in the series have been decided by 10 points or less, with four of those decided in overtime.

• Tech is 24-18 against the Wolfpack in Atlanta, including one home-court meeting that was played at the Omni in 1986 and one at Philips Arena in 2012. NC State won the first three games played at McCamish Pavilion before Tech won the last two.

• Since it joined the ACC, Tech is 35-43 against NC State, including regular-season and tournament.

• Tech has won five of six games (one win was vacated by the NCAA Committee on Infractions) against the Pack under head coach Josh Pastner, and is 4-0 vs. NC State coach Kevin Keatts.

• The Jackets are 13-31 against NC State in Raleigh, including a 6-11 mark at PNC Arena.

• Tech is 3-3 against NC State in ACC Tournament games, the last meeting occurring in 2003 in a 71-65 Wolfpack victory in Greensboro. The Jackets won first-round games in 1996 in Greensboro (88-73) and 1990 in Charlotte (76-67).

## All-Time Series Results

2-16-1925.....a	L	12- 35
1-22-1926.....h4	W	23- 22
2-12-1926.....a	L	14- 30
1-8-1938.....h8	W	35- 30
12-30-1949.....a	L	34- 57
12-19-1959.....na12.....na16.....h10	W	80- 53
12-17-1960.....15/12.....10/nr.....a	L	76- 82
12-19-1962.....h10	W	84- 71
2-13-1965.....nr/18.....a	L	68- 97
12-20-1965.....nr/19.....h10	L	69- 93
2-12-1966.....a	L	93-102
1-14-1967.....h10	W	102- 85
2-22-1967.....a	L	61- 65
2-13-1970.....5/6.....n1	W	89- 77
2-13-1971.....n1	W	73- 66
2-11-1972.....n1	L	70- 87
2-10-1973.....2/2.....n1	L	94-118
2-8-1974.....2/2.....n1	L	54- 98
2-7-1975.....6/6.....n1	L	66-101
2-7-1976.....10/10.....n1	W	78- 67
2-5-1977.....n1	L	71- 81
12-29-1979.....h10	L	62- 73
2-6-1980.....a	L	49- 60
1-10-1981.....a	L	68- 93
1-28-1981.....h10	L	55- 70
1-9-1982.....15/15.....h10	L	49- 55
1-26-1982.....17/17.....a	L	40- 49
1-15-1983.....19/19.....a	L	61- 81
2-2-1983.....h10	L	64- 74
1-15-1984.....h10	W	56- 47
2-12-1984.....18/nr.....a	L	67- 68
12-15-1984.....12/14.....9/8.....a	W	66- 64
1-30-1985.....8/9.....h10	L	53- 61

1-29-1986.....3/3.....a	W	67- 54
2-27-1986.....4/3.....18/18.....h11	W	69- 57
1-10-1987.....18/20.....a	L	62- 63
2-14-1987.....h10	W	87- 76
1-16-1988.....h10	L	74- 76
2-20-1988.....14/14.....a	W	87- 84
1-14-1989.....19/16.....15/17.....a	L	68- 82
2-18-1989.....19/18.....h10	L	69- 71
1-13-1990.....9/9.....17/nr.....h10	W	92- 85
2-17-1990 (2ot) 13/11.....a	W	95- 92
3-9-1990.....14/13.....n2	W	76- 67
1-13-1991.....24/21.....a	L	83- 90
2-3-1991.....23/22.....h10	L	73- 79
3-8-1991.....n2	L	68- 82
1-8-1992.....14/15.....a	W	80- 63
2-29-1992 (ot).....h10	W	98- 88
1-27-1993.....18/17.....h10	W	85- 74
2-28-1993.....a	L	60- 68
1-26-1994.....21/19.....a	L	78- 84
2-26-1994.....23/nr.....h10	W	81- 69
1-25-1995.....21/21.....h10	W	75- 71
2-25-1995.....24/22.....a	W	72- 68
1-24-1996.....a	W	76- 71
2-25-1996 (ot).....23/22.....h10	W	92- 83
3-8-1996.....18/18.....n3	W	88- 73
1-25-1997.....h10	W	54- 53
2-22-1997.....a	L	51- 72
3-6-1997.....n3	L	46- 60
12-4-1997 (ot).....h10	L	69- 71
1-25-1998.....a	L	51- 56
1-2-1999.....a	L	69- 75
2-2-1999.....h10	L	50- 51
1-22-2000.....a	L	58- 66
2-24-2000.....h10	W	66- 63
1-16-2001.....a	L	60- 72
2-17-2001.....h10	W	69- 54
1-19-2002.....a	L	71- 84
2-20-2002.....h10	W	65- 59
1-11-2003.....h10	W	85- 61
2-12-2003.....a	L	57- 63
3-14-2003.....n3	L	65- 71
1-24-2004.....11/13.....a	L	72- 76
2-25-2004.....18/20.....14/19.....h10	L	69- 79
1-16-2005.....8/8.....a	L	68- 76
2-13-2005.....h10	L	51- 53
1-14-2006.....a	L	78- 87
2-12-2006.....h10	W	71- 68
2-6-2007.....h10	W	74- 65
1-23-2008.....a	W	77- 74
1-17-2009 (ot).....a	L	71- 76
2-14-2009.....h10	L	65- 86
2-6-2010.....21/19.....h10	W	73- 71
3-13-2010.....n3	W	57- 54
2-26-2011.....a	L	74- 79
1-11-2012.....a	W	82- 71
2-9-2012.....h13	L	52- 61
1-9-2013.....a	L	70- 83
3-3-2013.....h15	L	57- 70
1-26-2014 (ot).....a	L	78- 80
1-31-2015 (ot).....h15	L	80- 81
1-27-2016.....a	W	90- 83
1-15-2017.....a	!	86- 76
2-21-2017.....h15	L	69- 71
3-1-2018.....h15	W	78- 75
3-6-2019.....a	W	63- 61
11-5-2019 (ot).....a	W	82- 81
1-25-2020.....h15	W	64- 58

n1-North-South Doubleheader (Charlotte [N.C.] Coliseum); n2-ACC Tournament (Charlotte [N.C.] Coliseum); n3-ACC Tournament (Greensboro [N.C.] Coliseum); h10-The Omni, Atlanta, Ga.

## North Texas (2-0)

**Home: 2-0, Away: 0-0, Neutral: 0-0**

12-31-1997.....h10	W	93- 76
11-24-2017.....h10	W	63- 49

## Northern Iowa (1-0)

**Home: 0-0, Away: 0-0, Neutral: 1-0**

3-19-2004.....14/15.....n1	W	65- 60
----------------------------	---	--------

n1-NCAA Tournament first round (Bradley Center, Milwaukee, Wis.)

## Northwestern (2-3)

**Home: 1-1, Away: 1-2, Neutral: 0-0**

11-30-2010.....a	L	71- 91
11-29-2011.....h12	L	60- 76
12-3-2014.....a	W	66- 58
11-28-2017.....h15	W	52- 51
11-28-2018.....a	L	61- 67

\*ACC-Big Ten Challenge

## Notre Dame (11-12)

**Home: 8-2, Away: 2-9, Neutral: 1-1**

All Home Games:	8-2
At McCamish Pavilion:	4-2
At AMC:	3-0
In Atlanta:	8-2
All Road Games:	2-9
At Purcell Pavilion/Joyce Center:	1-8
As ACC members:	5-10
In the ACC Tournament:	0-1
All Neutral Games:	1-0
Under Roy Mundorff:	0-1
Under Whack Hyder:	3-1
Under Dwane Morrison:	1-7
Under Bobby Cremins:	2-0
Under Paul Hewitt:	1-0
Under Brian Gregory:	2-4
Under Josh Pastner:	3-6
Vs. Mike Brey:	6-10
Vs. Digger Phelps:	3-0
Longest Winning Streak:	5 games (1972-2014)
Longest Losing Streak:	4 games (2014-16, 2019-present)
Most Points Scored:	102 on 2-4-1967
Fewest Points Scored:	42 on 2-22-1941
Most Points Allowed:	87 on 2-4-1967
Fewest Points Allowed:	53 on 2-22-1941
Largest Margin of Victory:	20 on 1-17-1972
Largest Margin of Defeat:	19 on 1-30-1969

• Notre Dame has won the last four games in the series to take a 12-11 lead in the all-time series, which dates back to 1941. The current streak includes a win over Tech in the 2019 ACC Tournament and a sweep of the regular-season series in 2019-20.

• Tech and Notre Dame had split their regular-season meetings the previous three seasons, each team winning at home.

• The Yellow Jackets are 5-10 against Notre Dame since the Fighting Irish joined the ACC, the 15 meetings decided by a total of 82 points. Notre Dame's 69-59 win in South Bend on Feb. 10, 2019 is the widest margin.

• At McCamish Pavilion, Tech is 5-2 against the Irish, and the games have been decided by a total of 24 points.

• Notre Dame has won all seven meetings at South Bend since the Fighting Irish became a member of the ACC.

• The Yellow Jackets won five straight meetings between the two teams from 1972 through Tech's 74-69 victory in McCamish Pavilion on Jan. 11, 2014, the team's first meeting as ACC foes.

• All but one game in the series has been played on the two campuses, the exception being a 2007 meeting in the third-place game of the Paradise Jam. The Yellow Jackets erased a 9-point deficit in the final 5:11 and won the game on a three-point basket by Matt Causey with two seconds remaining.

• Tech is 2-8 in games played in South Bend, and 1-7 in Purcell Pavilion, including an 88-80 overtime win on Feb. 24, 1990, with the Jackets headed toward an ACC title and Final Four berth later that season.

• That game and a 90-80 Tech victory in Atlanta a year earlier were the only two face-offs ever between legendary coaches Bobby Cremins and Digger Phelps.

• Tech is 8-2 all-time against Notre Dame in Atlanta, three of those wins at Alexander Memorial Coliseum and five at McCamish Pavilion (the 2017 win was vacated by the NCAA Committee on Infractions).

• Four of the five meetings before that were played with Whack Hyder as Tech's head coach, and the Jackets won three of those, including an 82-62 win in 1972 at Alexander Memorial Coliseum in Phelps' first season as the Fighting Irish head coach.

## All-Time Series Results

2-22-1941.....a	L	42- 53
2-5-1966.....a	W	75- 61
2-4-1967.....h10	W	102- 87
1-30-1969.....nr/16.....a	L	52- 71
1-17-1972.....h10	W	82- 62
2-25-1989.....h10	W	90- 80
2-24-1990 (ot).....8/6.....a	W	88- 80
11-19-2007.....n1	W	70- 69
1-11-2014.....h15	W	74- 69
2-26-2014.....a	L	62- 65
1-3-2015 (2 ot).....14/13.....a	L	76- 83
1-14-2015.....12/12.....h15	L	59- 62
1-13-2016.....a	L	64- 72
2-20-2016.....19/18.....h15	W	63- 62
1-28-2017.....14/12.....h15	!	62- 60
2-26-2017.....21/17.....a	L	60- 64
12-30-2017.....a	L	59- 68
1-10-2018.....nr/25.....h15	W	60- 63
1-22-2019.....h15	W	63- 61

2-10-2019.....a	L	59- 69
3-12-2019.....n2	L	71- 78
1-15-2020.....h15	L	74- 78
2-1-2020.....a	L	72- 80

n1-Paradise Jam (St. Thomas, U.S. Virgin Islands); n2-ACC Tournament (Spectrum Center, Charlotte, N.C.)

## Oglethorpe (1-0)

**Home: 1-0, Away: 0-0, Neutral: 0-0**

2-16-1927.....h5	W	45- 31
------------------	---	--------

## Ohio State (3-11)

**Home: 2-3, Away: 1-5, Neutral: 0-3**

3-12-1960.....13/8.....3/3.....n1	L	69- 86
1-2-1965.....a	L	68- 73
1-16-1967.....h	W	84- 73
1-22-1968.....a	L	55- 66
1-20-1969.....13/nr.....h	L	66- 73
1-26-1970.....a	L	71- 74
12-1-1971.....4/4.....h	L	55- 63
1-15-1973.....h	L	79- 85
1-7-1974.....a	L	71- 89
12-23-1974.....a	L	67- 75
3-17-1991.....5/5.....n2	L	61- 65
3-19-2003.....h1	W	72- 58
12-3-2003.....13/15.....a1	W	73- 53
3-19-2010.....5/7.....n3	L	66- 75

n1-NCAA Midwest Regional second round (Freedom Hall, Louisville, Ky.); n2-NCAA Midwest Regional second round (Dayton, Ohio, Arena); n3-NCAA Midwest Regional second round (Bradley Center, Milwaukee, Wis.); h1-NIT first round (Alexander Memorial Coliseum, Atlanta, Ga.); a1-ACC-Big Ten Challenge

## Ohio University (1-1)

**Home: 0-1, Away: 0-0, Neutral: 1-0**

3-11-1960.....13/8.....n1	W	57- 54
11-18-2016.....h15	L	61- 67

n1-NCAA Midwest Regional first round (Freedom Hall, Louisville, Ky.)

## Oklahoma (2-2)

**Home: 1-0, Away: 0-2, Neutral: 1-0**

12-18-1982.....a	L	73-101
3-3-1985.....10/13.....6/6.....a	L	80- 87
12-29-1994.....17/16.....n1	W	89- 85
11-17-1995.....h12	W	83- 72

n1-Rainbow Classic (Special Events Center, Honolulu, Hawaii); \*h12-Preseason NIT second round (Georgia Dome, Atlanta, Ga.)

## Oklahoma City (3-3)

**Home: 2-1, Away: 1-1, Neutral: 0-1**

2-14-1959 (3ot).....14/19.....h10	W	71- 65
12-21-1968.....n1	L	57- 59
12-6-1969.....h10	W	68- 54
12-5-1970.....a	W	74- 73
2-28-1973.....h10	L	82-102
2-23-1974.....a	L	71- 94

n1-Sun Bowl Tournament (Special Events Center, El Paso, Texas)

## Oklahoma State (2-2)

**Home: 0-0, Away: 0-0, Neutral: 2-2**

12-19-1981.....n1	L	57- 59
11-29-1991.....18/18.....11/8.....n2	L	71- 78
4-3-2004.....14/15.....4/3.....n3	W	67- 65
3-21-2010.....n4	W	64- 59

n1-Sun Bowl Tournament (Special Events Center, El Paso, Texas); n2-Preseason NIT finals (Madison Square Garden, New York, N.Y.); n3-NCAA Final Four national semifinal (Alamodome, San Antonio, Texas); n4-NCAA Midwest Regional second round (Bradley Center, Milwaukee, Wis.)

## Old Dominion (2-0)

**Home: 1-0, Away: 1-0, Neutral: 0-0**

12-17-1985.....7/7.....h10	W	96- 86
1-12-1987.....a	W	81- 64

## Oregon (1-1)

**Home: 0-0, Away: 0-1, Neutral: 1-0**

12-16-1977.....n1	W	64- 57
3-10-1999.....a1	L	64- 67

n1-Dayton Invitational (Dayton, Ohio, Arena); a1-NIT first round (Eugene, Ore.)

# SERIES HISTORY VS. ALL OPPONENTS

## Penn-Dixie (1-1)

**Home: 0-0, Away: 0-1, Neutral: 1-0**

12-31-1927.....	n1	W	41- 36
12-31-1928.....	a	L	29- 31

n1-Chattanooga, Tenn.

## Pennsylvania (2-4)

**Home: 1-2, Away: 1-2, Neutral: 0-0**

12-28-1929.....	a	L	23- 33
2-6-1937.....	a	L	30- 31
2-24-1951 (ot).....	h9	L	77- 83
12-1-1986.....	h10	W	84- 57
12-19-1987.....	a	W	79- 55
11-19-2001.....	*h10	L	74- 79

\*Las Vegas Invitational

## Penn State (1-3)

**Home: 1-2, Away: 0-1, Neutral: 0-0**

3-18-1998.....	*h10	L	70- 75
11-28-2006.....	21/24	h10	W 77- 73
12-3-2008.....	h10	L	83- 85
11-29-2016.....	a	L	60- 67

\*Post-Season NIT quarterfinals

## Pepperdine (2-0)

**Home: 0-0, Away: 1-0, Neutral: 1-0**

12-16-1983.....	n1	W	67- 56
12-20-2008.....	a	W	86- 58

n1-Casaba Club Classic (A.G. Spanos Center, Stockton, Calif)

## Phillips Oilers (0-1)

**Home: 0-1, Away: 0-0, Neutral: 0-0**

2-5-1965 (exh).....	h10	L	69- 82
---------------------	-----	---	--------

## Piedmont (1-0)

**Home: 0-0, Away: 1-0, Neutral: 0-0**

2-28-1920.....	a	W	29- 26
----------------	---	---	--------

## Pittsburgh (9-5)

**Home: 5-1, Away: 2-3, Neutral: 2-1**

All Home Games: 5-1
At McCamish Pavilion: 3-1
At AMC: 2-0
At The Omni: 1-0
In Atlanta: 5-1
All Road Games: 2-3
At Petersen Events Center: 1-3
As ACC members: 4-5
In the ACC Tournament: 0-1
All Neutral Games: 2-1
Under Whack Hyder: 3-0
Under Bobby Cremins: 2-0
Under Brian Gregory: 0-3
Under Josh Pastner: 3-2
vs. Jamie Dixon: 1-3
vs. Kevin Stallings: 1-1
vs. Jeff Capel: 3-1 (2-1 at Pittsburgh)
Longest Winning Streak: 5 games (1966-89)
Longest Losing Streak: 3 games (2014-16)
Most Points Scored: 111 on 12-28-1989
Fewest Points Scored: 61 on 2-28-3017
Most Points Allowed: 92 on 12-4-1989, 12-28-1989
Fewest Points Allowed: 52 on 2-28-17
Largest Margin of Victory: 30 on 2-9-1970
Largest Margin of Defeat: 7 on 1-14-2014

- Pittsburgh won the first three meetings between the two teams after the Panthers became members of the ACC, but the Yellow Jackets have come back to win four of the last seven. The teams split their regular season meetings in 2019-20, falling 73-64 in Pittsburgh and winning 73-57 in Atlanta.
- Tech's 73-57 win in the last meeting was the widest margin of victory for either team since Pitt joined the ACC. Seven of the nine meetings as ACC foes have been decided by eight points or less.
- The teams have played home-and-away only twice since the Panthers joined the ACC.
- Tech won the first five games in the series, prior to Pitt's entry into the ACC, all of which took place between 1966 and 1989.
- The two most entertaining games between Tech and the former Big East member played in the same month of the 1989-90 season, when the Yellow Jackets were on the way to their second ACC title and first Final Four appearance. Bobby Cremins and Paul Evans were the respective head coaches at the time.
- Tech overcame an early 26-5 deficit to win the ACC/Big East Challenge game in Hartford in early December, getting

42 points from Dennis Scott, including the game-winner with 8 seconds left. Later in the month, the Panthers came to Atlanta for a Kuppenheimer Classic game at the Omni, and Tech won the game without head coach Bobby Cremins, who was attending his father's funeral. Kenny Anderson recorded a triple-double with 32 points, 12 rebounds and 18 assists.

• Tech scored easy wins over Pitt in the first three games of the series, all under head coach Whack Hyder, two of which were played at Alexander Memorial Coliseum on the Tech campus.

• Tech is 3-1 against the Panthers' current head coach, Jeff Capel, having scored an 86-65 victory over VCU during the 2003-04 season when Capel was the Rams' head coach.

## All-Time Series Results

1-4-1966.....	h10	W	89- 77
2-9-1970.....	a1	W	92- 62
3-6-1971.....	h10	W	78- 61
12-4-1989.....	21/19	h10	W 93- 92
12-28-1989.....	14/13	n2	W 111- 92
1-14-2014.....	h15	L	74- 81
1-17-2015.....	a2	L	65- 70
1-6-2016.....	24/21	a2	L 84- 89
3-5-2016.....	h15	W	63- 59
2-28-2017.....	h15	!	61- 52
3-7-2017.....	n3	L	59- 61
1-13-2018.....	a2	W	69- 54
2-20-2019.....	h15	W	73- 65
2-8-2020.....	a2	L	64- 73
3-4-2020.....	h15	W	73- 57

at-Fitzgerald Field House; a2-Petersen Events Center;  
n1-ACC-Big East Challenge (Hartford [Conn.] Civic Center);  
n2-Kuppenheimer Classic (The Omni, Atlanta, Ga.); n3-ACC  
Tournament (Barclays Center, Brooklyn, N.Y.)

## Prairie View A&M (1-0)

**Home: 1-0, Away: 0-0, Neutral: 0-0**

11-23-2018.....	h15	W	65- 54
-----------------	-----	---	--------

## Presbyterian (9-0)

**Home: 9-0, Away: 0-0, Neutral: 0-0**

1-24-1975 (ot).....	h10	W	89- 84
1-29-1976.....	h10	W	87- 61
2-9-1977.....	h10	W	82- 63
12-12-1979.....	h10	W	68- 53
12-17-1980.....	h10	W	64- 61
11-30-1981.....	h10	W	82- 66
1-6-2008.....	h10	W	77- 64
11-14-2012.....	h15	W	52- 38
11-8-2013.....	h15	W	88- 57

## Progressive Club (3-1)

**Home: 1-1, Away: 2-0, Neutral: 0-0**

1-23-1923.....	a	W	33- 30
2-19-1923.....	h4	L	33- 43
1-19-1927.....	h4	W	44- 16
2-2-1927.....	a	W	31- 28

## Purdue (2-1)

**Home: 0-0, Away: 0-0, Neutral: 2-1**

12-26-1980.....	n1	L	45- 53
12-30-1988.....	17/17	n2	W 72- 69
11-20-2006.....	19/19	n3	W 79- 61

n1-Gator Bowl Tournament (Jacksonville, Fla.); n2-Rainbow  
Classic (Blaisdell Center, Honolulu, Hawaii); n3-EA Sports Maui  
Invitational (Lahaina Civic Center, Lahaina, Maui, Hawaii)

## Purdue Fort Wayne (1-0)

**Home: 1-0, Away: 0-0, Neutral: 0-0**

11-21-2014.....	h15	W	78- 69
-----------------	-----	---	--------

Formerly IPFW

## Radford (1-0)

**Home: 1-0, Away: 0-0, Neutral: 0-0**

11-29-1996.....	h10	W	91- 60
-----------------	-----	---	--------

## Randolph-Macon (1-0)

**Home: 1-0, Away: 0-0, Neutral: 0-0**

2-26-1972.....	h10	W	80- 74
----------------	-----	---	--------

## Rhode Island (1-0)

**Home: 0-0, Away: 0-0, Neutral: 1-0**

11-30-2014.....	n1	W	64- 61
-----------------	----	---	--------

n1-Orlando Classic (Lake Buena Vista, Fla.)

## Rice (10-5)

**Home: 6-0, Away: 3-4, Neutral: 1-1**

12-30-1947.....	n1	L	42- 43
1-2-1951.....	a	L	51- 58
12-2-1961.....	a	L	80- 84
11-30-1962.....	h10	W	81- 63
12-16-1963 (ot).....	a	L	79- 84
12-5-1964.....	h10	W	71- 56
12-6-1965.....	a	W	96- 87
12-3-1966.....	h10	W	87- 61
12-2-1967.....	a	W	84- 70
1-23-1969.....	h10	W	75- 56
12-9-1969.....	a	W	87- 57
1-2-1971.....	h10	W	82- 72
1-12-1972.....	a	L	74- 87
1-8-1973.....	h10	W	69- 65
11-22-2012.....	n2	W	54- 36

n1-All-College Tournament (Oklahoma City, Okla.); n2-DirectTV  
Classic (Anaheim, Calif)

## Richmond (6-4)

**Home: 3-1, Away: 2-2, Neutral: 1-1**

12-30-1985.....	7/6	h10	W 90- 64
11-29-1986 (ot).....	a1	L	62- 67
12-22-1987.....	nr/20	h10	L 67- 73
3-20-1988.....	n1	L	55- 59
12-20-1988.....	16/16	a	W 62- 50
11-28-1989.....	21/19	h10	W 87- 74
12-1-1990.....	14/14	a	L 71- 73
1-2-1992.....	15/11	h10	W 82- 75
2-17-1993.....	a	W	65- 60
12-18-2010.....	n2	W	67- 54

a1-Central Fidelity Classic (Robins Center, Richmond, Va.);  
n1-NCAA East Regional second round (Hartford [Conn.] Civic  
Center); n2-Battle at Atlantis (Imperial Arena, Atlantis Resort,  
Paradise Island, Bahamas)

## Rider (1-2)

**Home: 0-0, Away: 0-2, Neutral: 1-0**

1-2-1931.....	a	L	33- 38
12-29-1933.....	a	L	32- 40
11-28-2014.....	n1	W	61- 54

n1-Orlando Classic (Lake Buena Vista, Fla.)

## Rome YMCA (1-1)

**Home: 0-0, Away: 1-1, Neutral: 0-0**

1-31-1920.....	a	L	33- 41
1-1-1929.....	a	W	37- 33

## Rutgers (2-2)

**Home: 0-0, Away: 0-0, Neutral: 2-2**

12-30-1971.....	n1	L	64- 91
12-30-1975.....	14/16	n2	L 87- 94
1-9-1986.....	5/5	n2	W 85- 46
12-27-1986.....	18/nr	n3	W 79- 61

n1-Charlotte Invitational (Charlotte [NC] Coliseum); n2-  
Poinsettia Tournament (Greenville, S.C.); n3-Madison Square  
Garden, New York, N.Y.; n4-ECAC Holiday Festival (Madison  
Square Garden, New York, N.Y.)

## St. Bernard (1-0)

**Home: 1-0, Away: 0-0, Neutral: 0-0**

1-10-1974.....	h10	W	70- 62
----------------	-----	---	--------

## St. Bonaventure (3-1)

**Home: 1-0, Away: 0-0, Neutral: 2-1**

12-29-1970.....	n1	L	68- 70
3-25-1971 (2ot).....	n2	W	76- 71
12-28-1974 (ot).....	n3	W	70- 61
12-30-1991.....	15/11	h10	W 98- 60

n1-Gator Bowl Tournament (Jacksonville, Fla.); n2-NIT  
Semifinals (Madison Square Garden, New York, N.Y.); n3-  
Maryland Invitational (Cole Field House, College Park, Md.)

## St. Francis, N.Y. (1-0)

**Home: 1-0, Away: 0-0, Neutral: 0-0**

12-2-1982.....	h10	W	76- 54
----------------	-----	---	--------

## St. Francis, Pa. (2-0)

**Home: 2-0, Away: 0-0, Neutral: 0-0**

12-13-1976.....	h10	W	74- 72
12-30-2006.....	h10	W	87- 43

## St. John's (4-6)

**Home: 1-0, Away: 0-0, Neutral: 3-6**

3-16-1970.....	n1	L	55- 56
12-28-1977.....	n2	W	73- 67
12-29-1986.....	18/nr	15/16	n3 L 53- 62
12-5-1990 (ot).....	20/20	17/18	a L 72- 73
12-29-1993.....	15/15	n3	W 71- 69
12-28-1996.....	n3	L	55- 67
11-28-1997.....	n5	W	77- 65
12-21-2003.....	5/6	h10	W 79- 66
11-30-2013.....	n6	L	58- 69
12-1-2018.....	n7	L	73- 76

n1-NIT quarterfinals (Madison Square Garden, New York, N.Y.);  
n2-Maryland Invitational (Cole Field House, College Park, Md.);  
n3-ECAC Holiday Festival (Madison Square Garden, New York,  
N.Y.); n4-ACC-Big East Challenge (Capital Centre, Landover,  
Md.); n5-Puerto Rico Shootout (Eugenio Guerra Sports  
Complex, Bayamon, P.R.); n6-Barclays Center Classic (Barclays  
Center, Brooklyn, N.Y.); n7-Miami Hoophall Invitational (American  
Airlines Arena, Miami, Fla.)

## Saint Joseph's (0-2)

**Home: 0-0, Away: 0-0, Neutral: 0-2**

3-15-2001.....	23/23	n1	L 62- 66
11-17-2011.....	n2	L	53- 66

n1-NCAA West Regional first round (Cox Arena, San Diego,  
Calif.); n2-Charleston Classic (TD Arena, Charleston, S.C.)

## Saint Louis (7-3)

**Home: 4-0, Away: 3-2, Neutral: 0-1**

12-20-1949.....	a	L	45- 59
12-27-1958.....	16/nr	a	L 79- 90
1-14-1977.....	h10	W	71- 59
1-21-1978.....	a	W	92- 79
1-28-1978.....	h10	W	57- 49
3-2-1985.....	10/13	h10	W 64- 54
12-2-1985.....	2/nr	a	W 62- 55
11-24-2001.....	n1	L	54- 67
2-16-2002.....	a	W	60- 40
12-13-2003.....	10/11	h13	W 75- 62

n1-Las Vegas Invitational (Valley High School, Las Vegas, Nev.);  
\*n12-Chick-fil-A Peach Bowl Classic (Phillips Arena, Atlanta, Ga.)

## Saint Mary's (1-0)

**Home: 0-0, Away: 0-0, Neutral: 1-0**

11-25-2012.....	n1	W	65- 56
-----------------	----	---	--------

n1-DirectTV Classic (Anaheim, Calif)

## St. Thomas, Pa. (0-2)

**Home: 0-0, Away: 0-2, Neutral: 0-0**

1-3-1930.....	a	L	37- 39
12-30-1933.....	a	L	31- 45

# SERIES HISTORY VS. ALL OPPONENTS

## Savannah JEA (2-0)

**Home: 1-0, Away: 1-0, Neutral: 0-0**

12-27-1928.....a	W	34- 26
1-14-1930.....h7	W	36- 22

## Savannah State (2-0)

**Home: 1-0, Away: 1-0, Neutral: 0-0**

12-11-2010.....h10	W	69- 59
12-10-2011.....a	W	65- 45

## Seton Hall (2-1)

**Home: 2-0, Away: 0-1, Neutral: 0-0**

11-24-1978.....a	L	73- 78
2-2-1980.....h10	W	70- 69
3-11-1998.....h10	W	88- 78

\*Post-season NIT first round

## Shorter (1-0)

**Home: 1-0, Away: 0-0, Neutral: 0-0**

11-5-2016 (exh/vot)	h14	W	95- 87
---------------------	-----	---	--------

## Siena (2-2)

**Home: 1-0, Away: 0-2, Neutral: 0-0**

3-16-1994.....a	L	68- 76
12-2-2009.....h10	W	74- 61
12-22-2010.....a	L	57- 62
11-23-2011.....h14	W	72- 44

\*Post-season NIT first round (Knickerbocker Arena, Albany, N.Y.)

## University of the South (17-1)

**Home: 12-0, Away: 4-1, Neutral: 1-0**

2-27-1925.....n1	W	31- 14
1-17-1933.....a	W	38- 32
2-6-1933.....h4	W	38- 26
1-20-1934.....a	W	40- 39
2-21-1934.....h10	W	43- 27
3-2-1935.....h4	W	42- 31
2-12-1936.....h8	W	34- 16
2-15-1936.....a	W	58- 35
1-23-1937.....a	W	54- 32
2-10-1937.....h8	W	36- 18
2-10-1938.....h8	W	41- 31
2-8-1939.....h9	W	37- 32
12-18-1954.....h9	W	74- 57
1-6-1955.....a	L	66- 67
1-6-1965.....h10	W	84- 71
12-2-1980.....h10	W	45- 42
12-2-1981.....h10	W	92- 56
12-13-1982.....h10	W	85- 41

Formerly Sewanee

n1-SIC Tournament (City Auditorium, Atlanta, Ga.)

## South Carolina (25-18)

**Home: 12-8, Away: 11-8, Neutral: 2-2**

2-25-1922.....	n1	W	34- 23
1-23-1926.....	h7	L	20- 26
2-13-1926.....	a	L	19- 36
2-26-1927.....	n1	L	18- 32
1-10-1930.....	h7	W	31- 16
1-7-1931.....	h7	L	25- 30
2-21-1931.....	a	W	41- 17
2-9-1938.....	h8	W	57- 35
2-26-1938.....	a	W	51- 30
2-1-1939.....	a	W	29- 25
2-21-1939.....	h9	W	38- 28
1-6-1940.....	a	L	30- 34
12-29-1940 (ot)	n2	W	39- 34
12-31-1940.....	a	W	44- 35
1-7-1941.....	h9	W	41- 34
1-10-1942.....	a	W	35- 32
1-9-1943.....	h9	W	33- 23
2-2-1946.....	h9	W	55- 45
2-16-1946.....	a	L	47- 63
12-14-1946.....	h9	W	51- 34
12-15-1951.....	a	W	66- 64
12-28-1951.....	n3	L	63- 78
1-28-1952.....	h9	L	58- 67
12-12-1952.....	h9	L	61- 66
1-24-1953 (ot).....	a	L	66- 70
12-5-1953.....	a	L	45- 50
2-18-1954.....	h9	W	58- 53
12-20-1954.....	h9	L	67- 69
2-19-1954 (ot).....	a	W	87- 84
2-18-1956.....	a	W	79- 74
12-20-1956.....	h10	L	83- 90
12-7-1957.....	a	L	64- 70
12-20-1958.....	h10	W	92- 62

12-10-1959.....na/15.....	a	W	70- 64
1-3-1961.....h10.....	W	85- 65	
1-8-1964.....h10.....	W	87- 73	
2-13-1974.....14/14.....	h	L	73- 82
3-1-1975.....a.....	L	47- 58	
2-23-1976.....h10.....	L	55- 63	
2-19-1977.....a.....	W	47- 45	
2-16-1983.....a.....	L	53- 61	
2-16-1984.....h10.....	W	68- 50	
3-21-2016.....a.....	W	83- 66	

n1-SIC Tournament (City Auditorium, Atlanta, Ga.); n2-Augusta, S.C.; n3-Carolina Invitational (Charlotte, N.C., Coliseum); \*Post-season NIT second round

## USC Aiken (1-0)

**Home: 1-0, Away: 0-0, Neutral: 0-0**

11-25-1985.....2/na	h10	W	119- 60
---------------------	-----	---	---------

## USC Upstate (1-1)

**Home: 1-1, Away: 0-0, Neutral: 0-0**

12-6-2014.....h15	L	54- 59
1-2-2019.....h15	W	79- 63

## South Carolina State (2-0)

**Home: 2-0, Away: 0-0, Neutral: 0-0**

1-13-1983.....h10	W	106- 78
1-9-1984.....h10	W	90- 65

## Southeast Atlanta All-Stars (2-0)

**Home: 2-0, Away: 0-0, Neutral: 0-0**

11-10-2002 (exh)	h10	W	110- 73
11-10-2003 (exh)	h10	W	112- 75

## Southeastern Louisiana (1-0)

**Home: 1-0, Away: 0-0, Neutral: 0-0**

12-21-2015.....h15	W	75- 62
--------------------	---	--------

## Southern University (0-1)

**Home: 0-0, Away: 0-0, Neutral: 0-1**

3-19-1993.....18/20.....n1	L	78- 93
11-14-2016.....h15	!	77- 62

n1-NCAA West Regional first round (McKale Center, Tucson, Ariz.)

n1-NCAA West Regional first round (McKale Center, Tucson, Ariz.)

## Southern Bell (1-0)

**Home: 1-0, Away: 0-0, Neutral: 0-0**

1-28-1927.....h10	W	75- 14
-------------------	---	--------

## Southern California (2-1)

**Home: 1-0, Away: 0-1, Neutral: 1-0**

3-21-1992.....6/6	n1	W	79- 78
12-22-2008.....a	L	57- 76	
12-5-2009.....v/23	h10	W	79- 53

n1-NCAA Midwest Regional second round (Bradley Center, Milwaukee, Wis.)

n1-NCAA Midwest Regional second round (Bradley Center, Milwaukee, Wis.)

## Southern Illinois (1-1)

**Home: 1-0, Away: 0-1, Neutral: 0-0**

1-5-1970.....h10	W	100- 71
1-30-1971.....a	L	69- 89

## Southern Methodist (8-6)

**Home: 6-0, Away: 1-6, Neutral: 1-0**

12-21-1959.....na/12.....	a	L	71- 80
12-9-1960.....na/12.....	h10	W	67- 64
12-1-1961.....	a	L	55- 67
12-6-1962.....	h10	W	73- 65
12-17-1963.....	a	L	75- 97
12-3-1964.....	h10	W	83- 75
12-4-1965.....	a	L	73- 83
12-1-1966.....	h10	W	87- 70
12-4-1967.....	a	W	77- 74
12-3-1968.....	h10	W	87- 59
12-10-1969.....	a	L	66- 77
12-2-1970.....	h10	W	91- 77
12-18-1971.....	a	L	70- 93
12-21-1986.....18/nr.....	n1	W	63- 54

n1-Suntory Bld (Aoyama College, Tokyo, Japan)

n1-Suntory Ball (Aoyama College, Tokyo, Japan)

## Southern Mississippi (2-2)

**Home: 2-1, Away: 0-1, Neutral: 0-0**

1-31-1974.....h10	L	86- 98
12-17-1974.....a	L	86- 94
2-19-1976.....h10	W	65- 60
1-9-1978.....h10	W	94- 65

## Soviet National Team (2-2)

**Home: 2-2, Away: 0-0, Neutral: 0-0**

11-12-1986 (exh)	h10	L	78- 96
11-5-1987 (exh)	h10	L	78- 87
11-15-1989 (exh)	h10	W	103- 88
11-15-1990 (exh/vot)	h10	W	99- 92

## Standard Oil (1-0)

**Home: 0-0, Away: 0-0, Neutral: 1-0**

12-28-1927.....n1	W	47- 20
-------------------	---	--------

n1-Savannah, Ga.

## Stanford (1-2)

**Home: 0-1, Away: 0-1, Neutral: 1-0**

11-28-1986.....n1	W	67- 65
12-11-1999 (ot) .....3/3	*h12	L 61- 64
12-19-2000.....3/3	a1	L 66- 80
n1- <i>Century Fidelity Classic (Robins Center, Richmond, Va.)</i>		
*h12- <i>Delta Air Lines Classic for Kids (Phillips Arena, Atlanta, Ga.)</i>		
a1- <i>Stanford Invitational (Maples Pavilion, Stanford, Calif.)</i>		

n1-Central Fidelity Classic (Robins Center, Richmond, Va.); \*h12-Delta Air Lines Classic for Kids (Philips Arena, Atlanta, Ga.); a1-Stanford Invitational (Maples Pavilion, Stanford, Calif.)

## Stetson (1-1)

**Home: 1-1, Away: 0-0, Neutral: 0-0**

2-6-1920.....h6	W	44- 33
2-17-1973.....h10	L	70- 81

## Stevens Tech (1-0)

**Home: 0-0, Away: 1-0, Neutral: 0-0**

12-30-1929.....a	W	37- 25
------------------	---	--------

## Syracuse (6-8)

**Home: 3-2, Away: 2-5, Neutral: 1-1**

All Home Games:	3-2
At McCamish Pavilion:	2-2
At Philips Arena:	1-0
At The Omni:	1-0
In Atlanta:	4-2
All Road Games:	2-5
At Carrier Dome:	2-5
As ACC members:	4-6
In the ACC Tournament:	0-0
All Neutral Games:	1-1
Under Bobby Cremins:	1-0
Under Paul Hewitt:	1-2
Under Brian Gregory:	1-2
Under Josh Pastner:	3-4
Vs Jim Boeheim:	6-8
Longest Winning Streak:	2 games (1985-2001, 2018-19)
Longest Losing Streak:	2 games (2002-10, 2015-16, 2019-20)
Most Points Scored:	96 on 12-16-2001
Fewest Points Scored:	45 on 1-7-2015
Most Points Allowed:	97 on 12-7-2019
Fewest Points Allowed:	46 on 1-7-2015
Largest Margin of Victory:	17 on 3-17-1985
Largest Margin of Defeat:	34 on 12-7-2019

• Tech has won four of 10 meetings between the two teams since Syracuse joined the ACC and six of 14 meetings in the history of the series, which dates back to the 1986 NCAA Tournament. (2017 victory vacated by the NCAA Committee on Infractions)

• Tech and Syracuse met twice in 2019-20, only the second time since the Orange joined the ACC that the teams had played twice. Syracuse won both games, 97-63 in Atlanta, 79-72 at Syracuse.

• The Yellow Jackets have won twice in six visits to the Carrier Dome, including a 67-62 decision on March 4, 2014, with the Orange ranked No. 7 in the nation.

• Seven of the 10 meetings as ACC brethren have been decided by seven points or fewer.

• Tech has won three of the five meetings between the two teams at McCamish Pavilion, including a 55-51 decision in the 2017-18 season.

• Three of the first four games in the series were played on neutral courts, the first of which had the highest stakes, a second-round NCAA Tournament game at the Omni in Atlanta in 1985.

• The last meeting between the two teams before Syracuse joined the ACC occurred in the championship game of the Legends Classic in Atlantic City in 2010, and ninth-ranked Syracuse survived a 32-point effort by Brian Oliver (who later transferred to Seton Hall) to win, 80-76.

• Tech's first trip to the Carrier Dome came in December of 2003, when the Orange, led by freshmen Carmelo Anthony and Gerry McNamara, routed the Jackets with its freshman duo of Chris Bosh and Jarrett Jack, 92-65, and eventually

won the national championship.

• Syracuse had never played on Tech's campus until the 2014-15 season, but the Yellow Jackets did host the 13th-ranked Orange in a Delta Air Lines Classic for Kids game at Philips Arena in 2001. Jim Boeheim missed the game due to prostate surgery and the Yellow Jackets won by 16.

## All-Time Series Results

3-17-1985.....6/6	15/15	n1	W	70- 53
12-16-2001.....13/12	h12	W	96- 80	
12-21-2002.....a	L	65- 92		
11-27-2010.....9/9	n2	L	76- 80	
3-4-2014.....7/7	a	W	67- 62	
1-7-2015.....h15	L	45- 46		
1-30-2016.....a	L	57- 60		
2-19-2017.....h15	!	71- 65		
3-4-2017.....a	L	61- 90		
1-31-2018.....h15	W	55- 51		
1-12-2019.....a	W	73- 59		
12-7-2019.....h15	L	63- 97		
2-22-2020.....a	L	72- 79		

n1-NCAA East Regional second round (The Omni, Atlanta, Ga.); \*h12-Delta Air Lines Classic (Philips Arena, Atlanta, Ga.); n2-Legends Classic (Boardwalk Hall, Atlantic City, N.J.)

## Tampa (2-1)

**Home: 2-0, Away: 0-1, Neutral: 0-0**

1-2-1953.....a	L	58- 64
1-2-1969.....h10	W	98- 77
2-26-71.....h10	W	99- 72

## Team Fokus (1-0)

**Home: 1-0, Away: 0-0, Neutral: 0-0**

11-11-2000 (exh)	h10	W	96- 85
------------------	-----	---	--------

## Team Nike (2-0)

**Home: 2-0, Away: 0-0, Neutral: 0-0**

11-19-2002 (exh)	h10	W	81- 48
11-6-2003 (exh)	h10	W	100- 89

## Temple (2-3)

**Home: 1-0, Away: 0-2, Neutral: 1-1**

1-3-1931.....a	L	30- 34
1-16-1990.....11/11.....h10	W	59- 57
12-15-1990.....23/21.....a	L	67- 69
12-27-1993.....15/15...4/4.....n1	W	57- 51
12-7-1996.....n2	L	58- 76
n1-ECAC Holiday Festival (Madison Square Garden, New York, N.Y.); n2-Coaches vs. Cancer Classic (Atlantic City [N.J.] Convention Center)		

n1-ECAC Holiday Festival (Madison Square Garden, New York, N.Y.); n2-Coaches vs. Cancer Classic (Atlantic City [N.J.] Convention Center)

## Tennessee (28-45)

**Home: 19-15, Away: 9-26, Neutral: 0-4**



# SERIES HISTORY VS. ALL OPPONENTS

1-30-1954.....h	L	61- 68
2-22-1954.....a	L	57- 69
1-29-1955.....a	L	58- 79
2-21-1955.....18/nr.....h	W	83- 77
1-28-1956.....h	W	73- 72
2-20-1956.....a	L	74- 76
1-26-1957.....a	W	84- 77
2-19-1957.....h	W	87- 85
1-25-1958.....h	W	82- 79
2-18-1958.....a	L	65- 84
1-24-1959.....a	L	71- 84
2-17-1959.....h10	W	59- 49
1-23-1960.....6/6.....h10	W	74- 69
2-16-1960.....6/8.....a	L	56- 57
1-28-1961.....a	L	60- 65
2-21-1961.....h10	W	60- 59
1-27-1962 (ot).....a	W	66- 65
2-20-1962.....h10	W	67- 50
1-26-1963.....7/6.....h10	W	73- 69
2-19-1963.....nr/10.....a	W	72- 60
1-27-1964.....a	L	63- 83
2-18-1964.....nr/17.....h10	W	47- 45
12-7-1964.....h10	L	52- 66
1-23-1965.....nr/13.....a	L	48- 55
1-22-1966.....nr/20.....a	L	48- 83
2-28-1966.....h10	L	47- 58
2-1-1967.....nr/13.....a	L	48- 59
2-20-1968 (2ot).....nr/11.....h10	L	69- 71
12-17-1968.....a	L	59- 72
12-15-2002.....h13	L	69- 70
2-7-2004.....15/16.....a	W	77- 62
11-16-2015.....h15	W	69- 67
12-3-2016.....a	L	58- 81
12-3-2017.....h15	L	70- 77
11-13-2018.....5/6.....a	L	53- 66

n1-SEC Tournament (City Auditorium, Atlanta, Ga.); n1-SEC Tournament (Knoxville, Tenn.); n3-SEC Tournament (Louisville, Ky.); \*h12-Chick-fil-A Peach Bowl Classic for Kids (Philips Arena, Atlanta, Ga.)

## Tennessee State (4-0)

**Home: 3-0, Away: 1-0, Neutral: 0-0**

12-6-2003.....13/15.....h10	W	94- 43
12-10-2005.....h10	W	82- 72
11-11-2007.....a	W	99- 85
12-30-2008.....h10	W	63- 58

## Tennessee Tech (3-0)

**Home: 3-0, Away: 0-0, Neutral: 0-0**

12-14-1978.....h10	W	108- 63
11-30-1984.....18/nr.....h10	W	96- 78
12-27-2007.....h10	W	83- 63
11-11-2016.....h15	!	70- 55

## Texas (2-2)

**Home: 0-0, Away: 0-0, Neutral: 2-2**

12-29-1947.....n1	L	45- 54
12-26-1985.....7/6.....n2	W	90- 55
3-17-1989.....n3	L	70- 76
11-27-1991.....18/18.....24/nr.....n4	W	120- 07

n1-All-College Tournament (Oklahoma City, Okla.); n2-Cotton States Classic (The Omni, Atlanta, Ga.); n3-NCAA Midwest Regional first round (Reunion Arena, Dallas, Texas); n4-Preseason NIT semifinals (Madison Square Garden, New York, N.Y.)

## Texas A&M (2-0)

**Home: 1-0, Away: 0-0, Neutral: 1-0**

12-15-1956.....h10	W	76- 69
12-27-1985.....7/7.....n1	W	83- 58

n1-Gator Bowl Tournament (Jacksonville, Fla.)

## TCU (2-0)

**Home: 2-0, Away: 0-0, Neutral: 0-0**

12-1-1965.....h10	W	112- 87
12-21-1967.....h10	W	70- 67
3-30-2017.....n1	!	56- 88

n1-Post-season NIT championship game (Madison Square Garden, New York, N.Y.), later vacated by the NCAA Committee on Infractions

## Texas-El Paso (1-2)

**Home: 0-0, Away: 0-2, Neutral: 1-0**

12-20-1968.....a1	L	71- 75
12-18-1981.....a1	L	44- 73
11-26-2010.....n1	W	71- 61

Formerly Texas Western. a1-Sun Bowl Tournament (Special Events Center, El Paso, Texas); n1-Legends Classic (Boardwalk Hall, Atlantic City, N.J.)

## Texas-Rio Grande Valley (2-1)

**Home: 2-1, Away: 0-0, Neutral: 0-0**

1-28-1975*.....h10	L	73- 80
11-22-2017.....h15	W	78- 68
11-21-2018.....h15	W	72- 44

\*known as Texas-Pan American

## Texas Tech (3-3)

**Home: 0-1, Away: 1-1, Neutral: 2-1**

12-29-1956.....n1	W	79- 66
12-14-1957 (ot).....h10	L	64- 67
12-22-1959.....8/8.....a	W	63- 60
12-30-1964.....n2	L	90- 95
3-26-2003.....a1	L	72- 80
11-28-2003.....25/nr.....n3	W	85- 65

n1-All-College Tournament (Oklahoma City, Okla.); n2-Sugar Bowl Tournament (New Orleans, La.); a1-NIT quarterfinals (Lubbock, Texas); n3-Preseason NIT championship game (Madison Square Garden, New York, N.Y.)

## The Citadel (6-0)

**Home: 4-0, Away: 2-0, Neutral: 0-0**

12-26-1928.....a	W	41- 35
2-21-1976.....h10	W	58- 56
1-22-1977.....a	W	63- 59
2-15-1977.....h10	W	90- 64
11-20-1998.....h10	W	73- 50
12-22-2012.....h15	W	73- 41

## Troy (4-2)

**Home: 4-2, Away: 0-0, Neutral: 0-0**

11-30-1977.....h10	W	84- 69
1-13-1979.....h10	W	78- 54
1-12-1980.....h10	L	49- 64
2-11-1981.....h10	L	50- 54
12-17-2002.....h10	W	88- 66
12-28-2006.....h10	W	85- 55

Formerly Troy State

## Tulane (37-33)

**Home: 22-10, Away: 9-22, Neutral: 6-1**

1-16-1909.....h10	L	15- 29
1-4-1926.....a	L	18- 33
1-11-1926.....h10	W	31- 18
2-11-1927.....a	W	38- 37
2-28-1930.....n1	W	53- 31
2-5-1938.....a	L	22- 37
3-4-1938.....n2	W	44- 29
1-21-1939 (ot).....h10	W	32- 31
2-3-1940.....h10	L	25- 37
1-25-1941.....h10	L	20- 37
2-7-1942.....a	W	52- 43
2-6-1943.....h10	W	60- 36
3-3-1944.....n3	L	55- 66
1-29-1945.....a	W	47- 38
1-12-1946.....a	L	45- 58
2-4-1946.....h10	W	59- 52
1-11-1947.....h10	W	58- 51
1-31-1947.....a	L	45- 47
1-9-1948.....a	L	29- 54
2-9-1948.....h10	L	55- 59
3-6-1948.....n3	W	50- 40
1-7-1949.....a	L	52- 73
1-29-1949.....h10	L	49- 56
1-7-1950.....a	L	62- 64
1-28-1950.....h10	W	59- 55
1-6-1951.....a	L	45- 49
3-2-1951 (ot).....n3	W	63- 61
1-5-1952.....h10	L	58- 73
2-23-1953.....a	L	55- 70
2-15-1954.....h10	L	57- 59
2-14-1955.....a	L	48- 64
2-11-1956.....h10	W	79- 77
2-9-1957.....a	L	67- 73
2-8-1958.....19/nr.....h10	W	69- 53
2-7-1959.....a	W	77- 67
2-6-1960.....6/6.....h10	W	74- 55
2-13-1961.....a	W	81- 79
2-12-1962 (ot).....h10	W	77- 74
2-8-1963 (ot).....6/6.....a	L	69- 77
2-8-1964.....h10	W	92- 68
2-17-1966.....h10	W	99- 85
1-7-1967.....h10	L	91- 99
2-18-1967.....a	L	71- 74
1-6-1968.....h10	W	100- 81
3-2-1968.....a	L	77- 88
2-15-1969.....h10	W	90- 79
3-1-1969.....a	L	77- 80
1-10-1970.....h10	W	78- 72

2-23-1970.....a	W	86- 76
1-9-1971.....a	W	77- 67
3-1-1971.....h10	W	102- 74
1-20-1972.....h10	W	94- 78
2-28-1972.....a	L	74- 78
12-22-1972.....h10	L	68- 69
3-2-1973.....a	W	87- 83
1-19-1974.....a	L	90- 96
2-20-1974.....h10	L	70- 71
2-24-1975.....h10	W	74- 69
1-17-1976.....a	L	58- 59
3-4-1976.....n4	W	74- 68
12-22-1976.....a	L	57- 64
1-29-1977.....h10	W	89- 62
1-16-1978.....a	W	75- 70
2-11-1978.....h10	W	63- 58
12-27-1990.....n5	W	95- 83
12-23-2001.....h10	L	69- 79
1-2-2003.....a	L	66- 80
12-3-2011.....a	L	52- 57
11-9-2012.....h15	W	79- 61
12-5-2015.....a	W	76- 68
11-26-2016.....h15	!	82- 68

n1-SIC Tournament (City Auditorium, Atlanta, Ga.); n2-SEC Tournament (Baton Rouge, La.); n3-SEC Tournament (Louisville, Ky.); n4-Metro Tournament (Freedom Hall, Louisville, Ky.); n5-Sugar Bowl Tournament (Louisiana Superdome, New Orleans, La.)

## Turner Field (1-0)

**Home: 1-0, Away: 0-0, Neutral: 0-0**

1-8-1942.....h9	W	49- 35
-----------------	---	--------

## Tusculum (0-0)

**Home: 0-0, Away: 0-0, Neutral: 0-0**

2-7-2017.....h15	!	96- 58
------------------	---	--------

## UCLA (1-4)

**Home: 0-0, Away: 0-2, Neutral: 1-2**

12-29-1966.....1/1.....a1	L	72- 91
12-27-1969.....2/2.....a1	L	90-121
12-2-2000.....n1	W	72- 67
11-22-2006.....19/19.....5/5.....n2	L	73- 88
11-10-2017.....21/23.....n3	L	60- 63

a1-Bruin Classic (Pauley Pavilion, Los Angeles, Calif.); n1-Wooden Classic (Arrowhead Pond, Anaheim, Calif.); n2-EA Sports Maui Invitational (Lahaina Civic Center, Lahaina, Maui, Hawaii); n3-Pac-12 China Game (Baoshan Arena, Shanghai, China)

## U.S. Marines (0-1)

**Home: 0-0, Away: 0-0, Neutral: 0-1**

12-8-1951 (exh).....n1	L	58- 90
------------------------	---	--------

n1-Parris Island, S.C.

## USA Verich Reps (1-0)

**Home: 1-0, Away: 0-0, Neutral: 0-0**

11-16-1993 (exh).....h10	W	124-110
--------------------------	---	---------

## Utah State (0-1)

**Home: 0-0, Away: 0-0, Neutral: 0-1**

12-13-1960.....15/12.....n1	L	62- 67
-----------------------------	---	--------

n1-Bluegrass Invitational (Freedom Hall, Louisville, Ky.)

## Vanderbilt (33-40)

**Home: 22-14, Away: 8-26, Neutral: 3-0**

2-6-1914.....h3	L	55- 41
1-30-1920.....h4	L	21- 39
2-27-1920.....a	L	3- 32
1-24-1925.....h4	L	28- 37
1-15-1926.....a	L	23- 27
1-21-1927.....h4	W	36- 29
2-10-1928.....a	W	41- 31
1-19-1929.....a	W	40- 28
2-2-1929.....h4	W	38- 15
2-1-1930.....h4	W	46- 25
2-7-1930.....a	W	41- 37
1-16-1931.....h4	W	44- 37
2-5-1931.....a	L	32- 45
1-16-1932.....h4	W	45- 27
1-18-1933.....a	L	27- 38
1-6-1934.....h4	L	22- 24
2-9-1934.....a	L	30- 38
1-25-1935 (ot).....h4	L	32- 33
2-8-1935.....a	L	24- 53
1-18-1936.....a	L	23- 42
2-8-1936.....h8	L	40- 42
2-28-1936.....n1	W	42- 37
1-16-1937.....h8	W	39- 27

2-13-1937.....	a	W	40- 30
1-15-1938.....	h8	W	59- 25
2-12-1938.....	a	W	40- 35
3-5-1938.....	n2	W	50- 18
1-14-1939.....	h9	W	30- 24
2-11-1939.....	a	L	42- 49
1-13-1940.....	h9	W	49- 43
2-10-1940.....	a	W	57- 39
1-18-1941.....	h9	W	55- 48
2-15-1941.....	a	L	41- 54
1-17-1942.....	h9	L	32- 39
2-14-1942.....	a	W	35- 27
1-16-1943.....	h9	W	43- 29
2-13-1943.....	a	L	28- 52
3-2-1944.....	n3	W	63- 51
2-10-1951.....	a	L	47- 65
2-19-1951.....	h9	L	67- 69
2-2-1952.....	a	L	67- 92
2-18-1952.....	h9	L	58- 83
1-10-1953.....	a	L	60- 72
1-26-1953.....	h9	W	85- 79
1-11-1954.....	h9	L	55- 63
1-23-1954.....	19/nr.....	a	65- 84
1-10-1955.....	h9	L	69- 71
1-22-1955.....	a	L	63- 83
1-9-1956.....	4/nr.....	h9	59- 72
1-21-1956.....	5/6.....	a	64- 67
1-7-1957.....	9/11.....	h10	73- 81
1-19-1957.....	10/10.....	a	74- 93
1-18-1958.....	h10	W	81- 60
3-1-1958.....	a	L	59- 60
1-17-1959.....	nr/19.....	h10	W 80- 61
2-28-1959.....	a	W	71- 67
1-16-1960 (ot).....	6/6.....	h10	W 74- 66
2-27-1960.....	6/8.....	a	L 57- 62
1-21-1961.....	h10	L	56- 69
3-4-1961.....	nr/18.....	a	L 59- 79
1-20-1962.....	h10	W	71- 66
3-3-1962.....	a	L	74- 88
2-13-1963.....	10/9.....	h10	W 69- 62
3-2-1963.....	10/12.....	a	L 74- 75
2-12-1964 (ot).....	7/7.....	h10	W 75- 71
2-29-1964.....	nr/13.....	a	L 89- 103
12-18-1993 (ot) 14/14.....	24/24.....	h11	W 86- 77
1-3-2006.....	h10	W	76- 67
12-9-2006.....	25/nr.....	a	L 64- 73
12-1-2007.....	a	L	79- 92
12-6-2008.....	h10	W	63- 51
12-21-2013.....	a	L	63- 76
12-20-2014.....	h15	W	65- 66

# SERIES HISTORY VS. ALL OPPONENTS

## Virginia (40-43)

**Home: 24-14, Away: 11-24, Neutral: 5-5**

All Home Games:	24-14
At McCamish Pavilion:	2-3
At AMC:	21-8
At Georgia Dome:	1-0
At The Omni:	1-3
At Philips Arena:	0-1
In Atlanta:	26-15
All Road Games:	11-24
At John Paul Jones Arena:	1-8
At University Hall:	10-16
As ACC members:	38-42
In the ACC Tournament:	5-5
All Neutral Games:	5-5
Under Whack Hyder:	1-1
Under Dwane Morrison:	1-4
Under Bobby Cremins:	24-20
Under Paul Hewitt:	11-8
Under Brian Gregory:	2-5
Under Josh Pastner:	0-5
Vs. Tony Bennett:	2-13
Longest Winning Streak:	9 games (1990-94)
Longest Losing Streak:	8 games (1981-83)
Most Points Scored:	105 on 2-14-1998
Fewest Points Scored:	28 on 1-22-2015
Most Points Allowed:	96 on 3-12-1983
Fewest Points Allowed:	46 on 1-21-1985
Largest Margin of Victory:	27 on 1-19-1991
Largest Margin of Defeat:	41 on 2-16-1981

- Virginia has won 14 of the last 16 meetings to move ahead 43-40 in the all-time series, which dates back to 1947.
- The Cavaliers have won the last six games in the series, including a 63-58 win in Atlanta in the teams' only regular-season meeting in 2019-20.
- Tech is just 1-8 at John Paul Jones Arena and has lost on its last seven trips to Charlottesville.
- The Yellow Jackets were 10-16 against Virginia at University Hall, the Cavaliers' former homecourt, Tech's best winning percentage on any ACC foe's home court.
- Tech is 2-3 against Virginia in McCamish Pavilion after going 21-8 against the Cavaliers in Alexander Memorial Coliseum. Overall, the Yellow Jackets are 24-14 on all home courts and 26-15 in games played in the city of Atlanta.
- Since Tech joined the ACC, the Yellow Jackets are 38-42 against Virginia.
- Tech was 11-8 against Virginia under Paul Hewitt, including wins in all three meetings in Hewitt's first season of 2000-01. Josh Pastner is 0-6 vs. Virginia (one loss at Memphis), and Tony Bennett is 13-2 vs. Tech.
- Tech has averaged 53.7 points per game in 15 meetings against Bennett's Virginia teams, failing to reach 50 points in five of those games. Tech's high of 75 came in the very first meeting in 2010.
- Tech and Virginia have played to overtime seven times since the 1983-84 season, including a 72-71 triple-overtime win for Tech in Atlanta on Jan. 23, 1984, and an 88-85 double-overtime triumph for Virginia in Charlottesville on Jan. 22, 1995.
- In the ACC Tournament, Tech has won five of nine meetings, including a 70-61 Jacket victory in the 1990 final in Charlotte.

### All-Time Series Results

12-20-1947.....	h9	W	51- 48
12-1-1969.....	h10	W	72- 49
1-16-1971.....	a1	L	84- 89
12-1-1979.....	13/13	a1	37- 55
2-9-1980.....	18/nr	a1	W 62- 61
1-17-1981.....	2/2	a1	L 48- 85
2-16-1981.....	1/1	h10	L 42- 83
3-5-1981.....	4/4	n1	L 47- 76
1-16-1982.....	3/2	h10	L 60- 79
2-15-1982.....	1/1	a1	L 52- 56
1-17-1983.....	2/2	h11	L 52- 66
2-14-1983.....	3/2	a1	L 69- 92
3-12-1983.....	2/2	n2	L 67- 96
1-23-1984 (3ot).....	h10	W	72- 71
2-7-1984.....	18/nr	a1	L 59- 91
1-21-1985.....	17/15	h10	W 49- 46
2-16-1985.....	6/5	a1	L 55- 62
3-8-1985.....	9/11	n2	W 55- 48
1-4-1986.....	6/6	a1	W 64- 61
2-15-1986.....	5/5	h10	W 62- 55
1-22-1987.....	h11	L	58- 61
2-18-1987.....	a1	L	58- 60
3-6-1987.....	n1	L	54- 55
1-23-1988.....	a1	L	55- 58
2-25-1988.....	20/16	h10	W 76- 71
2-6-1989.....	a1	L	71- 78
2-22-1989.....	h10	W	73- 65

1-21-1990 (ot).....	11/11	a1	L	79- 81
2-22-1990.....	8/6	h10	L	71- 73
3-11-1990.....	14/13	n3	W	70- 61
1-19-1991.....	14/15	h10	W	78- 51
2-19-1991.....	20/19	a1	W	73- 60
1-14-1992.....	16/14	h10	W	75- 71
2-22-1992.....	a1	W	52- 49	
3-13-1992.....	n3	W	68- 56	
1-23-1993.....	16/16	7/10	a1	W 75- 71
2-23-1993.....	22/22	h10	W	73- 61
1-23-1994.....	17/17	h10	W	74- 70
2-22-1994 (ot).....	23/nr	a1	L	72- 73
1-22-1995 (2ot).....	22/18	18/19	a1	L 85- 88
2-22-1995.....	24/22	14/14	h10	L 60- 83
3-10-1995.....	11/13	n4	L	67- 77
1-20-1996.....	h10	W	90- 70	
2-21-1996.....	23/22	a1	W	84- 75
1-22-1997.....	a1	L	64- 68	
2-6-1997.....	h10	W	66- 53	
1-15-1998.....	a1	W	83- 65	
2-14-1998.....	h10	W	105- 86	
1-23-1999.....	a1	W	77- 65	
2-25-1999 (ot).....	h10	W	74- 68	
1-8-2000.....	a1	L	65- 83	
2-9-2000.....	h10	W	68- 47	
1-9-2001.....	10/11	a1	W	73- 68
2-11-2001.....	6/9	h10	W	62- 56
3-9-2001.....	12/12	n5	W	74- 69
1-22-2002.....	7/7	h10	L	65- 69
2-23-2002.....	22/15	a1	W	82- 80
2-1-2003.....	h10	W	80- 60	
3-5-2003.....	a1	W	90- 73	
1-15-2004.....	12/14	h10	W	75- 57
2-14-2004.....	15/16	a1	L	80- 82
1-8-2005.....	9/10	h10	W	92- 69
12-4-2005.....	h10	W	63- 54	
2-24-2007.....	24/nr	a2	L	69- 75
1-27-2008 (ot).....	a2	W	92- 82	
3-3-2008.....	h10	L	74- 76	
3-13-2008.....	n6	W	94- 76	
12-28-2008 (ot).....	h10	L	84- 88	
1-13-2010.....	20/18	a2	L	75- 82
1-22-2011.....	a2	L	64- 72	
2-23-2011.....	h10	L	56- 62	
1-19-2012.....	15/17	h13	L	38- 70
2-3-2013.....	h15	W	66- 60	
2-24-2013.....	a2	L	54- 82	
2-8-2014.....	h15	L	45- 64	
1-22-2015.....	a2	L	28- 57	
1-9-2016.....	4/4	h15	W	68- 64
3-10-2016.....	4/4	n7	L	52- 72
1-21-2017.....	16/16	a2	L	49- 62
1-18-2018.....	2/2	h15	L	48- 64
2-21-2018.....	1/2	a2	L	54- 65
2-27-2019.....	2/2	a2	L	51- 81
1-18-2020.....	h15	L	58- 63	

a1-University Hall; a2-John Paul Jones Arena; n1-ACC Tournament (Capital Centre, Landover, Md.); n2-ACC Tournament (The Omni, Atlanta, Ga.); n3-ACC Tournament (Charlotte [N.C.] Coliseum); n4-ACC Tournament (Greensboro [N.C.] Coliseum); n5-ACC Tournament (Georgia Dome, Atlanta, Ga.); n6-ACC Tournament (Bobbcats Arena, Charlotte, N.C.); n7-ACC Tournament (Verizon Center, Washington, D.C.)

## Virginia Commonwealth (3-0)

**Home: 2-0, Away: 0-0, Neutral: 1-0**

12-29-2003.....	3/3 .....	h10	W	86- 65
11-18-2011.....	n1 .....	n1	W	73- 60
12-15-2015.....	h15 .....	h15	W	77- 64
12-7-2016 (ot) .....	a .....	a	!	76- 73
n1-Charleston Classic (TD Arena, Charleston, S.C.)				

n1-Charleston Classic (TD Arena, Charleston, S.C.)

## Virginia Tech (7-20)

**Home: 4-8, Away: 1-10, Neutral: 2-2**

All Home Games:	4-8
At AMC:	2-4
At McCamish Pavilion:	2-4
In Atlanta:	5-8
In Blacksburg:	1-10
At Cassell Coliseum:	1-10
As ACC members:	6-16
In the ACC Tournament:	1-1
All Neutral Games:	2-2
Under Whack Hyder:	1-1
Under Dwane Morrison:	0-1
Under Bobby Cremins:	0-1
Under Paul Hewitt:	3-8
Under Brian Gregory:	2-4
Under Josh Pastner:	1-4
Vs. Buzz Williams:	0-6
Vs. Mike Young:	1-0 (3-1 overall)
Longest Winning Streak:	2 games (2013-14)

Longest Losing Streak: 6 games (2011-13, 2015-19)

Most Points Scored: 84 on 2-23-2008

Fewest Points Scored: 15 on 2-14-1921

Most Points Allowed: 102 on 2-13-2011

Fewest Points Allowed: 31 on 2-14-1921

Largest Margin of Victory: 19 on 3-11-2008, 2-5-2020

Largest Margin of Defeat: 25 on 2-13-2011

- Virginia Tech has won 20 of 27 all-time meetings with Georgia Tech, including 16 of 22 as a member of the ACC.

- Georgia Tech captured a 76-57 victory in the teams' only scheduled meeting of the 2019-20 season, snapping a six-game losing streak to the Hokies and matching its largest margin of victory in the series.

- Tech's 64-54 win on Feb. 9, 2013 in Blacksburg is its only triumph at Cassell Coliseum in 11 tries.

- Tech has defeated Virginia Tech only four times in 12 meetings at home since the Hokies joined the ACC, and the Yellow Jackets received extraordinary performances by individuals to win two of those games. On Jan. 19, 2008, reserve guard Matt Causey came off the bench to hit seven threes and pour in 30 points in the Jackets' 81-70 victory. On Jan. 25, 2011, Iman Shumpert recorded the fourth triple-double in Tech history with 22 points, 12 rebounds and 11 assists in the Jackets' 72-57 win.

- The Hokies, led by future NBA star Dell Curry, held off the Jackets and their future All-Americans Mark Price and John Salley, 77-74, in the teams' first meeting, a first-round post-season NIT game, at Cassell Coliseum in 1984.

- The teams have split two ACC Tournament encounters, the Jackets capturing a 73-54 victory in the first round of the 2005 tournament in Washington, D.C., and the Hokies winning a 59-43 decision in the first round in 2011 in Greensboro.

- Georgia Tech's first victory over Virginia Tech occurred on Dec. 27, 1962, a 73-72 overtime triumph at the Gator Bowl Tournament that was part of an 11-0 start for the Yellow Jackets. Tech went on to finish the season 21-5. That remains the only meeting between the two teams when both were ranked in the nation's top 25.

- Both teams were members of the old Metro Conference, but not at the same time. Georgia Tech was a member for three seasons from 1975-76 through 1977-78 before leaving to join the ACC. Virginia Tech joined the league for the 1978-79 season.

### All-Time Series Results

2-14-1921.....	a	L	15- 31
12-20-1957.....	h10	L	59- 70
12-27-1962 (ot) nr/18.....	nr/14.....	n1	W 73- 72
12-22-1979.....	n2	L	62- 67
3-10-1984.....	a1	L	74- 77
1-22-2005.....	12/15	h10	L 69- 70
3-11-2005.....	n3	W	73- 54
1-31-2006.....	a	L	62- 63
1-28-2007.....	h10	L	65- 73
1-19-2008.....	h10	W	81- 70
2-23-2008.....	a	L	84- 92
2-11-2009.....	a	L	71- 76
3-6-2010.....	h10	L	82- 88
1-25-2011.....	h10	W	72- 57
2-13-2011.....	a	L	77- 102
3-10-2011.....	n4	L	43- 59
2-18-2012 (ot).....	a	L	73- 74
1-12-2013 (ot).....	h15	L	65- 70
2-9-2013.....	a	W	64- 54
3-8-2014.....	h15	W	62- 51
2-9-2015.....	a	L	63- 65
1-16-2016.....	h15	L	77- 78
1-18-2017.....	a	L	61- 62
2-17-2018.....	h15	L	56- 76
1-9-2019.....	9/7	h15	L 49- 52
2-13-2019.....	22/16	a	L 68- 76
2-4-2020.....	h15	W	76- 57

n1-Gator Bowl Tournament (Jacksonville, Fla.); n2-Roanoke Times & World News Holiday Classic (Roanoke [Va.] Civic Center); n3-ACC Tournament (MCI Center, Washington, D.C.); n4-ACC Tournament (Greensboro Coliseum, Greensboro, N.C.); a1-NIT first round

## VMI (6-2)

**Home: 5-0, Away: 0-2, Neutral: 1-0**

2-12-1921.....	a	L	16- 53	
1-18-1965.....	h10	W	82- 71	
1-15-1966.....	h10	W	86- 73	
1-30-1968.....	h10	W	90- 70	
2-5-1969.....	n1	W	87- 74	
12-8-1975.....	a	L	53- 68	
2-2-1976.....	h10	W	66- 56	
1-2-1993.....	14/13	h10	W	78- 52

n1 - Salem, Va.

## Wake Forest (44-40)

**Home: 30-9, Away: 13-27, Neutral: 1-4**

All Home Games:	30-9
At AMC:	24-9
At McCamish Pavilion:	5-0
At Philips Arena:	1-0
All Road Games:	12-27
At Joel Coliseum:	9-20
At Winston-Salem:	10-23
At Greensboro (regular season):	2-3
At Greensboro (all games):	2-4
As ACC members:	43-38
In the ACC Tournament:	0-4
All Neutral Games:	1-4
Under Whack Hyder:	0-2
Under Dwane Morrison:	0-4
Under Bobby Cremins:	22-18
Under Paul Hewitt:	12-12
Under Brian Gregory:	6-2
Under Josh Pastner:	3-2
Vs. Danny Manning:	5-3
Longest Winning Streak:	12 games (1985-91)
Longest Losing Streak:	9 games (1965-83)
Most Points Scored:	112 on 3-8-2007
Fewest Points Scored:	38 on 2-6-1982
Most Points Allowed:	114 on 3-8-2007
Fewest Points Allowed:	39 on 1-19-2011
Largest Margin of Victory:	35 on 1-19-2011
Largest Margin of Defeat:	30 on 2-7-1981

- Georgia Tech has a 44-40 lead in the all-time series and a 43-38 lead in games played since it became a member of the ACC.

- Tech has won nine of the last 12 meetings between the two teams, winning the teams' only regular-season game in 2019-20 by an 86-79 score in Winston-Salem.

- Tech has won its last 13 games against Wake Forest at home, dating back to an 80-76 Demon Deacon win on Feb. 22, 2004 when both teams were ranked in the top 20. The Jackets won the last seven meetings in Alexander Memorial Coliseum, a 69-62 decision at Philips Arena during the 2011-12 season, and all five meetings so far at McCamish Pavilion.
- Tech was 24-9 against Wake Forest in games played at Alexander Memorial Coliseum, and is 30-9 against the Demon Deacons in Atlanta.

- Tech made a sweep of the season series in 2010-11, setting school records in each game for margin of victory in an ACC game (74-39 at home on Jan. 19) and for margin of victory in an ACC road game (80-54 on Mar. 3). The Jackets also swept the Demon Deacons in 2012-13.

- The home team has won 38 of the last 50 regular-season games in the series, with Wake Forest winning four times in Atlanta during that span, and Tech winning eight times in Winston-Salem.
- Tech has lost 14 of the last 20 meetings at the Joel Coliseum, but has one of its better records in an opponent's building at 9-20. Tech's 2020 win snapped a three-game losing streak in the building. Tech is 13-27 against Wake Forest on the road, including a 2-3 mark in regular-season games played in Greensboro and a 2-4 mark in games played in Winston-Salem prior to the opening of Joel Coliseum.
- Tech is 41-29 against Wake Forest since 1985, including 12 straight victories from 1985-91.

- Wake Forest has won all four of its meetings with Georgia Tech in the ACC Tournament, including a 75-74 triumph in the 1996 championship game in Greensboro. Wake Forest took the 2007 first round meeting, winning 114-112 in double-overtime, the highest-scoring game in ACC Tournament history and the highest-scoring game for Tech involving an ACC opponent in its history.

### All-Time Series Results

12-29-1949.....	n1	W	64- 57
1-12-1965.....	h10	L	78- 97
1-8-1966.....	a1	L	80- 96
1-26-1980.....	h10	L	59- 67
2-16-1980.....	a1	L	48- 49
1-3-1981.....	8/8	a1	L 61- 87
2-7-1981.....	8/8	h10	L 56- 86
1-2-1982.....	nr/20	h10	L 56- 74
2-6-1982.....	13/16	a2	L 38- 53
1-8-1983.....	a2	L	53- 60
2-12-1983.....	h10	W	70- 69
1-7-1984.....	8/9	h10	W 68- 66
2-2-1984 (ot).....	18/nr	15/15	a1 L 74- 78
1-5-1985.....	8/7	a2	L 54- 68
1-20-1985.....	10/7	h10	W 94- 75
1-8-1986.....	5/5	h10	W 72- 58
2-19-1986.....	5/5	a1	W 59- 49
1-3-1987 (ot).....	18/nr	a1	W 65- 59
2-7-1987.....	h10	W	83- 69
1-10-1988.....	h10	W	78- 66
2-13-1988.....	a2	W	78- 75

# SERIES HISTORY VS. ALL OPPONENTS

1-7-1989.....	19/16.....a2	W	84- 75
2-11-1989.....	.....h10	W	75- 70
1-6-1990.....	12/12.....a	W	91- 79
2-7-1990.....	16/15.....h10	W	79- 70
1-6-1991.....	24/nr.....h10	W	101- 91
2-9-1991.....	.....a	L	74- 86
1-18-1992.....	16/14.....nr/24.....a	L	72- 86
2-27-1992.....	.....h10	W	80- 61
1-21-1993.....	16/16.....h10	L	58- 81
2-20-1993.....	10/11.....a	W	69- 58
1-19-1994.....	17/17.....a	L	63- 67
2-19-1994.....	25/nr.....h10	W	71- 69
3-11-1994.....	.....n2	L	49- 74
1-17-1995.....	22/18.....15/16.....h10	W	67- 65
2-18-1995.....	20/17.....14/14.....a	L	62- 73
1-17-1996.....	6/6.....a	L	63- 66
2-17-1996.....	8/9.....h10	W	64- 63
3-10-1996.....	18/18.....12/10.....n3	L	74- 75
1-8-1997.....	2/2.....h10	L	63- 73
2-25-1997.....	5/5.....a	L	55- 71
1-10-1998.....	.....h10	W	70- 63
2-11-1998.....	.....a	W	77- 76
1-16-1999.....	.....h10	W	75- 61
2-16-1999.....	.....a	L	58- 67
1-27-2000.....	.....h10	L	46- 60
2-27-2000.....	.....a	L	64- 76
1-13-2001 (ot).....	6/6.....h10	W	95- 89
2-14-2001.....	23/15.....a	L	65- 81
1-26-2002.....	21/16.....a	L	74- 87
2-27-2002.....	24/22.....h10	W	90- 77
3-8-2002.....	.....n2	L	83- 92
1-19-2003.....	.....a	L	66- 73
2-20-2003.....	.....h10	L	67- 75
1-20-2004.....	11/13.....10/7.....a	W	73- 66
2-22-2004.....	18/16.....15/15.....h10	L	76- 80
1-27-2005 (ot).....	22/21.....5/5.....h10	W	102-101
3-2-2005.....	4/4.....a	L	91- 98
1-18-2006.....	.....a	L	71- 86
2-25-2006.....	.....h10	W	76- 61
1-30-2007.....	.....a	L	75- 85
2-21-2007.....	.....h10	W	75- 61
3-8-2007 (2ot).....	.....n4	L	112-114
2-6-2008.....	.....a	W	89- 83
3-1-2008 (ot).....	.....h10	W	87- 79
1-31-2009.....	6/4.....h10	W	76- 74
2-18-2009.....	8/8.....a	L	69- 87
1-28-2010.....	22/22.....h10	W	79- 58
2-13-2010.....	20/20.....a	L	64- 75
1-19-2011.....	.....h10	W	74- 39
3-3-2011.....	.....a	W	80- 54
2-15-2012.....	.....a	L	50- 59
3-3-2012.....	.....h13	W	69- 62
1-26-2013.....	.....h15	W	82- 62
2-16-2013.....	.....a	W	57- 56
2-1-2014.....	.....a	W	79- 70
1-10-2015.....	.....a	L	69- 76
2-7-2015.....	.....h15	W	73- 59
2-10-2016.....	.....h15	W	71- 66
2-4-2017.....	.....a	L	69- 81
2-14-2018.....	.....a	L	62- 79
3-3-2018.....	.....h15	W	64- 56
1-5-2019.....	.....h15	W	92- 79
2-19-2020.....	.....a	W	86- 79

n1-Dixie Classic (Reynolds Coliseum, Raleigh, N.C.); n2-ACC Tournament (Charlotte [N.C.] Coliseum); n3-ACC Tournament (Greensboro [N.C.] Coliseum); a1-Winston-Salem, N.C., Coliseum; n4-ACC Tournament (St. Pete Times Forum, Tampa, Fla.); a2-Greensboro [N.C.] Coliseum

## Washington (2-1)

**Home: 0-0, Away: 0-0, Neutral: 2-1**

12-27-1984.....	10/13.....11/12.....n1	W	65- 58
11-29-1998.....	16/16.....n2	L	60- 76
11-26-1999.....	.....n3	W	82- 65

n1-Rainbow Classic (Special Events Center, Honolulu, Hawaii); n2-Big Island Invitational (Alook-Chinen Civic Auditorium, Hilo, Hawaii); n3-Great Alaska Shootout (Sullivan Arena, Anchorage, Alaska)

## West Chester State (1-0)

**Home: 1-0, Away: 0-0, Neutral: 0-0**

12-16-1981.....	.....h10	W	89- 60
-----------------	----------	---	--------

## West Virginia (2-1)

**Home: 0-0, Away: 0-1, Neutral: 2-0**

12-31-1949.....	.....n1	W	63- 48
2-7-1968.....	.....a	L	75- 79
11-28-1998.....	.....n2	W	58- 53

n1-Dixie Classic (Reynolds Coliseum, Raleigh, N.C.); n2-Big Island Invitational (Alook-Chinen Civic Auditorium, Hilo, Hawaii)

## West Virginia Tech (1-0)

**Home: 1-0, Away: 0-0, Neutral: 0-0**

2-21-1980.....	.....h10	W	67- 52
----------------	----------	---	--------

## Western Carolina (6-1)

**Home: 5-1, Away: 1-0, Neutral: 0-0**

1-11-1979.....	.....a	W	72- 50
2-1-1979.....	.....h10	W	100- 75
1-9-1980.....	.....h10	W	70- 60
11-28-1980.....	.....h10	L	77- 88
12-2-1993.....	16/17.....h10	W	77- 55
12-1-1994.....	20/19.....h10	W	89- 63
1-13-1996.....	.....h11	W	91- 78

## Westminster (1-0)

**Home: 0-0, Away: 0-0, Neutral: 1-0**

12-29-1955.....	.....n1	W	65- 56
-----------------	---------	---	--------

n1-Queen City Tournament (Buffalo, N.Y.)

## William & Mary (6-1)

**Home: 5-0, Away: 0-1, Neutral: 1-0**

12-6-1961.....	.....h10	W	72- 56
2-4-1963.....	6/6.....h10	W	50- 49
12-21-1964.....	.....h10	W	91- 73
12-22-1965.....	.....h10	W	92- 73
12-20-1971.....	.....h10	W	83- 71
12-18-1972.....	.....a	L	60- 63
12-29-1987.....	.....n1	W	90- 59

n1-Cotton States Classic (The Omni, Atlanta, Ga.)

## Winthrop (1-1)

**Home: 1-0, Away: 0-0, Neutral: 0-1**

11-24-1997.....	.....h10	W	95- 65
11-18-2007.....	.....n1	L	73- 79

n1-Paradise Jam (St. Thomas, U.S. Virgin Islands)

## Winston-Salem State (3-0)

**Home: 3-0, Away: 0-0, Neutral: 0-0**

1-3-2007.....	.....h10	W	97- 46
11-14-2008.....	.....h10	W	92- 47
12-29-2009.....	.....w/20.....h10	W	78- 43

## Wisconsin (1-1)

**Home: 1-0, Away: 0-0, Neutral: 0-1**

12-28-1963.....	.....n1	L	84-104
11-28-2001.....	.....h1	W	62- 61

n1-ACC-Big Ten Challenge (AMC); n1-Milwaukee Classic (Milwaukee, Wis.)

## Wisconsin-LaCrosse (1-0)

**Home: 1-0, Away: 0-0, Neutral: 0-0**

1-4-1974.....	.....h10	W	73- 69
---------------	----------	---	--------

## Wittenberg (0-1)

**Home: 0-0, Away: 0-1, Neutral: 0-0**

12-27-1926.....	.....a	L	37- 40
-----------------	--------	---	--------

## Wofford (13-3)

**Home: 13-2, Away: 0-1, Neutral: 0-0**

1-14-1921.....	.....h10	L	18- 20
2-10-1968.....	.....h10	W	97- 67
1-17-1975.....	.....h10	W	75- 74
1-31-1977.....	.....h10	W	81- 37
12-17-1979.....	.....h10	W	84- 64
12-20-1980.....	.....h10	L	44- 49
11-29-1982.....	.....h10	W	116- 72
1-19-1984.....	.....h10	W	78- 44
11-22-1996.....	.....h10	W	74- 49
1-3-1998.....	.....h10	W	90- 58
12-16-1998.....	.....h10	W	76- 63
12-22-1999.....	.....h10	W	80- 70
11-17-2000.....	.....h10	W	92- 49
12-21-2001.....	.....h10	W	79- 70
12-1-2015.....	.....h15	W	77- 61
12-22-2016.....	.....h15	!	76- 72
12-6-2017.....	.....a	L	60- 63

## Wright State (0-1)

**Home: 0-1, Away: 0-0, Neutral: 0-0**

12-22-2017.....	.....h10	L	81- 85
-----------------	----------	---	--------

## Wyoming (1-0)

**Home: 1-0, Away: 0-0, Neutral: 0-0**

12-22-1958.....	.....h10	W	110- 78
-----------------	----------	---	---------

## BIGGEST POINT DIFFERENTIAL SWINGS

*Denotes biggest point swings in back-to-back meetings within the same season*

Margin	Opponent	First Game	Second Game
39	Virginia	1-8-2000 (L 65-83)	2-9-2000 (W 68-47)
36	Clemson	2-5-1992 (L 78-95)	3-8-1992 (W 101-82)
34	Wake Forest	1-21-1993 (L 58-81)	2-20-1993 (W 69-58)
33	Wake Forest	1-5-1985 (L 54-68)	2-10-1985 (W 94-75)
33	Wake Forest	1-18-1992 (L 72-86)	2-27-1992 (W 80-61)
32	Clemson	1-5-1967 (L 55-76)	1-24-1967 (W 88-77)
31	Clemson	1-5-2002 (L 76-83)	2-6-2002 (W 74-50)
30	Clemson	2-2-1994 (L 69-88)	3-5-1994 (W 90-79)
30	Wake Forest	1-18-2006 (L 71-86)	2-25-2006 (W 76-61)
28	Clemson	2-2-2000 (L 58-70)	3-4-2000 (W 85-69)
27	NC State	1-16-2001 (L 60-72)	2-17-2001 (W 69-54)
26	North Carolina	1-11-2004 (L 88-103)	2-10-2004 (W 88-77)
26	Wake Forest	1-26-2002 (L 74-87)	2-27-2002 (W 90-77)
25	North Carolina	1-12-2005 (L 69-91)	3-12-2005 (W 78-75)

## Xavier (0-2)

**Home: 0-0, Away: 0-1, Neutral: 0-1**

2-16-1935.....	.....a	L	19- 38
1-2-1956.....	.....n1	L	67- 92

n1-Queen City Tournament (Buffalo, N.Y.)

## Yale (1-2)

**Home: 0-1, Away: 0-0, Neutral: 0-1**

1-2-1968.....	.....h10	L	78- 79
12-28-1973.....	.....n1	L	95-101
1-6-2018.....	.....h15	W	76- 60

n1-Old Dominion Invitational (The Scope, Norfolk, Va.)

## Young Harris (1-0)

**Home: 1-0, Away: 0-0, Neutral: 0-0**

11-1-2013 (exh).....	.....h10	W	90- 53
----------------------	----------	---	--------

## Youngstown State (1-0)

**Home: 1-0, Away: 0-0, Neutral: 0-0**

12-29-1992.....	14/13.....h10	W	105- 85
-----------------	---------------	---	---------

## Yugoslavian National Team (1-0)

**Home: 1-0, Away: 0-0, Neutral: 0-0**

11-13-1988 (exh).....	.....h10	W	77- 74
-----------------------	----------	---	--------



# MISCELLANEOUS HISTORY

## Winning Streaks

**Overall:** 15 games, 12-2-85 (at St. Louis) through 1-21-86 (Duke). Ended by North Carolina (1-25-86)

**Start of Season:** 12 games, 11-18-03 (Louisiana-Lafayette) through 12-29-03 (VCU). Ended by Georgia (1-3-04)

**Home:** 16 games, 2-23-63 (Georgia) through 2-18-64 (Tennessee). Ended by Auburn (12-1-64).

**Away:** 5 games, 2-7-59 (Tulane) through 12-10-59 (South Carolina); 12-3-62 (Furman) through 1-12-63 (Mississippi); 2-23-70 (Tulane) through 1-9-71 (Tulane); 12-2-85 (St. Louis) through 1-18-86 (Clemson).

**ACC:** 9 games, 2-27-85 (North Carolina) through 1-21-86 (Duke). Ended by North Carolina (1-25-86).

**ACC Home:** 9 games, 3-2-95 (Florida State) through 3-3-96 (Clemson). *Includes the Omni which was Tech's homecourt early in 1996 while AMC was being renovated*

**ACC at home:** 8 games, 2-6-85 (Duke) through 3-2-86 (Clemson); 2-19-94 (Wake Forest) through 2-4-95 (Maryland).

**ACC Away:** 3 games, 1-23-85 (Clemson) through 2-2-85 (Maryland); 2-10-96 (North Carolina) through 2-28-96 (Florida State); 2-19-04 (Maryland) through 3-3-04 (Duke); 1-23-08 (NC State) through 2-6-08 (Wake Forest)

## Record by Decade

Period	+Yrs	Games	Won	Lost	Pct.
1900-09	2	10	3	7	.300
1910-19	2	16	8	8	.500
1920-29	10	186	92	94	.495
1930-39	10	175	96	79	.549
1940-49	10	197	104	93	.528
1950-59	10	248	110	138	.444
1960-69	10	259	151	108	.583
1970-79	10	270	132	138	.489
1980-89	10	298	165	133	.554
1990-99	10	316	188	128	.595
2000-09	10	315	167	148	.530
2010-19	10	330	138	119	.450
2020-29	1	31	17	14	.548
<b>All-time</b>	<b>105</b>	<b>2,651</b>	<b>1,371</b>	<b>1,257</b>	<b>.522</b>

*+Actual number of seasons played during decade.*

*!22 wins and 1 loss vacated by NCAA Committee on Infractions*

## Tech's Most Frequent Non-ACC Foes

*(20 or more meetings)*

Alabama*	28-41
Auburn*	61-53
Florida*	26-20
Georgia*	105-91
Kentucky*	15-57
Louisville (pre-ACC)	13-15
Maryland+	36-40
Mercer	28-17
Mississippi State*	16-13
South Carolina	25-18
Tennessee*	28-45
Tulane*	137-33
Vanderbilt*	34-39

*\*denotes SEC member while Tech was also a member (1932-64)*

*+denotes ACC member while Tech was also a member (1979-2014)*

## Georgia Tech in Overtime

**All Overtime Games: !64-60**

**Single Overtime Games: !54-49**

3-17-06	Georgia.....	W, 13-11
2-8-22	Agoga Class.....	L, 25-26
1-13-25	@Ft. McPherson (2 ot).....	W, 28-26
1-8-27	Auburn.....	W, 22-20
1-15-27	@Georgia.....	W, 36-35
1-1-31	@Manhattan.....	L, 26-32
1-25-35	Vanderbilt.....	L, 32-33
2-23-35	@Georgia.....	W, 49-39
1-21-39	Tulane.....	W, 32-31
2-4-39	@Florida.....	L, 29-33
2-21-40	@Auburn.....	L, 38-39
12-29-40	@South Carolina.....	L, 39-40
1-22-41	@Clemson.....	L, 49-52
2-21-45	Atlanta NAS.....	W, 51-47
1-26-49	Georgia.....	L, 60-74
2-15-50	@Georgia.....	L, 72-73
2-24-51	Pennsylvania.....	L, 77-83
3-1-51	Tulane.....	W, 63-61
1-24-53	@South Carolina.....	L, 66-70
12-28-54	Idaho State.....	W, 72-69
2-12-55	@Louisiana State.....	W, 79-72
2-19-55	@South Carolina.....	W, 87-84
2-26-55	Georgia (2 ot).....	L, 66-67
2-7-56	@Auburn.....	L, 74-77
2-16-56	@Georgia.....	W, 72-68
2-4-57	Auburn.....	W, 76-67
12-14-57	Texas Tech.....	L, 64-67
12-19-57	Georgia.....	L, 68-69
2-1-58	@Alabama (2 ot).....	L, 72-74
2-24-58	@Florida.....	W, 62-61
2-14-59	Oklahoma City (3 ot).....	W, 71-65
1-16-60	Vanderbilt.....	W, 74-66
1-11-61	@Georgia.....	W, 89-80
1-16-61	@Mississippi St.....	L, 61-62
1-24-61	@Auburn.....	W, 48-43
1-2-62	Navy.....	L, 62-64
1-27-62	@Tennessee.....	W, 66-65
2-12-62	Tulane.....	W, 77-74
2-26-62	@Florida.....	L, 75-82
12-3-62	@Furman.....	W, 80-79
12-27-62	Virginia Tech.....	W, 73-72
1-5-63	@Kentucky (2 ot).....	W, 86-85
1-12-63	@Mississippi.....	W, 73-71
2-8-63	@Tulane.....	L, 69-77
2-23-63	Georgia.....	W, 66-58
12-16-63	@Rice.....	L, 89-74
2-12-64	Vanderbilt.....	W, 75-71
2-15-64	Florida State.....	W, 77-73
12-21-66	Auburn.....	W, 78-76
1-10-67	@Furman.....	L, 68-69
2-20-68	Tennessee (2 ot).....	L, 69-71
3-25-71	St. Bonaventure (2 ot) +.....	W, 76-71
1-6-73	Hawaii.....	W, 85-83
2-5-73	Florida.....	L, 85-87
3-7-74	@Georgia.....	W, 97-95
12-28-74	St. Bonaventure.....	W, 70-61
1-24-75	Presbyterian.....	W, 89-84
2-3-75	Samford.....	W, 78-75
2-16-79	@Memphis State (2 ot).....	W, 89-84
2-27-79	East Carolina.....	L, 64-66
2-28-80	Maryland.....	L, 49-51
1-23-84	Virginia (3 ot).....	W, 72-71
2-2-84	@Wake Forest.....	L, 74-78
2-4-84	Maryland (2 ot).....	W, 71-70
2-4-86	North Carolina.....	L, 77-78
11-29-86	Richmond.....	L, 62-67
12-20-86	Boston College.....	W, 65-62
1-3-87	@Wake Forest.....	W, 65-59

**Double Overtime Games: 6-11**

**Triple Overtime Games: 4-0**

3-5-88	@Clemson (2 ot).....	L, 94-97
1-22-89	@Illinois (2 ot).....	L, 92-103
3-4-89	@Clemson.....	L, 79-81
1-21-90	@Virginia.....	L, 79-81
2-17-90	@NC State (2 ot).....	W, 95-92
2-24-90	@Notre Dame.....	W, 88-80
3-23-90	Michigan State#.....	W, 81-80
12-5-90	St. John's.....	L, 72-73
12-19-90	Georgia (3 ot).....	W, 112-105
2-5-92	@Clemson.....	L, 78-95
2-29-92	NC State.....	W, 98-88
3-27-92	Memphis State#.....	L, 79-83
12-18-93	Vanderbilt.....	W, 86-77
2-22-94	@Virginia.....	L, 72-73
1-22-95	@Virginia (2 ot).....	L, 85-88
2-7-96	Duke.....	W, 73-71
2-10-96	@North Carolina.....	W, 92-83
2-25-96	NC State.....	W, 92-83
12-4-97	NC State.....	L, 69-71
2-8-98	North Carolina (2 ot).....	L, 100-107
3-16-98	Georgetown+.....	W, 80-79
11-27-98	West Virginia.....	W, 65-62
12-5-98	Appalachian State.....	W, 74-72
12-13-98	Georgia.....	W, 84-79
2-11-99	@Florida State (3 ot).....	W, 111-108
2-25-99	Virginia.....	W, 74-68
12-11-99	Stanford.....	L, 61-64
3-1-00	@North Carolina.....	L, 72-74
1-13-01	Wake Forest.....	W, 95-89
1-3-04	@Georgia (2 ot).....	L, 80-83
3-1-04	Kansas#.....	W, 79-71
1-1-05	Kansas.....	L, 68-70
1-27-05	Wake Forest.....	W, 102-101
2-18-06	@Maryland.....	L, 84-87
3-8-07	Wake Forest (2 ot)*.....	L, 112-114
1-27-08	@Virginia.....	W, 92-82
3-1-08	Wake Forest.....	W, 87-79
11-22-08	@Mercer.....	W, 82-76
12-28-08	Virginia.....	L, 84-88
1-17-09	@NC State.....	L, 71-76
1-20-09	Boston College.....	L, 76-80
11-20-09	Florida State.....	L, 59-66
1-2-11	Charlotte (2 ot).....	L, 83-86
2-18-12	Virginia Tech.....	L, 73-74
1-12-13	Virginia Tech.....	L, 65-70
1-26-14	@NC State.....	L, 78-80
3-12-14	Boston College*.....	W, 73-70
3-13-14	Clemson*.....	L, 65-69
1-3-15	@Notre Dame (2 ot).....	L, 76-83
1-31-15	NC State.....	L, 80-81
2-28-15	@Clemson.....	L, 63-70
3-9-16	Clemson*.....	W, 88-85
12-7-16	@VCU.....	L, 76-73
2-4-18	@Boston College.....	L, 72-80
3-3-18	Boston College.....	W, 81-78
11-5-19	@NC State.....	W, 82-81
11-25-19	Arkansas.....	L, 61-62

*Georgia Tech's longest stretch of regulation games without an overtime is 103, from Feb. 7, 1975 vs. NC State through Jan. 13, 1979 vs. Troy State, inclusive.*

*!Win vacated by NCAA Committee on Infractions*

**Most overtime games in one season: 6 in 1962-63**

# NCAA Tournament

+ Post-Season NIT

\*ACC Tournament

## MISCELLANEOUS HISTORY

## Tech at Off-Campus Atlanta Venues

## State Farm Arena

12/1/1999	Michigan <sup>2</sup>	L, 77-80
12/11/1999	Stanford <sup>1</sup> (ot)	L, 61-64 (ot)
12/9/2000	Kentucky <sup>1</sup>	W, 86-84
12/16/2001	Syracuse <sup>1</sup>	W, 96-80
12/15/2002	Tennessee <sup>1</sup>	L, 69-70
12/13/2003	Saint Louis <sup>1</sup>	W, 75-62
12/11/2004	Air Force <sup>1</sup>	W, 64-42
11/29/2011	Northwestern	L, 60-76
1/3/2012	Alabama	L, 48-73
1/7/2012	Duke	L, 74-81
1/19/2012	Virginia	L, 38-70
1/24/2012	Miami	L, 49-64
2/4/2012	Boston College	W, 51-47
2/9/2012	NC State	L, 52-61
2/21/2012	Clemson	L, 37-56
2/25/2012	Maryland	W, 63-61
3/3/2012	Boston College	W, 69-62
3/8/2012	Miami <sup>4</sup>	L, 36-54

## Infinite Energy Center

11/11/2011	Florida A&M	W, 92-59
11/14/2011	Delaware State	W, 70-52
11/23/2011	Siena	W, 72-44
12/19/2011	Alabama A&M	W, 65-54
12/22/2011	Mercer	L, 59-66

## Georgia Dome

12/19/1992	Louisville <sup>1</sup>	W, 87-85
12/18/1993	Vanderbilt <sup>1</sup>	W, 86-77
12/17/1994	Louisville <sup>1</sup>	L, 72-77
11/15/1995	Manhattan <sup>3</sup>	W, 87-67
11/17/1995	Oklahoma <sup>3</sup>	W, 83-72
12/16/1995	Louisville <sup>1</sup>	W, 88-77
12/21/1996	Kentucky <sup>1</sup>	L, 59-88

12/20/1997	Louisville <sup>1</sup>	W, 94-86
12/13/1998	Kentucky <sup>1</sup>	L, 39-80
3/9/2001	Virginia <sup>4</sup>	W, 74-69
3/10/2001	North Carolina <sup>4</sup>	L, 63-70
2/11/2007	Connecticut	W, 65-52
3/12/2009	Clemson <sup>4</sup>	W, 86-81
3/13/2009	Florida State <sup>4</sup>	L, 62-64

<sup>1</sup>Chick-fil-A Classic for Kids; <sup>2</sup>ACC-Big Ten Challenge;<sup>3</sup>Pre-Season NIT; <sup>4</sup>ACC Tournament

## Tech at Non-Power 5 Venues Since 2000

Date	Opponent	Conference	Result
12/25/2019	Hawai'i	Big West	W, 70-53
12/6/2017	Wofford	SoCon	L, 60-63
12/7/2016	VCU	A-10	L, 76-73 (ot)
12/5/2015	Tulane	C-USA	W, 76-68
12/23/2014	Dayton	A-10	L, 61-75
12/29/2013	Charlotte	A-10	W, 58-55
12/29/2011	Fordham	A-10	L, 66-72
12/10/2011	Savannah State	MEAC	W, 65-45
12/3/2011	Tulane	C-USA	L, 52-57
12/22/2010	Siena	MAAC	L, 57-62
11/15/2010	Kennesaw State	A-Sun	L, 63-80
12/2/2010	Charlotte	A-10	W, 76-67
12/14/2009	Chattanooga	SoCon	W, 95-64
11/22/2008	Mercer	A-Sun	W, 82-76 (ot)
11/11/2007	Tennessee State	OVC	W, 99-85
1/10/2006	Centenary	Summit	W, 85-69
12/28/2005	Air Force	Mt. West	L, 46-54
11/22/2004	Illinois-Chicago	Horizon	W, 60-59
11/23/2003	Cornell	Ivy	W, 90-69
1/2/2003	Tulane	C-USA	L, 66-80
2/16/2002	Saint Louis	C-USA	W, 60-40

*(Win(s) vacated by NCAA Committee on Infractions)*

## Georgia Tech Year-by-Year vs. ACC Opponents (Regular Season)

Year	ACC	BC	CL	DU	FS	UL	MD	UM	NC	ST	ND	UP	SU	VA	VT	WF
1979-80	1-13	-	0-2	0-2	-	-	0-2	-	0-2	0-2	-	-	-	1-1	-	0-2
1980-81	0-14	-	0-2	0-2	-	-	0-2	-	0-2	0-2	-	-	-	0-2	-	0-2
1981-82	3-11	-	0-2	1-1	-	-	2-0	-	0-2	0-2	-	-	-	0-2	-	0-2
1982-83	4-10	-	1-1	1-1	-	-	1-1	-	0-2	0-2	-	-	-	0-2	-	1-1
1983-84	6-8	-	1-1	1-2	-	-	1-1	-	0-2	1-1	-	-	-	1-1	-	1-1
1984-85	9-5	-	1-1	1-1	-	-	2-0	-	2-0	1-1	-	-	-	1-1	-	1-1
1985-86	11-3	-	2-0	1-1	-	-	2-0	-	0-2	2-0	-	-	-	2-0	-	2-0
1986-87	7-7	-	0-2	2-0	-	-	2-0	-	0-2	1-1	-	-	-	0-2	-	2-0
1987-88	8-6	-	1-1	1-1	-	-	2-0	-	0-2	1-1	-	-	-	1-1	-	2-0
1988-89	8-6	-	1-1	1-1	-	-	2-0	-	1-1	0-2	-	-	-	1-1	-	2-0
1989-90	8-6	-	1-1	1-2	-	-	2-0	-	1-1	2-0	-	-	-	0-2	-	2-0
1990-91	6-8	-	1-1	0-2	-	-	1-1	-	1-1	0-2	-	-	-	2-0	-	1-1
1991-92	8-8	-	1-1	0-2	0-2	-	2-0	-	0-2	2-0	-	-	-	2-0	-	1-1
1992-93	8-8	-	1-1	1-1	0-2	-	2-0	-	0-2	1-1	-	-	-	2-0	-	1-1
1993-94	7-9	-	1-1	0-2	0-2	-	1-1	-	2-0	1-1	-	-	-	1-1	-	1-1
1994-95	8-8	-	1-1	1-1	2-0	-	1-1	-	0-2	2-0	-	-	-	0-2	-	1-1
1995-96	13-3	-	1-1	2-0	2-0	-	1-1	-	2-0	2-0	-	-	-	2-0	-	1-1
1996-97	3-13	-	0-2	0-2	1-1	-	0-2	-	0-2	1-1	-	-	-	1-1	-	0-2
1997-98	6-10	-	1-1	0-2	1-1	-	0-2	-	0-2	0-2	-	-	-	2-0	-	2-0
1998-99	6-10	-	1-1	0-2	1-1	-	0-2	-	1-1	0-2	-	-	-	2-0	-	1-1
1999-00	5-11	-	1-1	0-2	1-1	-	1-1	-	0-2	1-1	-	-	-	1-1	-	0-2
2000-01	8-8	-	2-0	0-2	1-1	-	1-1	-	0-2	1-1	-	-	-	2-0	-	1-1
2001-02	7-9	-	1-1	0-2	2-0	-	0-2	-	1-1	1-1	-	-	-	1-1	-	1-1
2002-03	7-9	-	1-1	0-2	1-1	-	1-1	-	1-1	1-1	-	-	-	2-0	-	0-2
2003-04	9-7	-	2-0	1-1	1-1	-	2-0	-	1-1	0-2	-	-	-	1-1	-	1-1
2004-05	8-8	-	2-0	0-1	2-0	-	0-1	-	2-0	1-0	0-2	-	-	1-0	-	1-1
2005-06	4-12	1-1	0-2	0-1	0-1	-	0-1	-	0-1	0-1	1-1	-	-	1-0	-	0-1
2006-07	8-8	1-0	1-1	1-1	2-0	-	0-1	-	0-1	1-1	1-0	-	-	0-1	-	1-1
2007-08	7-9	1-0	1-1	0-1	0-1	-	0-1	-	0-2	0-1	1-0	-	-	1-1	-	1-1
2008-09	2-14	0-2	0-2	0-1	0-1	-	0-2	-	1-0	0-1	0-2	-	-	0-1	-	0-1
2009-10	7-9	1-0	1-1	1-1	0-2	-	0-1	-	0-1	1-0	1-0	-	-	0-1	-	1-1
2010-11	5-11	0-1	0-2	0-1	0-1	-	0-1	-	1-1	1-0	0-1	-	-	0-2	-	1-1
2011-12	4-12	1-1	0-2	0-1	0-1	-	1-1	-	0-1	0-1	1-1	-	-	0-1	-	1-1
2012-13	6-12	0-1	0-2	0-1	0-1	-	1-0	-	1-1	0-2	0-2	-	-	1-1	-	2-0
2013-14	6-12	2-0	0-2	0-2	0-1	-	0-1	-	0-1	0-1	0-1	1-1	0-1	1-0	-	1-0
2014-15	3-15	0-1	1-1	0-1	0-1	-	1-0	-	0-2	0-1	0-2	0-1	0-1	0-1	-	1-1
2015-16	8-10	1-0	1-1	0-1	1-0	0-2	-	0-1	0-1	1-0	1-1	1-1	0-1	1-0	-	1-0
2016-17	0-10	0-0	0-1	0-1	0-0	0-1	-	0-1	0-0	0-1	0-1	0-0	0-1	0-1	-	0-1
2017-18	6-12	0-1	0-2	0-1	0-1	0-1	-	1-0	0-1	1-0	1-1	1-0	1-0	0-2	-	1-1
2018-19	6-12	1-0	0-2	0-1	0-2	0-1	-	0-1	0-1	1-0	1-1	1-0	1-0	0-1	-	0-2
2019-20	11-9	1-0	2-0	0-1	0-1	1-1	-	1-0	1-0	2-0	0-2	1-1	0-2	0-1	-	1-0

## Tech Month-by-Month

Season	Nov	Dec	Jan	Feb	Mar/Apr	Total
1905-06	0-0	0-0	0-0	0-1	2-0	2-1
1906-08						did not play
1908-09	0-0	0-0	1-5	0-1	0-0	1-6
1909-12						did not play
1912-13	0-0	0-0	0-0	2-6	0-0	2-6
1913-14	0-0	0-0	0-0	6-2	0-0	6-2
1914-19						did not play
1919-20	0-0	0-0	3-3	3-5	1-2	7-10
1920-21	0-0	0-0	1-4	3-6	0-0	4-10
1921-22	0-0	0-0	4-2	7-4	0-0	11-6
1922-23	0-0	0-0	5-2	4-5	0-2	9-9
1923-24	0-0	3-0	2-7	4-6	0-0	9-13
1924-25	0-0	0-0	3-4	1-8	0-0	4-12
1925-26	0-0	0-0	4-6	2-5	0-0	6-11
1926-27	0-0	3-6	7-1	7-3	0-0	17-10
1927-28	0-0	2-1	3-3	5-3	0-0	10-7
1928-29	0-0	4-1	7-1	4-3	0-1	15-6
1929-30	0-0	1-2	3-5	6-5	0-1	10-13
1930-31	0-0	2-1	5-7	4-5	0-0	11-13
1931-32	0-0	0-0	4-2	3-4	0-0	7-6
1932-33	0-0	0-0	4-2	5-4	0-0	9-6
1933-34	0-0	0-3	3-3	3-5	0-1	6-12
1934-35	0-0	0-0	0-4	5-4	1-0	6-8
1935-36	0-0	0-0	3-4	7-4	0-0	10-8
1936-37	0-0	0-0	6-0	6-1	1-1	13-2
1937-38	0-0	0-0	6-0	8-2	4-0	18-2
1938-39	0-0	0-0	2-2	4-6	0-1	6-9
1939-40	0-0	0-0	2-4	5-4	0-0	7-8
1940-41	0-0	2-0	4-3	2-8	0-0	8-11
1941-42	0-0	0-0	4-3	4-5	0-0	8-8
1942-43	0-0	0-0	4-2	7-3	0-0	11-5
1943-44	0-0	0-0	8-1	5-2	1-1	14-4
1944-45	0-0	0-0	3-4	6-1	2-1	11-6
1945-46	0-0	1-0	4-6	5-5	0-0	10-11
1946-47	0-0	4-0	4-5	4-5	0-1	12-11
1947-48	0-0	2-4	2-6	5-5	3-1	12-16
1948-49	0-0	4-2	1-7	6-3	0-1	11-13
1949-50	0-0	6-3	4-5	4-4	0-1	14-13
1950-51	0-0	1-5	4-6	2-7	1-1	8-19
1951-52	0-0	3-1	2-6	2-8	0-0	7-15
1952-53	0-0	1-4	3-7	1-6	0-0	5-17
1953-54	0-0	0-5	0-8	2-8	0-1	2-22
1954-55	0-0	2-2	4-8	6-3	0-0	12-13
1955-56	0-0	3-2	4-5	5-4	0-0	12-11
1956-57	0-1	6-2	5-4	7-1	0-0	18-8
1957-58	0-0	5-4	7-2	3-5	0-0	15-11
1958-59	0-0	6-3	4-5	7-1	0-0	17-9
1959-60	0-0	8-1	8-1	5-3	1-1	22-6
1960-61	0-0	4-5	4-5	5-2	0-1	13-13
1961-62	0-0	4-4	3-6	3-5	0-1	10-16
1962-63	1-0	6-0	8-1	6-3	0-1	21-5
1963-64	0-0	5-3	5-3	7-3	0-0	17-9
1964-65	0-0	4-5	6-4	4-2	0-0	14-11
1965-66	0-0	4-5	5-3	4-5	0-0	13-13
1966-67	0-0	5-3	6-3	6-3	0-0	17-9
1967-68	0-0	4-3	3-5	5-4	0-1	12-13