



GEORGIA TECH BASKETBALL 2020-21

ACC Champions 1985, 1990, 1993 • Final Four 1990, 2004 • 16 NCAA Tournament appearances

2020-21 Schedule/Results

N25	GEORGIA STATE	RSN	9 p.m.
N27	MERCER	RSN	8 p.m.
D6	Kentucky#	ESPN	5:30 p.m.
D9	at Nebraska+	ESPN	7:15 p.m.
D15	at Florida State	tba	tba
D18	FLORIDA A&M	RSN	7 p.m.
D20	DELAWARE STATE	ACCN	6 p.m.
D23	at Alabama-Birmingham	CBSSN	7:30 p.m.
D30	NORTH CAROLINA	tba	tba
J3	WAKE FOREST	tba	tba
J6	at Notre Dame	tba	tba
J9	at Louisville	tba	tba
J12	PITTSBURGH	tba	tba
J16	at NC State	tba	tba
J20	CLEMSON	tba	tba
J23	at Virginia	tba	tba
J26	at Duke	tba	tba
J30	FLORIDA STATE	tba	tba
F6	NOTRE DAME	tba	tba
F10	VIRGINIA	tba	tba
F13	at Clemson	tba	tba
F16	BOSTON COLLEGE	tba	tba
F20	at Miami	tba	tba
F23	at Virginia Tech	tba	tba
F27	SYRACUSE	tba	tba
M2	DUKE	tba	tba
M5	at Wake Forest	tba	tba
M9-13	ACC Tournament (Greensboro, N.C.)		

#Holiday Hoopsgiving (State Farm Arena, Atlanta, Ga.); +ACC/Big Ten Challenge
All times Eastern; home games in ALL CAPS
(AP/USA) - rankings in AP/coaches polls at time of game, current rankings for upcoming games (v=receiving votes)

TV: ACC Regional Sports Network

Play-by-play	Tom Werme
Analyst	Brian Oliver
Local outlet	Fox Sports South

RADIO: Learfield IMG College/WCNN-Radio

Play-by-play	Andy Demetra
Analyst	Randy Waters
Engineer	Miller Pope
In Atlanta	680 AM, 93.7 FM
National/SiriusXM	Ch. 383/Internet 973 (GSU), Ch. 371/Internet 371 (Mercer)
Online	GT Gameday App, Ramblinwreck.com
Tuneln	buzz.gt/LiveTuneln

COMMUNICATIONS

GTMBB contact	Mike Stamus
Phone	404-894-5445 (ofc), 404-218-9723 (cell)
E-mail	mstamus@athletics.gatech.edu

SOCIAL MEDIA: #TogetherWeSwarm

Official Twitter	@GTMBB / @GTJoshPastner
Facebook	gtmensbasketball
Instagram	gtmensbasketball

GEORGIA TECH SHOWCASE MTE

Game 1 - Georgia State, Nov. 25, 8 p.m. | Game 2 - Mercer, Nov. 27, 8 p.m.

Jackets Tip Off Georgia Tech Showcase

Georgia Tech begins its 2020-21 season by hosting a two-game multi-team event at McCamish Pavilion against a pair of in-state teams. The Yellow Jackets face crosstown foe Georgia State at 9 p.m. Wednesday night, and Mercer (from Macon, Ga.) at 8 p.m. Friday.

The Panthers and the Bears complete the MTE by facing each other on Dec. 16 at the GSU Sports Arena.

Returning four starters from last year's fifth-place ACC team (17-14 overall, 11-9 ACC), including a pair of All-ACC honorees in guards Jose Alvarado and Michael Devoe, Georgia Tech has its most experienced and deepest roster yet under head coach Josh Pastner, beginning his fifth season on The Flats. The Yellow Jackets won six of their last seven games in 2019-20 and have been picked to finish ninth in the ACC according to the official preseason poll of ACC media.

Georgia State also returns a pair of all-conference honorees - guards Kane Williams and Justin Roberts, who finished No. 1-3 on the team in scoring - from head coach Rob Lanier's first Panther team, which went 19-13 overall and finished fourth in the Sun Belt Conference with a 12-8 record. GSU has been picked to win the East Division of the Sun Belt in 2020-21.

Like Tech and GSU, Mercer is also led by a pair of veteran

GAME INFORMATION

Event/Site	McCamish Pavilion (8,600), Atlanta, Ga.
Series vs. Georgia State	17-2 16-1 at home
Series vs. Mercer	28-17 17-8 at home
Last meeting	12/17/2008 vs. GSU 12/22/2011 vs. Mercer

GEORGIA TECH YELLOW JACKETS

Rankings (AP/coaches/KenPom/NET)	nr nr 65 72
2019-20 record	17-14 overall 11-9 ACC (5th place)
Head coach	Josh Pastner (Arizona, 1997)
Career record/at GT	232-140! (11th yr) 65-67! (4th yr)
Pastner vs. Georgia State / Mercer	0-0 0-0
Next game	Dec. 6 vs. Kentucky (State Farm Arena, Atlanta, Ga.)

! On-court record - 22 wins and 1 loss vacated by NCAA Committee on Infractions

GEORGIA STATE PANTHERS

2019-20 record	19-13 overall 12-8 Sun Belt (T-4th place)
Head coach	Rob Lanier (St. Bonaventure, 1990), 2nd year
Career Record/at GSU/vs. GT	77-83 (6th yr) 19-13 (2nd yr) 0-0

MERCER BEARS

2019-20 record	17-15 overall 11-7 SoCon (4th place)
Head coach	Greg Gary (Tulane, 1992), 2nd year
Career Record/at Mercer/vs. GT	33-59 (4th yr) 17-15 (2nd yr) 0-0

ROSTER AT-A-GLANCE (#indicates last game starters)

10	Jose Alvarado#	G	6-0	179	Jr.	Brooklyn, N.Y.	14.4 ppg	4.0 apg	> All-ACC 3rd-team; 16.1 ppg, 4.3 apg, 2.37 steals/g, 46.5% FG, 35.8% 3pt, 76.4% FT in ACC games
34	Niko Broadway	G	6-3	180	Fr.	Atlanta, Ga.	0.7 ppg	1.3 rpg	> Non-scholarship player in his first year with the program, scored first collegiate points vs. Morehouse
13	Coleman Boyd	G	6-1	173	Fr.	Smyrna, Ga.	1.3 ppg	0.5 rpg	> Non-scholarship player in his first year with the program, scored first collegiate points vs. Hawai'i
0	Michael Devoe#	G	6-5	193	So.	Orlando, Fla.	16.0 ppg	3.9 apg	> All-ACC honorable mention; 14.6 ppg, 3.8 apg, 47.6% FG, 44.2% 3pt, 79.0% FT in ACC games
14	David Didenko	F	6-9	232	So.	Yakutsk, Russia	0.5 ppg	1.0 rpg	> Signed with Tech out of Palm Beach State Community College, played in 6 games
2	Saba Gigiberia	C	7-1	250	Fr.	Tbilisi, Georgia	--	--	> Four-star prospect played senior year at Prolific Prep Academy in Napa, Calif., Findlay Prep in Las Vegas as junior
24	Rodney Howard	F	6-10	241	So.	Ypsilanti, Mich.	1.3 ppg	1.5 rpg	> Transfer from Georgia, played 24 games (2 starts); prepped at Legacy Charter School (Greenville, S.C.)
35	Jehloni James	F	6-8	180	So.	Sugar Hill, Ga.	2.0 ppg	0.0 rpg	> Non-scholarship forward in his second year with the program, played in 1 game last season
11	Tristan Maxwell	G	6-2	209	Fr.	Huntersville, N.C.	--	--	> Consensus N.C. state player of the year, all-time leading scorer and 3-pt shooter at North Mecklenburg HS
45	Shaheed Medlock	G	6-5	196	Sr.	Chicago, Ill.	0.0 ppg	0.0 rpg	> Non-scholarship player in his third year with the program, played in 3 games
23	Jordan Meka	F	6-8	224	Fr.	Yaounde, Cameroon	--	--	> Multi-year all-state performer at Mt. Bethel Christian Acad. (Marietta, Ga.); holds school records in pts, rebs, blks
12	Khalid Moore	F	6-7	203	So.	Briarwood, N.Y.	3.3 ppg	2.1 rpg	> Started 12 games in 2019-20; played in 18 ACC games (10.5 mpg), started 3 games for inj Devoe mid-season
3	Bubba Parham	G	5-10	160	Jr.	Snellville, Ga.	5.2 ppg	2.4 rpg	> Six double-digit games in 2019-20, 3 in ACC games; 25.3 mpg vs. ACC; 40/28 assist/turnover ratio
55	Malachi Rice	G	6-0	186	Jr.	Indianapolis, Ind.	0.0 ppg	0.0 rpg	> Non-scholarship player in his third year with the program, played in 1 game
1	Kyle Sturdivant	G	6-2	198	So.	Norcross, Ga.	2.0 ppg	1.1 rpg	> Transfer from Southern California, played 21 games; all-state performer Norcross High School
4	Jordan Usher#	G/F	6-7	220	Jr.	Canton, Ga.	8.2 ppg	4.4 rpg	> ACC games: 7.7 ppg, 4.4 rpg, 2.2 apg; double figures in 8 games; 75.9% from FT line
5	Moses Wright#	F	6-9	230	Jr.	Raleigh, N.C.	13.0 ppg	7.0 rpg	> ACC games: 13.4 ppg, 6.8 rpg, 50.5% FG, 23 blk; 23 double-figure scoring games

TECH NOTEBOOK

Tech Team Statistics

Category	2019-20	#ACC	*NCAA
Scoring offense	68.6	10	251
Scoring defense	66.4	6	93
Scoring margin	+2.2	9	165
Field goal pct.	.452	4	97
Field goal pct. def.	.399	3	33
3-pt FG pct.	.312	11	285
3-pt FG made	5.2	15	330
3-pt FG pct. def.	.285	1	7
3-pt FG allowed	5.4	--	--
Free throw pct.	.677	14	274
FT made	13.0	8	196
Rebound average	36.4	6	127
Rebound margin	+2.5	7	110
O-Reb per game	9.7	10	195
D-Reb per game	26.7	6	96
Assists per game	13.7	7	123
Assist/TO ratio	0.8	14	295
Turnover margin	-2.4	14	318
Turnovers per game	16.2	15	339
Turnovers forced	13.9	7	123
Blocks per game	4.6	4	33
Steals per game	7.1	7	92
Personal fouls per game	19.1	14	281

#ACC rankings through end of season
**NCAA rankings (353 teams ranked) through end of regular season*

Games Started

Player	Consec.	2019-20	Career	Conf.
Jose Alvarado	1	23	78	47
James Banks III	25	29	55	38
Evan Cole	-	2	12	7
Michael Devoe	9	28	51	37
David Didenko	-	-	-	-
Khalid Moore	-	12	22	10
Shembari Phillips	-	1	31	12
Bubba Parham	-	6	68	37
Asanti Price	-	-	-	-
Kristian Sjolund	-	-	3	3
Jordan Usher	23	23	27	18
Moses Wright	38	31	62	33

**includes starts at previous school*
Career ACC includes ACC Tournament starts

Non-Conference Breakdown

Team	Conf.	Record	Conf.	KP	NET
Delaware State	MEAC	6-26	4-12	346	345
Florida A&M	MEAC	12-15	10-6	314	303
Georgia State	Sun Belt	19-13	12-8	126	134
Kentucky	SEC	25-6	15-3	29	21
Mercer	SoCon	17-15	11-7	198	187
Nebraska	Big Ten	7-25	2-18	162	199
UAB		19-13	9-9	189	205
GT strength of schedule rank (2019-20)				34	30
GT NC strength of schedule rank (2019-20)				58	81

KP - KenPom.com 2019-20, NET - NCAA NET rankings 2019-20
Through end of season

guards in senior Ross Cummings and junior Jeff Gary, who are the top two returning scorers for the Bears under second-year head coach Greg Gary. Mercer went 17-15 overall and finished fourth in the Southern Conference at 11-7, and have been projected to finish fourth again in 2020-21.

Both games this week will be televised regionally on the Atlantic Coast Conference's Regional Sports Network, which includes Fox Sports South in Georgia and 13 Southeastern states. Radio coverage is provided by the Georgia Tech Sports Network by Learfield/IMG College, with flagship station WCNN-Radio (680 AM, 93.7 FM) in Atlanta. The Tech broadcasts can be heard on satellite radio (SiriusXM Ch. 383 for Georgia State, Ch. 371 for Mercer) and the TuneIn app.

Series vs. Georgia State

- The last meeting between Georgia Tech and Georgia State occurred when the NCAA waivers to schools wishing to stage an additional exhibition game to raise money to aid ongoing hurricane relief efforts that year. The Panthers won the game at McCamish Pavilion, 65-58.

- Only seniors Jose Alvarado (0-for-10 FG, 2 points) and Moses Wright (6 points, 5 rebounds) were on the Yellow Jacket team that played in the exhibition vs. the Panthers. Kane Williams is the only current Panther to have played in that game (0 points in 8 minutes).

- Wednesday's meeting begins a three-game series agreed to by the two programs last summer. The Panthers return to McCamish Pavilion in the 2021-22 season, while the Yellow Jackets pay a visit to GSU's home arena in the 2022-23 season.

- Tech and GSU have not played a regular season game since December 17, 2008. The Yellow Jackets won that game, 84-64, and have won 17 of 19 games in a series that dates back to 1970, including the last 14 in a row.

- The Panthers' two wins in the series occurred on March 10, 1973 season at Georgia State (77-73), and January 21, 1976 at Alexander Memorial Coliseum (69-62).

- Georgia Tech has never faced the Panthers' Rob Lanier as a head coach, Lanier, in his second season at Georgia State, also four seasons as head coach at Siena (2001-05). Lanier was an assistant coach for Rick Barnes at Tennessee for all four of the Yellow Jackets' recent meetings against the Volunteers.

- Tech-GSU connections:** Panther assistant coaches Cliff Warren and Chris Kreider both worked at Georgia Tech for former head coach Paul Hewitt. Warren was on the Tech staff from 2000-05 before becoming the head coach at Jacksonville University. Kreider was a graduate assistant from 2007-09.

Series vs. Mercer

- The 45 meetings between Georgia Tech and Mercer are the most for the Yellow Jackets against any non-conference opponent (ACC or SEC) in program history. Among all non-ACC foes, they rank No. 9.

- Tech holds a 28-17 all-time lead in a series that dates back to the 1908-09 season, when the teams' split two games. The first 33 meetings occurred between 1909 and 1944, after which the schools did not face each other for 23 years.

- Tech has won 11 of the 13 games played in the series since 1967, but lost the last meeting, 65-59, on Dec. 22, 2011 at Infinite Energy Arena in Duluth, Ga..

- The teams met in one NCAA Tournament game, a 65-58 Tech win in the first round of the NCAA East Regional at the Omni in downtown Atlanta. It is one of four NCAA Tournament games the Bears have played as a Division I program.

When We Last Met

Georgia Tech finished off its 2019-20 season by winning six of its last seven games, finishing with its first winning record (17-14) since the 2015-16 season, its best Atlantic Coast Conference record (11-9) since the 2003-04 season and its highest ACC regular season finish (fifth) since the 2004-05

Series vs. Georgia State

Georgia Tech leads, 17-2

Home: 16-1, Away: 1-1, Neutral: 0-0

2-17-1970h10 W	101-62	
3-10-1973a L	73-77	
2-2-1974h10 W	73-61	
12-13-1974h10 W	80-74	
1-21-1976h10 L	62-69	
1-10-1977h10 W	74-54	
12-3-1977h10 W	82-55	
2-27-1982h10 W	74-73	
1-19-1983h10 W	64-60	
2-3-1987h10 W	98-74	
1-12-1988h10 W	111-82	
1-10-198919/16h10 W	121-86
11-24-198921/19h10 W	108-83
12-14-199113/13h10 W	90-72
12-12-199213/15h10 W	102-79
12-4-199316/17h10 W	95-65
11-16-200623/21h10 W	103-74
12-5-2007a W	72-67	
12-17-2008h10 W	84-64	
10-28-2017 (exh)h15 L	58-65	

GAME NOTES

TECH NOTEBOOK

Just Georgia Tech, please...

The Georgia Institute of Technology is the official title, but Georgia Tech will work fine, or just Tech (unless you're in Virginia or Texas). We would appreciate it if you would use our name in those ways. Georgia Tech University is incorrect. Thank you.

Georgia Tech Quick Facts

Official Name: Georgia Institute of Technology
Location: Atlanta, Ga.
Enrollment: 35,000
Founded: 1885
Colors: Old Gold and White
Nickname: Yellow Jackets, Ramblin' Wreck
Mascot: Buzz (Yellow Jacket)
Fight Songs: Ramblin' Wreck, White and Gold
Conference: Atlantic Coast (ACC)
Home Arena: McCamish Pavilion (capacity 8,600)
President: Dr. Angel Cabrera
Director of Athletics: Todd Stansbury
Faculty Rep. for Athletics: Dr. Baratunde Cola
Head Coach: Josh Pastner (Arizona, 1997)
 Record at Tech: 65-67 ! (4th season)
 Overall: 232-140 ! (11th season)
 ACC Regular Season: 31-43 !
 ACC Tournament: 0-3
 NCAA Tournament: 2-4
Associate Head Coach: Eric Reveno (Stanford, 1989), 4th season
Assistant Coach: Julian Swartz (Carroll College, 2005), 4th season
Assistant Coach: Anthony Wilkins (Kent State, 2013), 2nd season
Assoc. Dir. of Player Personnel: B.J. Elder (Georgia Tech, 2014)
Director of Operations: Tyler Benson (St. Bonaventure, 2009)
Director of Scouting: Hayden Sheridan (Arizona, 2016)
Player Development Coach: Dr. Dan Taylor (Franklin Pierce, 2002)
Athletic Trainer: Richard Stewart (Salisbury, 2005)
! On-court record (Georgia Tech had 22 wins and one loss during the 2016-17 and 2017-18 seasons vacated by the NCAA's Committee on Infractions.)

Basketball History

105th season: 1st game, Feb. 17, 1906 vs. Auburn
All-time Record: 1,393-1,258 !
Winning/Losing/500 Seasons: 53 / 47 / 4
NCAA Appearances (16): 23-16 record
 1960, 1985, 1986, 1987, 1988, 1989, 1990, 1991, 1992, 1993, 1996, 2001, 2004, 2005, 2007, 2010
Final Fours (2): 1990, 2004
NIT Appearances (8): 10-8 record
 1970, 1971, 1984, 1994, 1998, 1999, 2003, 2016
ACC Championships (3): 1985, 1990, 1993
ACC Regular-Season Titles (2): 1985 (tie), 1996
ACC Regular-Season Record (41st season): 265-385 !
ACC Tournament Record: 26-37
SEC Championships (1): 1938
SEC Regular-Season Titles (1): 1937
SEC Regular-Season Record (1932-64): 201-207
Metro Conference Regular-Season Record (1975-78): 9-10
Metro Conference Tournament Record: 4-3
Record at McCamish Pavilion: 93-50 ! (7th season)
Record at Alexander Memorial Coliseum: 556-194 (55 seasons, 1956-2011)
Record at Philips Arena: 7-11
Record at Arena at Gwinnett Center: 4-1
Record at Georgia Dome: 9-5
All-Time Head Coaches: 14
ACC Head Coaches: 5
All-America Selections: 14 (12 players)
Consensus All-Americans: 2
First-Team All-Americans: 5
National Players of the Year: 1
All-ACC Selections: 52 times (31 players)
ACC Players of the Year: 2
ACC Rookies of the Year: 11
ACC Coaches of the Year: 5 (3 coaches)
ACC Tournament MVPs: 3
ACC All-Freshman Team: 15

season.

Tech finished the season with four consecutive ACC wins, the longest streak for the program since late in 2015-16.

Among the Yellow Jackets top accomplishments in 2019-20 were their first victory in Chapel Hill since 2010, their first victory at Clemson since 2005 and their first season sweep of the Tigers since that 2004-05 season. Tech also knocked off a top-10 team in No. 5 Louisville.

Tech did not play in the ACC Tournament while serving a postseason ban imposed by the NCAA Committee on Infractions.

Tech returned to being one of the nation's top defensive teams while also improving into one of the ACC's better offensive teams. The Yellow Jackets set a program record for three-point defense (28.5 percent), leading the ACC in that category and ranking No. 7 in the nation, and were one of the nation's top-20 teams in defensive efficiency according to KenPom.com.

The Tipoff

- **Late start** - Due to Covid-19, the NCAA pushed back the start of the 2020-21 season to Nov. 25, two weeks later than normal. Division I teams are allowed to play a maximum of 27 games. The ACC will play a 20-game schedule for the second straight year, and teams are allowed a maximum of seven non-conference games. Tech has seven non-conference games scheduled.

- **Looking ahead** - Four of Tech's five starters return for the 2020-21 season. Tech's incoming freshman class of three prospects ranks No. 51 in the nation.

- **Guard's Game** - Starting guards Michael Devoe and Jose Alvarado, expected to be one of the top guard duos in the ACC, if not the nation, for 2020-21, are the first pair of returning guards in Tech history who both received All-ACC recognition the year before since Jarrett Jack and B.J. Elder in 2004-05. Tech's two leading scorers in 2019-20, combined to score 40.7 percent of Tech's points and sink 39.3 percent of their three-point attempts in ACC games, 47 percent overall from the floor. Over the last 11 ACC games of the season, they accounted for 44.3 percent of Tech's scoring, shot 48.7 percent from the floor, 40.6 percent from three-point range and 79.8 percent of their free throws collectively.

- **All-for-ado** - Georgia Tech averaged 69.9 points and shot 46.2 percent from the floor in the 22 games after Jose Alvarado returned to the court from injury Dec. 22. The Yellow Jackets shot 50 percent or better in six of those games.

- **Rise above** - The Yellow Jackets once again outperformed pre-season projections in 2019-20, finishing in fifth place in the ACC after being picked to finish 12th in the official poll of ACC media. Last season, Tech finished 10th in the ACC after being projected to finish no higher than 13th in the pre-season. Tech also outperformed projections in 2016-17, finishing 11th after being picked to finish 14th in Josh Pastner's first season.

- **Never on Tuesday** - Because Georgia Tech dropped the appeal of its postseason ban by the NCAA, it did not play in the ACC Tournament. It is worth noting, however, that the Yellow Jackets' fifth-place regular-season finish would have given them a first-round bye for the first time since the conference expanded to 15 teams.

- **The News at 11** - Tech achieved double-digit ACC wins for the first time since the Yellow Jackets went 13-3 to win the 1995-96 regular season title in the ACC. Tech has won 10 or more ACC games only three times in its 41-year history in the conference.

- **Winning** - Tech's last winning record in the ACC before last season was 2003-04 (9-7), and the Jackets have posted only seven such seasons in 41 years in the league.

- **Home stretch** - Georgia Tech won its final seven home games (six of them ACC games) after starting the season 3-6 within the confines of McCamish Pavilion. Tech's six-game home ACC win streak is its longest since the Jackets went 8-0 at home in the conference in 1995-96.

- **More snacks** - Tech finished 5-5 on the road in

Series vs. Mercer

Georgia Tech leads, 28-17

Home: 17-8, Away: 10-7, Neutral: 1-2

1-8-1909h2	W	28-7
1-15-1909a	L	13-26
2-21-1913h3	L	25-31
2-25-1913a	W	23-19
2-7-1914a	W	30-20
2-13-1914h3	W	31-22
1-16-1920h5	W	30-26
2-13-1920a	W	21-16
1-8-1921h4	L	19-20
1-29-1921a	L	18-41
1-7-1922a	L	26-28
1-20-1922h4	W	44-35
2-26-1922n1	L	14-29
1-6-1923a	L	20-30
1-20-1923h4	W	33-32
3-2-1923n1	L	26-30
1-18-1924h4	L	26-30
1-19-1924a	L	20-36
1-16-1925h7	L	18-23
2-13-1925a	L	21-28
1-23-1932a	L	39-40
2-13-1932h4	L	33-42
1-21-1933h4	W	47-18
2-20-1935a	W	42-28
1-8-1936a	W	59-42
1-15-1936h8	W	46-20
1-9-1937h8	W	53-36
1-17-1938a	W	46-37
1-19-1938h8	W	53-23
1-11-1939h9	L	28-30
1-8-1944h9	W	48-31
2-5-1944a	W	67-34
1-30-1967h10	W	91-57
1-18-1969a	W	67-59
1-28-1974h10	L	85-102
1-4-1975a	W	70-68
1-31-1975h10	W	91-80
3-15-19856/6	n1	W 65-58
12-28-199113/13	h10	W 97-67
12-11-199317/17	h10	W 86-69
11-19-1999h10	W	91-79
11-22-2008 (ot)a	W	82-76
11-27-2009w/25	h10	W 85-74
12-31-2010h10	W	87-78
12-22-2011h13	L	59-66

n1-NCAA East Regional first round (The Omni, Atlanta, Ga.)

TECH NOTEBOOK

Tech's Record

	2019-20	CJP
At home	10-6	50-23
On the road	6-7	13-35
At neutral sites	1-1	2-6
Vs. top-10 opponents	1-3	3-13
Vs. top-25 opponents	1-4	6-22
Vs. teams over .500	13-14	40-58
Vs. teams under .500	1-0	19-6
Vs. teams at .500	3-0	5-2
While in the top 25	0-0	0-0
In November	2-2	14-6
In December	4-5	14-16
In January	4-4	17-17
In February	5-3	10-22
In March/April	2-0	10-5
Wearing white uniforms	9-6	47-23
Wearing gold uniforms	4-5	12-25
Wearing navy uniforms	4-3	7-15
Wearing black uniforms	0-0	0-0
Game is decided by 5 pts./fewer or OT	4-5	15-16
Game is decided by 10/fewer or OT	8-9	30-33
Leading at the half	12-2	49-14
Trailing at the half	5-12	15-52
Tied at the half	0-0	1-0
Leading with 5:00 to play	13-0	56-3
Trailing with 5:00 to play	3-12	6-61
Tied with 5:00 to play	1-2	2-2
In overtime games	1-1	3-2
After a bye in the ACC schedule	1-1	2-3
Tech scores 100 or more points	0-0	0-0
Tech scores 70 or more points	10-4	42-12
Tech scores fewer than 70 points	7-10	23-55
Opponent scores 100 or more points	0-0	0-1
Opponent scores 70 or more	3-9	11-38
Opponent scores fewer than 70	14-5	56-26
Opponent scores fewer than 50	1-0	4-0
Tech shoots 50 pct. or better	6-2	22-7
Opponent shoots 50 pct. or better	0-2	1-13
Opponent shoots under 40 pct.	14-1	49-14
Tech has a higher FG% than opponent	17-7	63-17
Tech has a lower FG% than opponent	0-7	1-47
FG percentage is even	0-0	0-2
Tech has more 3-point FGs	8-5	19-15
Tech has fewer 3-point FGs	4-12	38-42
3-point FGs are even	5-1	9-8
Tech attempts more FT than opponent	9-3	48-19
Tech attempts fewer FT than opponent	8-11	15-43
Free throw attempts are even	0-0	2-4
Tech outrebounds opponent	10-6	35-18
Opponent outrebounds Tech	6-8	24-48
Rebounds are even	0-1	5-1
Tech has fewer turnovers than opponent	5-2	27-17
Tech has more turnovers than opponent	11-12	35-41
Turnovers are even	1-0	4-6
Tech has more assists than turnovers	6-3	37-18
Committing more fouls	9-10	14-39
Committing fewer fouls	8-4	46-20
Fouls are even	0-0	5-7
4/more Jackets score in double figures	8-2	31-15
A Jacket scores 20 or more	11-7	36-31
A Jacket scores 30 or more	0-2	3-2
Scoring more bench points	6-4	29-25
Scoring fewer bench points	10-8	34-37
Bench scoring is even	1-2	2-4

GAME NOTES

the ACC, having defeated NC State, North Carolina, Boston College, Wake Forest and Clemson. The last time Tech won five conference road games was 1995-96 (5-3), when the Jackets finished 13-3 overall and won the ACC regular season title. It is the only other time Tech has won as many as five ACC road games.

- **ACC honors** – Jose Alvarado (All-ACC third team), Michael Devoe (honorable mention All-ACC), James Banks III (ACC All-Defensive team for the second time).

- **Offense catches up to defense** - Tech finished the regular season No. 17 in the nation in defensive efficiency, according to KenPom.com, and with its best rankings in offensive efficiency and adjusted tempo in the Yellow Jackets' four years under Josh Pastner. Tech improved its overall field goal percentage in ACC games over 2018-19 by 3.6 percent, and its three-point rate by 3.5 percent.

- **A make-or-miss game** - After ranking near the bottom of the ACC in shooting over the first three years under Josh Pastner, Georgia Tech finished 2019-20 ranked No. 2 in the ACC in field goal percentage (46.2) against the conference, No. 6 in three-point percentage (34.1) and No. 9 in scoring (69.85). *See chart on page 4.*

- **More balanced** - Tech ranked ninth in the ACC in scoring average in conference games (69.85) and sixth in scoring defense (69.20). The Jackets have typically ranked near the top in defense (average ranking 4.3) and near the bottom in offense (14.3) the last three seasons. Tech also ranked near the middle in offensive (9th) and defensive efficiency (5th) against the league, according to KenPom.com.

- **Clamping down** - Tech won its final six ACC games at home (NC State, Virginia Tech, Louisville, Clemson, Miami, Pittsburgh), holding all five to less than 60 points (57.7 ppg) and limiting them to 36.7 percent shooting from the floor, 18.1 percent from three-point range. *See chart on page 6.*

- **Twelve** - The number of games missed due to injury for Tech players in 2019-20. Tech has had its full roster available for only 15 games. Leading scorer Michael Devoe was sidelined for three games with an injured left foot. Reserve forward Evan Cole missed two games with an ankle sprain. Jordan Usher did not play in the season's first seven games, sitting out as a transfer.

- **Seven** - The number of different starting lineups Tech used in 2019-20. The most frequent has been Jose Alvarado, Michael Devoe, Jordan Usher, Moses Wright and James Banks III, used 18 times in the last 22 games, interrupted only by Devoe's injury that forced him to miss three games. Moses Wright was the only Jacket to start every game.

What's Trending

- Tech went 8-3 over its final 11 conference games in 2019-20.

- Tech finished the season with four straight ACC wins, the Yellow Jackets' longest streak under Josh Pastner and the longest since they won four straight late in the 2015-16 season.

- Tech finished the regular season No. 72 in the NCAA NET rankings and No. 65 in KenPom.com.

- Tech finished the regular season No. 16 in the nation in defensive efficiency, according to KenPom.com, and with its best rankings in offensive efficiency and adjusted tempo in the Yellow Jackets' four years under Josh Pastner. Tech improved its overall field goal percentage in ACC games over 2018-19 by 3.6 percent, and its three-point rate by 3.5 percent.

- Tech held 15 opponents under 40 percent from the floor in 2019-20, including eight ACC opponents (Clemson shot 35 percent), and held 12 foes under 30 percent from three-point range (seven ACC teams).

- Tech finished the season with a program record in 3-point field goal percentage defense (28.5 pct.), beating the 2004 Final Four team mark of 29.74 pct. ACC foes shot 29.2 percent against the Jackets, just shy of the mark of 29.0 percent yielded by the 2007-08 team.

- Tech hit 51-of-136 (37.5 percent) of its three-point

A Make-or-Miss Game

Georgia Tech's offensive rankings vs. the ACC under Josh Pastner

Year	PPG	FG Pct.	3pt FG Pct.
2019-20	69.9 (9)	.462 (2)	.341 (6)
2018-19	60.7 (15)	.426 (8)	.306 (12)
2017-18	63.6 (14)	.419 (12)	.312 (15)
2016-17	65.1 (14)	.434 (14)	.309 (15)

attempts over its final nine games. The Jackets hit 34.1 percent from distance in ACC games this season, which ranked No. 6 in the conference.

- Over its last 11 ACC games (8-3 record), Tech averaged 69.7 points, shot 45.7 percent from the floor, and 34.7 percent from three-point range. The Jackets also had a plus-4.4 scoring margin and a plus-5.1 rebound margin, and scored 15.1 points per game from the foul line. Opponents shot 39.6 percent from the floor, 24.1 percent from three-point range.

- Among ACC teams (according to KenPom.com), Tech ranks No. 4 in effective field goal percentage (51.1) against the league, the Yellow Jackets' highest ranking in that category since they were No. 2 in 2010 (49.0). They also finished No. 9 in offensive efficiency (99.5).

- The Jackets ranked No. 2 in percentage of points scored on two-point field goals (57.3), after having been the No. 1 team in the ACC in that category in the first three years under Josh Pastner. Tech ranked No. 11 nationally in all games (58.5 pct.).

- Tech exceeded 100 points per 100 possessions 11 times, eight of those games coming after the start of January. In its last seven games, Tech exceeded 100 against Notre Dame (first meeting), Virginia Tech, Wake Forest and Pittsburgh (second meeting).

- Tech finished the regular season ranked No. 17 nationally in defensive efficiency according to KenPom.com (91.8 points per 100 possessions), No. 10 nationally in effective defensive field goal percentage (44.7) and No. 5 in three-point field goal defense (28.5).

- Tech held 15 opponents under 40 percent from the floor (eight ACC opponents) in 2019-20, and 12 under 30 percent from three-point range (seven ACC opponents).

- Tech's adjusted tempo was 70.1 possessions per game according to KenPom.com (No. 87 in the nation), its best rate and ranking in Josh Pastner's four years at Tech. The Yellow Jackets' tempo in league play (69.7) was the fourth-highest, hitting 70 or more in five of the last seven games (Louisville, Wake Forest, Syracuse, Clemson, Miami), and 17 times overall this season.

- Tech has reached 70 possessions per game over the course of a full season only five times since 1997, the first year KenPom kept track - 1997-98 (72.3), 2000-01 (72.1), 2001-02 (70.5), 2008-09 (70.5) and 2019-20 (70.1).

- Two fouls in the first half? No problem. Georgia Tech ranked No. 1 in the nation, according to KenPom.com, in 2-fourth participation, a measure of percentage of available minutes played by players with two fouls (68.7 percent for Tech). The Jackets led the nation in this category in 2018-19, were fourth in 2017-18 and 35th in 2016-17.

- In all games this season, Tech averaged 71.6 points on the road, 66.4 at home.

- Tech limited its last seven straight home opponents to fewer than 60 points, going back to the Yellow Jackets' 64-58 win over NC State on Jan. 25. In those seven games, Tech's foes averaged 57.1 points, shot 38 percent from the floor overall, 20.7 percent from three-point range.

- Tech won the rebounding battle 11 times and held even twice in 16 games after the beginning of January. The Jackets finished the season plus-58 on the boards in ACC games,

TECH NOTEBOOK

Tech Highs and Lows Under Josh Pastner

Longest winning streak: 4 games (2016-17, 2017-18, 2019-20)
Longest ACC winning streak: 4 games (2019-20)
Longest losing streak: 7 games (2017-18, 2018-19)
Longest ACC losing streak: 7 games (2017-18, 2018-19)
Most points scored in a game: 96 vs. Tusculum, 2/7/17; at North Carolina, 1/4/20
Most points scored - ACC opponent: 96 at North Carolina, 1/4/20
Fewest points scored in a game: 42 vs. Clemson, 2/6/19
Fewest points scored - ACC opponent: 42 vs. Clemson, 2/6/19
Most points allowed in a game: 110 at Duke, 1/4/17
Most points allowed - ACC opponent: 110 at Duke, 1/4/17
Fewest points allowed in a game: 40 vs. Florida A&M, 12/9/18
Fewest points allowed - ACC opponent: 51 vs. Syracuse, 1/31/18
Largest margin of victory: 38 vs. Tusculum (96-58), 2/7/17
Largest margin of victory - ACC opponent: 22 vs. Florida State (78-56), 1/25/17
Largest margin of victory - road game: 19 (71-52) at Boston College, 1/11/20
Largest margin of victory - ACC road game: 19 (71-52) at Boston College, 1/11/20
Largest losing margin: 53 (110-57) at Duke, 1/4/17
Largest losing margin at home: 34 (97-63) vs. Syracuse, 12/18/19
Largest losing margin - ACC opponent: 53 at Duke, 1/4/17
Most points allowed in a win: 83 at North Carolina (96-83), 1/4/20
Most points scored in a loss: 81 vs. Wright State, 12/22/17
Fewest points scored in a win: 52 vs. Northwestern (52-51), 11/28/17
Fewest points allowed in a loss: 52 vs. Virginia Tech (52-49), 1/9/19
Largest deficit overcome to win a game: 15 vs. Boston College (7-03-1st), 2/11/17; at NC State (4-01-1st), 11/5/19
Largest 2nd-half deficit overcome to win a game: 9 vs. NC State (17-15), 3/1/18; vs. Prairie View A&M (16-49), 11/23/18; at Hawai'i (16-11), 11/25/19
Largest deficit overcome to win a road game: 15 (4-01-1st) at NC State, 11/5/19
Largest lead given up in a loss: 16 (15:06-2nd half) vs. St. John's, 12/1/18
Largest 2nd-half lead given up in a loss: 16 (15:06-2nd half) vs. St. John's, 12/1/18
Highest FG pct.: 59.5 (25-42) at Syracuse, 1/12/19
Highest FG pct. - ACC opponent: 59.5 (25-42) at Syracuse, 1/12/19
Lowest FG pct.: 27.1 (16-59) vs. Florida State, 2/16/19
Lowest FG pct. - ACC opponent: 27.1 (16-59) vs. Florida State, 2/16/19
Highest 3-pt pct.: 62.5 (10-16) at NC State, 1/15/17
Highest 3-pt pct. - ACC opponent: 62.5 (10-16) at NC State, 1/15/17
Most 3-pt FG: 12 vs. Lamar, 11/9/2018
Most 3-pt FG - ACC opponent: 11, at Virginia Tech, 2/13/19
Lowest 3-pt pct.: 10.0 (1-10) vs. Miami, 1/3/18, (1-10) vs. Louisville, 1/19/19
Lowest 3-pt pct. - ACC opponent: 10.0 (1-10) vs. Miami, 1/3/18, (1-10) vs. Louisville, 1/19/19
Highest FG pct. allowed: 59.3 (32-54) at Florida State, 1/24/18
Highest FG pct. allowed - ACC opponent: 59.3 (32-54) at Florida State, 1/24/18
Lowest FG pct. allowed: 21.6 (16-74) vs. Elon, 11/11/19
Lowest FG pct. allowed - ACC opponent: 28.2 (20-71) vs. Florida State, 1/25/17
Highest 3-pt pct. allowed: 60.0 (12-20) at Louisville, 2/8/18
Highest 3-pt pct. allowed - ACC opponent: 60.0 (12-20) at Louisville, 2/8/18
Lowest 3-pt pct. allowed: 6.7 (1-15) at Hawai'i, 11/25/19
Lowest 3-pt pct. allowed - ACC opponent: 9.5 (2-21) vs. Duke, 1/26/19
Highest FT pct.: 95.2 (20-21) vs. Coppin State, 12/27/17
Lowest FT pct.: 28.6 (2-7) vs. Notre Dame, 3/12/19
Most free throws made: 29 vs. Wake Forest, 2/19/20
Most free throws attempted: 39 vs. Wake Forest, 2/19/20
Fewest free throws made: 2 at Miami, 2/15/17; at Duke, 1/26/19; vs. Notre Dame, 3/12/19; at Kentucky, 12/14/19
Most assists: 29 vs. Kennesaw State, 12/28/18
Fewest assists: 5 at Georgia, 12/19/17, at Tennessee, 11/13/18, at Florida State, 2/2/19, vs. Boise State, 12/22/19
Most turnovers: 24 vs. Arkansas, 11/25/19; Ball State, 12/18/19
Fewest turnovers: 5 at Notre Dame, 2/1/20
Most blocked shots: 16 vs. Southern, 11/14/16 (Tech record)
Most steals: 15 vs. North Carolina, 12/31/16, at Syracuse, 1/13/19

averaging 2.9 per game more than their opponents.

Personnel Trends

- **Big miss** - Jose Alvarado averaged 15.2 points (45.9 FG pct., 34.9 3-pt pct.), 4.1 assists and 2.4 steals in 21 games since his return from an ankle injury on Dec. 22. He has scored 20 or more points seven times.

- **1K** - Alvarado became the the 45th Georgia Tech player to cross the 1,000-point career milestone with his first basket against Pittsburgh on March 4. The junior, who has missed 16 games to injury in his career, has 1,021 points.

- **Looking for 1K** - Michael Devoe begins his junior season needing 242 points to join Alvarado in the 1,000-point club. Moses Wright has a little farther to go, needing 305.

- **High clip** - Devoe enters his junior year with career norms of 44.4 percent from the floor, 41.1 percent from three-point range and 73.1 percent from the foul line. The Orlando, Fla., native shot 47.6 percent overall last season, 42.7 percent from three-point range and 75 percent from the line. He hit 44.2 percent of his threes in ACC games.

- **The Brooklyn Burglar** - Alvarado led the ACC in steals in conference games (2.37 per game). He set a Tech record back on Jan. 25 with nine against NC State, snapping the mark of eight set by another Brooklyn native, Kenny Anderson. Alvarado also had seven against Miami on Feb. 29 and six against North Carolina on Jan. 4.

- **Wright stuff** - Moses Wright scored 10 or more in all but seven games last season, and doubled his scoring and rebounding averages over his sophomore season. He ranked 16th in the ACC in scoring, 14th in rebounding and third in field goal percentage. Until his 33 points at Syracuse, Wright had scored 20 or more in a game only once this season (22 at North Carolina on Jan. 4).

- Alvarado, Devoe and Wright all ranked among the ACC's top 25 in scoring average in conference games and among the top 15 in field goal percentage.

- Alvarado ranked No. 8 in the ACC in scoring, No. 6 in field goal percentage, No. 8 in assists and No. 1 in steals in conference games.

- Alvarado and Devoe combined to score 40.7 percent of Tech's points and sink 39.3 percent of their three-point attempts in ACC games, 47 percent overall from the floor. Over the aforementioned 11 ACC games, they have accounted for 44.3 percent of Tech's scoring, shot 48.7 percent from the floor, 40.6 percent from three-point range and 79.8 percent of their free throws collectively.

- Jordan Usher scored in double digits eight times last season. Tech went 6-2 in those games. Four of those double-digits games occurred over Tech's last seven games. He returns for 2020-21.

Pastner's Key Metrics

- **Assists to made field goals:** Tech assisted on 53.3

Georgia Tech By the Numbers

1	SEC Championships
1	NCAA Post-Graduate Scholar
1	Naimsmith Award winner
2	Final Four appearances
2	ACC regular-season titles
2	ACC Players of the Year
2	National Freshmen of the Year
3	ACC Championships
3	Years a Member of the Metro Conference
5	First-team All-America players
6	Jersey numbers retired
6	Academic All-Americans
7	NCAA Sweet 16 appearances
8	Wins over teams ranked No. 1
8	NBA lottery picks
12	ACC Rookie of the Year honorees
14	Head coaches in program history
16	NCAA Tournament berths
19	NBA first-round draft picks
24	Total postseason berths (NCAA and NIT)
32	Years a Member of the SEC
40	Years a Member of the ACC
47	Players taken in the NBA Draft
49	Players selected All-ACC
228	Weeks ranked in either AP or Coaches Poll

percent of its field goals in 2019-20, well above the national average of 51.5. Tech's nightly goal is to assist on 60 percent, which the Jackets met 16 times in 2019-20. Tech assisted on 58.0 percent of its field goals vs. ACC teams last season, the second-best rate in the conference.

- **Free throws made to opponents' attempts:** Tech's goal each night is to make more free throws than the opponent attempts. Against ACC foes, the Jackets hit 69 percent and scored 13.4 points per game from the line, and ranked No. 2 in the conference in ratio of free throw attempts to field goal attempts (35 percent).

- **Turnovers:** The Yellow Jackets turned the ball over more than their opponent in 22 of 31 games last season. The Jackets averaged 16.2 on the season, forcing 13.9. Target each night is to commit 11 or fewer, which Tech met three times in 2019-20. More telling for Tech under Josh Pastner is that when Tech has committed fewer turnovers than its opponent, it is 27-17. When it has committed more, it is 33-41.

- **Guard rebounding:** Tech's perimeter players corralled 52.7 percent of its defensive rebounds (435 of 825).

Tech's Dynamic Duo

Tech All-Time vs. the ACC

Opponent	Overall	in ACC	Tourney	In McCamish Pavilion	In Opponent Current Venue	Current Streak
Boston College	16-12	12-11	1-3	2-1	4-6	Won 2
Clemson	65-73	37-50	4-1	4-4	9-39	Won 2
Duke	23-74	19-62	3-7	0-3	5-36	Lost 13
Florida State	29-43	19-29	0-2	1-3	8-16	Lost 4
Louisville	14-22	1-7	--	1-3	0-3	Won 1
Miami	10-14	8-13	0-1	2-3	3-6	Won 1
North Carolina	25-69	23-55	5-4	0-4	5-25	Won 1
NC State	43-57	35-43	3-3	2-3	6-11	Won 4
Notre Dame	11-12	5-10	0-1	5-2	1-8	Lost 4
Pittsburgh	9-5	4-5	0-1	3-1	1-3	Won 1
Syracuse	6-7	4-5	--	2-2	2-4	Lost 2
Virginia	40-43	38-42	5-5	2-3	1-8	Lost 6
Virginia Tech	7-20	6-16	1-3	2-4	1-10	Won 1
Wake Forest	44-40	43-38	0-4	5-0	9-20	Won 3

GAME NOTES

TECH NOTEBOOK

The Last Time a Jacket...

Scored 30 or more points:

Michael Devoe, 34 vs. Georgia, 11/20/19

Led Tech in scoring off the bench:

Evan Cole, 16 vs. USC Upstate, 1/2/19

Grabbed 15 or more rebounds:

James Banks III vs. Duke, 1/8/20

Had 10 or more assists:

Josh Heath, 10 vs. NC State, 1/15/17

Had a double-double:

James Banks III (13 pts/15 reb) vs. Miami, 2/29/20

Played 40 minutes in regulation:

Jose Alvarado at Wake Forest, 2/19/20

Played every minute of an overtime game:

Michael Devoe (45 minutes/1 OT) vs. Boston College, 3/3/19

Played every minute of a multiple-OT game:

Matt Harpring (50 minutes/2 OT) vs. North Carolina, 2-8-98

The Last Time the Jackets...

Scored 100 or more points:

vs. Green Bay (107-77) on 11/19/15

Scored 100 or more points in regulation:

vs. Green Bay (107-77) on 11/19/15

Scored 100 or more points in consecutive games:

vs. Jackson State (100-70) on 11/13/06, Georgia State (103-74) on 11/16/06

Scored 100 or more points twice in one season:

vs. Cornell (116-81), 11/13/15, Green Bay (107-77) on 11/19/15

Allowed 100 or more points:

vs. Duke (110-57) on 1/4/17

Allowed 100 or more points in regulation:

vs. Duke (110-57) on 1/4/17

Shot 60 percent or better:

.603 (47-78) vs. Cornell, 11/13/15

Failed to make a three-point basket:

0-for-12 vs. Virginia, 1/22/15

Did not allow a three-point basket:

0-for-11 vs. Pittsburgh, 3/5/16

Failed to make a free throw:

0-for-6 vs. Duke, 1/7/14

Grabbed 50 or more rebounds:

50 vs. Arkansas, 11/26/15

Two players had a double-double:

James Banks III (14 pts/15 reb) and Moses Wright (12/10) vs. Duke, 1/8/20

Two players had 10 or more rebounds:

James Banks III (15) and Moses Wright (10) vs. Duke, 1/8/20

Had 25 or more assists:

29 vs. Kennesaw State, 12/28/18

Blocked 10 or more shots:

10 vs. Pittsburgh, 3/4/2020

Had 15 or more steals:

15 at Syracuse, 1/12/19

Had fewer than 10 turnovers:

5 at Notre Dame, 2/1/20

Had five or more players in double-figures in points:

5 players (all 5 starters) at NC State, 11/5/19

Had no player score 10+ points:

Virginia (57-28 loss), 1/22/15

Allowed no player to score 10+ points:

Hawaii (73-40 win), 12/25/19

Had no player play 30 minutes:

Morehouse (82-54 win), 1/28/20

Won by 30 or more points:

Kennesaw State (87-57), 1/28/18

Won by 40 or more points:

Kentucky State (98-50), 1/30/10

Won by 50 or more points:

Winston-Salem State (97-46), 1/3/07

Lost by 30 or more points:

Syracuse (97-63), 12/7/19

Played an overtime game:

vs. Arkansas (lost 62-61), 11/25/19

Defeated a Top 10 team:

#5/5 Louisville (64-58), 2/12/20

Defeated a Top 25 team:

#5/5 Louisville (64-58), 2/12/20

Defeated a Top 10 team on the road:

#7/7 Syracuse (67-62), 3/4/14

Defeated a Top 25 team on the road:

#23/23 Miami (70-50), 1/28/15

Had a game postponed:

Boston College (in Atlanta), 2/12/14 (weather)

Had a game cancelled:

Fordham (in Atlanta), 11/27/10 (weather)

in 2019-20, with a fourth hovering just under double digits, but it could be argued that no team in the ACC, perhaps beyond Syracuse, relied more on its guards than did the Yellow Jackets.

Starting guards Michael Devoe and Jose Alvarado, Tech's two leading scorers, accounted for 40.7 percent of the Yellow Jackets' points in ACC games, including 44.3 percent over Tech's last 11 conference games.

In the 21 games that both played (Alvarado missed seven games, Devoe three due to injury), they accounted for 42.1 percent of the Jackets' scoring.

In ACC games, Alvarado and Devoe ranked No. 8 and 12, respectively, in the ACC in scoring, No. 8 and 11 in assists, No. 6 and 5 in field goal percentage, and No. 10 and 12 in minutes.

Combined, they shot 47 percent from the floor in conference games, 39.3 percent from three-point range and 77.6 percent from the free throw line.

Said Pittsburgh head coach Jeff Capel after Tech's March 4 victory: *"Alvarado really gave them a great start. He plays with such great energy and is so competitive. I think he really understands how to play the position. Obviously, Devoe has played as well as any guard in the league this year. He has such a unique game in his ability to score with the basketball, to do it at his pace."*

Build the Wall

Due to its ability to play both zone and man-to-man and keep opponents off-balance, Georgia Tech has been able to rely on its mixture of defenses to win games over Josh Pastner's first four seasons at Georgia Tech.

According to KenPom.com, Georgia Tech ranked No. 16 nationally in defensive efficiency in 2019-20 (91.8 points/100 possessions), its best ranking since 2016-17 (No. 6).

Broken down, Tech ranks No. 10 in effective defensive field goal percentage (44.7), No. 45 in two-point field goal defense (45.7) and No. 5 in three-point defense (28.5).

Tech held four opponents to their lowest offensive efficiency of the season, including two of its foes in Hawaii - Elon, Arkansas, Nebraska, Boise State. Seven other foes had one of their five lowest ratings against the Jackets.

Balancing Act

Georgia Tech has lived and succeeded by playing excellent defense during its four years under Josh Pastner, but once the Yellow Jackets had their entire roster available, they demonstrated efficient and sometimes potent offense as well.

Without relying a great deal on three-point shooting, Tech increased its tempo last season to a four-year high under Pastner, 70.1 possessions per game according to KenPom.com (No. 87 in the nation). Tech hit 70 or more possessions in five of its last seven ACC games, and the Yellow Jackets' tempo in league play (69.7) was the fourth-highest.

Against ACC teams (according to KenPom.com), Tech ranked No. 4 in effective field goal percentage (51.1), the Yellow Jackets' highest ranking in that category since they were No. 2 in 2010 (49.0).

Though the Jackets relied heavily on their starting guards Jose Alvarado and Michael Devoe for scoring, they did the majority of it inside the three-point line along with post players James Banks III and Moses Wright, Tech ranked No. 2 in conference games in percentage of points scored on two-point field goals (57.3), after ranking No. 1 in the ACC in that category each of the three previous seasons under Josh Pastner. Tech ranked 11th nationally in all games (58.5 percent).

Tech exceeded 100 points per 100 possessions 11 times, eight of those games coming since Jan. 4 at North Carolina, which was the Jackets' highest efficiency rating of the season (132.2). Tech exceeded 100 in four of its last 10 games (Notre Dame, Virginia Tech, Wake Forest, Pittsburgh).

Assisted Living

Georgia Tech coach Josh Pastner preached and prodded

Defend the Home

Georgia Tech's last six home ACC opponents

Opponent	Pts	Field Goals	3pt FG	TO	Eff*
NC State	58	.386 (22-57)	.222 (4-18)	14	85.2
Virginia Tech	57	.382 (21-55)	.174 (4-23)	10	86.0
Louisville	58	.339 (19-56)	.125 (3-24)	16	83.0
Clemson	59	.414 (24-58)	.100 (2-20)	16	83.2
Miami	57	.367 (22-60)	.118 (2-17)	17	79.7
Pittsburgh	57	.309 (17-55)	.429 (6-14)	18	82.6
Averages	57.7	.367 (125-341)	.181 (21-116)	15.1	83.3

*KenPom.com

his Yellow Jackets on ball and player movement and hard cutting from the first time he got his team on the practice court. His primary measuring stick on how well the Jackets perform offensively is their ratio of assists to made field goals.

Tech again was one of the nation's better teams in assists to made field goals (No. 140 nationally at 53.3 pct.). In ACC games, Tech has assisted on 58.0 percent, the second-best figure in the conference.

Pastner's nightly goal is 60 percent. The national average was 51.5 percent.

Tech finished last season No. 49 in 2018-19 at 57.6 percent (56.4 pct. in ACC games), well above the national average (52.1 pct.) in that category. In Pastner's first season, the Yellow Jackets ranked 13th nationally at 62.6 percent, the team's highest rate since the 2000-01 season. Tech's number was 63.2 percent in ACC games.

Tech's top assists-to-made field goals ratios: 1987-88 - 68.3; 1988-89 - 65.9; 1986-87 - 65.8; 1992-93 - 65.0; 1985-86 - 64.8; 2000-01 - 62.9; 1999-00 - 62.9; 2016-17 - 62.6

All in for Alvarado

Point guard Jose Alvarado, recruited to Georgia Tech primarily for his winning attitude and determination, was given the green light by head coach Josh Pastner to handle the position as a freshman, sink or swim. He has developed into Tech's engine and leader on the floor, earning third-team All-ACC honors as a junior.

The Brooklyn native, the first Tech player from the New York area in nearly 20 years, had missed seven full games and most of an eighth with a right ankle sprain suffered before the Jackets' played their second game of the season against Elon. He returned to the court for the Diamond Head Classic in Hawaii in late December.

After Alvarado's return, the Jackets exceeded 100 points per 100 possessions eight times, averaged 69.9 points per game and shot 46.2 percent from the floor.

He was Tech's leading scorer in ACC games at 16.1 points per game (8th in the ACC) while converting on 46.5 percent of his shots from the floor (6th ACC) and 35.8 percent from three-point range. He led the ACC in steals (2.37) and ranked eighth in assists (4.50) in conference games.

The 6-foot junior exceeded 20 points seven times over his last 17 games, including 26 in a win over NC State and 25 each against North Carolina and Notre Dame (Feb. 1), 22 at Wake Forest on Feb. 19.

In Tech's last 11 games, he shot 46.9 percent from the floor, 36.5 percent from three-point range while averaging 18.2 points per game.

Alvarado has posted 51 double-figure scoring games in his career, 16 times scoring 20 or more. And the playmaker has averaged more than 34 minutes per game, with 15 complete 40-minute games.

• **Said Pittsburgh coach Jeff Capel:** *"He's always challenging. He's good, he's really confident. He plays with great spirit. He looks like he loves to play basketball. He looks like he loves to compete, not just play basketball. He loves to figure out*

TECH NOTEBOOK

Tech Alumni in the NBA

Player	Team
Derrick Favors	New Orleans Pelicans
Josh Okogie	Minnesota Timberwolves
Iman Shumpert	Brooklyn Nets
Thaddeus Young	Chicago Bulls

Tech Alumni Elsewhere

Player (years at Tech)	Current Team
Tony Akins (1998-2002)	SK Knights (South Korea)
Brandon Alston (2017-19)	Team Ethingen Urspring (Germany)
Alade Aminu (2005-09)	Polski Cukier Torun (Poland)
James Banks III (2018-20)	Hapool Beer Sheva (Israel)
Will Bynum (2004-06)	Bivouac/Big 3 (USA)
Demarco Cox (2014-15)	Quimper (France)
Mouhammad Faye (2006-08)	Promithias (Greece)
Marcus Georges-Hunt (2012-16)	Guangzhou (China)
Dion Glover (1997-99)	Bivouac/Big 3 (USA)
Trae Golden (2013-14)	Bahcesehir Koleji Istanbul (Turkey)
Abdoulaye Gueye (2014-19)	Ashdod (Israel)
Josh Heath (2014-17)	Leuven Bears (Belgium)
Kammoon Holey (2011-14)	MBC Mykolaiv (Ukraine)
Jarrett Jack (2002-05)	Sioux Falls Skyforce (G League)
Tadic Jackson (2014-18)	Sentjurj (Slovenia)
Ben Lammers (2014-18)	ALBA Berlin (Germany)
Gani Lawal (2007-10)	Fukuoka Rizing (Japan)
Anthony McHenry (2001-05)	Shinshu BW (Japan)
Daniel Miller (2009-14)	Sendai 89ers (Japan)
Charles Mitchell (2014-16)	Niigata Albirex (Japan)
Anthony Morrow (2004-08)	Bivouac/Big3 (USA)
Zachery Peacock (2006-10)	JL Bourg (France)
Glen Rice, Jr. (2009-12)	Juventus (Lithuania)
Robert Sampson (2013-15)	CSM Focsani (Romania)
Avi Schafer (2017-19)	Mikawa Sea Horses (Japan)
Adam Smith (2015-16)	Ionikos Nikias (Greece)
Jeremis Smith (2004-08)	Biqua (Uruguay)
Quinton Stephens (2013-17)	Leyma Basquet Coruna (Spain)
James White (2015-16)	Ural Ekaterinburg (Russia)

Former Tech Players in Coaching

Player (years at Tech)	Current Position
Kenny Anderson (1989-91)	*Fisk University
Ty Anderson (2006-09)	+Jacksonville State
Rod Balaris (1990-94)	#Notre Dame
Anthony Byrd (1981-84)	*Knightdale (N.C.) HS
Shaun Feih (1999-2001)	#Brooklyn Nets
Dion Glover (1997-98)	#Grand Rapids (NBA G-League)
Maurice Miller (2007-11)	*Arlington HS (Memphis)
Winston Neal (1999-01)	*Columbia State (Tenn.)
Mark Price (1982-86)	Denver Nuggets
Fred Vinson (1992-94)	#New Orleans Pelicans
Mfon Udofia (2009-13)	#College Park (NBA G-League)

Former Tech Coaches in Coaching

Coach (years at Tech)	Current Position
Amir Abdur-Rahim (2011-12)	*Kennesaw State
Sherman Dillard (1988-94)	#Iowa
Chad Dollar (2011-16)	#Georgia
Bruce Evans (2012-16)	#North Florida
Brian Gregory (2011-16)	*South Florida
Tavaras Hardy (2016-18)	*Loyola-Maryland
Tom Herrion (2014-16)	#South Florida
Chris Kreider (2007-09)	#Georgia State
Robert McCullum (2010-11)	*Florida A&M
Mamadou N'Diaye (2014-16)	#San Francisco
Billy Schmidt (2011-14)	+Chicago Bulls
Cliff Warren (2000-05)	#Georgia State
Charlton Young (2005-09)	#Florida State

*head coach; #assistant coach; +other staff

how to beat you, how to get under your skin, how to motivate the team."

Getting it Wright

The best player development story in Georgia Tech's program is that of junior forward Moses Wright, who played only one year of high school basketball and was not rated at all coming out of high school.

One of the most improved players in the ACC, Wright was remarkably consistent as a junior. He failed to reach double figures in scoring only eight times, and never in back-to-back games until the final three games of the season. He doubled his scoring and rebounding averages over his sophomore season, and was the only Jacket to play and start every game in 2019-20.

The 6-9 Raleigh, N.C., native finished No. 3 on Tech's scoring chart (13.0 ppg overall, 13.4 ppg vs. ACC) chart and No. 2 in rebounding (7.0 rpg, 6.8 vs. ACC). He connected on 53.1 percent of his shots from the floor (3rd in the ACC), 50.5 percent in ACC games (4th). He ranked No. 14 in the ACC in rebound average.

Wright had seven double-doubles in 2019-20, four of them in ACC games against Florida State, Duke, Boston College and Syracuse (33 points, 10 rebounds on Feb. 22). He also posted double-doubles against Houston and Kentucky.

He made the all-tournament team at the Diamond Head Classic, averaging 17.7 points and 7.3 rebounds while connecting on 63.6 percent of his field goal tries, earning him ACC Player of the Week honors.

Wright's Historic Game at Syracuse

Moses Wright posted a historic performance for a Georgia Tech player in a close defeat Feb. 22 at Syracuse, scoring 33 points with 10 rebounds in the Yellow Jackets' 79-72 loss to the Orange. The 33 points tied the third-most ever recorded by a Tech player in an ACC road game, and were the most for a Jacket in an ACC road game in nearly 20 years. He beat his previous career best by eight points, having scored as many as 20 points only twice in his career previously.

The 6-9 junior made 14 of 17 field goal attempts in the game, with the 14 field goals the third-most ever by a Tech player against an ACC team.

Wright posted his seventh double-double this season, but this one was the first by a Tech player to involve 30 or more points since Josh Okogie's 35-point, 14-rebound game against Florida State on Jan. 22, 2017.

TOP PERFORMANCES - ACC ROAD GAMES

- Dennis Scott - 36 at Wake Forest, 1/6/1990
- Dennis Scott - 36 at Duke, 1/28/1990
- Duane Ferrell - 34 at Clemson, 3/5/1988
- Dennis Scott - 33 at North Carolina, 2/28/1990
- Kenny Anderson - 33 at Virginia, 2/19/1991
- Tony Akins - 33 at Florida State, 2/21/2000
- MOSES WRIGHT - 33 at Syracuse, 2/22/2020**

Sophomore Surge

Sophomore guard Michael Devoe, the highest-rated high school prospect Georgia Tech has recruited under Josh Pastner, steadily improved over the course of his freshman season and has made a quantum leap for the Yellow Jackets as a sophomore.

The Orlando, Fla., native led the ACC in scoring through the month of November, and finished No. 7 at 16.00 points per game and No. 5 in field goal percentage (47.6).

Devoe scored 20 or more points in 10 games this season, including a career-best 34 in a loss to Georgia that earned him ACC Player of the Week honors, and reached double figures in all but five games.

He topped the NCAA rankings in three-point shooting early in the season, and made 42.7 percent for the season,

Offense/Defense Under Pastner

Source: KenPom.com. Nat'l rank in parentheses.

Year	Pace	Off. Eff.	Def. Eff.
2019-20	70.0 (88)	103.0 (171)	91.8 (16)
2018-19	66.8 (225)	101.7 (228)	96.5 (43)
2017-18	66.1 (227)	103.6 (197)	98.7 (61)
2016-17	68.2 (179)	100.0 (259)	91.0 (6)

44.2 percent in ACC games. After a shooting slump gripped him in December prior to ACC play resuming, he hit 32-of-72 shots from three-point range (44.4 percent) in his last 17 games after going 2-for-19 in the four games prior.

As a freshman, Devoe connected on 43.8 percent of his three-point tries in ACC games and averaged 35.4 minutes (10th-most). He hit 32-of-68 (47.1 pct.) three-point tries in his last 15 games.

Jackets Add Three Freshmen

Georgia Tech filled all three of its available scholarships during the early signing period, signing four-star 7-1 center **Saba Gigiberia**, three-star 6-2 guard **Tristan Maxwell** and three-star 6-9 forward **Jordan Meka**.

Gigiberia, originally from Tbilisi in the Republic of Georgia, attended Prolific Preparatory School in Napa, Calif., after a year at Findlay Prep in Las Vegas, Nev. He has represented Georgia in the FIBA U16 and U18 European Championships.

Meka, originally from Yaounde, Cameroon, has attended Mt. Bethel Christian Academy in Marietta, Ga., since ninth grade, and has made all-state teams the last three years and is the school's all-time leading scorer, rebounder and shot-blocker.

Maxwell, the son of 13-year NBA veteran Vernon Maxwell, led class 4A in three-point shooting last season at North Mecklenburg High School in Huntersville, N.C. He is the school's all-time leading three-point shooter and scorer, and was the consensus North Carolina Player of the Year in 2019-20.

Transfers Howard, Sturdivant Eligible Immediately

Georgia Tech added two players with high-major college experience when 6-10 forward Rodney Howard and 6-2 guard Kyle Sturdivant, both of whom prepped in the state of Georgia, transferred into the Tech program from Georgia and Southern California, respectively, following the 2019-20 season.

Both players were granted immediately eligibility by the NCAA and have three seasons to play for the Yellow Jackets.

Howard, who played 24 games last year and was the second-leading shot-blocker for the Bulldogs, adds experience a young post group that includes freshmen Saba Gigiberia and Jordan Meka.

Sturdivant, who played 21 games at USC before his season ended abruptly due to the death of his father, joins a deep and talented group of guards.

Pre-Season Storylines

- Core group returns** - Georgia Tech will return four of its five starters and seven of its eight primary rotation players in 2020-21. Tech's returning players combined for 125 starts and 79.7 percent of Tech's minutes in 2019-20.
- Firepower returning** - Tech will return its top three scorers from the season - Jose Alvarado, Michael Devoe and Moses Wright - who accounted for 56.2 percent of its points, 36.1 percent of its rebounds and 43.7 percent of its minutes.
- Get old and stay old** - Tech's core group of returning players includes four seniors and two juniors.
- Reinforcements** - Tech adds three freshmen rated the nation's No. 51 recruiting class by 247Sports - 6-3 high-scoring guard Tristan Maxwell from North Mecklenburg High School in

TECH NOTEBOOK

Media Guidelines

Georgia Tech's practices are closed to the public and the media, but coaches and student-athletes are made available prior to each game before one of the team's practices. Notices will be distributed weekly to confirm the schedule.

TV stations will be allowed to shoot B-roll of practice on occasion.

Media are asked to notify Mike Stamus *the day before* of their need to attend and to make specific student-athlete requests.

Interview requests with student-athletes that need to be conducted at other times must be arranged through the Georgia Tech communications office at least 24 hours in advance. These interviews will be conducted at a time and place convenient to the student-athletes' availability and class schedule.

Media are asked not to contact student-athletes directly either by phone, e-mail, text or social media. They are instructed not to respond. Every effort will be made to make them available.

Interviewing Coach Pastner

Media wishing to speak with Coach Pastner at times other than scheduled media availabilities must notify Mike Stamus in the communications office in advance to make or confirm arrangements. He also is available each Monday on the ACC Teleconference (10:50 a.m.) beginning January 6.

Post-Game Protocol

Each head coach will hold a post-game press conference in the designated interview room (Shah Media Room at McCamish Pavilion).

Student-athletes requested by the media will be brought to the interview room following the coaches press conferences, when the team is at home, outside the team's locker room when the team is on the road.

Josh Pastner Radio Show

Head coach Josh Pastner's weekly radio show airs each Monday from 7-8 p.m. on "680 the Fan" and 93.7 FM, beginning in December.

ACC Coaches Weekly Teleconference

The 15 ACC head basketball coaches will be featured on nine Monday teleconferences during the 2019-20 season, beginning on January 6, and continuing through March 2. Each coach will have 10 minutes to make an opening statement and answer questions. There will be an instant replay of each teleconference on the Conference's internet site TheACC.com each Monday afternoon.

Coach Josh Pastner's regular time will be 10:50 a.m. Coaches whose teams play on Monday in January and February are not required to participate in that day's call. Coaches who do not have a Monday game - Georgia Tech is one - will be on every Monday at the same time. The teleconference schedule for each Monday will differ for the other head coaches, depending on what teams play that Monday night.

Contact Andy Fledderjohann at the ACC media relations office (afledder@theacc.org) for the call-in number and for questions on the schedule.

Charlotte, N.C., 6-9 post player Jordan Meka from Mt. Bethel Christian Academy in Kennesaw, Ga., and 7-1 post player Saba Gigiberia from Prolific Prep Academy in California.

• **Boomerang boys** - All four of the transfers on Georgia Tech's roster are from the Atlanta metropolitan area or went to high school here - Rodney Howard (Alpharetta/Centennial HS), Bubba Parham (Snelville/Brookwood HS), Kyle Sturdivant (Norcross/Norcross HS) and Jordan Usher (Canton/Wheeler HS). Tech graduated two others last season - James Banks III (Decatur, Ga., transferred from Texas) and Shembari Phillips (Atlanta, Ga., transferred from Tennessee).

• **106th season** - Georgia Tech will play its 106th season of basketball in 2020-21 and has an all-time record of 1,393-1,258 (22 wins and one loss were vacated by the NCAA Committee on Infractions).

• **63** - Total years of full-time experience on Division I staffs for Tech's coaching staff.

Building Depth

The upward progress of Georgia Tech's program is evident in the development of its last three classes, each of whom has played significant minutes and made significant contributions on the ACC level. Though not highly-rated in terms of rankings, the players have a wide range of skills and have developed into consistent conference-level performers for the next couple of years.

a. The 2017-18 class of Jose Alvarado, Evan Cole and Moses Wright have combined to start 152 games, and contributed 31.8 points, 11.0 rebounds and 76.5 minutes per game last season (Cole graduated and transferred after the season).

b. The 2018-19 class of Michael Devoe, Khalid Moore and Kristian Sjolund have combined to start 117 games, and contributed 19.5 points, 6.0 rebounds and 50.4 minutes last season (Sjolund redshirted before transferring).

c. James Banks III, who transferred from Texas, and Jordan Usher, a transfer from Southern California, started 54 games, contributed 17.7 points, 12.0 rebounds and played 56.2 minutes per game in 2019-20.

Five-Star Player Development

Notable player development successes over the past four seasons include Josh Okogie, Ben Lammers, Tadic Jackson, Abdoulaye Gueye, James Banks III, Jose Alvarado, Moses Wright and Michael Devoe, who maximized their skill sets and their production under the current coaching staff.

Okogie went from being ranked 11th in the state as a HS senior to a first-round NBA draft pick. Gueye, a 6-9 forward, developed from a project player into an ACC-level contributor in the first two seasons with the current staff. Graduate transfer Brandon Alston had similar statistical numbers at the ACC level as he compiled in two seasons at Lehigh.

Banks, a 6-10 center, made the ACC's All-Defensive team twice in two years and finished his career No. 8 in blocked shots at Tech. Wright blossomed at the end of the 2018-19 season and doubled his scoring and rebounding averages in 2019-20 over his sophomore year. Devoe added more than six points to his scoring average and ranked among the top five in the ACC in field goal and three-point percentage.

Tech Inks 17th-Ranked Recruiting Class

Georgia Tech signed its highest-rated class in nine years during the November signing period when four-star guards **Dallan "Deebo" Coleman** and **Miles Kelly**, as well as three-star forward **Jalon Moore**, put their names on letters-of-intent to join the Yellow Jackets.

The three-player class is rated the 17th-best in the nation and third-best in the Atlantic Coast Conference according to the 247Sports composite team rankings. Coleman, a 6-6 guard from Callahan, Fla., at No. 48 nationally, is the highest-rated player to sign with Tech during the tenure of head coach

Jose Effect in 2019-20

Georgia Tech	With JA	Without JA
Record	14-10	3-4
Scoring average	70.7	61.3
Scoring margin	+3.8	-3.4
Field goal percentage	.464	.414
3-point percentage	.327	.267
3-pt FG per game	5.3	4.7
Free throw percentage	.707	.562
Free throw points per game	14.0	9.7
Assist/turnover ratio	0.9	0.7
Turnovers per game	15.5	18.6
Turnover margin	-2.3	-2.7
Steals per game	7.2	6.9

Josh Pastner. Kelly, a 6-5 guard from Lilburn, Ga., is No. 108 according to 247Sports but as high as No. 98 according to Rivals. Moore, a 6-6 forward from Gardendale, Ala., holds a 247Sports ranking of No. 137.

It is the first time since 2012 that Georgia Tech has signed as many as three players ranked among the nation's top 150 in the 247Sports ranking. Tech's 2012 recruiting class included four-star forwards **Marcus Georges-Hunt** and **Robert Carter, Jr.**, and was ranked the nation's 10th-best. The Jackets had the nation's 11th-ranked class in 2009, a six-player group highlighted by forward **Derrick Favors**, the nation's top-ranked prospect, and guard **Mfon Udofia**.

Wire-to-Wire

Though he has expanded his bench to reflect the growing level of talent within the program, head coach Josh Pastner remains committed to a tight playing rotation when conference play rolls around, reminiscent of the way Bobby Cremins coached the Yellow Jackets over his 19 seasons.

In 2019-20, Tech's reserves played 26.5 percent of the minutes (No. 268 in the nation), up from the 23.6 percent they played during ACC games last season.

Jose Alvarado and Michael Devoe ranked No. 10 and 12, respectively, in the ACC in minutes in conference games. Last season, Alvarado and Devoe both ranked among the ACC's top 10 and combined for eight 40-minute games. Alvarado has posted 15 40-minute games in his career.

Winning Starts at Home

Georgia Tech and head coach Josh Pastner have made a priority of making McCamish Pavilion a real homecourt advantage for the program, and the Yellow Jackets made a good start on that by setting a program record for wins at home (17) in 2017-18, which included a 7-2 ACC record and two NIT victories.

Tech is 22-15 against ACC teams at home under Pastner, and that includes a 6-8 mark against ranked opponents.

Tech is 50-20 overall at McCamish Pavilion under Pastner, 93-50 since the building opened for the 2012-13 season.

Three Tech Alumni on NBA Rosters

Since 1982, Georgia Tech has produced 19 first-round NBA draft picks and 46 draft picks overall. A total of 40 Georgia Tech alumni have played in the NBA.

Three former Georgia Tech basketball stars are currently on NBA rosters, including guard **Josh Okogie**, who was drafted 20th overall by for the Minnesota Timberwolves in 2018 and is in his fourth season with the team.

Thaddeus Young, a 14-year NBA veteran, is in his second season with the Chicago Bulls following three full seasons with the Indiana Pacers, seven seasons in Philadelphia, one in Minnesota and two in Brooklyn.

TECH NOTEBOOK

Derrick Favors, an 11-year veteran, has returned to the Utah Jazz after spending the 2019-20 campaign with the New Orleans Pelicans. He emerged as a key figure in his previous nine-year stint, but became a free agent after the 2018-19 season and signed with New Orleans.

Arts and Letters

Beginning with Moe Miller and Lance Storrs in the summer of 2011, every four-year senior in the Georgia Tech program has graduated, with the exception 2019 senior Ben Lammers, who is playing pro ball overseas and needs to complete one course.

Ten different Georgia Tech players have made the ACC All-Academic team since it was established in 2011, with Marcus Georges-Hunt and Tadic Jackson making it twice.

Tech's men's basketball team has recorded the highest Academic Progress Report scores the last five years since the NCAA began tracking academic performance in 2004-05. The Jackets scored a perfect team single year APR score of 1000 three straight years from 2011-13.

Basketball graduates

- 2012 - Derek Craig, Nick Foreman
- 2013 - Mfon Udofia, Pierre Jordan (Master's), Brandon Reed
- 2014 - Kammeon Holsey, Daniel Miller, Jason Morris
- 2015 - Robert Sampson
- 2016 - Marcus George-Hunt, Travis Jorgenson
- 2017 - Josh Heath, Corey Heyward, Kellen McCormick (Master's), Jodan Price (Master's), Rand Rowland, Quinton Stephens
- 2018 - Tadic Jackson, Ben Lammers (has one course to complete)
- 2019 - Abdoulaye Gueye, Sylvester Ogbonda, Brandon Alston (Master's)
- 2020 - Evan Cole, Shembari Phillips

Welcome to The Hank

Georgia Tech is playing its seventh season in McCamish Pavilion, which was essentially brand new when it opened for the 2012-13 season. The only physical elements of McCamish Pavilion that remain from the venerable Alexander Memorial Coliseum are the roof and the 32 steel ribs that support it.

The capacity of McCamish Pavilion is 8,600, including 1,665 seats in the new balcony level and 6,935 seats in the lower seating bowl. There are no suites, but there is a club area that seats 500. Alexander Memorial Coliseum seated 9,191 spectators in its final configuration.

The most impressive features of McCamish Pavilion are its grand entrance, which fronts 10th and Fowler Streets, the ability for patrons to view the court from the main concourse all the way around, and the theatrical lighting system, which concentrates light on the court while leaving the seating areas dark, modeled after the Staples Center in Los Angeles and Madison Square Garden in New York.

Tech played 55 seasons in Alexander Memorial Coliseum, compiling a record of 556-194 (.741). Miami was the last team to play Tech in Alexander Memorial Coliseum, a game Tech won, and was the first ACC team to play in McCamish Pavilion on Jan. 5, which Miami won. For the 2011-12 season, Tech played its home games at Philips Arena and the Arena at Gwinnett.

20-Game ACC Schedule Rotation

Beginning with the 2019-20 season, the Atlantic Coast Conference implemented a 20-game schedule for all its teams and announced a rotation that will carry the league through the 2021-22 season.

Each team plays its two primary rivals every season both home and away (four games - Clemson and Notre Dame remain Georgia Tech's primary home-and-away opponents) and four rotating opponents both home and away (eight games). The remaining eight opponents will be single games, four at home

and four on the road. The full cycle of repeat opponents will be complete following the third year.

Under the former 18-game schedule, each team played four opponents both home and away each season, four at home and four away.

In 2020-21, Tech's home-and-away opponents are Clemson, Duke, Florida State, Notre Dame, Virginia and Wake Forest, with home games against Boston College, North Carolina, Pittsburgh and Syracuse. Away-only opponents are Louisville, Miami, NC State, Virginia Tech.

In 2021-22, the Yellow Jackets play Boston College, Clemson, Miami, North Carolina, Notre Dame and Virginia Tech both home and on the road, and will host Florida State, Louisville, NC State and Wake Forest. Away-only opponents are Duke, Pittsburgh, Syracuse and Virginia.

Tech's NCAA Tournament History

Georgia Tech has played in the NCAA Tournament 16 times in its history. Fifteen of those appearances have occurred from 1985 to the present, 10 under head coach Bobby Cremins and five under Paul Hewitt.

Tech has a record of 23-16 in NCAA Tournament play, highlighted by its 2004 trip to the NCAA title game as well as a Final Four berth in 1990. The Yellow Jackets have reached the NCAA Sweet 16 seven times (1960, 1985, 1986, 1990, 1992, 1996, 2004).

The 2004 and 2005 appearances were Tech's first back-to-back appearances since Bobby Cremins led the Institute to the Big Dance nine straight years from 1985-93.

Georgia Tech has won at least one game in 11 of its 16 NCAA Tournament appearances.

Tech's ACC Tournament History

Georgia Tech has played in 40 ACC Tournaments, and has a 26-37 all-time record in the event. The Yellow Jackets have won three championships, in 1985 (Atlanta), 1990 (Charlotte) and 1993 (Charlotte).

Tech has been a runner-up four times (1986, 1996, 2005, 2010). The 1986, 1996 and 2010 runs to the finals occurred in Greensboro. Tech also made the finals in 2005 at the Verizon Center in Washington, D.C.

Tech was 0-2 in the ACC Tournament under coach Dwane Morrison, 15-16 under Bobby Cremins (including all three titles), 9-11 under Paul Hewitt (runner-up in 2005 and 2010), 2-5 under Brian Gregory, and 0-3 under Josh Pastner.

Tech did not play in the 2020 tournament while serving an NCAA postseason ban.

Career Games With ...

Double-Figure Points	2019-20	Career
Jose Alvarado	13	51
Michael Devoe	23	38
Khalid Moore	2	5
Bubba Parham	6	+59
Kyle Sturdivant	1	#1
Jordan Usher	8	*18
Moses Wright	23	31

*+includes 53 at VMI; *includes 10 at USC; #includes 1 at USC*

20-plus Points	2019-20	Career
Jose Alvarado	7	18
Michael Devoe	10	12
Bubba Parham	0	24
Jordan Usher	0	*2
Moses Wright	2	3

30-plus Points	2019-20	Career
Michael Devoe	1	1
Bubba Parham	0	9

10-plus Rebounds	2019-20	Career
Jose Alvarado	1	1
Moses Wright	7	8

Double-Doubles	2019-20	Career
Jose Alvarado	1	1
Moses Wright	7	7

Tech in ACC Rankings (2019-20)

All Games	Player	#	Rank
Scoring average	Michael Devoe	16.00	7
	Jose Alvarado	14.38	12
	Moses Wright	13.00	21
Rebound average	James Banks III	7.58	9
	Moses Wright	6.97	14
Field goal pct.	Moses Wright	.531	3
	Michael Devoe	.476	5
Free throw pct.	Jose Alvarado	.793	9
3-pt FG made	Michael Devoe	1.89	12
Assists	Jose Alvarado	4.00	18
	Michael Devoe	3.43	13
Assist/TO ratio	Jose Alvarado	1.64	10
Blocked shots	James Banks	2.45	2
	Moses Wright	1.13	11
Steals	Jose Alvarado	2.21	2
Off. rebounds	James Banks	2.77	4
Def. rebounds	Moses Wright	5.19	10
	James Banks III	4.81	15
Minutes Played	Michael Devoe	35.14	6
	Jose Alvarado	33.50	14

ACC Games Only	Player	#	Rank
Scoring average	Jose Alvarado	16.05	8
	Michael Devoe	14.61	12
	Moses Wright	13.40	19
Rebound average	James Banks III	7.70	9
	Moses Wright	6.80	15
Field goal pct.	Moses Wright	.505	4
	Michael Devoe	.476	5
	Jose Alvarado	.465	6
Free throw pct.	Michael Devoe	.790	9
	Jose Alvarado	.764	14
3-pt FG per game	Jose Alvarado	2.00	12
Assists	Jose Alvarado	4.32	8
	Michael Devoe	3.83	11
Assist/TO ratio	Jose Alvarado	1.41	13
Blocked shots	James Banks	2.05	3
	Moses Wright	1.25	10
Steals	Jose Alvarado	2.37	1
Off. rebounds	James Banks	2.85	3
Def. rebounds	Moses Wright	4.90	13
	James Banks III	4.85	14
Minutes Played	Michael Devoe	35.21	10
	Jose Alvarado	35.04	12

GAME NOTES

TECH NOTEBOOK

McCamish Pavilion 411

Name: McCamish Pavilion (mc-CAME-ish), named for Atlanta insurance executive Hank McCamish who gave the lead gift for the facility

Capacity: approximately 8,600 (6935 court level, 1665 balcony level)

Cost: \$50 million

Contractor: Whiting-Turner

Architect: Populous

Cremins Court: the court remains named for the former Tech head coach

Alexander Courtyard: located at the Fowler Street entrance, honors the former Tech director of athletics and the history of the former Tech home arena named for him

Grand entrance: 10th and Fowler Streets, foyer includes graphic representations of retired jerseys and Tech's two Final Four appearances

Other entrances: West entrance off Fowler Street (students and media), East entrance from main arena parking (for club patrons)

Features: center-hung scoreboard and video boards, mezzanine fascia ribbon boards, theatrical lighting, primarily chairback seating, club area

Facts and Dates

- 2,500 cubic yards of concrete removed
- 3,000 cubic yards of concrete installed
- 500 tons of new steel installed
- Over 1 mile of new railing installed
- 20,000 gallons of paint used
- 2,000 feet of new mechanical piping
- 2,500 feet of new ductwork
- \$4M in new audio-visual and scoreboards
- 50 TV's throughout the concourse and Callaway Club
- Farthest distance material has traveled to get on site: 4,835 miles
- Shortest distance material has traveled to get on site: 1 mile
- Number of Tech alumni involved in the project: over 100
- Number of days construction took: 520
- Number of 1950's old style Coke bottles found while installing the underground foundations: 11
- Number of new staircases: 13
- Number of new sports lights for the competition floor: Over 300
- 270-degree court view from concourse

Groundbreaking: May 5, 2011

Opening: October, 2012

First public event: Oct. 21, 2012 - Jacket Jam (men's and women's scrimmages)

First men's game: Nov. 9, 2012 vs. Tulane

Head coaches: Brian Gregory of Georgia Tech, Ed Conroy of Tulane

Officiating crew: Karl Hess, Gary Maxwell, Raymond Styons

TV announce crew: Tom Werme, Cory Alexander (ACC Network)

First Tech points: Marcus Georges-Hunt (2 FT, 18:13, 1st half)

First basket: Tulane's Josh Davis (18:44, 1st half)

Attendance: 8,600 (sellout)

First women's game: Nov. 11, 2012 vs. Tennessee

Tech played 55 seasons in Alexander Memorial Coliseum, compiling a record of 556-194 (.741). Miami was the last team to play Tech there, a game Tech won, and was the first ACC team to play in McCamish Pavilion, which Miami won. For the 2011-12 season, Tech played its home games at Philips Arena and the Arena at Gwinnett.

BIO UPDATES

Head Coach Josh Pastner • 5th season

After guiding Memphis to five post-season berths in seven seasons as the Tigers' head coach, Josh Pastner became Georgia Tech's 14th head basketball coach on April 8, 2016.

Implementing a high-energy style of play and creative offensive and defensive schemes, and building the Jackets' talent base for the future, Pastner has established the Yellow Jackets as one of the top defensive teams in the nation, while he and his staff have steadily improved the team's offense to be ranked in the top half of the Atlantic City Conference.

Pastner has tirelessly promoted the program on campus and throughout the city of Atlanta in an effort to re-create the major homecourt atmosphere that surrounded the Yellow Jackets throughout the 1980s, 1990s and into the middle of the 2000s. The result has been numerous wins, high excitement and 13 sellouts in four seasons at McCamish Pavilion.

Four of his players - guards Josh Okogie, Jose Alvarado and Michael Devoe, as well as centers Ben Lammers and James Banks III - have earned Atlantic Conference honors during his tenure. Okogie, in particular, developed from an under-the-radar high school prospect into a highly-regarded NBA prospect, having been selected 20th in the 2018 NBA Draft, while Lammers has had a successful first two years as a pro in Europe.

In year four of Pastner's rebuilding of the Tech program, the Yellow Jackets posted a 17-14 record in 2019-20, winning nine of its last 12 games, including six of the last seven. Tech finished with the program's first winning ACC record since 2004, its highest ACC finish since 2005 (fifth) and its most conference victories (11-9 record) since 1996.

The Jackets ranked No. 17 in the nation in defensive efficiency while finishing ninth in the ACC in scoring against league teams, second in field goal percentage and sixth in three-point percentage.

Three players - guards Jose Alvarado (All-ACC third team), Michael Devoe (All-ACC honorable mention) and center James Banks III (ACC All-Defensive team) - earned conference honors.

In his first season at the helm, his Yellow Jacket team defied all pre-season expectations by reaching the post-season and advancing to the finals of the National Invitation Tournament. Tech earned victories over No. 9 North Carolina, No. 6 Florida State and No. 14 Notre Dame (later vacated by the NCAA Committee on Infractions), who all finished among the top four in the ACC regular season. He was named Coach of the Year in the ACC and in NABC District 2.

Two of his players earned all-Atlantic Coast Conference honors; junior center Ben Lammers was named second-team All-ACC and ACC Defensive Player of the Year, while freshman guard Josh Okogie was named to the ACC All-Freshman team.

Though hampered by several significant injuries and other issues in 2017-18, Tech still was able to knock off a pair of top-25 teams while Lammers and Okogie again earned conference honors, and Okogie developed into an NBA first-round draft choice. In 2018-19, the Yellow Jackets picked up three significant road wins - at Arkansas, Syracuse and NC State, each of whom made post-season play.

Pastner, 43, compiled a 167-73 record over seven seasons as the head coach at Memphis, where the Tigers earned bids to the NCAA Tournament four times. He tied for the 10th most wins for a head coach in his first seven seasons in Division I basketball history, and was the second winningest active coach under the age of 40 in NCAA Division I at the time.

Despite his young age, Pastner has been involved in basketball at the Division I level for 22 years, as a player and an assistant coach at Arizona, and as an assistant coach and the head coach at Memphis. He has been a part of teams that have won 541 games, played in 17 NCAA Tournaments and 19 total post-season events. Teams he has been involved with have won 12 conference tournament or regular-season championships, advanced to seven Sweet Sixteens, five Elite Eights, two Final Fours and two NCAA championship games.

As an NCAA head or assistant coach and an AAU head coach, he has coached nearly 25 NBA draft selections.

Pastner's Memphis teams averaged 23.9 wins per season and compiled a conference regular-season record of 82-36, including a conference winning streak of 28 games. The Tigers went 11-4 in Conference USA and American Athletic Conference tournaments, including three championships.

He guided Memphis to five post-season berths, the NIT in 2010 and the NCAA Tournament in 2011, 2012, 2013 and 2014. Pastner twice won Conference USA Coach of the Year honors (2010, 2013) by various organizations and news media.

Pastner was born in Glen Dale, W.Va., and grew up in Kingwood, Texas. He earned his bachelor's degree in family studies in December of 1998, in just two and a half years, from Arizona and his master's degree in teaching and teacher education from Arizona in December of 1999, all while lettering four years in basketball under head coach Lute Olson.

He married the former Kerri Lamas of Sierra Vista, Ariz., in 2009. He has a stepson (Ethan) and three daughters, Payten, Kamryn and Harper.

Pastner as a Head Coach

Season	School	Overall	Conference	Postseason
2009-10	Memphis	24-10	13-3/2nd	NIT second round
2010-11	Memphis	25-10	10-6/4th	NCAA Tournament
2011-12	Memphis	26-9	13-3/1st	NCAA Tournament
2012-13	Memphis	31-5	16-0/1st	NCAA Tournament, round of 32
2013-14	Memphis	24-10	12-6/3rd	NCAA Tournament, round of 32
2014-15	Memphis	18-14	10-8/5th	
2015-16	Memphis	19-15	8-10/7th	
at Memphis	7 years	167-73	82-36	
2016-17	Georgia Tech	! 21-16	! 8-10/11th	NIT finals!
2017-18	Georgia Tech	! 13-19	6-12/13th	
2018-19	Georgia Tech	14-18	6-12/10th	
2019-20	Georgia Tech	17-14	11-9/5th	
at Ga. Tech	4th year	! 65-67	! 31-43	
Career	11th year	! 232-140	! 113-79	

! On-court record (22 wins and one loss from 2016-17 and 2017-18 seasons, as well as Tech's NIT appearance, vacated by the NCAA Committee on Infractions)

Pastner Resume

- Head coach, Georgia Tech (2016-present)
- Head coach, Memphis (2009-16) - 4 NCAA Tournaments, 1 NIT, 4 Conference USA titles
- Assistant coach under John Calipari, Memphis (2008-09) - NCAA Sweet 16, C-USA champions
- Assistant coach under Lute Olson, Arizona (2002-08) - 6 NCAA Tournaments, 2 Pac-10 titles
- Basketball staff assistant under Lute Olson, Arizona (2000-02) - Pac-10 champions in 2002
- Played collegiately for Lute Olson, Arizona (1996-2000) - 4 NCAA Tournaments, 1997 National Champions, 2 Pac-10 titles

Also on the Bench

ERIC REVENO

Associate Head Coach • 5th year at Tech

Eric Reveno, who served 10 years as the head coach at the University of Portland, joined Josh Pastner's men's basketball staff in May, 2016. He was promoted to associate head coach on Nov. 1, 2019.

The former post player oversaw one of the Yellow Jackets' great successes in 2016-17 in the development of 6-10 center Ben Lammers, who became a second-team All-ACC performer and the conference's Defensive Player of the Year. He also helped develop another former reserve forward, Abdoulaye Gueye, into a significant contributor for the Yellow Jackets in his final two seasons, and helped transfer James Banks III develop into one of the ACC's top defensive players, making the ACC's All-Defensive team twice.

Reveno's penchant for analytics has led to partnering the Jackets with advance technology systems to help the team's performance, such as the Noah shot-tracking system which was installed in both the Zelak Practice Facility and the main floor at McCamish Pavilion. In addition to recruiting and on-court coaching, Reveno also handles budget management and game scheduling for the program.

Reveno and his wife, Amanda, have two children: Katie (16) and Andrew (13).

JULIAN SWARTZ

Assistant Coach • 5th year at Tech

A 16-year coaching veteran, including 10 years on the NCAA Division I level, Julian Swartz was named an assistant coach on Josh Pastner's staff in August of 2018.

Swartz, 39, is responsible for on-court development of Tech players and focuses his efforts on the Yellow Jackets' defensive schemes as well as handle recruiting responsibilities. He helped guide Tech's defense to a national ranking of No. 37 in efficiency in 2018-19 and No. 17 in 2019-20, according to KenPom.com, and the Yellow Jackets also ranked among the top 15 in effective field goal percentage and three-point defense.

One of two members of head coach Pastner's staff at Memphis to follow him to Georgia Tech, Swartz came to The Flats in May, 2016, after four years with Pastner at Memphis, where he served stints as assistant director of operations, director of player development and interim assistant coach. He served his first two years at Tech as director of recruiting and compliance, which included serving as the staff liaison with compliance, coordinating on-campus recruiting operations and summer camps.

ANTHONY WILKINS

Assistant Coach • 3rd year at Tech

Anthony Wilkins, an Atlanta native who spent the past five seasons on the coaching staff at Tulane University, joined Georgia Tech's basketball staff in June of 2018.

Wilkins, 39, served as an assistant coach for four seasons at Tulane after serving as director of basketball operations during his first year with the Green Wave. At Tulane, Wilkins handled game strategy and scout prep responsibilities along with player development and recruiting duties. He also had six years of professional playing experience prior to entering the coaching world.

Focusing his on-court efforts with Tech's offense, the Yellow Jackets made significant strides in his two seasons on The Flats, helping elevate the Jackets into the top half of the ACC in scoring, field goal percentage and three-point shooting. He helped develop Tech's guard tandem of Jose Alvarado and Michael Devoe into two of the ACC's top 10 scorers last season.

Born in Atlanta, Wilkins lived in the city for much of his childhood and attended Therrell High School for two years before finishing his high school studies at Glenville High School in Cleveland, Ohio.

GAME NOTES

BIO UPDATES (see game-by-game stats and career highs in stat pack)**10 • Jose Alvarado • G • 6-0 • 179 • Sr.**

- Tough, determined, high-motor point guard who has been an ironman for the Yellow Jackets when healthy
- Voted to the All-Atlantic Coast Conference third team despite missing seven games due to injury early in the season (voted preseason second-team for 2020-21)
- Became the 45th Tech player to reach 1,000 career points with his 23-point performance against Pittsburgh on March 4 (has 1,034 points through three seasons at Tech)
- Missed seven of eight games after season opener at NC State with right ankle injury, but returned for the Diamond Head Classic and started every game thereafter (34.3 mpg)
- Averaged 15.1 points, 4.0 assists and 2.4 steals in that stretch, and hit 35.1 percent of his three-point tries, 45.4 percent from the floor overall
- Over Tech's final 11 ACC games, averaged 18.1 points with four 20-points-plus games, and 3.3 assists, while hitting 46.9 percent from the floor, 36.5 percent from three-point range and 76.9 percent from the foul line
- Hit at least one three-point field goal in 18 straight games to end the season, dating back to Jan 4 at North Carolina, the longest streak for a Tech player since Adam Smith connected in 24 straight games during the 2015-16 season
- Scored a season-high 26 in the Jackets' win over NC State on Jan. 25, coming up with a Tech-record nine steals, including thefts on each of the Wolfpack's final two possessions to preserve the victory
- His nine steals broke the Tech record of eight set by Kenny Anderson, another Brooklyn product, against Duke on Jan. 30, 1991 ... ACC record is 11, and only three ACC players have ever recorded more than nine steals in a game ... Nabbed seven against Miami and led the ACC in that category (2.37 per game)
- Hit career high for assists three times in 2020 (8 vs. Duke, 8 vs. BC and 9 vs. Notre Dame)
- Seven 20-point efforts over his last 18 games, beginning with a 25-point performance at North Carolina in which he hit 8-of-12 shots from the floor and 4-of-6 from distance ... Scored 25 at Notre Dame, 20 vs. Virginia Tech
- In ACC games, ranked 8th in scoring (16.05 ppg), No. 6 in field goal percentage (.465), No. 8 in assists (4.32) and No. 1 in steals (2.37)
- For the season, averaged 14.4 points and career-high 4.0 assists in 33.5 minutes per game
- Has 51 career double-figure scoring games (16 as a freshman, 20 as a sophomore) ... Has topped 20 points 18 times
- Has risen to No. 10 all-time at Tech in career steals (152)
- Has started all but one game he has been available to play in his career ... Has missed 15 games due to injury, seven as a junior with a sprained ankle and eight as a freshman due to a broken elbow
- Has 14 complete games (40 minutes) in his career

0 • Michael Devoe • G • 6-5 • 197 • Jr.

- One of the most improved players in the ACC from freshman to sophomore seasons, improving his scoring average more than six points per game overall and four points per game in conference play ... Earned honorable mention All-Atlantic Coast Conference honors ... Named to Associated Press' All-ACC second team
- Left-handed combo guard with a high IQ who got off to a fast start scoring and shooting the ball in Tech's first six games, leading the ACC and sitting among the nation's top five in scoring
- Finished No. 7 in the ACC in scoring (16.00 ppg) and No. 5 in field goal percentage (47.6) ... Hit 42.7 percent of his three-point tries, 44.2 percent in ACC games, the best rate for a Tech player since Anthony Morrow in 2007-08
- Missed three games (NC State, Morehouse, Notre Dame) with a bruised left foot, but averaged 15.7 points and 4.3 assists over Tech's final 11 ACC games ... Scored 22 points with seven assists at Pitt, 24 points with five assists at Wake Forest, 20 points at Clemson, including the game-winning field goal
- Knocked down a three-pointer in nine straight games to finish the season, hitting 18-of-43 (41.9 pct.) over that stretch
- No. 6 in the ACC in minutes played (35.14 mpg)
- Scored 20 or more points five times in Tech's first six games this season, 10 times altogether ... Scored career-best 34 at Georgia with career-high nine rebounds
- Added 27 against Bethune-Cookman, including the game-winning points on a layup and free throw with seven seconds left, and followed that with 26 vs. Nebraska
- Scored in double digits 36 times in his career, including 15 as a freshman, and has 11 20+ games

14 • David Didenko • F • 6-9 • 233 • Jr.

- Last name pronounced "duh-DEN-ko"
- Played in six games this season, scoring his first points on a three-pointer vs. Morehouse
- Native of Russia who attended Boca Raton Community School in Florida and spent the 2018-19 season at Palm Beach State College, a junior college in Boca Raton
- Excellent student and a full academic qualifier out of high school who signed a letter-of-intent to attend Tech in November, 2018 and enrolled for the summer, 2019 term
- Eligible immediately and has three seasons with the Yellow Jackets ... Excellent physical size with high basketball IQ and skills
- Born in Yakutsk, Russia, came to Brooklyn, N.Y., in August, 2010, at the age of 11, on vacation, and has remained in the United States
- Prior to his enrollment at Boca Raton Community High School, attended Northeast High School as a junior, and Montverde Academy for his ninth- and 10th grade years
- Played in 27 games, starting four, for Palm Beach State, where he averaged 3.8 points and 3.4 rebounds ... Team went 21-9
- Hit 32.7 percent of his shots from the floor, 21.7 from three-point range and 60.5 percent from the foul line
- Hit double figures three times, scoring 12 points each against Cape Fear CC, Polk State College and Florida National Univ. JV

2 • Saba Gigiberia • C • 7-1 • 250 • Fr.

- Name pronounced "SOB-uh GEE-GEE-buh-REE-uh" with a hard G
- Four-star post prospect originally from the Republic of Georgia who played his high school basketball in the United States
- Excellent basketball IQ who can play with his back to the basket or facing the basket, has a 7-foot-4 wingspan
- Grew up playing rugby, but said his grandfather encouraged him to switch to basketball at 12 because of his height ... Developed well and earned a spot with a club in Spain at 14 years old, where he played for two years before leaving for the U.S. at age 16
- Played his final year of high school at Prolific Preparatory School in Napa, Calif., ranked as high as No. 72 nationally (247Sports) and No. 14 at his position ... Played at Findlay Prep his junior year.
- Played for his home country of Georgia in the FIBA U16 European Division B Championship in 2017, and in the FIBA U18 European Division B Championship in 2019.

24 • Rodney Howard • F • 6-10 • 241 • So.

- Enrolled at Georgia Tech in the summer of 2020 following his transfer from Georgia, where he played his freshman year
- Received immediate eligibility from the NCAA and has three years of eligibility at Tech
- Originally signed with Ole Miss before re-opening his recruitment following a coaching change there, and signed with the Bulldogs
- Attended high school in Alpharetta, Ga., prior to his senior year, which he spent at Legacy Charter School in South Carolina
- Played in 24 games, including a pair of starts against N.C. Central and at Arizona State, last season at Georgia ... Averaged 1.3 points, 1.5 rebounds and 0.6 blocks in 7.3 minutes of action per game, hitting 13-of-23 shots from the floor (56.5 pct.)
- Finished second on the team in blocked shots (15) despite seeing a fraction of the playing time of the team leaders
- Played double-digit minutes in two SEC games late in the season - South Carolina and LSU

11 • Tristan Maxwell • G • 6-2 • 209 • Fr.

- High-scoring and record-setting guard who was named the North Carolina state player of the year by the Charlotte Observer and MaxPreps following his senior year
- A consensus three-star rating with a ranking as high as No. 198 nationally, and No. 37 at his position
- Son of Vernon Maxwell, a former University of Florida All-American and longtime NBA veteran and champion with the Houston Rockets
- The first Charlotte, N.C., area prospect to sign with Georgia Tech since Anthony Morrow in 2005
- Double-figure scorer for North Mecklenburg High School since his freshman year, earning all-conference honors four years, all-region honors three years and all-state honors as a junior and senior
- Became the school's all-time leading scorer his senior year (finished with 2,253 points, 20th-most all-time in the state) and set the school mark for three-point field goals (finished with 331) by the end of his junior year
- North Mecklenburg compiled a record of 104-12 in his four years on the team, winning its conference and reaching the sectional finals each year

BIO UPDATES (see game-by-game stats and career highs in stat pack)

23 • Jordan Meka • F • 6-8 • 224 • Fr.

- Last name pronounced "MECK-uh"
- Multiple all-state and all-Atlanta Metro performer with a 7-foot-1 wingspan
- Ranked as high as No. 129 nationally and No. 26 at his position by 247Sports (power forward)
- Enjoyed a record-breaking career at Mount Bethel Christian Academy, setting school records for points, rebounds and blocked shots
- High-level student academically, originally from Yaoundé, Cameroon, moved to the United States in 2016
- Earned all-state honors in Mount Bethel's classification (A-private) every year since his freshman year, including player of the year honors as a sophomore
- Led the Eagles to a pair of state Georgia Independent Christian Athletic Association (GICAA) titles in 2017 and 2018, and to the Class A semifinals as a junior in 2019 ... Reached the A-private state playoffs in 2020 and finished second, beating the No. 4, No. 9 and 15 teams along the way ... Four-year record of 87-36
- Before his senior year even began, had set career school records for points (finished with 1,670, surpassing current Tech guard Coleman Boyd), rebounds (920) and blocked shots (>400)

12 • Khalid Moore • F • 6-7 • 200 • Jr.

- First name pronounced "kuh-LEED"
- Athletic and long (7-foot, 0.5-inch wingspan) forward with good scoring ability and basketball IQ
- No. 5 on the team in steals, No. 5 in assists, No. 8 in scoring
- Started Tech's first nine games of the season, 12 altogether ... Started three games against NC State, Morehouse and Notre Dame, replacing injured Michael Devoe (14 total points, 5-12 FG, only one turnover in 52 minutes)
- Averaging 3.3 points and 2.1 rebounds for the season
- Does a lot of things that don't show up in the box score, good passer, moves well without the ball, keeps Tech offense moving, and his length and activity is an asset on defense ... Plus/minus rating generally on the positive side
- Excellent sophomore debut with 11 points, four rebounds, three assists and six steals in Tech's victory at NC State ... Collected a critical offensive rebound and dish to James Banks for field goal attempt on which he was fouled for the winning points
- Had two double-figure games during the season, also scored 10 at Kentucky
- One of two New York natives on the team ... Came from the same high school (Archbishop Molloy) as Yellow Jackets' legendary point guard Kenny Anderson, and played on the same AAU team as teammate Jose Alvarado

11 • Bubba Parham • G • 5-10 • 160 • Jr.

- Last name pronounced "PAR-um"
- Atlanta-area product who transferred to Georgia Tech following two standout seasons at VMI, where he made the All-Southern Conference team as a sophomore and was named SoCon Freshman of the Year
- High-volume three-point shooter who can score in a variety of ways despite his small stature
- Was granted immediate eligibility by the NCAA on Sept. 11, and has two seasons of eligibility remaining
- Started six games while Jose Alvarado was sidelined, averaged 26.5 minutes per game ... Averaged 5.2 points and 1.8 assists per game, and went 26-of-30 at the free throw line
- Tallied six double-figure scoring games this season, all against power conference teams (Georgia, Arkansas, Syracuse, Kentucky, North Carolina, Virginia Tech)
- In ACC games, hit 29.6 percent of his threes and averaged 2.0 assists while averaging 25.3 minutes off the bench
- Had 16 games with zero or one turnover
- Ranked No. 18 among 2019-20 transfer class by Stadium's Jeff Goodman, who quoted a scout as saying, "He's a badass. Cat-quick combo guard who can score 40. Elite in ball screens, deep range and can really pass."
- Topped the SoCon in scoring with 21.4 points per game, and became the 41st player in VMI history to reach the 1,000-point mark
- Ranked third in the SoCon with 3.63 three-point field goals per game, hitting 39.7 percent of his attempts, and had 10 games with five or more three-pointers made during the season
- Led the team in assists with 105 (3.5 per game), which ranked sixth in the SoCon
- Became the first VMI freshman to earn conference Freshman of the Year honors since 2010-11 (Big South Conference) and the first VMI SoCon FOTY since 2001-02

1 • Kyle Sturdivant • G • 6-2 • 198 • So.

- Played his freshman season at Southern California, transferred to Georgia Tech following the spring, 2020 semester ... Granted immediate eligibility by the NCAA and has three years of eligibility at Tech
- First Norcross High School alumnus to join the Tech program since Gani Lawal (2007-10)
- Played in 21 games last season at USC, averaging 8.3 minutes, 2.0 points and 1.1 rebounds while hitting 34.8 percent of his shots from the floor ... Recorded 25 assists over 22 turnovers
- Scored a season-high 11 points vs. Marquette on Nov. 29, played season-high 18 minutes vs. Florida Gulf Coast on Dec. 29
- Did not play after Feb. 8 following the passing of his father, Gary.
- Named to the Georgia 7A All-State second team as a high school senior, and was named the 7A Georgia Player of the Year as a junior ... Helped Norcross finish as 7A state runners-up his sophomore and junior seasons, and also to the state final four as a senior
- Ranked the No. 6 player in the state of Georgia and the No. 12 point guard in the country by 247Sports, No. 93 overall in the country by Rivals.com

4 • Jordan Usher • G/F • 6-7 • 220 • Jr.

- Atlanta-area product who transferred to Georgia Tech from the University of Southern California prior to the start of spring semester 2019
- Became eligible Dec. 18 vs. Ball State and started all 23 games after he gained his eligibility, manning the wing spot on the floor
- Notched eight double-digit games, for of those in Tech's final seven games of the season (11 vs. Louisville, 10 at Wake Forest, 10 vs. Pittsburgh, 11 at Clemson) ... Scored a high of 18 against Boise State and 13 at Boston College
- Tech went 6-2 in games he scored in double-digits
- Averaged 8.2 points and 4.4 rebounds overall, 7.7 points and 4.4 rebounds in conference games
- Hit 75.9 percent of his free throw tries (41-of-54) in all games, 70.7 percent in ACC games
- Became more comfortable out in Hawai'i, averaging 12.0 points and 4.7 rebounds in three games with a season high of 18 points and seven rebounds in the Jackets' win over Boise State and 10 against Houston
- Strong wing with size, a high motor and the ability to get to the rim and create scoring opportunities ... His athleticism and strength make him a force both offensively and defensively
- Prior to leaving the USC team, started twice and saw action in 12 games overall last season ... Averaged a career-high 24.5 minutes per game, with 8.6 points per game and 3.7 rebounds per game ... Hit 45.2 percent of his shots from the floor, and was 8-of-28 from three-point range
- As a freshman, averaged 4.8 points and 2.0 rebounds and played in all 36 games for the Trojans ... Made his only two starts of the season in the NIT, scoring 13 points each vs. UNC Asheville and Western Kentucky
- Was the only Trojan to shoot over 40 percent from the field and three-point range and 75 percent or more from the free throw line ... His 40.9 percent shooting from three-point range tied for third all-time among USC freshmen

BIO UPDATES (see game-by-game stats and career highs in stat pack)

5 • Moses Wright • F • 6-9 • 233 • Sr.

- Fast developing, athletic frontcourt player who had played one year of varsity basketball in high school before signing with Tech in spring of 2017
- One of the most improved players in the ACC, having nearly doubled his scoring and rebounding averages from his sophomore year ... Shooting percentages improved as well (6.1% FG, 3.3% 3pt, 12.8% FT)
- Added about 25 pounds since between the beginning of his sophomore year and the beginning of his junior year
- Consistent performer all season long, only seven games in single-digit points, never two games in a row until the last three games of the season
- Posted a historic performance for a Tech player at Syracuse, scoring 33 points with 10 rebounds ... The 33 points tied the third-most ever recorded by a Tech player in an ACC road game, and were the most for a Jacket in an ACC road game in nearly 20 years ... It beat his previous career best by eight points, having scored as many as 20 points only twice in his career previously ... He made 14 of 17 field goal attempts in the game, with the 14 field goals the third-most ever by a Tech player against an ACC team.
- Finished the season as Tech's No. 3 scorer (13.0 ppg, 21st in the ACC) and No. 2 rebounder (7.0 rpg, 14th ACC) who has connected on 53.1 percent of his shots from the floor (No. 3 in the ACC)
- Averaged 13.4 points in ACC games (19th) while grabbing 6.8 rebounds per game (15th ACC) and hitting 50.5 percent from the floor (No. 4 ACC)
- Posted seven double-doubles, including four vs. ACC teams (13/10 at Florida State, 12/10 vs. Duke, 18/10 at Boston College, 33/10 at Syracuse) ... Previously: 12/12 vs. Bethune-Cookman, 13/10 at Kentucky, 19/10 vs. Houston, 13/10 at Florida State
- Made the all-tournament team at the Diamond Head Classic, averaging a team-high 17.7 points and 7.3 rebounds while hitting 63.6 percent of his shots from the floor ... Scored 18 with nine rebounds vs. Boise State, 19 and 10 vs. Houston and 16 with nine boards vs. Hawai'i ... Earned him ACC Player of the Week honors
- Made 52-of-77 free throws (67.5 pct.) in his last 22 games after connecting on just 4-of-14 in the first nine games of the season
- Scored 18 points at Georgia (16 in second half), hitting 8-of-15 FG, with nine rebounds and two blocks
- Grew four inches and added 40 pounds after his sophomore year in high school... Has a 6-foot, 11.25-inch wingspan
- First North Carolina native to sign with Tech since Anthony Morrow (Charlotte), who played at Tech from 2004-08 and was an eight-year NBA veteran

13 • Coleman Boyd • G • 6-1 • 173 • So.

- Non-scholarship guard who enrolled at Tech for the summer term
- Played in four games, scoring five points with two assists and a steal ... Drove for a layup against Hawaii for his first collegiate points, and hit a three-pointer against Morehouse
- All-state point guard from Georgia private school powerhouse Mt. Bethel Christian Academy
- Four-year letterwinner and captain at Mt. Bethel, which won state Georgia Independent Christian Athletic Association (GICAA) championships in 2017 and 2019, and reached the final four in 2016 and 2019 ... Team went 97-26 in his four years
- Earned all-region and honorable mention all-state honors in 2019 by the Georgia High School Association
- Played at Mt. Bethel for his father, Cal, a longtime successful high school coach in the Atlanta area and a standout basketball player at Wake Forest following a legendary high school career at Campbell High School in Smyrna

34 • Niko Broadway • G • 6-3 • 195 • So.

- Non-scholarship guard who enrolled at Tech for the fall term
- Played in three games, scored his first collegiate points on a reverse layup against Morehouse
- Comes from a Tech family ... Both parents went to Tech, and his brother, Olin, is on the football team
- Two-year starter for coach Aaron Parr who helped St. Pius X win 102 games while he was on the varsity team ... Second-team all-state and first team
- All-region as a senior, when he averaged 10.6 points, 5.4 rebounds and 2.1 assists per game, all second-best on the team
- Led St. Pius X to back-to-back runner-up finishes in the state championship in 2017 and 2018 (both at McCamish Pavilion), and three consecutive region titles in 2017, 2018 and 2019

35 • Jehloni James • F • 6-6 • 180 • So.

- Non-scholarship player who joined the Tech program for the fall, 2019 semester
- His father, Elbridge, played college basketball at Binghamton University
- Played in one game in 2019-20, for the final minute against Elon, and made his only field goal attempt.
- Played four years and lettered three at Lanier High School in Sugar Hill, Ga.

45 • Shaheed Medlock • G • 6-5 • 196 • Sr.

- Non-(athletic)-scholarship player who enrolled at Tech and joined the basketball program in the summer of 2016 ... Was not on the team in 2017-18, but returned for the 2018-19 season
- Played in seven games for the Yellow Jackets over the past three years
- Enrolled at Tech on a Bill Gates Millennium Scholarship
- Earned a reputation as an outstanding defensive player in high school

55 • Malachi Rice • G • 6-0 • 186 • Sr.

- Left-handed point guard who played four years, lettering in three, on the varsity team at Brebeuf Jesuit Preparatory School ... Led Brebeuf to Circle City Conference championships twice
- Played in six games for the Yellow Jackets over the past two years ... Played in just one game this season, missing opportunities due to an injured ankle
- Older brother Solomon is a distance runner on the track team at Columbia University .. Twin brother Isaiah is a freshman walk-on basketball player at Vanderbilt ... His uncle, Kenneth Rice, played basketball at Alabama from 1988-91

2019-20 SEASON STATISTICS AND RESULTS

Season Records

Record	Overall	Home	Away	Neutral
ALL GAMES	17-14	10-4	6-7	1-1
CONFERENCE	11-9	6-4	5-5	0-0
NON-CONFERENCE	6-5	4-2	1-2	1-1

Scores by Periods

Team	1st	2nd	OT	TOT
Georgia Tech	988	1129	9	2126
Opponents	943	1107	9	2059

Team Box Score

No.	Player	GP-GS		Total		3-Point		F-Throw		Rebounds				Other				PTS	AVG				
		GP	GS	MIN	AVG	FG-FGA	FG%	3FG-FGA	3FG%	FT-FTA	FT%	OFF	DEF	TOT	AVG	PF	DQ			A	TO	BLK	STL
0	DEVOE, Michael	28	28	983:50	35.1	157-330	.476	53-124	.427	81-108	.750	11	99	110	3.9	68	2	96	95	3	34	448	16.0
10	ALVARADO, Jose	24	23	804:01	33.5	119-268	.444	42-125	.336	65-82	.793	9	72	81	3.4	69	3	96	64	2	53	345	14.4
5	WRIGHT, Moses	31	31	941:03	30.4	169-318	.531	7-29	.241	58-94	.617	55	161	216	7.0	96	4	28	82	35	18	403	13.0
1	BANKS III, James	31	29	918:17	29.6	106-202	.525	0-1	.000	81-128	.633	86	149	235	7.6	110	7	32	61	76	30	293	9.5
4	USHER, Jordan	23	23	612:23	26.6	69-171	.404	9-44	.205	41-54	.759	17	84	101	4.4	58	1	49	58	6	18	188	8.2
11	PARHAM, Bubba	31	6	821:38	26.5	54-151	.358	26-86	.302	26-30	.867	12	63	75	2.4	85	3	55	42	1	25	160	5.2
3	COLE, Evan	27	2	340:47	12.6	48-102	.471	4-21	.190	20-37	.541	34	64	98	3.6	40	0	10	20	8	8	120	4.4
12	MOORE, Khalid	29	12	491:14	16.9	31-89	.348	9-27	.333	24-47	.511	15	47	62	2.1	48	3	33	36	4	20	95	3.3
23	PRICE, Asanti	15	0	219:52	14.7	16-54	.296	4-31	.129	4-9	.444	7	23	30	2.0	9	0	11	18	4	10	40	2.7
24	JAMES, Jehloni	1	0	00:40	0.7	1-1	1.000	0-0	.000	0-0	.000	0	0	0	0.0	0	0	0	0	0	0	2	2.0
2	PHILLIPS, Shembari	14	1	72:42	5.2	7-25	.280	5-17	.294	3-6	.500	2	5	7	0.5	3	0	11	1	2	1	22	1.6
13	BOYD, Coleman	4	0	07:16	1.8	2-5	.400	1-4	.250	0-0	.000	0	2	2	0.5	1	0	3	0	0	1	5	1.3
34	BROADWAY, Niko	3	0	04:27	1.5	1-3	.333	0-0	.000	0-0	.000	2	2	4	1.3	2	0	1	0	0	0	2	0.7
14	DIDENKO, David	6	0	24:60	4.2	1-8	.125	1-7	.143	0-0	.000	1	5	6	1.0	0	0	0	1	1	1	3	0.5
45	MEDLOCK, Shaheed	3	0	03:55	1.3	0-0	.000	0-0	.000	0-0	.000	0	0	0	0.0	2	0	0	1	0	0	0	0.0
55	RICE, Malachi	1	0	01:04	1.1	0-0	.000	0-0	.000	0-0	.000	0	0	0	0.0	0	0	0	0	0	1	0	0.0
Team												50	50	100				24					
Total		31		6248		781-1727	.452	161-516	.312	403-595	.677	301	826	1127	36.4	591	23	425	503	142	220	2126	68.6
Opponents		31		6250		719-1800	.399	168-590	.285	453-637	.711	327	723	1050	33.9	560	15	372	430	112	240	2059	66.4

Team Statistics

	GATECH	OPP
Scoring	2126	2059
Points per game	68.6	66.4
Scoring margin	+2.2	-
Field goals-att	781-1727	719-1800
Field goal pct	.452	.399
3 point fg-att	161-516	168-590
3-point fg pct	.312	.285
3-pt FG made per game	5.2	5.4
Free throws-att	403-595	453-637
Free throw pct	.677	.711
F-Throws made per game	13.0	14.3
Rebounds	1127	1050
Rebounds per game	36.4	33.9
Rebounding margin	+2.5	-
Assists	425	372
Assists per game	13.7	12.0
Turnovers	503	430
Turnovers per game	16.2	13.9
Turnover margin	-2.4	-
Assist/turnover ratio	0.8	0.9
Steals	220	240
Steals per game	7.1	7.7
Blocks	142	112
Blocks per game	4.6	3.6
Winning streak	4	-
Home win streak	7	-
Attendance	90260	164364
Home games-attendance	30-2641	13-12048
Neutral site-attendance	-	3-3893

Team Results

Date	Opponent	W/L	Score	Att.
11/05/2019	at NC State	W	82-81	17133
11/11/2019	Blon	W	64-41	4624
11/20/2019	at Georgia	L	78-82	10205
11/25/2019	Arkansas	Lot	61-62	6547
12/01/2019	Bethune-Cookman	W	68-65	4552
12/04/2019	Nebraska	W	73-56	5133
12/07/2019	Syracuse	L	63-97	5743
12/14/2019	at Kentucky	L	53-67	20111
12/18/2019	Bell St.	L	47-65	4203
12/22/2019	vs Boise St.	W	74-60	6179
12/23/2019	vs Houston	L	59-70	5585
12/25/2019	at Hawaii	W	70-53	6356
12/31/2019	at Florida St.	L	58-70	6837
01/04/2020	at North Carolina	W	95-83	21099
01/08/2020	Duke	L	64-73	8600
01/11/2020	at Boston College	W	71-52	6217
01/15/2020	Nobre Dame	L	74-78	5899
01/18/2020	Virginia	L	58-63	7314
01/22/2020	at Louisville	L	64-68	15001
01/25/2020	NC State	W	64-58	6794
01/28/2020	Norehouse	W	82-54	4133
02/01/2020	at Notre Dame	L	72-80	8240
02/04/2020	Virginia Tech	W	76-57	4727
02/08/2020	at Pittsburgh	L	64-73	10754
02/12/2020	Louisville	W	64-58	5801
02/19/2020	at Wake Forest	W	85-79	7562
02/22/2020	at Syracuse	L	72-79	26661
02/25/2020	Clemson	W	68-59	4763
02/29/2020	Miami (FL)	W	63-57	6681
03/04/2020	Pittsburgh	W	73-57	4746
03/06/2020	at Clemson	W	65-62	8188

GAME NOTES

MISCELLANEOUS

Starting Lineups

Game	Opponent	Result	C	F	G/F	G	G	Lineup#	Record
N5	at NC State	W, 82-81 (ot)	Banks III	Wright	Moore	Alvarado	Devoe	1	1-0
N11	ELON	W, 64-41	Banks III	Wright	Moore	Parham	Devoe	2	1-0
N20	at Georgia	L, 78-82	Banks III	Wright	Moore	Alvarado	Devoe	1	1-1
N25	ARKANSAS	L, 61-62 (ot)	Banks III	Wright	Moore	Parham	Devoe	2	1-1
D1	BETHUNE-COOKMAN	W, 68-65	Cole	Wright	Moore	Parham	Devoe	3	1-0
D4	NEBRASKA	W, 73-56	Cole	Wright	Moore	Parham	Devoe	3	2-0
D7	SYRACUSE	L, 63-97	Banks III	Wright	Moore	Parham	Devoe	2	1-2
D14	at Kentucky	L, 53-67	Banks III	Wright	Moore	Parham	Devoe	2	1-3
D18	BALL STATE	L, 47-65	Banks III	Wright	Moore	Usher	Devoe	4	0-1
D22	vs. Boise State	W, 74-60	Banks III	Wright	Usher	Alvarado	Devoe	5	1-0
D23	vs. Houston	L, 59-70	Banks III	Wright	Usher	Alvarado	Devoe	5	1-1
D25	at Hawai'i	W, 70-53	Banks III	Wright	Usher	Alvarado	Devoe	5	2-1
D31	at Florida State	L, 58-70	Banks III	Wright	Usher	Alvarado	Devoe	5	2-2
J4	at North Carolina	W, 96-83	Banks III	Wright	Usher	Alvarado	Devoe	5	3-2
J8	DUKE	L, 64-73	Banks III	Wright	Usher	Alvarado	Devoe	5	3-3
J11	at Boston College	W, 71-52	Banks III	Wright	Usher	Alvarado	Devoe	5	4-3
J15	NOTRE DAME	L, 74-78	Banks III	Wright	Usher	Alvarado	Devoe	5	4-4
J18	VIRGINIA	L, 58-63	Banks III	Wright	Usher	Alvarado	Devoe	5	4-5
J22	at Louisville	L, 64-68	Banks III	Wright	Usher	Alvarado	Devoe	5	4-6
J25	NC STATE	W, 64-58	Banks III	Wright	Usher	Alvarado	Moore	6	1-0
J28	MOREHOUSE	W, 82-54	Banks III	Wright	Usher	Alvarado	Moore	6	2-0
F1	at Notre Dame	L, 72-80	Banks III	Wright	Usher	Alvarado	Moore	6	2-1
F4	VIRGINIA TECH	W, 76-57	Banks III	Wright	Usher	Alvarado	Devoe	5	5-6
F8	at Pittsburgh	L, 64-73	Banks III	Wright	Usher	Alvarado	Devoe	5	5-7
F12	LOUISVILLE	W, 64-58	Banks III	Wright	Usher	Alvarado	Devoe	5	6-7
F19	at Wake Forest	W, 86-79	Banks III	Wright	Usher	Alvarado	Devoe	5	7-7
F22	at Syracuse	L, 72-79	Banks III	Wright	Usher	Alvarado	Devoe	5	7-8
F25	CLEMSON	W, 68-59	Banks III	Wright	Usher	Alvarado	Devoe	5	8-8
F29	MIAMI	W, 63-57	Banks III	Wright	Usher	Alvarado	Devoe	5	9-8
M4	PITTSBURGH	W, 73-57	Banks III	Wright	Usher	Phillips	Devoe	7	1-0
M6	at Clemson	W, 65-62	Banks III	Wright	Usher	Alvarado	Devoe	5	10-8

Specialty Stats (GT/Opp)

Game	Opponent	Paint	OffTo	2ndCh	FBreak	Bench
N5	at NC State	36/28	17/15	6/10	27/15	7/20
N11	ELON	20/16	16/11	5/13	18/3	16/12
N20	at Georgia	36/30	17/18	13/11	13/13	17/11
N25	ARKANSAS	34/20	11/18	12/0	12/19	10/0
D1	BETHUNE-COOKMAN	38/30	15/15	8/16	6/4	12/7
D4	NEBRASKA	48/30	18/10	7/5	16/15	10/13
D7	SYRACUSE	26/24	21/20	12/13	10/21	12/12
D14	at Kentucky	32/26	14/16	5/11	6/10	9/12
D18	BALL STATE	20/26	16/22	6/1	10/4	15/21
D22	vs. Boise State	30/20	15/19	11/7	9/8	7/15
D23	vs. Houston	22/28	12/9	11/13	13/6	0/10
D25	at Hawai'i	42/20	16/12	9/7	13/5	9/23
D31	at Florida State	24/36	10/14	7/10	10/8	3/29
J4	at North Carolina	58/34	21/19	12/19	8/10	26/19
J8	DUKE	36/38	14/18	14/7	13/21	8/18
J11	at Boston College	42/18	12/13	11/9	6/4	9/9
J15	NOTRE DAME	48/32	13/14	10/12	9/8	11/18
J18	VIRGINIA	32/32	19/14	12/10	2/8	9/3
J22	at Louisville	30/32	7/13	9/15	7/6	0/32
J25	NC STATE	32/26	20/12	8/11	12/13	15/11
J28	MOREHOUSE	42/24	29/10	9/4	18/17	32/31
F1	at Notre Dame	44/18	6/4	25/9	1/6	9/19
F4	VIRGINIA TECH	34/22	14/11	6/10	8/8	16/22
F8	at Pittsburgh	36/24	10/20	10/14	5/5	7/3
F12	LOUISVILLE	26/28	14/14	11/10	2/14	2/40
F19	at Wake Forest	38/38	11/11	7/9	12/13	12/38
F22	at Syracuse	34/34	10/15	3/4	9/21	7/5
F25	CLEMSON	32/34	19/18	6/8	13/8	14/13
F29	MIAMI	40/36	20/18	12/6	13/18	6/22
M4	PITTSBURGH	34/16	15/8	11/14	12/3	37/24
M6	at Clemson	24/24	10/25	4/5	4/6	7/17

Miscellaneous

Opponent	Uniform Color	Tip	Large Lead	Large Deficit	Ties	Lead Changes	GT Led	Opp Led	Game Tied	1st GT Subs	On the Floor at the End	
N5	at NC State	Gold	NCST	3	15	9	5	3:52	35:39	0:24	Parham, Price, Cole - 14:35-1st	Alvarado, Parham, Devoe, Moore, Banks III
N11	ELON	White	Elon	26	2	2	2	36:16	0:45	2:59	Cole, Price, Phillips - 14:25-1st	Boyd, Broadway, Rice, Medlock, James
N20	at Georgia	Navy	GT	8	16	5	3	10:24	24:39	4:57	Parham - 14:44-1st	Devoe, Parham, Price, Cole, Wright
N25	ARKANSAS	Gold	GT	3	9	5	9	3:15	32:08	9:37	Cole - 15:51-1st	Parham, Moore, Cole, Wright, Banks III
D1	BETHUNE-COOKMAN	White	B-C	4	10	11	9	12:49	20:54	6:17	Price - 14:40-1st	Parham, Devoe, Moore, Wright, Banks III
D4	NEBRASKA	White	GT	20	4	3	6	30:27	7:42	1:51	Price - 15:45-1st	Parham, Didenko, Price, Cole, Wright
D7	SYRACUSE	White	GT	2	37	-	3	0:37	39:01	0:22	Price - 16:06-1st	Parham, Devoe, Phillips, Price, Cole
D14	at Kentucky	Gold	GT	5	16	3	4	6:56	31:03	2:01	Price, Cole - 14:53-1st	Devoe, Price, Moore, Wright, Cole
D18	BALL STATE	White	GT	5	30	1	3	5:22	33:11	1:27	Parham - 16:16-1st	Parham, Phillips, Price, Cole, Banks III
D22	vs. Boise State	Navy	GT	15	8	4	4	20:26	15:19	3:39	Moore - 15:36-1st	Phillips, Cole, Usher, Wright, Banks III
D23	vs. Houston	White	GT	-	13	-	-	-	39:23	0:37	Moore - 14:06-1st	Alvarado, Devoe, Moore, Parham, Wright
D25	at Hawai'i	Navy	GT	18	9	8	7	17:51	17:37	4:32	Moore - 18:55-1st	Boyd, Medlock, Phillips, Didenko, Cole
D31	at Florida State	Navy	GT	2	14	9	2	1:37	32:17	6:06	Price - 18:33-1st	Alvarado, Devoe, Usher, Wright, Banks III
J4	at North Carolina	Gold	NC	24	-	-	-	39:10	0:50	0:10	Parham, Moore, Price - 12:34-1st	Alvarado, Parham, Devoe, Wright, Banks
J8	DUKE	White	GT	8	12	5	7	15:38	22:13	2:09	Cole - 14:41-1st	Alvarado, Devoe, Parham, Wright, Banks
J11	at Boston College	Gold	GT	21	1	4	2	34:55	0:13	4:52	Parham, Cole - 14:31-1st	Parham, Price, Phillips, Moore, Didenko
J15	NOTRE DAME	White	ND	6	7	12	10	9:54	19:54	10:12	Parham - 16:04-1st	Devoe, Parham, Usher, Wright, Banks
J18	VIRGINIA	White	VA	3	14	3	2	1:13	35:35	3:12	Parham - 15:23-1st	Alvarado, Parham, Usher, Wright, Banks
J22	at Louisville	Gold	LOU	11	11	6	2	25:24	10:51	3:45	Parham, Cole - 11:48-1st	Alvarado, Devoe, Cole, Wright, Banks
J25	NC STATE	White	NCST	11	5	7	6	19:27	13:25	7:08	Parham - 14:14-1st	Alvarado, Parham, Usher, Cole, Banks
J28	MOREHOUSE	White	GT	33	-	1	-	39:15	-	0:45	Cole - 15:59-1st	Boyd, Broadway, Price, Medlock, Didenko
F1	at Notre Dame	Gold	GT	4	12	-	-	5:44	25:44	9:32	Parham - 15:42-1st	Alvarado, Parham, Usher, Cole, Banks
F4	VIRGINIA TECH	Gold	GT	30	-	-	-	39:25	-	0:35	Parham, Moore - 12:52-1st	Boyd, Broadway, Price, Phillips, Didenko
F8	at Pittsburgh	Gold	GT	8	11	3	1	10:27	27:22	2:11	Moore - 15:47-1st	Alvarado, Parham, Devoe, Usher, Wright
F12	LOUISVILLE	White	GT	11	-	-	-	39:35	-	0:25	Moore - 14:53-1st	Alvarado, Parham, Devoe, Usher, Wright
F19	at Wake Forest	Navy	WF	13	2	9	8	32:20	2:23	5:17	Parham - 16:34-1st	Alvarado, Parham, Devoe, Usher, Cole
F22	at Syracuse	Navy	SYR	12	10	2	2	27:31	10:51	1:38	Cole - 12:36-1st	Parham, Devoe, Usher, Wright, Cole
F25	CLEMSON	White*	CL	13	5	8	7	22:40	10:25	6:55	Parham, Cole - 15:48-1st	Alvarado, Devoe, Parham, Wright, Banks
F29	MIAMI	White*	MIA	20	3	3	7	32:44	4:57	2:19	Cole - 15:20-1st	Alvarado, Devoe, Parham, Wright, Banks
M4	PITTSBURGH	White*	Pitt	21	-	-	-	38:41	-	1:19	Alvarado - 18:50-1st	Devoe, Parham, Usher, Cole, Wright
M6	at Clemson	Navy	CL	11	9	2	4	22:01	15:13	2:46	Parham, Moore, Cole - 14:12-1st	Devoe, Parham, Usher, Cole, Banks

*alternate home white uniform

ROSTER AT-A-GLANCE

NUMERICAL

No.	Name	Pos.	Ht.	Wt.	Cl.	Exp.	Hometown (High School/College)
0	Michael Devoe	G	6-5	197	Jr.	2VL	Orlando, Fla. (Montverde Academy)
1	Kyle Sturdivant	G	6-2	198	So.	TR	Norcross, Ga. (Norcross HS/Southern California)
2	Saba Gigiberia	C/F	7-1	250	Fr.	HS	Tbilisi, Georgia (Prolific Preparatory School [Napa, Calif.])
3	Bubba Parham	G	5-10	160	Sr.	1VL	Snellville, Ga. (Brookwood HS/VMI)
4	Jordan Usher	G/F	6-7	213	Sr.	1VL	Canton, Ga. (Wheeler HS/Southern California)
5	Moses Wright	F	6-9	233	Sr.	3VL	Raleigh, N.C. (William G. Enloe HS)
10	Jose Alvarado	G	6-0	179	Sr.	3VL	Brooklyn, N.Y. (Christ the King HS)
11	Tristan Maxwell	G	6-2	209	Fr.	HS	Charlotte, N.C. (North Mecklenburg HS)
12	Khalid Moore	F	6-7	200	Jr.	2VL	Briarwood, N.Y. (Archbishop Molloy HS)
13	Coleman Boyd	G	6-1	173	So.	1VL	Smyrna, Ga. (Mt. Bethel Christian Academy)
14	David Didenko	F	6-9	233	Jr.	1VL	Yakutsk, Russia (Boca Raton [Fla.] Community School/Palm Beach State)
23	Jordan Meka	F	6-8	224	Fr.	HS	Yaoundé, Cameroon (Mt. Bethel Christian Academy [Marietta, Ga.])
24	Rodney Howard	F	6-10	241	So.	TR	Ypsilanti, Mich. (Legacy Charter School [Greenville, S.C.]/Georgia)
34	Niko Broadway	G	6-3	195	So.	1VL	Atlanta, Ga. (St. Pius X HS)
35	Jehloni James	F	6-6	180	So.	HS	Sugar Hill, Ga. (Lanier HS)
45	Shaheed Medlock	G	6-5	196	Sr.	3VL	Chicago, Ill. (Ware County HS, Waycross, Ga.)
55	Malachi Rice	G	6-0	186	Sr.	3VL	Indianapolis, Ind. (Brebeuf Jesuit Preparatory School)

ALPHABETICAL

No.	Name	Pos.	Ht.	Wt.	Cl.	Exp.	Hometown (High School/College)
10	Jose Alvarado	G	6-0	179	Sr.	3VL	Brooklyn, N.Y. (Christ the King HS)
13	Coleman Boyd	G	6-1	173	So.	1VL	Smyrna, Ga. (Mt. Bethel Christian Academy)
34	Niko Broadway	G	6-3	195	So.	1VL	Atlanta, Ga. (St. Pius X HS)
0	Michael Devoe	G	6-5	197	Jr.	2VL	Orlando, Fla. (Montverde Academy)
14	David Didenko	F	6-9	233	Jr.	1VL	Yakutsk, Russia (Boca Raton [Fla.] Community School/Palm Beach State)
2	Saba Gigiberia	C/F	7-1	250	Fr.	HS	Tbilisi, Georgia (Prolific Preparatory School [Napa, Calif.])
24	Rodney Howard	F	6-10	241	So.	TR	Ypsilanti, Mich. (Legacy Charter School [Greenville, S.C.]/Georgia)
35	Jehloni James	F	6-6	180	So.	HS	Sugar Hill, Ga. (Lanier HS)
11	Tristan Maxwell	G	6-2	209	Fr.	HS	Charlotte, N.C. (North Mecklenburg HS)
45	Shaheed Medlock	G	6-5	196	Sr.	3VL	Chicago, Ill. (Ware County HS, Waycross, Ga.)
23	Jordan Meka	F	6-8	224	Fr.	HS	Yaoundé, Cameroon (Mt. Bethel Christian Academy [Marietta, Ga.])
12	Khalid Moore	F	6-7	200	Jr.	2VL	Briarwood, N.Y. (Archbishop Molloy HS)
3	Bubba Parham	G	5-10	160	Sr.	1VL	Snellville, Ga. (Brookwood HS/VMI)
55	Malachi Rice	G	6-0	186	Sr.	3VL	Indianapolis, Ind. (Brebeuf Jesuit Preparatory School)
1	Kyle Sturdivant	G	6-2	198	So.	TR	Norcross, Ga. (Norcross HS/Southern California)
4	Jordan Usher	G/F	6-7	213	Sr.	1VL	Canton, Ga. (Wheeler HS/Southern California)
5	Moses Wright	F	6-9	233	Sr.	3VL	Raleigh, N.C. (William G. Enloe HS)

Head Coach: Josh Pastner (Arizona, 1997), 5th season

Associate Head Coach: Eric Reveno (Stanford, 1989), 5th season

Assistant Coach: Julian Swartz (Carroll College, 2005), 5th season

Assistant Coach: Anthony Wilkins (Kent State, 2013), 3rd season

Director of Operations: Tyler Benson (St. Bonaventure, 2009), 5th season

Associate Director of Player Personnel: B.J. Elder (Georgia Tech, 2014), 2nd season

Director of Scouting: Hayden Sheridan (Arizona, 2016), 3rd season

Player Development Coach: Dr. Dan Taylor (Franklin Pierce, 2002), 5th season

Athletic Trainer: Richard Stewart (Salisbury, 2005), 14th season

Pronunciations

Jose Alvarado	AL-vuh-ROD-oh
David Didenko	duh-DENK-oh
Saba Gigiberia	SOB-uh GEE-GEE-buh-REE-uh (hard G)
Jordan Meka	MECK-uh
Khalid Moore	kuh-LEED
Bubba Parham	PAR-um
Eric Reveno	REV-uh-no
Malachi Rice	MAL-uh-rye

BY CLASS

Sophomore: Coleman Boyd, Niko Broadway, Rodney Howard, Jehloni James, Kyle Sturdivant

Juniors: Michael Devoe, David Didenko, Khalid Moore

Seniors: Jose Alvarado, Shaheed Medlock, Bubba Parham, Malachi Rice, Jordan Usher, Moses Wright

Freshmen: Saba Gigiberia, Tristan Maxwell, Jordan Meka

BY STATE/COUNTRY

Cameroon: Jordan Meka (by way of Marietta, Ga.)

Florida: Michael Devoe

Georgia: Coleman Boyd, Niko Broadway, Rodney Howard, Jehloni James, Bubba Parham, Kyle Sturdivant, Jordan Usher

Georgia (Republic of): Saba Gigiberia

Illinois: Shaheed Medlock

Indiana: Malachi Rice

New York: Jose Alvarado, Khalid Moore

North Carolina: Tristan Maxwell, Moses Wright

Russia: David Didenko (by way of Florida)

BY MAJOR

Aerospace Engineering: Jehloni James, Kyle Sturdivant

Business Administration: Coleman Boyd, Michael Devoe, David Didenko, Tristan Maxwell, Shaheed Medlock, Jordan Meka, Khalid Moore, Malachi Rice, Jordan Usher, Moses Wright

History, Technology & Society: Bubba Parham

Industrial Design: Saba Gigiberia

Industrial Engineering: Niko Broadway

Literature, Media & Communication: Jose Alvarado

Public Policy: Rodney Howard

BY HEIGHT

5-10	Bubba Parham
6-0	Jose Alvarado, Malachi Rice
6-1	Coleman Boyd
6-2	Tristan Maxwell, Kyle Sturdivant
6-3	Niko Broadway
6-5	Michael Devoe, Shaheed Medlock
6-6	Jehloni James
6-7	Khalid Moore, Jordan Usher
6-8	Jordan Meka
6-9	David Didenko, Moses Wright
6-10	Rodney Howard
7-1	Saba Gigiberia

RADIO/TV ROSTER



Jose Alvarado
G • 6-0 • Sr.

10



Coleman Boyd
G • 6-1 • So.

13



Niko Broadway
G • 6-3 • So.

34



Michael Devoe
G • 6-5 • Jr.

0




David Didenko
F • 6-9 • Jr.

14



Saba Gigiberia
C • 7-1 • Fr.

2



Rodney Howard
F • 6-10 • So.

24




Jehloni James
F • 6-6 • So.

35



Tristan Maxwell
G • 6-2 • Fr.

11



Shaheed Medlock
G • 6-5 • Sr.

45



Jordan Meka
F • 6-8 • Fr.

23




Khalid Moore
F • 6-7 • Jr.

12




Bubba Parham
G • 5-10 • Sr.

11



Malachi Rice
G • 6-0 • Sr.

55



Kyle Sturdivant
G • 6-2 • So.

1



Jordan Usher
G/F • 6-7 • Sr.

4



Moses Wright
F • 6-9 • Sr.

5



Josh Pastner
Head Coach



Eric Reveno
Associate Head Coach



Julian Swartz
Assistant Coach



Anthony Wilkins
Assistant Coach



Tyler Benson
Director of Operations



B.J. Elder
Director of Player Personnel



Hayden Sheridan
Director of Scouting

GAME NOTES

RADIO/TV CHEAT SHEET



0

MICHAEL DEVOE**Guard • 6-5 • 197 • Junior • Orlando, Fla.**

Yr	GP/GS	PPG	RPG	APG	FG%	3FG%	FT%
2019-20	28/28	16.0	3.9	3.4	.476	.427	.750
Season Highs		Pts: 34	Reb: 9	Ast: 8	Min: 42		
Last Game:	20 pts, 7-13 FG, 2-5 3pt, 4-5 FT, 6 reb in 36:36 at Clemson						

Notes

- No. 7 in ACC in scoring, No. 5 in FG%, No. 6 in minutes; missed 3g with foot injury (HM All-ACC)
- ACC games: 14.6 ppg, 3.8 apg, 47.6% FG, 44.2% 3pt FG
- Scored in double figures in 22 games, 10 games of 20 or more points
- 32-of-69 (46.4%) from 3pt distance last 17 games



1

KYLE STURDIVANT**Guard • 6-2 • 198 • Sophomore • Norcross, Ga.**

Yr	GP/GS	PPG	RPG	APG	FG%	3FG%	FT%
2019-20	21/0	2.0	1.1	1.2	.348	.214	.889
Season Highs		Pts: 11	Reb: 4	Ast: 5	Min: 18		
Last Game:	0 pts, 1 reb, 1 ast at Arizona State on 2/8/20						

Notes

- Transfer from Southern California, has three years of eligibility at Tech beginning with 2020-21 season
- Had 25 assists over 22 turnovers, season high of 5 vs. Florida Gulf Coast
- Season-high 11 pts (4-6 FG), only double-figure game, vs. Marquette
- First alumnus of Norcross (Ga.) HS to attend Tech since Gani Lawal (2007-10)




2

SABA GIGIBERIA**Center • 7-1 • 250 • Freshman • Tbilisi, Georgia**

Yr	GP/GS	PPG	RPG	APG	FG%	3FG%	FT%
2019-20	n/a						
Season Highs		Pts: n/a	Reb: n/a	Ast: n/a	Min: n/a		
Last Game:	n/a						

Notes

- Four-star post prospect originally from the Republic of Georgia
- Played two years of HS basketball in the United States, senior year at Prolific Prep in Napa, Calif
- Ranked as high as No. 72 nationally (247Sports) and No. 14 at his position
- Has a 7-foot-4 wingspan



3

BUBBA PARHAM**Guard • 5-10 • 160 • Senior • Snellville, Ga.**

Yr	GP/GS	PPG	RPG	APG	FG%	3FG%	FT%
2019-20	31/6	5.2	2.4	1.8	.358	.302	.867
Season Highs		Pts: 11	Reb: 6	Ast: 4	Min: 40		
Last Game:	4 pts, 1-2 FG, 2-2 FT, 2 ast in 23:46 at Clemson						

Notes

- Had 6 double-digit games, all vs. power conference teams (11 pts vs. Syracuse & UNC, 10 vs. VT)
- Started 6 games, 26.5 minutes per game
- In ACC games: 4.5 ppg, 2.0 apg, 29.6% 3pt, 25.3 mpg
- Transfer from VMI who made All-Southern Conference team in 2018-19 (SoCon-best 21.4 ppg, 39.7% 3pt)



4

JORDAN USHER**Guard/Forward • 6-7 • 213 • Senior • Canton, Ga.**

Yr	GP/GS	PPG	RPG	APG	FG%	3FG%	FT%
2019-20	23/23	8.2	4.4	2.1	.404	.205	.759
Season Highs		Pts: 18	Reb: 8	Ast: 6	Min: 36		
Last Game:	11 pts, 3-9 FG, 1-3 3pt, 4-4 FT, 8 reb in 33:21 at Clemson						

Notes

- Transfer from USC at mid-season last year, made GT debut vs Ball State on Dec. 18
- Started all 23 games since becoming eligible, reached double figures in points in 8; high of 18 vs. Boise State
- 12.0 ppg, 13-30 FG, 9-10 FT, 4.7 rpg in Diamond Head Classic
- Tech was 6-2 when he scored in double figures



5

MOSES WRIGHT**Forward • 6-9 • 233 • Senior • Raleigh, N.C.**

Yr	GP/GS	PPG	RPG	BK/G	FG%	3FG%	FT%
2019-20	31/31	13.0	7.0	1.1	.531	.241	.617
Season Highs		Pts: 33	Reb: 12	Blk: 3	Min: 38		
Last Game:	7 pts, 1-3 FG, 5-6 FT, 6 reb in 25:47 at Clemson						

Notes

- No. 3 in the ACC in FG%, No. 14 in rebound avg., No. 19 in scoring (ACC games only)
- In ACC games: 13.4 ppg, 6.8 rpg, 50.5% FG, 60% FT
- All-tourney team at Diamond Head Classic: 17.7 ppg, 7.3 rpg, 21-33 FG, 10-12 FT, 4 blocks
- Seven double-doubles this season, four vs. ACC teams (career-high 33 pts, 10 rebounds at Syracuse)



10

JOSE ALVARADO**Guard • 6-0 • 179 • Senior • Brooklyn, N.Y.**

Yr	GP/GS	PPG	RPG	APG	FG%	3FG%	FT%
2019-20	24/23	14.4	3.4	4.0	.444	.336	.793
Season Highs		Pts: 26	Reb: 10	Ast: 9	Min: 40		
Last Game:	13 pts, 3-9 FG, 2-5 3pt, 5-7 FT, 2 stl in 34:00 at Clemson						

Notes

- Averaged 18.1 points, 46.9% FG, 36.5% 3pt, 76.9% FT, 3.3 apg in last 11 ACC games
- All-ACC third-team despite missing 7 of 8 games in Nov.-Dec.
- In ACC games: 16.1 ppg, 4.3 apg, 2.4 spg, 46.5% FG, 35.8% 3pt FG, 76.4% FT
- No. 8 in ACC in scoring, No. 6 in FG%, No. 8 in assists, No. 1 in steals (ACC games only)



11

TRISTAN MAXWELL**Guard • 6-2 • 209 • Freshman • Charlotte, N.C.**

Yr	GP/GS	PPG	RPG	APG	FG%	3FG%	FT%
2019-20	n/a						
Season Highs		Pts: n/a	Reb: n/a	Ast: n/a	Min: n/a		
Last Game:	n/a						

Notes

- Consensus North Carolina state high school player of the year as a senior
- Led North Mecklenburg HS to the state championship game, which was never held due to Covid-19
- North Mecklenburg's all-time leading scorer (2,253), NC HS record for 3pt FG (331)
- Led North Mecklenburg to 104-12 record in his four years on the varsity team



12

KHALID MOORE**Forward • 6-7 • 200 • Junior • Briarwood, N.Y.**

Yr	GP/GS	PPG	RPG	APG	FG%	3FG%	FT%
2019-20	29/12	3.3	2.1	1.1	.348	.333	.511
Season Highs		Pts: 11	Reb: 9	Ast: 6	Min: 39		
Last Game:	3 pts, 1-2 FG, 1-1 3pt in 3:23 at Clemson						

Notes

- Versatile player who does a little of everything, started first 9 games this season, 12 total (16.9 mpg)
- Started for injured Devoe vs. NC ST, Morehouse and VT - 17 mpg, 17 total points, 6 reb
- Played in every ACC game as a freshman, 16.4 mpg overall; started 10 games overall; 48.2% FG
- Attended alma mater of legendary Tech guard Kenny Anderson, played on same AAU team as Jose Alvarado



14

DAVID DIDENKO**Forward • 6-9 • 233 • Junior • Yakutsk, Russia**

Yr	GP/GS	PPG	RPG	APG	FG%	3FG%	FT%
2019-20	6/0	0.5	1.0	0.0	.125	.143	.000
Season Highs		Pts: 3	Reb: 3	Ast: 0	Min: 15		
Last Game:	DNP at Clemson						

Notes

- Transferred from Palm Beach State CC in Florida with three years of eligibility to play at Tech
- Native of Yakutsk, Russia, emigrated to the United States in 2010, attended HS in Boca Raton
- Played 27 games in his one season at Palm Beach State, double figures three times
- Scored his first points at Tech vs. Morehouse on a 3-pointer, grabbed 3 rebounds



23

JORDAN MEKE**Forward • 6-8 • 224 • Freshman • Yaoundé, Cameroon**

Yr	GP/GS	PPG	RPG	APG	FG%	3FG%	FT%
2019-20	n/a						
Season Highs		Pts: n/a	Reb: n/a	Ast: n/a	Min: n/a		
Last Game:	n/a						

Notes

- Spent all four years of HS at Mt. Bethel Christian Academy in Kennesaw, Ga.
- Four-time all-state and all-Atlanta metro performer who set school records for points, rebounds, blocked shots
- Led Mt. Bethel to two Georgia Independent Christian Athletic Association state titles, one trip to class A semifinals
- Has 7-foot-1 wingspan



24

RODNEY HOWARD**Forward • 6-10 • 241 • Sophomore • Ypsilanti, Mich.**

Yr	GP/GS	PPG	RPG	BLK/G	FG%	3FG%	FT%
2019-20	24/2	1.3	1.5	0.7	.565	.000	.278
Season Highs		Pts: 4	Reb: 6	Ast: 4	Min: 16		
Last Game:	2 pts, 3 reb, 1 blk at LSU						

Notes

- Transfer from Georgia, has three years of eligibility at Tech beginning with 2020-21 season
- Played in 24 games with two starts, finished 2nd on team in blocked shots (15) despite limited minutes
- Season-high 6 boards vs. South Carolina, double-digit minutes vs. South Carolina and LSU in SEC play
- Born in Michigan, attended HS in Georgia until senior year (Legacy Charter in S.C.)