

GEORGIA TECH

128TH SEASON • 4 NATIONAL CHAMPIONSHIPS • 15 CONFERENCE CHAMPIONSHIPS • 45 BOWL APPEARANCES • 25 BOWL VICTORIES

GEORGIA TECH (2-3, 2-2 ACC) AT BOSTON COLLEGE (3-2, 2-2 ACC)

SATURDAY, OCTOBER 24, 2020 • 4 P.M. ET • CHESTNUT HILL, MASS. • ALUMNI STADIUM

MATCHUP AT A GLANCE



GEORGIA TECH

2-3 (2-2 ACC)	vs.	BOSTON COLLEGE
Atlanta, Ga.	Record	3-2 (2-2 ACC)
1885	Location	Chestnut Hill, Mass.
35,000	Founded	1863
Yellow Jackets, Ramblin' Wreck	Enrollment	14,513
Tech Gold and White	Nickname	Eagles
Atlantic Coast (Coastal Division)	Colors	Maroon and Gold
Bobby Dodd Stadium at Historic Grant Field (55,000)	Conference	Atlantic Coast (Atlantic Division)
Geoff Collins	Stadium (Capacity)	Alumni Stadium (44,500)
5-12 (2nd season)	Head Coach	Jeff Hafley
20-22 (4th season)	Head Coach's Record at School	3-2 (1st season)
None	Head Coach's Overall Record	Same
Spread Pro-Style	National Ranking	-/rv
22.0 (13th/62nd)	Basic Offense	Pro Style
195.6 (4th/22nd)	Points Per Game (Conference/National Rank)	23.4 (12th/60th)
207.6 (12th/55th)	Rushing Yards Per Game (Conference/National Rank)	66.2 (15th/75th)
403.2 (8th/40th)	Passing Yards Per Game (Conference/National Rank)	305.2 (2nd/17th)
4-2-5 Effort Based	Total Yards Per Game (Conference/National Rank)	371.4 (14th/56th)
39.8 (15th/70th)	Basic Defense	Multiple
185.6 (11th/57th)	Points Allowed Per Game (Conference/National Rank)	24.6 (5th/26th)
307.6 (15th/68th)	Rushing Yards Allowed Per Game (Conference/National Rank)	177.2 (10th/52nd)
493.2 (15th/70th)	Passing Yards Allowed Per Game (Conference/National Rank)	209.6 (4th/25th)
L, 73-7 vs. No. 1 Clemson (Oct. 17, 2020)	Total Yards Allowed Per Game (Conference/National Rank)	386.8 (6th/33rd)
	Last Game	L, 40-14 at No. 23 Virginia Tech (Oct. 17, 2020)

TOP STORYLINES

- Georgia Tech football hits the road for the first time in nearly a month when it travels to Boston College for an Atlantic Coast Conference matchup on Saturday.
- The Yellow Jackets and Eagles come into the pivotal ACC showdown with identical 2-2 records in conference play.
- Georgia Tech is 7-2 all-time against Boston College, including a perfect 3-0 record at BC.
- The teams are meeting for the first time since Georgia Tech eeked out a 17-14 triumph over Boston College in the 2016 season opener at Aviva Stadium in Dublin, Ireland.
- The teams are squaring off stateside for the first time since a 37-17 Georgia Tech home win in 2012 and the Yellow Jackets are traveling to BC for the first time since a 19-16 win at Alumni Stadium in 2008.
- The Jackets and Eagles are meeting for the fifth time since BC joined the ACC in 2005. GT is 3-1 against the Eagles in ACC play, including wins in each of the last three matchups.
- The Yellow Jackets are playing on the road for the first time since they traveled to Syracuse on Sept. 26. For the second-straight road game, the Jackets will play in front of no fans on Saturday at BC's Alumni Stadium.
- Georgia Tech continues to rank among the nation's elite in forcing turnovers this season, as its 11 takeaways are tied for fourth nationally.

SERIES HISTORY

Series Record (Streak): Georgia Tech leads 7-2 (GT; W3)
at Georgia Tech: Georgia Tech leads 3-2
at Boston College: Georgia Tech leads 3-0
Neutral Sites: Georgia Tech leads 1-0
Last Meeting: Georgia Tech 17, Boston College 14 (Sept. 3, 2016 - Dublin, Ireland)



BOSTON COLLEGE

2020 GEORGIA TECH SCHEDULE/RESULTS

• Overall: **2-3** | ACC: **2-2** | Place: **7th**
• Home: **1-2** | Away: **1-1** | Neutral: **0-0** | Streak: **L1**

Date	Opponent	Time/Result	TV
Sept. 12	at RV/- Florida State*	W, 16-13	ABC
Sept. 19	NO. 14/13 UCF	L, 49-21	ABC
Sept. 26	at Syracuse*	L, 37-20	RSN
Oct. 9 (Fri.)	LOUISVILLE*	W, 46-27	ESPN
Oct. 17	No. 1/1 CLEMSON*	L, 73-7	ABC
Oct. 24	at -/rv Boston College*	4 p.m.	ACCN
Oct. 31	No. 3/3 NOTRE DAME*	3:30 p.m.	ABC
Nov. 14	PITT*	TBA	TBA
Nov. 21	at 11/11 Miami (Fla.)*	TBA	TBA
Nov. 28	DUKE*	TBA	TBA
Dec. 5	at 23/22 NC State*	TBA	TBA

All times Eastern; Home games in **BOLD CAPS**

* ACC game

Ranks for past/current games = AP/Coaches ranks at time of game

Ranks for future games = current AP/Coaches rank

ON THE AIR

TV: ACC Network

- Play-by-Play** Chris Cotter
- Analyst** Mark Herzlich
- Sideline Reporter** Kelsey Riggs
- Online: WatchESPN.com

RADIO: Georgia Tech Sports Network from Learfield IMG College

- Play-by-Play** Andy Demetra
- Analyst** Sean Bedford
- Sideline Reporter** Wiley Ballard
- In Atlanta: 680 AM/93.7 FM The Fan
- Across Georgia: Visit RamblinWreck.com for 30-station affiliate list
- Satellite: Sirius 111 (BC broadcast) / XM 380 (GT broadcast)
- Mobile App: GT Gameday
- TuneIn: buzz.gt/LiveTuneIn

GEORGIA TECH'S LAST GAME

vs. No. 1/1 Clemson L, 73-7

Date Oct. 17

Location Atlanta, Ga. (Bobby Dodd Stadium)

Total Offense 204

Rushing 123

Passing 81

Turnovers 3

Total Defense 671

Rushing 171

Passing 500

Takeaways 2

Passing Leader

Jeff Sims 6-13-1, 81 yds., 1 TD

Receiving Leaders

Jalen Camp 1 rec., 59 yds., 1 TD

Jahmyr Gibbs 3 rec., 23 yds.

Rushing Leaders

Jahmyr Gibbs 15 att., 67 yds.

Spence Massey 3 att., 47 yds.

Defensive Leaders

Avery Showell 7 tackles

Zamari Walton 4 tackles, 1 INT

Quez Jackson 4 tackles, 1.0 TFL, 1.0 sack

TALE OF THE TAPE

Average heights and weights of players listed Above The Line
(Georgia Tech)/on the depth chart (Boston College):

Georgia Tech		Boston College
6-4, 315	Offensive Line	6-5, 306
6-5, 253	Tight Ends	6-5, 247
6-1, 208	Offensive Backs (QB and RB)	6-1, 218
6-1, 201	Receivers	6-1, 195
6-3, 276	Defensive Line	6-2, 271
6-1, 229	Linebackers	6-0, 226
6-2, 203	Defensive Backs	6-0, 194

TOP PERFORMERS AT A GLANCE

PASSING	COMP.	ATT.	INT.	YDS.	TD
Georgia Tech					
Jeff Sims	71	132	9	1,025	6
Boston College					
Phil Jurkovec	127	203	4	1,526	10
RUSHING	ATT.	YDS.	AVG.	TD	
Georgia Tech					
Jahmyr Gibbs	61	299	4.9	2	
Jeff Sims	57	228	4.0	3	
Boston College					
David Bailey	58	189	3.3	1	
RECEIVING	NO.	YDS.	AVG.	TD	
Georgia Tech					
Malachi Carter	14	213	15.2	2	
Boston College					
Zay Flowers	28	462	16.5	4	
TACKLES	UT	AT	TT	TFL	SACK
Georgia Tech					
Quez Jackson	22	15	37	2.5	1.0
Boston College					
Max Richardson	26	27	53	4.5	1.0

GEORGIA TECH MEDIA AVAILABILITY

SUN 18	MON 19	TUE 20	WED 21	THU 22	FRI 23	SAT 24
NO AVAILABILITY	NO AVAILABILITY	11 a.m. – Head coach Geoff Collins, defensive coordinator Andrew Thacker and offensive coordinator Dave Patenaude (via Zoom)	10:30 a.m. – Selected student-athletes (via Zoom)	NO AVAILABILITY	NO AVAILABILITY	4 p.m. – GT at Boston College (Chestnut Hill, Mass. – Alumni Stadium) TV: ACC Network Postgame press conference – Head coach Geoff Collins and selected student-athletes (via Zoom)

GEORGIA TECH ATHLETICS COMMUNICATIONS & PUBLIC RELATIONS

- **Assistant A.D./Communications & P.R. (Primary Football Contact):** Mike Flynn
Office: (404) 894-5445 • Mobile: (828) 964-6406
Email: mflynn@athletics.gatech.edu
- **Assistant Director/Communications & P.R. (Secondary Football Contact):** Andrew Clausen
Office: (404) 894-5445 • Mobile: (678) 764-0867
Email: aclausen@athletics.gatech.edu
- **Associate Director/Communications & P.R. (Football Credentials):** Mike Stamus
Office: 404-894-5445 • Mobile: (404) 218-9723
Email: mstamus@athletics.gatech.edu

FOLLOW GEORGIA TECH ONLINE

OFFICIAL WEBSITE: www.RamblinWreck.com



@GTathletics
@GeorgiaTechFB
@GTFootball
@CoachCollins



/GTathletics
/GTFootball



@GTathletics
@GeorgiaTechFB



TogetherWeSwarm



RamblinWreckTube

GEORGIA TECH FOOTBALL BY THE NUMBERS

1

Georgia Tech continues to lead the ACC and ranks 15th nationally with 1.2 sacks allowed per game this season. Last season, Tech finished 86th nationally in sacks allowed (2.33/gm).

4

Georgia Tech has moved up to fourth nationally with 11 takeaways through five games this season (2.2 per game). Last season, the Yellow Jackets finished 84th nationally with 16 takeaways in 12 games (1.33/gm).

4

For the fourth time in five games this season, Georgia Tech Sr. P **Pressley Harvin III** was tabbed as one of the Ray Guy Award's "Ray's 4," which honors the college football's top four punters each week, after averaging 48.3 yards per punt last Saturday against Clemson. Five of his nine punts traveled 50-plus yards and three were downed inside the 20 yard line. For the season, Harvin ranks second nationally in punting (48.2 avg.) and Georgia Tech ranks sixth nationally in net punting (45.39 avg.).

4x400

Georgia Tech has compiled at least 400 yards of total offense in four of its first five games this season. The Yellow Jackets eclipsed the 400-yard plateau in each of its first four games of the season, marking the first time since 2014 that they racked up 400 yards in four-straight games and the first time since 1999 that it opened the season with four-consecutive games with 400 yards or more against NCAA Division I-A/FBS competition.

7

Seven different Yellow Jackets have at least 2.5 tackles for loss through five games this season (DB **Charlie Thomas** - 4.0, LB **David Curry** - 3.0, DL **Jordan Domineck** - 3.0, DL **Antonneous Clayton** - 2.5, LB **Quez Jackson** - 2.5, DL **Curtis Ryans** - 2.5 and DL **Sylvain Yondjouen** - 2.5). Prior to this season, the last time that as many as seven different Jackets had at least 2.5 TFL through five games was in 2008.

10

Georgia Tech and Boston College are meeting for the 10th time on Saturday. The Yellow Jackets lead the all-time series, 7-2.

83

Georgia Tech has a total of 83 "Money Down" (third/fourth down) stops (defense) plus conversions (offense) this season. Head coach **Geoff Collins** has pledged to donate \$10 to Children's Healthcare of Atlanta for each Georgia Tech Money Down defensive stop and offensive conversion this season, meaning that his season-long donation total through five games is \$830.

A GEORGIA TECH WIN WOULD ...

- even its overall record at 3-3 on the season;
- move it to 3-2 in ACC play;
- up it to 8-2 all-time versus Boston College;
- up it to 4-0 all-time at BC;
- be its fourth-straight win over BC;
- be its 15th win in its last 16 games against rotating opponents from the ACC Atlantic Division.

A GEORGIA TECH LOSS WOULD ...

- drop the Yellow Jackets to 2-4 overall and 2-3 in ACC play;
- drop it to 7-3 all-time against Boston College;
- be its first loss in four all-time games at BC;
- snap a three-game winning streak against BC;
- be only its second loss in its last 16 games against rotating opponents from the ACC Atlantic Division.

GEORGIA TECH SECOND-YEAR HEAD COACH — GEOFF COLLINS

Geoff Collins, an Atlanta area native and one of college football's most successful and innovative coaches, is in his second season as Georgia Tech football's head coach. He was named the 20th football head coach in Georgia Tech history on Dec. 7, 2018.

Born in Decatur, Ga. and raised in Conyers, Ga., Collins took the reins at Georgia Tech after serving as the head coach at Temple University in 2017 and 2018.

Despite the challenges associated with overhauling Georgia Tech's football culture, including the monumental switch from its previous option-based offense to a pro-style, spread attack, highlights from Collins' first year on The Flats included:

- a thrilling 28-21 overtime win at Miami (Fla.), the Yellow Jackets' first-ever win over the Hurricanes at Miami's Hard Rock Stadium;
- four players named all-Atlantic Coast Conference — all of which were underclassmen and return to The Flats in 2020;
- Tyler Davis, who Collins recruited to Georgia Tech as a graduate transfer, being selected by the Jacksonville Jaguars in the sixth round of the 2020 National Football League draft, becoming the highest-selected tight end in program history and the first Yellow Jacket TE taken in the NFL Draft in 28 years;
- a team grade point average of 3.0 at the conclusion of the 2020 spring semester — the highest team GPA in program history.

His impact has also been felt in his prowess as a recruiter. Most notably, Georgia Tech's first full recruiting class under Collins, the incoming class of 2020, was ranked No. 24 nationally by Rivals, making it only the second top-25 recruiting class in Tech history and the first since 2007, a class that was compiled when Collins served as the Yellow Jackets' director of player personnel. A total of 12 four- and five-star recruits have joined the Jackets' since Collins' arrival as head coach in December 2018.

Prior to taking the reins at Georgia Tech, Collins put together the most successful first two seasons by a head coach in Temple's 121-year football history. Collins compiled 15 wins and led Temple to two bowl games in his two seasons with the Owls, which are both school records for a coach in his first two campaigns at TU.

In his first season at Temple, Collins led the Owls a 28-3 win over Florida International in the 2017 Gasparilla Bowl, which was good for only the third bowl victory in school history and its first since 2011.

He coached the Owls to an 8-4 record and 7-1 mark in the American Athletic Conference in 2018, with Temple's only conference defeat coming at No. 8-ranked and undefeated UCF. The 8-4 campaign earned Temple a berth in the Independence Bowl.

Prior to becoming head coach at Temple, Collins was one of the nation's most respected defensive coordinators, serving in the role at Florida (2015-16), Mississippi State (2013-14, co-DC: 2011-12), FIU (2010) and his alma mater, Western Carolina (2002-05).

Highlights of his career as a coordinator included ranking among the nation's top 10 in total defense in each of his two seasons at Florida (No. 8 in 2015 and No. 5 in 2016), ranking among the top 25 nationally in total defense (18th — 2013) and scoring defense (23rd — 2014) during his two seasons calling plays at Mississippi State and leading the Sun Belt Conference in total defense, scoring defense and turnover margin in his lone campaign at FIU (2010).

He is the only coach to ever be nominated for the Broyles Award, given to college football's top assistant coach, at three different schools (FIU — 2010, Mississippi State — 2014 and Florida — 2015).

Collins' 27-year career also includes a pair of prior stints at Georgia Tech. He first came to The Flats as a graduate assistant (1999-2000), then tight ends coach (2001) under head coach George O'Leary from 1999-2001, followed by a year as director of player personnel under head coach Chan Gailey in 2006.

During his initial three seasons at Georgia Tech under O'Leary, the Yellow Jackets were 25-12 with three-consecutive bowl appearances. As the Jackets' director of player personnel in 2006, Collins led the efforts to land a recruiting class that included Derrick Morgan (all-American, first-round NFL Draft pick), Morgan Burnett (all-American, third-round NFL Draft pick), Joshua Nesbitt (quarterbacked GT to two ACC Championship Games) and Jonathan Dwyer (the sixth-leading rusher in GT history).

Collins' coaching career also includes stops at Western Carolina (student assistant — 1993-94), Franklin (N.C.) H.S. (assistant coach — 1995), Fordham (linebackers coach — 1996), Albright (defensive coordinator — 1997-98), Alabama (director of player personnel — 2007) and UCF (linebackers coach/recruiting coordinator — 2008-09).

In all, Collins has recruited and/or coached more than three dozen players that have gone on to play in the National Football League. Among Collins' pupils in the NFL are Philadelphia Eagles All-Pro defensive tackle Fletcher Cox (a consensus All-American at Mississippi State and No. 12 overall pick in the 2012 NFL Draft), Tampa Bay Buccaneers cornerback Vernon Hargreaves (a consensus All-American at Florida and No. 11 overall pick in the 2016 NFL Draft), Atlanta Falcons safety Keanu Neal (the No. 17 overall pick in the 2016 NFL Draft) and Indianapolis Colts cornerback Rock Ya-Sin (who earned first-team all-American Athletic Conference honors at Temple after transferring from Presbyterian College and went on to be selected in the second round of the 2019 NFL Draft).

In addition to being renowned as a coach, strategist and evaluator, Collins is also widely recognized as the nation's top head coach when it comes to branding his football program, particularly when it comes to utilizing social media in branding and recruiting efforts. His expertise in marketing and branding has led to him being a guest lecturer for Georgia Tech's Scheller College of Business executive MBA program and a featured speaker at the 2019 Hashtag Sports conference in New York City. Under Collins, Tech became only the second college football program in the nation to partner with renowned creative agency J1S and the first program in the nation to enter into a partnership with best-selling author and branding consultant Jeremy Darlow.

Collins' innovations in utilizing social media to aid in recruiting efforts have not only helped Georgia Tech land the two highest-rated recruiting classes in school history, but also helped Alabama sign the No. 1 class in the nation in 2007-08. Alabama's 2008 signing class included running back Mark Ingram, who went on to become the first Heisman Trophy winner in Crimson Tide history in 2009.

As a student-athlete, Collins totaled 194 career tackles as an outside linebacker and defensive back at Western Carolina (1989-92). He had 68 tackles and six tackles for loss as a junior and helped lead WCU to a 7-4 record with 62 stops, including five behind the line of scrimmage, as a senior.

Collins, 49, is married to the former Jennifer Haynes. They have a daughter, Astrid (4).

THE GEOFF COLLINS FILE

Personal

Hometown: Conyers, Ga.
 Birthdate: April 10, 1971 (49 years old)
 Education: Western Carolina, 1994
 Family: Wife: Jennifer; Daughter: Astrid (4)

Coaching Experience

1993-94 — Western Carolina (student assistant)
 1995 — Franklin (N.C.) H.S. (assistant coach)
 1996 — Fordham (linebackers coach)
 1997-98 — Albright (defensive coordinator)
 1999-2000 — Georgia Tech (graduate assistant)
 2001 — Georgia Tech (tight ends coach)
 2002-05 — Western Carolina (defensive coordinator)
 2006 — Georgia Tech (recruiting coordinator)
 2007 — Alabama (director of player personnel)
 2008-09 — UCF (linebackers coach/recruiting coordinator)
 2010 — Florida International (defensive coordinator)
 2011-12 — Mississippi State (co-defensive coordinator)
 2013-14 — Mississippi State (defensive coordinator)
 2015-16 — Florida (defensive coordinator)
 2017-18 — Temple (head coach)
 2019 — Georgia Tech (head coach)

Head Coaching Experience prior to Georgia Tech

2017 — Temple
 7-6 overall, 4-4 AAC
 def. Florida International, 28-3, in 2017 Gasparilla Bowl

2018 — Temple
 8-4 overall, 7-1 AAC
 faced Duke in 2018 Independence Bowl

COLLINS' CAREER HIGHLIGHTS

- 27th season in the college football coaching profession
- 17th season at an NCAA Division I FBS institution
- third season as a head coach
 - o 15-10 in two seasons at Temple (2017-18)
 - o 7-6 in 2017 — won the Gasparilla Bowl; Temple's first bowl win since 2011, only the third bowl win in school history
 - o 8-4 in 2018 — 7-1 in American Athletic Conference; only loss at No. 8-ranked and undefeated UCF
- 13 seasons as a defensive coordinator
- four seasons as a recruiting coordinator/director of player personnel
- Signed only the second top-25 recruiting class in Georgia Tech history in 2020 (No. 24 — Rivals)
- As Georgia Tech's director of player personnel in 2006, he was instrumental in landing the 2007 signing class that was ranked No. 18 nationally (Rivals) and produced:
 - o **Derrick Morgan**
all-American, first round NFL draft pick
 - o **Morgan Burnett**
all-American, third round NFL draft pick
 - o **Joshua Nesbitt**
quarterbacked GT to two ACC Championship Games
 - o **Jonathan Dwyer**
3,226 career rushing yards rank sixth in GT history
- As Alabama's director of player personnel in 2007, he was instrumental in landing the 2008 signing class that was ranked No. 1 nationally, including Alabama's first-ever Heisman Trophy winner (Mark Ingram — 2009)

GEORGIA TECH-BC SERIES HISTORY

• Georgia Tech and Boston College are meeting for the 10th time in a series that dates back to 1972.

• Georgia Tech holds a 7-2 advantage in the all-time series.

• The Yellow Jackets are 4-0 against Boston College away from home, including a 3-0 all-time record at BC.

• Saturday's game is the Jackets first at Boston College since a 19-16 win at BC's Alumni Stadium on Sept. 6, 2008.

• Tech has won three-straight games in the series.

• Since Boston College joined the ACC in 2005, Georgia Tech is 3-1 against the Eagles.

• In their last meeting, the Yellow Jackets scored the go-ahead touchdown with 35 seconds remaining to top the Eagles, 17-14, on Sept. 3, 2016. The season opener was played at Aviva Stadium in Dublin, Ireland.

GEORGIA TECH-BOSTON COLLEGE SERIES RESULTS

Date	W/L	Result	H/A
Nov. 11, 1972	W	GT 42, BC 10	H
Nov. 25, 1989	W	GT 13, BC 12	H
Sept. 14, 1991	W	No. 17 GT 30, BC 14	A
Oct. 4, 1997	W	GT 42, BC 14	A
Sept. 5, 1998	L	BC 41, GT 31	H
Sept. 15, 2007	L	No. 21 BC 24, No. 15 GT 10	H
Sept. 6, 2008	W	GT 19, BC 16	A
Oct. 20, 2012	W	GT 37, BC 17	H
Sept. 3, 2016	W	GT 17, BC 14	N ¹

Home: 3-2

Away: 3-0

Neutral: 1-0

1 - Dublin, Ireland (Aviva Stadium)

GT AGAINST THE ACC ATLANTIC DIVISION

• Since the ACC began divisional play in 2005, Georgia Tech is 21-5 in regular-season games against rotating opponents from the Atlantic Division (the Yellow Jackets play every member of the Atlantic Division besides Clemson on a rotating basis — Clemson is the Jackets' permanent crossover opponent from the Atlantic).

• The Jackets have won 14 of their last 15 games over rotating opponents from the ACC Atlantic Division. Prior to a 37-20 loss at Syracuse on Sept. 26, Tech's last loss to a rotating opponent from the Atlantic Division was a 45-28 defeat at NC State on Sept. 25, 2010.

GT vs. ATLANTIC DIVISION ROTATING OPPONENTS (REGULAR SEASON — 2005-PRES.)

Opponent	Record	Streak
Boston College	3-1	W3
Florida State	4-0	W4
Louisville	2-0	W2
Maryland	3-1	W2
NC State	4-2	W2
Syracuse	1-1	L1
Wake Forest	4-0	W4
Total	21-5	W1

2020 ACC STANDINGS

	Preseason				
	Poll	ACC	Pct.	Overall	Pct.
Clemson	1	4-0	1.000	5-0	1.000
Notre Dame	2	3-0	1.000	4-0	1.000
NC State	11	4-1	.800	4-1	.800
Miami	6	3-1	.750	4-1	.800
North Carolina	3	3-1	.750	4-1	.750
Virginia Tech	5	3-1	.750	3-1	.750
Boston College	13	2-2	.500	3-2	.600
GEORGIA TECH	15	2-2	.500	2-3	.400
Pitt	8	2-3	.400	3-3	.500
Wake Forest	10	1-2	.333	2-2	.500
Florida State	7	1-3	.250	2-3	.400
Virginia	9	1-3	.250	1-3	.250
Syracuse	14	1-3	.250	1-4	.200
Duke	12	1-5	.167	1-5	.167
Louisville	4	0-4	.000	1-4	.200

ASSOCIATED PRESS TOP 25 POLL (WEEK 8)

Team (1st-place votes)	Points	Prev.	Record
1 <i>Clemson (54)</i>	1,542	1	5-0
2 Alabama (8)	1,494	2	4-0
3 <i>Notre Dame</i>	1,337	4	4-0
4 Georgia	1,300	3	3-1
5 Ohio State	1,223	6	0-0
6 Oklahoma State	1,137	7	3-0
7 Texas A&M	1,054	11	3-1
8 Penn State	1,033	9	0-0
9 Cincinnati	1,028	8	3-0
10 Florida	942	10	2-1
11 <i>Miami (Fla.)</i>	887	13	4-1
12 BYU	875	14	5-0
13 Oregon	841	12	0-0
T-14 North Carolina	677	5	3-1
T-14 Wisconsin	677	16	0-0
16 SMU	638	17	5-0
17 Iowa State	511	20	3-1
18 Michigan	489	19	0-0
19 Virginia Tech	411	23	3-1
20 Kansas State	399	22	3-1
21 Minnesota	234	24	0-0
22 Marshall	227	NR	4-0
23 <i>North Carolina State</i>	199	NR	4-1
24 Southern Cal	192	25	0-0
25 Coastal Carolina	185	NR	4-0

Others receiving votes: Memphis 76; Oklahoma 74; Tulsa 58; West Virginia 57; Auburn 48; Iowa 42; Louisiana-Lafayette 40; Liberty 37; Utah 36; UAB 30; Army 29; Arkansas 15; Air Force 14; Kentucky 12; Tennessee 11; Virginia 9; Arizona State 9; Washington 8; South Carolina 8; Indiana 4; Texas 1

USA TODAY COACHES TOP 25 POLL (WEEK 8)

Team (1st-place votes)	Record	Points	Prev
1 <i>Clemson (52)</i>	5-0	1540	1
2 Alabama (8)	4-0	1494	2
3 <i>Notre Dame</i>	4-0	1351	4
4 Georgia	3-1	1295	3
5 Ohio State (2)	0-0	1254	5
6 Oklahoma State	3-0	1149	7
7 Penn State	0-0	1059	8
8 Florida	2-1	1002	9
9 Texas A&M	3-1	1001	11
10 Cincinnati	3-0	989	10
11 <i>Miami</i>	4-1	890	12
12 Brigham Young	5-0	890	13
13 North Carolina	3-1	725	6
14 Wisconsin	0-0	698	15
15 Oregon	0-0	683	16
16 Southern Methodist	5-0	618	18
17 Michigan	0-0	507	19
18 Iowa State	3-1	485	20
19 Kansas State	3-1	395	22
20 Virginia Tech	3-1	373	23
21 Minnesota	0-0	209	25
22 NC State	4-1	200	NR
23 Southern California	0-0	186	24
24 Coastal Carolina	4-0	150	NR
25 Marshall	4-0	139	NR

Others receiving votes: Auburn 93; Army 90; West Virginia 64; Kentucky 60; Oklahoma 59; Liberty 57; Memphis 53; Utah 48; Iowa 48; UAB 42; Boise State 37; UL Lafayette 31; Arkansas 29; Tennessee 25; Texas Christian 22; Air Force 14; Texas 12; South Carolina 12; Tulsa 10; Arizona State 10; Washington 8; Missouri 7; Louisiana State 7; California 6; *Boston College* 6; Nebraska 5; Indiana 5; *Florida State* 4; Stanford 3; *Central Florida* 1.

Georgia Tech opponents in italics

OFFENSE

• The most noticable change for the majority of observers when head coach **Geoff Collins** took the reins at Georgia Tech prior to last season was the transition from the option-based offense that the Yellow Jackets ran under former head coach Paul Johnson for 11 seasons to a spread, pro-style offense.

• Leading the transition to Georgia Tech's spread, pro-style offense is offensive coordinator/quarterbacks coach **Dave Patenaude**. Patenaude also served as the offensive coordinator and quarterbacks coach under Collins for two seasons at Temple (2017-18).

• With Patenaude at the helm of Temple's offense, the Owls amassed two of the three highest single-season passing totals in school history (3,273 yards in 2017, 3,297 yards in 2018).

• After finishing last in the ACC and 127th out of 130 teams nationally in total offense last season (286.3 ypg), Georgia Tech is averaging 403.2 yards per game this season (40th nationally/eighth ACC).

• Georgia Tech ranks among the top 25 nationally in three official NCAA statistical categories on offense — fewest sacks allowed (15th - 1.2/gm), passing yards per completion (17th - 14.03) and rushing offense (22nd - 195.6 ypg).

• Tech had at least 400 yards of total offense in each of its first four games of the season (438 at Florida State, 471 vs. UCF, 453 at Syracuse, 450 vs. Louisville). Coming into this season, the Yellow Jackets had gone 16 games without compiling 400 yards of total offense, with their last 400-yard game coming on Nov. 3, 2018 at North Carolina.

• Prior to this season, the last time that Tech had four-straight 400-yard games at any point in a season was in 2011, the last time the Yellow Jackets opened a season with four-straight 400-yard games was in 2011 and the last time the Jackets opened a season with 400-yard games against four-straight NCAA Division I-A/FBS opponents was 1999.

THE LAST TIME GEORGIA TECH HAD 400 YARDS OF TOTAL OFFENSE IN FOUR-STRAIGHT GAMES (PRIOR TO THIS SEASON)

At any point in a season: 2014

Oct. 18 at North Carolina — 611

Oct. 25 at Pitt — 612

Nov. 1 vs. Virginia — 409

Nov. 8 at NC State — 549

To open a season: 2011

Sept. 1 vs. Western Carolina — 662

Sept. 10 at Middle Tennessee — 596

Sept. 17 vs. Kansas — 768

Sept. 24 vs. North Carolina — 496

To open a season vs. all I-A/FBS opponents: 1999

Sept. 4 vs. Navy — 487

Sept. 11 at Florida State — 501

Sept. 18 vs. UCF — 494

Sept. 30 vs. Maryland — 587

• Georgia Tech's 277 passing yards in the season opener at Florida State were its most since the Yellow Jackets threw for 282 versus Wofford on Aug. 30, 2014. The 277 passing yards were the Jackets' most against an NCAA Division I FBS opponent since they threw for 309 in a 28-26 loss at Maryland on Oct. 7, 2007 and their most in a win over an FBS team since they threw for 353 in a 27-21 win over North Carolina on Sept. 10, 2005.

• The 277 passing yards versus Florida State were Georgia Tech's 10th-most in any game since the beginning of the 2002 season.

OFFENSE

MOST PASSING YARDS IN A GAME (SINCE 2002)

	Passing Yds.	Opponent	Year	Result
1.	365	Western Carolina	2011	W, 63-21
2.	353	North Carolina	2005	W, 27-21
3.	326	vs. West Virginia	2006	L, 38-35
4.	309	at Maryland	2007	L, 28-26
5.	305	at Maryland	2002	L, 34-10
6.	288	UConn	2004	W, 30-10
7.	283	NC State	2003	W, 29-21
8.	282	Wofford	2014	W, 38-19
9.	279	NC State	2005	L, 17-14
10.	277	at Florida State	2020	W, 16-13

• Georgia Tech's 23 pass completions against FSU were its most in a game since it completed 25 passes versus North Carolina on Sept. 10, 2005.

• Seven of the Yellow Jackets' 13 highest completion totals since the beginning of the 2002 season have come in their last 15 games.

MOST COMPLETIONS IN A GAME (SINCE 2002)

	Completions	Opponent	Year	Result
1.	27	at Duke	2003	L, 41-17
2.	25	North Carolina	2005	W, 27-21
3.	24	NC State	2003	W, 29-21
4.	23	at Florida State	2020	W, 16-13
5.	18	UCF	2020	L, 49-21
	18	Middle Tennessee	2012	L, 49-28
7.	15	at Syracuse	2020	L, 37-20
	15	at Virginia	2019	L, 33-28
	15	at Duke	2019	L, 41-23
	15	at Clemson	2013	L, 55-31
11.	14	at Temple	2019	L, 24-2
	14	USF	2019	W, 14-10
	14	Duke	2014	L, 31-25

• Ten different Georgia Tech players caught passes in the opener at Florida State, which were the most Yellow Jackets to catch a pass in a game since 2006 versus Samford and the most against an NCAA Division I FBS opponent since 2000 versus Georgia.

• Three different Jackets (**Jalen Camp**, **Jahmyr Gibbs** and **Malachi Carter**) caught touchdown passes against Louisville (Oct. 9), marking the first time that three different Georgia Tech receivers caught touchdown passes in the same game since Sept. 12, 2015 vs. Tulane (TaQuon Marshall, Qua Searcy and Michael Summers).

• Georgia Tech's 59-yard touchdown pass from Fr. QB **Jeff Sims** to Camp in the first quarter of last Saturday's game vs. No. 1 Clemson was the Yellow Jackets' longest offensive play of the season (prev.: 45 – Sims to So. WR Marquez Ezzard, Sept. 12 at Florida State).

• The 59-yard strike from Sims to Camp was also the longest offensive play allowed by Clemson this year (prev.: 56 run – Oct. 10 vs. Miami). The longest touchdown play that Clemson had previously allowed this season was a 23-yard pass vs. Virginia (Oct. 3).

• The Jackets' 1,038 passing yards and 74 pass completions are their most through five games since 2005 (1,091 yards and 87 completions).

• Tech's offensive output could be even more impressive if it limits turnovers and improves red-zone production. The Yellow Jackets rank 75th out of 77 teams nationally with 15 turnovers and rank 67th nationally in red-zone offense (.667).

• The Jackets made huge strides in both areas in their 46-27 win over Louisville (Oct. 9), when they had zero turnovers and were 5-of-5 in the red zone (all touchdowns).

• However, Tech committed three turnovers in its loss to Clemson last Saturday, giving it 13 giveaways in its three losses this season. GT has committed just two turnovers in its two wins this season.

QUARTERBACKS

• Georgia Tech quarterback **Jeff Sims** has taken the college football world by storm as a true freshman.

• Sims ranks among the top 35 nationally in seven different statistical categories.

JEFF SIMS — NATIONAL/ACC RANKS

Category	No.	FBS Rank	ACC Rank
Rushing Yards by QB	228	11th	3rd
Passing Yards/Completion	14.44	13th	3rd
Passing Yards	1,025	25th	8th
Points Responsible For	54	26th	7th
Passing Yards/Attempt	7.77	29th	5th
Total Offense	250.6 ypg	32nd	7th
Passing TDs	6	33rd	8th

JEFF SIMS — GAME-BY-GAME

	Rush	Yds.	TD	C-A-I.	Yds.	TD	Total Off.
Florida State	13	64	0	23-34-2	277	1	341
UCF	16	82	1	18-36-2	244	1	326
Syracuse	8	41	1	13-28-4	174	1	215
Louisville	7	64	1	11-21-0	249	2	313
Clemson	13	-23	0	6-13-1	81	1	58
Total	57	228	3	71-132-9	1,025	6	1,253

• Sims has had at least 240 passing yards and 60 rushing yards in three of his five games this season. It is an accomplishment that has only been achieved 14 times this season in NCAA Division I FBS. Sims is the only player that has done it three times and the only true freshman that has done it even once.

QB'S WITH 240 PASS YDS/60 RUSH YDS. IN A GAME
NCAA DIVISION I FBS, 2020

Player	Team	Pass/Rush	Opp.
Jeff Sims*	Georgia Tech	277/64	Florida State
Jeff Sims*	Georgia Tech	244/82	UCF
Jeff Sims*	Georgia Tech	249/64	Louisville
Sam Ehlinger	Texas	262/69	Texas Tech
Sam Ehlinger	Texas	287/112	Oklahoma
Asher O'Hara	Middle Tenn.	372/61	UTSA
Asher O'Hara	Middle Tenn.	268/106	FIU
Brennan Armstrong	Virginia	270/89	Clemson
Cornelius Brown	Georgia State	314/83	Arkansas St.
Frank Harris	UTSA	269/104	S.F. Austin
D'Eriq King	Miami (Fla.)	267/65	Florida State
Bo Nix	Auburn	272/69	South Carolina
Tyler Vitt	Texas State	256/82	UL Monroe
Malik Willis	Liberty	285/85	FIU

* true freshman

• Sims' 1,025 passing yards the by a Georgia Tech quarterback through five games since George Godsey had 1,115 yards through five games in 2001.

• Since 2000, Sims and Godsey only Tech QBs that have thrown for 1,000 yards through five games (Sims: 1,025 - 2020; Godsey: 1,115 - 2001 and 1,008 - 2000).

• Sims made the most impressive debut by a true freshman quarterback in a season opener in Georgia Tech history at Florida State (Sept. 12).

• Sims became the first true freshman quarterback to start a season opener for Georgia Tech since Reggie Ball in 2003 (Aug. 28 vs. BYU).

• Sims became the first true freshman QB to ever win a season opener for Georgia Tech (since the NCAA granted freshmen eligibility in 1972).

• Sims' 23 completions versus Florida State were the most by any Georgia Tech quarterback since Ball completed 24 passes against North Carolina on Sept. 10, 2005.

• Sims' 23 completions vs. FSU are tied for 27th-most by any passer in Georgia Tech single-game history.

MOST COMPLETIONS IN A GAME — GT HISTORY

Player	Comp.	Opponent	Year
1. George Godsey	39	Virginia	2001
2. George Godsey	35	Clemson	2000
3. George Godsey	29	Virginia	2000
4. A.J. Suggs	28	Maryland	2002
5. Michael Kelley	27	Georgia	1980
Reggie Ball	27	Duke	2003
7. Shawn Jones	26	Georgia	1992
George Godsey	26	Maryland	2001
A.J. Suggs	26	Virginia	2002
10. Six times (mr. George Godsey)	25	Florida St.	2001
17. 10 times (mr. Reggie Ball)	24	N. Carolina	2005
27. Jeff Sims	23	Florida St.	2020

• Sims' 15 completions in the first half at Florida State matched the most completions that any Georgia Tech quarterback had in a full game over the previous 12 seasons (2008-19).

MOST PASS COMPLETIONS IN A GAME (SINCE 2008)

Player	Comp.	Opponent	Year
1. Jeff Sims	23	Florida State	2020
2. Jeff Sims	18	UCF	2020
3. James Graham	15	Virginia	2019
James Graham	15	Duke	2019
5. Tevin Washington	14	Middle Tennessee	2012
6. Jeff Sims	13	Syracuse	2020
Justin Thomas	13	Virginia	2015
Vad Lee	13	Clemson	2013
9. Justin Thomas	12	North Carolina	2015
10. Jeff Sims	11	Louisville	2020
James Graham	11	North Carolina	2019
Lucas Johnson	11	USF	2019
Justin Thomas	11	Duke	2016
Justin Thomas	11	Georgia Southern	2014
Justin Thomas	11	Wofford	2014
Vad Lee	11	Georgia	2013
Joshua Nesbitt	11	Utah	2011
Joshua Nesbitt	11	Wake Forest	2010
Joshua Nesbitt	11	Mississippi State	2009

• Sims' 277 passing yards versus Florida State were the most by any Georgia Tech quarterback since Justin Thomas threw for 282 yards against Wofford on Aug. 30, 2014 and the most by a GT QB against an NCAA Division I FBS opponent since Taylor Bennett threw for 309 against Maryland on Oct. 6, 2007.

• Sims became only the third Georgia Tech quarterback since 2000 to throw for at least 250 yards in a season opener, joining Thomas (282 vs. Wofford, 2014) and Tevin Washington (271 vs. Western Carolina, 2011).

• In addition to throwing for 277 yards against FSU, Sims also ran for a game-high 64 yards, giving him 341 yards of total offense, the most by any Georgia Tech player since TaQuon Marshall had 369 versus Tennessee on Sept. 4, 2017.

• Following his spectacular debut against FSU, Sims was named the ACC Rookie of the Week, as well as one of the Davey O'Brien Award's weekly Great 8 and one of the Manning Award's eight Stars of the Week.

• Sims was named ACC Rookie of the Week again for a second time after accounting for 313 yards of total offense (249 passing, 64 rushing) and three touchdowns (two passing, one rushing) versus Louisville (Oct. 9).

OFFENSE

- Sims is only the fourth Yellow Jacket to ever be named ACC Rookie of the Week multiple times.

GEORGIA TECH PLAYERS TO BE NAMED ACC ROOKIE OF THE WEEK MULTIPLE TIMES

No.	Player	Pos.	Year
4	Calvin Johnson	WR	2004
2	Jeff Sims	QB	2020
2	Tobias Oliver	QB	2018
2	Dedrick Mills	RB	2016

- Against Louisville, Sims was recognized by *Pro Football Focus* as having the nation's highest passer rating of the week while under pressure at 143.8.

- Last season, **James Graham** etched his name in the Georgia Tech record books for his performance as a redshirt freshman.

- Graham's 12 touchdown passes last season matched the Georgia Tech freshman record set by Shawn Jones in 1989.

- Despite only making eight starts, Graham's 12 touchdown passes were tied for 10th nationally among freshmen in 2019.

MOST TD PASSES BY FRESHMEN — FBS, 2019

Player	Team	TD
1. Sam Howell	North Carolina	38
2. Kedon Slovis	USC	30
3. Dillon Gabriel	UCF	29
4. Layne Hatcher	Arkansas State	27
5. Kenyon Oblad	UNLV	18
6. Jayden Daniels	Arizona State	17
7. Bo Nix	Auburn	16
Spencer Sanders	Oklahoma State	16
9. Max Duggan	TCU	15
10. James Graham	Georgia Tech	12
Jordan McCloud	USF	12

- With 1,164 passing yards last season, Graham became the first Georgia Tech quarterback to throw for 1,000 yards in a single season since Justin Thomas in 2016 (1,559 yds.) and the first Tech freshman to accomplish the feat since Reggie Ball in 2003 (1,996 yds.).

JAMES GRAHAM — GAME-BY-GAME, 2019

2019	C-A-I	Yds.	TD	Rush Yds.	TD	Total Off.
Clemson	4-7-0	72	1	4	15	0 87
USF	1-1-0	20	0	6	2	0 22
The Citadel	--	DNP	--	--	--	--
Temple	10-24-1	100	0	4	-2	0 98
North Carolina	11-24-2	171	2	13	48	0 219
Duke	15-35-0	206	1	12	6	1 210
Miami (Fla.)	9-18-0	97	1	12	23	0 120
Pittsburgh	3-13-1	57	1	8	30	0 87
Virginia	15-22-1	229	2	8	42	1 271
Virginia Tech	7-14-2	43	0	5	5	0 48
NC State	7-15-0	129	3	14	112	1 141
Georgia	5-20-0	40	1	10	12	0 52
2019 Total	87-193-7	1,164	12	99	290	3 1,454
Career	88-194-7	1,186	12	104	317	3 1,503

- Redshirt freshman **Jordan Yates** saw his first action of the season at Syracuse (Sept. 26), completing 2-of-4 passes for four yards. For his career, Yates has seen action in four games (two as a true freshman in 2019) and completed 6-of-16 passes for 42 yards.

- True freshman **Tucker Gleason** made his collegiate debut at Syracuse. He did not attempt a pass while quarterbacking Georgia Tech's final possession of the game.

RUNNING BACKS

- 2019 third-team all-ACC RB **Jordan Mason**, who led Georgia Tech with 899 rushing yards and seven rushing touchdowns in 2019, picked up where he left off a season ago with 73 all-purpose yards (55 rushing, 18 receiving) and a 19-yard touchdown run in Tech's season opener against Florida State (Sept. 12).

- Mason has been unavailable for Georgia Tech's last four games (Sept. 19 vs. UCF, Sept. 26 at Syracuse, Oct. 9 vs. Louisville, last Saturday vs. Clemson), snapping the junior's streak of 26-consecutive games played to begin his collegiate career.

- Mason's 74.9 rushing yards per game ranked sixth in the ACC and 65th nationally in 2019.

- Mason's 5.23 yards per carry ranked ninth in the ACC and 69th nationally in '19.

- Mason's seven rushing touchdowns ranked ninth in the ACC and 106th nationally last season.

- The first three 100-yard rushing games of Mason's career came in the last seven games of last season (106 at Duke, Oct. 12; 141 at Miami, Oct. 19; 141 vs. NC State, Nov. 21).

- In addition to his three 100-yard games, Mason also ran for 99 yards against USF (Sept. 7) and 94 at Virginia (Nov. 9) last season, giving him five games with at least 90 rushing yards in 2019 and seven in his 26-game career.

- Since the beginning of the 2018 season, Mason is one of only six players that has averaged at least 5.5 yards per rush on a minimum of 13 carries against five-time-defending ACC champion Clemson, and one of only three to accomplish the feat during the regular season.

PLAYERS THAT HAVE AVERAGED 5.5 YDS/RUSH vs. CLEMSON SINCE 2018 (MIN. 13 ATT.)

Player	Team	Avg.	Date
Darrin Hall	Pitt	6.1	12/1/2018
Jordan Mason	Georgia Tech	5.5	8/29/2019
Michael Carter	North Carolina	6.2	9/28/2019
J.K. Dobbins	Ohio State	9.7	12/28/2019
Clyde Edwards-Helaire	LSU	6.9	1/13/2020
D'Eriq King	Miami (Fla.)	6.0	10/10/20

- In 327 career carries, Mason has been held to negative yardage only 25 times.

JORDAN MASON - GAME-BY-GAME

2018	Rush Yds.	TD	Rec. Yds.	TD	All-Purp.
Alcorn St.	11 85	1	0 0	0	85
USF	13 95	0	0 0	0	95
Pitt	10 94	0	1 2	0	96
Clemson	4 30	0	0 0	0	30
Bowling Green	7 61	2	0 0	0	61
Louisville	13 78	1	0 0	0	78
Duke	12 39	0	0 0	0	39
Virginia Tech	12 82	3	0 0	0	82
North Carolina	12 40	0	0 0	0	40
Miami (Fla.)	5 24	0	0 0	0	24
Virginia	3 9	0	0 0	0	9
Georgia	1 3	0	0 0	0	3
Minnesota	5 19	0	0 0	0	19
2018 Total	108 659	7	1 2	0	661

2019	Rush Yds.	TD	Rec. Yds.	TD	All-Purp.
Clemson	13 72	1	0 0	0	72
USF	20 99	1	3 15	0	114
The Citadel	11 78	2	1 11	0	89
Temple	5 8	0	2 17	0	25
North Carolina	8 62	1	0 0	0	62
Duke	18 106	0	1 2	0	108
Miami (Fla.)	20 141	1	0 0	0	141
Pitt	15 56	0	0 0	0	56
Virginia	19 94	1	0 0	0	94
Virginia Tech	5 5	0	0 0	0	5
NC State	22 141	0	0 0	0	141
Georgia	16 37	0	0 0	0	37
2019 Total	172 899	7	8 45	0	944

2020	Rush Yds.	TD	Rec. Yds.	TD	All-Purp.
Florida St.	14 55	1	1 18	0	73
UCF	— DID NOT PLAY —				
Syracuse	— DID NOT PLAY —				
Louisville	— DID NOT PLAY —				
Clemson	— DID NOT PLAY —				
2020 Total	14 55	1	1 18	0	73
Career	327 1,613	15	10 65	0	1,678

- During his 106-yard performance at Duke on Oct. 12 of last season, Mason became the 50th student-athlete in Georgia Tech history with 1,000 career rushing yards. He currently ranks 25th in program history with 1,613 rushing yards. He needs just 387 yards to become only the 17th Yellow Jacket with 2,000 career rushing yards.

- Despite Mason being out of the lineup for the last four games, Georgia Tech has not seen a dropoff at the running back position, thanks largely to the impressive collegiate debut of true freshman **Jahmyr Gibbs**.

- In just four games, Gibbs has rushed for 299 yards (4.9 avg.), caught 11 passes for 169 yards (15.4 avg.), returned five kicks for 137 yards (27.4 avg.) and scored five touchdowns (three receiving, two rushing).

JAHPMYR GIBBS - GAME-BY-GAME

2020	Rush Yds.	TD	Rec. Yds.	TD	KR/Yds.	All-Purp.
FSU	— DID NOT PLAY —					
UCF	15 66	1	4 60	1	2/93	219
S'cuse	18 105	0	2 26	1	3/44	175
L'ville	13 61	1	2 60	1	0/0	121
Clem	15 67	0	3 23	0	0/0	90
Total	61 299	2	11 169	3	5/137	605

- Despite playing in only four games, Gibbs is Tech's leading rusher with 299 yards this season.

- Gibbs also leads Georgia Tech with five touchdowns scored, three touchdown receptions, 468 yards from scrimmage and 605 all-purpose yards in just four games.

- Gibbs ranks among the nation's top 35 in four official statistical categories.

JAHPMYR GIBBS — NATIONAL/ACC RANKS

Category	No.	FBS Rank	ACC Rank
All-Purpose Yards	151.25 ypg	8th	3rd
Kickoff Return Avg.	27.4	11th	2nd
Total Touchdowns	5	24th	6th
Receiving TDs	3	32nd	7th

- Twice in his four games this season, Gibbs has had at least 60 rushing yards, 60 receiving yards, one rushing touchdown and one receiving touchdown (Sept. 19 vs. UCF and Oct. 9 vs. Louisville). It is an accomplishment that has only been achieved seven times this season in NCAA Division I FBS. Gibbs is the only player that has done it multiple times.

OFFENSE

60 RUSH YDS/60 REC. YARDS/1 RUSH TD/1 REC. TD IN A GAME — NCAA DIVISION I FBS, 2020

Player	Team	No.	Opp.
Jahmyr Gibbs*	Georgia Tech	66/60/1/1	UCF
Jahmyr Gibbs*	Georgia Tech	61/60/1/1	Louisville
Aaron McAllister	Charlotte	140/74/1/1	N. Texas
Travis Etienne	Clemson	73/114/1/1	Virginia
Brock Sturges	Texas State	69/72/1/1	UTSA
Deuce Vaughn*	Kansas State	113/81/1/1	Texas Tech
Javonte Williams	North Carolina	119/67/1/1	Florida St.

* freshman

• At Syracuse (Sept. 26), Gibbs became Georgia Tech's first 100-yard rusher of the season and the first Tech true freshman in four years to eclipse the 100-yard rushing plateau when he ran for 105 yards on 18 carries 5.8 avg.).

• Gibbs is the first Georgia Tech true freshman to rush for 100 yards in a game since Dedrick Mills ran for 169 yards against Kentucky in the 2016 TaxSlayer Bowl (Dec. 31, 2016).

• Gibbs also caught two passes for 26 yards and a touchdown and returned three kickoffs for 44 yards at Syracuse, giving him 131 yards from scrimmage and 175 all-purpose yards.

• In his collegiate debut, Gibbs amassed 219 all-purpose yards, including 126 from scrimmage, against No. 14/13 UCF (Sept. 19).

• On his first collegiate play, Gibbs returned the opening kickoff 75 yards to the UCF 21 yard line, setting up a three-play touchdown drive that gave the Yellow Jackets a 7-0 lead just 55 seconds into the game.

• Gibbs scored the Jackets' other two touchdowns vs. UCF on a 9-yard reception in the second quarter and an electrifying 33-yard run in the fourth quarter that pulled the Yellow Jackets within seven points at 28-21.

• Gibbs finished with 93 yards on two kickoff returns, 66 rushing yards on 15 carries and a team-high 60 receiving yards on four receptions against UCF.

• Gibbs is only the third ACC player since 2000 to compile at least 60 rushing yards, 60 receiving yards and 90 kickoff return yards in a game, joining Duke's Deon Jackson (Oct. 27, 2018 vs. Pitt) and Clemson's C.J. Spiller (Oct. 24, 2009 vs. Miami).

• For his efforts against UCF, Gibbs was named the ACC Rookie of the Week and to the Hornung Award Honor Roll, which honors the nation's three most versatile players of the week.

• Sophomores **Jamious Griffin** and **Dontae Smith** round out three Georgia Tech running backs (and four rushers overall) with at least 100 yards on the ground this season (a list that doesn't even include Mason).

• Griffin has rushed for 161 yards (fourth on the team) and two touchdowns this season.

• Smith ranks third on the team with 193 rushing yards and a touchdown but leads the team with 6.9 yards per carry.

• On Sept. 26 at Syracuse, Smith ran for a career-high 84 yards on just eight carries (9.4 avg.). His first two carries of the game went for 46 yards (a 16-yarder and a 30-yarder on back-to-back plays in the second quarter), surpassing his previous career high for rushing yards in a game (35 — twice, last vs. UCF on Sept. 19).

• Despite his relatively diminutive 5-11, 195-pound stature, Smith leads the ACC this season in yards per rush after contact (credit: ACC Content).

WIDE RECEIVERS

• Five different wide receivers — So. **Ahmarean Brown**, Sr. **Jalen Camp**, Jr. **Malachi Carter** and So. **Marquez Ezzard** and Jr. **Adonias Sanders** — have caught passes in at least three of Georgia Tech's first five games this season. Brown and Camp have a reception in every game, Carter in 4-of-5 and Ezzard and Sanders in 3-of-5.

• By comparison, as recently as two seasons ago (2018), Georgia Tech only had four different wideouts catch a pass all season.

• Carter leads Georgia Tech with 213 receiving yards this season and ranks second on the team with 14 receptions. His two touchdown receptions are tied with Camp for the team lead among wide receivers (RB **Jahmyr Gibbs** leads the team with three touchdown catches).

• Carter set a new career high with 89 receiving yards vs. Louisville on Oct. 9 (prev. 74 vs. NC State - Nov. 21, 2019).

• Carter's 89 receiving yards vs. Louisville were the most by Yellow Jacket since slot back Clinton Lynch had 111 at USF in 2018 and the most by a Tech wide receiver since Ricky Jeune had 96 at Virginia in 2017.

• Carter set a career high with six receptions in the Yellow Jackets' Sept. 12 season opener at FSU (prev.: 3, three times — last vs. North Carolina, 2019), including the 15-yard touchdown that pulled the Jackets even at 13-13 early in the fourth quarter.

• Camp, a fifth-year senior, leads the team with 15 receptions and ranks second on the squad with 201 receiving yards.

• Camp has two touchdown receptions this season, which is tied with Carter for the team lead among wide receivers. Both of Camp's two touchdown catches this season have come in the past two games (9 yards from Brown on Oct. 9 vs. Louisville and 59 yards from Fr. QB **Jeff Sims** last Saturday vs. Clemson).

• Camp's 59-yard touchdown catch against Clemson was the longest reception of the senior's career (prev.: 49 at Virginia, Nov. 4, 2017).

• Camp's five receptions in the season opener at Florida State (Sept. 12) were a career high (prev.: 4 at Temple, 2019).

• Despite playing his first three seasons in Georgia Tech's previous option-based offense, Camp has caught 34 passes for 570 yards in his career, both team highs.

• Camp played in four games as a senior in 2019 before his season came to an end due to injury and he received a medial redshirt. His 2019 season came to a close with 134 receiving yards (first on team through four games) on seven receptions (t-2nd), good for a 19.1-yards-per-catch average (1st). His one touchdown catch was also tied for the team lead through four contests.

• One of college football's most dynamic true freshmen last season, Brown ranks fourth on the team with 108 receiving yards and leads the team with 15.4 yards per reception (min. two receptions) this season.

• Against Louisville (Oct. 9), Brown threw a 9-yard touchdown pass to Camp to cut the Yellow Jackets' 21-7 deficit to 21-14 with just 43 seconds to go in the first half. The touchdown pass was the first of Brown's career, the first touchdown pass by a Georgia Tech non-quarterback since P **Pressley Harvin III's** 41-yarder at Miami (Fla.) on Oct. 19, 2019, the first touchdown pass by a Georgia Tech non-QB skill position player since RB **Tashard Choice** (now GT's running backs coach) 17-yarder vs. North Carolina on Nov. 17, 2007 and the first touchdown pass by a Georgia Tech wide receiver since Jonathan Smith's 26-yarder vs. UNC on Nov. 15, 2003.

• Brown led Georgia Tech in receiving yards (396), receptions (21), yards per reception (18.9 - min. 8 rec.) and touchdown catches (7) in 2019.

• With seven touchdown receptions last season, Brown matched the Georgia Tech freshman record set by Calvin Johnson as a true freshman in 2004.

• Brown ranked second among true freshman and was tied for third among all freshmen in touchdown receptions last season.

MOST TD RECEPTIONS BY FRESHMEN — FBS, 2019

Player	Team	TD
1. J'haire Shorter*	North Texas	9
2. George Pickens	Georgia	8
3. Ahmarean Brown	Georgia Tech	7
David Bell	Purdue	7

* redshirt freshman

• Brown caught a touchdown pass in four of the last six and five of the last eight games last season (Oct. 5 vs. North Carolina, Oct. 19 at Miami, Nov. 2 vs. Pitt, Nov. 9 at Virginia, Nov. 21 vs. NC State).

• Seven of Brown's 21 receptions last season gained at least 20 yards, 6-of-21 gained 30 or more yards and 4-of-21 gained 40 or more yards.

AHMAREAN BROWN - GAME-BY-GAME

2019	Rec.	Yds.	TD	KR/PR	Yds.	TD	All-Purp.
Clemson	1	28	1	2*	26	0	54
USF	2	26	0	5*	23	0	51*
The Citadel	1	10	0	2*	0	0	10
Temple	3	64	0	0	0	0	64
North Carolina	1	32	1	0	0	0	32
Duke	1	40	0	0	0	0	40
Miami (Fla.)	3	41	1	0	0	0	41
Pitt	4	61	1	1*	0	0	61
Virginia	1	59	1	0	0	0	59
Virginia Tech	1	4	0	1*	18	0	22
NC State	2	28	2	1	33	0	61
Georgia	1	3	0	1*	-7	0	-4
2019 Totals	21	396	7	13	93	0	491

2020	Rec.	Yds.	TD	KR/PR	Yds.	TD	All-Purp.
Florida St.	3	25	0	0	0	0	22*
UCF	1	11	0	0	0	0	11
Syracuse	1	40	0	0	0	0	40
Louisville	1	30	0	0	0	0	30
Clemson	1	2	0	0	0	0	2
2020 Totals	7	108	0	0	22	0	105

^ kick return

* punt return

also includes one rush for 2 yards

@ also includes one rush for -3 yards

• Despite having just 17 collegiate games under his belt, Brown ranks third on the team with 28 career receptions and second on the squad with 504 career receiving yards (just 5 behind Carter's 509 and 66 behind Camp's 570).

OFFENSE

• Ezzard, a sophomore transfer from Miami (Fla.), ranks fifth on the team with six receptions and 88 receiving yards in his first five games after sitting out the entire 2019 season due to NCAA transfer regulations.

• Despite only seeing significant playing time in 13 career games (the final eight of last season and the first five of this season), Sanders has become one of Georgia Tech's most reliable receivers with 20 receptions for 283 yards over those 13 contests. Prior to the current 13-game stretch, Sanders had just three receptions for 25 yards in his entire career.

TIGHT ENDS

• Last season, Georgia Tech reintroduced the tight end position to its offense for the first time since 2007, as former head coach Paul Johnson's double-slot option-based offense did not utilize tight ends.

• The only tight end on Georgia Tech's roster that had any collegiate game experience at the position going into last season was **Tyler Davis**, a graduate transfer from UConn, who wound up catching 17 passes for 148 yards and a touchdown for Tech in 2019.

• Davis went on to become the first Georgia Tech tight end selected in the NFL Draft in 28 years (since Tom Covington — San Francisco 49ers, 1992) when the Jacksonville Jaguars took him with their sixth-round pick (No. 206 overall) in the 2020 draft. No Tech tight end has ever been selected higher in the NFL Draft than Davis.

• With Davis' departure, the only two tight ends on Georgia Tech's roster with any game experience at the position are true sophomores **Dylan Deveney** and **Dylan Leonard**. Deveney (6-48) and Leonard (2-6) combined for eight receptions for 54 yards as true freshmen last season.

• Deveney hauled in two catches for 15 yards in Georgia Tech's season opener at Florida State (Sept. 12). The two receptions matched a career high while the 15 yards were a new career high (prev.: 14 at Virginia Tech, 2019).

• Leonard's 15-yard reception against Louisville (Oct. 9) gave him a career high for receiving yards in a game (prev. - 3, twice).

• Both Deveney and Leonard were unavailable for Georgia Tech's losses to UCF (Sept. 19) and Syracuse (Sept. 26), which left Georgia Tech with just two Above The Line tight ends for both contests — walk-on **Jack Coco**, who lost 40 pounds in the offseason to transition from offensive line to tight end and also serves as the Jackets' snapper on field goals and PATs, and true freshman **Billy Ward**.

• Tech is 2-1 this season with Deveney and Leonard in the lineup and 0-2 without them.

OFFENSIVE LINE

• Georgia Tech's offensive line has paved the way for an offensive resurgence that has seen the Yellow Jackets post the four highest yardage totals of the Geoff Collins era this season.

• Most notably, Tech's offensive front has surrendered just six sacks in five games this season (1.20/gm), which is best in the ACC and ranks 15th nationally. The Yellow Jackets are the only Power Five conference team in the nation that has played at least five games and allowed six sacks or less. The only other FBS teams with at least five games and six or fewer sacks allowed this season are Army (5), BYU (4) and UAB (3).

• Tech did not surrender any sacks against UCF (Sept. 19) or Louisville (Oct. 9).

• Led by junior left tackle **Zach Quinney** (93% grade, no sacks allowed, no pressures allowed, six extra efforts), Georgia Tech surrendered just one sack against Florida State and its vaunted defensive front in the season opener (Sept. 12).

• Tech surrendered only one sack again at Syracuse (Sept. 26).

• The Jackets have made a huge leap in the national rankings from 86th nationally in sacks allowed (2.33 per game) last season to 15th this season (1.20 per game).

• The offensive linemen on Georgia Tech's 2020 roster have combined for 97 career starts at Tech.

GEORGIA TECH OFFENSIVE LINE START CHART

	Career Games	Career Starts	2020 Starts	Consec. Starts
LT/RT Zach Quinney	30	29	5	29
C/RG Kenny Cooper	35	23	—	—
RT/LG Jack DeFoor	25	16	16	15
RG/LG/C Mikey Minihan	14	11	5	9
C William Lay III	11	8	—	—
OT Jordan Williams	5	5	5	5
OG Ryan Johnson*	5	5	5	5
TOTALS	125	97		

* does not include 36 games played and 19 starts at Tennessee (2017-19)

• Georgia Tech added starting experience on the offensive front with the addition of graduate transfer **Ryan Johnson**. Johnson appeared in 36 games over three seasons at Tennessee (2017-19) and made 19 starts, including 18-straight spanning his sophomore and junior seasons.

• Fr. **Jordan Williams** was one of only 23 student-athletes from across the nation included on *247Sports'* 2020 pre-season true freshman all-America team. Williams was one of only seven ACC representatives on the 23-player list and the only ACC rep among its five offensive linemen.

• Considered the position making the most radical transition in playing style as Georgia Tech transformed to a spread, pro-style offense last season, the Yellow Jackets' offensive line was decimated by injuries in 2019.

• Most notably, seniors **Jahaziel Lee** (LT) and **Kenny Cooper** (C) were both lost for the season due to injuries after appearing in just three and four games, respectively. Both redshirted and return to the Jackets this season, although Lee has moved exclusively to defensive line after playing both ways in 2019.

• Additionally, Georgia Tech was without the services of **Mikey Minihan** (the starting left guard for the first two games of the season) for four games before before he returned to action in a reserve role for two games (Oct. 19 at Miami, Nov. 2 vs. Pitt). He made his first start since Sept. 7 when he started at right guard at Virginia (Nov. 9).

• Despite the rash of injuries, the Jackets' offensive front settled in during the second half of last season. Most notably, during a three-game stretch from Oct. 19-Nov. 9, Georgia Tech faced the teams that ranked first (Pitt), fourth (Miami) and eighth (Virginia) nationally in sacks, with those teams averaging a total of 11.5 sacks per game. The Yellow Jackets' offensive front allowed a total of just five sacks in those three contests, including none at Virginia (Nov. 9).

• Tech did not surrender a sack twice in its final four games of last season (Nov. 9 at Virginia and Nov. 21 vs. NC State).

• Due to the rash of injuries across the offensive front last season, three walk-on offensive linemen saw significant action, highlighted by r-Jr. **William Lay III**, who played the majority of the snaps at center against USF (Sept. 7) and Temple (Sept. 28) before moving into the starting lineup in place of Cooper vs. North Carolina (Oct. 5). Lay III started the final eight games of last season. Walk-ons Hamp Gibbs and Chet Lagod, who both graduated and do not return to the roster this season, also played significant snaps against The Citadel (Sept. 14) and at Temple (Sept. 28), respectively.

DEFENSE

TEAM

• Dubbed the "Minister of Mayhem," Georgia Tech head coach **Geoff Collins** has been known for putting together some of college football's top defenses over the past nine seasons — first as defensive coordinator at Mississippi State (2011-14) and Florida (2015-16), then as head coach at Temple (2017-18) and Georgia Tech.

- Over the past nine seasons, Collins' defenses have:
 - ranked in top 20 nationally in total defense three times (twice in top 8)
 - ranked in top 25 in scoring defense four times (twice in top 12)
 - ranked in top 30 in passing defense five times (twice in top 13)
 - ranked in top 45 in pass efficiency defense seven times (four times in top 22)
 - ranked in top 35 in turnovers gained five times (twice in top 6)
 - ranked in top 15 in interceptions four times (twice in top 10)
 - ranked in top 25 in sacks four times (twice in top 15)

• Collins' and defensive coordinator **Andrew Thacker's** aggressive, attacking style of defense has been on display this season, as Georgia Tech ranks among the national leaders in turnovers gained (11 - No. 4 nationally), fumble recoveries (7 - No. 3 nationally) and interceptions (4 - No. 28 nationally).

• Against Louisville (Oct. 9), Georgia Tech forced three turnovers (all fumble recoveries). The three takeaways led directly to 19 points, which proved to be the difference in the Yellow Jackets' 46-27 win.

• The Jackets' three takeaways matched their season high, originally set in their season-opening win at Florida State.

• For the season, Georgia Tech has forced six turnovers in its two wins (Sept. 12 at FSU, last Friday vs. Louisville) and just five in its three losses (Sept. 19 vs. UCF, Sept. 26 at Syracuse, last Saturday vs. Clemson).

• Yellow Jackets that record takeaways have the opportunity to sign the "Get The Ball Board" on Georgia Tech's sideline. Introduced by Collins when he was the defensive coordinator at Western Carolina in 2002, the "Get The Ball Board" has evolved from players simply adorning the board with their signatures to signing with their social media handles.

#GETTHEBALL — 2020 GEORGIA TECH TAKEAWAYS

Player (Twitter Handle)	Type	Opp.
1. Quez Jackson (@killerathlete59)	INT	FSU
2. David Curry (@D_Curry_22)	FR	FSU
3. Dijimon Brooks (@djimonskie_69)	FR	FSU
4. Avery Showell (@Fraydo_)	FR	UCF
5. Juanyeh Thomas (@STG_Yeh1)	INT	UCF
6. Zamari Walton (@ZWALT_21)	INT	SYR
7. Quez Jackson (@killerathlete59)	FR	LOU
8. Bruce Jordan-Swilling (@B9Money)	FR	LOU
9. Jordan Domineck (@JDomineck16)	FR	LOU
10. Tre Swilling (@SwillingTre)	FR	CLEM
11. Zamari Walton (@ZWALT_21)	INT	CLEM

• Georgia Tech has also seen a significant uptick in negative plays since Collins' and Thacker's arrival last season.

• Tech has 31 tackles for loss through five games this season (6.2 per game). Last year, the Yellow Jackets averaged 5.1 TFL per game (61 total). The previous season (2018), the Jackets ranked 125th out of 129 NCAA Division I FBS teams with 4.2 TFL per game.

• Tech's 31 tackles for loss this season are its most through five games since 2008 (42) and mark only the fourth time since 2000 that it has had 31 TFL or more through five contests (2007 - 53; 2005 - 38).

• Seven different Yellow Jackets have at least 2.5 tackles for loss through five games this season (DB **Charlie Thomas** - 4.0, LB **David Curry** - 3.0, DL **Jordan Domineck** - 3.0, DL **Antoneous Clayton** - 2.5, LB **Quez Jackson** - 2.5, DL **Curtis Ryans** - 2.5 and DL **Sylvain Yondjouen** - 2.5). Prior to this season, the last time that as many as seven different Jackets had at least 2.5 TFL through five games was in 2008 (Michael Johnson, Mario Butler, Tony Clark, Sedric Griffin, Derrick Morgan, Jason Peters, Darryl Richard, Vance Walker and Jahi Word-Daniels). Five of those nine (Johnson, Butler, Morgan, Richard and Walker) went on to play in the NFL.

• Tech also has 11 sacks through five games this season (2.2 per game). Last year, the Yellow Jackets averaged 1.4 sacks per game (17 total). The previous season (2018), the Jackets ranked 116th out of 129 NCAA Division I FBS teams with 1.3 sacks per game.

• Last season (2019) marked the first time since 2014 that the Yellow Jackets had at least 61 TFL and 17 sacks in a campaign.

• On the analytics front, Georgia Tech ranks 31st nationally in pressure rate at 30.7%. Last season (2019), the Yellow Jackets finished 107th nationally with a 25.8% pressure rate (credit: ESPN Stats & Info).

• In the season opener at Florida State (Sept. 12), Georgia Tech's defense put together its finest performance of the Collins era in a 16-13 triumph.

• Tech's defense limited Florida State to just 307 yards of total offense (3.8 yards per play).

• The Yellow Jackets forced three turnovers in the win at FSU (an interception and two fumbles).

• Perhaps most notably, after the Seminoles racked up 113 yards and 10 points in their first two possessions, Tech's defense surrendered just 194 yards and three points the rest of the way.

• Following the impressive defensive effort at Florida State, Thacker was named the National Coordinator of the Week by *Pick Six Previews*.

• In its first season under Collins and Thacker in 2019, Georgia Tech ranked 32nd nationally and fifth in the ACC in pass defense last season, allowing just 207.7 yards per game through the air.

• Since the beginning of last season, Georgia Tech has held seven of its 17 opponents to less than 200 passing yards or less (169 vs. USF, Sept. 7, 2019; 30 vs. The Citadel, Sept. 14, 2019; 124 at Temple, Sept. 28, 2019; 176 at Duke, Oct. 12, 2019; 200 at Miami, Oct. 19, 2019; 198 at Florida State, Sept. 12, 2020; 194 at Syracuse, Sept. 26, 2020).

INDIVIDUAL

• Jr. LB **Quez Jackson** has led Georgia Tech in tackles in three of its five games this season (nine at Florida State on Sept. 12, nine on Sept. 19 vs. UCF, nine last Friday vs. Louisville).

• Jackson ranks 10th in the ACC and 77th nationally with 7.4 tackles per game this season (37 total).

• Jackson is one of only four Yellow Jackets since 2000 to record at least 33 tackles through the first five games of a season, joining teammate **David Curry** (45 - 2019, **Julian Burnett** (48 - 2011) and **Gerris Wilkinson** (41 - 2005).

• In addition to the team-leading 37 tackles through four games, Jackson has had a hand in two of the Jackets' 11 takeaways this season, with an interception in the opener at FSU (the first of his career) and a fumble recovery last Friday vs. Louisville.

• Curry, a sixth-year senior LB, is the only returner of Georgia Tech's four team captains from a season ago.

• Curry ranks second on the team this season with 32 tackles and 3.0 tackles for loss through five games.

• Curry ranked eighth in the ACC and 53rd nationally with 8.1 tackles per game last season (92 total).

• Curry had four games with double-digit tackles last season (14 vs. The Citadel, Sept. 14; 16 vs. North Carolina, Oct. 5; 10 vs. Pitt, Nov. 2 and 11 vs. NC State, Nov. 21). He was one of only 10 ACC players with at least four games with double-digit tackles in 2019.

GAMES WITH 10 TACKLES - ACC, 2019

Player	Team	No. of Games
1. Rayshard Ashby	Virginia Tech	6
Koby Quansah	Duke	6
3. Chazz Surratt	North Carolina	5
Hamsah Nasirildeen	Florida State	5
Shaquille Quarterman	Miami	5
Max Richardson	Boston College	5
Lakem Williams	Syracuse	5
8. David Curry	Georgia Tech	4
Paris Ford	Pitt	4
Isaiah Simmons	Clemson	4

• Since 2005, the only Yellow Jacket to record more games with double-digit tackles in a season than Curry's four in 2019 was Julian Burnett, who had five in both 2010 and 2011.

• Curry was one of only six Power Five student-athletes and one of 13 Division I FBS student-athletes overall with at least 97 tackles, an interception and a fumble recovery last season.

97 TT, 1 INT, 1 FR CLUB — FBS, 2019

Player, Team	Yr.	TT	INT	FR
1. *Dele Harding, Illinois^	Sr.	149	3	2
2. John Lako, Akron^	Sr.	138	1	1
3. *Alijah Halliburton, Wyoming	Sr.	130	2	1
4. Carlton Martial, Troy^	So.	127	3	1
5. *Tavante Beckett, Marshall^	Jr.	122	1	2
6. Bryan London, Texas State^	Sr.	118	1	1
7. *Chazz Surratt, North Carolina^	Jr.	115	1	1
8. Justin Rice, Fresno State^	Jr.	112	2	2
9. *Terrell Bernard, Baylor^	So.	107	1	3
10. *Manny Lawrence-Burke, Kent State^	Jr.	104	1	1
11. Malcom Rodriguez, Oklahoma State^	Jr.	103	1	1
12. Hamsah Nasirildeen, Florida State	Jr.	101	2	1
13. David Curry, Georgia Tech^	Jr.	97	1	1

^ Denotes linebacker

* Denotes 13 games played

• Curry is one of only three Yellow Jackets to record at least 90 tackles in a season over the last decade (2010-19), joining Julian Burnett (120 - 2011), P.J. Davis (119 - 2014) and Quayshawn Nealy (92 - 2014).

• Curry registered a career-high 16 tackles vs. North Carolina last season (Oct. 5), which is tied for the most tackles by a Yellow Jacket in a single game since Morgan Burnett made 16 stops against Georgia on Nov. 28, 2009.

DEFENSE

MOST TOTAL TACKLES —
GT SINGLE GAME, SINCE 2005

Player	Tackles	Opponent	Year
1. David Curry	16	North Carolina	2019
Morgan Burnett	16	Georgia	2009
2. Jemea Thomas	15	Ole Miss	2013*
Jemea Thomas	15	Virginia	2013
4. David Curry	14	The Citadel	2019
Isaiah Johnson	14	Pittsburgh	2014
P.J. Davis	14	North Carolina	2014
Isaiah Johnson	14	Clemson	2012
Morgan Burnett	14	Louisiana State	2008
Gerris Wilkinson	14	North Carolina	2005

* 2013 Music City Bowl

• Curry turned in one of the most impressive performances in recent memory by a collegiate defender when he recorded a sack and an interception to go along with his then-career-high 14 tackles against The Citadel last season (Sept. 14).

• Curry's performance against The Citadel marked only the 13th time since 2015 that an NCAA Division I FBS student-athlete recorded at least 14 tackles, a sack and an interception in a game.

• Jr. DL **Jordan Domineck** has become a force for the Yellow Jackets with 19 tackles, three tackles for loss, two sacks, two forced fumbles and one fumble recovery in five games this season.

• Domineck was especially disruptive over a two-game stretch versus Syracuse (Sept. 26) and Louisville (Oct. 9). Ten of his 16 tackles, all three of his TFL, both of his sacks, one of his two forced fumbles and his lone fumble recovery came in the two-game stretch against the Orange and Cardinals.

• Domineck's second forced fumble of the season and first fumble recovery of his career came on the same pivotal play early in the fourth quarter of Georgia Tech's win over Louisville. Trailing 27-26, Domineck forced and recovered a fumble by Louisville RB Javian Hawkins to not only stall a promising possession for the Cardinals, but also set up a four-play, 51-yard touchdown drive for the Yellow Jackets that proved to be the winning points in the Jackets' 47-26 victory.

• Domineck is off the charts in terms of analytics, as he entered last week's games ranked No. 1 nationally in pressure rate at 23.4% (min. 40 pass rush snaps) and ranked No. 3 nationally with 18 total pressures (credit: ESPN Stats & Info).

• So. DL **Curtis Ryans** had a breakout performance in Georgia Tech's season-opening 16-13 win at Florida State (Sept. 12).

• Ryans recorded two sacks, two tackles for loss and two forced fumbles in the triumph at FSU, all coming at pivotal times.

• Ryans' first two career sacks came on consecutive plays early in the fourth quarter at FSU. On the second sack, he forced a fumble that was recovered by Curry and returned to the FSU 11 yard line, which set up Fr. PK **Jude Kelley's** 32-yard field goal that gave Georgia Tech a 16-13 lead with 8:56 to go in the fourth quarter.

• Ryans' second forced fumble of the game and his career came on FSU's ensuing possession following Kelley's go-ahead field goal. It was recovered by Sr. DL **Djimon Brooks** at the FSU 35 yard line to thwart the Seminoles last true scoring threat.

• Ryans is one of only seven players nationally to force two fumbles in a single game this season.

2 FORCED FUMBLES IN A GAME —
NCAA DIVISION I FBS, 2020

Player	Team	Opp.	Date
Curtis Ryans	Georgia Tech	Florida State	Sept. 12
Bronson Massie	Kansas State	Arkansas State	Sept. 12
Yasir Abdullah	Louisville	Pitt	Sept. 26
Carlos Basham Jr.	Wake Forest	Campbell	Oct. 2
Malcolm Rodriguez	Oklahoma St.	Kansas	Oct. 3
Azeez Ojulari	Georgia	Tennessee	Oct. 10
Don Chapman	North Carolina	Florida State	Oct. 17

• In recognition of the breakout performance, Ryans was named the ACC Defensive Lineman of the Week following the win at FSU.

• Ryans forced his third fumble of the season last Saturday versus Clemson. He leads the ACC and is tied for fourth nationally with .75 forced fumbles per game.

• Domineck also ranks among the ACC (t-4th) and national (t-24th) leaders with two forced fumbles this season (.40/gm).

• In just three games as a Yellow Jacket after sitting out all of last season due to NCAA transfer regulations and being unavailable for the first two games of this season, Sr. DE **Antoneous Clayton** is already tied for the team lead with two sacks (joining Domineck, Ryans and Jr. DB **Charlie Thomas** atop the team's leaderboard).

• In addition to being tied for the team lead with two sacks this season, Charlie Thomas, who moved from linebacker to nickel back this season, also leads Georgia Tech with four tackles for loss.

• Georgia Tech's three leading tacklers in 2019 were Curry (97), Charlie Thomas (65) and S **Tariq Carpenter** (62). Their totals marked the only the second time in the decade (2010-19) that a Georgia Tech team had a player with 90 or more tackles and at least two others with 60 or more (2014 being the other year that GT accomplished the feat).

• Last season, Charlie Thomas was one of just eight underclassmen in the Power Five ranks to amass at least 65 tackles, 9.5 tackles for loss and two sacks.

64 TT, 9.5 TFL, 2 SACKS CLUB —
POWER FIVE UNDERCLASSMEN, 2019

Player, Team	Yr.	Tackles	TFL	Sacks
1. Micah Parsons, Penn State	So.	85	10	2
2. Terrel Bernard, Baylor	So.	107	9.5	4.5
3. Joseph Ossai, Texas	So.	90	13.5	5
4. Mike Rose, Iowa State	So.	77	9.5	2.5
5. Jermayne Lole, Arizona	So.	71	10	6.5
6. Aidan Hutchinson, Michigan	So.	69	10	3.5
7. Chamarri Conner, Virginia Tech	So.	68	10	5.5
8. Charlie Thomas, Georgia Tech	So.	64	9.5	2

GEORGIA TECH COACHES ON GAMEDAY

ON THE FIELD

Head Coach:

Geoff Collins — First season (Western Carolina, 1994)

Asst. Head Coach/Run Game Coordinator/Offensive Line:

Brent Key — First season (Georgia Tech, 2001)

Defensive Coordinator/Linebackers:

Andrew Thacker — First season (Furman, 2007)

Running Backs:

Tashard Choice — First season (Georgia Tech, 2007)

Defensive Ends/Outside Linebackers:

Marco Coleman — First season (Flagler, 2015)

Wide Receivers:

Kerry Dixon — First season (Hampton, 2004)

Defensive Line:

Larry Knight — First season (Central Michigan, 2010)

Cornerbacks/Defensive Special Teams Coordinator:

Jeff Popovich — First season (Miami (Fla.), 2000)

IN THE BOOTH

Offensive Coordinator/Quarterbacks:

Dave Patenaude — First season (Central Connecticut State, 1990)

Co-Defensive Coordinator/Safeties:

Nathan Burton — First season (Georgia Tech, 2005)

Tight Ends/Tackles/Offensive Special Teams Coordinator:

Chris Wiesehan — First season (Wabash, 1994)

SPECIALISTS

• As a team, Georgia Tech ranks among the nation's top 30 in both net punting (6th - 45.39 avg.) and kickoff return average (28th - 21.33 ypr) this season.

• Senior punter **Pressley Harvin III** is living up to his reputation as one of the nation's top punters through five games this season.

• Harvin leads the ACC and ranks No. 2 nationally in punting with a 48.2-yard average.

• Of Harvin's 28 punts this season, 13 have traveled 50 yards or more, 12 have pinned the opponent inside its 20 yard line, 12 have been fair caught and only four have been returned, which plays a big part in Georgia Tech ranking seventh nationally in net punting (45.39 avg.).

• Following four of Georgia Tech's first five games this season, Harvin has been named to the Ray Guy Award's "Ray's 4" list, which recognizes the nation's top four punters each week.

• Harvin was named the Ray Guy Award National Punter of the Week following his performance against No. 14/13 UCF (Sept. 19), when he averaged 51.2 yards over four punts, three of which pinned the Knights inside their own 20 yard line.

• Harvin's career day against UCF included a 70-yard punt in the third quarter that flipped the field from Georgia Tech's own 18 yard line to the UCF 12. The 70-yard punt was the longest of Harvin's career (prev.: 62 – twice, last vs. USF on Sept. 19, 2019), the longest by a Yellow Jacket since Durant Brooks' 77-yarder versus North Carolina on Nov. 17, 2007 and is tied for the ninth-longest in Georgia Tech history. It was only the 12th punt in Tech history to ever travel 70 yards or more.

• Harvin's other "Ray's 4" performances this season include:

- Florida State (Sept. 12): punted three times for an average of 41.7 yards, with a long of 53 yards and two kicks that were downed inside the 20 yard line in the win at FSU.
- Syracuse (Sept. 26): averaged 49.3 yards over seven punts, with three that traveled 50-plus yards, three that were downed inside the SU 20 and only one that was returned; 64-yard punt near the end of the first half bounced out of bounds at the 4 yard line — the 64-yard punt was the second-longest of his career, behind only his 70-yarder the previous week vs. UCF.
- Clemson (Oct. 17): averaged 48.3 yards over nine punts, with five that traveled 50-plus yards, three that were downed inside the CU 20 and only one that was returned; From Tech's own 24, boomed a game-long 56-yard punt to pin Clemson at their own 20 in the second quarter.

• Since the beginning of the 2019 season, there have been only 16 games in which an NCAA Division I FBS punter has had a net average of 50 or more yards with a minimum of four punts. Harvin is one of only two punters that has accomplished the feat multiple times (Nov. 21 of last season vs. NC State and Sept. 19 vs. UCF). Kentucky's Max Duffy is the other (credit: ESPN Stats & Info).

• Of the 12 total punters that have netted at least 50 yards per punt over four punts since the beginning of last season, seven were Ray Guy Award finalists in either 2018 or '19.

• Harvin's 44.47 career punting average ranks second in Georgia Tech history, behind only 2007 Ray Guy Award winner Durant Brooks.

PUNT AVERAGE — GT CAREER HISTORY [MIN. 75 PUNTS]

Player	Years	Average
1. Durant Brooks	2006-07	45.31
2. Pressley Harvin III	2017-pres.	44.47
3. Rodney Williams	1995-98	41.42
4. Dan Dyke	1999-2002	41.37
5. Harper Brown	1975-76	41.10
6. Jason Bender	1991-94	40.92
7. Ryan Rodwell	2012-16	40.85
8. Jeff Pierce	1978-81	40.76
9. Sean Poole	2010-13	40.44
10. Ron Rice	1980-83	40.27

• Although it is early in the young season, Harvin is on pace to shatter Georgia Tech's single-season record for punting average.

PUNT AVERAGE — GT SINGLE-SEASON HISTORY [MIN. 25 PUNTS]

Player	Year	Average
Pressley Harvin III	2020	48.18
1. Rodney Williams	1997	45.64
2. Durant Brooks	2006	45.52
3. Jason Bender	1994	45.51
4. Durant Brooks	2007	45.06
5. Pressley Harvin III	2019	44.79
6. Pressley Harvin III	2017	44.10
7. Dan Dyke	1999	43.80
8. Ryan Rodwell	2016	43.13
9. Jeff Pierce	1981	42.86
10. Ron Rice	1982	42.60

• Harvin displayed another weapon in his arsenal at Miami last season (Oct. 19), when he threw a 41-yard touchdown pass to gunner Nathan Cottrell in the first quarter of the Yellow Jackets' 28-21 overtime victory.

• Harvin's completion was the first of his career. He was previously 0-for-1 as a passer, with his only attempt coming as a true freshman at Duke in 2017.

• Harvin finished with a 774.4 pass-efficiency rating last season and has a 387.2 rating for his career.

• So. **Marquez Ezzard** ranks 10th nationally in punt return average at 9.3 yards per return.

• Fr. **Jahmyr Gibbs** ranks 11th nationally in kickoff return average at 27.4 yards per return

• Gibbs returned the opening kickoff vs. UCF (Sept. 19) 75 yards on the first play of his collegiate career. The 75-yard return was the longest kickoff return by a Yellow Jacket since Juanyeh Thomas (then a true freshman himself) returned a kickoff 100 yards for a touchdown at Georgia on Nov. 24, 2018.

• After ranking 126th out of 129 NCAA Division I FBS teams in kickoff coverage in 2018 (26.27 yards per return), Georgia Tech allowed just 20.91 yards per return last season, an improvement of nearly 5.5 yards per return.

• Head coach **Geoff Collins** states repeatedly that special teams are the No. 1 priority within Georgia Tech's program, a philosophy that is highlighted by the fact that a student-athlete cannot earn playing time on offense or defense if they aren't able to contribute on special teams.

• The emphasis on special teams paid dividends last season, most notably in blocked kicks. Georgia Tech blocked three kicks in 2019, all in the final seven games of the season (punt blocks vs. Duke on Oct. 12 and Pitt on Nov. 2 and a field goal block vs. Miami on Oct. 19).

• Georgia Tech tied for sixth nationally in punt blocks (2) and tied for 14th nationally in total kick blocks (3) last season.

MOST PUNT BLOCKS — NCAA DIVISION I FBS, 2019

1. Houston	5
2. Cincinnati	4
3. Alabama	3
Nebraska	3
Penn State	3
6. GEORGIA TECH	2
14 others	2

MOST TOTAL KICK BLOCKS — FBS, 2019

1. Houston	6
2. Appalachian State	5
Baylor	5
Cincinnati	5
Northern Illinois	5
6. Arkansas State	4
Air Force	4
Alabama	4
Memphis	4
Miami (Ohio)	4
North Texas	4
Penn State	4
Stanford	4
14. GEORGIA TECH	3
16 others	3

• **Jerry Howard Jr.** was responsible for both of Georgia Tech's punt blocks last season, becoming the first Yellow Jacket to block two kicks in a season since Chris Milton also blocked a pair of punts in 2015.

• Howard's two blocked kicks were tied for first in the ACC and second nationally in 2019.

• DL **Antwan Owens** blocked a would-be game-winning 25-yard field goal attempt with just 26 seconds to go in regulation of Georgia Tech's 28-21 overtime win at Miami (Oct. 19). It was the Yellow Jackets' first field goal block since GT blocked a field goal at Virginia Tech on Nov. 12, 2016.

• Georgia Tech's three kick blocks last season were its first since 2017. The Yellow Jackets went 21 games between blocking kicks at Virginia on Nov. 4, 2017 and at Duke on Oct. 12, 2019.

• The Yellow Jackets got their first block of 2020 season at Syracuse (Sept. 26) when Fr. DL **D'Quan Douse** blocked a PAT attempt.

• Georgia Tech has blocked 23 kicks since the beginning of the 2013 season, which is tied for the eighth-most by an NCAA Division I FBS team during that span.

• The nation's most blocked kicks over the past eight seasons (since 2013) belong to Temple (27). Six of those came in the last two seasons of Collins' tenure as the Owls' head coach (2017-18). Temple blocked five kicks in 2018 alone, which was good for a tie for fifth nationally.

SPECIALISTS

MOST BLOCKED KICKS SINCE 2013 (FBS)

Temple	27
Texas A&M	25
Air Force	24
Oklahoma State	24
Southern California	24
BYU	24
North Texas	24
GEORGIA TECH	23
Northern Illinois	23
Arkansas State	22
Rutgers	21
Indiana	19
Virginia Tech	19

• The tables have been turned on Georgia Tech this season, as it has had six kicks blocked through five games (four field goals and two extra points). Florida State blocked three Tech kicks (two FB and a PAT) in the season opener (Sept. 12), marking the first time in Georgia Tech history that the Yellow Jackets had three kicks blocked in one game and only the sixth time in program history that the Jackets had multiple kicks blocked in a game.

• Prior to the opener at FSU, Tech had not had multiple kicks blocked in a game since Western Carolina blocked two field goals against the Yellow Jackets on Nov. 4, 1989. Ironically, Collins, a walk-on freshman, suited up for WCU in that game (a 34-7 Georgia Tech win).

• Despite having three of the first four kicks of his career blocked, true Fr. PK **Jude Kelley** drilled a 32-yard field goal with 8:56 remaining in the game that proved to be the winning points in Georgia Tech's 16-13 win at Florida State.

MISCELLANEOUS

• Turnover margin has been a strong indicator of whether Georgia Tech wins or loses this season. The Yellow Jackets have won the turnover battle in both of its victories this season and are plus-four in turnover margin in those wins. On the flip side, Tech has lost the turnover battle in each of its three defeats this season and is minus-eight in turnover margin in those losses.

• As part of Georgia Tech athletics' ongoing partnership with Children's Healthcare of Atlanta, the organizations have teamed up to have the Yellow Jackets' success on "Money Down" — head coach **Geoff Collins'** term for third and fourth downs — benefit Children's this season.

• Fans are encouraged to make pledges to Children's based on the Jackets' success on "Money Down." To lead the way, Collins' had pledged to donate \$10 to Children's for every "Money Down" stop that the Yellow Jackets make on defense and each "Money Down" that the Jackets convert into a first down on offense this season.

• Georgia Tech has combined for 83 third/fourth down stops and conversions through four games this season (46 stops on defense, 37 conversions on offense), including a season-high total of 22 in the season opener at Florida State (13 on offense, nine on defense).

• Fans can pledge at buzz.gt/MoneyDown2020. As of Monday, Oct. 19, \$9,034 had been pledged to the Children's through the Money Down benefit, including Collins' \$830 pledge to date.

• While Georgia Tech certainly boasts a more experienced team in 2020 than it did in 2019, when the Yellow Jackets had the second-fewest seniors in NCAA Division I FBS (8), the Jackets are still quite young. Of the 60 student-athletes listed as Above The Line for last Saturday's game versus Clemson, 34 were freshmen (15) and sophomores (19).

• Since the beginning of the 2016 season, Georgia Tech has played games in seven different National Football League stadiums (Mercedes-Benz Stadium - Atlanta, Ford Field - Detroit, TIAA Bank Field - Jacksonville, Hard Rock Stadium - Miami, Lincoln Financial Field - Philadelphia, Heinz Field - Pittsburgh and Raymond James Stadium - Tampa Bay), which is the most NFL stadiums that any college football team has played in during that span.

MOST NFL STADIUMS PLAYED IN

BY COLLEGE FOOTBALL TEAMS (SINCE 2016)

- 7 – GEORGIA TECH** – Atlanta, Detroit, Jacksonville, Miami, Philadelphia, Pittsburgh, Tampa Bay
- 6 – Alabama** – Atlanta, Dallas, Miami, New Orleans, San Francisco, Tampa Bay,
- 6 – BYU** – Arizona, New England, New Orleans, San Diego, Tampa Bay, Washington
- 6 – Clemson** – Arizona, Carolina, Dallas, New Orleans, San Francisco, Tampa Bay
- 5 – Notre Dame** – Dallas, Jacksonville, Los Angeles (Rams), Miami, New York
- 5 – Wisconsin** – Dallas, Green Bay, Indianapolis, Miami, Tampa Bay
- 4 – Auburn** – Atlanta, Dallas, New Orleans, Tennessee
- 4 – Florida** – Atlanta, Dallas, Jacksonville, Tampa Bay
- 4 – Mississippi State** – Jacksonville, New England, New Orleans, Tampa Bay
- 4 – Navy** – Baltimore, Jacksonville, Philadelphia, Tampa Bay

• Georgia Tech will play one home game per year at the Atlanta Falcons' Mercedes-Benz Stadium from 2021-26, making Tech the only program in America guaranteed to play each season at perhaps the finest football facility in the world. Mercedes-Benz Stadium is located less than a mile from Georgia Tech's campus.

• Opponents for the Yellow Jackets' 2021 and 2023-26 games at MBS have yet to be determined. Georgia Tech will host Clemson in the Chick-fil-A Kickoff Game on Sept. 5, 2022.

2020 HONORS AND AWARDS

National Coach of the Week (247Sports)

Head coach Geoff Collins (Sept. 12 at Florida State)

National Coordinator of the Week (Pick Six Previews)

Defensive coordinator Andrew Thacker

Davey O'Brien Award Great 8 (quarterback)

Jeff Sims (Sept. 12 at Florida State)

Manning Award Star of the Week (quarterback)

Jeff Sims (Sept. 12 at Florida State)

ACC Defensive Lineman of the Week

Curtis Ryans (Sept. 12 at Florida State)

ACC Rookie of the Week

Jeff Sims (Sept. 12 at Florida State)

Jahmyr Gibbs (Sept. 19 vs. UCF)

Jeff Sims (Oct. 9 vs. Louisville)

Ray Guy Award Ray's 4 (punter)

Pressley Harvin III (Sept. 12 at Florida State)

Pressley Harvin III (Sept. 19 vs. UCF)

Pressley Harvin III (Sept. 26 at Syracuse)

Pressley Harvin III (Oct. 17 vs. Clemson)

Maxwell Award (most outstanding player)

Jr. RB Jordan Mason

Doak Walker Award (running back)

Jr. RB Jordan Mason

Ray Guy Award (punter)

Sr. P Pressley Harvin III

Paul Horning Award (most versatile player)

Jr. DB/RS Juanyeh Thomas

Lott Trophy (defensive player + character)

Jr. DB Tre Swilling

Wuerffel Trophy (performance + community service)

Sr. OL Jack DeFoor

Preseason True Freshman All-America (247Sports)

Fr. OL Jordan Williams

ABOVE THE LINE

Since he was first asked about depth charts and two-deeps, Georgia Tech head coach Geoff Collins has insisted that he doesn't believe in them. He coaches his student-athletes to be **ABOVE THE LINE (ATL)**. Those who are ATL are ready to play and can see game action, while others work to get to that level. In place of a traditional depth chart that often omits some student-athletes who see game action and lists others who seldom enter the game,

The list below reflects those who are ATL for Game 6 at Boston College.

OFFENSE (Spread Pro-Style)

OFFENSIVE LINE

No.	Name	Ht.	Wt.	Class
54	Jordan Williams	6-6	330	Fr.
55	Kenny Cooper	6-3	325	r-Sr.
57	Mikey Minihan	6-3	307	r-Jr.
61	Michael Maye	6-3	320	r-So.
65	Austin Smith	6-3	310	r-So.
70	Ryan Johnson	6-6	325	r-Sr.
72	Charlie Clark	6-4	305	r-Jr.
73	Zach Quinney	6-6	315	r-Jr.
78	Jack DeFoor	6-5	310	r-Sr.
79	William Lay III	6-2	305	r-Jr.

TIGHT END

No.	Name	Ht.	Wt.	Class
34	Jack Coco	6-2	240	r-Jr.
80	Dylan Leonard	6-5	245	So.
83	Dylan Deveney	6-6	258	So.
85	Billy Ward	6-6	255	Fr.

WIDE RECEIVER

No.	Name	Ht.	Wt.	Class
1	Jalen Camp	6-2	220	r-Sr.
2	Ahmarean Brown	5-10	170	So.
11	Marquez Ezzard	6-2	210	r-So.
12	Adonias Sanders	6-1	195	r-Jr.
15	Malachi Carter	6-3	200	Jr.
18	PeJe' Harris	6-3	220	r-So.
26	Josh Blancato	5-10	190	r-Jr.

QUARTERBACK

No.	Name	Ht.	Wt.	Class
10	Jeff Sims	6-3	215	Fr.
13	Jordan Yates	6-0	200	r-Fr.
16	Tucker Gleason	6-3	225	Fr.

RUNNING BACK

No.	Name	Ht.	Wt.	Class
21	Jahmyr Gibbs	5-11	200	Fr.
22	Jamious Griffin	5-10	218	So.
28	Dontae Smith	5-11	195	r-So.
29	Bruce Jordan-Swilling	6-1	225	Sr.

DEFENSE (4-2-5 Effort Based)

DEFENSIVE END

No.	Name	Ht.	Wt.	Class
9	Antonneous Clayton	6-3	270	r-Sr.
15	Chico Bennett, Jr.	6-4	250	So.
35	Jared Ivey	6-6	240	Fr.
42	Jordan Domineck	6-3	247	r-So.
89	Antwan Owens	6-4	275	Sr.
98	Curtis Ryans	6-5	265	r-So.

DEFENSIVE TACKLE

No.	Name	Ht.	Wt.	Class
0	Djimon Brooks	6-1	305	r-So.
52	Justice Dingle	6-3	280	r-So.
92	Ja'Quon Griffin	6-0	276	r-So.
94	Mike Lockhart	6-4	302	r-Fr.
99	D'Quon Douse	6-2	305	r-Fr.

LINEBACKER

No.	Name	Ht.	Wt.	Class
5	Jerry Howard, Jr.	6-0	230	Sr.
6	David Curry	6-2	230	r-Sr.
17	Demetrius Knight II	6-2	232	So.
44	Quez Jackson	6-1	225	Jr.

SAFETY

No.	Name	Ht.	Wt.	Class
1	Juanyeh Thomas	6-3	220	Jr.
2	Tariq Carpenter	6-2	226	Sr.
13	Avery Showell	6-1	208	r-Jr.
14	Jaylon King	6-1	195	r-So.
18	Derrik Allen	6-2	213	r-Fr.

CORNERBACK

No.	Name	Ht.	Wt.	Class
3	Tre Swilling	6-0	205	r-Jr.
8	Tobias Oliver	6-2	197	r-Jr.
16	Myles Sims	6-3	185	r-So.
21	Zamari Walton	6-3	187	r-So.
24	Kenan Johnson	6-1	185	r-Fr.

NICKEL

No.	Name	Ht.	Wt.	Class
4	Jaytlin Askew	5-11	185	Sr.
22	Kaleb Oliver	6-4	220	r-Jr.
25	Charlie Thomas	6-2	210	Jr.
39	Wesley Walker	6-1	202	r-Fr.

SPECIALISTS

PLACE KICKER

No.	Name	Ht.	Wt.	Class
46	Gavin Stewart	5-11	170	Fr.
48	Austin Kent	6-1	215	r-Jr.
87	Jude Kelley	6-1	170	Fr.

PUNTER

No.	Name	Ht.	Wt.	Class
27	Pressley Harvin III	6-0	255	Sr.
48	Austin Kent	6-1	215	r-Jr.

LONG SNAPPER

No.	Name	Ht.	Wt.	Class
34	Jack Coco	6-2	240	r-Jr.
52	Cade Long	5-11	220	r-So.

KICKOFF RETURN

No.	Name	Ht.	Wt.	Class
2	Ahmarean Brown	5-10	170	So.
21	Jahmyr Gibbs	5-11	200	Fr.
28	Dontae Smith	5-11	195	r-So.

PUNT RETURN

No.	Name	Ht.	Wt.	Class
2	Ahmarean Brown	5-10	170	So.
11	Marquez Ezzard	6-2	210	r-So.
88	Nate McCollum	5-11	185	Fr.

PRONUNCIATIONS

Student-Athletes

0	DJIMON Brooks	JAH-mon
1	JUANYEH Thomas	wahn-YAY
2	AHMAREAN Brown	uh-MAR-ee-in
2	TARIQ Carpenter	tuh-REEK
4	JAYTLIN ASKEW	JATE-lynn ASK-you
8	TOBIAS Oliver	toe-BYE-us
9	ANTONNEOUS Clayton	an-TONE-ee-us
13	Avery SHOWELL	sho-ELL
18	PEJE' Harris	P.J.
21	JAHMYR Gibbs	juh-MEER
21	ZAMARI Walton	zuh-MAR-ee
22	JAMIOUS Griffin	jah-MY-us
24	KENAN Johnson	KEN-nin
26	Josh BLANCATO	blahn-COT-oh
26	Tyson MEIGUEZ	MEE-gezz
28	DONTAE Smith	DON-tay
31	Kyle KENNARD	ken-NARD
32	Sylvain YONDJOUEN	yun-JEW-in
34	KHATAVIAN Franks	Kuh-TAV-ee-in
36	Joseph MACRINA	mah-CREEN-uh
37	KHAYA Wright	KYE-yuh
45	Tony AMERSON	AM-er-sun
49	Steven VERDISCO	ver-DISK-co
60	Paula VAIPULLU	vie-PULL-low
62	Cade KOOTSOURADIS	KOOT-soar-AH-diss
82	KALANI Norris	kuh-LAHN-ee
83	Dylan DEVENEY	duh-VAIN-ee
92	JA'QUON Griffin	juh-QUON
93	T.K. CHIMEDZA	chih-MED-zuh
95	JAHAZIEL Lee	juh-HAY-zull
97	AKELO Stone	uh-KEY-lo
99	D'QUON Douse	duh-QUON

Coaches

TASHARD Choice	tuh-SHARD
Dave PATENAUE	PAT-in-node
Chris WIESEHAN	WEEZ-uh-han

2020 ROSTERS

ALPHABETICAL			NUMERICAL						
NO.	NAME	POS.	NO.	NAME	POS.	HT.	WT.	CLASS	HOMETOWN/HIGH SCHOOL (PREVIOUS COLLEGE)
18	Derrick Allen	DB	0	Djimon Brooks	DL	6-1	305	r-Sr.	Sandersville, Ga./Washington County
45	Tony Amerson	RB	1	Jalen Camp	WR	6-2	220	r-Sr.	Cumming, Ga./South Forsyth
4	Jaytlin Askew	DB	1	Juanyeh Thomas	DB	6-3	220	Jr.	Niceville, Fla./Niceville
86	Nathan Bell	DL	2	Ahmarean Brown	WR	5-10	170	So.	Tampa, Fla./Jefferson
15	Chico Bennett, Jr.	DE	2	Tariq Carpenter	DB	6-2	226	Sr.	Ludowici, Ga./Long County
26	Josh Blancato	WR	3	Tre Swilling	DB	6-0	205	r-Jr.	New Orleans, La./Brother Martin
89	Avery Boyd	WR	4	Jaytlin Askew	DB	5-11	185	Sr.	Douglasville, Ga./McEachern
40	Michael Brimer	DB	4	James Graham	QB	6-1	195	r-So.	Fitzgerald, Ga./Fitzgerald
30	Olin Broadway	LB	5	Jerry Howard Jr.	LB	6-0	230	Sr.	Rock Hill, S.C./Northwestern
0	Djimon Brooks	DL	6	David Curry	LB	6-2	230	r-Sr.	Buford, Ga./Buford
20	Miles Brooks	CB	*7	Bryce Gowdy	WR	6-3	210	Fr.	Deerfield Beach, Fla./Deerfield Beach
2	Ahmarean Brown	WR	8	Tobias Oliver	DB	6-2	197	r-Jr.	Warner Robins, Ga./Northside
1	Jalen Camp	WR	9	Antonneous Clayton	DL	6-3	270	r-Sr.	Vienna, Ga./Dooly County (Florida)
50	Jamal Camp	DL	10	Josh Carlson	DB	5-10	180	Sr.	Johns Creek, Ga./Home School
10	Josh Carlson	DB	10	Jeff Sims	QB	6-3	215	Fr.	Jacksonville, Fla./Sandalwood
2	Tariq Carpenter	DB	11	Marquez Ezzard	WR	6-2	210	r-So.	Atlanta, Ga./Stockbridge (Miami (Fla.))
15	Malachi Carter	WR	12	Adonias Sanders	WR	6-1	195	r-Jr.	North Charleston, S.C./Fort Dorchester
96	Albany Casey	DL	12	Devin Smith	DB	5-10	180	r-Jr.	Acworth, Ga./Harrison
72	Charlie Clark	OL	13	Avery Showell	DB	6-1	208	r-Jr.	Atlanta, Ga./Cartersville
9	Antonneous Clayton	DL	13	Jordan Yates	QB	6-0	200	r-Fr.	Alpharetta, Ga./Milton
34	Jack Coco	LS/TE	14	Jaylon King	DB	6-1	195	r-So.	La Vergne, Tenn./Ensworth
55	Kenny Cooper	OL	14	Ryan Lantz	QB	6-1	190	r-So.	North Palm Beach, Fla./Suncoast Community
6	David Curry	LB	15	Chico Bennett, Jr.	DE	6-4	250	So.	Ashburn, Va./Battle Ground Academy (Tenn.)
78	Jack DeFoor	OL	15	Malachi Carter	WR	6-3	200	Jr.	Lawrenceville, Ga./Mountain View
83	Dylan Deveney	TE	16	Tucker Gleason	QB	6-3	225	Fr.	Tampa, Fla./Plant
52	Justice Dingle	DL	16	Myles Sims	DB	6-3	188	r-So.	Atlanta, Ga./Westlake (Michigan)
42	Jordan Domineck	DL	17	Demetrius Knight	LB	6-2	232	So.	Locust Grove, Ga./Strong Rock Christian
32	Devin Ellison	RB	17	Tanner Lawson	QB	6-5	210	Fr.	Baton Rouge, La./University Lab
38	Cornelius Evans	DL	18	Derrick Allen	DB	6-2	213	r-So.	Marietta, Ga./Lassiter (Notre Dame)
11	Marquez Ezzard	WR	18	PeJe' Harris	WR	6-3	220	r-So.	Newnan, Ga./Newnan
43	Will Ferguson	TE	20	Miles Brooks	CB	6-2	190	Fr.	Jacksonville, Fla./Trinity Christian Academy
53	Deion Fisher	LB	21	Jahmyr Gibbs	RB	5-11	200	Fr.	Dalton, Ga./Dalton
85	Hinson Fowler	DL	21	Zamari Walton	DB	6-3	187	r-So.	Melbourne, Fla./Melbourne Central Catholic
34	Khatavian Franks	LB	22	Jamious Griffin	RB	5-10	218	So.	Rome, Ga./Rome
46	Henry Freer	LS	22	Kaleb Oliver	DB	6-4	220	r-Jr.	La Vergne, Tenn./Oakland
63	Scotty Fulgham	OL	23	Jordan Huff	DB	6-2	194	r-Fr.	Madison, Ga./Morgan County
47	Cliff Gandis	PK/P	24	Kenan Johnson	DB	6-1	185	r-Fr.	Minneola, Fla./Lake Minneola
21	Jahmyr Gibbs	RB	25	Charlie Thomas	DB	6-2	210	Jr.	Thomasville, Ga./Thomasville
16	Tucker Gleason	QB	26	Josh Blancato	WR	5-10	190	r-Jr.	Marietta, Ga./Kell
*7	Bryce Gowdy	WR	26	Tyson Meiguez	LB	6-2	215	Fr.	Fairburn, Ga./Creekside
4	James Graham	QB	27	Pressley Harvin III	P	6-0	255	Sr.	Alcolu, S.C./Sumter
76	Wing Green	OL	27	Jordan Mason	RB	6-1	218	r-Jr.	Gallatin, Tenn./Gallatin
22	Jamious Griffin	RB	28	Dontae Smith	RB	5-11	195	r-So.	Spring Hill, Tenn./Spring Hill
81	Trevor Haire	PK/P	29	Jalen Huff	DB	5-11	188	Fr.	Athens, Ga./Buford
18	PeJe' Harris	WR	29	Bruce Jordan-Swilling	RB	6-1	225	Sr.	New Orleans, La./Brother Martin
27	Pressley Harvin III	P	30	Olin Broadway	LB	6-3	238	r-Jr.	Atlanta, Ga./St. Pius X
37	Colin Hemingway	RB	31	Keegan Hemingway	RB	5-6	180	r-Jr.	Boyds, Md./Poolesville
31	Keegan Hemingway	RB	31	Kyle Kennard	DL	6-4	235	Fr.	Atlanta, Ga./Riverwood
5	Jerry Howard Jr.	LB	32	Devin Ellison	RB	5-9	200	r-Fr.	Jacksonville, Fla./Bartram Trail
29	Jalen Huff	DB	32	Sylvain Yondjouen	DL	6-4	265	So.	Ruisbroek, Belgium/Don Bosco
23	Jordan Huff	DB	34	Jack Coco	LS/TE	6-2	240	r-Jr.	Johns Creek, Ga./Johns Creek
35	Jared Ivey	DL	34	Khatavian Franks	LB	6-2	215	Fr.	Fairburn, Ga./Creekside
44	Quez Jackson	LB	35	Jared Ivey	DL	6-6	240	Fr.	Suwanee, Ga./North Gwinnett
91	Emmanuel Johnson	DL	36	Joseph Macrina	TE	6-0	245	r-Sr.	Suwanee, Ga./Northview
24	Kenan Johnson	DB	36	Nate Moon	DB	5-10	170	Fr.	Pooler, Ga./Savannah Christian Prep
70	Ryan Johnson	OL	37	Colin Hemingway	RB	5-6	185	Fr.	Boyds, Md./Poolesville
29	Bruce Jordan-Swilling	RB	37	Khaya Wright	LB	6-3	225	Fr.	Miami, Fla./South Miami
93	T.K. Chimedza	DL	38	Cornelius Evans	DL	6-4	230	r-Fr.	Lawrenceville, Ga./Central Gwinnett
87	Jude Kelley	PK	39	Wesley Walker	DB	6-1	202	r-Fr.	Nashville, Tenn./Ensworth
31	Kyle Kennard	DL	40	Michael Brimer	DB	5-11	181	r-Jr.	Acworth, Ga./Harrison (NJIT)
48	Austin Kent	PK/P	42	Jordan Domineck	DL	6-3	247	r-So.	Lakeland, Fla./George Jenkins
14	Jaylon King	DB	43	Will Ferguson	TE	6-1	220	Fr.	Niceville, Fla./Rocky Bayou Christian
84	Ryan King	WR	43	Cole Neuber	LB	6-1	220	r-So.	Alpharetta, Ga./Johns Creek
17	Demetrius Knight	LB	44	Quez Jackson	LB	6-1	225	Jr.	Fort Valley, Ga./Peach County
62	Cade Kootsouradis	OL	45	Tony Amerson	RB	5-11	225	r-Fr.	Montgomery, Ala./St. James
14	Ryan Lantz	QB	45	Taylor McCawley	LB	6-0	230	r-Fr.	Birmingham, Ga./East Coweta
17	Tanner Lawson	QB	46	Henry Freer	LS	6-0	200	Fr.	College Park, Ga./Woodward Academy
79	William Lay III	OL	46	Gavin Stewart	PK/WR	5-11	170	Fr.	Savannah, Ga./Benedictine
95	Jahaziel Lee	DL	47	Cliff Gandis	PK/P	6-1	200	r-So.	Greer, S.C./Christ Church Episcopal School
80	Dylan Leonard	TE	47	Nathan Tyler	TE	6-2	245	r-Fr.	Gibson, Ga./Glascok County
94	Mike Lockhart	DL	48	Austin Kent	PK/P	6-1	215	r-Jr.	Charlotte, N.C./Providence (UCLA)
52	Cade Long	LS	49	Spence Massey	RB	6-1	230	r-Fr.	Tifton, Ga./Tiftarea Academy
36	Joseph Macrina	TE	49	Steven Verdisco	PK/P	6-1	185	Fr.	Tampa, Fla./Robinson
27	Jordan Mason	RB	50	Jamal Camp	DL	6-2	305	r-Fr.	Cumming, Ga./South Forsyth

2020 ROSTERS

NO.	NAME	POS.	HT.	WT.	CLASS	HOMETOWN/HIGH SCHOOL (PREVIOUS COLLEGE)
51	John Ross	LB	5-11	240	Fr.	Dalton, Ga./Dalton
52	Justice Dingle	DL	6-3	280	r-So.	Bowling Green, Ky./Bowling Green
52	Cade Long	LS	5-11	220	r-So.	Hixson, Tenn./Baylor School
53	Deion Fisher	LB	6-2	220	Fr.	McDonough, Ga./Eagles Landing Christian Academy
54	Jordan Williams	OL	6-6	330	Fr.	Gainesville, Ga./Gainesville
55	Kenny Cooper	OL	6-3	325	r-Sr.	Calhoun, Ga./Sonoraville
57	Mikey Minihan	OL	6-3	307	r-Jr.	Honolulu, Hawai'i/Saint Louis
58	Will Scissum	OL	6-2	290	r-Fr.	Marietta, Ga./The Walker School
60	Paula Vaipulu	OL	6-3	305	Fr.	Channelview, Texas/Channelview
61	Michael Maye	OL	6-3	320	r-Jr.	Hoover, Ala./Hoover
62	Cade Kootsouradis	OL	6-4	295	Fr.	Crestview, Fla./Crestview
63	Scotty Fulgham	OL	6-3	303	r-Fr.	Tuscaloosa, Ala./Tuscaloosa Academy
64	Will Milam	OL	6-4	315	Fr.	Powder Springs, Ga./Hiram
65	Austin Smith	OL	6-3	310	r-So.	McDonough, Ga./Ola
66	Anthony Minella	OL	6-2	275	Fr.	Alpharetta, Ga./Milton
68	Jason Moore	OL	6-2	290	Fr.	Hampton, Ga./Dutchtown
69	Matthew Morgan	OL	6-4	305	r-So.	Woodstock, Ga./Etowah
70	Ryan Johnson	OL	6-6	325	r-Sr.	Brentwood, Tenn./Brentwood Academy (Tennessee)
71	Ryan Spiers	OL	6-3	298	Fr.	Biloxi, Miss./Biloxi
72	Charlie Clark	OL	6-4	305	r-Jr.	Atlanta, Ga./Marist
73	Zach Quinney	OL	6-6	315	r-Jr.	Savannah, Ga./Savannah Christian Prep
74	Michael Rankins	OL	6-5	295	Fr.	Ruskin, Fla./Lennard
76	Wing Green	OL	6-7	305	Fr.	Leesburg, Ga./Lee County
76	Kevin Wolf	OL	6-6	300	r-So.	Charlotte, N.C./Providence Day School
78	Jack DeFoor	OL	6-5	310	r-Sr.	Calhoun, Ga./Calhoun (Ole Miss)
79	William Lay III	OL	6-2	305	r-Jr.	Bowersville, Ga./Hart County
80	Dylan Leonard	TE	6-5	245	So.	Milton, Ga./Milton
81	Trevor Haire	PK/P	5-9	160	Fr.	Lutz, Fla./Steinbrenner
81	Zach Owens	WR	6-3	225	r-Fr.	Marietta, Ga./Pope
82	Reece Mullins	DL	6-3	235	r-Fr.	Marietta, Ga./Pope (Auburn)
82	Kalani Norris	WR	6-0	170	So.	Miami, Fla./Christopher Columbus
83	Dylan Deveney	TE	6-6	258	So.	Medford, N.J./The Hun School
84	Ryan King	WR	6-3	218	Fr.	Loganville, Ga./Grayson
84	Chris Miller	TE	6-4	250	r-Fr.	Atlanta, Ga./St. Pius X
85	Hinson Fowler	DL	6-1	287	r-So.	Augusta, Ga./Augusta Prep
85	Billy Ward	TE	6-4	255	Fr.	Locust Grove, Ga./Locust Grove
86	Nathan Bell	DL	6-3	235	Fr.	Moultrie, Ga./Colquitt County
86	Luke Moseley	WR	6-2	175	r-Fr.	Calhoun, Ga./Calhoun
87	Jude Kelley	PK	6-1	170	Fr.	Acworth, Ga./Allatoona
87	Ben Wilhelm	TE	6-5	260	r-Fr.	Thomasville, Ga./Thomas County Central
88	Nate McCollum	WR	5-11	185	Fr.	McDonough, Ga./Dutchtown
88	Josh Tukes	DL	6-6	248	r-Jr.	Covington, Ga./Newton
89	Avery Boyd	WR	6-1	212	Fr.	Tallahassee, Fla./Godby
89	Antwan Owens	DL	6-4	275	Sr.	Tallahassee, Fla./Godby
91	Emmanuel Johnson	DL	6-6	265	Fr.	North Charleston, S.C./Fort Dorchester
92	Ja'Quon Griffin	DL	6-0	276	r-So.	Rome, Ga./Rome
93	T.K. Chimedza	DL	6-3	312	r-So.	Dacula, Ga./IMG Academy
94	Mike Lockhart	DL	6-4	302	r-Fr.	Birmingham, Ala./Huffman
95	Jahaziel Lee	DL	6-2	308	r-Sr.	Ponchatoula, La./Ponchatoula
96	Albany Casey	DL	6-4	240	Fr.	Bay Minnett, Ala./Baldwin County
97	Akelo Stone	DL	6-2	292	Fr.	Savannah, Ga./Jenkins
98	Curtis Ryans	DL	6-5	265	r-So.	Kennesaw, Ga./North Cobb
99	D'Quon Douse	DL	6-2	305	r-Fr.	Savannah, Ga./Calvary Day School

* In memoriam; died Dec. 31, 2019

NO.	NAME	POS.
49	Spence Massey	RB
61	Michael Maye	OL
45	Taylor McCawley	LB
88	Nate McCollum	WR
26	Tyson Meiguez	LB
64	Will Milam	OL
84	Chris Miller	TE
66	Anthony Minella	OL
57	Mikey Minihan	OL
36	Nate Moon	DB
68	Jason Moore	OL
69	Matthew Morgan	OL
86	Luke Moseley	WR
82	Reece Mullins	DL
43	Cole Neuber	LB
82	Kalani Norris	WR
22	Kaleb Oliver	DB
8	Tobias Oliver	DB
89	Antwan Owens	DL
81	Zach Owens	WR
73	Zach Quinney	OL
99	D'Quon Douse	DL
92	Ja'Quon Griffin	DL
74	Michael Rankins	OL
51	John Ross	LB
98	Curtis Ryans	DL
12	Adonias Sanders	WR
58	Will Scissum	OL
13	Avery Showell	DB
10	Jeff Sims	QB
16	Myles Sims	DB
65	Austin Smith	OL
12	Devin Smith	DB
28	Dontae Smith	RB
71	Ryan Spiers	OL
46	Gavin Stewart	PK/WR
97	Akelo Stone	DL
3	Tre Swilling	DB
25	Charlie Thomas	DB
1	Juaneyh Thomas	DB
88	Josh Tukes	DL
47	Nathan Tyler	TE
60	Paula Vaipulu	OL
49	Steven Verdisco	PK/P
39	Wesley Walker	DB
21	Zamari Walton	DB
85	Billy Ward	TE
87	Ben Wilhelm	TE
54	Jordan Williams	OL
76	Kevin Wolf	OL
37	Khaya Wright	LB
13	Jordan Yates	QB
32	Sylvain Yondjouen	DL

COACHING AND SUPPORT STAFF

Head Coach: Geoff Collins (Western Carolina, 1994) — 2nd season at Georgia Tech**Assistant Head Coach/Run Game Coord./OL:** Brent Key (Georgia Tech, 2001)**Offensive Coord./QBs:** Dave Patenaude (Central Connecticut St., 1990)**Defensive Coordinator/Linebackers:** Andrew Thacker (Furman, 2007)**Co-Defensive Coordinator/Safeties:** Nathan Burton (Georgia Tech, 2005)**Running Backs/Off. Recruiting Coord.:** Tashard Choice (Georgia Tech, 2007)**Defensive Ends/Outside Linebackers:** Marco Coleman (Flagler, 2015)**Wide Receivers:** Kerry Dixon (Hampton, 2004)**Defensive Line/Def. Recruiting Coord.:** Larry Knight (Central Michigan, 2010)**Cornerbacks/Def. Special Teams Coord.:** Jeff Popovich (Miami (Fla.), 2000)**Tight Ends/Offensive Special Teams Coord.:** Chris Wiesehan (Wabash, 1994)**General Manager:** Patrick Suddes (Alabama, 2005)**Head FB Strength and Conditioning Coach:** Lewis Caralla (Defiance, 2008)**Director of Applied Sports Science:** Ryan Horton (Otterbein, 2007)**Player Development Coach:** Zach Reed (Tennessee Tech, 2001)**Player Development Coach:** Kyle Seger (Ball State, 2016)**Player Development Coach:** Edward Thompson (Louisiana Lafayette, 2018)**Director of Football Operations:** Scott Wallace (California (Pa.), 2011)**Assistant Director of Football Operations:** Kevin Cone (Georgia Tech, 2010)**Football Research and Analytics Coordinator:** Pat Boyle (Temple, 2012)**Quality Control Specialist/Offense:** Will Glover (Clayton State, 2009)**Quality Control Specialist/Defense:** Jason Semore (Adams State, 2005)**Analyst (Defense):** Anthony Parker (Tennessee, 2008)**Analyst (Special Teams):** Tim Conner (Maryville, 2011)**Graduate Assistant Coach:** Joe Battaglia (Coastal Carolina, 2014)**Graduate Assistant Coach:** Cristian Garcia (Florida, 2017)**Graduate Assistant Coach:** Errin Joe (Georgia Tech, 2014)**Graduate Assistant Coach:** Brenten Wimberly (Kennesaw State, 2018)**Director of On-Campus Recruiting:** Carina Hargreaves (Florida, 2014)**Assoc. Director of Player Personnel:** Mike Gregory (UCF, 2009)**Assoc. Director of Player Personnel:** Thomas Guerry (Mississippi State, 2008)**Brand Manager:** Santino Stancato (Bloomsburg, 2016)**Head Football Athletic Trainer:** Mark Smith (SUNY Brockport, 2010)**Assistant Football Athletic Trainer:** Eric Avila (Slippery Rock, 2010)**Administrative Coordinator:** Teri Anton (Florida State, 1991)

RECORD BREAKDOWN

Current Streak.....	Lost 1
Current Home Streak.....	Lost 1
Current Road Streak.....	Lost 1
Current Neutral Streak.....	Lost 2
Last Win.....	46-27 vs. Louisville (10/13/20)
Last Home Win.....	46-27 vs. Louisville (10/13/20)
Last Home Loss.....	73-7 vs. No. 1 Clemson (10/17/20)
Last Win Away From Home.....	16-13 at Florida State (9/12/20)
Last True Road Win.....	16-13 at Florida State (9/12/20)
Last Loss Away from Home.....	37-20 at Syracuse (11/26/20)
Last True Road Loss.....	37-20 at Syracuse (11/26/20)

	2020	Under Collins
Overall.....	2-3	5-12
Playing at home.....	1-2	3-7
Playing on the road.....	1-1	2-5
Playing at a neutral site.....	0-0	0-0
In bowl games.....	0-0	0-0
In overtime.....	0-0	0-0
More than 7 days to prepare.....	2-0	3-3
In August.....	N/A	0-1
In September.....	1-2	2-4
In October.....	1-1	2-3
In November.....	0-0	1-4
In December.....	0-0	0-0
In January.....	0-0	0-0
Outrushing opponent.....	1-1	4-1
When rushing for 300 yards.....	0-0	0-0
When rushing for 400 yards.....	0-0	0-0
When rushing for 500 yards.....	0-0	0-0
When rushing for 600 yards.....	0-0	0-0
Outrushed by opponent.....	1-2	1-11
When allowing 300 yards rushing.....	0-0	0-2
Rushing yards the same.....	0-0	0-0
Outpassing opponent.....	2-0	2-4
When passing for 300 yards.....	0-0	0-0
Outpassed by opponent.....	0-3	3-8
When allowing 300 yards passing.....	0-2	0-3
When allowing 400 yards passing.....	0-2	0-2
More total offense than opponent.....	1-1	1-2
When having 400+ total offense.....	2-1	2-1
When having 500+ total offense.....	0-0	0-0
When having 600+ total offense.....	0-0	0-0
Less total offense than opponent.....	1-2	4-10
When allowing 400+ total offense.....	1-2	2-7
When allowing 500+ total offense.....	0-2	0-5
Committing fewer turnovers.....	2-0	3-3
Committing more turnovers.....	0-3	1-7
Turnovers are even.....	0-0	1-2
< 30:00 of time of possession.....	2-2	3-11
> 30:00 of time of possession.....	0-1	2-1
Scoring first.....	1-1	4-3
Opponent scores first.....	1-2	1-9
Leading after the 1st quarter.....	0-0	1-0
Trailing after the 1st quarter.....	1-2	2-10
Tied after the 1st quarter.....	1-1	2-2
Leading at halftime.....	0-0	2-0
Trailing at halftime.....	2-3	2-12
Tied at halftime.....	0-0	2-0
Leading after the 3rd quarter.....	1-0	2-0
Trailing after the 3rd quarter.....	1-3	1-12
Tied after the 3rd quarter.....	0-0	1-1
Scoring 0-10 points.....	0-1	0-5
Scoring 11-20 points.....	1-1	2-2
Scoring 21-30 points.....	0-1	2-5
Scoring 31-40 points.....	0-0	0-0
Scoring 41-plus points.....	1-0	1-0
Opponent scores 0-10 points.....	0-0	1-0
Opponent scores 11-20 points.....	1-0	1-1
Opponent scores 21-30 points.....	1-0	3-2
Opponent scores 31-40 points.....	0-1	0-3
Opponent scores 41-plus points.....	0-2	0-6

GAMES PLAYED AND STARTS

CAREER GAMES

NAME	'16	'17	'18	'19	'20	TOT.	CONS.
J. Camp	11	11	12	4	5	43	5
D. Curry	13	-	13	12	5	43	30
P. Harvin III	-	11	12	12	5	40	33
J. Howard	-	9	13	12	5	39	36
J. Lee	10	9	12	3	4	38	-
T. Carpenter	-	6	13	11	5	35	33
K. Cooper	5	11	11	4	4	35	4
B. Jordan-Swilling	-	11	11	7	3	32	3
A. Owens	-	8	13	8	1	30	1
M. Carter	-	-	13	12	5	30	30
Q. Jackson	-	-	13	12	5	30	17
Z. Quinney	-	-	13	12	5	30	30
J. Thomas	-	-	13	12	5	30	30
K. Oliver	-	-	13	11	5	29	8
T. Oliver	-	-	12	12	5	29	27
J. Askew	-	10	11	11	5	28	5
J. Dingle	-	-	4	11	2	27	10
C. Thomas	-	-	10	12	5	27	17
J. DeFoor	-	-	9	12	5	26	20
J. Mason	-	-	13	12	1	26	-
T. Swilling	-	-	12	12	2	26	2
J. Coco	-	-	11	9	5	25	7
A. Showell	-	-	6	11	5	22	12
Z. Walton	-	-	4	12	5	21	17
J. King	-	-	3	12	5	20	17
A. Sanders	-	-	2	12	5	19	17
D. Brooks	-	1	-	12	5	18	17
JaQ. Griffin	-	-	2	11	5	18	15
A. Brown	-	-	-	12	5	17	17
D. Knight	-	-	-	12	5	17	17
C. Long	-	-	-	12	5	17	17
J. Blacato	-	-	1	10	5	16	15
T.K. Chimedza	-	-	4	12	-	16	-
D. Deveney	-	-	-	12	3	15	15
J. Domineck	-	-	3	7	5	15	11
M. Minihan	-	-	2	8	5	15	10
Don. Smith	-	-	2	8	5	15	6
J. Graham	-	-	3	11	-	14	-
J. Griffin	-	-	-	9	5	14	9
P. Harris	-	-	-	10	4	14	1
D. Leonard	-	-	-	12	2	14	2
M. Sims	-	-	-	10	4	14	-
S. Yondjouen	-	-	-	11	3	14	14
C. Bennett	-	-	-	7	5	12	5
M. Maye	-	-	-	10	2	12	-
W. Lay III	-	-	-	10	1	11	1
C. Ryans	-	-	-	7	4	11	3
K. Johnson	-	-	-	4	5	9	5
M. Lockhart	-	-	-	4	5	9	5
W. Walker	-	-	-	3	5	8	6
C. Clark	-	-	6	1	-	7	-
K. Norris	-	-	-	7	-	7	-
T. McCawley	-	-	-	3	4	7	4
A. Smith	-	-	-	5	-	5	-
Dev. Smith	-	-	-	5	-	5	-
Ja. Huff	-	-	-	4	1	5	-
J. Yates	-	-	-	3	2	5	1
D. Allen	-	-	-	-	5	5	5
D. Douse	-	-	-	-	5	5	5
M. Ezzard	-	-	-	-	5	5	5
R. Johnson	-	-	-	-	5	5	5
A. Kent	-	-	-	-	5	5	5
J. Sims	-	-	-	-	5	5	5
B. Ward	-	-	-	-	5	5	5
J. Williams	-	-	-	-	5	5	5
J. Macrina	-	-	4	-	-	4	-
G. Stewart	-	-	-	-	4	4	4
J. Gibbs	-	-	-	-	4	4	4
J. Ivey	-	-	-	-	4	4	4
E. Johnson	-	-	-	-	3	3	-
S. Massey	-	-	-	1	2	3	1
K. Wright	-	-	-	-	3	3	-
C. Miller	-	-	-	-	3	3	3
A. Boyd	-	-	-	-	2	2	2
A. Clayton	-	-	-	-	3	3	3
Jo. Huff	-	-	-	-	2	2	2
J. Kelley	-	-	-	-	3	3	1
T. Meiguez	-	-	-	-	2	2	2
T. Amerson	-	-	-	-	2	2	1
D. Ellison	-	-	-	1	-	1	-
H. Fowler	-	-	-	1	-	1	-
R. King	-	-	-	-	1	1	1
A. Stone	-	-	-	-	1	1	1
N. Tyler	-	-	-	-	1	1	-
J. Tukes	-	-	-	-	1	1	1
N. McCollum	-	-	-	-	1	1	1
K. Kennard	-	-	-	-	1	1	-

CAREER STARTS

NAME	'16	'17	'18	'19	'20	TOT.	CONS.
D. Curry	1	-	12	12	5	30	27
Z. Quinney	-	-	12	12	5	29	27
T. Carpenter	-	-	13	10	5	28	5
T. Swilling	-	-	11	12	2	25	2
K. Cooper	1	11	7	4	-	23	-
J. Lee	3	8	6	2	-	19	-
J. Mason	-	-	5	12	1	19	-
J. Camp	-	-	11	4	4	19	2
A. Brown	-	-	-	11	5	16	5
M. Carter	-	-	-	11	5	16	7
J. DeFoor	-	-	-	11	5	16	15
J. Thomas	-	-	-	11	5	16	10
Z. Walton	-	-	-	11	5	16	14
C. Thomas	-	-	6	5	1	12	-
M. Minihan	-	-	-	6	5	11	9
Q. Jackson	-	-	-	5	5	10	10
D. Brooks	-	-	-	4	5	9	5
T.K. Chimedza	-	-	-	9	-	9	-
K. Oliver	-	-	-	6	3	9	-
J. Howard	-	-	7	1	-	8	-
J. Graham	-	-	-	8	-	8	-
W. Lay III	-	-	-	8	-	8	-
A. Sanders	-	-	-	7	1	8	-
J. Domineck	-	-	-	3	4	7	-
A. Owens	-	-	-	7	-	7	-
J. Askew	-	-	5	-	-	5	-
D. Deveney	-	-	-	2	3	5	2
R. Johnson	-	-	-	-	5	5	5
J. Sims	-	-	-	-	5	5	5
J. Williams	-	-	-	-	5	5	5
C. Ryans	-	-	-	2	2	4	1
S. Yondjouen	-	-	-	2	2	4	-
J. Gibbs	-	-	-	-	3	3	3
B. Jordan-Swilling	-	1	-	2	-	3	-
T. Oliver	-	-	1	2	-	3	-
D. Douse	-	-	-	-	2	2	-
M. Sims	-	-	-	-	2	2	-
A. Clayton	-	-	-	-	2	2	2
J. Coco	-	-	-	-	1	1	-
J. Dingle	-	-	-	1	-	1	-
J. Griffin	-	-	-	-	1	1	-
JaQ. Griffin	-	-	-	-	1	1	-
P. Harris	-	-	-	1	-	1	-
K. Johnson	-	-	-	-	1	1	-
M. Lockhart	-	-	-	-	1	1	1
A. Showell	-	-	-	1	-	1	-
W. Walker	-	-	-	-	2	2	1
B. Ward	-	-	-	-	1	1	-

CAREER HIGHS

DERRIK ALLEN**Tackles:** 4 at Louisville (Oct. 9, 2020)**Solo Tackles:** 1, 3x - last at Louisville (Oct. 9, 2020)**JAYTLIN ASKEW****Tackles:** 6 at USF (Sept. 8, 2018)**Solo Tackles:** 4 at USF (Sept. 8, 2018)**Tackles for Loss:** 1.0, twice - last vs. No. 1 Clemson (Oct. 17, 2020)**Pass Breakups:** 1, twice - last at Pittsburgh (Sept. 15, 2018)**Fumbles Recovered:** 1 vs. NC State (Nov. 21, 2019)**Kick Returns:** 1 vs. Minnesota (Dec. 26, 2018)**Kick Return Yards:** 27 vs. Minnesota (Dec. 26, 2018)**CHICO BENNETT, JR.****Tackles:** 5 at Temple (Sept. 28, 2019)**Solo Tackles:** 4 at No. 1 Clemson (Aug. 29, 2019)**Sacks:** 0.5 vs. USF (Sept. 7, 2019)**Tackles for Loss:** 1.0 vs. No. 14 UCF (Sept. 19, 2020)**JOSH BLANCATO****Rushing Attempts:** 1 vs. Alcorn State, Sept. 1, 2018**Receptions:** 1 at No. 1 Clemson (Aug. 29, 2019)**Receiving Yards:** 34 at No. 1 Clemson (Aug. 29, 2019)**Longest Reception:** 34 at No. 1 Clemson (Aug. 29, 2019)**DJIMON BROOKS****Tackles:** 6 at Virginia (Nov. 9, 2019)**Solo Tackles:** 2 at Duke (Oct. 12, 2019)**Tackles for Loss:** 1.0, 3x - last vs. No. 14 UCF (Sept. 19, 2020)**Fumbles Recovered:** 1 at Florida State (Sept. 12, 2020)**Pass Breakups:** 1 at Florida State (Sept. 12, 2020)**AHMAREAN BROWN****Receptions:** 4 vs. Pitt (Nov. 2, 2019)**Receiving Yards:** 64 at Temple (Sept. 28, 2019)**Longest Reception:** 59 at Virginia (Nov. 9, 2019)**Receiving TDs:** 2 vs. NC State (Nov. 21, 2019)**Rushing Attempts:** 1, twice - last at Florida State (Sept. 12, 2020)**Rushing Yards:** 3 vs. USF (Sept. 7, 2019)**Longest Rush:** 2 yards vs. USF (Sept. 7, 2019)**Punt Returns:** 5 vs. USF (Sept. 7, 2019)**Punt Return Yards:** 23 vs. USF (Sept. 7, 2019)**Kick Returns:** 2 at No. 1 Clemson (Aug. 29, 2019)**Kick Return Yards:** 33 vs. NC State (Nov. 21, 2019)**Pass Attempts:** 1 at Louisville (Oct. 9, 2020)**Pass Completions:** 1 at Louisville (Oct. 9, 2020)**Passing TDs:** 1 at Louisville (Oct. 9, 2020)**Longest Pass:** 9 at Louisville (Oct. 9, 2020)**JALEN CAMP****Rush Attempts:** 1 vs. Virginia (Nov. 17, 2018)**Rush Yards:** 3 vs. Virginia (Nov. 17, 2018)**Longest Rush:** 3 vs. Virginia (Nov. 17, 2018)**Receptions:** 5 at Florida State (Sept. 12, 2020)**Receiving Yards:** 71 vs. The Citadel (Sept. 14, 2019)**Longest Reception:** 59 vs. No. 1 Clemson (Oct. 17, 2020)**Receiving TDs:** 1, 3x - last vs. No. 1 Clemson (Oct. 17, 2020)**TARIQ CARPENTER****Tackles:** 10 vs. Virginia (Nov. 17, 2018)**Tackles for Loss:** 2.0 vs. USF (Sept. 7, 2019)**Interceptions:** 1, 3x - last vs. Pitt (Nov. 2, 2019)**Longest Interception Return:** 6 at North Carolina (Nov. 3, 2018)**Pass Breakups:** 2 vs. Virginia Tech (Nov. 16, 2019)**Fumbles Forced:** 1, twice - last vs. The Citadel (Sept. 14, 2019)**MALACHI CARTER****Receptions:** 6 at Florida State (Sept. 12, 2020)**Receiving Yards:** 89 at Louisville (Oct. 9, 2020)**Receiving TDs:** 1, 5x - last at Louisville (Oct. 9, 2020)**Longest Reception:** 54 vs. NC State (Nov. 21, 2019)**T.K. CHIMEDZA****Tackles:** 6, twice - last vs. NC State (Nov. 21, 2019)**Solo Tackles:** 5 vs. NC State (Nov. 21, 2019)**Tackles for Loss:** 1.0 at Temple (Sept. 28, 2019)**Sacks:** 1.0 at Temple (Sept. 28, 2019)**Fumbles Recovered:** 1 vs. USF (Sept. 7, 2019)**ANTONNEOUS CLAYTON****Tackles:** 5 at Louisville (Oct. 9, 2020)**Solo Tackles:** 2, twice - last at Louisville (Oct. 9, 2020)**Tackles for Loss:** 2.5 at Louisville (Oct. 9, 2020)**JACK COCO****Receptions:** 1, twice - last at Syracuse (Sept. 26, 2020)**Receiving Yards:** 8 vs. No. 14 UCF (Sept. 19, 2020)**Longest Reception:** 8 vs. No. 14 UCF (Sept. 19, 2020)**DAVID CURRY****Tackles:** 16 vs. North Carolina (Oct. 5, 2019)**Solo Tackles:** 8 vs. North Carolina (Oct. 5, 2019)**Sacks:** 1.0, 3x - last at Florida State (Sept. 12, 2020)**Tackles for Loss:** 2.0, twice - last at Florida State (Sept. 12, 2020)**Pass Breakups:** 1, 3x - last vs. No. 4 Georgia (Nov. 30, 2019)**Interceptions:** 1, twice - last vs. The Citadel (Sept. 14, 2019)**Fumbles Forced:** 1, twice - last vs. No. 4 Georgia (Nov. 30, 2019)**Fumbles Recovered:** 1, 3x - last at Florida State (Sept. 12, 2020)**Touchdowns:** 1 vs. Alcorn St. (Sept. 1, 2018)**DYLAN DEVENEY****Receptions:** 2, twice - last at Florida State (Sept. 12, 2020)**Receiving Yards:** 15 at Florida State (Sept. 12, 2020)**Longest Reception:** 13 at Virginia (Nov. 9, 2019)**JUSTICE DINGLE****Tackles:** 2 at Duke (Oct. 12, 2019)**Solo Tackles:** 1, three times - last at Duke (Oct. 12, 2019)**Tackles for Loss:** 1.0 vs. No. 4 Georgia (Nov. 30, 2019)**Sacks:** 1.0 vs. No. 4 Georgia (Nov. 30, 2019)**Fumbles Recovered:** 1, 3x - last vs. No. 4 Georgia (Nov. 30, 2019)**JORDAN DOMINECK****Tackles:** 10 vs. NC State (Nov. 21, 2019)**Solo Tackles:** 5 vs. NC State (Nov. 21, 2019)**Tackles for Loss:** 2.0 at Syracuse (Sept. 26, 2020)**Sacks:** 1.0, 3x - last at Louisville (Oct. 9, 2020)**Forced Fumbles:** 1, twice - last at Louisville (Oct. 9, 2020)**Fumbles Recovered:** 1 at Louisville (Oct. 9, 2020)**Pass Breakups:** 1 vs. No. 14 UCF (Sept. 19, 2020)**D'QUON DOUSE****Tackles:** 4 at Louisville (Oct. 9, 2020)**Solo Tackles:** 1, twice - last at Louisville (Oct. 9, 2020)**Blocked Kicks:** 1 at Syracuse (Sept. 26, 2020)**DEVIN ELLISON****Tackles:** 2 at Temple (Sept. 28, 2019)**Solo Tackles:** 1 at Temple (Sept. 28, 2019)**MARQUEZ EZZARD****Receptions:** 3 vs. No. 14 UCF (Sept. 19, 2020)**Receiving Yards:** 45 at Florida State (Sept. 12, 2020)**Longest Reception:** 45 yards at Florida State (Sept. 12, 2020)**Punt Returns:** 5 at Syracuse (Sept. 26, 2020)**Punt Return Yards:** 42 at Syracuse (Sept. 26, 2020)**Long Punt Return:** 18 at Syracuse (Sept. 26, 2020)**HINSON FOWLER****Tackles:** 1 vs. No. 4 Georgia (Nov. 30, 2019)**Solo Tackles:** 1 vs. No. 4 Georgia (Nov. 30, 2019)**JAHHMYR GIBBS****Rushing Attempts:** 18 at Syracuse (Sept. 26, 2020)**Rushing Yards:** 105 at Syracuse (Sept. 26, 2020)**Rushing TDs:** 1, twice - last at Louisville (Oct. 9, 2020)**Longest Rush:** 33 vs. No. 14 UCF (Sept. 19, 2020)**Receptions:** 4 vs. No. 14 UCF (Sept. 19, 2020)**Receiving Yards:** 60, twice - last at Louisville (Oct. 9, 2020)**Receiving TDs:** 1, 3x - last at Louisville (Oct. 9, 2020)**Longest Reception:** 41 at Louisville (Oct. 9, 2020)**Kick Returns:** 3 at Syracuse (Sept. 26, 2020)**Kick Return Yards:** 93 vs. No. 14 UCF (Sept. 19, 2020)**Longest Kick Return:** 75 vs. No. 14 UCF (Sept. 19, 2020)**JAMES GRAHAM****Rushing Attempts:** 14 vs. NC State (Nov. 21, 2019)**Rushing Yards:** 112 vs. NC State (Nov. 21, 2019)**Longest Rush:** 26 vs. NC State (Nov. 21, 2019)**Rushing TDs:** 1, 3x - last vs. NC State (Nov. 21, 2019)**Pass Attempts:** 35 at Duke (Oct. 12, 2019)**Pass Completions:** 15, twice - last at Virginia (Nov. 9, 2019)**Passing Yards:** 229 at Virginia (Nov. 9, 2019)**Longest Pass:** 59 at Virginia (Nov. 9, 2019)**Passing TDs:** 3 vs. NC State (Nov. 21, 2019)**JAMIOUS GRIFFIN****Rushing Attempts:** 15 at Syracuse (Sept. 26, 2020)**Rushing Yards:** 54 at Syracuse (Sept. 26, 2020)**Longest Rush:** 16 vs. No. 4 Georgia (Nov. 30, 2019)**Rushing TDs:** 1, twice - last at Louisville (Oct. 9, 2020)**Receptions:** 2 vs. No. 14 UCF (Sept. 19, 2020)**Receiving Yards:** 38 vs. No. 14 UCF (Sept. 19, 2020)**Longest Reception:** 25 vs. No. 14 UCF (Sept. 19, 2020)**JA'QUON GRIFFIN****Tackles:** 5 at Syracuse (Sept. 26, 2020)**Solo Tackles:** 5 at Syracuse (Sept. 26, 2020)**Tackles for Loss:** 1.0, 3x - last at Syracuse (Sept. 26, 2020)**Sacks:** 1.0, 3x - last vs. No. 1 Clemson (Oct. 17, 2020)**Fumble Recovery:** 1 at Miami (Oct. 19, 2019)**PEJE' HARRIS****Receptions:** 2 vs. No. 14 UCF (Sept. 19, 2020)**Receiving Yards:** 38 vs. No. 14 UCF (Sept. 19, 2020)**Longest Reception:** 23 vs. No. 14 UCF (Sept. 19, 2020)**PRESSLEY HARVIN III****Punt Attempts:** 13 vs. No. 4 Georgia (Nov. 30, 2019)**Highest Punt Avg. (min. 2 att.):** 51.5 vs. Wake Forest (Oct. 21, 2017)**Longest Punt:** 70 vs. No. 14 UCF (Sept. 19, 2020)**Punt Yards:** 587 vs. No. 4 Georgia (Nov. 30, 2019)**50+ Yard Punts:** 5 at No. 7 Clemson (Oct. 28, 2017)**Punts Downed Inside 20:** 4, twice - last at Virginia (Nov. 4, 2017)**Pass Attempts:** 1, twice - last at Miami (Oct. 19, 2019)**Pass Completions:** 1 at Miami (Oct. 19, 2019)**Pass Yards:** 41 at Miami (Oct. 19, 2019)**Longest Receptions:** 41 at Miami (Oct. 19, 2019)**Passing TDs:** 1 at Miami (Oct. 19, 2019)**JERRY HOWARD, JR.****Rush Attempts:** 12, 4x - last at No. 5 Georgia (Nov. 24, 2018)**Rush Yards:** 90 at North Carolina (Nov. 3, 2018)**Rush TDs:** 1, 7x - last vs. Virginia (Nov. 17, 2018)**Longest Rush:** 65, vs. Jacksonville State, (Sept. 9, 2017)**Receptions:** 2, twice - last at Duke (Oct. 12, 2019)**Receiving Yards:** 57 at No. 1 Clemson (Aug. 29, 2019)**Longest Reception:** 54 at No. 1 Clemson (Aug. 29, 2019)**Receiving TDs:** 1 at Duke (Oct. 12, 2019)**Punt Returns:** 1 vs. Pitt (Nov. 2, 2019)**Punt Return Yards:** 17 vs. Pitt (Nov. 2, 2019)**Kick Returns:** 2, twice - last vs. No. 7 Georgia (Nov. 25, 2017)**Kick Return Yards:** 36 at Duke (Nov. 18, 2017)**Longest Kick Return:** 20 vs. No. 7 Georgia (Nov. 25, 2017)**Tackles:** 3 at Duke (Oct. 12, 2019)**Blocked Kick:** 1, twice - last vs. Pitt (Nov. 2, 2019)**JARED IVEY****Tackles:** 1 vs. No. 1 Clemson (Oct. 17, 2020)**QUEZ JACKSON****Tackles:** 9, 3x - last vs. No. 14 UCF (Sept. 19, 2020)**Solo Tackles:** 7 at Florida State (Sept. 12, 2020)**Tackles for Loss:** 2.0 vs. USF (Sept. 7, 2019)**Sacks:** 1.0 vs. No. 1 Clemson (Oct. 17, 2020)**Fumbles Forced:** 1 vs. No. 4 Georgia (Nov. 30, 2019)**Fumbles Recovered:** 1 at Louisville (Oct. 9, 2020)**Pass Breakups:** 2 vs. No. 1 Clemson (Oct. 17, 2020)**Interceptions:** 1 at Florida State (Sept. 12, 2020)**KENAN JOHNSON****Tackles:** 3, 3x - last at Louisville (Oct. 9, 2020)**Solo Tackles:** 3 at No. 1 Clemson (Aug. 29, 2019)**Tackles for Loss:** 1.0 at No. 1 Clemson (Aug. 29, 2019)**Fumbles Forced:** 1 vs. NC State (Nov. 21, 2019)**Pass Breakups:** 1 vs. No. 1 Clemson (Oct. 17, 2020)

CAREER HIGHS

BRUCE JORDAN-SWILLING

Rushing Attempts: 3 vs. No. 1 Clemson (Oct. 17, 2020)
Rushing Yards: 4 at Syracuse (Sept. 26, 2020)
Longest Rush: 4 at Syracuse (Sept. 26, 2020)
Tackles: 11 at Virginia (Nov. 4, 2017)
Solo Tackles: 6 at Virginia (Nov. 4, 2017)
Tackles for Loss: 1.5 at Duke (Oct. 12, 2019)
Sacks: 1.5 at Duke (Oct. 12, 2019)
Fumbles Forced: 1, twice - last at Louisville (Oct. 9, 2020)
Fumbles Recovered: 1, 3x - last at Louisville (Oct. 9, 2020)
Interceptions: 1 at Virginia (Nov. 4, 2017)
Pass Breakups: 1 vs. Pittsburgh (Sept. 23, 2017)
Quarterback Hurries: 1 at No. 7 Clemson (Oct. 28, 2017)
Touchdowns: 1 at Virginia (Nov. 4, 2017) (interception return)

JUDE KELLEY

Field Goals Made: 1 at Florida State (Sept. 12, 2020)
Field Goals Attempted: 3 at Florida State (Sept. 12, 2020)
Longest Field Goal: 32 at Florida State (Sept. 12, 2020)

JAYLON KING

Tackles: 6 vs. No. 4 Georgia (Nov. 30, 2019)
Solo Tackles: 6 vs. No. 4 Georgia (Nov. 30, 2019)
Tackles for Loss: 1.0, twice - last at Louisville (Oct. 9, 2020)
Pass Breakups: 1 vs. No. 4 Georgia (Nov. 30, 2019)

DEMETRIUS KNIGHT II

Tackles: 6 at Duke (Oct. 12, 2019)
Solo Tackles: 1, 4x - last at Duke (Oct. 12, 2019)
Tackles for Loss: 1.0, 3x - last vs. No. 14 UCF (Sept. 19, 2020)
Sacks: 1.0 at Miami (Oct. 19, 2019)
Fumbles Forced: 1, twice - last vs. No. 14 UCF (Sept. 19, 2020)
Pass Breakups: 1, twice - last at Duke (Oct. 12, 2019)

JAHAZIEL LEE

Tackles: 1, twice - last at Florida State (Sept. 12, 2020)

DYLAN LEONARD

Receptions: 1, 3x - last at Louisville (Oct. 9, 2020)
Receiving Yards: 15 at Louisville (Oct. 9, 2020)
Longest Reception: 15 at Louisville (Oct. 9, 2020)

MIKE LOCKHART

Total Tackles: 3 at Florida State (Sept. 12, 2020)
Solo Tackles: 1, twice - last at Florida State (Sept. 12, 2020)
Tackles for Loss: 1.0 at Florida State (Sept. 12, 2020)

JOSEPH MACRINA

Rushing Attempts: 2, twice - last vs. Bowling Green, Sept. 29, 2018
Rushing Yards: 8 vs. Alcorn State, Sept. 1, 2018
Longest Rush: 4 yards, twice - last vs. Bowling Green, Sept. 29, 2018)

JORDAN MASON

Rush Attempts: 22 vs. NC State (Nov. 21, 2019)
Rush Yards: 141, twice - last vs. NC State (Nov. 21, 2019)
Rush TDs: 3 at Virginia Tech (Oct. 25, 2018)
Longest Rush: 48 vs. NC State (Nov. 21, 2019)
Receptions: 3 vs. USF (Sept. 7, 2019)
Receiving Yards: 18 at Florida State (Sept. 12, 2020)
Longest Reception: 18 at Florida State (Sept. 12, 2020)

SPENCE MASSEY

Rush Attempts: 3 vs. No. 1 Clemson (Oct. 17, 2020)
Rushing Yards: 47 vs. No. 1 Clemson (Oct. 17, 2020)
Longest Rush: 41 vs. No. 1 Clemson (Oct. 17, 2020)

KALEB OLIVER

Tackles: 7 vs. The Citadel (Sept. 14, 2019)
Solo Tackles: 4 at No. 1 Clemson (Aug. 29, 2019)
Tackles for Loss: 1.0, four times
Interceptions: 1, three times - last at Temple (Sept. 28, 2019)
Longest Interception Return: 25 vs. Alcorn St. (Sept. 1, 2018)
Fumbles Forced: 1, twice - last vs. USF (Sept. 7, 2019)
Pass Breakups: 1, three times - last vs. USF (Sept. 7, 2019)

TOBIAS OLIVER

Pass Completions: 4 at Temple (Sept. 28, 2019)
Pass Attempts: 11 at Temple (Sept. 28, 2019)
Pass Yards: 104 at North Carolina (Nov. 3, 2018)
Pass TDs: 1, twice - last at North Carolina (Nov. 3, 2018)
Longest Pass: 86 at North Carolina (Nov. 3, 2018)
Rush Attempts: 40 at Virginia Tech (Oct. 25, 2018)
Rush Yards: 215 at Virginia Tech (Oct. 25, 2018) (40 Carries)
Rush TDs: 3 at Virginia Tech (Oct. 25, 2018)
Longest Rush: 65 [T-8th], At Louisville, Oct. 05, 2018
Receptions: 4 at Virginia (Nov. 9, 2019)
Receiving Yards: 57 at Virginia (Nov. 9, 2019)
Receiving TDs: 1 vs. NC State (Nov. 21, 2019)
Longest Reception: 37 at Virginia (Nov. 9, 2019)
Kick Returns: 3 vs. Virginia Tech (Nov. 16, 2019)
Kick Return Yards: 96 vs. The Citadel (Sept. 14, 2019)
Longest Kick Return: 52 vs. The Citadel (Sept. 14, 2019)
Tackles: 1, twice - last vs. No. 14 UCF (Sept. 19, 2020)

ANTWAN OWENS

Tackles: 6 vs. The Citadel (Sept. 14, 2019)
Solo Tackles: 4, twice - last at No. 1 Clemson (Aug. 29, 2019)
Sacks: 1.0, twice - last vs. Pitt (Nov. 2, 2019)
Tackles for Loss: 1.0, 3x - last vs. Pitt (Nov. 2, 2019)
Fumbles Recovered: 1 vs. Bowling Green (Sept. 29, 2018)
Interceptions: 1 vs. North Carolina (Oct. 5, 2019)
Blocked Kicks: 1 at Miami (Oct. 19, 2019)

CURTIS RYANS

Tackles: 4, twice - last at Florida State (Sept. 12, 2020)
Solo Tackles: 4 vs. Virginia Tech (Nov. 16, 2019)
Tackles for Loss: 2.0 at Florida State (Sept. 12, 2020)
Fumbles Forced: 2 at Florida State (Sept. 12, 2020)

ADONICAS SANDERS

Receptions: 5 at Virginia (Nov. 9, 2019)
Receiving Yards: 69 at Duke (Oct. 12, 2019)
Longest Reception: 39 vs. North Carolina (Oct. 5, 2019)

AVERY SHOWELL

Tackles: 7, twice - last vs. No. 1 Clemson (Oct. 17, 2020)
Solo Tackles: 6 vs. No. 1 Clemson (Oct. 17, 2020)
Fumbles Recovered: 1 vs. No. 14 UCF (Sept. 19, 2020)
Pass Breakups: 1, twice - last at Florida State (Sept. 12, 2020)
Kick Returns: 1 vs. Bowling Green, Sept. 29, 2018
Kick Return Yards: 14 yards vs. Bowling Green (Sept. 29, 2018)
Longest Kick Return: 14 yards vs. Bowling Green (Sept. 29, 2018)

JEFF SIMS

Rushing Attempts: 16 vs. No. 14 UCF (Sept. 19, 2020)
Rushing Yards: 82 vs. No. 14 UCF (Sept. 19, 2020)
Rushing TDs: 1, 3x - last at Louisville (Oct. 9, 2020)
Longest Rush: 22 at Louisville (Oct. 9, 2020)
Pass Attempts: 36 vs. No. 14 UCF (Sept. 19, 2020)
Pass Completions: 23 at Florida State (Sept. 12, 2020)
Passing Yards: 277 at Florida State (Sept. 12, 2020)
Passing TDs: 2 at Louisville (Oct. 9, 2020)
Longest Pass: 59 vs. No. 1 Clemson (Oct. 17, 2020)

MYLES SIMS

Tackles: 5, twice - last at Florida State (Sept. 12, 2020)
Solo Tackles: 5 vs. No. 4 Georgia (Nov. 30, 2019)
Pass Breakups: 2 at Florida State (Sept. 12, 2020)

DEVIN SMITH

Tackles: 1, twice - last at Temple (Sept. 28, 2019)
Solo Tackles: 1, twice - last at Temple (Sept. 28, 2019)

DONTAE SMITH

Rush Attempts: 8, twice - last at Louisville (Oct. 9, 2020)
Rushing Yards: 75 at Syracuse (Sept. 26, 2020)
Longest Rush: 30 at Syracuse (Sept. 26, 2020)
Rushing TDs: 1 at Louisville (Oct. 9, 2020)
Receptions: 2, twice - last vs. No. 14 UCF (Sept. 19, 2020)
Receiving Yards: 32 at Florida State (Sept. 12, 2020)
Longest Reception: 20 at Florida State (Sept. 12, 2020)
Kick Returns: 3 vs. North Carolina (Oct. 5, 2019)
Kick Return Yards: 77 vs. North Carolina (Oct. 5, 2019)
Longest Kick Return: 31 vs. North Carolina (Oct. 5, 2019)

GAVIN STEWART

Field Goal Attempts: 1 at Syracuse (Sept. 26, 2020)

AKELO STONE

Tackles: 1 at Louisville (Oct. 9, 2020)

TRE SWILLING

Tackles: 6 at Louisville (Oct. 5, 2018)
Solo Tackles: 4 at Louisville (Oct. 5, 2018)
Sacks: 1.0 vs. Duke (Oct. 13, 2018)
Tackles for Loss: 1.0, 3x - last vs. Pitt (Nov. 2, 2019)
Interceptions: 1, twice - last at No. 1 Clemson (Aug. 29, 2019)
Longest INT Return: 41 yards at No. 1 Clemson (Aug. 29, 2019)
Fumbles Forced: 1 vs. Duke (Oct. 13, 2018)
Fumbles Recovered: 1, twice - last vs. No. 1 Clemson (Oct. 17, 2020)
Pass Breakups: 2, 3x - last at Virginia (Nov. 9, 2019)

CHARLIE THOMAS

Tackles: 9, twice - last vs. USF (Sept. 7, 2019)
Solo Tackles: 7 vs. USF (Sept. 7, 2019)
Sacks: 2.0, 3x - last vs. No. 14 UCF (Sept. 19, 2020)
Tackles for Loss: 3.0 vs. No. 14 UCF (Sept. 19, 2020)
Fumbles Forced: 1, three times - last vs. The Citadel (Sept. 14, 2019)
Fumbles Recovered: 2 at Louisville (Oct. 5, 2018)
Safeties: 1 at Temple (Sept. 28, 2019)
Pass Breakups: 1, 3x - last vs. NC State (Nov. 21, 2019)

JUANYEH THOMAS

Tackles: 10 at Syracuse (Sept. 26, 2020)
Solo Tackles: 8 vs. Pitt (Nov. 2, 2019)
Tackles for Loss: 2.0 vs. Pitt (Nov. 2, 2019)
Fumbles Forced: 1 at No. 1 Clemson (Aug. 29, 2019)
Fumbles Recovered: 1 vs. Miami (Fla.) (Nov. 10, 2018)
Pass Breakups: 2 at Virginia (Nov. 9, 2019)
Interceptions: 1, 3x - last vs. No. 14 UCF (Sept. 19, 2020)
Longest Interception Return: 95 at Louisville (Oct. 5, 2018)
Punt Returns: 3 vs. Alcorn St. (Sept. 1, 2018)
Punt Return Yards: 31 vs. Alcorn St. (Sept. 1, 2018)
Longest Punt Return: 25 vs. Alcorn St. (Sept. 1, 2018)
Kick Returns: 6 at USF (Sept. 8, 2018)
Kick Return Yards: 134 at USF (Sept. 08, 2018)
Longest Kick Return: 100 at No. 5 Georgia (Nov. 24, 2018)

WESLEY WALKER

Tackles: 7 at Louisville (Oct. 9, 2020)
Solo Tackles: 5 at Louisville (Oct. 9, 2020)
Pass Breakups: 2 vs. No. 14 UCF (Sept. 19, 2020)

ZAMARI WALTON

Tackles: 7 at Florida State (Sept. 12, 2020)
Solo Tackles: 5, twice - last vs. NC State (Nov. 21, 2019)
Pass Breakups: 2, twice - last at Temple (Sept. 28, 2019)
Interceptions: 1, twice - last vs. No. 1 Clemson (Oct. 17, 2020)

JORDAN YATES

Pass attempts: 11 vs. Virginia Tech (Nov. 16, 2019)
Pass completions: 4 vs. Virginia Tech (Nov. 16, 2019)
Passing Yards: 38 vs. Virginia Tech (Nov. 16, 2019)
Longest Pass: 17 vs. Virginia Tech (Nov. 16, 2019)
Rush Attempts: 10 vs. Virginia Tech (Nov. 16, 2019)
Rushing Yards: 16 vs. Virginia Tech (Nov. 16, 2019)
Longest Rush: 13 yards vs. Virginia Tech (Nov. 16, 2019)

SYLVAIN YONDJOUEN

Tackles: 4 at Duke (Oct. 12, 2019)
Solo Tackles: 2 at Duke (Oct. 12, 2019)
Tackles for Loss: 1.0, 3x - last at Syracuse (Sept. 26, 2020)

STARTING LINEUPS, ETC.

OFFENSIVE STARTERS	QB	RB	WR	WR	WR	TE	LT	LG	C	RG	RT
Florida State	J. Sims	Mason	Brown	Carter	Camp	Deveney	Quinney	DeFoor	Minihan	Johnson	Williams
UCF	J. Sims	J. Griffin	Brown	Carter	Camp	Sanders^	Quinney	DeFoor	Minihan	Johnson	Williams
Syracuse	J. Sims	J. Gibbs	Brown	Carter	Ward*	Coco	Quinney	DeFoor	Minihan	Johnson	Williams
Louisville	J. Sims	J. Gibbs	Brown	Carter	Camp	Deveney	Quinney	DeFoor	Minihan	Johnson	Williams
Clemson	J. Sims	J. Gibbs	Brown	Carter	Camp	Brown^	Quinney	DeFoor	Minihan	Johnson	Williams
Boston College											
Notre Dame											
Pitt											
Miami (Fla.)											
Duke											
NC State											
^WR *TE											

DEFENSIVE STARTERS	DE	DT	DT	DE	LB	LB	S	S	S	CB	CB
Florida State	Domineck	Brooks	Griffin	Ryans	Curry	Jackson	J. Thomas	Carpenter	K. Oliver (N)	M. Sims	Z. Walton
UCF	Domineck	Brooks	Walker (N)	Yondjouen	Curry	Jackson	J. Thomas	Carpenter	K. Oliver (N)	M. Sims	Z. Walton
Syracuse	Domineck	Brooks	Griffin	Yondjouen	Curry	Jackson	J. Thomas	Carpenter	K. Oliver (N)	K. Johnson	Z. Walton
Louisville	Domineck	Brooks	Douse	Clayton	Curry	Jackson	J. Thomas	Carpenter	C. Thomas	Swilling	Z. Walton
Clemson	Clayton	Brooks	Lockhart	Ryans	Curry	Jackson	J. Thomas	Carpenter	Walker (N)	Swilling	Z. Walton
Boston College											
Notre Dame											
Pitt											
Miami (Fla.)											
Duke											
NC State											
(N) = Nickel											

GAME INFORMATION

	TECH CAPTAINS	COIN TOSS	GT KO/REC.	GT 1ST OFF. PLAY	GT 1ST POSSESSION	OPP. 1ST POSSESSION	KICKOFF TIME	GAME LENGTH	GT HELMET	GT JERSEY	GT PANTS
Florida State	Brooks, Camp Curry, DeFoor	FSU	Rec.	Sims pass 8 Carter	Interception	Touchdown	4:00	5:02	Gold	White/Blue	Blue/Gold
UCF	Brown, Howard Askew, Johnson	UCF	Rec.	Sims 15 rush	Touchdown	Touchdown	3:36	3:50	White	White/Gold	White/Blue
Syracuse	J. Thomas, Carter T. Oliver, Cooper	CUSE	Rec.	Gibbs 0 rush	Punt	Punt	12:05	4:07	Gold	White/Blue	Gold/Blue
Louisville	Swiling, Harvin Quinney, Brooks	GT	Kick	Sims 7 rush	Touchdown	Fumble	7:04	10:36	Gold	Blue/Gold	Blue/Gold
Clemson	Brown, Curry, Clayton, DeFoor	GT	Rec.	Gibbs 6 rush	Punt	Fumble	12:06	3:22	Gold	White/Gold	Gold/Blue
Boston College											
Notre Dame											
Pitt											
Miami (Fla.)											
Duke											
NC State											
* touchdown											

TURNOVERS

GEORGIA TECH TAKEAWAYS

NO.	OPP.	QTR	TURNOVER	DEFENDER(S)	LED TO	PTS. OFF
1.	FSU (3)	2	Interception	Quez Jackson	Missed FG	0
2.		4	Fumble	C. Ryans (F); D. Curry (R)	FG	3
3.		4	Fumble	C. Ryans (F); D. Brooks (R)	Punt	0
4.	UCF (2)	2	Fumble	D. Knight (F); A. Showell (R)	INT	0
5.		3	Interception	Juanyeh Thomas	Punt	0
6.	CUSE (1)	2	Interception	Zamari Walton	TD	7
7.	LOU (3)	1	Fumble	C. Thomas (F); Q. Jackson (R)	TD	7
8.		3	Fumble	B. Jordan-Swilling (F); Jordan-Swilling (R)	TD	7
9.		4	Fumble	Domineck (F); Domineck (R)	TD	7
10.	CLEM (2)	1	Fumble	Ryans (F); Swilling (R)	Punt	0
11.		1	Interception	Zamari Walton	Downs	0
* Defensive touchdown						
Points						31

GEORGIA TECH GIVEAWAYS

NO.	OPP.	QTR	TURNOVER	OFFENSIVE PLAYER	LED TO	PTS. OFF
1.	FSU (2)	1	Interception	Jeff Sims	TD	7
2.		2	Interception	Jeff Sims	FG	3
3.	UCF (5)	1	Fumble	Jeff Sims	Punt	0
4.		2	Interception	Jeff Sims	TD	7
5.		3	Fumble	Jamious Griffin	INT	0
6.		4	Interception	Jeff Sims	TD	7
7.		4	Fumble	Dontae Smith	End-of-Game	0
8.	CUSE (5)	1	Interception	Jeff Sims	FG	3
9.		1	Interception	Jeff Sims	TD	7
10.		3	Interception	Jeff Sims	Missed FG	0
11.		4	Interception	Jeff Sims	TD*	7
12.		4	Fumble	Jordan Yates	Downs	0
13.	CLEM (3)	1	Fumble	Jeff Sims	FG	3
14.		2	Interception	Jeff Sims	TD	7
15.		3	Fumble	Jeff Sims	TD	7
* Defensive touchdown						
Points						58

DRIVES

DRIVE CHART

DISPLAYED GEORGIA TECH/OPPONENT

	Possessions	TDs	FGs Made	FGs Missed	Fum.	Int.	Safety	Punt	Downs	Half	Game	80+yard Drives	3 and Out
Florida State	12/11	2/1	1/2	2/1	0/2	2/1	0/0	3/3	0/1	2/0	1/0	1/0	0/3
UCF	15/16	3/7	0/0	1/0	3/1	2/1	0/0	4/3	2/1	0/2	0/1	0/20	4/3
Syracuse	17/17	3/5	0/1	1/1	1/0	4/1	0/0	7/6	0/2	1/1	1/0	0/0	6/5
Louisville	13/13	7/4	0/0	0/0	0/3	0/0	0/0	5/4	0/1	1/1	0/1	0/2	2/0
Clemson	18/17	1/10	0/1	0/0	2/1	1/1	0/0	9/4	3/0	2/0	1/0	0/4	12/5

Boston College

Notre Dame

Pitt

Miami (Fla.)

Duke

NC State

TOTALS

GEORGIA TECH SCORING DRIVES

	QTR	TD	FG	PLAYERS	PLAY	PL	YDS	TIME
Florida State	3	X		Jordan Mason	19-yd rush	14	80	4:35
	4	X		Malachi Carter from Jeff Sims	15-yd pass	8	72	2:40
	4		X	Jude Kelley	32-yd FG	4	15	1:50
UCF	1	X		Jeff Sims	1-yd rush	3	21	0:43
	2	X		Jahmyr Gibbs from Jeff Sims	9-yd pass	10	75	1:03
	4	X		Jahmyr Gibbs	33-yd rush	5	56	1:41
CUSE	2	X		Jammyr Gibbs from Jeff Sims	24-yd pass	7	63	2:03
	2	X		Jeff Simms	1-yd rush	7	75	3:47
	3	X		Jamious Griffin	3-yd rush	5	67	1:58
LOU	1	X		Jahmyr Gibbs	12-yd rush	8	64	2:50
	2	X		Jalen Camp from Ahmearan Brown	9-yd pass	4	75	0:49
	3	X		Jamious Griffin	3-yd rush	7	66	2:11
	3	X		Jeff Sims	22-yd rush	3	27	1:08
	4	X		Jahmyr Gibbs from Jeff Sims	19-yd pass	4	51	2:26
	4	X		Malachi Carter from Jeff Sims	34-yd pass	5	67	2:49
CLEM	4	X		Dontae Smith	12-yd rush	3	18	1:00
	1	X		Jalen Camp from Jeff Sims	59-yd pass	4	75	1:23

OPPONENT SCORING DRIVES

	QTR	TD	FG	PLAYERS	PLAY	PL	YDS	TIME
Florida State	1	X		H. Keyshawn from J. Blackmon	3-yd pass	7	52	2:07
	1		X	G. Parker	37-yd FG	11	61	4:49
	3		X	G. Parker	53-yd FG	13	35	5:03
UCF	1	X		T. Nixon from D. Gabriel	6-yd pass	8	75	2:07
	2	X		M. Williams from D. Gabriel	8-yd pass	12	80	2:59
	2	X		G. McCrae	21-yd rush	9	90	2:55
	2	X		T. Nixon from D. Gabriel	25-yd pass	4	35	1:18
	4	X		O. Anderson	1-yd rush	6	75	1:32
	4	X		M. Williams from D. Gabriel	7-yd pass	8	63	3:43
CUSE	4	X		B. Thompson	4-yd rush	4	20	1:56
	1	X		S. Tucker	38-yd rush	6	69	2:21
	1		X	A. Szmyt	47-yd FG	4	0	0:52
	1	X		S. Tucker	4-yd rush	7	37	2:48
	2	X		T. Harris from T. Devito	46-yd pass	2	47	0:40
	3	X		N. Johnson from T. Devito	43-yd pass	3	65	0:49
LOU	4			T. Williams	43-yd INT Return			
	1	X		M. Ford from M. Cunningham	3-yd pass	8	45	4:10
	2	X		M. Cunningham	2-yd rush	12	80	5:47
	2	X		T. Atwell from M. Cunningham	26-yd pass	11	87	4:03
CLEM	3	X		M. Cunningham	11-yd rush	12	75	6:02
	1	X		C. Powell from T. Lawrence	5-yd pass	5	41	1:39
	1	X		A. Rodgers from T. Lawrence	83-yd pass	1	83	0:11
	1		X	B.T. Potter	30-yd FG	4	3	2:04
	2	X		D. Allen from T. Lawrence	34-yd pass	6	62	2:28
	2	X		N. Pinckney	1-yd rush	9	80	4:27
	2	X		F. Ladson, Jr. from T. Lawrence	8-yd pass	7	68	2:59
	2	X		T. Etienne	3-yd rush	2	7	0:27
	2	X		A. Rodgers from T. Lawrence	16-yd pass	3	68	0:31
	3	X		C. Mellusi	5-yd rush	2	5	0:09
	4	X		K. Pace from H. Helms	7-yd pass	16	83	6:26
	4	X		A. Ajou from H. Helms	35-yd pass	5	91	2:28

TOUCHDOWN DRIVES SUMMARY

	GT	OPP
Touchdown plays of 20-plus yards	5	8
Touchdown plays of 50-plus yards	1	1
Touchdown drives of 80-plus yards	1	8
Touchdown drives of 90-plus yards	0	2
Touchdown drives of 20 yards or less	1	3
Touchdown drives of 5:00 or more	0	3
Touchdown drives of 7:00 or more	0	0
Touchdown drives of 3:00 or less	13	21
Touchdown drives of 2:00 or less	8	11
Touchdown drives of 1:00 or less	3	7
Touchdown drives of 5 plays or less	9	8
Touchdown drives of 10 plays or more	2	5
Touchdown drives of 1 play	0	1

does not include special teams or defensive touchdowns

BIG PLAYS

GEORGIA TECH BIG PLAYS (20+ YARDS)

NO.	OPPONENT	PLAYER(S)	PLAY	* Touchdown	
				DOWN-DIST.	YDS.
1.	Florida State	Marquez Ezzard from Jeff Sims	Pass	2-18	45
		Jalen Camp from Jeff Sims	Pass	2-3	23
		Dontae Smith	KO Return		22
		Dontae Smith	KO Return		21
		Dontae Smith from Jeff Sims	Pass	1-10	20
2.	UCF	Jahmyr Gibbs	KO Return		75
		Jahmyr Gibbs	Rush	1-10	33*
		Jamious Griffin from Jeff Sims	Pass	3-5	25
		Peje Harris from Jeff Sims	Pass	1-10	23
		Jahmyr Gibbs from Jeff Sims	Pass	2-10	23
		Jahmyr Gibbs from Jeff Sims	Pass	2-4	20
3.	Syracuse	Ahmarean Brown from Jeff Sims	Pass	2-17	40
		Dontae Smith	Rush	1-10	30
		Malachi Carter from Jeff Sims	Pass	2-33	29
		Dontae Smith	Rush	2-6	27
		Jahmyr Gibbs	Rush	3-10	24
		Jahmyr Gibbs from Jeff Sims	Pass	4-8	24*
		Jalen Camp from Jeff Sims	Pass	1-15	23
4.	Louisville	Jahmyr Gibbs from Jeff Sims	Pass	1-10	41
		Malachi Carter from Jeff Sims	Pass	1-10	41
		Malachi Carter from Jeff Sims	Pass	2-9	34*
		Adonias Sanders from Jeff Sims	Pass	3-10	33
		Ahmarean Brown from Jeff Sims	Pass	2-4	30
		Jeff Sims	Rush	3-5	22*
5.	Clemson	Jalen Camp from Jeff Sims	Pass	1-10	59*
		Spence Massey	Rush	3-4	41
		Dontae Smith	KO Return		27
		Dontae Smith	Rush	2-10	23

OPPONENT BIG PLAYS (20+ YARDS)

NO.	OPPONENT	PLAYER(S)	PLAY	* Touchdown	
				DOWN-DIST.	YDS.
1.	Florida State	Asante Samuel	INT Return		38
		Asante Samuel	INT Return		36
		Camren McDonald from James Blackman	Pass	2-1	27
		Warren Thompson from James Blackman	Pass	1-10	24
2.	UCF	Tre Nixon from Dillon Gabriel	Pass	1-10	49
		Jaylon Robinson from Dillon Gabriel	Pass	2-11	48
		Marlon Williams from Dillon Gabriel	Pass	2-10	40
		Tre Nixon from Dillon Gabriel	Pass	1-10	25*
		Marlon Williams from Dillon Gabriel	Pass	3-6	25
		Marlon Williams from Dillon Gabriel	Pass	3-6	24
		Jaylon Robinson from Dillon Gabriel	Pass	2-7	24
		Otis Anderson	Rush	1-15	23
		Marlon Williams from Dillon Gabriel	Pass	2-6	21
		Greg McCrae	Rush	2-12	21*
3.	Syracuse	Ja'Had Carter (Trill Williams scored on lateral)	INT Return		66*
		Nykeim Johnson	KO Return		49
		Trill Williams	INT Return		47
		Taj Harris from Tommy Devito	Pass	2-9	46*
		Nykeim Johnson from Tommy Devito	Pass	1-10	43*
		Seab Tucker	Rush	3-2	38*
		Nykeim Johnson from Tommy Devito	Pass	1-10	36
		Nykeim Johnson	KO Return		26
4.	Louisville	Hassan Hall	KO Return		42
		Dez Fitzpatrick from Malik Cunningham	Pass	3-10	36
		Hassan Hall	KO Return		28
		Hassan Hall	Rush	2-9	28
		Javian Hawkins	Rush	3-16	27
		Tutu Atwell from Malik Cunningham	Pass	1-10	26*
		Marshon Ford from Malik Cunningham	Pass	2-10	25
		Javian Hawkins	Rush	1-10	24
		Marshon Ford from Malik Cunningham	Pass	2-15	23
		Marshon Ford from Malik Cunningham	Pass	3-3	20
5.	Clemson	Amari Rodgers from Trevor Lawrence	Pass	1-10	83*
		Ajou Ajou from Hunter Helms	Pass	1-10	35*
		Amari Rodgers from Trevor Lawrence	Pass	2-9	35
		Davis Allen from Trevor Lawrence	Pass	1-10	34*
		Davis Allen from Trevor Lawrence	Pass	1-10	31
		Nolan Turner	INT Return		31
		Michel Dukes	Rush	2-1	29
		Cornell Powell from Trevor Lawrence	Pass	3-4	24
		Travis Etienne from Trevor Lawrence	Pass	3-3	22
		Lyn-J Dixon	Rush	1-10	21
		Brannon Spector from Trevor Lawrence	Pass	1-15	20

BIG PLAYS FROM SCRIMMAGE SUMMARY

RUSH/CATCH	20-29	30-39	40-49	50-59	60-69	70-79	80-89	90-99	TOT
Jalen Camp	2 (0/2)			1 (0/1)					3
Malachi Carter	1 (0/1)	1 (0/1)	1 (0/1)						3
Jahmyr Gibbs	2 (1/1)		1 (0/1)						3
Dontae Smith	2 (2/0)	1 (0/1)							3
Ahmarean Brown		1 (0/1)	1 (0/1)						2
Marquez Ezzard			1 (0/1)						1
Spence Massey			1 (1/0)						1
Adonias Sanders		1 (0/1)							1
Jeff Sims	1 (1/0)								1
Totals	8 (4/4)	4 (0/4)	5 (1/4)	1 (0/1)					18
Opponents	21 (7/14)	7 (1/6)	5 (0/5)				1 (0/1)		34
PASSING	20-29	30-39	40-49	50-59	60-69	70-79	80-89	90-99	TOT
Jeff Sims	4	4	4	1					13
Totals	14	6	5				1		26
Opponents	11	2	5						18

THE LAST TIME IT HAPPENED ...

TEAM

	GEORGIA TECH	OPPONENT
Scored 50 Points	Oct. 5, 2018 at Louisville (66)	Oct. 17, 2020 by No. 1 Clemson (73)
Scored 50 Points, ACC Game	Oct. 5, 2018 at Louisville (66)	Aug. 29, 2019 by No. 1 Clemson (52)
Scored 35 Points, Half	Oct. 5, 2018 at Louisville (35/2nd)	Oct. 17, 2020 by No. 1 Clemson (1st/52)
Scored 28 Points, Quarter	Sept. 3, 2015 vs. Alcorn State (34/1st)	Oct. 17, 2020 by No. 1 Clemson (2nd/35)
Scored 0 Points	Nov. 16, 2019 vs. Virginia Tech	Sept. 1, 2018 by Alcorn State
Scored 0 Points, Half	Oct. 17, 2020 vs. No. 1 Clemson (2nd)	Sept. 1, 2018 by Alcorn State (2nd)
Overcame 10-Point Deficit, Win	Oct. 9, 2020 vs. Louisville (21-7)	Sept. 8, 2018 by USF (28-38)
Overcame 10-Point Halftime Deficit, Win	Sept. 12, 2020 at Florida State (0-10)	Nov. 30, 2013 by Georgia (20T) (7-20)
40-Point Margin of Victory	Sept. 29, 2018 vs. Bowling Green (63-17)	Oct. 17, 2020 by No. 1 Clemson (73-7)
30-39-Point Margin of Victory	Oct. 5, 2018 at Louisville (66-31)	Nov. 16, 2019 by Virginia Tech (0-45)
Scored 30 Points or more, Loss	Sept. 8, 2018 at USF (38)	Oct. 5, 2018 by Louisville (31)
Scored fewer than 10 Points, Win	Nov. 11, 2006 at North Carolina (7-0)	Dec. 2, 2006 by Wake Forest (9-6)
7 Touchdowns	Oct. 9, 2020 vs. Louisville (7)	Oct. 17, 2020 by No. 1 Clemson (10)
0 Touchdowns	Nov. 16, 2019 vs. Virginia Tech	Sept. 1, 2018 by Alcorn State
5+ Rushing Touchdowns	Oct. 25, 2018 at Virginia Tech (7)	Aug. 29, 2019 by No. 1 Clemson (5)
4+ Passing Touchdowns	Sept. 13, 2014 vs. Georgia Southern (4)	Oct. 17, 2020 by No. 1 Clemson (7)
Interception Return for TD	Oct. 5, 2018 at Louisville Juanyeh Thomas (95 yards) (Jordan Travis pass)	Sept. 26, 2020 by Syracuse T. Williams (43 yards) (Jeff Sims pass)
Fumble Return for TD	Oct. 19, 2019 at Miami; JaQuon Griffin (0 yards)	Sept. 28, 2019 at Temple; Benny Walls (74 yards)
Punt Return for TD	Sept. 10, 2009 vs. Clemson; Jerrard Tarrant (85 yards)	Sept. 23, 2017 by Pittsburgh; Quadree Henderson (80 yards)
Blocked Punt Return for TD	Sept. 27, 1997 vs. Clemson Block by Ajenavi Eziemefe, D'Jay Jones recovered for TD	Oct. 12, 2019 by Duke Xander Gagnon blocked and Javon Jackson recovered for a TD
Kickoff Return for TD	Nov. 24, 2018 at No. 5 Georgia; Juanyeh Thomas (100-yard return)	Sept. 8, 2018 by USF; Terrence Horne (98 yards)
2 Non-Offensive TDs	Nov. 8, 2014 at NC State (INT return, fumble return)	Sept. 8, 2018 by USF; Terrence Horne (97 yards)
4 Field Goals Made	Dec. 31, 2016 vs. Kentucky (4)	Sept. 8, 2018 by USF (2 kickoff returns)
3 Field Goals Missed	Oct. 20, 2012 vs. Boston College (3)	Oct. 14, 2017 by No. 11/10 Miami (4)
5 Field Goals Attempted	Oct. 19, 2019 by Miami (3)	Oct. 19, 2019 by Miami (3)
50-yard Field Goal Made	Dec. 31, 2011 vs. Utah (5)	Nov. 17, 2007 by North Carolina (5)
Missed PAT	Dec. 31, 2016 vs. Kentucky (Harrison Butker, 52)	Sept. 23, 2017 by Pittsburgh; Alex Kessman (55 yards)
Missed more than 1 PAT	Oct. 9, 2020 vs. Louisville	Sept. 26, 2020 by Syracuse
Made 2-Point Conversion	Nov. 3, 2012 at Maryland (2)	Nov. 5, 1977 by Notre Dame (2)
	Oct. 5, 2019 vs. North Carolina (J. Graham pass to T. Davis)	Nov. 3, 2018 by North Carolina (N. Elliott pass to A. Ratliff)
Failed 2-Point Conversion	Oct. 9, 2020 vs. Louisville (Jeff Sims pass failed)	Nov. 21, 2019 by NC State (Devin Leary pass failed)
Two+ 2-Point Conversions Att.	Nov. 17, 2018 vs. Virginia (OT) (2, 2 converted)	Nov. 11, 2017 by No. 17 Virginia Tech (2, 2 failed)
Defensive Extra Point Scored	Oct. 28, 1989 at Duke Ken Swilling 99-yard INT return (Steve Prince pass)	None recorded
Recorded Safety	Sept. 28, 2019 at Temple Temple RB was tackled in their own end zone	Nov. 4, 2017 by Virginia GT recovered a fumble in their own end zone
Blocked Field Goal	Oct. 19, 2019 at Miami Antwan Owens blocked T. Davidson's attempt	Sept. 4, 2017 by No. 25/24 Tennessee (20T) Paul Bain blocked Shawn Davis' attempt
Blocked PAT	Sept. 26, 2020 vs. Syracuse (D'Quon Douse)	Oct. 9, 2020 by Louisville (J. Goldwire)
Blocked Punt	Nov. 2, 2019 vs. Pitt Jerry Howard, Jr. blocked punt of Kirk Christodoulou	Oct. 12, 2019 by Duke Xander Gagnon blocked punt of Pressley Harvin III
Blocked 2 Kicks/Punts	Dec. 30, 2013 vs. Ole Miss (field goal/PAT)	Nov. 4, 1989 by Western Carolina (2 FGAs)
30+ First Downs	Oct. 25, 2018 at Virginia Tech (35)	Sept. 19, 2020 by No. 14 UCF (31)
10 (or fewer) First Downs	Oct. 17, 2020 vs. No. 1 Clemson (7)	Sept. 1, 2018 by Alcorn State (9)
500-599 Yards Total Offense	Oct. 5, 2018 at Louisville (554)	Oct. 5, 2019 by North Carolina (587)
600+ Yards Total Offense	Sept. 8, 2018 at USF (602)	Oct. 17, 2020 by No. 1 Clemson (671)
< 200 Yards Total Offense	Nov. 16, 2019 vs. Virginia Tech (134)	Sept. 1, 2018 by Alcorn State (146)
< 100 Yards Total Offense	Nov. 18, 1961 at Alabama (96)	Oct. 9, 2004 by Maryland (82)
300+ Yards Total Offense, Half	Sept. 8, 2018 at USF (337/2nd)	Oct. 17, 2020 by No. 1 Clemson (473/1st)
< 50 Yards Total Offense, Half	Sept. 22, 2016 vs. No. 5/3 Clemson (22/1st)	Sept. 9, 2017 by Jacksonville State (45/2nd)
90 Offensive Plays	Sept. 4, 2017 vs. No. 25/24 Tennessee (20T) (96)	Sept. 19, 2020 by No. 14 UCF (92)
50 (or fewer) Offensive Plays	Nov. 2, 2019 vs. Pitt (50)	Oct. 25, 2018 by Virginia Tech (47)
300-399 Yards Rushing	Sept. 29, 2018 vs. Bowling Green (376)	Sept. 14, 2019 by The Citadel (320)
400+ Yards Rushing	Nov. 3, 2018 at North Carolina (461)	Aug. 29, 2019 by No. 1 Clemson (411)
50 Yards (or less) Rushing	Nov. 27, 2004 at Georgia (24)	Sept. 23, 2017 by Pittsburgh (37)
0 Yards (or less) Rushing	1968 (two times – vs. Notre Dame and Navy)	Nov. 2, 2013 by Pittsburgh (-5)
60+ Rushing Attempts	Oct. 25, 2018 at Virginia Tech (78)	Sept. 14, 2019 by The Citadel (71)
30 (or fewer) Rushing Attempts	Nov. 2, 2019 vs. Pitt (29)	Nov. 10, 2018 by Miami (Fla.)
25+ Pass Completions	Sept. 10, 2005 vs. North Carolina (25)	Oct. 17, 2020 by No. 1 Clemson (33)
5 (or fewer) Pass Completions	Nov. 24, 2018 at No. 5 Georgia (5)	Sept. 14, 2019 by The Citadel (1)

THE LAST TIME IT HAPPENED ...

TEAM

	GEORGIA TECH	OPPONENT
40+ Pass Attempts	Sept. 22, 2007 at Virginia (40)	Oct. 17, 2020 by No. 1 Clemson (44)
10 (or fewer) Pass Attempts	Nov. 17, 2018 vs. Virginia (OT) (8)	Sept. 14, 2019 by The Citadel (4)
Threw 3 Interceptions	Sept. 26, 2020 vs. Syracuse (4)	Nov. 3, 2018 by North Carolina (3)
300-399 Yards Passing	Sept. 1, 2011 vs. Western Carolina (365)	Oct. 5, 2019 by North Carolina (376)
400+ Yards Passing	Nov. 10, 2001 at Virginia (486)	Oct. 17, 2020 by No. 1 Clemson (500)
100 (or less) Yards Passing	Nov. 30, 2019 vs. No. 4 Georgia (40)	Sept. 1, 2018 by Alcorn State (69)
Completed 70 Percent of Passes	Nov. 10, 2018 vs. Miami (Fla.) (.750, 3-of-4)	Nov. 24, 2018 by No. 5 Georgia (.789, 15-of-19)
5+ Fumbles	Oct. 13, 2018 vs. Duke (6)	Oct. 25, 2014 by Pittsburgh (7)
4+ Fumbles Lost	Sept. 23, 2017 vs. Pittsburgh (4)	Oct. 25, 2014 by Pittsburgh (6)
5 Turnovers	Sept. 26, 2020 vs. Syracuse (5)	Oct. 25, 2014 by Pittsburgh (6)
0 Turnovers	Oct. 9, 2020 vs. Louisville	Oct. 12, 2019 by Duke
10 Penalties	Sept. 26, 2020 vs. Syracuse (15)	Sept. 28, 2019 by Temple (10)
2 (or fewer) Penalties	Sept. 7, 2019 vs. USF (2)	Nov. 30, 2019 by No. 4 Georgia (0)
100+ Penalty Yards	Sept. 26, 2020 vs. Syracuse (105)	Oct. 28, 2004 by Virginia Tech (108)
10 (or fewer) Penalty Yards	Oct. 14, 2017 vs. No. 11/10 Miami (6)	Nov. 30, 2019 by No. 4 Georgia (0)
10 Punts	Nov. 30, 2019 vs. No. 4 Georgia (13)	Oct. 11, 2008 by Gardner-Webb (10)
0 Punts	Oct. 5, 2018 at Louisville	Dec. 5, 2009 by Clemson
10 Third-Down Conversions	Nov. 17, 2018 vs. Virginia (OT) (10)	Sept. 19, 2020 by No. 14 UCF (10)
2+ Fourth-Down Conversions	Nov. 21, 2019 vs. NC State (2-of-3)	Oct. 17, 2020 by No. 1 Clemson (2-for-2)
4 Fourth-Down Attempts	Nov. 24, 2018 at No. 5 Georgia (3-of-6)	Sept. 12, 2020 by Florida State (3-of-5)
37:00 or higher TOP	Oct. 25, 2018 at Virginia Tech (42:18)	Nov. 19, 2016 by Virginia (38:37)
15 Tackles for Loss	Sept. 1, 2007 at Notre Dame (19)	None Recorded
10 Sacks	Oct. 9, 1993 vs. Maryland (11)	None Recorded
5 Players to Score TD	Oct. 9, 2020 vs. Louisville (7)	Oct. 17, 2020 by No. 1 Clemson (9)
4 Players to Rush for TD	Oct. 9, 2020 vs. Louisville (4)	Nov. 10, 2012 by North Carolina (4)
3 Players to Catch TD Pass	Oct. 9, 2020 vs. Louisville (3)	Oct. 17, 2020 by No. 1 Clemson (6)
2 Players to Throw TD Pass	Oct. 9, 2020 vs. Louisville (2 - Jeff Sims & Ahmarean Brown)	Oct. 17, 2020 by No. 1 Clemson (5 - Trevor Lawrence; 2 - Hunter Helms)
15-Play+ Touchdown Drive	Oct. 13, 2018 vs. Duke (15)	Oct. 17, 2020 by No. 1 Clemson (16)
8-Minute+ Touchdown Drive	Sept. 30, 2017 vs. North Carolina (8:54)	Sept. 9, 2017 by Jacksonville State (8:11)
90-Yard+ Touchdown Drive	Aug. 29, 2019 at No. 1 Clemson (90)	Sept. 19, 2020 by No. 14 UCF (90)
1-Play Touchdown Drive	Nov. 3, 2018 at North Carolina (Q. Searcy 86-yd pass from T. Oliver)	Oct. 17, 2020 by No. 1 Clemson (A. Rodgers 83-yd pass from T. Lawrence)
Won an Overtime Game	Oct. 19, 2019 at Miami (OT) (28-21)	Sept. 14, 2019 by The Citadel (OT) (27-24)
Game Won on Final Play	Oct. 24, 2015 vs. Florida State (Lance Austin 78-yard missed FG return)	Sept. 14, 2019 by The Citadel (37-yard FG in overtime)

BOTH TEAMS COMBINED

90 Points	Oct. 5, 2018 at Louisville (97) (66-31)
100+ Rushing Attempts	Sept. 19, 2019 vs. The Citadel (104)
20 (or fewer) Points	Nov. 28, 2015 vs. Georgia (20) (13-7)
60 (or fewer) Rushing Att.	Sept. 9, 2006 vs. Samford (51)
10 (or fewer) Points	Nov. 11, 2006 at North Carolina (7) (7-0)
700+ Yards Passing	Nov. 10, 2001 at Virginia (813)
50 Points in a Half	Oct. 17, 2020 vs. No. 1 Clemson (59/st)
150 (or fewer) Passing Yds.	Nov. 3, 2012 at Maryland (146)
0 Points in a Half	Nov. 11, 2006 at North Carolina (2nd)
50 Pass Completions	Sept. 15, 2007 vs. Boston College (50)
30 Points in a Quarter	Oct. 17, 2020 vs. No. 1 Clemson (35/2nd)
20 (or fewer) Completions	Sept. 14, 2019 vs. The Citadel (8)
10+ Touchdowns	Oct. 17, 2020 vs. No. 1 Clemson (11)
90 Pass Attempts	Oct. 26, 2002 vs. Virginia (101)
0 Touchdowns	Dec. 2, 2006 vs. Wake Forest
30 (or fewer) Pass Att.	Sept. 14, 2019 vs. The Citadel (17)
5 Touchdowns in a Quarter	Oct. 17, 2020 vs. No. 1 Clemson (5/2nd)
5 Passes Intercepted	Nov. 1, 2007 vs. Virginia Tech (5)
8 Touchdowns in a Half	Nov. 10, 2012 at North Carolina (8/1st, 8/2nd)
10 Fumbles	Oct. 13, 2018 vs. Duke (10)

6 Field Goals	Nov. 17, 2018 vs. Virginia (OT) (6)
5 Fumbles Lost	Sept. 23, 2017 vs. Pittsburgh (5)
4 Field Goals Missed	Oct. 20, 2012 vs. Boston College (4)
10 Turnovers	Nov. 17, 1990 at Wake Forest (10)
8 Field Goals Att.	Nov. 17, 2007 vs. North Carolina (8)
0 Turnovers	Oct. 15, 2016 vs. Georgia Southern
50 First Downs	Sept. 19, 2020 vs. No. 14 UCF (54)
20 Penalties	Sept. 26, 2020 vs. Syracuse (23)
25 (or fewer) First Downs	Oct. 18, 2008 at Clemson (24) (12-12)
5 (or fewer) Penalties	Nov. 21, 2019 vs. NC State (5)
1,000+ Yards Total Offense	Sept. 19, 2020 vs. No. 14 UCF (1,131)
200 Penalty Yards	Sept. 9, 2000 vs. Florida State (254)
500 Yds (or fewer) Total Off.	Oct. 22, 2011 at Miami (473)
25 (or fewer) Penalty Yards	Oct. 22, 2011 at Miami (15)
160+ Offensive Plays	Sept. 19, 2020 vs. No. 14 UCF (173)
15+ Punts	Nov. 30, 2019 vs. No. 4 Georgia (17)
120 (or fewer) Off. Plays	Nov. 16, 2019 vs. Virginia Tech (117)
0 Punts	Dec. 5, 2009 vs. Clemson
600+ Yards Rushing	Oct. 5, 2018 at Louisville (655)
10 Sacks	Nov. 10, 2007 at Duke (10)
150 (or fewer) Rushing Yds.	Nov. 19, 2005 at Miami (150)

THE LAST TIME IT HAPPENED ...
INDIVIDUAL

	GEORGIA TECH	OPPONENT
30+ Rushing Attempts	Oct. 25, 2018 at Virginia Tech, Tobias Oliver (40)	Nov. 8, 2003 by Duke, Chris Douglas (30)
150-199 Yards Rushing	Oct. 5, 2018 at Louisville, TaQuon Marshall (175)	Oct. 9, 2020 by Louisville, Javian Hawkins (155)
200+ Yards Rushing	Oct. 25, 2018 at Virginia Tech, Tobias Oliver (215)	Aug. 29, 2019 by No. 1 Clemson, Travis Etienne (205)
50+ Pass Attempts	Oct. 6, 2005 vs. NC State, Reggie Ball (53)	Oct. 5, 2019 by North Carolina, Sam Howell (51)
40+ Pass Attempts	Sept. 22, 2007 at Virginia, Taylor Bennett (40)	Sept. 19, 2020 by No. 14 UCF, Dillon Gabriel (41)
25+ Pass Completions	Nov. 8, 2003 vs. Duke, Reggie Ball (27)	Sept. 19, 2020 by No. 14 UCF, Dillon Gabriel (27)
Threw 3 Interceptions	Sept. 26, 2020 vs. Syracuse, Jeff Sims (4)	Nov. 3, 2018 by North Carolina, Nathan Elliott (3)
300-399 Yards Passing	Oct. 6, 2007 vs. Maryland, Taylor Bennett (309)	Oct. 5, 2019 by North Carolina, Sam Howell (376)
400+ Yards Passing	Nov. 10, 2001 at Virginia, George Godsey (486)	Oct. 17, 2020 by No. 1 Clemson, Trevor Lawrence (404)
Rushed & Passed for 100+ Yds.	Nov. 21, 2019 vs. NC State, James Graham (141/129)	Oct. 9, 2020 by Louisville, Javian Hawkins (155/229)
Rushed & Received for 100+ Yds.	Nov. 14, 2013 at Clemson, Robert Godhigh (126/203)	Oct. 30, 1997 by North Carolina, J. Linton (138/137)
300-399 Yards Total Offense	Nov. 4, 2017 at Virginia, TaQuon Marshall (322)	Oct. 14, 2017 by No. 11/10 Miami, Malik Rosier (317)
400+ Yards Total Offense	Oct. 29, 2016 vs. Duke, Justin Thomas (459)	Oct. 6, 2012 by Clemson, Tajh Boyd (460)
10+ Receptions	Oct. 7, 2006 vs. Maryland, Calvin Johnson (10)	Nov. 17, 2018 by Virginia, Olamide Zaccheaus (10)
100-199 Yards Receiving	Sept. 8, 2018 at USF, Clinton Lynch (111)	Oct. 17, 2020 by No. 1 Clemson, Amari Rodgers (161)
200+ Yards Receiving	Oct. 4, 2008 vs. Duke, Demaryius Thomas (230)	Dec. 29, 2005 by Utah, Travis Latendresse (214)
4+ Touchdowns Scored	Sept. 4, 2017 vs. No. 25/24 Tennessee (20T) TaQuon Marshall (5)	Sept. 4, 2017 by No. 25/24 Tennessee (20T) John Kelly (4)
3+ Touchdowns Rushing	Oct. 25, 2018 at Virginia Tech Tobias Oliver/Jordan Mason (3)	Aug. 29, 2019 by No. 1 Clemson Travis Etienne (3)
3+ Touchdowns Receiving	Sept. 11, 2004 vs. Clemson, Calvin Johnson (3)	Nov. 29, 2008 by Georgia, Mohamed Massaquoi (3)
4+ Touchdowns Passing	Sept. 13, 2014 vs. Georgia Southern, Justin Thomas (4)	Oct. 17, 2020 by No. 1 Clemson, Trevor Lawrence (5)
Rushing & Receiving TDs	Oct. 9, 2020 vs. Louisville, Jahmyr Gibbs (1/1)	Oct. 14, 2017 by No. 11/10 Miami, Travis Homer (1/1)
Rushing & Passing TDs	Sept. 26, 2020 vs. Syracuse, Jeff Sims (1/1)	Nov. 16, 2019 by Virginia Tech, Hendon Hooker (1/2)
Passing & Receiving TDs	Nov. 17, 2007 vs. North Carolina Taylor Bennett (1/1)	Nov. 18, 2017 by Duke Shaun Wilson (1/2)
3 Field Goals	Nov. 12 2016 at No. 18/22 Virginia Tech Harrison Butker (3-of-3)	Nov. 18, 2017 by Duke Austin Parker (3-of-3)
4+ Field Goals	Nov. 17, 2018 vs. Virginia Wesley Wells (4-of-4)	Oct. 14, 2017 by No. 11/10 Miami Michael Badgley (4-of-4)
5 Field Goal Attempts	Sept. 1, 2007 vs. Notre Dame Travis Bell (5)	Nov. 17, 2007 by North Carolina Connor Barth (5)
Made a 50-yard Field Goal	Dec. 31, 2016 vs. Kentucky, Harrison Butker (52)	Sept. 23, 2017 by Pittsburgh, Alex Kessman (55)
Attempted a 60-yard Field Goal	Nov. 24, 2007 vs. North Carolina Travis Bell (62/miss)	Nov. 17, 2007 by North Carolina Connor Barth (63/miss)
10+ Punts	Nov. 30, 2019 vs. No. 4 Georgia, Pressley Harvin III (13)	None recorded
60-69 yard Punt	Sept. 26, 2020, Pressley Harvin III (64)	Nov. 4, 2017 by Virginia, Lester Coleman (63)
70-yard+ Punt	Sept. 19, 2020 vs. No. 14 UCF Pressley Harvin III (70)	Sept. 4, 2017 by No. 25/24 Tennessee (20T) Trevor Daniel (70)
100+ Punt Return Yards	Aug. 31, 2002 vs. Vanderbilt, Kelley Rhino (110)	None recorded
70-89 yard Punt Return	Sept. 10, 2009 vs. Clemson Jerrard Tarrant (85 TD)	Sept. 23, 2017 by Pittsburgh Quadree Henderson (80 TD)
Punt Return for a Touchdown	Sept. 10, 2009 vs. Clemson, Jerrard Tarrant	Sept. 23, 2017 by Pittsburgh, Quadree Henderson
90-yard+ Kickoff Return	Nov. 24, 2018 at No. 5 Georgia Juanyeh Thomas (100 TD)	Sept. 8, 2018 by USF Terrence Horne (98 TD, 97 TD)
Kickoff Return for a Touchdown	Nov. 24, 2018 at No. 5 Georgia Juanyeh Thomas (100 TD)	Sept. 8, 2018 by USF Terrence Horne (98 TD, 97 TD)
70-yard+ Interception Return	Aug. 31, 2013 vs. Elon, Tyler Marcordes (95)	Nov. 9, 2002 by Florida State, S. Samuels (82 TD)
15+ Tackles	Oct. 5, 2019 vs. North Carolina, David Curry (16)	Oct. 13, 2018 by Duke, Joe Giles-Harris (15)
3.0+ Sacks	Nov. 30, 2013 vs. Georgia (20T) Jeremiah Attaochu (4.0)	Oct. 12, 2019 by Duke Victor Dimukeje (3.0)
2+ Interceptions	Sept. 30, 2017 vs. North Carolina, A.J. Gray (2)	Sept. 12, 2020 by Florida State, Asante Samuel (2)
2+ Fumble Recoveries	Oct. 5, 2018 at Louisville, Charlie Thomas (2)	Nov. 21, 2019 by NC State, Larrell Murchison (2)
2+ Forced Fumbles	Sept. 12, 2020 at Florida State, Curtis Ryans (2)	Nov. 3, 2018 by North Carolina, Cole Holcomb (3)

TWO PLAYERS

	GEORGIA TECH	OPPONENT
2 100-yard Rushers	Nov. 21, 2019 vs. NC State Jordan Mason (141) and James Graham (129)	Nov. 28, 2009 by Georgia Washaun Ealey (183) and Caleb King (166)
2 100-yard Receivers	Sept. 10, 2005 vs. North Carolina Damarius Bilbo (131) and Calvin Johnson (114)	Sept. 19, 2020 by No. 14 UCF Marlon Williams (154) and Jaylon Robinson (105)
100-yard Rusher/100-yard Receiver	Sept. 8, 2018 TaQuon Marshall (113) and Clinton Lynch (111)	Sept. 4, 2017 by No. 25/24 Tennessee (20T) John Kelly (128) and Marquez Callaway (115)
250 Combined Yards Rushing	Nov. 21, 2019 vs. NC State James Graham and Jordan Mason (270)	Aug. 29, 2019 by No. 1 Clemson Travis Etienne and Lyn-J Dixon (272)
250 Combined Yards Receiving	Jan. 1, 2007 vs. West Virginia Calvin Johnson and James Johnson (254)	Sept. 19, 2020 by No. 14 UCF Marlon Williams and Jaylon Robinson (261)
20 Combined Receptions	Nov. 10, 2001 at Virginia Will Glover and Kerry Watkins (21)	Oct. 26, 2013 by Virginia Darius Jennings and Tim Smith (23)

	GEORGIA TECH	16
	1-0, 1-0	
	FLORIDA STATE	13
	0-1, 0-1	

Game 1 • Sept. 12, 2019 • Tallahassee, Fla. • Doak Campbell (17,538)

SCORING SUMMARY

	1	2	3	4	F
Georgia Tech	0	0	7	9	16
Florida State	10	0	3	0	13

1st	8:05	FSU	Keyshawn Helton 2 yd pass from James Blackman (Parker Grothaus kick)	GT 0, FSU 7
	1:36	FSU	Parker Grothaus 37 yd field goal	GT 0, FSU 10
3rd	6:13	GT	Jordan Mason 19 yd run (Jude Kelley kick)	GT 7, FSU 10
	1:04	FSU	Parker Grothaus 53 yd field goal	GT 7, FSU 13
4th	13:17	GT	Malachi Carter 15 yd pass from Jeff Sims (Jude Kelley kick blocked)	GT 13, FSU 13
	8:56	GT	Jude Kelley 32 yd field goal	GT 16, FSU 13

TEAM STATISTICS

	GT	FSU
First Downs.....	24	21
Rushes-Yards.....	40-161	35-109
Passing Yards.....	277	198
Pass Comp-Att-Int.....	23-34-2	23-45-1
Total Offense.....	438	307
Fumbles-Lost.....	0-0	3-2
Penalties-Yards.....	10-80	8-55
Punts-Yards (Avg./Net).....	3-125 (41.7/36.3)	3-145 (48.3/34.7)
Kickoffs-Yards (Avg./Net).....	4-252 (63.0/38.0)	4-245 (61.2/46.2)
Punt Returns (No.-Yds.-TD).....	2-21-0	1-16-0
Kickoff Returns (No.-Yds.-TD).....	4-60-0	3-75-0
Interceptions (No.-Yds.-TD).....	1-19-0	2-74-0
Fumble Returns (No.-Yds.-TD).....	1-19-0	0-0-0
Time of Possession.....	29:58	30:02
Third-Down Conversions.....	8-of-16	6-of-17
Fourth-Down Conversions.....	1-of-1	3-of-5
Red-Zone Scores-Chances.....	3-5	2-2
Sacks By (No.-Yds.).....	3-28	1-5
Field Goals.....	1-3	2-3
Points Off Turnovers.....	3	7

INDIVIDUAL STATISTICS

RUSHING: GT — Jeff Sims 13-64; Jordan Mason 14-55; Jamious Griffin 9-42; Dontae Smith 1-9; Ahmearan Brown 1-(-3); Team 2-(-6).

FSU — La'Damian Webb 13-39; Jordan Travis 6-39; Jashaun Corbin 6-18; James Blackman 9-13; Keyshawn Helton 1-0.

PASSING: GT — Jeff Sims 23-34-2 277.

FSU — James Blackman 23-43-1 198; Jordan Travis 0-1-0 0; Team 0-1-0 0.

RECEIVING: GT — Malachi Carter 6-66; Jalen Camp 5-57; Ahmearan Brown 3-25; Dontae Smith 2-32; Dylan Deveney 2-15; Marquez Ezzard 1-45; Jordan Mason 1-18; Peje Harris 1-7; Jamious Griffin 1-7; Adonias Sanders 1-5.

FSU — Jashaun Corbin 8-55; Tamorrion Terry 6-52; Camren McDonald 4-41; Ontaria Wilson 2-11; Warren Thompson 1-24; Lawrance Toafill 1-12; Keyshawn Helton 1-3.

INTERCEPTIONS: GT — Quez Jackson.

FSU — Asante Samuel (2).

FUMBLE RECOVERIES: GT — Curry; Brooks.

FSU — None.

FORCED FUMBLES: GT — Ryans (2), Domineck.

CJ — None.

TACKLES FOR LOSS: GT — Ryans 2.0-24; Sims 2.0-9; Curry 1.0-2; Yondjouen 0.5-1; Bennett Jr. 0.5-0.

FSU — Gainer 2.5-10; Warner 1.0-5; Lars-Woo 1.0-3; Woodie 0.5-3; Green 0.5-2; Dix, Jr. 0.5-1

SACKS: GT — Ryans 2.0-24; Curry 1.0-4.

FSU — Woodie 0.5-3; Gainer 0.5-2.

	NO. 14/13 UCF	49
	1-0, 1-0	
	GEORGIA TECH	21
	1-1, 1-0	

Game 2 • Sept. 19, 2019 • Atlanta, Ga. • Bobby Dodd Stadium (11,000)

SCORING SUMMARY

	1	2	3	4	F
UCF	7	21	0	21	49
Georgia Tech	7	7	0	7	21

1st	14:05	GT	Jeff Sims 1 yd run (Jude Kelley kick)	UCF 0 - GT 7
	11:58	UCF	NIXON, Tre 6 yd pass from GABRIEL, Dillon (OBARSKI, Daniel kick)	UCF 7 - GT 7
2nd	11:47	UCF	WILLIAMS, Marlon 8 yd pass from GABRIEL, Dillon (OBARSKI, Daniel kick)	UCF 14 - GT 7
	6:48	UCF	MCCRAE, Greg 21 yd run (OBARSKI, Daniel kick)	UCF 21 - GT 7
	2:17	UCF	NIXON, Tre 25 yd pass from GABRIEL, Dillon (OBARSKI, Daniel kick)	UCF 28 - GT 7
	1:14	GT	Jahmyr Gibbs 9 yd pass from Jeff Sims (Gavin Stewart kick)	UCF 28 - GT 14
4th	13:12	GT	Jahmyr Gibbs 33 yd run (Gavin Stewart kick)	UCF 28 - GT 21
	11:40	UCF	ANDERSON, Otis 1 yd run (OBARSKI, Daniel kick)	UCF 35 - GT 21
	5:30	UCF	WILLIAMS, Marlon 7 yd pass from GABRIEL, Dillon (OBARSKI, Daniel kick)	UCF 42 - GT 21
	3:28	UCF	THOMPSON, Bentavious 4 yd run (OBARSKI, Daniel kick)	UCF 49 - GT 21

TEAM STATISTICS

	UCF	GT
First Downs.....	31	23
Rushes-Yards.....	51-243	44-277
Passing Yards.....	417	244
Pass Comp-Att-Int.....	27-41-1	18-37-2
Total Offense.....	660	471
Fumbles-Lost.....	1-1	4-3
Penalties-Yards.....	8-51	7-49
Punts-Yards (Avg./Net).....	3-136 (45.3/45.3)	4-205 (51.2/51.2)
Kickoffs-Yards (Avg./Net).....	8-515 (64.4/34.0)	3-170 (56.7/40.0)
Punt Returns (No.-Yds.-TD).....	0-0-0	0-0-0
Kickoff Returns (No.-Yds.-TD).....	0-0-0	2-93-0
Interceptions (No.-Yds.-TD).....	2-9-0	1-3-0
Fumble Returns (No.-Yds.-TD).....	0-0-0	1-4-0
Time of Possession.....	31:52	28:08
Third-Down Conversions.....	10-of-16	7-of-15
Fourth-Down Conversions.....	1-of-3	1-of-3
Red-Zone Scores-Chances.....	6-7	2-4
Sacks By (No.-Yds.).....	0-0	2-17
Field Goals.....	0-0	0-1
Points Off Turnovers.....	14	0

INDIVIDUAL STATISTICS

RUSHING: GT — Jeff Sims 16-82; Jahmyr Gibbs 15-66; Jamious Griffin 8-44; Dontae Smith 5-35.

UCF — ANDERSON, Otis 18-88; MCCRAE, Greg 9-50; THOMPSON, Bentavious 12-30; GABRIEL, Dillon 8-30; RICHARDSON, Johnny 2-24; GOOD, Damarious 2-21.

PASSING: GT — Jeff Sims 18-36-2 244; Team 0-1-0 0.

UCF — GABRIEL, Dillon 27-41-1 417.

RECEIVING: GT — Jahmyr Gibbs 4-60; Marquez Ezzard 3-33; Peje Harris 2-38; Jamious Griffin 2-38; Jalen Camp 2-27; Dontae Smith 2-18; Malachi Carter 1-11; Ahmearan Brown 1-11; Jack Coco 1-8.

UCF — WILLIAMS, Marlon 10-154; ROBINSON, Jaylon 6-105; NIXON, Tre 4-94; ANDERSON, Otis 3-21; HARRIS, Jacob 2-28; HESCOCK, Jake 2-15.

INTERCEPTIONS: GT — Juanyeh Thomas.

UCF — Josh Celiscar; Stephon Zayas

FUMBLE RECOVERIES: GT — Showell.

UCF — Grant; Lester; Celiscar.

FORCED FUMBLES: GT — Knight II.



UCF — Gilyard; Lester; Celiscar.

TACKLES FOR LOSS: GT — C. Thomas 3.0-20; Yondjouen 1.0-5; Bennett, Jr. 1.0-2; Brooks 1.0-1; Knight II 1.0-1.

UCF — Gilyard 2.0-4; Charlton 1.5-1; Collier 1.0-2; Goode 1.0-2; Turnier 0.5-1.

SACKS: GT — C. Thomas 2.0-17.

UCF — None.

	GEORGIA TECH	20
	1-2, 1-1	
	SYRACUSE	37
	1-2, 1-2	

Game 3 • Sept. 26, 2019 • Syracuse, N.Y. • Carrier Dome (N/A)

SCORING SUMMARY

	1	2	3	4	F
Georgia Tech	0	13	7	0	20
Syracuse	17	6	7	7	37



1st	8:54	SU	Tucker, S. 38 yd run (Szmyt, A. kick)	GT 0 - SU 7
	7:33	SU	Szmyt, A. 47 yd field goal	GT 0 - SU 10
	1:22	SU	Tucker, S. 4 yd run (Szmyt, A. kick)	GT 0 - SU 17
2nd	9:37	GT	Jahmyr Gibbs 24 yd pass from Jeff Sims (Pressley Harvin III rush failed)	GT 6 - SU 17
	8:57	SU	Harris, T. 46 yd pass from Devito, T. (Szmyt, A. kick blocked)	GT 6 - SU 23
	5:10	GT	Jeff Sims 1 yd run (Gavin Stewart kick)	GT 13 - SU 23
3rd	1:29	GT	Jamious Griffin 3 yd run (Gavin Stewart kick)	GT 20 - SU 23
	0:40	SU	Johnson, N. 43 yd pass from Devito, T. (Szmyt, A. kick)	GT 20 - SU 30
4th	8:10	SU	Williams, T. 43 yd interception return (Szmyt, A. kick)	GT 20 - SU 37

TEAM STATISTICS

	GT	SU
First Downs.....	23.....	14.....
Rushes-Yards.....	52-275.....	41-163.....
Passing Yards.....	178.....	194.....
Pass Comp-Att-Int.....	15-32-4.....	13-24-1.....
Total Offense.....	453.....	357.....
Fumbles-Lost.....	2-1.....	1-0.....
Penalties-Yards.....	15-104.....	7-85.....
Punts-Yards (Avg./Net).....	7-345 (49.3/47.4).....	6-295 (49.2/42.2).....
Kickoffs-Yards (Avg./Net).....	4-204 (51.0/29.5).....	7-442 (63.1/42.6).....
Punt Returns (No.-Yds.-TD).....	5-42-0.....	1-13-0.....
Kickoff Returns (No.-Yds.-TD).....	3-44-0.....	4-86-0.....
Interceptions (No.-Yds.-TD).....	1-5-0.....	1-114-1.....
Fumble Returns (No.-Yds.-TD).....	0-0-0.....	0-0-0.....
Time of Possession.....	34:08.....	25:52.....
Third-Down Conversions.....	6-of-18.....	5-of-15.....
Fourth-Down Conversions.....	1-of-2.....	1-of-3.....
Red-Zone Scores-Chances.....	2-4.....	1-3.....
Sacks By (No.-Yds).....	1-7.....	1-8.....
Field Goals.....	0-1.....	1-2.....
Points Off Turnovers.....	6.....	17.....

INDIVIDUAL STATISTICS

RUSHING: GT — Jahmyr Gibbs 18-105; Dontae Smith 8-75; Jamious Griffin 15-54; Jeff Sims 8-41; Bruce Jordan-Swilling 1-4; Jordan Yates 2-(-4).
 SU — Tucker, S. 24-112; Devito, T. 4-23; Pierre, M. 7-19; Jordan, J. 2-6; Lutz, C. 2-5; Labrosse, B. 1-5; Linton, S. 1-(-7).
PASSING: GT — Jeff Sims 13-28 4 174; Jordan Yates 2-4 0 4.
 SU — Devito, T. 13-24-1 194.
RECEIVING: GT — Malachi Carter 4-47; Jalen Camp 3-27; Jahmyr Gibbs 2-26; Adonias Sanders 2-21; Marquez Ezzard 2-10; Ahmearan Brown 1-40; Jack Coco 1-7.
 SU — Johnson, N. 4-87; Harris, T. 3-64; Jordan, J. 2-17; Queeley, A. 1-15; Hackett, A. 1-10; Benson, L. 1-1; Tucker, S. 1-0.
INTERCEPTIONS: GT — Zamari Wlaton.
 SU — Williams, T., Carter, J., Black, J., Hanna, R.
FUMBLE RECOVERIES: GT — None.
 SU — Linton, S.
FORCED FUMBLES: GT — None.
 SU — Roscoe, C.
TACKLES FOR LOSS: GT — Domineck 2.0-11; Jackson 1.0-1; Griffin 1.0-1; Yondjouen 1.0-1; K. Oliver 0.5-1; Curry 0.5-0.
 SU — Roscoe 2.0-15; Hanna 1.0-4; Williams 1.0-2.
SACKS: GT — Domineck 1.0-7.
 SU — Roscoe 1.0-8.

	LOUISVILLE	27
	1-3, 0-3	
	GEORGIA TECH	46
	2-2, 2-1	

Game 4 • Oct. 9, 2020 • Atlanta, Ga. • Bobby Dodd Stadium (11,000)

SCORING SUMMARY

	1	2	3	4	F
Louisville	7	14	6	0	27
Georgia Tech	7	7	12	20	46

1st	9:00	GT	Jahmyr Gibbs 12 yd run (Gavin Stewart kick)	LOU 0 - GT 7
	0:24	LOU	Ford, M. 3 yd pass from Malik Cunningham (Turner, J. kick)	LOU 7 - GT 7
2nd	7:30	LOU	Malik Cunningham 2 yd run (Turner, J. kick)	LOU 14 - GT 7
	1:32	LOU	Atwell, T. 26 yd pass from Malik Cunningham (Turner, J. kick)	LOU 21 - GT 7
	0:43	GT	Jalen Camp 9 yd pass from Ahmearan Brown (Gavin Stewart kick)	LOU 21 - GT 14
3rd	7:52	GT	Jamious Griffin 3 yd run (Gavin Stewart kick blocked)	LOU 21 - GT 20
	6:34	GT	Jeff Sims 22 yd run (Jeff Sims pass failed)	LOU 21 - GT 26
	0:32	LOU	Malik Cunningham 11 yd run (Malik Cunningham pass failed)	LOU 27 - GT 26
4th	8:40	GT	Jahmyr Gibbs 19 yd pass from Jeff Sims (Jeff Sims pass failed)	LOU 27 - GT 32
	2:52	GT	Malachi Carter 34 yd pass from Jeff Sims (Gavin Stewart kick)	LOU 27 - GT 39
	0:28	GT	Dontae Smith 12 yd run (Gavin Stewart kick)	LOU 27 - GT 46

TEAM STATISTICS

	LOU	GT
First Downs.....	24.....	19.....
Rushes-Yards.....	48-242.....	34-192.....
Passing Yards.....	229.....	258.....
Pass Comp-Att-Int.....	19-33-0.....	12-22-0.....
Total Offense.....	471.....	450.....
Fumbles-Lost.....	4-3.....	0-0.....
Penalties-Yards.....	9-78.....	7-55.....
Punts-Yards (Avg./Net).....	4-158 (39.5/39.5).....	5-239 (47.8/40.6).....
Kickoffs-Yards (Avg./Net).....	5-317 (63.4/40.4).....	8-515 (64.4/40.1).....
Punt Returns (No.-Yds.-TD).....	1-16-0.....	0-0-0.....
Kickoff Returns (No.-Yds.-TD).....	5-119-0.....	1-15-0.....
Interceptions (No.-Yds.-TD).....	0-0-0.....	0-0-0.....
Fumble Returns (No.-Yds.-TD).....	0-0-0.....	0-0-0.....
Time of Possession.....	36:38.....	23:22.....
Third-Down Conversions.....	9-of-17.....	6-of-12.....
Fourth-Down Conversions.....	2-of-3.....	1-of-1.....
Red-Zone Scores-Chances.....	3-3.....	5-5.....
Sacks By (No.-Yds).....	0-0.....	3-17.....
Field Goals.....	0-0.....	0-0.....
Points Off Turnovers.....	0.....	19.....

INDIVIDUAL STATISTICS

RUSHING: GT — Jeff Sims 7-64; Jahmyr Gibbs 13-61; Dontae Smith 8-44; Jamious Griffin 5-14; Jerry Howard Jr. 1-9.
 LOU — Hawkins, J. 26-155; Malik Cunningham 14-50; Hall, H. 8-37.
PASSING: GT — Jeff Sims 11-21 0-249; Ahmearan Brown 1-1 0 9.
 LOU — Malik Cunningham 19-33-0 229.
RECEIVING: GT — Jalen Camp 4-31; Malachi Carter 3-89; Jahmyr Gibbs 2-60; Adonias Sanders 1-33; Ahmearan Brown 1-30; Dylan Leonard 1-15.
 LOU — Atwell, T. 6-52; Ford, M. 5-89; Hawkins, J. 3-15; Marshall, J. 2-19; Fitzpatrick, D. 1-36; Burkley, M. 1-14; Smith, B. 1-4.
INTERCEPTIONS: GT — None.
 LOU — None
FUMBLE RECOVERIES: GT — Jackson; Domineck; Jordan-Swilling.
 LOU — None.
FORCED FUMBLES: GT — Domineck; C. Thomas; Jordan-Swilling.
 LOU — None.
TACKLES FOR LOSS: GT — Clayton 2.5-8; Domineck 1.0-9; K. Oliver 1.0-5; C. Thomas 1.0-3; King 1.0-1; Jackson 0.5-1; Curry 0.5-1; Ryans 0.5-1.
 LOU — Goldwire 1.0-1; Okeke 0.5-1; Montgomery 0.5-1.
SACKS: GT — Clayton 2.0-8; Domineck 1.0-9.
 LOU — None..

**NO. 1/1 CLEMSON****73****5-0, 4-0****GEORGIA TECH****7****2-3, 2-2****Game 5 • Oct. 17, 2020 • Atlanta, Ga. • Bobby Dodd Stadium (11,000)****SCORING SUMMARY**

	1	2	3	4	F
Clemson	17	35	7	14	73
Georgia Tech	7	0	0	0	7

1st	7:55	CU	Cornell Powell 5 yd pass from Trevor Lawrence (B.T. Potter kick)	CU 7 - GT 0
	6:32	GT	Jalen Camp 59 yd pass from Jeff Sims (Jude Kelley kick)	CU 7 - GT 7
	6:14	CU	Amari Rodgers 83 yd pass from Trevor Lawrence (B.T. Potter kick)	CU 14 - GT 7
	4:03	CU	B.T. Potter 30 yd field goal	CU 17 - GT 7
2nd	12:43	CU	Davis Allen 34 yd pass from Trevor Lawrence (B.T. Potter kick)	CU 24 - GT 7
	7:05	CU	Nyles Pinckney 1 yd run (B.T. Potter kick)	CU 31 - GT 7
	3:14	CU	Frank Ladson Jr. 8 yd pass from Trevor Lawrence (B.T. Potter kick)	CU 38 - GT 7
	2:10	CU	Travis Etienne 3 yd run (B.T. Potter kick)	CU 45 - GT 7
	0:16	CU	Amari Rodgers 16 yd pass from Trevor Lawrence (B.T. Potter kick)	CU 52 - GT 7
3rd	8:21	CU	Chez Mellusi 5 yd run (B.T. Potter kick)	CU 59 - GT 7
4th	11:38	CU	Kobe Pace 7 yd pass from Hunter Helms (Aidan Swanson kick)	CU 66 - GT 7
	7:41	CU	Ajou Ajou 35 yd pass from Hunter Helms (Aidan Swanson kick)	CU 73 - GT 7

TEAM STATISTICS

	CU	GT
First Downs.....	29	7
Rushes-Yards.....	39-171	44-123
Passing Yards.....	500	81
Pass Comp-Att-Int.....	33-49-1	6-14-1
Total Offense.....	671	204
Fumbles-Lost.....	1-1	4-2
Penalties-Yards.....	2-20	3-40
Punts-Yards (Avg./Net).....	4-189 (47.2/46.2)	9-435 (48.3/46.9)
Kickoffs-Yards (Avg./Net).....	12-773 (64.4/42.0)	2-130 (65.0/52.5)
Punt Returns (No.-Yds.-TD).....	1-13-0	3-4-0
Kickoff Returns (No.-Yds.-TD).....	2-25-0	2-44-0
Interceptions (No.-Yds.-TD).....	1-31-0	1-9-0
Fumble Returns (No.-Yds.-TD).....	0-0-0	0-0-0
Time of Possession.....	35:53	24:07
Third-Down Conversions.....	9-of-17	2-of-14
Fourth-Down Conversions.....	2-of-2	0-of-3
Red-Zone Scores-Chances.....	8-8	0-0
Sacks By (No.-Yds).....	4-34	2-14
Field Goals.....	1-1	0-0
Points Off Turnovers.....	17	0

INDIVIDUAL STATISTICS

RUSHING: GT — Jahmyr Gibbs 15-67; Spence Massey 3-47; Dontae Smith 6-30; Jamious Griffin 2-7; Bruce Jordan-Swilling 3-0; Jordan Yates 2-(-5); Jeff Sims 13-(-23).

CU — Travis Etienne 11-44; Lyn-J Dixon 5-32; Michel Dukes 3-31; Chez Mellusi 5-21; Kobe Pace 4-21; Darien Rencher 4-11; Trevor Lawrence 3-6; Taisun Phommachanh 2-2; Hunter Helms 1-2; Nyles Pinckney 1-1.

PASSING: GT — Jeff Sims 6-13-1 81; Jordan Yates 0-1-0 0.

CU — Trevor Lawrence 24-32-1 404; Hunter Helms 5-7-0 74; Taisun Phommachanh 2-7-0 9; Will Spiers 2-3-0 13.

RECEIVING: GT — Jahmyr Gibbs 3-23; Jalen Camp 1-59; Ahmearon Brown 1-2; Dontae Smith 1-minus 3.

CU — Amari Rodgers 6-161; Cornell Powell 4-50; Davis Allen 3-67; Frank Ladson Jr. 3-21; Travis Etienne 2-29; E.J. Williams 2-29; Kobe Pace 2-21; Will Swinney 2-13; Ajou Ajou 1-35; Brannon Spector 1-20; Drew Swinney 1-12; J.C. Chalk 1-12; Lyn-J Dixon 1-9; Will Brown 1-9; Joseph Ngata 1-6; Jaelyn Lay 1-5; Max May 1-1.

INTERCEPTIONS: GT — Turner.

CU — Walton.

FUMBLE RECOVERIES: GT — Swilling.

CU — Henry; Mascoll.

FORCED FUMBLES: GT — Ryans.

CU — Jones, Jr.; Murphy.

TACKLES FOR LOSS: GT — Jackson 1.0-9; Askew 1.0-7; Griffin 1.0-5; Owens 1.0-2.

CU — Davis 2.0-9; Jones, Jr. 2.0-4; Murphy 1.5-8; Venables 1.0-14; Booth, Jr. 1.0-4; Williams 1.0-3; Williams 1.0-2; Charleston 1.0-1; Thomas 0.5-1; Upshaw 0.5-0; Turner 0.5-1.

SACKS: GT — Jackson 1.0-9; Griffin 1.0-5.

CU — Venables 1.0-14; Davis 1.0-8; Murphy 1.0-8; Booth, Jr. 1.0-4.

2020 Georgia Tech Football
Georgia Tech Game Results (as of Oct 17, 2020)
All games

Date	Opponent		Score	Overall	Conference	Time	Attend
* Sep 12, 2020	at Florida St.	W	16-13	1-0	1-0	5:02	17538
Sep 19, 2020	#14 UCF	L	21-49	1-1	1-0	3:50	11000
* Sep 26, 2020	at Syracuse	L	20-37	1-2	1-1	4:02	
* Oct 09, 2020	LOUISVILLE	W	46-27	2-2	2-1	3:32	11000
* Oct 17, 2020	#1 CLEMSON	L	7-73	2-3	2-2	3:22	11000

2020 Georgia Tech Football
Georgia Tech Overall Team Statistics (as of Oct 17, 2020)
All games

Team Statistics	GT	OPP
SCORING	110	199
Points Per Game	22.0	39.8
Points Off Turnovers	28	55
FIRST DOWNS	96	119
Rushing	50	51
Passing	42	63
Penalty	4	5
RUSHING YARDAGE	978	928
Yards gained rushing	1110	1068
Yards lost rushing	132	140
Rushing Attempts	214	214
Average Per Rush	4.6	4.3
Average Per Game	195.6	185.6
TDs Rushing	9	10
PASSING YARDAGE	1038	1538
Comp-Att-Int	74-139-9	115-192-4
Average Per Pass	7.5	8.0
Average Per Catch	14.0	13.4
Average Per Game	207.6	307.6
TDs Passing	7	16
TOTAL OFFENSE	2016	2466
Total Plays	353	406
Average Per Play	5.7	6.1
Average Per Game	403.2	493.2
KICK RETURNS: #-Yards	12-256	14-305
PUNT RETURNS: #-Yards	10-67	4-58
INT RETURNS: #-Yards	4-34	9-228
KICK RETURN AVERAGE	21.3	21.8
PUNT RETURN AVERAGE	6.7	14.5
INT RETURN AVERAGE	8.5	25.3
FUMBLES-LOST	10-6	10-7
PENALTIES-Yards	42-328	34-289
Average Per Game	65.6	57.8
PUNTS-Yards	28-1349	20-923
Average Per Punt	48.2	46.2
Net punt average	45.4	41.8
KICKOFFS-Yards	21-1271	36-2292
Average Per Kick	60.5	63.7
Net kick average	38.9	40.6
TIME OF POSSESSION/Game	27:57	32:03
3RD-DOWN Conversions	29/75	39/82
3rd-Down Pct	39%	48%
4TH-DOWN Conversions	4/10	9/16
4th-Down Pct	40%	56%
SACKS BY-Yards	11-83	7-54
MISC YARDS	0	19
TOUCHDOWNS SCORED	16	27
FIELD GOALS-ATTEMPTS	1-5	4-6
ON-SIDE KICKS	0-1	0-0
RED-ZONE SCORES	(12-18) 67%	(20-23) 87%
RED-ZONE TOUCHDOWNS	(11-18) 61%	(18-23) 78%
PAT-ATTEMPTS	(11-13) 85%	(25-26) 96%
ATTENDANCE	33000	17538
Games/Avg Per Game	3/11000	2/8769
Neutral Site Games		0/0

Score by Quarters	1st	2nd	3rd	4th	OT	Total
Georgia Tech	21	27	26	36	0	110
Opponents	58	76	23	42	0	199

2020 Georgia Tech Football
Georgia Tech Overall Individual Statistics (as of Oct 17, 2020)
All games

Rushing	gp-gs	att	gain	loss	net	avg	td	lg	avg/g
Jahmyr Gibbs	4-3	61	313	14	299	4.9	2	33	74.8
Jeff Sims	5-5	57	293	65	228	4.0	3	22	45.6
Dontae Smith	5-0	28	205	12	193	6.9	1	30	38.6
Jamious Griffin	5-1	39	171	10	161	4.1	2	16	32.2
Jordan Mason	1-1	14	63	8	55	3.9	1	19	55.0
Spence Massey	2-0	3	47	0	47	15.7	0	41	23.5
Jerry Howard Jr.	5-1	1	9	0	9	9.0	0	9	1.8
Bruce Jordan-Swilli	3-0	4	5	1	4	1.0	0	4	1.3
Ahmarean Brown	5-5	1	0	3	-3	-3.0	0	0	-0.6
Team	2-0	2	0	6	-6	-3.0	0	0	-3.0
Jordan Yates	2-0	4	4	13	-9	-2.2	0	4	-4.5
Total	5	214	1110	132	978	4.6	9	41	195.6
Opponents	5	214	1068	140	928	4.3	10	38	185.6

Passing	gp-gs	effic	comp	att	in	pct	yds	td	lg	avg/g
Jeff Sims	5-5	120.38	71	132	9	53.8	1025	6	59	205.0
Jordan Yates	2-0	46.72	2	5	0	40.0	4	0	4	2.0
Team	2-0	0.00	0	1	0	0.0	0	0	0	0.0
Ahmarean Brown	5-5	505.60	1	1	0	100.	9	1	9	1.8
Total	5	119.63	74	139	9	53.2	1038	7	59	207.6
Opponents	5	150.52	115	192	4	59.9	1538	16	83	307.6

Receiving	gp-gs	no.	yds	avg	td	lg	avg/g
Jalen Camp	5-4	15	201	13.4	2	59	40.2
Malachi Carter	5-5	14	213	15.2	2	41	42.6
Jahmyr Gibbs	4-3	11	169	15.4	3	41	42.2
Ahmarean Brown	5-5	7	108	15.4	0	40	21.6
Marquez Ezzard	5-0	6	88	14.7	0	45	17.6
Dontae Smith	5-0	5	47	9.4	0	20	9.4
Adonicas Sanders	5-1	4	59	14.8	0	33	11.8
Jamious Griffin	5-1	3	45	15.0	0	25	9.0
Peje Harris	4-0	3	45	15.0	0	23	11.2
Dylan Deveney	3-3	2	15	7.5	0	8	5.0
Jack Coco	5-1	2	15	7.5	0	8	3.0
Jordan Mason	1-1	1	18	18.0	0	18	18.0
Dylan Leonard	2-0	1	15	15.0	0	15	7.5
Total	5	74	1038	14.0	7	59	207.6
Opponents	5	115	1538	13.4	16	83	307.6

Punt Returns	no.	yds	avg	td	lg
Marquez Ezzard	6	56	9.3	0	18
Nate McCollum	3	4	1.3	0	5
Josh Blancato	1	7	7.0	0	7
Total	10	67	6.7	0	18
Opponents	4	58	14.5	0	16

Interceptions	no.	yds	avg	td	lg
Zamari Walton	2	14	7.0	0	9
Quez Jackson	1	17	17.0	0	17
Juanyeh Thomas	1	3	3.0	0	3
Total	4	34	8.5	0	17
Opponents	9	228	25.3	1	47

Kick Returns	no.	yds	avg	td	lg
Dontae Smith	5	102	20.4	0	27
Jahmyr Gibbs	5	137	27.4	0	75
Juanyeh Thomas	2	17	8.5	0	13
Total	12	256	21.3	0	75
Opponents	14	305	21.8	0	49

Fumble Returns	no.	yds	avg	td	lg
Avery Showell	1	4	4.0	0	4
David Curry	1	19	19.0	0	19
Total	2	23	11.5	0	19
Opponents	0	0	0.0	0	0

2020 Georgia Tech Football
Georgia Tech Overall Individual Statistics (as of Oct 17, 2020)
All games

Scoring	td	fg	PAT				dx	saf	pts
			kick	rush	rcv	pass			
Jahmyr Gibbs	5	-	-	-	-	-	-	-	30
Jeff Sims	3	-	-	-	-	0-2	-	-	18
Jalen Camp	2	-	-	-	-	-	-	-	12
Jamious Griffin	2	-	-	-	-	-	-	-	12
Malachi Carter	2	-	-	-	-	-	-	-	12
Gavin Stewart	-	0-1	8-9	-	-	-	-	-	8
Jude Kelley	-	1-4	3-4	-	-	-	-	-	6
Jordan Mason	1	-	-	-	-	-	-	-	6
Dontae Smith	1	-	-	-	-	-	-	-	6
Pressley Harvin III	-	-	-	0-1	-	-	-	-	0
Total	16	1-5	11-13	0-1	-	0-2	-	-	110
Opponents	27	4-6	25-26	-	-	0-1	-	-	199

Total Offense	g	plays	rush	pass	total	avg/g
Jeff Sims	5	189	228	1025	1253	250.6
Jahmyr Gibbs	4	61	299	0	299	74.8
Dontae Smith	5	28	193	0	193	38.6
Jamious Griffin	5	39	161	0	161	32.2
Jordan Mason	1	14	55	0	55	55.0
Spence Massey	2	3	47	0	47	23.5
Jerry Howard Jr.	5	1	9	0	9	1.8
Ahmarean Brown	5	2	-3	9	6	1.2
Bruce Jordan-Swilli	3	4	4	0	4	1.3
Jordan Yates	2	9	-9	4	-5	-2.5
Team	2	3	-6	0	-6	-3.0
Total	5	353	978	1038	2016	403.2
Opponents	5	406	928	1538	2466	493.2

Field Goals	fg	pct.	01-19	20-29	30-39	40-49	50-99	lg	blk
Jude Kelley	1-4	25.0	0-0	0-2	1-2	0-0	0-0	32	3
Gavin Stewart	0-1	0.0	0-0	0-1	0-0	0-0	0-0	0	1

FG Sequence	Georgia Tech	Opponents
Florida St.	22,38,(32)	(37),46,(53)
UCF	27	-
Syracuse	26	(47),53
Louisville	-	-
Clemson	-	(30)

Punting	no.	yds	avg	lg	tb	fc	i20	50+	blk
Pressley Harvin III	28	134	48.2	70	1	12	12	13	0
Total	28	134	48.2	70	1	12	12	13	0
Opponents	20	92	34.6	61	1	3	5	8	0

Kickoffs	no.	yds	avg	tb	ob	retn	net yd	ln
Austin Kent	18	113	62.9	6	0			
Gavin Stewart	3	138	46.0	0	0			
Total	21	127	60.5	6	0	21.8	38.9	26
Opponents	36	229	63.7	23	1	21.3	40.6	24

Numbers in (parentheses) indicate field goal was made.

2020 Georgia Tech Football
Georgia Tech Overall Individual Statistics (as of Oct 17, 2020)
All games

All Purpose	g	rush	rcv	pr	kr	ir	total	avg/g
Jahmyr Gibb	4	299	169	0	137	0	605	151.2
Dontae Smith	5	193	47	0	102	0	342	68.4
Jeff Sims	5	228	0	0	0	0	228	45.6
Malachi Cart	5	0	213	0	0	0	213	42.6
Jamious Griff	5	161	45	0	0	0	206	41.2
Jalen Camp	5	0	201	0	0	0	201	40.2
Marquez Ezz	5	0	88	56	0	0	144	28.8
Ahmarean Br	5	-3	108	0	0	0	105	21.0
Jordan Maso	1	55	18	0	0	0	73	73.0
Adonidas San	5	0	59	0	0	0	59	11.8
Spence Mass	2	47	0	0	0	0	47	23.5
Peje Harris	4	0	45	0	0	0	45	11.2
Juanyeh Tho	5	0	0	0	17	3	20	4.0
Quez Jackso	5	0	0	0	0	17	17	3.4
Jack Coco	5	0	15	0	0	0	15	3.0
Dylan Leonar	2	0	15	0	0	0	15	7.5
Dylan Deven	3	0	15	0	0	0	15	5.0
Zamari Walto	5	0	0	0	0	14	14	2.8
Jerry Howard	5	9	0	0	0	0	9	1.8
Josh Blancat	5	0	0	7	0	0	7	1.4
Bruce Jordan	3	4	0	0	0	0	4	1.3
Nate McCollu	1	0	0	4	0	0	4	4.0
Team	2	-6	0	0	0	0	-6	-3.0
Jordan Yates	2	-9	0	0	0	0	-9	-4.5
Total	5	978	1038	67	256	34	2373	474.6
Opponents	5	928	1538	58	305	228	3057	611.4

2020 Georgia Tech Football
Georgia Tech Overall Defensive Statistics (as of Oct 17, 2020)
All games

#	Defensive Leaders	gp-gs	Tackles				Sacks no-yds	Pass defense			Fumbles		blkd	
			ua	a	tot	tfl/yds		int-yds	brup	qbh	rcv-yds	ff	kick	saf
44	Quez Jackson	5-5	22	15	37	2.5-11	1.0-9	1-17	2	.	1-0	.	.	.
6	David Curry	5-4	17	15	32	3.0-10	1.0-4	.	.	.	1-19	.	.	.
1	Juanyeh Thomas	5-5	18	11	29	.	.	1-3
39	Wesley Walker	5-2	15	6	21	.	.	.	3
13	Avery Showell	5-0	14	6	20	.	.	.	1	.	1-4	.	.	.
2D	Zamari Walton	5-5	14	5	19	.	.	2-14	3
2	Tariq Carpenter	5-5	15	4	19	.	.	.	1
42	Jordan Domineck	5-4	12	7	19	3.0-20	2.0-16	.	1	.	1-0	2	.	.
2K	Kaleb Oliver	5-3	12	6	18	1.5-6	.	.	2
0	Djimon Brooks	5-5	7	7	14	1.0-1	.	.	1	2	1-0	.	.	.
17	Demetrius Knight II	5-0	9	4	13	1.0-1	1	.	.
25	Charlie Thomas	5-1	8	4	12	4.0-23	2.0-17	.	.	1	.	1	.	.
16	Myles Sims	4-2	8	2	10	.	.	.	2
92	JaQuon Griffin	5-2	10	.	10	2.0-6	1.0-5	.	.	1
94	Mike Lockhart	4-1	4	5	9	1.0-2	.	.	.	1
1X	Chico Bennett Jr	5-0	4	5	9	1.5-2	.	.	.	1
98	Curtis Ryans	4-1	5	4	9	2.5-25	2.0-24	3	.	.
9	Antonneous Clayton	3-2	5	3	8	2.5-8	2.0-8
1	Derrik Allen	5-0	4	4	8
24	Kenan Johnson	5-1	3	4	7	.	.	.	1
3	Tre Swilling	2-2	2	4	6	1-0	.	.	.
14	Jaylon King	5-0	3	3	6	1.0-1
3Y	Sylvain Yondjouen	3-2	3	2	5	2.5-7	.	.	.	1
99	D'Quon Douse	5-2	2	3	5	1	.
18	Peje Harris	4-0	1	2	3
29	Bruce Jordan-Swillin	3-0	3	.	3	1-0	1	.	.
89	Antwan Owens	1-0	2	1	3	1.0-2
26	Josh Blancato	5-0	1	2	3
2B	Jordan Mason	1-1	2	.	2
28	Dontae Smith	5-0	1	1	2
21	Jahmyr Gibbs	4-3	1	.	1
4A	Jaytlin Askew	5-0	1	.	1	1.0-7
52	Justice Dingle	2-0	.	1	1
97	Akelo Stone	1-0	.	1	1
5	Jerry Howard Jr.	5-1	1	.	1
48	Austin Kent	5-0	1	.	1
3D	Kyle Kennard	1-0	1	.	1
1S	Adonicas Sanders	5-1	1	.	1
45	Tony Amerson	2-0	1	.	1
8	Tobias Oliver	4-0	1	.	1
35	Jared Ivey	4-0	.	1	1	1
80	Dylan Leonard	2-0	1	.	1
10	Jeff Sims	5-5	1	.	1
78	Jack DeFoor	5-5	1	.	1
95	Jahaziel Lee	4-0	1	.	1
Total		5	238	138	376	31-132	11-83	4-34	17	8	7-23	8	1	.
Opponents		5	216	121	337	30-105	7-54	9-228	13	17	6-0	6	6	.

2020 Georgia Tech Football
Georgia Tech Passing Game-by-Game (as of Oct 17, 2020)
All games

#10 Sims, J.	Comp	Att	Int	Pct	Yards	TD	Long	Sacked	Effic
Florida St.	23	34	2	67.6	277	1	45	1-5	134.02
UCF	18	36	2	50.0	244	1	25	0-0	104.99
Syracuse	13	28	4	46.4	174	1	40	0-0	81.84
Louisville	11	21	0	52.4	249	2	41	0-0	183.41
Clemson	6	13	1	46.2	81	1	59	5-41	108.49
TOTALS	71	132	9	53.8	1025	6	59	6-46	120.38

#1Q Yates, J.	Comp	Att	Int	Pct	Yards	TD	Long	Sacked	Effic
Syracuse	2	4	0	50.0	4	0	4	1-8	58.40
Clemson	0	1	0	0.0	0	0	0	0-0	0.00
TOTALS	2	5	0	40.0	4	0	4	1-8	46.72

#2W Brown, Ah.	Comp	Att	Int	Pct	Yards	TD	Long	Sacked	Effic
Louisville	1	1	0	100.0	9	1	9	0-0	505.60
TOTALS	1	1	0	100.0	9	1	9	0-0	505.60

#TM Team	Comp	Att	Int	Pct	Yards	TD	Long	Sacked	Effic
UCF	0	1	0	0.0	0	0	0	0-0	0.00
TOTALS	0	1	0	0.0	0	0	0	0-0	0.00

2020 Georgia Tech Football
Georgia Tech Rushing/Receiving Game-by-Game (as of Oct 17, 2020)
All games

RUSHING	No-Yds/TD	FSU	UCF	SU	LOU	CU
Gibbs, J.	61-299/2	DNP	15-66/1	18-105/	13-61/1	15-67/0
Sims, J.	57-228/3	13-64/0	16-82/1	8-41/1	7-64/1	13--23/0
Smith, Dontae	28-193/1	1-9/0	5-35/0	8-75/0	8-44/1	6-30/0
Griffin, J.	39-161/2	9-42/0	8-44/0	15-54/1	5-14/1	2-7/0
Mason, J.	14-55/1	14-55/1	DNP	DNP	DNP	DNP
Massey, S.	3-47/0	DNP	DNP	-	DNP	3-47/0
Howard, J.	1-9/0	-	-	-	1-9/0	-
Jordan-Swilling	4-4/0	DNP	DNP	1-4/0	-	3-0/0
Brown, Ah.	1--3/0	1--3/0	-	-	-	-
Team	2--6/0	2--6/0	-	DNP	DNP	DNP
Yates, J.	4--9/0	DNP	DNP	2--4/0	DNP	2--5/0

RECEIVING	No-Yds/TD	FSU	UCF	SU	LOU	CU
Carter, M.	14-213/2	6-66/1	1-11/0	4-47/0	3-89/1	-
Camp, J.	15-201/2	5-57/0	2-27/0	3-27/0	4-31/1	1-59/1
Gibbs, J.	11-169/3	DNP	4-60/1	2-26/1	2-60/1	3-23/0
Brown, Ah.	7-108/0	3-25/0	1-11/0	1-40/0	1-30/0	1-2/0
Ezzard M.	6-88/0	1-45/0	3-33/0	2-10/0	-	-
Sanders, A.	4-59/0	1-5/0	-	2-21/0	1-33/0	-
Smith, Dontae	5-47/0	2-32/0	2-18/0	-	-	1--3/0
Griffin, J.	3-45/0	1-7/0	2-38/0	-	-	-
Harris, P.	3-45/0	1-7/0	2-38/0	-	DNP	-
Mason, J.	1-18/0	1-18/0	DNP	DNP	DNP	DNP
Leonard, D.	1-15/0	DNP	DNP	DNP	1-15/0	-
Coco, J.	2-15/0	-	1-8/0	1-7/0	-	-
Deveney, D.	2-15/0	2-15/0	DNP	DNP	-	-

2020 Georgia Tech Football
Georgia Tech Total Tackles Game-by-Game (as of Oct 17, 2020)
All games

Total Tackles	UA-A	Total	FSU	UCF	SU	LOU	CU
Jackson, Q.	22-15	37	7-2	4-5	5-1	4-5	2-2
Curry, D.	17-15	32	4-2	4-4	4-3	2-5	3-1
Thomas, Jua.	18-11	29	1-3	2-1	7-3	4-2	4-2
Walker, W.	15-6	21	1-1	3-2	3-0	5-2	3-1
Showell, A.	14-6	20	2-1	4-3	2-0	0-1	6-1
Carpenter, T.	15-4	19	2-1	5-0	3-0	3-1	2-2
Walton, Z.	14-5	19	4-3	3-0	-	4-1	3-1
Domineck, J.	12-7	19	3-0	2-1	3-1	2-4	2-1
Oliver, K.	12-6	18	2-1	4-1	1-1	2-1	3-2
Brooks, D.	7-7	14	1-2	2-1	3-1	0-2	1-1
Knight, D.	9-4	13	2-2	3-1	1-0	2-1	1-0
Thomas, C.	8-4	12	-	4-2	-	2-0	2-2
Sims, M.	8-2	10	4-1	3-1	-	1-0	DNP
Griffin, Jaq.	10-0	10	1-0	-	5-0	1-0	3-0
Lockhart, M.	4-5	9	1-2	1-1	2-0	DNP	0-2
Ryans, C.	5-4	9	3-1	DNP	-	0-2	2-1
Bennett, C.	4-5	9	1-2	1-1	-	0-2	2-0
Clayton, A.	5-3	8	DNP	DNP	2-0	2-3	1-0
Allen, D.	4-4	8	-	0-1	1-0	1-3	2-0
Johnson, K.	3-4	7	2-1	1-0	-	0-3	-
King, J.	3-3	6	-	-	2-0	1-2	0-1
Swilling, T.	2-4	6	DNP	DNP	DNP	1-4	1-0
Douse, D.	2-3	5	-	1-0	-	1-3	-
Yondjouen, S.	3-2	5	0-2	1-0	2-0	DNP	DNP
Harris, P.	1-2	3	0-1	0-1	1-0	DNP	-
Jordan-Swilling	3-0	3	DNP	DNP	-	1-0	2-0
Owens, A.	2-1	3	DNP	DNP	DNP	DNP	2-1
Blancato, J.	1-2	3	1-2	-	-	-	-
Smith, Dontae	1-1	2	-	-	-	1-1	-
Mason, J.	2-0	2	2-0	DNP	DNP	DNP	DNP
Defoor, J.	1-0	1	1-0	-	-	-	-
Lee, J.	1-0	1	1-0	-	-	-	DNP
Sims, J.	1-0	1	-	-	-	-	1-0
Gibbs, J.	1-0	1	DNP	-	-	-	1-0
Oliver, T.	1-0	1	-	1-0	-	-	DNP
Ivey, J.	0-1	1	DNP	-	-	-	0-1
Howard, J.	1-0	1	-	-	1-0	-	-
Askew, J.	1-0	1	-	-	-	-	1-0
Amerson, T.	1-0	1	DNP	DNP	-	DNP	1-0
Sanders, A.	1-0	1	-	-	1-0	-	-
Leonard, D.	1-0	1	DNP	DNP	DNP	-	1-0
Kennard, K.	1-0	1	DNP	DNP	DNP	1-0	DNP
Dingle, J.	0-1	1	DNP	DNP	DNP	0-1	-
Stone, A.	0-1	1	DNP	DNP	DNP	0-1	DNP
Kent, A.	1-0	1	-	-	-	1-0	-

2020 Georgia Tech Football
Georgia Tech Team Game-by-Game (as of Oct 17, 2020)
All games

TEAM STATISTICS

		Rushing				Receiving				Passing				Kick Returns				Punt Returns				tot		
Date	Opponent	no.	yds	td	lg	no.	yds	td	lg	cmp	att	int	yds	td	lg	no.	yds	td	lg	no.	yds	td	lg	off
Sep 12	at Florida St.	40	161	1	19	23	277	1	45	23	34	2	277	1	45	4	60	0	22	2	21	0	14	438
Sep 19	UCF	44	227	2	33	18	244	1	25	18	37	2	244	1	25	2	93	0	75	0	0	0	0	471
Sep 26	at Syracuse	52	275	2	30	15	178	1	40	15	32	4	178	1	40	3	44	0	16	5	42	0	18	453
Oct 09	LOUISVILLE	34	192	4	22	12	258	3	41	12	22	0	258	3	41	1	15	0	15	0	0	0	0	450
Oct 17	CLEMSON	44	123	0	41	6	81	1	59	6	14	1	81	1	59	2	44	0	27	3	4	0	5	204
		214	978	9	41	74	1038	7	59	74	139	9	1038	7	59	12	256	0	75	10	67	0	18	2016
Opponents		214	928	10	38	115	1538	16	83	115	192	4	1538	16	83	14	305	0	49	4	58	0	16	2466

Games: 5 • Avg/rush: 4.6 • Avg/catch: 14.0 • Pass effic: 119.63 • KR avg: 21.3 • PR avg: 6.7 • All purpose avg/game: 474.6 • Total offense

Date	Opponent	Tackles				Sacks	Fumble		Pass Defense			blkd kick	PAT Attempts			off		
		ua	a	total	tfl-yds		ff	fr-yds	int-yds	qbh	brup		kick	rush	rcv	saf	t/o	pts
Sep 1	at Florida St.	46	30	76	6.0-36	3.0-28	3	2-19	1-17	3	7	0	1-2	0	0	0	3	16
Sep 1	UCF	49	26	75	7.0-29	2.0-17	1	1-4	1-3	2	3	0	3-3	0	0	0	0	21
Sep 2	at Syracuse	49	10	59	6.0-15	1.0-7	0	0-0	1-5	2	1	1	2-2	0	0	0	6	20
Oct 09	LOUISVILLE	42	50	92	8.0-29	3.0-17	3	3-0	0-0	1	1	0	4-5	0	0	0	19	46
Oct 17	CLEMSON	52	22	74	4.0-23	2.0-14	1	1-0	1-9	0	5	0	1-1	0	0	0	0	7
		238	138	376	31.0-132	11.0-83	8	7-23	4-34	8	17	1	11-13	0	0	0	28	110
Opponents		216	121	337	30.0-105	6.0-47	6	6-0	9-228	17	13	6	25-26	0	0	0	55	199

		Punting									Field Goals			Kickoffs				
Date	Opponent	no.	yds	avg	long	blkd	tb	fc	50+	i20	md-att	long	blkd	no.	yds	avg	tb	ob
Sep 1	at Florida St.	3	125	41.7	53	0	0	1	1	1	1-3	32	2	4	252	63.0	1	0
Sep 1	UCF	4	205	51.2	70	0	0	2	2	3	0-1	0	1	3	170	56.7	2	0
Sep 2	at Syracuse	7	345	49.3	64	0	0	3	3	3	0-1	0	1	4	204	51.0	0	0
Oct 09	LOUISVILLE	5	239	47.8	57	0	1	2	2	2	0-0	0	0	8	515	64.4	3	0
Oct 17	CLEMSON	9	435	48.3	56	0	0	4	5	3	0-0	0	0	2	130	65.0	0	0
		28	1349	48.2	70	0	1	12	13	12	1-5	32	4	21	1271	60.5	6	0
Opponents		20	923	46.2	61	0	1	3	8	5	4-6	53	0	36	2292	63.7	23	1

2020 Georgia Tech Football
Georgia Tech Opponent Game-by-Game (as of Oct 17, 2020)
All games

OPPONENT STATISTICS

		Rushing				Receiving				Passing				Kick Returns				Punt Returns				tot		
Date	Opponent	no.	yds	td	lg	no.	yds	td	lg	cmp	att	int	yds	td	lg	no.	yds	td	lg	no.	yds	td	lg	off
Sep 12	at Florida St.	35	109	0	16	23	198	1	27	23	45	1	198	1	27	3	75	0	31	1	16	0	16	307
Sep 19	UCF	51	243	3	23	27	417	4	49	27	41	1	417	4	49	0	0	0	0	0	0	0	0	660
Sep 26	at Syracuse	41	163	2	38	13	194	2	46	13	24	1	194	2	46	4	86	0	49	1	13	0	13	357
Oct 09	LOUISVILLE	48	242	2	28	19	229	2	36	19	33	0	229	2	36	5	119	0	42	1	16	0	16	471
Oct 17	CLEMSON	39	171	3	29	33	500	7	83	33	49	1	500	7	83	2	25	0	17	1	13	0	13	671
		214	928	10	38	115	1538	16	83	115	192	4	1538	16	83	14	305	0	49	4	58	0	16	2466
Georgia Tech		214	978	9	41	74	1038	7	59	74	139	9	1038	7	59	12	256	0	75	10	67	0	18	2016

Games: 5 • Avg/rush: 4.3 • Avg/catch: 13.4 • Pass effic: 150.52 • KR avg: 21.8 • PR avg: 14.5 • All purpose avg/game: 611.4 • Total offense: 2016

Date	Opponent	Tackles				Sacks no-yds	Fumble		Pass Defense			blkd kick	PAT Attempts			off		
		ua	a	total	tfl-yds		ff	fr-yds	int-yds	qbh	brup		kick	rush	rcv	saf	t/o	pts
Sep 1	at Florida St.	47	30	77	6.0-24	1.0-5	0	0-0	2-74	2	5	3	1-1	0	0	0	7	13
Sep 1	UCF	45	28	73	6.0-10	0.0-0	3	3-0	2-9	4	3	1	7-7	0	0	0	14	49
Sep 2	at Syracuse	55	20	75	4.0-21	1.0-8	1	1-0	4-114	8	4	1	4-5	0	0	0	17	37
Oct 09	LOUISVILLE	29	20	49	2.0-3	0.0-0	0	0-0	0-0	2	1	1	3-3	0	0	0	0	27
Oct 17	CLEMSON	40	23	63	12.0-47	5.0-34	2	2-0	1-31	1	0	0	10-10	0	0	0	17	73
		216	121	337	30.0-105	6.0-47	6	6-0	9-228	17	13	6	25-26	0	0	0	55	199
Georgia Tech		238	138	376	31.0-132	11.0-83	8	7-23	4-34	8	17	1	11-13	0	0	0	28	110

		Punting										Field Goals			Kickoffs				
Date	Opponent	no.	yds	avg	long	blkd	tb	fc	50+	i20	md-att	long	blkd	no.	yds	avg	tb	ob	
Sep 1	at Florida St.	3	145	48.3	50	0	1	0	1	0	2-3	53	0	4	245	61.2	0	0	
Sep 1	UCF	3	136	45.3	55	0	0	2	1	0	0-0	0	0	8	515	64.4	6	0	
Sep 2	at Syracuse	6	295	49.2	55	0	0	1	4	1	1-2	47	0	7	442	63.1	4	0	
Oct 09	LOUISVILLE	4	158	39.5	61	0	0	0	1	2	0-0	0	0	5	317	63.4	4	0	
Oct 17	CLEMSON	4	189	47.2	55	0	0	0	1	2	1-1	30	0	12	773	64.4	9	1	
		20	923	46.2	61	0	1	3	8	5	4-6	53	0	36	2292	63.7	23	1	
Georgia Tech		28	1349	48.2	70	0	1	12	13	12	1-5	32	4	21	1271	60.5	6	0	

2020 Georgia Tech Football
Georgia Tech Team Game-by-Game Comparison (as of Oct 17, 2020)
All games

Opponent	Score	First Downs				Rushing Number-Yards	Passing		Total Offense Plays-Yards	Return Yards	Turn- Overs
		Total	Rush	Pass	Pen		Comp-Att-Int	Yards			
Florida St.	16 - 13	24 / 21	12 / 10	12 / 11	0 / 0	40-161 / 35-109	23-34-2 / 23-45-1	277 / 198	74-438 / 80-307	117 / 165	2 / 3
UCF	21 - 49	23 / 31	11 / 14	12 / 15	0 / 2	44-227 / 51-243	18-37-2 / 27-41-1	244 / 417	81-471 / 92-660	100 / 9	5 / 2
Syracuse	20 - 37	23 / 14	14 / 6	7 / 7	2 / 1	52-275 / 41-163	15-32-4 / 13-24-1	178 / 194	84-453 / 65-357	91 / 213	5 / 1
LOUISVILLE	46 - 27	19 / 24	9 / 13	9 / 10	1 / 1	34-192 / 48-242	12-22-0 / 19-33-0	258 / 229	56-450 / 81-471	15 / 135	0 / 3
CLEMSON	7 - 73	7 / 29	4 / 8	2 / 20	1 / 1	44-123 / 39-171	6-14-1 / 33-49-1	81 / 500	58-204 / 88-671	57 / 69	3 / 2
Totals	11 - 19	96 / 11	50 / 51	42 / 63	4 / 5	214-978 / 214-928	74-139-9 / 115-192-4	103 / 153	353-201 / 406-246	380 / 591	15 / 11

Opponent	3rd Down Conversions	4th Down Conversions	Time of Possession	TOP Margin	Avg Yds/Rush	Avg Yds/Pass	Avg Yds/Play	Punting Number-Avg	Penalties Number-Yards	Sacks
Florida St.	8-16 / 6-17	1-1 / 3-5	29:58 / 30:02	-0:04	4.0 / 3.1	8.1 / 4.4	5.9 / 3.8	3-41.7 / 3-48.3	10-80 / 8-55	3 / 1
UCF	7-15 / 10-16	1-3 / 1-3	28:08 / 31:52	-3:44	5.2 / 4.8	6.6 / 10.2	5.8 / 7.2	4-51.2 / 3-45.3	7-49 / 8-51	2 / 0
Syracuse	6-18 / 5-15	1-2 / 1-3	34:08 / 25:52	8:16	5.3 / 4.0	5.6 / 8.1	5.4 / 5.5	7-49.3 / 6-49.2	15-10 / 7-85	1 / 1
LOUISVILLE	6-12 / 9-17	1-1 / 2-3	23:22 / 36:38	-13:16	5.6 / 5.0	11.7 / 6.9	8.0 / 5.8	5-47.8 / 4-39.5	7-55 / 9-78	3 / 0
CLEMSON	2-14 / 9-17	0-3 / 2-2	24:07 / 35:53	-11:46	2.8 / 4.4	5.8 / 10.2	3.5 / 7.6	9-48.3 / 4-47.2	3-40 / 2-20	2 / 5
Totals	29-75 / 39-82	4-10 / 9-16	139:43 / 160:17	-20:34	4.6 / 4.3	7.5 / 8.0	5.7 / 6.1	28-48.2 / 20-46.2	42-32 / 34-28	11 / 7

Note: Game totals are displayed in the format TEAM/OPPONENT for each category

2020 Georgia Tech Football
Georgia Tech By-Quarter Statistics (as of Oct 17, 2020)
All games

3rd-Down Conversions

Date	Opponent	Score	Overall		1st Qtr		2nd Qtr		3rd Qtr		4th Qtr		Overtime	
Sep 12, 202	at Florida St.	16-13	8-16	50.0	1-4	25.0	2-5	40.0	4-4	100.0	1-3	33.3		
Sep 19, 202	UCF	L 21-49	7-15	46.7	3-3	100.0	1-5	20.0	1-4	25.0	2-3	66.7		
Sep 26, 202	at Syracuse	L 20-37	6-18	33.3	2-4	50.0	2-5	40.0	2-4	50.0	0-5	0.0		
Oct 09, 202	LOUISVILLE	46-27	6-12	50.0	0-2	0.0	1-3	33.3	3-4	75.0	2-3	66.7		
Oct 17, 202	CLEMSON	L 7-73	2-14	14.3	1-5	20.0	0-3	0.0	0-3	0.0	1-3	33.3		
Georgia Tech			29-75	38.7	7-18	38.9	6-21	28.6	10-19	52.6	6-17	35.3	0-0	0.0
Opponents			39-82	47.6	13-22	59.1	13-22	59.1	7-22	31.8	6-16	37.5	0-0	0.0

4th-Down Conversions

Date	Opponent	Score	Overall		1st Qtr		2nd Qtr		3rd Qtr		4th Qtr		Overtime	
Sep 12, 202	at Florida St.	16-13	1-1	100.0	1-1	100.0	0-0	0.0	0-0	0.0	0-0	0.0		
Sep 19, 202	UCF	L 21-49	1-3	33.3	0-0	0.0	1-1	100.0	0-1	0.0	0-1	0.0		
Sep 26, 202	at Syracuse	L 20-37	1-2	50.0	0-0	0.0	1-1	100.0	0-0	0.0	0-1	0.0		
Oct 09, 202	LOUISVILLE	46-27	1-1	100.0	1-1	100.0	0-0	0.0	0-0	0.0	0-0	0.0		
Oct 17, 202	CLEMSON	L 7-73	0-3	0.0	0-1	0.0	0-1	0.0	0-1	0.0	0-0	0.0		
Georgia Tech			4-10	40.0	2-3	66.7	2-3	66.7	0-2	0.0	0-2	0.0	0-0	0.0
Opponents			9-16	56.2	1-1	100.0	3-3	100.0	3-5	60.0	2-7	28.6	0-0	0.0

Time of Possession

Date	Opponent	Score	Overall		1st Qtr		2nd Qtr		3rd Qtr		4th Qtr		Overtime	
Sep 12, 202	at Florida St.	16-13	29:58		8:04		9:31		5:39		6:44			
Sep 19, 202	UCF	L 21-49	28:08		9:59		5:43		6:46		5:40			
Sep 26, 202	at Syracuse	L 20-37	34:08		6:52		8:39		11:40		6:57			
Oct 09, 202	LOUISVILLE	46-27	23:22		5:01		4:27		5:36		8:18			
Oct 17, 202	CLEMSON	L 7-73	24:07		7:04		4:19		7:35		5:09			
Georgia Tech			Total	139:43	37:00		32:39		37:16		32:48		0:00	
			Avg.	27:56	7:24		6:31		7:27		6:33		0:00	
Opponents			Total	160:17	38:00		42:21		37:44		42:12		0:00	
			Avg.	32:03	7:36		8:28		7:32		8:26		0:00	

20 of 23 (87.0%)

2020 Georgia Tech Football
Georgia Tech Game Superlatives (as of Oct 17, 2020)
All games

INDIVIDUAL GAME HIGHS

Rushes	18	Jahmyr Gibbs at Syracuse (Sep 26, 2020)
Yards Rushing	105	Jahmyr Gibbs at Syracuse (Sep 26, 2020)
TD Rushes	1	Jordan Mason at Florida St. (Sep 12, 2020)
	1	Jahmyr Gibbs vs UCF (Sep 19, 2020)
	1	Jeff Sims vs UCF (Sep 19, 2020)
	1	Jamious Griffin at Syracuse (Sep 26, 2020)
	1	Jeff Sims at Syracuse (Sep 26, 2020)
	1	Jahmyr Gibbs vs Louisville (Oct 09, 2020)
	1	Jamious Griffin vs Louisville (Oct 09, 2020)
	1	Dontae Smith vs Louisville (Oct 09, 2020)
	1	Jeff Sims vs Louisville (Oct 09, 2020)
Long Rush	41	Spence Massey vs Clemson (Oct 17, 2020)
Pass attempts	36	Jeff Sims vs UCF (Sep 19, 2020)
Pass completions	23	Jeff Sims at Florida St. (Sep 12, 2020)
Yards Passing	277	Jeff Sims at Florida St. (Sep 12, 2020)
TD Passes	2	Jeff Sims vs Louisville (Oct 09, 2020)
Long Pass	59	Jeff Sims vs Clemson (Oct 17, 2020)
Receptions	6	Malachi Carter at Florida St. (Sep 12, 2020)
Yards Receiving	89	Malachi Carter vs Louisville (Oct 09, 2020)
TD Receptions	1	Malachi Carter at Florida St. (Sep 12, 2020)
	1	Jahmyr Gibbs vs UCF (Sep 19, 2020)
	1	Jahmyr Gibbs at Syracuse (Sep 26, 2020)
	1	Jalen Camp vs Louisville (Oct 09, 2020)
	1	Malachi Carter vs Louisville (Oct 09, 2020)
	1	Jahmyr Gibbs vs Louisville (Oct 09, 2020)
	1	Jalen Camp vs Clemson (Oct 17, 2020)
Long Reception	59	Jalen Camp vs Clemson (Oct 17, 2020)
Field Goals	1	Jude Kelley at Florida St. (Sep 12, 2020)
Long Field Goal	32	Jude Kelley at Florida St. (Sep 12, 2020)
Punts	9	Pressley Harvin III vs Clemson (Oct 17, 2020)
Punting Avg	51.2	Pressley Harvin III vs UCF (Sep 19, 2020)
Long Punt	70	Pressley Harvin III vs UCF (Sep 19, 2020)
Punts inside 20	3	Pressley Harvin III vs UCF (Sep 19, 2020)
	3	Pressley Harvin III at Syracuse (Sep 26, 2020)
	3	Pressley Harvin III vs Clemson (Oct 17, 2020)
Long Punt Return	18	Marquez Ezzard at Syracuse (Sep 26, 2020)
Long Kickoff Return	75	Jahmyr Gibbs vs UCF (Sep 19, 2020)
Tackles	10	Juanyeh Thomas at Syracuse (Sep 26, 2020)
Sacks	2.0	Curtis Ryans at Florida St. (Sep 12, 2020)
	2.0	Charlie Thomas vs UCF (Sep 19, 2020)
	2.0	Antonneous Clayton vs Louisville (Oct 09, 2020)
Tackles For Loss	3.0	Charlie Thomas vs UCF (Sep 19, 2020)
Interceptions	1	Quez Jackson at Florida St. (Sep 12, 2020)
	1	Juanyeh Thomas vs UCF (Sep 19, 2020)
	1	Zamari Walton at Syracuse (Sep 26, 2020)
	1	Zamari Walton vs Clemson (Oct 17, 2020)

2020 Georgia Tech Football
Georgia Tech Game Superlatives (as of Oct 17, 2020)
All games

TEAM GAME HIGHS

Rushes	52	at Syracuse (Sep 26, 2020)
Yards Rushing	275	at Syracuse (Sep 26, 2020)
Yards Per Rush	5.6	vs Louisville (Oct 09, 2020)
TD Rushes	4	vs Louisville (Oct 09, 2020)
Pass attempts	37	vs UCF (Sep 19, 2020)
Pass completions	23	at Florida St. (Sep 12, 2020)
Yards Passing	277	at Florida St. (Sep 12, 2020)
Yards Per Pass	11.7	vs Louisville (Oct 09, 2020)
TD Passes	3	vs Louisville (Oct 09, 2020)
Total Plays	84	at Syracuse (Sep 26, 2020)
Total Offense	471	vs UCF (Sep 19, 2020)
Yards Per Play	8.0	vs Louisville (Oct 09, 2020)
Points	46	vs Louisville (Oct 09, 2020)
Sacks By	3	at Florida St. (Sep 12, 2020)
	3	vs Louisville (Oct 09, 2020)
First Downs	24	at Florida St. (Sep 12, 2020)
Penalties	15	at Syracuse (Sep 26, 2020)
Penalty Yards	104	at Syracuse (Sep 26, 2020)
Turnovers	5	vs UCF (Sep 19, 2020)
	5	at Syracuse (Sep 26, 2020)
Interceptions By	1	at Florida St. (Sep 12, 2020)
	1	vs UCF (Sep 19, 2020)
	1	at Syracuse (Sep 26, 2020)
	1	vs Clemson (Oct 17, 2020)
Punts	9	vs Clemson (Oct 17, 2020)
Punting Avg	51.2	vs UCF (Sep 19, 2020)
Long Punt	70	vs UCF (Sep 19, 2020)
Punts inside 20	3	vs UCF (Sep 19, 2020)
	3	at Syracuse (Sep 26, 2020)
	3	vs Clemson (Oct 17, 2020)
Long Punt Return	18	at Syracuse (Sep 26, 2020)

2020 Georgia Tech Football
Georgia Tech Game Superlatives (as of Oct 17, 2020)
All games

OPPONENT INDIVIDUAL GAME HIGHS

Rushes	26	Hawkins, J., vs Louisville (Oct 09, 2020)
Yards Rushing	155	Hawkins, J., vs Louisville (Oct 09, 2020)
TD Rushes	2	Tucker, S., at Syracuse (Sep 26, 2020)
	2	Cunningham, M., vs Louisville (Oct 09, 2020)
Long Rush	38	Tucker, S., at Syracuse (Sep 26, 2020)
Pass attempts	43	James,Blackman, at Florida St. (Sep 12, 2020)
Pass completions	27	GABRIEL, Dillon, vs UCF (Sep 19, 2020)
Yards Passing	417	GABRIEL, Dillon, vs UCF (Sep 19, 2020)
TD Passes	5	LAWRENCE, vs Clemson (Oct 17, 2020)
Long Pass	83	LAWRENCE, vs Clemson (Oct 17, 2020)
Receptions	10	WILLIAMS, Mar., vs UCF (Sep 19, 2020)
Yards Receiving	161	RODGERS, vs Clemson (Oct 17, 2020)
TD Receptions	2	WILLIAMS, Mar., vs UCF (Sep 19, 2020)
	2	NIXON, Tre, vs UCF (Sep 19, 2020)
	2	RODGERS, vs Clemson (Oct 17, 2020)
Long Reception	83	RODGERS, vs Clemson (Oct 17, 2020)
Field Goals	2	Parker,Grothaus, at Florida St. (Sep 12, 2020)
Long Field Goal	53	Parker,Grothaus, at Florida St. (Sep 12, 2020)
Punts	6	Cooney, N., at Syracuse (Sep 26, 2020)
Punting Avg	50.7	SPIERS, vs Clemson (Oct 17, 2020)
Long Punt	61	Harwell, R., vs Louisville (Oct 09, 2020)
Punts inside 20	2	Harwell, R., vs Louisville (Oct 09, 2020)
Long Punt Return	16	Travis,Jay, at Florida St. (Sep 12, 2020)
	16	Burns, R., vs Louisville (Oct 09, 2020)
Long Kickoff Return	49	Johnson, N., at Syracuse (Sep 26, 2020)
Tackles	10	Amari,Gainer, at Florida St. (Sep 12, 2020)
	10	GILYARD, Eriq, vs UCF (Sep 19, 2020)
Sacks	1.0	Roscoe, C., at Syracuse (Sep 26, 2020)
	1.0	T. DAVIS, vs Clemson (Oct 17, 2020)
	1.0	J. VENABLES, vs Clemson (Oct 17, 2020)
	1.0	BOOTH, vs Clemson (Oct 17, 2020)
	1.0	MURPHY, vs Clemson (Oct 17, 2020)
Tackles For Loss	2.5	Amari,Gainer, at Florida St. (Sep 12, 2020)
Interceptions	2	Asante,Samuel, at Florida St. (Sep 12, 2020)

2020 Georgia Tech Football
Georgia Tech Game Superlatives (as of Oct 17, 2020)
All games

OPPONENT TEAM GAME HIGHS

Rushes	51	vs UCF (Sep 19, 2020)
Yards Rushing	243	vs UCF (Sep 19, 2020)
Yards Per Rush	5.0	vs Louisville (Oct 09, 2020)
TD Rushes	3	vs UCF (Sep 19, 2020)
	3	vs Clemson (Oct 17, 2020)
Pass attempts	49	vs Clemson (Oct 17, 2020)
Pass completions	33	vs Clemson (Oct 17, 2020)
Yards Passing	500	vs Clemson (Oct 17, 2020)
Yards Per Pass	10.2	vs Clemson (Oct 17, 2020)
TD Passes	7	vs Clemson (Oct 17, 2020)
Total Plays	92	vs UCF (Sep 19, 2020)
Total Offense	671	vs Clemson (Oct 17, 2020)
Yards Per Play	7.6	vs Clemson (Oct 17, 2020)
Points	73	vs Clemson (Oct 17, 2020)
Sacks By	5	vs Clemson (Oct 17, 2020)
First Downs	31	vs UCF (Sep 19, 2020)
Penalties	9	vs Louisville (Oct 09, 2020)
Penalty Yards	85	at Syracuse (Sep 26, 2020)
Turnovers	3	at Florida St. (Sep 12, 2020)
	3	vs Louisville (Oct 09, 2020)
Interceptions By	4	at Syracuse (Sep 26, 2020)
Punts	6	at Syracuse (Sep 26, 2020)
Punting Avg	49.2	at Syracuse (Sep 26, 2020)
Long Punt	61	vs Louisville (Oct 09, 2020)
Punts inside 20	2	vs Louisville (Oct 09, 2020)
	2	vs Clemson (Oct 17, 2020)
Long Punt Return	16	at Florida St. (Sep 12, 2020)
	16	vs Louisville (Oct 09, 2020)

2020 Georgia Tech Football
Georgia Tech Individual Season/Career Statistics (as of Oct 17, 2020)
All games

SEASON										CAREER										
Rushing	gp	att	gain	loss	net	avg	td	lg	avg/g	gp	att	gain	loss	net	avg	td	lg	avg/g		
Jahmyr Gibbs	4	61	313	14	299	4.9	2	33	74.8	4	61	313	14	299	4.9	2	33	74.8		
Jeff Sims	5	57	293	65	228	4.0	3	22	45.6	5	57	293	65	228	4.0	3	22	45.6		
Dontae Smith	5	28	205	12	193	6.9	1	30	38.6	13	38	273	15	258	6.8	1	30	19.8		
Jamious Griffin	5	39	171	10	161	4.1	2	16	32.2	14	76	308	22	286	3.8	2	16	20.4		
Jordan Mason	1	14	63	8	55	3.9	1	19	55.0	26	294	1674	61	1613	5.5	15	48	62.0		
Spence Massey	2	3	47	0	47	15.7	0	41	23.5	3	3	47	0	47	15.7	0	41	15.7		
Jerry Howard Jr.	5	1	9	0	9	9.0	0	9	1.8	39	154	863	13	850	5.5	7	65	21.8		
Bruce Jordan-Swilli	3	4	5	1	4	1.0	0	4	1.3	32	4	5	1	4	1.0	0	4	0.1		
Ahmarean Brown	5	1	0	3	-3	-3.0	0	0	-0.6	17	2	2	3	-1	-0.5	0	2	-0.1		
Team	2	2	0	6	-6	-3.0	0	0	-3.0											
Jordan Yates	2	4	4	13	-9	-2.2	0	4	-4.5	5	15	39	30	9	0.6	0	13	1.8		
Total	5	214	1110	132	978	4.6	9	41	195.6											
Opponents	5	214	1068	140	928	4.3	10	38	185.6											
Passing	gp	effic	comp	att	int	pct	yds	td	lg	avg/g	gp	effic	comp	att	int	pct	yds	td	lg	avg/g
Jeff Sims	5	120.38	71	132	9	53.8	1025	6	59	205.0	5	120.38	71	132	9	53.8	1025	6	59	205.0
Jordan Yates	2	46.72	2	5	0	40.0	4	0	4	2.0	5	56.05	6	17	0	35.3	42	0	17	8.4
Team	2	0.00	0	1	0	0.0	0	0	0	0.0										
Ahmarean Brown	5	505.60	1	1	0	100.0	9	1	9	1.8	17	505.60	1	1	0	100.0	9	1	9	0.5
Total	5	119.63	74	139	9	53.2	1038	7	59	207.6										
Opponents	5	150.52	115	192	4	59.9	1538	16	83	307.6										
Receiving	gp	no.	yds	avg	td	lg	avg/g	gp	no.	yds	avg	td	lg	avg/g						
Jalen Camp	5	15	201	13.4	2	59	40.2	43	34	570	16.8	3	59	13.3						
Malachi Carter	5	14	213	15.2	2	41	42.6	30	33	509	15.4	5	54	17.0						
Jahmyr Gibbs	4	11	169	15.4	3	41	42.2	4	11	169	15.4	3	41	42.2						
Ahmarean Brown	5	7	108	15.4	0	40	21.6	17	28	504	18.0	7	59	29.6						
Marquez Ezzard	5	6	88	14.7	0	45	17.6	5	6	88	14.7	0	45	17.6						
Dontae Smith	5	5	47	9.4	0	20	9.4	13	7	60	8.6	0	20	4.6						
Adonicas Sanders	5	4	59	14.8	0	33	11.8	19	23	308	13.4	0	39	16.2						
Jamious Griffin	5	3	45	15.0	0	25	9.0	14	5	56	11.2	0	25	4.0						
Peje Harris	4	3	45	15.0	0	23	11.2	14	4	49	12.2	0	23	3.5						
Dylan Deveney	3	2	15	7.5	0	8	5.0	15	8	63	7.9	0	13	4.2						
Jack Coco	5	2	15	7.5	0	8	3.0	25	2	15	7.5	0	8	0.6						
Jordan Mason	1	1	18	18.0	0	18	18.0	26	10	65	6.5	0	18	2.5						
Dylan Leonard	2	1	15	15.0	0	15	7.5	14	3	21	7.0	0	15	1.5						
Total	5	74	1038	14.0	7	59	207.6													
Opponents	5	115	1538	13.4	16	83	307.6													
Total Offense	g	plays	rush	pass	total	avg/g	g	plays	rush	pass	total	avg/g								
Jeff Sims	5	189	228	1025	1253	250.6	5	189	228	1025	1253	250.6								
Jahmyr Gibbs	4	61	299	0	299	74.8	4	61	299	0	299	74.8								
Dontae Smith	5	28	193	0	193	38.6	13	38	258	0	258	19.8								
Jamious Griffin	5	39	161	0	161	32.2	14	76	286	0	286	20.4								
Jordan Mason	1	14	55	0	55	55.0	26	294	1613	0	1613	62.0								
Spence Massey	2	3	47	0	47	23.5	3	3	47	0	47	15.7								
Jerry Howard Jr.	5	1	9	0	9	1.8	39	154	850	0	850	21.8								
Ahmarean Brown	5	2	-3	9	6	1.2	17	3	-1	9	8	0.5								
Bruce Jordan-Swilli	3	4	4	0	4	1.3	32	4	4	0	4	0.1								
Jordan Yates	2	9	-9	4	-5	-2.5	5	32	9	42	51	10.2								
Team	2	3	-6	0	-6	-3.0														
Total	5	353	978	1038	2016	403.2														
Opponents	5	406	928	1538	2466	493.2														

2020 Georgia Tech Football
Georgia Tech Individual Season/Career Statistics (as of Oct 17, 2020)
All games

SEASON								CAREER												
Scoring	td	fg	PAT				dxdp	saf	pts	td	fg	PAT				dxdp	saf	pts		
			kick	rush	rcv	pass						kick	rush	rcv	pass					
Jahmyr Gibbs	5	-	-	-	-	-	-	-	30	5	-	-	-	-	-	-	-	30		
Jeff Sims	3	-	-	-	-	0-2	-	-	18	3	-	-	-	-	0-2	-	-	18		
Malachi Carter	2	-	-	-	-	-	-	-	12	5	-	-	-	-	-	-	-	30		
Jalen Camp	2	-	-	-	-	-	-	-	12	3	-	-	-	1	-	-	-	20		
Jamious Griffin	2	-	-	-	-	-	-	-	12	2	-	-	-	-	-	-	-	12		
Gavin Stewart	-	0-1	8-9	-	-	-	-	-	8	-	0-1	8-9	-	-	-	-	-	8		
Jude Kelley	-	1-4	3-4	-	-	-	-	-	6	-	1-4	3-4	-	-	-	-	-	6		
Jordan Mason	1	-	-	-	-	-	-	-	6	15	-	-	-	-	-	-	-	90		
Dontae Smith	1	-	-	-	-	-	-	-	6	1	-	-	-	-	-	-	-	6		
Pressley Harvin III	-	-	-	0-1	-	-	-	-	0	-	-	-	0-1	-	-	-	-	0		
Total	16	1-5	11-13	0-1	-	0-2	-	-	110											
Opponents	27	4-6	25-26	-	-	0-1	-	-	199											
Punt Returns	no.	yds	avg	td	lg									no.	yds	avg	td	lg		
Marquez Ezzard	6	56	9.3	0	18									6	56	9.3	0	18		
Nate McCollum	3	4	1.3	0	5									3	4	1.3	0	5		
Josh Blancato	1	7	7.0	0	7									4	23	5.8	0	8		
Total	10	67	6.7	0	18															
Opponents	4	58	14.5	0	16															
Kick Returns	no.	yds	avg	td	lg									no.	yds	avg	td	lg		
Dontae Smith	5	102	20.4	0	27									11	240	21.8	0	31		
Jahmyr Gibbs	5	137	27.4	0	75									5	137	27.4	0	75		
Juanyeh Thomas	2	17	8.5	0	13									33	772	23.4	2	100		
Total	12	256	21.3	0	75															
Opponents	14	305	21.8	0	49															
Interceptions	no.	yds	avg	td	lg									no.	yds	avg	td	lg		
Zamari Walton	2	14	7.0	0	9									2	14	7.0	0	9		
Quez Jackson	1	17	17.0	0	17									1	17	17.0	0	17		
Juanyeh Thomas	1	3	3.0	0	3									3	98	32.7	1	95		
Total	4	34	8.5	0	17															
Opponents	9	228	25.3	1	47															
Fumble Returns	no.	yds	avg	td	lg									no.	yds	avg	td	lg		
David Curry	1	19	19.0	0	19									2	34	17.0	1	19		
Avery Showell	1	4	4.0	0	4									1	4	4.0	0	4		
Total	2	23	11.5	0	19															
Opponents	0	0	0.0	0	0															

2020 Georgia Tech Football
Georgia Tech Individual Season/Career Statistics (as of Oct 17, 2020)
All games

	SEASON								CAREER							
All Purpose	g	rush	rcv	pr	kr	ir	total	avg/g	g	rush	rcv	pr	kr	ir	total	avg/g
Jahmyr Gibbs	4	299	169	0	137	0	605	151.2	4	299	169	0	137	0	605	151.2
Dontae Smith	5	193	47	0	102	0	342	68.4	13	258	60	0	240	0	558	42.9
Jeff Sims	5	228	0	0	0	0	228	45.6	5	228	0	0	0	0	228	45.6
Malachi Carte	5	0	213	0	0	0	213	42.6	30	0	509	0	0	0	509	17.0
Jamious Griffi	5	161	45	0	0	0	206	41.2	14	286	56	0	0	0	342	24.4
Jalen Camp	5	0	201	0	0	0	201	40.2	43	3	570	0	-9	0	564	13.1
Marquez Ezza	5	0	88	56	0	0	144	28.8	5	0	88	56	0	0	144	28.8
Ahmarean Br	5	-3	108	0	0	0	105	21.0	17	-1	504	34	59	0	596	35.1
Jordan Mason	1	55	18	0	0	0	73	73.0	26	1613	65	0	0	0	1678	64.5
Adonikas San	5	0	59	0	0	0	59	11.8	19	0	308	0	0	0	308	16.2
Spence Mass	2	47	0	0	0	0	47	23.5	3	47	0	0	0	0	47	15.7
Peje Harris	4	0	45	0	0	0	45	11.2	14	0	49	0	0	0	49	3.5
Juanyeh Tho	5	0	0	0	17	3	20	4.0	30	0	0	43	772	98	913	30.4
Quez Jackson	5	0	0	0	0	17	17	3.4	30	0	0	0	0	17	17	0.6
Dylan Leonar	2	0	15	0	0	0	15	7.5	14	0	21	0	8	0	29	2.1
Jack Coco	5	0	15	0	0	0	15	3.0	25	0	15	0	0	0	15	0.6
Dylan Devene	3	0	15	0	0	0	15	5.0	15	0	63	0	0	0	63	4.2
Zamari Walto	5	0	0	0	0	14	14	2.8	21	0	0	0	0	14	14	0.7
Jerry Howard	5	9	0	0	0	0	9	1.8	39	850	157	26	81	0	1114	28.6
Josh Blancato	5	0	0	7	0	0	7	1.4	16	-1	53	23	0	0	75	4.7
Bruce Jordan-	3	4	0	0	0	0	4	1.3	32	4	0	0	42	27	73	2.3
Nate McCollu	1	0	0	4	0	0	4	4.0	1	0	0	4	0	0	4	4.0
Team	2	-6	0	0	0	0	-6	-3.0								
Jordan Yates	2	-9	0	0	0	0	-9	-4.5	5	9	0	0	0	0	9	1.8
Total	5	978	1038	67	256	34	2373	474.6								
Opponents	5	928	1538	58	305	228	3057	611.4								

Field Goals	att	good	long	blkd	att	good	long	blkd
Jude Kelley	4	1	32	3	4	1	32	3
Gavin Stewart	1	0	0	1	1	0	0	1
Total	5	1	32	4				
Opponents	6	4	53	0				

Punting	no.	yds	avg	lg	blk	no.	yds	avg	lg	blk
Pressley Harvin III	28	134	48.2	70	0	193	8584	44.5	70	1
Total	28	134	48.2	70	0					
Opponents	20	923	46.2	61	0					

Kickoffs	no.	yds	avg	tb	ob	no.	yds	avg	tb	ob
Austin Kent	18	113	62.9	6	0	18	1133	62.9	6	0
Gavin Stewart	3	138	46.0	0	0	3	138	46.0	0	0
Total	21	127	60.5	6	0					
Opponents	36	229	63.7	23	1					

2020 Georgia Tech Football

Georgia Tech Individual Season/Career Statistics (as of Oct 17, 2020)

All games

SEASON													CAREER												
##	Defensive Leaders	gp	ua	a	total	tfl	sack	int	pb	fr	ff	blk	gp	ua	a	total	tfl	sack	int	pb	fr	ff	blk		
44	Quez Jackson	5	22	15	3	2.5	1.	1	2	1	.	.	30	59	42	101	7.5	1.0	1	4	1	1	.		
6	David Curry	5	17	15	3	3.0	1.	.	.	1	.	.	43	10	83	188	9.5	3.5	2	3	3	2	.		
1	Juanyeh Thomas	5	18	11	2	0.0	.	1	30	73	31	104	2.5	.	3	4	1	1	.		
39	Wesley Walker	5	15	6	2	0.0	.	.	3	.	.	.	8	17	7	24	0.0	.	.	3	.	.	.		
13	Avery Showell	5	14	6	2	0.0	.	.	1	1	.	.	22	30	9	39	0.0	.	.	2	1	.	.		
42	Jordan Domineck	5	12	7	1	3.0	2.	.	1	1	2	.	15	28	21	49	6.5	3.5	.	1	1	2	.		
2	Tariq Carpenter	5	15	4	1	0.0	.	.	1	.	.	.	35	10	38	138	3.5	.	3	1	.	2	.		
2D	Zamari Walton	5	14	5	1	0.0	.	2	3	.	.	.	21	40	12	52	0.0	.	2	9	.	.	.		
2K	Kaleb Oliver	5	12	6	1	1.5	.	.	2	.	.	.	29	45	33	78	5.0	.	3	8	.	2	.		
0	Djimon Brooks	5	7	7	1	1.0	.	.	1	1	.	.	18	20	21	41	3.0	.	.	1	1	.	.		
17	Demetrius Knight II	5	9	4	1	1.0	1	.	17	19	12	31	3.0	1.0	.	2	.	2	.		
25	Charlie Thomas	5	8	4	1	4.0	2.	.	.	.	1	.	27	79	46	125	16.5	5.0	.	3	3	4	.		
92	JaQuon Griffin	5	10	.	1	2.0	1.	16	16	8	24	5.0	3.5	.	.	1	.	.		
16	Myles Sims	4	8	2	1	0.0	.	.	2	.	.	.	14	23	3	26	0.0	.	.	5	.	.	.		
1X	Chico Bennett Jr	5	4	5	9	1.5	12	16	10	26	2.0	0.5		
94	Mike Lockhart	4	4	5	9	1.0	8	5	5	10	1.0		
98	Curtis Ryans	4	5	4	9	2.5	2.	.	.	.	3	.	11	13	5	18	3.5	2.0	.	.	.	3	.		
1	Derrik Allen	5	4	4	8	0.0	5	4	4	8	0.0		
9	Antonneous Clayto	3	5	3	8	2.5	2.	3	5	3	8	2.5	2.0		
24	Kenan Johnson	5	3	4	7	0.0	.	.	1	.	.	.	9	8	4	12	1.0	.	.	1	.	1	.		
3	Tre Swilling	2	2	4	6	0.0	.	.	.	1	.	.	26	38	15	53	3.5	1.0	2	1	2	1	.		
14	Jaylon King	5	3	3	6	1.0	20	16	6	22	2.0	.	.	1	.	.	.		
3Y	Sylvain Yondjouen	3	3	2	5	2.5	14	9	10	19	3.5		
99	D'Quon Douse	5	2	3	5	0.0	1	5	2	3	5	0.0	1		
89	Antwan Owens	1	2	1	3	1.0	30	26	22	48	4.5	2.0	1	1	1	.	1		
18	Peje Harris	4	1	2	3	0.0	14	1	2	3	0.0		
26	Josh Blancato	5	1	2	3	0.0	16	1	2	3	0.0		
29	Bruce Jordan-Swilli	3	3	.	3	0.0	.	.	.	1	1	.	32	52	32	84	5.0	1.5	1	1	3	2	.		
28	Dontae Smith	5	1	1	2	0.0	13	1	2	3	0.0		
2B	Jordan Mason	1	2	.	2	0.0	26	4	.	4	0.0		
4A	Jaylin Askew	5	1	.	1	1.0	37	22	10	32	2.0	.	.	1	1	.	.		
95	Jahaziel Lee	4	1	.	1	0.0	38	2	.	2	0.0		
97	Akelo Stone	1	.	1	1	0.0	1	.	1	1	0.0		
52	Justice Dingle	2	.	1	1	0.0	17	6	2	8	1.0	1.0	.	.	3	.	.		
3D	Kyle Kennard	1	1	.	1	0.0	1	1	.	1	0.0		
45	Tony Amerson	2	1	.	1	0.0	2	1	.	1	0.0		
8	Tobias Oliver	4	1	.	1	0.0	28	2	.	2	0.0		
78	Jack DeFoor	5	1	.	1	0.0	26	1	.	1	0.0		
35	Jared Ivey	4	.	1	1	0.0	4	.	1	1	0.0		
5	Jerry Howard Jr.	5	1	.	1	0.0	39	2	4	6	0.0	2		
80	Dylan Leonard	2	1	.	1	0.0	14	1	.	1	0.0		
1S	Adonicas Sanders	5	1	.	1	0.0	19	2	.	2	0.0		
21	Jahmyr Gibbs	4	1	.	1	0.0	4	1	.	1	0.0		
10	Jeff Sims	5	1	.	1	0.0	5	1	.	1	0.0		
48	Austin Kent	5	1	.	1	0.0	5	1	.	1	0.0		
Total		5	23	13	37	31	11	4	1	7	8	1													
Opponents		5	21	12	33	30	7	9	1	6	6	6													