

2020 FLORIDA STATE FOOTBALL

3 NATIONAL CHAMPIONSHIPS | 15 ACC CHAMPIONSHIPS | 45 FIRST-ROUND PICKS

Game 1 Georgia Tech

Sept. 12, 2020
Tallahassee, Fla.

Bobby Bowden Field at
Doak Campbell
Stadium
(79,560/19,500)

ABC | 3:30 p.m.



FLORIDA STATE SEMINOLES | Atlantic Coast Conference

Overall: 0-0 // ACC: 0-0 // Home: 0-0 // Away: 0-0 // Neutral: 0-0

Head Coach: Mike Norvell (Central Arkansas '05, '07)

at FSU: 0-0 (1st Season) // Overall: 38-15 (.717) 5th Season

GEORGIA TECH YELLOW JACKETS | Atlantic Coast Conference

Overall: 0-0 // ACC: 0-0 // Home: 0-0 // Away: 0-0 // Neutral: 0-0

Head Coach: Geoff Collins (Western Carolina '94)

at Georgia Tech: 3-9 (.250) 2nd Season // Overall: 18-19 (.486) 4th Season



ABC | 3:30 p.m.
Play-by-Play: Joe Tessitore
Analyst: Greg McElroy
Sideline: Holly Rowe



Sirius: 105 | XM: 193
Play-by-Play: Gene Deckerhoff
Analyst: William Floyd

FSU RETURNING LEADERS (2019 stats)

PASSING YARDS
JAMES BLACKMAN: 2,339

ALL-PURPOSE YARDS
TAMORRION TERRY: 1,197

PASSING TOUCHDOWNS
JAMES BLACKMAN: 17

TOTAL OFFENSE YARDS
JAMES BLACKMAN: 2,380

RECEPTIONS
TAMORRION TERRY: 60

POINTS SCORED
TAMORRION TERRY: 54

RECEIVING YARDS
TAMORRION TERRY: 1,188

KICKOFF RETURNS
**KEYSHAWN HELTON:
28.5 (8-228)**

RECEIVING TOUCHDOWNS
TAMORRION TERRY: 9

SEMINOLES OPEN 2020 AGAINST YELLOW JACKETS

» Florida State opens its 2020 season Saturday by hosting Georgia Tech. Originally, the Seminoles were scheduled to participate in the Chick-fil-A Kickoff Game in Atlanta's Mercedes-Benz Stadium against West Virginia on Sept. 5. Due to the COVID-19 pandemic, the ACC abandoned divisions for the 2020 season and moved to a 10+1 scheduling model featuring 10 conference opponents and one non-conference opponent.

» The new schedule added Georgia Tech, Notre Dame, North Carolina, Virginia and Duke to FSU's slate and, due to other conference's scheduling decisions, FSU added Jacksonville State as its non-conference opponent.

» Head coach Mike Norvell, hired as Florida State's 11th full-time head coach on Dec. 8, 2019, begins his FSU career at home against ACC foe Georgia Tech. He is the second FSU head coach to begin his career against an ACC opponent and the eighth to coach his first game for the Seminoles in Tallahassee.

» Mike Norvell is 4-0 in season openers as a head coach, outscoring opponents 153-70.

» Florida State is 30-9 (.769) all-time when opening the season at home, including an 18-3 (.857) mark since 1975.

» The Seminoles are opening their season in Tallahassee three years in a row for the first time since five straight season openers at home from 2008-12. The only other times FSU has played at least three straight season openers in Tallahassee are 1947-51, 1954-62 and 1981-84.

» Mike Norvell and Oklahoma head coach Lincoln Riley are the only two individuals to have coached a 1,000-yard receiver each of the last seven seasons (2013-19) as a head coach, offensive coordinator and/or receivers coach.

» The Seminoles' 2020 coaching staff has 182 years of collegiate coaching experience, and FSU's 10 full-time assistant coaches have combined for 50 seasons as a collegiate coordinator or head coach.

» Last season, Florida State played in a bowl for the 38th time in the last 40 seasons. Over that span, the Seminoles lead the country in seasons with a postseason appearance, ranking ahead of Michigan which has appeared in the postseason 37 times since 1980.

2020 SCHEDULE

| Date | Opponent | Time/Result |
|----------|---------------------|---------------|
| Sept. 12 | Georgia Tech* | 3:30 PM (ABC) |
| Sept. 26 | at Miami* | TBA |
| Oct. 3 | Jacksonville State | TBA |
| Oct. 10 | at #10 Notre Dame* | 7:30 PM (NBC) |
| Oct. 17 | #18 North Carolina* | TBA |
| Oct. 24 | at Louisville* | TBA |
| Nov. 7 | Pitt* | TBA |
| Nov. 14 | at NC State* | TBA |
| Nov. 21 | #1 Clemson* | TBA |
| Nov. 28 | Virginia* | TBA |
| Dec. 5 | at Duke* | TBA |

*ACC Game; AP Rankings Listed

| | | | | | |
|------------------------------|---|------------------|----|----------------------------|----|
| Media Information..... | 2 | Depth Chart..... | 11 | Last Time It Happened..... | 20 |
| Head Coach Mike Norvell..... | 3 | Roster..... | 12 | FSU Records..... | 22 |
| Team Notes..... | 7 | Player Bios..... | 14 | Starters..... | 25 |
| | | | | Scoring Drives..... | 26 |

MEDIA INFORMATION

| MONDAY SEPT. 7 | TUESDAY SEPT. 8 | WEDNESDAY SEPT. 9 | SATURDAY SEPT. 12 |
|--|---|---|---|
| Noon Mike Norvell Press Conference 12:20 p.m. Kenny Dillingham Press Conference 12:35 p.m. Adam Fuller Press Conference 12:50 p.m. John Papuchis Press Conference | 11:15 a.m. Mike Norvell, requested offense assistant coaches and student-athletes available after practice | 11:15 a.m. Mike Norvell, requested defense assistant coaches and student-athletes available after practice | Game 1 FSU vs. Georgia Tech Doak Campbell Stadium 3:30 p.m. (ABC) Post-Game Mike Norvell, student-athletes available |

SPORTS INFORMATION STAFF

| | |
|--------------------------------|--|
| Elliott Finebloom | Assistant AD |
| Email | efinebloom@fsu.edu |
| Phone | (850) 644-1065 (O); (850) 445-6952 (C) |
| Derek Satterfield | Sr. Assoc. Communications Director |
| Email | dsatterfield@fsu.edu |
| Phone | (850) 645-7683 (O); (850) 228-7204 (C) |
| Steven McCartney | Assistant SID/Football |
| Email | smccartney@fsu.edu |
| Phone | (850) 644-3920 (O); (850) 322-6711 (C) |
| Christa Salerno | Assistant SID/Football |
| Email | csalerno@fsu.edu |
| Phone | (850) 644-5653 (O); (850) 228-3486 (C) |

DIGITAL MEDIA STAFF

| | |
|----------------------|------------------------|
| Wayne Herdt | Assistant Director |
| Jamaal Simmons | Digital Media Producer |

INTERVIEWS

Media interviews with all FSU players and coaches **MUST** be arranged through the Sports Information Office. Email Derek Satterfield (dsatterfield@fsu.edu) to arrange interviews with head coach Mike Norvell, assistant coaches, staff and all student-athletes. Please give as much advance notice as possible when requesting interviews.

All interviews, including press conferences and post-game availability, will be virtual this season.

Players' phone numbers will not be given to the media and players should not be called directly or contacted through social media sites to arrange interviews or ask questions.

HEAD COACH MIKE NORVELL

FSU head coach Mike Norvell will meet with the media on Mondays during the season. Contact the Sports Information Office or refer to the weekly release for exact times for the press conferences which will begin during the week of the first game and run throughout the season.

All interview requests for Coach Norvell are coordinated through the FSU Sports Information Office by emailing Derek Satterfield (dsatterfield@fsu.edu).

VIDEO SERVICES

Florida State's Sports Information Office has the ability to assist networks and television stations by providing video services through Seminole Productions, Inc. (SPI). Please call Kirby Kander at (850) 644-8036 to arrange for these services. For more information on Seminole Productions, visit seminoleproductions.fsu.edu

XOS DIGITAL EXCHANGE

The Florida State Sports Information Office has partnered with XOS Digital in order to provide over-the-air television stations with instantaneous access to video content. The partnership involves the use of the company's Digital Media Xchange Server that will allow television stations to pull down video content year round. The data transfer speed is much faster than a traditional FTP service allowing very large files to be downloaded in just minutes.

The password-protected video FTP site will be hosting Monday press conferences with head coach Mike Norvell.

If you have an interest in creating an account that gives you access to the video weekly, please email Elliott Finebloom (efinebloom@fsu.edu). If you are looking for access just for a particular game week, please email prior to that game to set up a guest account.

SOCIAL MEDIA

Florida State Sports Information is making a continued effort in 2020-21 to utilize social media outlets as another way of passing information to our fans and those who cover our programs. FSU Football's twitter account @FSUFootball and Instagram feed @FSUfootball provide updated information and behind-the-scenes news as does the Noles' Facebook page - [facebook.com/FSUFootball](https://www.facebook.com/FSUFootball).



FSUSeminole
FSUFootball



@Seminole
@FSUFootball



Seminole



FSUFootball

CREDENTIAL REQUESTS

All requests for working press, radio, television, photography or scouting credentials should be directed to our online credentialing site located on the [seminoles.com](https://www.seminoles.com) Media Relations page. Requests will go live 12 days before a game and must be submitted no later than the Tuesday before the game. **PHOTOS WILL BE REQUIRED AND MUST BE UPLOADED AT THE TIME YOU REQUEST CREDENTIALS. PHOTO MUST BE IN COLOR AND PROVIDE A CLEAR VIEW OF THE FACE.** Space is limited for the 2020 season due to social distancing protocols. Any credential questions can be answered by Assistant A.D./SID and Digital Media Elliott Finebloom or Christa Salerno.

| Opponent | Game Date | Credentials Open | Close |
|------------------|-----------|------------------|----------|
| Georgia Tech | Sept. 12 | — | Sept. 8 |
| Jacksonville St. | Oct. 3 | Sept. 21 | Sept. 29 |
| North Carolina | Oct. 17 | Oct. 5 | Oct. 13 |
| Pitt | Nov. 7 | Oct. 26 | Nov. 3 |
| Clemson | Nov. 21 | Nov. 9 | Nov. 17 |
| Virginia | Nov. 28 | Nov. 18 | Nov. 24 |

INTERNET ACCESS

Internet access is available in the ninth level press box and any additional media work space. Access will be granted through the FSUMedia network. The password will be available on all seat cards and will also be posted throughout the press box.

RADIO-TV

Florida State will host both home and visiting radio in booths in the press box. Network television (or the network broadcasting live) will be working from a mid-field booth on the eighth level (one below working press). Both home and visiting radio will broadcast from booths at the south end of the ninth level.

TELEPHONES

Telephone service should be secured directly through the Florida State University Office of Telecommunications at (850) 644-4357. The Telecommunications Office can provide both lines and phones. Orders can also be placed on-line at www.its.fsu.edu. Please make sure to request phone lines at least three days prior to the game.

DIGITAL MEDIA

The Digital Media Department is responsible for presenting the Seminoles online. Offices are located on the second floor of the Moore Athletics Center.

The department manages FSU's official site [Seminole.com](https://www.seminoles.com), the official social media platforms for the Seminoles, online stores, auctions, apps, promotional and championship sites.

SEMINOLES.COM ALSO PROVIDES:

- Live game audio featuring "The Voice of the Seminoles" Gene Deckerhoff and William Floyd
- Live press conference coverage Mondays and after games
- Live in-game stats
- Unique written and video content aimed at engaging and informing Seminole fans
- Roster, schedules, media guides, game notes and more

COLLEGE PRESSBOX

collegepressbox.com is the official media website for Division I football. Access and download weekly game notes, quotes, statistics, media guides, headshots, logos and more for each conference and its member schools. Login information will be distributed to accredited media or you can apply for a password at collegepressbox.com/password.

2020 SEMINOLE RADIO NETWORK AFFILIATES

| | | |
|-----------------------------|----------------|------|
| Tallahassee | 94.9 FM | WTNT |
| Ft. Walton Beach | 1400 AM | WFDM |
| Gainesville | 1230 AM | WGGG |
| Jacksonville | 690 AM | WOKV |
| Lakeland | 1430 AM | WLKF |
| Lake City | 1340 AM | WDSR |
| Lake City | 95.5 FM | WDSR |
| Live Oak | 106.1 FM | WJZS |
| Marianna | 100.9 FM | WJQA |
| Melbourne | 1060 AM | WIXC |
| Miami/West Palm Beach | 850 AM | WFTL |
| Ocala | 900 AM | WMOP |
| Orlando | 590 AM | WBOB |
| Panama City | 94.5 FM | WFLF |
| Pensacola | 1620 AM | WNRN |
| Pensacola | 92.3 FM | WNRN |
| Port St Lucie | 1590 AM | WPSL |
| Tampa | 1010 AM | WHFS |
| Tampa | 92.1 FM | WHFS |
| Bainbridge, Ga. | 101.9 FM | WBGE |
| Brunswick, Ga. | 790 AM | WSFN |
| Waycross, Ga. | 1350 AM | WFNS |
| Dothan, Ala. | 101.3 FM | WAGF |

2020 QUICK FACTS

| | |
|------------------------------|--|
| University President | John Thrasher |
| Location | Tallahassee, Fla. |
| Enrollment | 42,876 |
| Founded | 1851 |
| Symbol | Seminole |
| Colors | Garnet & Gold |
| All-Time Record | 562-264-17 (.677) |
| Seasons | 74th in 2020 (First: 1947) |
| Bowl Appearances | 48 |
| Stadium | Bobby Bowden Field at Doak S. Campbell Stadium |
| Stadium Capacity | 79,560 (19,500 for 2020) |
| Stadium Opened | 1950 (71st season in 2020) |
| All-Time Home Record | 311-100-4 (.754) |
| All-Time Home Record at Doak | 303-96-4 (.757) |
| Surface | Natural Grass |
| Athletics Director | David Coburn |
| Head Coach | Mike Norvell |
| Record at FSU | 0-0 (1st Season) |
| Overall Record | 38-15 (5th Season) |
| Letterwinners Returning/Lost | 41/27 |
| Starters Returning/Lost | 16/6 |



1st season at Florida State
5th season as Head Coach | 15th overall

Hometown: Irving, Texas
Alma Mater: Central Arkansas, 2005, 2007
Family: wife Maria; daughter Mila

COACHING HISTORY

| Year | School | Position |
|---------|------------------|---|
| 2020 | Florida State | Head Coach |
| 2016-19 | Memphis | Head Coach |
| 2012-15 | Arizona State | Offensive Coordinator/QB |
| 2011 | Pittsburgh | co-Off. Coord./WR/Dir. of Recruiting |
| 2010 | Tulsa | Passing Game Coord./WR/Dir. of Recruiting |
| 2009 | Tulsa | Passing Game Coord./WR |
| 2007-08 | Tulsa | Graduate Assistant |
| 2006 | Central Arkansas | Graduate Assistant |

HEAD COACHING CAREER

| Year | Team | Record | Bowl |
|-----------|---------------|--------|------------|
| 2020 | Florida State | 0-0 | - |
| 2019 | Memphis | 12-1 | Cotton* |
| 2018 | Memphis | 8-6 | Birmingham |
| 2017 | Memphis | 10-3 | Liberty |
| 2016 | Memphis | 8-5 | Boca Raton |
| 4 seasons | | 38-15 | |

*did not coach bowl game

I LOVE THE MIKE NORVELL HIRE. [HE'S] A GUY THAT'S GOING TO WORK THE STUDENTS ON CAMPUS AND GET THEM EXCITED ABOUT FOOTBALL. HE'S GOT THE ENERGY TO DO THAT. I'M REALLY HOPEFUL AND EXCITED ABOUT GETTING FLORIDA STATE AND THAT GREAT TRADITION BACK, PLAYING MEANINGFUL FOOTBALL AGAIN IN TALLAHASSEE. I THINK OF ALL OF THE NEW HIRES, THAT WAS PROBABLY THE ONE THAT STOOD OUT THE MOST TO ME AT THIS POINT. - Kirk Herbstreit, ESPN

HEAD COACH MIKE NORVELL



- » Named Florida State's 11th full-time head football coach on Dec. 8, 2019
- » Spent the previous four seasons as the head coach at Memphis, compiling a record of 38-15.
- » Won the 2019 American Athletic Conference championship and a spot in the New Year's Six Cotton Bowl.
- » His 71.7 winning percentage is the highest in Memphis history and ranks ninth among active coaches with at least four years of experience at the FBS level
- » One of 12 head coaches in any conference to appear in three straight conference championship games (2017-19). He is also one of only seven to make three conference championship game appearances in their first four years as a head coach.
- » Finalist for the Eddie Robinson and Bear Bryant Coach of the Year awards in 2019.
- » Eight of Norvell's pupils have been selected in the last four NFL Drafts, including multiple picks each of the last three years:

| Year | Player, Pos. | Team |
|------|-----------------------|------------|
| 2020 | Antonio Gibson, RB | Washington |
| 2020 | Chris Claybrooks, CB | Jaguars |
| 2020 | Dustin Woodard, C | Patriots |
| 2019 | Darrell Henderson, RB | Rams |
| 2019 | Tony Pollard, RB | Cowboys |
| 2018 | Anthony Miller, WR | Bears |
| 2018 | Genard Avery, LB | Browns |
| 2017 | Jake Elliott, K | Bengals |
- » Has coached 16 NFL Draft picks and five All-Americans, including three first-team selections, while his players have earned 58 all-conference recognitions.
- » Averaged 41.2 points per game from 2016-19, fourth in the country.
- » Memphis was one of three FBS teams to rank in the top-15 nationally in scoring offense every year from 2016-19.
- » Tigers were one of only two schools with at least one kickoff return touchdown each year from 2016-19, and their 11 kickoff return touchdowns over that span were the most in the nation.
- » The 2019 team ranked second in the country in special teams efficiency by ESPN, trailing only Penn State which hired Norvell's special teams coordinator prior to the 2019 season.
- » Memphis was one of only six FBS teams with multiple defensive touchdowns every year from 2016-19 (10 total).
- » In 2019, led Memphis to a school-record 12 wins and the program's first outright conference championship since 1969.
- » The 2019 Tigers produced a program-record 14 all-conference selections, including co-Special Teams Player of the Year Antonio Gibson and Rookie of the Year Kenneth Gainwell. Gibson's average of 28.8 yards per kickoff return ranked sixth in the country, while Gainwell ranked ninth with 150.54 all-purpose yards per game and 12th with an average of 6.42 yards per rush.
- » Quarterback Brady White had a streak of 11 straight games with at least two passing TDs and was one of five quarterbacks in the nation with at least 11 multiple-TD games.
- » In 2018, unanimous All-American Darrell Henderson broke the NCAA record with a career average of 8.22 yards per carry, and his 2018 average of 8.92 yards per carry was the highest for a season with a minimum of 200 carries in records dating back to 2000.
- » In 2017, Anthony Miller earned consensus All-America honors after leading the NCAA with 18 touchdowns and ranking third in the country with 96 receptions and 1,462 yards.
- » The Tigers flourished academically, posting single-year APR scores of 991 in 2018-19, 988 in 2017-18 and 976 in 2016-17.
- » Through his first three years, 55 players earned their bachelor's degree, including eight on the 2019 team. He made history again in the spring of 2020 as FSU posted a program-record 3.127 cumulative GPA in Norvell's first semester as head coach.
- » Four-year letterwinner at Central Arkansas and was inducted into the UCA Sports Hall of Fame in 2015. He broke the school record with 213 career receptions and ranks fifth with 2,611 receiving yards.
- » Helped lead the Bears to 33 wins in his four years, including an 11-3 mark in 2005. The next year, he began his coaching career as a graduate assistant at his alma mater.
- » Earned two degrees from Central Arkansas, completing his bachelor's degree in social science in 2005 and his master's degree in training systems in 2007.
- » Norvell and his wife, Maria, have a daughter, Mila.

DEAR FSU FANS: YOUR SCHOOL HAS MADE AN INCREDIBLE HIRE.

- Gary Parrish, CBS Sports

MIKE NORVELL

71.7

9th-highest FBS winning percentage among active head coaches with at least 4 years of FBS experience

41.2

Points per game as a head coach, 4th-highest nationally since 2016

40

30 games scoring at least 40 points in four years as a head coach

50

16 games scoring at least 50 points in four years as a head coach

60

5 games scoring at least 60 points in four years as a head coach

70

3 games scoring at least 70 points in four years as a head coach

3,000

Coached a 3,000-yard passer in six of the last seven seasons

300

20 individual 300-yard passing games in 53 games as head coach

1,000

One of only two individuals, along with Oklahoma's Lincoln Riley, to have coached a 1,000-yard receiver each of the last seven seasons (2013-19)

100

31 individual 100-yard receiving games in 53 games as a head coach

1,000

Has produced six 1,000-yard rushers in the last six seasons (2014-19)

100

39 individual 100-yard rushing games in 53 games as a head coach

10

Defensive touchdowns, including at least two every season as head coach

11

Kickoff return touchdowns, most in the nation from 2016-19

991

Single-year APR score in most recent NCAA report (2018-19 academic year)



Mike Norvell's commitment to academics will be visible on FSU's jerseys this season with the addition of the 'Seminole Scholar' patch. The patch has been awarded to the following 64 players who have either graduated, earned a 3.0 cumulative GPA or finished their previous semester with a 3.0 GPA:

Keoki Abasail, Carlos Becker III, Carter Boatwright, Andrew Boselli, DeCalon Brooks, Jarvis Brownlee Jr., Jamarcus Chatman, Jashaun Corbin, Kalen DeLoach, Adarius Dent, Akeem Dent, Stephen Dix Jr., Meiko Dotson, Ja'Khi Douglas, Robert Elder IV, Gino English, Cyrus Fagan, Curtis Fann Jr., Caleb Faris, Ryan Fitzgerald, Quashon Fuller, Amari Gainer, Brendan Gant, Tyler Gilroy, Kevon Glenn, Grant Glennon, Jalen Goss, Josh Griffis, Parker Grothaus, Ira Henry III, Zane Herring, Travis Jay, Baveon Johnson, Joshua Kaindoh, Armani Kerr, Jaiden Lars-Woodbey,

Devontay Love-Taylor, Tommy Martin, Alex Mastromanno, D.J. Matthews, Jaleel McRae, Garrett Murray, Chaz Neal, Wyatt Rector, Bryan Robinson, Janarius Robinson, Tate Rodemaker, Deonté Sheffield, Maurice Smith, Tru Thompson, Jordan Travis, Ethan Umstead, Cedric Vincent, Caleb Ward, Treshaun Ward, Leonard Warner III, Raekwon Webb, Austin White, Deonte Williams, Jay Williams, Jordan Wilson, Raymond Woodie III, Jordan Young and Tre Young.

NORVELL vs. ALL OPPONENTS

| Opponent | Record | Streak | Last |
|----------------------|--------|--------|-----------------|
| Bowling Green | 1-0 | W1 | W, 77-3 (2016) |
| Cincinnati | 3-0 | W3 | W, 29-24 (2019) |
| Clemson | 0-0 | -- | -- |
| Duke | 0-0 | -- | -- |
| East Carolina | 2-0 | W2 | W, 59-41 (2018) |
| Georgia State | 1-0 | W1 | W, 59-22 (2018) |
| Georgia Tech | 0-0 | -- | -- |
| Houston | 4-0 | W4 | W, 45-27 (2019) |
| Iowa State | 0-1 | L1 | L, 20-21 (2017) |
| Jacksonville State | 0-0 | -- | -- |
| Kansas | 1-0 | W1 | W, 43-7 (2016) |
| Louisville | 0-0 | -- | -- |
| Mercer | 1-0 | W1 | W, 66-14 (2018) |
| Miami | 0-0 | -- | -- |
| Missouri | 0-1 | L1 | L, 33-65 (2018) |
| Navy | 2-2 | W1 | W, 35-23 (2019) |
| North Carolina | 0-0 | -- | -- |
| North Carolina State | 0-0 | -- | -- |
| Notre Dame | 0-0 | -- | -- |
| Ole Miss | 1-1 | W1 | W, 15-10 (2019) |
| Pittsburgh | 0-0 | -- | -- |
| SMU | 4-0 | W4 | W, 54-48 (2019) |
| South Alabama | 2-0 | W2 | W, 42-6 (2019) |
| South Florida | 1-1 | W1 | W, 49-10 (2019) |
| SE Missouri State | 1-0 | W1 | W, 35-17 (2016) |
| Southern | 1-0 | W1 | W, 55-24 (2019) |
| Southern Illinois | 1-0 | W1 | W, 44-31 (2017) |
| Temple | 1-1 | L1 | L, 28-30 (2019) |
| Tulane | 3-1 | W1 | W, 47-17 (2019) |
| Tulsa | 3-1 | W3 | W, 42-41 (2019) |
| UCF | 0-4 | L4 | L, 41-56 (2018) |
| UCLA | 1-0 | W1 | W, 48-45 (2017) |
| UConn | 2-0 | W2 | W, 55-14 (2018) |
| ULM | 2-0 | W2 | W, 52-33 (2019) |
| Virginia | 0-0 | -- | -- |
| Wake Forest | 0-1 | L1 | L, 34-37 (2018) |
| Western Kentucky | 0-1 | L1 | L, 31-51 (2016) |

ASSISTANT COACHES

| | |
|----------------------------------|-------------------------------|
| Kenny Dillingham | Offensive Coordinator/QB |
| 1st year at FSU/7th in college | Booth |
| Adam Fuller | Defensive Coordinator |
| 1st year at FSU/23rd in college | Field |
| John Papuchis | Special Teams Coordinator/DE |
| 1st year at FSU/20th in college | Field |
| Chris Thomsen | Deputy Head Coach/TE |
| 1st year at FSU/24th in college | Booth |
| Odell Haggins | Associate Head Coach/DT |
| 27th year at FSU/27th in college | Field |
| Alex Atkins | Offensive Line |
| 1st year at FSU/14th in college | Field |
| Ron Dugans | Wide Receivers |
| 2nd year at FSU/16th in college | Field |
| David Johnson | Recruiting Coordinator/RB |
| 1st year at FSU/13th in college | Field |
| Chris Marve | Def. Run Game Coordinator/LB |
| 1st year at FSU/7th in college | Booth |
| Marcus Woodson | Def. Pass Game Coordinator/DB |
| 1st year at FSU/16th in college | Booth |

NORVELL SINGLE-GAME HIGHS

| Points | Team |
|---------------|---------------------------|
| 77 | vs. Bowling Green 9/24/16 |
| 70 | vs. ECU 11/25/17 |
| | at UConn 10/6/17 |
| 66 | vs. Mercer 9/1/18 |
| | vs. SMU 11/18/17 |

| Points In A Quarter | |
|----------------------------|---------------------------------|
| 35 | vs. Bowling Green (1st) 9/24/16 |
| 28 | vs. Mercer (2nd) 9/1/18 |
| | vs. Mercer (1st) 9/1/18 |
| | vs. UConn (2nd) 10/6/18 |
| | at UConn (1st) 10/6/17 |

| Points In A Half | |
|-------------------------|---------------------------------|
| 56 | vs. Mercer (1st) 9/1/18 |
| | vs. Bowling Green (1st) 9/24/16 |
| 49 | vs. ECU (1st) 11/25/17 |
| 42 | at Houston (2nd) 10/19/17 |
| 41 | vs. UConn (1st) 10/6/18 |

| Total Plays | |
|--------------------|---------------------------|
| 100 | at UConn 10/6/17 |
| 92 | vs. Houston 11/23/18 |
| 89 | at South Florida 11/23/19 |
| | at UCF 12/2/17 |
| 86 | vs. Mercer 9/1/18 |

| Total Offense | |
|----------------------|---------------------------|
| 753 | at UCF 12/2/17 |
| 752 | vs. Mercer 9/1/18 |
| 711 | at UConn 10/6/17 |
| 679 | vs. Georgia State 9/14/18 |
| 664 | vs. SMU 11/18/17 |

| Yards Per Play | |
|-----------------------|---------------------------|
| 13.0 (49-635) | vs. ECU 11/25/17 |
| 11.0 (62-679) | vs. Georgia State 9/14/18 |
| 10.7 (59-634) | vs. UConn 10/6/18 |
| 9.0 (74-664) | vs. SMU 11/18/17 |
| 8.9 (60-535) | at ULM 10/5/19 |

| Passing Attempts | |
|-------------------------|----------------------------|
| 55 | at UConn 10/6/17 |
| 53 | at Houston 10/19/17 |
| 49 | at UCF 9/30/17 |
| 47 | at Ole Miss 10/1/16 |
| 46 | vs. South Florida 11/12/16 |

| Completions | |
|--------------------|----------------------|
| 39 | at UConn 10/6/17 |
| 33 | at Houston 10/19/17 |
| 31 | at Ole Miss 10/1/16 |
| 30 | at UCF 12/2/17 |
| | vs. Houston 11/25/16 |

| Passing Yards | |
|----------------------|-------------------------------|
| 480 | at UConn 10/6/17 |
| 471 | at UCF 12/2/17 |
| | at Houston 10/19/17 |
| 418 | vs. Western Kentucky 12/20/16 |
| 409 | vs. Houston 11/25/16 |

| Passing Touchdowns | |
|---------------------------|---------------------------|
| 8 | at UConn 10/6/17 |
| 6 | vs. UCLA 9/16/17 |
| | vs. Bowling Green 9/24/16 |
| 5 | at Houston 11/16/19 |
| | vs. Tulane 10/18/19 |
| | vs. Mercer 9/1/18 |
| | vs. Georgia State 9/14/18 |

| Rushing Attempts | |
|-------------------------|---------------------------|
| 59 | vs. Houston 11/23/18 |
| 58 | at South Florida 11/23/19 |
| 55 | vs. Tulsa 11/10/18 |
| 53 | vs. Wake Forest 12/22/18 |
| | at Cincinnati 11/18/16 |

| Rushing Yards | |
|----------------------|---------------------------|
| 410 | vs. Georgia State 9/14/18 |
| 401 | at UCF 12/1/18 |
| | vs. Houston 11/23/18 |
| 378 | vs. UConn 10/6/18 |
| 333 | vs. ECU 11/25/17 |
| | vs. SMU 11/18/17 |

| Rushing Touchdowns | |
|---------------------------|---------------------------|
| 7 | vs. SMU 11/18/17 |
| 6 | vs. UConn 10/6/18 |
| | vs. Houston 11/23/18 |
| 5 | at South Florida 11/23/19 |
| | at ECU 11/3/18 |
| | vs. South Alabama 9/22/18 |
| | vs. ECU 11/25/17 |

| Fewest Total Yards Allowed | |
|-----------------------------------|---------------------------|
| 170 | at South Florida 11/23/19 |
| 173 | vs. Ole Miss 8/31/19 |
| 174 | vs. Mercer 9/1/18 |
| 244 | at Cincinnati 11/18/16 |
| 248 | at South Alabama 9/14/19 |

| Fewest Passing Yards Allowed | |
|-------------------------------------|---------------------------|
| 20 | vs. Navy 10/14/17 |
| 44 | at South Florida 11/23/19 |
| 52 | at Navy 9/8/18 |
| 82 | vs. Navy 9/26/19 |
| 85 | at Navy 10/22/16 |

| Fewest Rushing Yards Allowed | |
|-------------------------------------|-------------------------|
| 25 | at SMU 11/15/18 |
| 32 | vs. Iowa State 12/30/17 |
| 60 | vs. Mercer 9/1/18 |
| 80 | vs. Ole Miss 8/31/19 |
| 86 | vs. Temple 10/6/16 |

| Sacks | |
|--------------|-------------------------------|
| 7 | vs. Tulane 10/27/17 |
| 6 | vs. Western Kentucky 12/20/16 |
| 5 | vs. Cincinnati 11/29/19 |
| | vs. Houston 11/23/18 |
| | at SMU 11/15/18 |
| | vs. Tulsa 11/10/18 |

| Tackles For Loss | |
|-------------------------|-------------------------|
| 15 | vs. Cincinnati 11/29/19 |
| 13 | vs. Tulane 10/27/17 |
| 12 | at SMU 11/15/18 |
| 11 | vs. Tulsa 11/10/18 |
| | vs. UCLA 9/16/17 |

| Takeaways | |
|------------------|---------------------------|
| 6 | vs. Kansas 9/17/16 |
| 5 | vs. Navy 10/14/17 |
| 4 | vs. UConn 10/6/18 |
| | at UCF 12/2/17 |
| | vs. ULM 8/31/17 |
| | vs. Bowling Green 9/24/16 |

| Interceptions | |
|----------------------|---------------------------|
| 4 | vs. Bowling Green 9/24/16 |
| 3 | vs. Tulane 10/18/19 |
| | vs. UConn 10/6/18 |
| | at UCF 12/2/17 |
| | vs. ECU 11/25/17 |

| Fumble Recoveries | |
|--------------------------|-------------------------------------|
| 4 | vs. Kansas 9/17/16 |
| 3 | at UCF 12/1/18 |
| | vs. Navy 10/14/17 |
| | vs. ULM 8/31/17 |
| 2 | 8x (most recent at Temple 10/12/19) |

| Blocked Kicks | |
|----------------------|------------------------------------|
| 2 | vs. Southern 9/7/19 (2 punts) |
| 1 | at Tulsa 10/26/19 (1 field goal) |
| | at ULM 10/5/19 (1 field goal) |
| | at Missouri 10/20/18 (1 punt) |
| | vs. South Alabama 9/22/18 (1 punt) |

| Individual Points Scored | |
|---------------------------------|---|
| 24 | Patrick Taylor Jr. at Houston 10/19/17 |
| | Anthony Miller at UConn 10/6/17 |
| 18... 15x | (last Patrick Taylor Jr. at South Florida 11/23/19) |

| Touchdown Responsibility | |
|---------------------------------|---|
| 7 | Riley Ferguson at UConn (7 pass) 10/6/17 |
| | Riley Ferguson vs. Bowling Green (6 pass, 1 rush) 9/24/16 |
| 6 | Brady White at Houston (5 pass, 1 rush) 11/16/19 |
| | Riley Ferguson vs. UCLA (6 pass) 9/16/17 |
| 5 | Brady White vs. Tulane (5 pass) 10/18/19 |
| | Brady White vs. Georgia State (5 pass) 9/14/18 |
| | Brady White vs. Mercer (5 pass) 9/1/18 |
| | Riley Ferguson vs. SMU (2 pass, 3 rush) 11/18/17 |
| | Riley Ferguson vs. Tulane (3 pass, 2 rush) 10/27/17 |

| Total Offense | |
|----------------------|-------------------------------------|
| 466 | Riley Ferguson at UCF 12/2/17 |
| 465 | Riley Ferguson at Houston 10/19/17 |
| 420 | Riley Ferguson at UConn 10/6/17 |
| 414 | Riley Ferguson vs. Houston 11/25/16 |
| 394 | Riley Ferguson vs. UCLA 9/16/17 |

| Rushing Attempts | |
|-------------------------|---|
| 31 | Darrell Henderson vs. UCF 10/13/18 |
| 30 | Patrick Taylor Jr. vs. Wake Forest 12/22/18 |
| 27 | Patrick Taylor Jr. vs. Ole Miss 8/31/19 |
| 26 | Patrick Taylor Jr. at Missouri 10/20/18 |
| 24 | Kenneth Gainwell vs. Tulsa 10/26/19 |
| | Darrell Henderson vs. Houston 11/23/18 |

| Rushing Yards | |
|----------------------|---|
| 233 | Darrell Henderson vs. Georgia St. 9/14/18 |
| 212 | Darrell Henderson at Navy 9/8/18 |
| 210 | Darrell Henderson at UCF 12/1/18 |
| 209 | Kenneth Gainwell at ULM 10/5/19 |
| 199 | Darrell Henderson vs. UCF 10/13/18 |

| Rushing Touchdowns | |
|---------------------------|--|
| 4 | Patrick Taylor Jr. at Houston 10/19/17 |
| 3 | Patrick Taylor Jr. at South Florida 11/23/19 |
| | Kenneth Gainwell at Tulsa 10/26/19 |
| | Darrell Henderson at UCF 12/1/18 |
| | Darrell Henderson vs. UConn 10/6/18 |
| | Patrick Taylor Jr. vs. UConn 10/6/18 |
| | Darrell Henderson at Navy 9/8/18 |
| | Riley Ferguson vs. SMU 11/18/17 |

NORVELL SINGLE-GAME HIGHS

Longest Rush

| | |
|---------|---------------------------------------|
| 83..... | Calvin Austin III vs. Mercer 9/1/18 |
| 82..... | Darrell Henderson at UCF 12/1/18 |
| | Darrell Henderson vs. Tulane 10/27/17 |
| 80..... | Darrell Henderson vs. UCLA 9/16/17 |
| 78..... | Antonio Gibson vs. SMU 11/2/19 |
| | Darrell Henderson at Navy 9/8/18 |

Rushing Yards Per Carry (min. 12)

| | |
|-----------|--|
| 16.6..... | Darrell Henderson vs. Ga. St. (14-233) 9/14/18 |
| 16.3..... | Darrell Henderson at Navy (13-212) 9/8/18 |
| 14.9..... | Kenneth Gainwell at ULM (14-209) 10/5/19 |
| 14.1..... | Darrell Henderson vs. ULM (12-169) 8/31/17 |
| 13.1..... | Darrell Henderson at UCF (16-210) 12/1/18 |

Passing Attempts

| | |
|---------|---|
| 53..... | Riley Ferguson at Houston 10/19/17 |
| 49..... | Riley Ferguson at UCF 9/30/17 |
| 48..... | Riley Ferguson at UConn 10/6/17 |
| 46..... | Riley Ferguson vs. South Florida 11/12/16 |
| | Riley Ferguson at Ole Miss 10/1/16 |

Completions

| | |
|---------|-------------------------------------|
| 34..... | Riley Ferguson at UConn 10/6/17 |
| 33..... | Riley Ferguson at Houston 10/19/17 |
| 30..... | Riley Ferguson at UCF 12/2/17 |
| | Riley Ferguson vs. Houston 11/25/16 |
| | Riley Ferguson at Ole Miss 10/1/16 |

Passing Yards

| | |
|----------|-------------------------------------|
| 471..... | Riley Ferguson at UCF 12/2/17 |
| | Riley Ferguson at Houston 10/19/17 |
| 431..... | Riley Ferguson at UConn 10/6/17 |
| 409..... | Riley Ferguson vs. Houston 11/25/16 |
| 398..... | Riley Ferguson vs. UCLA 9/16/17 |

Passing Touchdowns

| | |
|--------|--|
| 7..... | Riley Ferguson at UConn 10/6/17 |
| 6..... | Riley Ferguson vs. UCLA 9/16/17 |
| | Riley Ferguson vs. Bowling Green 9/24/16 |
| 5..... | Brady White at Houston 11/16/19 |
| | Brady White vs. Tulane 10/18/19 |
| | Brady White vs. Georgia State 9/14/18 |
| | Brady White vs. Mercer 9/1/18 |

Receptions

| | |
|---------|--|
| 15..... | Anthony Miller at UConn 10/6/17 |
| | Anthony Miller vs. Houston 11/25/16 |
| 14..... | Anthony Miller at UCF 12/2/17 |
| 12..... | Anthony Miller vs. Tulsa 10/29/16 |
| 11..... | Anthony Miller vs. Western Kentucky 12/20/16 |

Receiving Yards

| | |
|----------|--------------------------------------|
| 250..... | Anthony Miller vs. Tulsa 10/29/16 |
| 224..... | Anthony Miller at UConn 10/6/17 |
| 203..... | Kenneth Gainwell vs. Tulane 10/18/19 |
| 195..... | Anthony Miller at UCF 12/2/17 |
| 185..... | Anthony Miller vs. UCLA 9/16/17 |

Receiving Touchdowns

| | |
|--------|---|
| 4..... | Anthony Miller at UConn 10/6/17 |
| 3..... | Anthony Miller at UCF 12/2/17 |
| | Anthony Miller vs. Western Kentucky 12/20/16 |
| 2..... | 15x (last: Damonte Coxie at Houston 11/16/19) |

Longest Pass

| | |
|---------|---|
| 89..... | Riley Ferguson to Anthony Miller vs. ECU 11/25/17 |
| 84..... | Riley Ferguson to Anthony Miller vs. Kansas 9/17/16 |
| 75..... | Brady White to Damonte Coxie at ECU 11/3/18 |
| | Brady White to Patrick Taylor Jr. vs. Mercer 9/1/18 |
| 73..... | Brady White to Antonio Gibson vs. Navy 9/26/19 |

Receiving Yards Per Catch (min. 3)

| | |
|-----------|---|
| 53.7..... | Sean Dykes at UCF (3-161) 12/2/17 |
| 48.0..... | Anthony Miller vs. East Carolina (3-144) 11/25/17 |
| 27.0..... | Damonte Coxie vs. South Alabama (3-81) 9/14/19 |
| 25.7..... | Anthony Miler vs. Bowling Green (3-77) 9/24/16 |
| 25.5..... | Anthony Miller vs. SMU (4-102) 11/5/16 |

Tackles

| | |
|---------|---------------------------------|
| 16..... | Curtis Akins vs. Navy 10/22/16 |
| 14..... | Curtis Akins at UCF 12/1/18 |
| | T.J. Carter at Houston 10/19/17 |
| 13..... | Austin Hall at Tulsa 10/26/19 |
| | Tyrez Lindsey at Tulane 9/28/18 |

Tackles For Loss

| | |
|----------|---|
| 5.5..... | Genard Avery vs. Tulane 10/27/17 |
| 5.0..... | Bryce Huff at Tulane 9/28/18 |
| 4.0..... | Joseph Dorceus vs. Cincinnati 11/29/19 |
| | Joseph Dorceus at ULM 10/5/19 |
| 3.5..... | Bryce Huff vs. Cincinnati 11/29/19 |
| | Bryce Huff vs. SMU 11/15/18 |
| | Arthur Maulet vs. Western Kentucky 12/20/16 |

Sacks

| | |
|----------|--|
| 3.5..... | Genard Avery vs. Tulane 10/27/17 |
| 3.0..... | Arthur Maulet vs. Western Kentucky 12/20/16 |
| 2.5..... | Bryce Huff at SMU 11/15/18 |
| 2.0..... | 13x (last: Joseph Dorceus vs. Cincinnati 11/29/19) |

Punt Return Yards

| | |
|----------|--|
| 109..... | Pop Williams vs. Tulsa 11/10/18 |
| 77..... | Traveon Samuel at South Florida 11/23/19 |
| 75..... | Pop Williams vs. Georgia State 9/14/18 |
| 33..... | Anthony Miller vs. SEMO 9/3/16 |
| 31..... | Pop Williams vs. Kansas 9/17/16 |

Punt Return Average (min. 3)

| | |
|-----------|---|
| 27.3..... | Pop Williams vs. Tulsa (4-109) 11/10/18 |
| 18.8..... | Pop Williams vs. Georgia State (4-75) 9/14/18 |
| 12.8..... | Traveon Samuel at South Florida (6-77) 11/23/19 |
| 11.0..... | Anthony Miller vs. SEMO (3-33) 9/3/16 |
| 9.3..... | Pop Williams vs. UConn (3-28) 10/6/18 |

Long Punt Return

| | |
|---------|---|
| 72..... | John Williams vs. Tulsa 11/10/18 |
| 47..... | John Williams vs. Georgia State 9/14/18 |
| 30..... | John Williams at Cincinnati 11/18/16 |
| 31..... | John Williams vs. Kansas 9/17/16 |
| 27..... | Keith Brown vs. Southern 9/7/19 |

Punt Return Touchdowns

| | |
|--------|--|
| 1..... | Keith Brown (blocked punt) vs. Southern 9/7/19 |
| | Pop Williams vs. Tulsa 11/10/18 |

Kickoff Return Yards

| | |
|----------|---|
| 209..... | Tony Pollard vs. Wake Forest 12/22/18 |
| 174..... | Tony Pollard vs. South Florida 11/12/16 |
| 161..... | Tony Pollard vs. Tulsa 10/29/16 |
| 159..... | Antonio Gibson vs. SMU 11/2/19 |
| 152..... | Tony Pollard at UCF 12/1/18 |

Kickoff Return Average (min. 3)

| | |
|-----------|--|
| 53.0..... | Antonio Gibson vs. SMU (3-159) 11/2/19 |
| 49.3..... | Tony Pollard vs. Southern Ill. (3-148) 9/23/17 |
| 44.7..... | Tony Pollard at Navy (3-134) 10/22/16 |
| 35.7..... | Chris Claybrooks vs. Tulane (3-107) 10/18/19 |
| 34.8..... | Tony Pollard vs. Wake Forest (6-209) 12/22/18 |

Long Kickoff Return

| | |
|----------|--|
| 100..... | Tony Pollard vs. East Carolina 11/25/17 |
| | Tony Pollard vs. Southern Illinois 9/23/17 |
| | Tony Pollard at Navy 10/22/16 |
| 99..... | Gabriel Rogers vs. Navy 9/26/19 |
| | Tony Pollard vs. ULM 8/31/17 |
| | Darrell Henderson at SMU 11/5/16 |

Kickoff Return Touchdowns

| | |
|--------|--|
| 1..... | 11x (last: Chris Claybrooks vs. Cincinnati 11/29/19) |
|--------|--|

All-Purpose Yards

| | |
|----------|---------------------------------------|
| 386..... | Antonio Gibson vs. SMU 11/2/19 |
| 318..... | Tony Pollard vs. Wake Forest 12/22/18 |
| 307..... | Kenneth Gainwell vs. Tulane 10/19/19 |
| 278..... | Darrell Henderson vs. SMU 11/18/17 |
| 273..... | Darrell Henderson at Navy 9/8/18 |

PATs Made

| | |
|---------|--|
| 11..... | Jake Elliott vs. Bowling Green 9/24/16 |
| 10..... | Riley Patterson vs. East Carolina 11/25/17 |
| 9..... | Riley Patterson vs. Mercer 9/3/18 |
| | Riley Patterson vs. SMU 11/18/17 |
| 8..... | Riley Patterson at East Carolina 11/3/18 |
| | Riley Patterson vs. Georgia State 9/14/18 |
| | Riley Patterson vs. Tulane 10/27/17 |

Field Goals Made

| | |
|--------|--|
| 4..... | Riley Patterson vs. SMU 11/2/19 |
| 3..... | Riley Patterson vs. Cincinnati 12/7/19 |
| | Riley Patterson vs. UCF 10/13/18 |
| | Riley Patterson vs. Navy 10/14/17 |
| | Jake Elliott at SMU 11/5/16 |
| | Jake Elliott at Tulane 10/14/16 |
| | Jake Elliott vs. Kansas 9/17/16 |

Long Field Goal

| | |
|---------|--|
| 52..... | Riley Patterson vs. Cincinnati 12/7/19 |
| | Riley Patterson at Missouri 10/20/18 |
| 50..... | Riley Patterson vs. Cincinnati 12/7/19 |
| | Riley Patterson vs. SMU 11/2/19 |
| | Riley Patterson at ULM 10/5/19 |
| | Jake Elliott at Tulane 10/14/16 |
| | Jake Elliott vs. Kansas 9/17/16 |

Punting Average

| | |
|-----------|---|
| 54.7..... | Adam Williams at ULM (3-164) 10/5/19 |
| 53.7..... | Spencer Smith vs. Temple (3-161) 10/6/16 |
| 52.0..... | Adam Williams vs. South Ala. (2-104) 9/22/18 |
| | Spencer Smith vs. Southern Ill. (2-104) 9/23/17 |
| 51.3..... | Adam Williams vs. Tulane (3-154) 10/18/19 |
| | Spencer Smith vs. Kansas (3-154) 9/17/16 |

Long Punt

| | |
|---------|------------------------------------|
| 77..... | Adam Williams at ULM 10/5/19 |
| 76..... | Adam Williams vs. Tulane 10/18/19 |
| 73..... | Adam Williams at SMU 11/15/18 |
| 63..... | Spencer Smith at Tulane 10/14/16 |
| 61..... | Adam Williams vs. Ole Miss 8/31/19 |

FLORIDA STATE

FOOTBALL

NEWS FROM THE OFFSEASON

- » Along with new head coach Mike Norvell, Florida State added eight new assistant coaches to the 2020 staff: offensive coordinator and quarterbacks coach Kenny Dillingham; defensive coordinator Adam Fuller; special teams coordinator and defensive ends coach John Papuchis; deputy head coach and tight ends coach Chris Thomsen; offensive line coach Alex Atkins; running backs coach and recruiting coordinator David Johnson; linebackers coach and run game coordinator Chris Marve; and defensive backs coach and pass game coordinator Marcus Woodson.
- » Associate head coach and defensive tackles coach Odell Haggins and wide receivers coach Ron Dugans were retained from the 2019 staff. Haggins is the longest-tenured assistant football coach in the FBS (27th season).
- » Florida State added white numbers to its garnet uniforms, going back to a traditional color scheme.
- » A handful of returning Seminoles will be in new jersey numbers this season:

New Year, New Numbers

| Player | Old # | New # |
|-------------------------|-------|-------|
| LB Emmett Rice | 56 | 1 |
| DB Jarvis Brownlee, Jr. | 19 | 3 |
| DB Cyrus Fagan | 24 | 4 |
| DB Hamsah Nasirildeen | 23 | 5 |
| WR Tamorrion Terry | 15 | 5 |
| WR Keyshawn Helton | 20 | 6 |
| DB Renardo Green | 36 | 8 |
| LB Jaleel McRae | 42 | 14 |
| QB Gino English | 10 | 15 |
| LB Armani Kerr | 48 | 52 |
| WR Caleb Ward | 13 | 89 |

QUARTERBACKS

- » Florida State returns 10-game starter and 2019 team captain James Blackman as well as redshirt sophomore Jordan Travis at quarterback.

» On Sept. 1, head coach Mike Norvell named Blackman the starter for the 2020 opener.

» FSU also added true freshmen Tate Rodemaker and Chubba Purdy.

» Through 29 career games, Blackman ranks 10th in FSU history with 41 touchdown passes, while his 5,079 passing yards and 390 completions are both 12th in program history.

» Blackman threw seven touchdowns of at least 40 yards

in 2019, including four of 60 yards or more to Tamorrion Terry. The pair connected for a season-long 91-yard score in the Sun Bowl against Arizona State, which was the 7th-longest pass in program history and a Sun Bowl record.

- » Against Boise State, Blackman recorded the 27th 300-3-0 game in FSU history with 327 yards, three TDs and no interceptions.
- » Blackman is just the second quarterback in FSU history to throw at least three touchdown passes in five consecutive starts (2017 Independence Bowl, 2018 at North Carolina State, 2019 vs. Boise State, vs. ULM and at Virginia).
- » Travis was FSU's 3rd-leading rusher in 2019 (and top returning rusher) with 228 yards on just 23 carries and also ranked 3rd on the team with three rushing touchdowns.
- » Travis is the only player in Florida State history with a 60-yard rush and 60-yard completion in the same game after posting a 61-yard rush and a 63-yard pass against Alabama State.
- » In his FSU debut at Boston College, Travis ran for a 26-yard touchdown on his first snap. He added a 66-yard touchdown that proved to be the game-winner late in the fourth quarter and was the longest scoring run for a quarterback in FSU history.

Longest TD runs by QB, FSU history

| Year | Player | Opponent | Yards |
|------|---------------|----------------|-------|
| 2019 | J. Travis | Boston College | 66 |
| 2008 | D. Richardson | Chattanooga | 55 |
| 2008 | D. Richardson | W. Carolina | 52 |
| 1954 | V. Prinzi | Louisville | 37 |
| 2016 | D. Francois | USF | 35 |

» FSU's 9.2 yards per play at Boston College was its highest average in a game since the Syracuse game in 2013 (11.6). QB James Blackman averaged 19.2 yards per completion against the Eagles.

» The Noles scored three touchdowns of at least 60 yards against the Eagles (two TD passes from Blackman & Travis's run), just the fourth time in school history FSU has accomplished the feat and the second time FSU scored three touchdowns of that length on offense:

Three 60+ Yard TDs, FSU history

| Year | Opponent | Players |
|----------------|--|------------------------|
| 2019, BC | T. Terry (74 rec), J. Travis (66 run) | D.J. Matthews (60 rec) |
| 2013, Idaho | T. Smith (79 INT), E.J. Levenberry (78 INT), D. Freeman (60 run) | |
| 2012, Wake | C. Thompson (80 run & 74 run), R. Greene (60 punt ret) | |
| 1976, Va. Tech | L. Key (97 run), K. Unglaub (96 rec), M. Barnes (75 rec) | |

- » Rodemaker passed for 6,811 yards and 74 touchdowns in his prep career at Valdosta High School. He enrolled at Florida State in January.
- » Purdy, from Queen Creek, Arizona, was rated the nation's No. 6 dual-threat QB and ranked No. 121 in the ESPN300. He produced over 9,000 yards of total offense and 111 touchdowns in two years as the starter at Perry High.
- » On August 17, Norvell announced that Purdy will miss the beginning of the season due to injury.

ALL-TIME vs. GEORGIA TECH

| Year | Location | Res. | AP Rank (FSU/Opp) |
|------|-------------|-----------|-------------------|
| 1952 | Atlanta | L, 0-30 | -/2 |
| 1955 | Atlanta | L, 0-34 | -/13 |
| 1958 | Atlanta | L, 3-17 | -/- |
| 1962 | Atlanta | T, 14-14 | -/- |
| 1963 | Atlanta | L, 7-15 | -/- |
| 1970 | Atlanta | L, 13-23 | -/- |
| 1971 | Atlanta | L, 6-12 | -/- |
| 1975 | Atlanta | L, 0-30 | -/- |
| 1992 | Atlanta | W, 29-24* | 6/16 |
| 1993 | Tallahassee | W, 51-0* | 1/- |
| 1994 | Atlanta | W, 49-3* | 3/- |
| 1995 | Tallahassee | W, 42-10* | 1/- |
| 1996 | Atlanta | W, 49-3* | 3/- |
| 1997 | Tallahassee | W, 38-0* | 3/21 |
| 1998 | Atlanta | W, 34-7* | 6/20 |
| 1999 | Tallahassee | W, 41-35* | 1/10 |
| 2000 | Atlanta | W, 26-21* | 2/- |
| 2001 | Tallahassee | W, 28-17* | -/- |
| 2002 | Atlanta | W, 21-13* | 17/- |
| 2003 | Tallahassee | W, 14-13* | 10/- |
| 2008 | Atlanta | L, 28-31* | 16/- |
| 2009 | Tallahassee | L, 44-49* | -/22 |
| 2012 | Charlotte | W, 21-15^ | 13/- |
| 2014 | Charlotte | W, 37-35^ | 2/12 |
| 2015 | Atlanta | L, 16-22* | 9/- |

*ACC Game

^ACC Championship Game

HIGHS vs. GEORGIA TECH

Passing:

| | |
|------------------------|--------------------------|
| Chris Weinke, 2000 | 25-38-0, 443 yards, 2 TD |
| Thad Busby, 1997 | 30-47-0, 399 yards, 3 TD |
| Christian Ponder, 2009 | 26-36-0, 359 yards, 4 TD |
| Jameis Winston, 2014 | 21-30-0, 309 yards, 3 TD |
| Danny Kanell, 1995 | 41-51-2, 302 yards, 4 TD |

Rushing:

| | |
|-----------------------|--------------|
| Dalvin Cook, 2014 | 31-177, 1 TD |
| Warrick Dunn, 1994 | 13-174, 1 TD |
| Jermaine Thomas, 2008 | 9-130, 0 TD |
| Nick Maddox, 2002 | 22-122, 0 TD |
| Travis Minor, 1999 | 22-122, 1 TD |

Receiving:

| | |
|-------------------------|----------------------|
| E.G. Green, 1997 | 6-166, 1 TD |
| Peter Warrick, 1999 | 8-142, 2 TD (1 rush) |
| Rashad Greene, 2014 | 7-123, 2 TD |
| Taiwan Easterling, 2009 | 5-104, 0 TD |
| Andre Cooper, 1995 | 10-103, 2 TD |



FLORIDA STATE

FOOTBALL



SCARY TERRY LEADS TALENTED RECEIVERS

- » Redshirt junior Tamorrion Terry decided to skip the 2020 NFL Draft and return for another season in Tallahassee with new head coach Mike Norvell.
- » Terry caught nine touchdowns and had 1,188 receiving yards in 2019, the 7th-most receiving yards in a season in FSU history.
- » Terry ranked 1st in the ACC and 4th nationally with 19.8 yards per catch (min. 60 catches).
- » Averaged 57.89 yards per TD catch in 2019, the highest in the last 15 years among WRs with at least nine scores. He caught a career-high 91-yard touchdown in the Sun Bowl (also a Sun Bowl record).
- » Also had a career-highs in catches (9) and yards (165) in the Sun Bowl.
- » Enters 2020 averaging 49.06 yards on 17 career TD catches, the 2nd-highest average over the past decade (min. 15 TD receptions).
- » Has school-record five TD catches of at least 70 yards.

Career Receiving Yards, FSU History:

| Player | Years | Yards |
|----------------------------|----------------|--------------|
| 1. Rashad Greene | 2011-14 | 3,830 |
| 13. Snoop Minnis | 1997-2000 | 2,098 |
| 14. Bert Reed | 2008-11 | 2,022 |
| 15. Tamorrion Terry | 2017-PR | 1,932 |

Career TD Catches, FSU History:

| Player | Years | Yards |
|----------------------------|----------------|-----------|
| 1. Peter Warrick | 1996-99 | 31 |
| 13. Travis Rudolph | 2014-16 | 18 |
| Craphonso Thorpe | 2001-04 | 18 |
| 15. Tamorrion Terry | 2017-PR | 17 |

OTHER PASS CATCHERS

- » Junior wide receiver Keyshawn Helton returns from a season-ending injury in 2019 and is expected to start for the Seminoles against Georgia Tech.
- » Helton caught three touchdowns in 2019 and, at the time of his injury, ranked 9th nationally and 2nd in the ACC with a 28.5 kickoff return average (8 for 228 yards).
- » Helton's seven catches against Louisville in 2019 led the team and were a career high.
- » Ontaria Wilson returns after missing significant time in the middle of the 2019 season.
- » In the Sun Bowl, he ran for a three-yard touchdown, the first rush score of his career.
- » RS sophomores Jordan Young and Warren Thompson will see increased playing time in 2020, while Isaiah Bolden has switched to wide receiver after playing defensive back last year.

- » Freshman newcomers include Bryan Robinson, Darion Williamson and Kentron Poitier.
- » At tight end, Camren McDonald is the only Seminole that has caught a pass for FSU, finishing 2019 with six catches for 43 yards.
- » McDonald is the projected starter, followed by Wyatt Rector (former walk-on earned scholarship in fall; switched to tight end from quarterback) and walk-on Preston Daniel.
- » Carter Boatwright and Markeston Douglas are true freshmen tight ends in their first year. Jordan Wilson transferred from UCLA and planned to spend his final season with the Seminoles, but a season-long injury will keep him out for 2020.

RUNNING BACKS

- » The Seminole backfield features five new runners: freshmen Lawrance Toafili, Ja'Khi Douglas and Corey Wren; Texas A&M transfer Jashaun Corbin; and Jones County JC transfer La'Damian Webb.
- » Corbin spent the last two years with the Aggies, totaling 1,025 all-purpose yards in 14 games (483 rushing, 441 kickoff returns, 101 receiving).
- » Corbin earned SEC All-Freshman Team honors in 2018 and played two games in 2019 before suffering a season-ending injury.
- » Redshirt junior Deonté Sheffield earned a scholarship in the fall. He and Treshaun Ward, a redshirt freshman walk-on, are the only Seminole RBs with carries for FSU in their career. The pair combined for 131 yards on 28 carries in the 2019 Sun Bowl.

MARVIN WILSON LEADS D-LINE

- » Defensive tackle Marvin Wilson returned for his senior season and leads one of the nation's top defensive lines.
- » Despite missing the final four games of 2019, Wilson earned first-team All-ACC honors and is a consensus preseason All-American. Wilson finished with 44 tackles, 8.5 TFL, 5.0 sacks, one fumble recovery and one forced fumble.
- » At the time of his injury, Wilson's 44 tackles led all ACC defensive linemen.
- » Wilson, who was rated as Mel Kiper Jr.'s No. 3 defensive tackle prospect in the 2020 NFL Draft before Wilson announced his intent to remain at Florida State for his senior season, was a Bednarik Award semifinalist and first-team All-ACC performer despite missing the last four games of 2019 due to injury.



CAREER STAT LEADERS (at FSU only)

| | | |
|----------------------|--------------------|-----------------|
| Rushing Yards | Jordan Travis | 228 |
| Rushing Touchdowns | Jordan Travis | 3 |
| Passing Yards | James Blackman | 5,079 |
| Passing Touchdowns | James Blackman | 41 |
| Receptions | Tamorrion Terry | 95 |
| Receiving Yards | Tamorrion Terry | 1,932 |
| Receiving Touchdowns | Tamorrion Terry | 17 |
| All-Purpose Yards | Tamorrion Terry | 1,941 |
| Total Offense Yards | James Blackman | 5,062 |
| Points Scored | Tamorrion Terry | 102 |
| Kickoff Returns | Isaiah Bolden | 26.0 (6-156) |
| Tackles | Hamsah Nasirildeen | 221 |
| Tackles for Loss | Joshua Kindoh | 13.5 |
| | Janarius Robinson | 13.5 |
| | Marvin Wilson | 13.5 |
| Sacks | Marvin Wilson | 8.5 |
| Interceptions | Hamsah Nasirildeen | 3 |
| Pass Breakups | Asante Samuel Jr. | 23 |
| Forced Fumbles | Hamsah Nasirildeen | 3 |
| Fumble Recoveries | Cyrus Fagan | 2 |
| | Emmett Rice | 2 |
| | Janarius Robinson | 2 |
| Blocked Kicks | Cory Durden | 1 |
| Punt Average | Tommy Martin | 39.2 (70-2,746) |

PRESEASON HONORS

| | |
|---------------------------------|---|
| James Blackman (QB) | Johnny Unitas Golden Arm Award Watch List |
| Jashaun Corbin (RB) | Doak Walker Award Watch List |
| | Preseason 3rd Team All-ACC (Athlon) |
| | Preseason 4th Team All-ACC (Phil Steele) |
| Cory Durden (DT) | Preseason 4th Team All-ACC (Phil Steele) |
| Cyrus Fagan (DB) | Senior Bowl Top 250 |
| Jaiden Lars-Woodbey (DB) | Wuerffel Trophy Watch List |
| Dontae Lucas (OL) | Preseason 4th Team All-ACC (Phil Steele) |
| D.J. Matthews (WR) | Preseason 4th Team All-ACC (Phil Steele) |
| Hamsah Nasirildeen (DB) | Bednarik Award Watch List |
| | Thorpe Award Watch List |
| | Nagurski Trophy Watch List |
| | Preseason All-ACC |
| | Preseason 1st Team All-ACC (Athlon) |
| | Preseason 2nd Team All-ACC (Phil Steele) |
| | Senior Bowl Top 250 |
| Janarius Robinson (DE) | Senior Bowl Top 250 |
| Asante Samuel Jr. (DB) | Preseason All-ACC |
| | Preseason 1st Team All-ACC (Athlon) |
| | Preseason 2nd Team All-ACC (Phil Steele) |
| Tamorrion Terry (WR) | Biletnikoff Award Watch List |
| | Maxwell Award Watch List |
| | Preseason 3rd Team All-American (Phil Steele) |
| | Preseason 4th Team All-American (Athlon) |
| | Preseason All-ACC |
| | Preseason 1st Team All-ACC (Athlon) |
| Marvin Wilson (DT) | Consensus Preseason All-American |
| | Preseason 1st Team All-American |
| | (Walter Camp, Sporting News, AP, Athlon, Phil Steele) |
| | Bednarik Award Watch List |
| | Nagurski Trophy Watch List |
| | Outland Trophy Watch List |
| | Maxwell Award Watch List |
| | Preseason All-ACC |
| | Preseason 1st Team All-ACC (Phil Steele, Athlon) |
| | Senior Bowl Top 250 |

FLORIDA STATE

FOOTBALL

- » Wilson was one of only four defensive tackles in the country with multiple 3.0 tackle-for-loss games in 2019 and his game against Louisville was historic. The Houston native made a career-high 10 tackles, including a career-best 3.5 for loss and career-high-tying 2.0 sacks, and one fumble recovery to become the only Power 5 player since at least 2000 with those numbers in a single game.
- » Wilson, defensive tackle Cory Durden and defensive end Janarius Robinson combined for 13.0 sacks and four forced fumbles in 2019.
- » Durden tied for the team lead with 5.0 sacks while making 39 tackles, including 6.5 for loss.
- » Defensive tackle Robert Cooper started all 13 games last season and was named Most Valuable Lineman at the Sun Bowl.
- » Robinson had 4.0 tackles for loss at No. 2 Clemson despite missing the first half, a number that was the 2nd-highest single-game output in the ACC in 2019 and the most by a Nole since 2017.
- » Defensive end Joshua Kaindoh appeared in only three games before a season-ending injury but registered multiple tackles in each, including a season-best five vs. ULM.



- » Redshirt freshmen Quashon Fuller, Derrick McLendon II and Curtis Fann, Jr. return at defensive end.
- » Newcomers include freshmen Josh Griffis and TJ Davis and Baylor transfer redshirt senior Deonte Williams.
- » At defensive tackle, sophomore Tru Thompson and redshirt freshman Malcolm Ray return from 2019.
- » Fabien Lovett (Mississippi State) and Jarrett Jackson (Louisville) are redshirt sophomore transfers in their first season in Tallahassee.

LINEBACKERS MIX EXPERIENCE, YOUTH

- » Redshirt senior Emmett Rice, senior Leonard Warner III and redshirt sophomore Amari Gainer lead a linebacker corps that features a mixture of experience and youth heading into 2020.
- » Rice ranked 2nd on the team with 72 tackles, including 4.5 for loss with 1.0 sack, in 2019. He made 58 of his 72 tackles over the last seven games, including a career-high 14 at Wake Forest, and exceeded his previous career-high of five tackles in six of those seven games.
- » Gainer led FSU with five quarterback hurries last season and was 2nd on the team with two forced fumbles while also ranking 3rd among Seminoles with 69 tackles, 7.0 tackles for loss and 3.5 sacks. He was one of only two freshmen in the ACC to force multiple fumbles in 2019.
- » Warner started all 11 games he played in 2019 and ranked 5th among Seminoles with 57 tackles, including a career-best eight tackles at No. 2 Clemson. His four quarterback hurries were 2nd on the team, trailing only Gainer.
- » Second-year Noles Kevon Glenn, Jaleel McRae and Kalen DeLoach will be in the mix to see more playing time in 2020.
- » Freshmen Stephen Dix, Jr., DJ Lundy and Jayion McCluster are new to the linebackers room.

SAMUEL JR., NAS NAMED ALL-ACC

- » Senior defensive backs Hamsah Nasirildeen and Asante Samuel, Jr., were named to the preseason All-ACC team.
- » Samuel Jr. is back for his junior season after leading the ACC with 14 pass breakups, a total that tied for 8th nationally, and earning All-ACC acclaim in 2019. Samuel also contributed 48 tackles, 1.0 for loss and one interception and was the only Power 5 defender with 14 pass breakups and more than 45 tackles.



- » Nasirildeen has proven to be the top tackling defensive back in the country and one of the best in recent FSU history after leading the Seminoles in tackles in 2018 and 2019.
- » Last season, Nasirildeen recorded a team-high 101 tackles, the 2nd-highest tackles total among all Power 5 defensive backs, as he became the

RECORDING FSU

100-YD RUSHING GAMES

| | | |
|--------------------|--------------------|-----|
| Jashaun Corbin (1) | Texas State, 2019* | 103 |
|--------------------|--------------------|-----|

*at Texas A&M

100-YD RECEIVING GAMES

| | | |
|---------------------|---------------------------|-----|
| Tamorrion Terry (5) | Arizona State (Sun), 2019 | 165 |
| | Boston College, 2019 | 156 |
| | NC State, 2018 | 142 |
| | Florida, 2019 | 131 |
| | Boston College, 2018 | 112 |
| Keyshawn Helton (1) | Clemson, 2018 | 100 |
| D.J. Matthews (1) | NC State, 2018 | 133 |

300-YD PASSING GAMES

| | | |
|--------------------|----------------------|-----|
| James Blackman (3) | NC State, 2018 | 421 |
| | Boston College, 2019 | 346 |
| | Boise State, 2019 | 327 |

FSU in 2020

| | | |
|------------------------------|-----|------|
| ...in September | 0-0 | .000 |
| ...in October | 0-0 | .000 |
| ...in November | 0-0 | .000 |
| ...in December | 0-0 | .000 |
| ...ACC home games | 0-0 | .000 |
| ...ACC road games | 0-0 | .000 |
| ...non-con home games | 0-0 | .000 |
| ...AP ranked home games | 0-0 | .000 |
| ...AP ranked road games | 0-0 | .000 |
| ...games decided by 1-8 pts | 0-0 | .000 |
| ...games decided by 9-20 pts | 0-0 | .000 |
| ...games decided by 21+ pts | 0-0 | .000 |
| ...when scoring 0-9 pts | 0-0 | .000 |
| ...when scoring 10-19 pts | 0-0 | .000 |
| ...when scoring 20-29 pts | 0-0 | .000 |
| ...when scoring 30+ pts | 0-0 | .000 |
| ...when allowing 0-9 pts | 0-0 | .000 |
| ...when allowing 10-19 pts | 0-0 | .000 |
| ...when allowing 20-29 pts | 0-0 | .000 |
| ...when allowing 30+ pts | 0-0 | .000 |
| ...day games (before 6pm) | 0-0 | .000 |
| ...night games (after 6pm) | 0-0 | .000 |
| ...scoring first | 0-0 | .000 |
| ...opponent scores first | 0-0 | .000 |
| ...leading after 1st Q | 0-0 | .000 |
| ...trailing after 1st Q | 0-0 | .000 |
| ...leading after 2nd Q | 0-0 | .000 |
| ...trailing after 2nd Q | 0-0 | .000 |
| ...leading after 3rd Q | 0-0 | .000 |
| ...trailing after 3rd Q | 0-0 | .000 |
| ...with 100-yd rusher | 0-0 | .000 |
| ...with 100-yd receiver | 0-0 | .000 |
| ...with 300-yd passer | 0-0 | .000 |

FLORIDA STATE

FOOTBALL

first Seminole with 100 tackles in a season since Reggie Northrup in 2014 and produced only the fourth 100-tackle season at FSU since 2000.

- » Nasirildeen notched an incredible 22 tackles at Boston College, the most for a Seminole since Dale McCullers set the school record with 29 in 1968.
- » Only McCullers - against Texas A&M (29) and Florida (26) in 1968 - has had more tackles in a game for a Seminole. Nasirildeen's 22 tackles tied for 3rd most in a game by a Seminole with Roy Bickford vs. Mississippi Southern (1961).
- » His 22 tackles were the most for an ACC player in 2019 and only David Woodward of Utah State (24) had more in a game nationally.
- » Nasirildeen, who also registered 17 tackles against Syracuse, became the first Nole since Hall of Famer Marvin Jones in 1990 with multiple 17-tackle games in a season.

DEFENSIVE BACKS SHINE

- » Akeem Dent led all ACC true freshmen with seven pass breakups in 2019. The former five-star prospect played all 13 games of his true freshman season with five starts and made 35 tackles, 1.5 for loss, to go along with his seven pass breakups.
- » Senior Cyrus Fagan filled up the stat sheet as a junior, starting five of the eight games in which he appeared and recording 41 tackles, one interception, two pass breakups and one fumble recovery. Fagan made a career-high 10 tackles in the win vs. North Carolina State and grabbed his first collegiate interception in the win vs. Louisville.
- » Redshirt senior Carlos Becker III made his first two career starts at the end of 2019, returning to play in 10 games after missing all of 2018 with an injury. Becker made a career-high 10 tackles in the Sun Bowl to finish the year with 21 tackles, including 2.0 sacks, and one forced fumble.
- » Jaiden Lars-Woodbey brings a diverse skillset to the defensive backfield after appearing all over the field in his first two seasons. The redshirt sophomore is returning after an injury cut his 2019 season short at only four games. In those four appearances, he recorded 19 tackles, 1.0 for loss with 0.5 sack, one fumble recovery and one pass breakup. He started all 12 games of his true freshman campaign and earned Freshman All-America honors from ESPN.
- » Sophomores Brendan Gant, Renardo Green and Raymond Woodie III continue their development after appearing in 13, 13 and 10 games, respectively, as true freshmen. Gant registered 35 tackles, including a season-best seven in the Sun Bowl, and three quarterback hurries while Green and Woodie combined for 15 tackles, 2.5 for loss, two pass breakups and one forced fumble.

- » FSU's other defensive backs include Jarrian Jones, a sophomore transfer from Mississippi State; Jarvis Brownlee, Jr., a redshirt freshman; Meiko Dotson, a redshirt senior transfer from Florida Atlantic that led the FBS with nine interceptions in 2019; Travis Jay, a redshirt freshman, freshman Demorie Tate, FSU's highest-rated recruit in the 2020 class; and freshmen Sidney Williams and Jadarius Green-McKnight.

SPECIAL TEAMS

- » For the first time since 2012, Florida State will have a kicker outside of the Aguayo family in 2020. Ricky Aguayo completed his four-year run as the Seminoles' primary kicker in 2019 ranking 5th in program history with 329 points. His brother, Roberto, was a three-time All-American from 2013-15 and won the Lou Groza Award in 2013 after setting an NCAA single-season record with 157 points.
- » Parker Grothaus returns after serving as FSU's kickoff specialist in 2019. He ranked 3rd in the ACC with a kickoff touchback percentage of 70.0 and also was 5-of-6 on PAT attempts.
- » Tommy Martin was the Seminoles' punter last season and ranked 2nd in the ACC in forcing fair catches with 48.6 percent of his punts resulting in a fair catch. Martin also boomed seven punts of at least 50 yards, including a career-long 59-yard punt at No. 25 Virginia.
- » The Seminoles also have kicker Ryan Fitzgerald, who redshirted as a true freshman last season, and punter Alex Mastromanno, an early enrollee for the class of 2020 from Melbourne, Australia.

KICKOFF RETURN STREAK

- » Florida State has not allowed a kickoff return touchdown since Sept. 25, 2004, the longest active streak in the country (207 games).

ATLANTIC COAST CONFERENCE

| | ACC | Overall |
|----------------------|------------|------------|
| Boston College | 0-0 | 0-0 |
| Clemson | 0-0 | 0-0 |
| Duke | 0-0 | 0-0 |
| Florida State | 0-0 | 0-0 |
| Georgia Tech | 0-0 | 0-0 |
| Louisville | 0-0 | 0-0 |
| Miami | 0-0 | 0-0 |
| North Carolina | 0-0 | 0-0 |
| NC State | 0-0 | 0-0 |
| Notre Dame | 0-0 | 0-0 |
| Pitt | 0-0 | 0-0 |
| Syracuse | 0-0 | 0-0 |
| Virginia | 0-0 | 0-0 |
| Virginia Tech | 0-0 | 0-0 |
| Wake Forest | 0-0 | 0-0 |

In 2020, all teams will play a 10-game ACC schedule with one non-conference game. Divisions have been eliminated and the teams with the two best records will face each other in the ACC Championship Game.

NOLES IN THE NFL (as of Sept. 6, 2020)

| Player (Pos.) | Years at FSU | Team |
|---------------------------|--------------|------------|
| Cam Akers (RB) | 2017-19 | Rams |
| Terrence Brooks (DB) | 2010-13 | Patriots |
| Brian Burns (DE) | 2016-18 | Panthers |
| Dalvin Cook (RB) | 2014-16 | Vikings |
| Ronald Darby (DB) | 2012-14 | Washington |
| Mario Edwards, Jr. (DE) | 2012-14 | Bears |
| Ukeme Eligwe (LB) | 2012-14 | Raiders |
| Cameron Erving (OL) | 2010-14 | Cowboys |
| John Franklin III (DB) | 2013-15 | Buccaneers |
| Graham Gano (K) | 2005-08 | Giants |
| Eddie Goldman (DT) | 2012-14 | Bears |
| Bobby Hart (OL) | 2011-14 | Bengals |
| Dustin Hopkins (K) | 2009-12 | Washington |
| Rodney Hudson (OL) | 2007-10 | Raiders |
| Ryan Izzo (TE) | 2014-17 | Patriots |
| Derwin James (DB) | 2015-17 | Chargers |
| Timmy Jernigan (DT) | 2011-13 | Jaguars |
| Roderick Johnson (OL) | 2014-16 | Texans |
| Christian Jones (LB) | 2010-13 | Lions |
| Lamaricus Joyner (DB) | 2010-13 | Raiders |
| Derrick Kelly II (OL) | 2014-18 | Saints |
| Trey Marshall (DB) | 2014-17 | Broncos |
| Gabe Nabers (FB) | 2016-19 | Chargers |
| Derrick Nnadi (DT) | 2014-17 | Chiefs |
| Jacques Patrick (RB) | 2015-18 | Bengals |
| Jalen Ramsey (DB) | 2013-15 | Rams |
| Xavier Rhodes (DB) | 2009-12 | Colts |
| Patrick Robinson (DB) | 2006-09 | Saints |
| Stanford Samuels III (DB) | 2017-19 | Packers |
| Josh Sweat (DE) | 2015-17 | Eagles |
| Auden Tate (WR) | 2015-17 | Bengals |
| Chris Thompson (RB) | 2009-12 | Jaguars |
| DeMarcus Walker (DE) | 2013-16 | Broncos |
| P.J. Williams (DB) | 2012-14 | Saints |
| Vince Williams (LB) | 2008-12 | Steelers |
| Jameis Winston (QB) | 2012-14 | Saints |

BOBBY BOWDEN FIELD at DOAK S. CAMPBELL STADIUM

300 AND COUNTING

- » Florida State earned its 300th win in Doak Campbell Stadium with a 35-24 victory over Louisville on Sept. 21, 2019.
- » **The Noles boast a 303-97-4 (.755) all-time record at Doak.**
- » Including three years at Centennial Field (1947-49), FSU is 311-101-4 (.752) in Tallahassee.
- » FSU's .755 win percentage in Doak is 17th-best of teams playing in their current stadium.
- » Florida State is 93-20 against Atlantic Coast Conference teams in Doak Campbell Stadium since joining the league in 1992.
- » FSU won its first 39 home games against league opponents from 1992-2001.

PROJECTED DEPTH CHART

OFFENSE

| | | | | | | |
|------|----|----------------------|-----|-----|-------|-----------------------|
| QB | 1 | JAMES BLACKMAN | 6-5 | 190 | R-JR. | SOUTH BAY, FLA. |
| | 18 | Tate Rodemaker | 6-4 | 197 | Fr. | Valdosta, Ga. |
| -or- | 13 | Jordan Travis | 6-1 | 200 | r-So. | West Palm Beach, Fla. |
| RB | 0 | JASHAUN CORBIN | 6-0 | 213 | R-SO. | ROCKLEDGE, FLA. |
| -or- | 8 | La'DAMIAN WEBB | 5-8 | 190 | SO. | OPELIKA, ALA. |
| WR | 5 | TAMORRION TERRY | 6-4 | 210 | R-JR. | ASHBURN, GA. |
| | 80 | Ontaria Wilson | 6-0 | 174 | r-Jr. | Ashburn, Ga. |
| WR | 11 | WARREN THOMPSON | 6-3 | 201 | R-SO. | SEFFNER, FLA. |
| | 83 | Jordan Young | 6-2 | 208 | r-So. | Conyers, Ga. |
| WR | 6 | KEYSHAWN HELTON | 5-9 | 171 | JR. | PENSACOLA, FLA. |
| | 88 | Kentron Poirier | 6-3 | 200 | Fr. | Coconut Grove, Fla. |
| TE | 87 | CAMREN MCDONALD | 6-4 | 238 | JR. | LONG BEACH, CALIF. |
| | 19 | Wyatt Rector | 6-2 | 236 | r-So. | Leesburg, Fla. |
| -or- | 45 | Preston Daniel | 6-4 | 235 | Fr. | Memphis, Tenn. |
| LT | 76 | DARIUS WASHINGTON | 6-4 | 301 | R-FR. | PENSACOLA, FLA. |
| | 71 | Chaz Neal | 6-7 | 296 | r-So. | Zephyrhills, Fla. |
| LG | 55 | DONTAE LUCAS | 6-3 | 315 | SO. | OVERTOWN, FLA. |
| | 67 | Thomas Shrader | 6-5 | 283 | Fr. | Venice, Fla. |
| C | 53 | MAURICE SMITH | 6-3 | 286 | R-FR. | MIAMI, FLA. |
| | 60 | Andrew Boselli | 6-5 | 321 | r-Sr. | Jacksonville, Fla. |
| RG | 51 | BAVEON JOHNSON | 6-3 | 307 | R-SR. | LAKELAND, FLA. |
| | 59 | Brady Scott | 6-6 | 317 | r-Jr. | Powder Springs, Ga. |
| RT | 58 | DEVONTAY LOVE-TAYLOR | 6-4 | 308 | R-SR. | TRINITY, FLA. |
| | 52 | Robert Scott, Jr. | 6-5 | 305 | Fr. | Conway, Ark. |

DEFENSE

| | | | | | | |
|------|----|----------------------|------|-----|-------|------------------------|
| DE | 13 | JOSHUA KAINDOH | 6-7 | 258 | R-JR. | BALTIMORE, MD. |
| | 30 | Quashon Fuller | 6-3 | 265 | r-Fr. | Fort Myers, Fla. |
| DT | 21 | MARVIN WILSON | 6-5 | 311 | JR. | HOUSTON, TEXAS |
| | 16 | Cory Durden | 6-5 | 312 | r-Jr. | Newberry, Fla. |
| NG | 91 | ROBERT COOPER | 6-2 | 332 | JR. | LILBURN, GA. |
| | 0 | Fabien Lovett | 6-4 | 315 | r-So. | Vicksburg, Miss. |
| FOX | 11 | JANARIUS ROBINSON | 6-5 | 260 | R-SR. | PANAMA CITY, FLA. |
| | 39 | Josh Griffis | 6-4 | 245 | Fr. | Starke, Fla. |
| -or- | 42 | Deonte Williams | 6-1 | 233 | r-Sr. | Plano, Texas |
| WLB | 1 | EMMETT RICE | 6-2 | 220 | R-SR. | MIAMI GARDENS, FLA. |
| | 14 | Jaleel McRae | 6-2 | 233 | So. | New Smyrna Beach, Fla. |
| -or- | 46 | DJ Lundy | 6-1 | 244 | Fr. | Ocilla, Ga. |
| MLB | 35 | LEONARD WARNER III | 6-4 | 234 | SR. | SNELLVILLE, GA. |
| | 32 | Stephen Dix, Jr. | 6-2 | 226 | Fr. | Orlando, Fla. |
| STUD | 33 | AMARI GAINER | 6-3 | 215 | R-SO. | TALLAHASSEE, FLA. |
| -or- | 20 | KALEN DELOACH | 6-1 | 208 | SO. | SAVANNAH, GA. |
| | 28 | DeCalon Brooks | 5-10 | 204 | r-Jr. | Tampa, Fla. |
| CB | 26 | ASANTE SAMUEL, JR. | 5-10 | 184 | JR. | SUNRISE, FLA. |
| | 3 | Jarvis Brownlee, Jr. | 5-11 | 172 | r-Fr. | Miami Gardens, Fla. |
| -or- | 15 | Carlos Becker III | 6-2 | 195 | r-Sr. | Kissimmee, Fla. |
| FS | 8 | RENARDO GREEN | 6-0 | 185 | SO. | ORLANDO, FLA. |
| -or- | 18 | TRAVIS JAY | 6-2 | 188 | R-FR. | GREENVILLE, FLA. |
| | 4 | Cyrus Fagan | 6-1 | 186 | Sr. | Daytona Beach, Fla. |
| BUCK | 6 | JAIDEN LARS-WOODBEY | 6-3 | 220 | R-SO. | FONTANA, CALIF. |
| -or- | 18 | TRAVIS JAY | 6-2 | 188 | R-FR. | GREENVILLE, FLA. |
| | 31 | Raymond Woodie III | 6-0 | 194 | So. | Palmetto, Fla. |
| CB | 7 | JARRIAN JONES | 6-0 | 190 | SO. | MAGEE, MISS. |
| | 27 | Akeem Dent | 6-1 | 180 | So. | Pahokee, Fla. |
| -or- | 9 | Meiko Dotson | 5-11 | 195 | r-Sr. | Daytona Beach, Fla. |

SPECIALISTS

| | | | | | | |
|------|----|------------------|------|-----|-------|----------------------|
| K | 88 | RYAN FITZGERALD | 6-1 | 199 | R-FR. | COOLIDGE, GA. |
| -or- | 37 | PARKER GROTHAUS | 6-2 | 213 | R-JR. | INDIAN LAKE, OHIO |
| P | 49 | ALEX MASTROMANNO | 6-1 | 206 | FR. | MELBOURNE, AUSTRALIA |
| -or- | 30 | TOMMY MARTIN | 5-11 | 188 | JR. | CHESAPEAKE, VA. |
| SNP | 44 | GRANT GLENNON | 6-3 | 233 | R-JR. | TALLAHASSEE, FLA. |
| -or- | 42 | GARRETT MURRAY | 6-0 | 211 | R-SO. | TAMPA, FLA. |
| H | 30 | TOMMY MARTIN | 5-11 | 188 | JR. | CHESAPEAKE, VA. |
| -or- | 49 | ALEX MASTROMANNO | 6-1 | 206 | FR. | MELBOURNE, AUSTRALIA |

RETURNERS

| | | | | | | |
|------|----|--------------------|------|-----|-------|------------------|
| KR | 18 | TRAVIS JAY | 6-2 | 188 | R-FR. | GREENVILLE, FLA. |
| -or- | 29 | ISIAH BOLDEN | 6-2 | 196 | R-SO. | TAMPA, FLA. |
| KR | 0 | JASHAUN CORBIN | 6-0 | 213 | R-SO. | ROCKLEDGE, FLA. |
| -or- | 8 | La'DAMIAN WEBB | 5-8 | 190 | SO. | OPELIKA, ALA. |
| PR | 18 | TRAVIS JAY | 6-2 | 188 | R-FR. | GREENVILLE, FLA. |
| -or- | 26 | ASANTE SAMUEL, JR. | 5-10 | 184 | JR. | SUNRISE, FLA. |
| -or- | 6 | KEYSHAWN HELTON | 5-9 | 171 | JR. | PENSACOLA, FLA. |

CAREER STARTS

| Player | '17 | '18 | '19 | '20 | Ttl | Consec |
|---------------------|-----|-----|-----|-----|-----|--------|
| Carlos Becker III | - | - | 2 | - | 2 | 2 |
| James Blackman | 12 | 1 | 10 | - | 23 | 4 |
| Isaiah Bolden | - | - | 1 | - | 1 | 1 |
| Andrew Boselli | - | - | 2 | - | 2 | - |
| Dennis Briggs, Jr. | - | - | 2 | - | 2 | - |
| DeCalon Brooks | - | 7 | - | - | 7 | - |
| Robert Cooper | - | - | 13 | - | 13 | 13 |
| Akeem Dent | - | - | 5 | - | 5 | - |
| Cory Durden | - | 1 | 12 | - | 13 | - |
| Cyrus Fagan | - | - | 5 | - | 5 | - |
| Amari Gainer | - | - | 9 | - | 9 | 9 |
| Brendan Gant | - | - | 1 | - | 1 | 1 |
| Keyshawn Helton | - | 1 | 4 | - | 5 | - |
| Baveon Johnson | - | - | 11 | - | 11 | 3 |
| Joshua Kaindoh | - | 1 | 1 | - | 2 | - |
| Jaiden Lars-Woodbey | - | 12 | 4 | - | 16 | - |
| Dontae Lucas | - | - | 7 | - | 7 | - |
| D.J. Matthews | 1 | 6 | 9 | - | 16 | 2 |

CAREER STARTS

| Player | '17 | '18 | '19 | '20 | Ttl | Consec |
|--------------------|-----|-----|-----|-----|-----|--------|
| Hamsah Nasirildeen | 2 | 5 | 10 | - | 17 | - |
| Emmett Rice | 1 | - | 9 | - | 10 | 7 |
| Janarius Robinson | - | 8 | 11 | - | 19 | 7 |
| Asante Samuel Jr. | - | 3 | 12 | - | 15 | 2 |
| Brady Scott | - | 6 | 10 | - | 16 | 3 |
| Deonté Sheffield | - | - | 1 | - | 1 | 1 |
| Maurice Smith | - | - | 2 | - | 2 | 1 |
| Tamorrion Terry | - | 11 | 13 | - | 24 | 24 |
| Tru Thompson | - | - | 1 | - | 1 | 1 |
| Leonard Warner III | - | 4 | 12 | - | 16 | 6 |
| Darius Washington | - | - | 3 | - | 3 | - |
| Marvin Wilson | - | 5 | 9 | - | 14 | - |
| Ontaria Wilson | - | 2 | 7 | - | 9 | - |

2020 ROSTER

| No | Name | Pos | Ht | Wt | CI | Hometown/HS/Previous School | ALPHABETICAL ROSTER |
|----|-------------------------|--------|------|-----|------|--|-------------------------------|
| 0 | Jashaun Corbin | RB | 6-0 | 213 | r-SO | Rockledge, Fla./Rockledge/Texas A&M | No Name Pos |
| 0 | Fabien Lovett | DT | 6-4 | 315 | r-SO | Vicksburg, Miss./Olive Branch/Mississippi St. | 43 Keoki Abasial RB |
| 1 | James Blackman | QB | 6-5 | 190 | r-JR | South Bay, Fla./Glades Central | 15 Carlos Becker III DB |
| 1 | Emmett Rice | LB | 6-2 | 220 | r-SR | Miami Gardens, Fla./Norland | 62 Dylan Black OL |
| 3 | Jarvis Brownlee Jr. | DB | 5-11 | 172 | r-FR | Miami Gardens, Fla./Miami Carol City | 1 James Blackman QB |
| 3 | Bryan Robinson | WR | 6-1 | 199 | FR | Boynton Beach, Fla./Palm Beach Central | 47 Carter Boatwright TE |
| 4 | Cyrus Fagan | DB | 6-1 | 186 | SR | Daytona Beach, Fla./Mainland | 29 Isaiah Bolden WR |
| 5 | Hamsah Nasirildeen | DB | 6-4 | 212 | SR | Concord, N.C./Concord | 60 Andrew Boselli OL |
| 5 | Tamorrion Terry | WR | 6-4 | 210 | r-JR | Ashburn, Ga./Turner County | 58 Dennis Briggs Jr. DE |
| 6 | Keyshawn Helton | WR | 5-9 | 171 | JR | Pensacola, Fla./West Florida | 28 DeCalon Brooks LB |
| 6 | Jaiden Lars-Woodbey | DB | 6-3 | 220 | r-SO | Fontana, Calif./St. John Bosco | 3 Jarvis Brownlee Jr. DB |
| 7 | Jarrian Jones | DB | 6-0 | 190 | SO | Magee, Miss./Northwest Rankin/Mississippi St. | 95 Jamarcus Chatman DE |
| 7 | D.J. Matthews | WR | 5-10 | 154 | SR | Jacksonville, Fla./Trinity Christian | 91 Robert Cooper DT |
| 8 | Renardo Green | DB | 6-0 | 185 | SO | Orlando, Fla./Wekiva | 0 Jashaun Corbin RB |
| 8 | La'Damian Webb | RB | 5-8 | 190 | SO | Opelika, Ala./Beauregard/Jones County JC | 48 Caden Cunningham TE |
| 9 | Meiko Dotson | DB | 5-11 | 195 | r-SR | Daytona Beach, Fla./Mainland/FAU | 45 Preston Daniel TE |
| 9 | Lawrance Toafili | RB | 6-0 | 180 | FR | St. Petersburg, Fla./Pinellas Park | 10 DJ Daniels RB |
| 10 | DJ Daniels | RB | 6-2 | 222 | FR | Wilson, N.C./Fike | 22 TJ Davis DE |
| 10 | Kevon Glenn | LB | 6-2 | 229 | r-FR | Riverdale, Ga./Dutchtown | 20 Kalen DeLoach LB |
| 11 | Janarius Robinson | DE | 6-5 | 260 | r-SR | Panama City, Fla./Bay | 27 Akeem Dent DB |
| 11 | Warren Thompson | WR | 6-3 | 201 | r-SO | Seffner, Fla./Armwood | 84 Adarius Dent WR |
| 12 | Chubba Purdy | QB | 6-2 | 210 | FR | Queen Creek, Ariz./Perry | 32 Stephen Dix Jr. LB |
| 12 | Demorie Tate | DB | 6-1 | 189 | FR | Orlando, Fla./Freedom | 9 Meiko Dotson DB |
| 13 | Joshua Kaindoh | DE | 6-7 | 258 | r-JR | Baltimore, Md./IMG Academy (Fla.) | 22 Ja'Khi Douglas RB |
| 13 | Jordan Travis | QB | 6-1 | 200 | r-SO | West Palm Beach, Fla./The Benjamin School/Louisville | 85 Markeston Douglas TE |
| 14 | Jaleel McRae | LB | 6-2 | 233 | SO | New Smyrna Beach, Fla./IMG Academy | 16 Cory Durden DT |
| 14 | Deonté Sheffield | RB | 5-11 | 209 | r-JR | Destin, Fla./Niceville | 69 Robert Elder IV OL |
| 15 | Carlos Becker III | DB | 6-2 | 195 | r-SR | Kissimmee, Fla./Osceola | 15 Gino English QB |
| 15 | Gino English | QB | 6-1 | 186 | r-FR | Winter Park, Fla./Winter Park | 4 Cyrus Fagan DB |
| 16 | Cory Durden | DT | 6-5 | 312 | r-JR | Newberry, Fla./Newberry | 98 Curtis Fann Jr. DE |
| 16 | Corey Wren | RB/ATH | 5-10 | 185 | FR | New Orleans, La./John Curtis Christian | 81 Caleb Faris WR |
| 18 | Travis Jay | DB | 6-2 | 188 | r-FR | Greenville, Fla./Madison County | 88 Ryan Fitzgerald K |
| 18 | Tate Rodemaker | QB | 6-4 | 197 | FR | Valdosta, Ga./Valdosta | 30 Quashon Fuller DE |
| 19 | Wyatt Rector | TE | 6-2 | 236 | r-SO | Leesburg, Fla./Leesburg/Western Michigan | 33 Amari Gainer LB |
| 20 | Kalen DeLoach | LB | 6-1 | 208 | SO | Savannah, Ga./Islands | 44 Brendan Gant DB |
| 21 | Darion Williamson | WR | 6-3 | 180 | FR | Brownsville, Tenn./Haywood | 53 Tyler Gilroy LB |
| 21 | Marvin Wilson | DT | 6-5 | 310 | SR | Houston, Texas/Episcopal | 10 Kevon Glenn LB |
| 22 | Ja'Khi Douglas | RB | 5-9 | 190 | FR | Houma, La./Terrebonne | 44 Grant Glennon LS |
| 22 | TJ Davis | DE | 6-3 | 250 | FR | Metter, Ga./Metter | 61 Jalen Goss OL |
| 23 | Sidney Williams | DB | 6-1 | 198 | FR | New Orleans, La./Vigor (Ala.) | 64 Chris Graham OL |
| 23 | Tre Young | WR | 6-0 | 188 | r-FR | Atlanta, Ga./Riverwood International Charter | 8 Renardo Green DB |
| 24 | Jadarius Green-McKnight | DB | 5-11 | 204 | FR | Fort Myers, Fla./Dunbar | 24 Jadarius Green-McKnight DB |
| 24 | Cedric Vincent | WR | 6-1 | 200 | r-JR | West Palm Beach, Fla./Cardinal Newman | 39 Josh Griffis DE |
| 26 | Bryson Hill | WR | 5-8 | 165 | FR | Tallahassee, Fla./St. John Paul II Catholic | 37 Parker Grothaus K |
| 26 | Asante Samuel Jr. | DB | 5-10 | 184 | JR | Sunrise, Fla./St. Thomas Aquinas | 45 Tylus Hancock DB |
| 27 | Akeem Dent | DB | 6-1 | 180 | SO | Pahokee, Fla./Palm Beach Central | 28 Reggie Harden DE |
| 27 | Fernando Padron | WR | 5-7 | 166 | r-SO | Weston, Fla./Avalon | 6 Keyshawn Helton WR |
| 28 | DeCalon Brooks | LB | 5-10 | 204 | r-JR | Tampa, Fla./Gaither | 78 Ira Henry III OL |
| 28 | Reggie Harden | DE | 6-4 | 177 | FR | Jacksonville, Fla./Raines | 56 Zane Herring OL |
| 29 | Isaiah Bolden | WR | 6-2 | 196 | r-SO | Tampa, Fla./Wesley Chapel | 47 Marshall Hilaman DB |
| 30 | Quashon Fuller | DE | 6-3 | 265 | r-FR | Fort Myers, Fla./Lehigh Senior | 26 Bryson Hill WR |
| 30 | Tommy Martin | P | 5-11 | 188 | r-JR | Chesapeake, Va./Hickory | 48 Jarrett Jackson DE |
| 31 | Raymond Woodie III | DB | 6-0 | 194 | SO | Palmetto, Fla./Florida State University School | 18 Travis Jay DB |
| 32 | Stephen Dix Jr. | LB | 6-2 | 226 | FR | Orlando, Fla./Dr. Phillips | 51 Baveon Johnson OL |
| 33 | Amari Gainer | LB | 6-3 | 215 | r-SO | Tallahassee, Fla./Chiles | 7 Jarrian Jones DB |
| 35 | Leonard Warner III | LB | 6-4 | 234 | SR | Snellville, Ga./Brookwood | 13 Joshua Kaindoh DE |
| 37 | Parker Grothaus | K | 6-2 | 213 | r-JR | Indian Lake, Ohio/Indian Lake | 52 Armani Kerr LB |
| 37 | Marko Skarica | DB | 5-10 | 176 | FR | Tallahassee, Fla./Lincoln | 6 Jaiden Lars-Woodbey DB |
| 38 | Malakai Menzer | LB | 6-1 | 241 | FR | Punta Gorda, Fla./Charlotte | 58 Devontay Love-Taylor OL |
| 38 | Treshaun Ward | RB | 5-10 | 191 | r-FR | Plant City, Fla./Tampa Bay Tech | 0 Fabien Lovett DT |
| 39 | Josh Griffis | DE | 6-4 | 245 | FR | Starke, Fla./IMG Academy | 55 Dontae Lucas OL |
| | | | | | | | 46 DJ Lundy LB |

PRONUNCIATION GUIDE

| | | | | | | | |
|-------------------|--------------|---------------------|------------------|--------------------|---------------|-------------------|----------------|
| DeCALON Brooks | Duh-K-Lynn | Parker GROTHAUS | GROAD-house | JAYTON McCluster | JAY-on | Lawrance TOAFILI | Toe-uh-fill-ee |
| JASHAUN Corbin | JAY-shawn | BAVEON Johnson | Bay-VEE-On | Hamsah NASIRILDEEN | Naz-ril-deen | DARION Williamson | DARE-ee-on |
| JA'KHI Douglas | juh-Ki | JARRIAN Jones | JAR-ee-un | Kentron POITIER | Por-teer | ONTARIA Wilson | on-TAR-ee-uh |
| MARKESTON Douglas | Mar-KEE-ston | Joshua KAINDOH | Cane-Dough | Tate RODEMAKER | ROD-uh-maker | | |
| Cyrus FAGAN | Fay-Ginn | Jaiden Lars-WOODBEY | Wood-bee | DEMORIE Tate | Duh-MORE-ee | | |
| KEVON Glenn | KEY-von | Alex MASTROMANNO | mas-truh-MAHN-oh | TAMORRION Terry | Tuh-MAR-ee-ON | | |

2020 ROSTER

| No | Name | Pos | Ht | Wt | CI | Hometown/HS/Previous School | ALPHABETICAL ROSTER |
|----|----------------------|-----|------|-----|------|--|---------------------------|
| 40 | Ethan Umstead | LB | 6-1 | 223 | r-FR | Lake City, Fla./Columbia | No Name Pos |
| 40 | Jordan Wilson | TE | 6-4 | 250 | r-SR | Nashville, Tenn./Montgomery Bell Academy/UCLA | 30 Tommy Martin P |
| 41 | Ben Ostaszewski | TE | 6-3 | 246 | FR | Cumming, Ga./North Forsyth | 49 Alex Mastromanno P |
| 42 | Garrett Murray | LS | 6-0 | 211 | r-SO | Tampa, Fla./Plant | 7 D.J. Matthews WR |
| 42 | Deonte Williams | DE | 6-1 | 233 | r-SR | Plano, Texas/Prestonwood Christian Academy/Baylor | 43 Jaylon McCluster LB |
| 43 | Keoki Abasial | RB | 5-7 | 167 | r-FR | Clearwater, Fla./Calvary Christian | 87 Camren McDonald TE |
| 43 | Jaylon McCluster | LB | 6-1 | 206 | FR | Largo, Fla./Largo | 55 Derrick McLendon II DE |
| 44 | Brendan Gant | DB | 6-2 | 195 | SO | Lakeland, Fla./Kathleen | 14 Jaleel McRae LB |
| 44 | Grant Glennon | LS | 6-3 | 233 | r-JR | Tallahassee, Fla./Lincoln | 38 Malakai Menzer LB |
| 45 | Preston Daniel | TE | 6-4 | 235 | FR | Memphis, Tenn./Evangelical Christian | 42 Garrett Murray LS |
| 45 | Tylus Hancock | DB | 6-0 | 213 | r-SO | Marietta, Ga./Lassiter/Louisville | 5 Hamsah Nasirildeen DB |
| 46 | DJ Lundy | LB | 6-1 | 244 | FR | Ocala, Fla./Irwin County | 71 Chaz Neal OL |
| 46 | David Stickle | TE | 6-3 | 239 | FR | Pace, Fla./Pace | 63 Cole Newsome OL |
| 47 | Carter Boatwright | TE | 6-4 | 231 | FR | Moultrie, Ga./Colquitt County | 51 Chase Oliver LB |
| 47 | Marshall Hilaman | DB | 6-0 | 202 | r-JR | Tallahassee, Fla./The First Academy/Southeastern Univ. | 41 Ben Ostaszewski TE |
| 48 | Caden Cunningham | TE | 6-1 | 215 | FR | Lakeland, Fla./Lake Gibson | 27 Fernando Padron WR |
| 48 | Jarrett Jackson | DE | 6-6 | 296 | r-SO | Riviera Beach, Fla./Palm Beach Gardens/Louisville | 88 Kentron Poitier WR |
| 49 | Alex Mastromanno | P | 6-1 | 206 | FR | Melbourne, Australia/Brighton Grammar | 12 Chubba Purdy QB |
| 51 | Baveon Johnson | OL | 6-3 | 307 | r-SR | Lakeland, Fla./Lake Gibson | 99 Malcolm Ray DT |
| 51 | Chase Oliver | LB | 6-1 | 202 | FR | Ocala, Fla./Trinity Catholic | 19 Wyatt Rector TE |
| 52 | Armani Kerr | LB | 5-11 | 230 | r-SR | Miami, Fla./Miami Jackson | 1 Emmett Rice LB |
| 52 | Robert Scott, Jr. | OL | 6-5 | 305 | FR | Conway, Ark./Conway | 3 Bryan Robinson WR |
| 53 | Tyler Gilroy | LB | 5-11 | 243 | r-JR | St. Augustine, Fla./Bartram Trail | 11 Janarius Robinson DE |
| 53 | Maurice Smith | OL | 6-3 | 286 | r-FR | Miami, Fla./Miami Central | 18 Tate Rodemaker QB |
| 55 | Dontae Lucas | OL | 6-3 | 315 | SO | Overtown, Fla./IMG Academy | 26 Asante Samuel Jr. DE |
| 55 | Derrick McLendon II | DE | 6-4 | 244 | r-FR | Decatur, Ga./Tucker | 59 Brady Scott OL |
| 56 | Zane Herring | OL | 6-5 | 312 | FR | Madison, Fla./Madison County | 52 Robert Scott Jr. OL |
| 58 | Dennis Briggs Jr. | DE | 6-4 | 272 | r-SO | Kissimmee, Fla./Gateway | 86 Parker Self WR |
| 58 | Devontay Love-Taylor | OL | 6-4 | 308 | r-SR | Trinity, Fla./Mitchell/FIU | 97 Aidan Shahriari K |
| 59 | Brady Scott | OL | 6-6 | 317 | r-JR | Powder Springs, Ga./Mount Paran Christian | 14 Deonté Sheffield RB |
| 60 | Andrew Boselli | OL | 6-5 | 321 | r-SR | Jacksonville, Fla./Episcopal | 67 Thomas Shrader OL |
| 61 | Jalen Goss | OL | 6-7 | 267 | r-SO | Valdosta, Ga./Lowndes | 93 Jeb Shrader LB |
| 62 | Dylan Black | OL | 6-2 | 265 | FR | Leesburg, Fla./Leesburg | 37 Marko Skarica DB |
| 63 | Cole Newsome | OL | 6-0 | 250 | FR | Orlando, Fla./Bishop Moore | 53 Maurice Smith OL |
| 64 | Chris Graham | OL | 6-3 | 323 | FR | Jacksonville, Fla./Sandalwood | 46 David Stickle TE |
| 67 | Thomas Shrader | OL | 6-5 | 283 | FR | Venice, Fla./Venice | 12 Demorie Tate DB |
| 69 | Robert Elder IV | OL | 6-2 | 257 | r-SO | Stuart, Fla./Jensen Beach | 5 Tamorrion Terry WR |
| 70 | Lloyd Willis | OL | 6-7 | 310 | FR | Miami, Fla./Killian | 11 Warren Thompson WR |
| 71 | Chaz Neal | OL | 6-7 | 296 | r-SO | Zephyrhills, Fla./Wesley Chapel | 90 Tru Thompson DT |
| 74 | Jay Williams | OL | 6-6 | 304 | r-SR | Moreno Valley, Calif./Nuview Bridge Early College HS/Grossmont | 9 Lawrance Toafili RB |
| 76 | Darius Washington | OL | 6-4 | 301 | r-FR | Pensacola, Fla./West Florida | 13 Jordan Travis QB |
| 78 | Ira Henry III | OL | 6-4 | 305 | r-FR | St. Louis, Mo./Trinity Catholic | 40 Ethan Umstead LB |
| 80 | Ontaria Wilson | WR | 6-0 | 174 | r-JR | Ashburn, Ga./Turner County | 24 Cedric Vincent WR |
| 81 | Caleb Faris | WR | 5-8 | 165 | r-FR | Tampa, Fla./Plant | 38 Treshaun Ward RB |
| 82 | Austin White | TE | 6-5 | 242 | r-FR | Tampa, Fla./Tampa Catholic | 89 Caleb Ward WR |
| 83 | Jordan Young | WR | 6-2 | 208 | r-SO | Conyers, Ga./Heritage | 35 Leonard Warner III LB |
| 84 | Adarius Dent | WR | 6-1 | 173 | JR | Pahokee, Fla./Pahokee | 76 Darius Washington OL |
| 85 | Markeston Douglas | TE | 6-4 | 255 | FR | Brownsville, Tenn./Haywood | 8 La'Damian Webb RB |
| 86 | Parker Self | WR | 6-1 | 186 | FR | Hiram, Ga./South Paulding | 82 Austin White TE |
| 87 | Camren McDonald | TE | 6-4 | 238 | JR | Long Beach, Calif./Long Beach Poly | 23 Sidney Williams DB |
| 88 | Ryan Fitzgerald | K | 6-1 | 199 | r-FR | Coolidge, Ga./Colquitt County | 42 Deonte Williams DE |
| 88 | Kentron Poitier | WR | 6-3 | 200 | FR | Coconut Grove, Fla./Miami Palmetto | 74 Jay Williams OL |
| 89 | Caleb Ward | WR | 6-1 | 172 | r-SO | Pensacola, Fla./Booker T. Washington | 21 Darion Williamson WR |
| 90 | Tru Thompson | DT | 6-0 | 304 | SO | Loganville, Ga./Grayson | 70 Lloyd Willis OL |
| 91 | Robert Cooper | DT | 6-2 | 332 | JR | Lilburn, Ga./South Gwinnett | 21 Marvin Wilson DT |
| 93 | Jeb Shrader | LB | 6-2 | 185 | FR | Venice, Fla./Venice | 40 Jordan Wilson TE |
| 95 | Jamarcus Chatman | DE | 6-2 | 273 | r-SO | Rome, Ga./Rome | 80 Ontario Wilson WR |
| 97 | Aidan Shahriari | K | 5-11 | 179 | FR | Clearwater, Fla./Calvary Christian | 31 Raymond Woodie III LB |
| 98 | Curtis Fann Jr. | DE | 6-3 | 254 | r-FR | Stillmore, Ga./Emanuel County Institute | 16 Corey Wren RB/ATH |
| 99 | Malcolm Ray | DT | 6-2 | 275 | r-FR | Miami Gardens, Fla./Miami Carol City | 23 Tre Young WR |
| | | | | | | | 83 Jordan Young WR |

PRONUNCIATION GUIDE

| | | | | | | | |
|-------------------|--------------|---------------------|------------------|--------------------|---------------|-------------------|----------------|
| DeCALON Brooks | Duh-K-Lynn | Parker GROTHAUS | GROAD-house | JAYLON McCluster | JAY-on | Lawrance TOAFILI | Toe-uh-fill-ee |
| JASHAUN Corbin | JAY-shawn | BAVEON Johnson | Bay-VEE-on | Hamsah NASIRILDEEN | Naz-ril-deen | DARION Williamson | DARE-ee-on |
| JAYKHI Douglas | juh-Ki | JARRIAN Jones | JAR-ee-un | Kentron POITIER | Por-teer | ONTARIA Wilson | on-TAR-ee-uh |
| MARKESTON Douglas | Mar-KEE-ston | Joshua KAINDOH | Cane-Dough | Tate RODEMAKER | ROD-uh-maker | | |
| Cyrus FAGAN | Fay-Ginn | Jaiden Lars-WOODBEY | Wood-bee | DEMORIE Tate | Duh-MORE-ee | | |
| KEVON Glenn | KEY-von | Alex MASTROMANNO | mas-truh-MAHN-oh | TAMORRION Terry | Tuh-MAR-ee-ON | | |

PLAYER BIOS: OFFENSE

(click name for full bio)

**JAMES BLACKMAN**

No. 1
QB
6-5 • 195
R-JR • South Bay, Fla.

PASSING

| YR. | G | COM | ATT | PCT | YDS | TD | INT | LG | AVG/G |
|------|----|-----|-----|------|-------|----|-----|----|-------|
| 2017 | 13 | 173 | 297 | 58.2 | 2,230 | 19 | 11 | 60 | 171.5 |
| 2018 | 4 | 33 | 51 | 64.7 | 510 | 5 | 1 | 73 | 127.5 |
| 2019 | 12 | 184 | 292 | 63.0 | 2,339 | 17 | 11 | 91 | 194.9 |
| 2020 | 0 | 0 | 0 | 0.0 | 0 | 0 | 0 | 0 | 0.0 |
| TOT | 29 | 390 | 640 | 60.9 | 5,079 | 41 | 23 | 91 | 175.1 |

RUSHING

| YR. | G | RUSH | YDS | AVG | TD | LG | AVG/G |
|------|----|------|-------|--------|----|----|--------|
| 2017 | 13 | 65 | (-32) | (-0.5) | 0 | 21 | (-2.5) |
| 2018 | 4 | 11 | (-26) | (-2.4) | 0 | 9 | (-6.5) |
| 2019 | 12 | 68 | 41 | 0.6 | 1 | 35 | 3.4 |
| 2020 | 0 | 0 | 0 | 0.0 | 0 | 0 | 0.0 |
| TOT | 29 | 144 | (-17) | (-0.1) | 1 | 35 | (-0.6) |

**CARTER BOATWRIGHT**

No. 47
TE
6-4 • 231
FR • Moultrie, Ga.

RECEIVING

| YR. | G | REC | YDS | AVG | TD | LG | AVG/G |
|------|---|-----|-----|-----|----|----|-------|
| 2020 | 0 | 0 | 0 | 0.0 | 0 | 0 | 0.0 |
| TOT | | | | | | | |

**ISAIAH BOLDEN**

No. 29
WR
6-2 • 196
R-SO • Tampa, Fla.

RECEIVING

| YR. | G | REC | YDS | AVG | TD | LG | AVG/G |
|------|---|-----|-----|-----|----|----|-------|
| 2020 | 0 | 0 | 0 | 0.0 | 0 | 0 | 0.0 |
| TOT | | | | | | | |

DEFENSE

| YR. | G | UA | A | TOT | TFL-YDS | PBU | FF | FR | INT | SACKS |
|------|----|----|---|-----|---------|-----|----|----|-----|-------|
| 2018 | 1 | 0 | 0 | 0 | 0.0-0 | 0 | 0 | 0 | 0 | 0.0-0 |
| 2019 | 13 | 5 | 4 | 9 | 0.0-0 | 2 | 0 | 0 | 1 | 0.0-0 |
| 2020 | 0 | 0 | 0 | 0 | 0.0-0 | 0 | 0 | 0 | 0 | 0.0-0 |
| TOT | 14 | 5 | 4 | 9 | 0.0-0 | 2 | 0 | 0 | 1 | 0.0-0 |

KICKOFF RETURNS

| YR. | G | RET | YDS | AVG | TD | LG | AVG/G |
|------|----|-----|-----|------|----|----|-------|
| 2018 | 1 | 0 | 0 | 0.0 | 0 | 0 | 0.0 |
| 2019 | 13 | 6 | 156 | 26.0 | 0 | 41 | 12.0 |
| 2020 | 0 | 0 | 0 | 0.0 | 0 | 0 | 0.0 |
| TOT | 14 | 6 | 156 | 26.0 | 0 | 41 | 11.1 |

**JASHAUN CORBIN**

No. 0
RB
6-0 • 213
R-SO • Rockledge, Fla.

RUSHING

| YR. | G | RUSH | YDS | AVG | TD | LG | AVG/G |
|-------|----|------|-----|-----|----|----|-------|
| 2018* | 12 | 61 | 346 | 5.7 | 1 | 35 | 28.8 |
| 2019* | 2 | 35 | 137 | 3.9 | 1 | 20 | 68.5 |
| 2020 | 0 | 0 | 0 | 0.0 | 0 | 0 | 0.0 |
| TOT | 14 | 96 | 483 | 5.1 | 2 | 35 | 34.5 |


RECEIVING

| YR. | G | REC | YDS | AVG | TD | LG | AVG/G |
|-------|----|-----|-----|-----|----|----|-------|
| 2018* | 12 | 10 | 85 | 8.5 | 0 | 16 | 7.1 |
| 2019* | 2 | 6 | 16 | 2.7 | 1 | 5 | 8.0 |
| 2020 | 0 | 0 | 0 | 0.0 | 0 | 0 | 0.0 |
| TOT | 14 | 16 | 101 | 6.3 | 1 | 16 | 7.2 |

KICKOFF RETURNS

| YR. | G | RET | YDS | AVG | TD | LG | AVG/G |
|-------|----|-----|-----|------|----|-----|-------|
| 2018* | 12 | 14 | 422 | 30.1 | 1 | 100 | 35.2 |
| 2019* | 2 | 1 | 19 | 19.0 | 0 | 19 | 19.0 |
| 2020 | 0 | 0 | 0 | 0.0 | 0 | 0 | 0.0 |
| TOT | 14 | 15 | 441 | 29.4 | 1 | 100 | 31.5 |

*at Texas A&M

**ADARIUS DENT**

No. 84
WR
6-1 • 173
JR • Pahokee, Fla.

RECEIVING

| YR. | G | REC | YDS | AVG | TD | LG | AVG/G |
|------|----|-----|------|--------|----|----|--------|
| 2018 | 7 | 0 | 0 | 0.0 | 0 | 0 | 0.0 |
| 2019 | 7 | 2 | (-2) | (-1.0) | 0 | 3 | (-0.3) |
| 2020 | 0 | 0 | 0 | 0.0 | 0 | 0 | 0.0 |
| TOT | 14 | 2 | (-2) | (-1.0) | 0 | 3 | (-0.1) |

**Ja'KHI DOUGLAS**

No. 22
RB
5-9 • 190
FR • Houma, La.

RUSHING

| YR. | G | RUSH | YDS | AVG | TD | LG | AVG/G |
|------|---|------|-----|-----|----|----|-------|
| 2020 | 0 | 0 | 0 | 0.0 | 0 | 0 | 0.0 |
| TOT | | | | | | | |

RECEIVING

| YR. | G | REC | YDS | AVG | TD | LG | AVG/G |
|------|---|-----|-----|-----|----|----|-------|
| 2020 | 0 | 0 | 0 | 0.0 | 0 | 0 | 0.0 |
| TOT | | | | | | | |

**KEYSHAWN HELTON**

No. 6
WR
5-9 • 171
JR • Pensacola, Fla.

RECEIVING

| YR. | G | REC | YDS | AVG | TD | LG | AVG/G |
|------|----|-----|-----|------|----|----|-------|
| 2018 | 11 | 11 | 176 | 16.0 | 1 | 73 | 16.0 |
| 2019 | 6 | 17 | 239 | 14.1 | 3 | 58 | 39.8 |
| 2020 | 0 | 0 | 0 | 0.0 | 0 | 0 | 0.0 |
| TOT | 17 | 28 | 415 | 14.8 | 4 | 73 | 24.4 |

RUSHING

| YR. | G | RUSH | YDS | AVG | TD | LG | AVG/G |
|------|----|------|-----|-----|----|----|-------|
| 2018 | 11 | 1 | 2 | 2.0 | 0 | 2 | 0.2 |
| 2019 | 6 | 2 | 19 | 9.5 | 0 | 14 | 3.2 |
| 2020 | 0 | 0 | 0 | 0.0 | 0 | 0 | 0.0 |
| TOT | 17 | 3 | 21 | 7.0 | 0 | 14 | 1.2 |

KICKOFF RETURNS

| YR. | G | RET | YDS | AVG | TD | LG | AVG/G |
|------|----|-----|-----|------|----|----|-------|
| 2018 | 11 | 9 | 196 | 21.8 | 0 | 35 | 17.8 |
| 2019 | 6 | 8 | 228 | 28.5 | 0 | 58 | 35.0 |
| 2020 | 0 | 0 | 0 | 0.0 | 0 | 0 | 0.0 |
| TOT | 17 | 17 | 424 | 24.9 | 0 | 58 | 24.9 |

**D.J. MATTHEWS**

No. 7
WR
5-10 • 154
SR • Jacksonville, Fla.

RECEIVING

| YR. | G | REC | YDS | AVG | TD | LG | AVG/G |
|------|----|-----|-----|------|----|----|-------|
| 2017 | 11 | 6 | 72 | 12.0 | 1 | 27 | 6.5 |
| 2018 | 12 | 42 | 382 | 9.1 | 1 | 31 | 31.8 |
| 2019 | 12 | 36 | 355 | 9.9 | 3 | 60 | 29.6 |
| 2020 | 0 | 0 | 0 | 0.0 | 0 | 0 | 0.0 |
| TOT | 35 | 84 | 809 | 9.6 | 5 | 60 | 23.1 |

RUSHING


| YR. | G | RUSH | YDS | AVG | TD | LG | AVG/G |
|------|----|------|-----|-----|----|----|-------|
| 2017 | 11 | 0 | 0 | 0.0 | 0 | 0 | 0.0 |
| 2018 | 12 | 2 | 0 | 0.0 | 0 | 9 | 0.0 |
| 2019 | 12 | 4 | 18 | 4.5 | 0 | 10 | 1.5 |
| 2020 | 0 | 0 | 0 | 0.0 | 0 | 0 | 0.0 |
| TOT | 35 | 6 | 18 | 3.0 | 0 | 10 | 0.5 |

PUNT RETURNS

| YR. | G | RET | YDS | AVG | TD | LG | AVG/G |
|------|----|-----|-----|------|----|----|-------|
| 2017 | 11 | 18 | 200 | 11.1 | 0 | 47 | 18.2 |
| 2018 | 12 | 19 | 257 | 13.5 | 1 | 74 | 21.4 |
| 2019 | 12 | 19 | 125 | 6.6 | 0 | 26 | 10.4 |
| 2020 | 0 | 0 | 0 | 0.0 | 0 | 0 | 0.0 |
| TOT | 35 | 56 | 582 | 10.4 | 1 | 74 | 16.6 |

KICKOFF RETURNS

| YR. | G | RET | YDS | AVG | TD | LG | AVG/G |
|------|----|-----|-----|------|----|----|-------|
| 2017 | 11 | 1 | 37 | 37.0 | 0 | 37 | 3.4 |
| 2018 | 12 | 0 | 0 | 0.0 | 0 | 0 | 0.0 |
| 2019 | 12 | 0 | 0 | 0.0 | 0 | 0 | 0.0 |
| 2020 | 0 | 0 | 0 | 0.0 | 0 | 0 | 0.0 |
| TOT | 35 | 1 | 37 | 37.0 | 0 | 37 | 1.1 |

**CAMREN McDONALD**

No. 87
TE
6-4 • 238
JR • Long Beach, Calif.

RECEIVING

| YR. | G | REC | YDS | AVG | TD | LG | AVG/G |
|------|----|-----|-----|-----|----|----|-------|
| 2018 | 11 | 0 | 0 | 0.0 | 0 | 0 | 0.0 |
| 2019 | 13 | 6 | 43 | 7.2 | 0 | 24 | 3.3 |
| 2020 | 0 | 0 | 0 | 0.0 | 0 | 0 | 0.0 |
| TOT | 24 | 6 | 43 | 7.2 | 0 | 24 | 1.8 |

PLAYER BIOS: OFFENSE

(click name for full bio)

**KENTRON POITIER**

No. 88
WR
6-3 • 200
FR • Coconut Grove, Fla.

RECEIVING

| YR. | G | REC | YDS | AVG | TD | LG | AVG/G |
|------|---|-----|-----|-----|----|----|-------|
| 2020 | 0 | 0 | 0 | 0.0 | 0 | 0 | 0.0 |
| TOT | | | | | | | |

**CHUBBA PURDY**

No. 12
QB
6-2 • 210
FR • Queen Creek, Ariz.

PASSING

| YR. | G | COM | ATT | PCT | YDS | TD | INT | LG | AVG/G |
|------|---|-----|-----|-----|-----|----|-----|----|-------|
| 2020 | 0 | 0 | 0 | 0.0 | 0 | 0 | 0 | 0 | 0.0 |
| TOT | | | | | | | | | |

RUSHING

| YR. | G | RUSH | YDS | AVG | TD | LG | AVG/G |
|------|---|------|-----|-----|----|----|-------|
| 2020 | 0 | 0 | 0 | 0.0 | 0 | 0 | 0.0 |
| TOT | | | | | | | |

**WYATT RECTOR**

No. 19
TE
6-2 • 236
R-SO • Leesburg, Fla.

RECEIVING

| YR. | G | REC | YDS | AVG | TD | LG | AVG/G |
|------|---|-----|-----|-----|----|----|-------|
| 2020 | 0 | 0 | 0 | 0.0 | 0 | 0 | 0.0 |
| TOT | | | | | | | |

**BRYAN ROBINSON**

No. 3
WR
6-1 • 199
FR • Boynton Beach, Fla.

RECEIVING

| YR. | G | REC | YDS | AVG | TD | LG | AVG/G |
|------|---|-----|-----|-----|----|----|-------|
| 2020 | 0 | 0 | 0 | 0.0 | 0 | 0 | 0.0 |
| TOT | | | | | | | |

**TATE RODEMAKER**

No. 18
QB
6-4 • 197
FR • Valdosta, Ga.

PASSING

| YR. | G | COM | ATT | PCT | YDS | TD | INT | LG | AVG/G |
|------|---|-----|-----|-----|-----|----|-----|----|-------|
| 2020 | 0 | 0 | 0 | 0.0 | 0 | 0 | 0 | 0 | 0.0 |
| TOT | | | | | | | | | |

RUSHING

| YR. | G | RUSH | YDS | AVG | TD | LG | AVG/G |
|------|---|------|-----|-----|----|----|-------|
| 2020 | 0 | 0 | 0 | 0.0 | 0 | 0 | 0.0 |
| TOT | | | | | | | |

**DEONTÉ SHEFFIELD**

No. 14
RB
5-11 • 209
R-JR • Destin, Fla.

RUSHING

| YR. | G | RUSH | YDS | AVG | TD | LG | AVG/G |
|------|---|------|-----|-----|----|----|-------|
| 2019 | 4 | 27 | 135 | 5.0 | 1 | 17 | 33.8 |
| 2020 | 0 | 0 | 0 | 0.0 | 0 | 0 | 0.0 |
| TOT | 4 | 27 | 135 | 5.0 | 1 | 17 | 33.8 |

**TAMORRION TERRY**

No. 5
WR
6-4 • 210
R-JR • Ashburn, Ga.

RECEIVING

| YR. | G | REC | YDS | AVG | TD | LG | AVG/G |
|------|----|-----|-------|------|----|----|-------|
| 2018 | 12 | 35 | 744 | 21.3 | 8 | 78 | 62.0 |
| 2019 | 13 | 60 | 1,188 | 19.8 | 9 | 91 | 91.4 |
| 2020 | 0 | 0 | 0 | 0.0 | 0 | 0 | 0.0 |
| TOT | 25 | 95 | 1,932 | 20.3 | 17 | 91 | 77.3 |

**WARREN THOMPSON**

No. 11
WR
6-3 • 201
R-SO • Seffner, Fla.

RECEIVING

| YR. | G | REC | YDS | AVG | TD | LG | AVG/G |
|------|----|-----|-----|------|----|----|-------|
| 2018 | 4 | 0 | 0 | - | 0 | - | - |
| 2019 | 6 | 6 | 91 | 15.2 | 0 | 51 | 15.2 |
| 2020 | 0 | 0 | 0 | 0.0 | 0 | 0 | 0.0 |
| TOT | 10 | 6 | 91 | 15.2 | 0 | 51 | 9.1 |

**LAWRANCE TOAFILI**

No. 9
RB
6-0 • 180
FR • St. Petersburg, Fla.

RUSHING

| YR. | G | RUSH | YDS | AVG | TD | LG | AVG/G |
|------|---|------|-----|-----|----|----|-------|
| 2020 | 0 | 0 | 0 | 0.0 | 0 | 0 | 0.0 |
| TOT | | | | | | | |

RECEIVING

| YR. | G | REC | YDS | AVG | TD | LG | AVG/G |
|------|---|-----|-----|-----|----|----|-------|
| 2020 | 0 | 0 | 0 | 0.0 | 0 | 0 | 0.0 |
| TOT | | | | | | | |

**JORDAN TRAVIS**

No. 13
QB
6-1 • 200
R-SO • West Palm Beach, Fla.

PASSING

| YR. | G | COM | ATT | PCT | YDS | TD | INT | LG | AVG/G |
|-------|---|-----|-----|------|-----|----|-----|----|-------|
| 2018* | 3 | 4 | 14 | 28.6 | 71 | 1 | 1 | 31 | 23.6 |
| 2019 | 4 | 6 | 11 | 54.5 | 79 | 0 | 0 | 63 | 19.8 |
| 2020 | 0 | 0 | 0 | 0.0 | 0 | 0 | 0 | 0 | 0.0 |
| TOT | 7 | 10 | 25 | 40.0 | 150 | 1 | 1 | 63 | 21.4 |

RUSHING

| YR. | G | RUSH | YDS | AVG | TD | LG | AVG/G |
|-------|---|------|-----|-----|----|----|-------|
| 2018* | 3 | 8 | 40 | 5.0 | 0 | 25 | 13.3 |
| 2019 | 4 | 23 | 228 | 9.9 | 3 | 66 | 57.0 |
| 2020 | 0 | 0 | 0 | 0.0 | 0 | 0 | 0.0 |
| TOT | 7 | 31 | 268 | 8.6 | 3 | 66 | 38.3 |

*at Louisville

**TRESHAUN WARD**

No. 38
RB
5-10 • 191
R-FR • Plant City, Fla.

RUSHING

| YR. | G | RUSH | YDS | AVG | TD | LG | AVG/G |
|------|---|------|-----|-----|----|----|-------|
| 2019 | 2 | 10 | 44 | 4.4 | 0 | 11 | 22.0 |
| 2020 | 0 | 0 | 0 | 0.0 | 0 | 0 | 0.0 |
| TOT | 2 | 10 | 44 | 4.4 | 0 | 11 | 22.0 |

**La'DAMIAN WEBB**


No. 8
RB
5-8 • 190
SO • Opelika, Ala.

RUSHING

| YR. | G | RUSH | YDS | AVG | TD | LG | AVG/G |
|------|---|------|-----|-----|----|----|-------|
| 2020 | 0 | 0 | 0 | 0.0 | 0 | 0 | 0.0 |
| TOT | | | | | | | |

RECEIVING

| YR. | G | REC | YDS | AVG | TD | LG | AVG/G |
|------|---|-----|-----|-----|----|----|-------|
| 2020 | 0 | 0 | 0 | 0.0 | 0 | 0 | 0.0 |
| TOT | | | | | | | |

**DARION WILLIAMSON**

No. 21
WR
6-3 • 180
FR • Brownsville, Tenn.

RECEIVING

| YR. | G | REC | YDS | AVG | TD | LG | AVG/G |
|------|---|-----|-----|-----|----|----|-------|
| 2020 | 0 | 0 | 0 | 0.0 | 0 | 0 | 0.0 |
| TOT | | | | | | | |

**ONTARIA WILSON**

No. 80
WR
6-0 • 174
R-JR • Ashburn, Ga.

RECEIVING

| YR. | G | REC | YDS | AVG | TD | LG | AVG/G |
|------|----|-----|-----|------|----|----|-------|
| 2018 | 11 | 4 | 35 | 8.8 | 0 | 12 | 3.2 |
| 2019 | 8 | 21 | 227 | 10.8 | 1 | 40 | 28.4 |
| 2020 | 0 | 0 | 0 | 0.0 | 0 | 0 | 0.0 |
| TOT | 19 | 25 | 262 | 10.5 | 1 | 40 | 13.8 |

RUSHING

| YR. | G | RUSH | YDS | AVG | TD | LG | AVG/G |
|------|----|------|-----|-----|----|----|-------|
| 2018 | 11 | 0 | 0 | 0.0 | 0 | 0 | 0.0 |
| 2019 | 8 | 2 | 15 | 7.5 | 1 | 12 | 1.9 |
| 2020 | 0 | 0 | 0 | 0.0 | 0 | 0 | 0.0 |
| TOT | 19 | 2 | 15 | 7.5 | 1 | 12 | 0.8 |

PLAYER BIOS: OFFENSE

(click name for full bio)

**COREY WREN**

No. 16
RB/ATH
5-10 • 185
FR • New Orleans, La.

RUSHING

| YR. | G | RUSH | YDS | AVG | TD | LG | AVG/G |
|------|---|------|-----|-----|----|----|-------|
| 2020 | 0 | 0 | 0 | 0.0 | 0 | 0 | 0.0 |
| TOT | | | | | | | |

RECEIVING

| YR. | G | REC | YDS | AVG | TD | LG | AVG/G |
|------|---|-----|-----|-----|----|----|-------|
| 2020 | 0 | 0 | 0 | 0.0 | 0 | 0 | 0.0 |
| TOT | | | | | | | |

**JORDAN YOUNG**

No. 83
WR
6-2 • 208
R-SO • Conyers, Ga.

RECEIVING

| YR. | G | REC | YDS | AVG | TD | LG | AVG/G |
|------|----|-----|-----|------|----|----|-------|
| 2019 | 13 | 4 | 61 | 15.2 | 0 | 29 | 4.7 |
| 2020 | 0 | 0 | 0 | 0.0 | 0 | 0 | 0.0 |
| TOT | 13 | 4 | 61 | 15.2 | 0 | 29 | 4.7 |

PLAYER BIOS: DEFENSE

(click name for full bio)

**CARLOS BECKER III**

No. 15
DB
6-2 • 195
R-SR • Kissimmee, Fla.

DEFENSE

| YR. | G | UA | A | TOT | TFL-YDS | PBU | FF | FR | INT | SACKS |
|------|----|----|----|-----|---------|-----|----|----|-----|--------|
| 2016 | 12 | 2 | 3 | 5 | 0.0-0 | 0 | 0 | 0 | 1 | 0.0-0 |
| 2017 | 9 | 5 | 2 | 7 | 0.0-0 | 0 | 0 | 0 | 0 | 0.0-0 |
| 2019 | 10 | 13 | 8 | 21 | 2.0-15 | 0 | 1 | 0 | 0 | 2.0-15 |
| 2020 | 0 | 0 | 0 | 0 | 0.0-0 | 0 | 0 | 0 | 0 | 0.0-0 |
| TOT | 31 | 20 | 13 | 33 | 2.0-15 | 0 | 1 | 0 | 1 | 2.0-15 |

**DeCALON BROOKS**

No. 28
LB
5-10 • 204
R-JR • Tampa, Fla.

DEFENSE

| YR. | G | UA | A | TOT | TFL-YDS | PBU | FF | FR | INT | SACKS |
|------|----|----|----|-----|---------|-----|----|----|-----|-------|
| 2018 | 11 | 17 | 29 | 46 | 3.0-11 | 2 | 1 | 1 | 0 | 1.0-8 |
| 2019 | 11 | 7 | 8 | 15 | 0.0-0 | 0 | 0 | 0 | 0 | 0.0-0 |
| 2020 | 0 | 0 | 0 | 0 | 0.0-0 | 0 | 0 | 0 | 0 | 0.0-0 |
| TOT | 22 | 24 | 37 | 61 | 3.0-11 | 2 | 1 | 1 | 0 | 1.0-8 |

**JARVIS BROWNLEE, JR.**

No. 3
DB
5-11 • 172
R-FR • Miami Gardens, Fla.

DEFENSE

| YR. | G | UA | A | TOT | TFL-YDS | PBU | FF | FR | INT | SACKS |
|------|---|----|---|-----|---------|-----|----|----|-----|-------|
| 2019 | 4 | 1 | 0 | 1 | 0.0-0 | 0 | 0 | 0 | 0 | 0.0-0 |
| 2020 | 0 | 0 | 0 | 0 | 0.0-0 | 0 | 0 | 0 | 0 | 0.0-0 |
| TOT | 4 | 1 | 0 | 1 | 0.0-0 | 0 | 0 | 0 | 0 | 0.0-0 |

**ROBERT COOPER**

No. 91
DT
6-2 • 332
JR • Lilburn, Ga.

DEFENSE

| YR. | G | UA | A | TOT | TFL-YDS | PBU | FF | FR | BLK | SACKS |
|------|----|----|----|-----|---------|-----|----|----|-----|-------|
| 2018 | 11 | 3 | 7 | 10 | 0.5-1 | 0 | 0 | 0 | 0 | 0.0-0 |
| 2019 | 13 | 18 | 22 | 40 | 5.0-14 | 1 | 0 | 1 | 0 | 2.0-4 |
| 2020 | 0 | 0 | 0 | 0 | 0.0-0 | 0 | 0 | 0 | 0 | 0.0-0 |
| TOT | 24 | 21 | 29 | 50 | 5.5-15 | 1 | 0 | 1 | 0 | 2.0-4 |

**TJ DAVIS**

No. 22
DE
6-3 • 250
FR • Metter, Ga.

DEFENSE

| YR. | G | UA | A | TOT | TFL-YDS | PBU | FF | FR | BLK | SACKS |
|------|---|----|---|-----|---------|-----|----|----|-----|-------|
| 2020 | 0 | 0 | 0 | 0 | 0.0-0 | 0 | 0 | 0 | 0 | 0.0-0 |
| TOT | | | | | | | | | | |

**KALEN DeLOACH**

No. 20
LB
6-1 • 208
SO • Savannah, Ga.

DEFENSE

| YR. | G | UA | A | TOT | TFL-YDS | PBU | FF | FR | BLK | SACKS |
|------|---|----|---|-----|---------|-----|----|----|-----|-------|
| 2019 | 8 | 2 | 1 | 3 | 0.0-0 | 0 | 0 | 0 | 0 | 0.0-0 |
| 2020 | 0 | 0 | 0 | 0 | 0.0-0 | 0 | 0 | 0 | 0 | 0.0-0 |
| TOT | 8 | 2 | 1 | 3 | 0.0-0 | 0 | 0 | 0 | 0 | 0.0-0 |

**AKEEM DENT**

No. 27
DB
6-1 • 180
SO • Pahokee, Fla.

DEFENSE

| YR. | G | UA | A | TOT | TFL-YDS | PBU | FF | FR | BLK | SACKS |
|------|----|----|----|-----|---------|-----|----|----|-----|-------|
| 2019 | 13 | 21 | 14 | 35 | 1.5-3 | 7 | 0 | 0 | 0 | 0.0-0 |
| 2020 | 0 | 0 | 0 | 0 | 0.0-0 | 0 | 0 | 0 | 0 | 0.0-0 |
| TOT | 13 | 21 | 14 | 35 | 1.5-3 | 7 | 0 | 0 | 0 | 0.0-0 |

**STEPHEN DIX, JR.**

No. 32
LB
6-2 • 226
FR • Orlando, Fla.

DEFENSE

| YR. | G | UA | A | TOT | TFL-YDS | PBU | FF | FR | BLK | SACKS |
|------|---|----|---|-----|---------|-----|----|----|-----|-------|
| 2020 | 0 | 0 | 0 | 0 | 0.0-0 | 0 | 0 | 0 | 0 | 0.0-0 |
| TOT | | | | | | | | | | |

**MEIKO DOTSON**

No. 9
DB
5-11 • 195
R-SR • Daytona Beach, Fla.

DEFENSE

| YR. | G | UA | A | TOT | TFL-YDS | PBU | FF | FR | INT | SACKS |
|-------|----|----|---|-----|---------|-----|----|----|-----|-------|
| 2019* | 13 | 23 | 7 | 30 | 1.0-2 | 3 | 0 | 0 | 9 | 0.0-0 |
| 2020 | 0 | 0 | 0 | 0 | 0.0-0 | 0 | 0 | 0 | 0 | 0.0-0 |
| TOT | 13 | 23 | 7 | 30 | 1.0-2 | 3 | 0 | 0 | 9 | 0.0-0 |


*at FAU

**CORY DURDEN**

No. 16
DT
6-5 • 312
R-JR • Newberry, Fla.

DEFENSE


| YR. | G | UA | A | TOT | TFL-YDS | PBU | FF | FR | BLK | SACKS |
|------|----|----|----|-----|---------|-----|----|----|-----|--------|
| 2018 | 12 | 10 | 12 | 22 | 6.0-25 | 1 | 0 | 0 | 1 | 2.0-14 |
| 2019 | 13 | 18 | 21 | 39 | 6.5-29 | 2 | 1 | 0 | 0 | 5.0-28 |
| 2020 | 0 | 0 | 0 | 0 | 0.0-0 | 0 | 0 | 0 | 0 | 0.0-0 |
| TOT | 25 | 28 | 33 | 61 | 12.5-54 | 3 | 1 | 0 | 1 | 7.0-42 |

**CYRUS FAGAN**

No. 4
DB
6-1 • 186
SR • Daytona Beach, Fla.

DEFENSE

| YR. | G | UA | A | TOT | TFL-YDS | PBU | FF | FR | INT | SACKS |
|------|----|----|----|-----|---------|-----|----|----|-----|-------|
| 2017 | 7 | 3 | 3 | 6 | 1.0-1 | 0 | 0 | 0 | 0 | 0.0-0 |
| 2018 | 12 | 16 | 8 | 24 | 0.0-0 | 2 | 0 | 1 | 0 | 0.0-0 |
| 2019 | 8 | 27 | 14 | 41 | 0.0-0 | 2 | 0 | 1 | 1 | 0.0-0 |
| 2020 | 0 | 0 | 0 | 0 | 0.0-0 | 0 | 0 | 0 | 0 | 0.0-0 |
| TOT | 27 | 46 | 25 | 71 | 1.0-1 | 4 | 0 | 2 | 1 | 0.0-0 |

**CURTIS FANN, JR.**

No. 98
DE
6-3 • 254
R-FR • Stillmore, Ga.

DEFENSE

| YR. | G | UA | A | TOT | TFL-YDS | PBU | FF | FR | BLK | SACKS |
|------|---|----|---|-----|---------|-----|----|----|-----|-------|
| 2020 | 0 | 0 | 0 | 0 | 0.0-0 | 0 | 0 | 0 | 0 | 0.0-0 |
| TOT | | | | | | | | | | |

**QUASHON FULLER**

No. 30
DE
6-3 • 265
R-FR • Fort Myers, Fla.

DEFENSE

| YR. | G | UA | A | TOT | TFL-YDS | PBU | FF | FR | BLK | SACKS |
|------|---|----|---|-----|---------|-----|----|----|-----|-------|
| 2019 | 1 | 0 | 0 | 0 | 0.0-0 | 0 | 0 | 0 | 0 | 0.0-0 |
| 2020 | 0 | 0 | 0 | 0 | 0.0-0 | 0 | 0 | 0 | 0 | 0.0-0 |
| TOT | 1 | 0 | 0 | 0 | 0.0-0 | 0 | 0 | 0 | 0 | 0.0-0 |

**AMARI GAINER**

No. 33
LB
6-3 • 215
R-SO • Tallahassee, Fla.

DEFENSE

| YR. | G | UA | A | TOT | TFL-YDS | PBU | FF | FR | INT | SACKS |
|------|----|----|----|-----|---------|-----|----|----|-----|--------|
| 2018 | 4 | 0 | 0 | 0 | 0.0-0 | 0 | 0 | 0 | 0 | 0.0-0 |
| 2019 | 13 | 31 | 38 | 69 | 7.0-35 | 0 | 2 | 0 | 0 | 3.5-27 |
| 2020 | 0 | 0 | 0 | 0 | 0.0-0 | 0 | 0 | 0 | 0 | 0.0-0 |
| TOT | 17 | 31 | 38 | 69 | 7.0-35 | 0 | 2 | 0 | 0 | 3.5-27 |

**BRENDAN GANT**

No. 44
DB
6-2 • 195
SO • Lakeland, Fla.

DEFENSE

| YR. | G | UA | A | TOT | TFL-YDS | PBU | FF | FR | INT | SACKS |
|------|----|----|----|-----|---------|-----|----|----|-----|-------|
| 2019 | 13 | 20 | 15 | 35 | 1.5-5 | 0 | 0 | 0 | 0 | 0.0-0 |
| 2020 | 0 | 0 | 0 | 0 | 0.0-0 | 0 | 0 | 0 | 0 | 0.0-0 |
| TOT | 13 | 20 | 15 | 35 | 1.5-5 | 0 | 0 | 0 | 0 | 0.0-0 |

PLAYER BIOS: DEFENSE

(click name for full bio)

**KEVON GLENN**

No. 10
LB
6-2 • 229
R-FR • Riverdale, Ga.

DEFENSE

| YR. | G | UA | A | TOT | TFL-YDS | PBU | FF | FR | BLK | SACKS |
|------|---|----|---|-----|---------|-----|----|----|-----|-------|
| 2019 | 2 | 0 | 0 | 0 | 0.0-0 | 0 | 0 | 0 | 0 | 0.0-0 |
| 2020 | 0 | 0 | 0 | 0 | 0.0-0 | 0 | 0 | 0 | 0 | 0.0-0 |
| TOT | 2 | 0 | 0 | 0 | 0.0-0 | 0 | 0 | 0 | 0 | 0.0-0 |

**RENARDO GREEN**

No. 8
DB
6-0 • 185
SO • Orlando, Fla.

DEFENSE

| YR. | G | UA | A | TOT | TFL-YDS | PBU | FF | FR | INT | SACKS |
|------|----|----|---|-----|---------|-----|----|----|-----|-------|
| 2019 | 13 | 5 | 1 | 6 | 1.0-2 | 2 | 0 | 0 | 0 | 0.0-0 |
| 2020 | 0 | 0 | 0 | 0 | 0.0-0 | 0 | 0 | 0 | 0 | 0.0-0 |
| TOT | 13 | 5 | 1 | 6 | 1.0-2 | 2 | 0 | 0 | 0 | 0.0-0 |

**JADARIUS GREEN-McKNIGHT**

No. 24
DB
5-11 • 204
FR • Fort Myers, Fla.

DEFENSE

| YR. | G | UA | A | TOT | TFL-YDS | PBU | FF | FR | BLK | SACKS |
|------|---|----|---|-----|---------|-----|----|----|-----|-------|
| 2020 | 0 | 0 | 0 | 0 | 0.0-0 | 0 | 0 | 0 | 0 | 0.0-0 |
| TOT | | | | | | | | | | |

**JOSH GRIFFIS**

No. 39
DE
6-4 • 245
FR • Starke, Fla.

DEFENSE

| YR. | G | UA | A | TOT | TFL-YDS | PBU | FF | FR | BLK | SACKS |
|------|---|----|---|-----|---------|-----|----|----|-----|-------|
| 2020 | 0 | 0 | 0 | 0 | 0.0-0 | 0 | 0 | 0 | 0 | 0.0-0 |
| TOT | | | | | | | | | | |

**JARRETT JACKSON**

No. 48
DE
6-6 • 296
R-SO • Riviera Beach, Fla.

DEFENSE

| YR. | G | UA | A | TOT | TFL-YDS | PBU | FF | FR | INT | SACKS |
|-------|----|----|---|-----|---------|-----|----|----|-----|--------|
| 2018* | 10 | 9 | 7 | 16 | 3.0-20 | 1 | 1 | 0 | 0 | 2.0-19 |
| 2020 | 0 | 0 | 0 | 0 | 0.0-0 | 0 | 0 | 0 | 0 | 0.0-0 |
| TOT | 10 | 9 | 7 | 16 | 3.0-20 | 1 | 1 | 0 | 0 | 2.0-19 |

*at Louisville

**TRAVIS JAY**

No. 18
DB
6-2 • 188
R-FR • Greenville, Fla.

DEFENSE

| YR. | G | UA | A | TOT | TFL-YDS | PBU | FF | FR | INT | SACKS |
|------|---|----|---|-----|---------|-----|----|----|-----|-------|
| 2020 | 0 | 0 | 0 | 0 | 0.0-0 | 0 | 0 | 0 | 0 | 0.0-0 |
| TOT | | | | | | | | | | |

**JARRRIAN JONES**

No. 7
DB
6-0 • 190
SO • Magee, Miss.

DEFENSE

| YR. | G | UA | A | TOT | TFL-YDS | PBU | FF | FR | INT | SACKS |
|-------|----|----|---|-----|---------|-----|----|----|-----|-------|
| 2019* | 11 | 7 | 5 | 12 | 0.0-0 | 2 | 0 | 1 | 0 | 0.0-0 |
| 2020 | 0 | 0 | 0 | 0 | 0.0-0 | 0 | 0 | 0 | 0 | 0.0-0 |
| TOT | 11 | 7 | 5 | 12 | 0.0-0 | 2 | 0 | 1 | 0 | 0.0-0 |

*at Mississippi State

**JOSHUA KAINDOH**

No. 13
DE
6-7 • 258
R-JR • Baltimore, Md.

DEFENSE

| YR. | G | UA | A | TOT | TFL-YDS | PBU | FF | FR | INT | SACKS |
|------|----|----|----|-----|---------|-----|----|----|-----|--------|
| 2017 | 13 | 11 | 6 | 17 | 6.5-34 | 0 | 1 | 0 | 0 | 4.0-25 |
| 2018 | 12 | 14 | 5 | 19 | 4.5-21 | 1 | 0 | 0 | 0 | 3.0-18 |
| 2019 | 3 | 5 | 4 | 9 | 2.5-13 | 0 | 0 | 0 | 0 | 1.0-9 |
| 2020 | 0 | 0 | 0 | 0 | 0.0-0 | 0 | 0 | 0 | 0 | 0.0-0 |
| TOT | 28 | 30 | 15 | 45 | 13.5-68 | 1 | 1 | 0 | 0 | 8.0-52 |

**ARMANI KERR**

No. 52
LB
5-11 • 230
R-SR • Miami, Fla.

DEFENSE

| YR. | G | UA | A | TOT | TFL-YDS | PBU | FF | FR | INT | SACKS |
|------|---|----|---|-----|---------|-----|----|----|-----|-------|
| 2019 | 1 | 1 | 0 | 1 | 0.0-0 | 0 | 0 | 0 | 0 | 0.0-0 |
| 2020 | 0 | 0 | 0 | 0 | 0.0-0 | 0 | 0 | 0 | 0 | 0.0-0 |
| TOT | 1 | 1 | 0 | 1 | 0.0-0 | 0 | 0 | 0 | 0 | 0.0-0 |

**JAIDEN LARS-WOODBEY**

No. 6
DB
6-3 • 220
R-SO • Fontana, Calif.

DEFENSE

| YR. | G | UA | A | TOT | TFL-YDS | PBU | FF | FR | INT | SACKS |
|------|----|----|----|-----|---------|-----|----|----|-----|-------|
| 2018 | 12 | 24 | 34 | 58 | 4.5-15 | 8 | 1 | 0 | 0 | 1.0-4 |
| 2019 | 4 | 6 | 13 | 19 | 1.0-4 | 1 | 0 | 1 | 0 | 0.5-3 |
| 2020 | 0 | 0 | 0 | 0 | 0.0-0 | 0 | 0 | 0 | 0 | 0.0-0 |
| TOT | 16 | 30 | 47 | 77 | 5.5-19 | 9 | 1 | 0 | 0 | 1.5-7 |

**FABIEN LOVETT**

No. 0
DT
6-4 • 315
R-SO • Vicksburg, Miss.

DEFENSE

| YR. | G | UA | A | TOT | TFL-YDS | PBU | FF | FR | INT | SACKS |
|-------|----|----|----|-----|---------|-----|----|----|-----|-------|
| 2018* | 2 | 0 | 0 | 0 | 0.0-0 | 0 | 0 | 0 | 0 | 0.0-0 |
| 2019* | 13 | 6 | 13 | 19 | 2.5-6 | 0 | 0 | 0 | 0 | 1.0-5 |
| 2020 | 0 | 0 | 0 | 0 | 0.0-0 | 0 | 0 | 0 | 0 | 0.0-0 |
| TOT | 15 | 6 | 13 | 19 | 2.5-6 | 0 | 0 | 0 | 0 | 1.0-5 |

*at Mississippi State

**DJ LUNDY**

No. 46
LB
6-1 • 244
FR • Ocala, Ga.

DEFENSE


| YR. | G | UA | A | TOT | TFL-YDS | PBU | FF | FR | INT | SACKS |
|------|---|----|---|-----|---------|-----|----|----|-----|-------|
| 2020 | 0 | 0 | 0 | 0 | 0.0-0 | 0 | 0 | 0 | 0 | 0.0-0 |
| TOT | | | | | | | | | | |

**JAYION McCLUSTER**

No. 43
LB
6-1 • 206
FR • Largo, Fla.

DEFENSE

| YR. | G | UA | A | TOT | TFL-YDS | PBU | FF | FR | INT | SACKS |
|------|---|----|---|-----|---------|-----|----|----|-----|-------|
| 2020 | 0 | 0 | 0 | 0 | 0.0-0 | 0 | 0 | 0 | 0 | 0.0-0 |
| TOT | | | | | | | | | | |

**DERRICK McLENDON II**

No. 55
DE
6-4 • 244
R-FR • Decatur, Ga.

DEFENSE

| YR. | G | UA | A | TOT | TFL-YDS | PBU | FF | FR | INT | SACKS |
|------|---|----|---|-----|---------|-----|----|----|-----|-------|
| 2019 | 4 | 0 | 1 | 1 | 0.5-0 | 0 | 0 | 0 | 0 | 0.0-0 |
| 2020 | 0 | 0 | 0 | 0 | 0.0-0 | 0 | 0 | 0 | 0 | 0.0-0 |
| TOT | 4 | 0 | 1 | 1 | 0.5-0 | 0 | 0 | 0 | 0 | 0.0-0 |

**JALEEL MCRAE**

No. 14
LB
6-2 • 233
SO • New Smyrna Beach, Fla.

DEFENSE


| YR. | G | UA | A | TOT | TFL-YDS | PBU | FF | FR | INT | SACKS |
|------|----|----|---|-----|---------|-----|----|----|-----|-------|
| 2019 | 13 | 9 | 6 | 15 | 2.5-10 | 0 | 0 | 0 | 0 | 1.0-4 |
| 2020 | 0 | 0 | 0 | 0 | 0.0-0 | 0 | 0 | 0 | 0 | 0.0-0 |
| TOT | 13 | 9 | 6 | 15 | 2.5-10 | 0 | 0 | 0 | 0 | 1.0-4 |

**HAMSAH NASIRILDEEN**

No. 5
DB
6-4 • 212
SR • Concord, N.C.

DEFENSE

| YR. | G | UA | A | TOT | TFL-YDS | PBU | FF | FR | INT | SACKS |
|------|----|-----|----|-----|---------|-----|----|----|-----|-------|
| 2017 | 13 | 23 | 6 | 29 | 0.0-0 | 3 | 0 | 0 | 0 | 0.0-0 |
| 2018 | 12 | 51 | 40 | 91 | 0.5-0 | 2 | 0 | 0 | 1 | 0.0-0 |
| 2019 | 12 | 61 | 40 | 101 | 2.0-8 | 3 | 3 | 1 | 2 | 1.0-7 |
| 2020 | 0 | 0 | 0 | 0 | 0.0-0 | 0 | 0 | 0 | 0 | 0.0-0 |
| TOT | 37 | 135 | 86 | 221 | 2.5-8 | 8 | 3 | 1 | 3 | 1.0-7 |

**MALCOLM RAY**

No. 99
DT
6-2 • 275
R-FR • Miami Gardens, Fla.

DEFENSE

| YR. | G | UA | A | TOT | TFL-YDS | PBU | FF | FR | INT | SACKS |
|------|---|----|---|-----|---------|-----|----|----|-----|-------|
| 2020 | 0 | 0 | 0 | 0 | 0.0-0 | 0 | 0 | 0 | 0 | 0.0-0 |
| TOT | | | | | | | | | | |

PLAYER BIOS: DEFENSE/SPECIAL TEAMS

(click name for full bio)

**EMMETT RICE**

No. 1
LB
6-2 • 220
R-SR • Miami Gardens, Fla.

DEFENSE

| YR. | G | UA | A | TOT | TFL-YDS | PBU | FF | FR | INT | SACKS |
|------|----|----|----|-----|---------|-----|----|----|-----|--------|
| 2016 | 12 | 5 | 7 | 12 | 0.0-0 | 0 | 0 | 1 | 0 | 0.0-0 |
| 2017 | 13 | 6 | 8 | 14 | 0.5-1 | 0 | 0 | 0 | 1 | 0.0-0 |
| 2018 | 4 | 2 | 3 | 5 | 1.0-6 | 0 | 0 | 0 | 0 | 1.0-6 |
| 2019 | 13 | 40 | 32 | 72 | 4.5-16 | 1 | 0 | 1 | 0 | 1.0-10 |
| 2020 | 0 | 0 | 0 | 0 | 0.0-0 | 0 | 0 | 0 | 0 | 0.0-0 |
| TOT | 42 | 53 | 50 | 103 | 6.0-23 | 1 | 0 | 2 | 1 | 2.0-16 |

**JANARIUS ROBINSON**

No. 11
DE
6-5 • 260
R-SR • Panama City, Fla.

DEFENSE

| YR. | G | UA | A | TOT | TFL-YDS | PBU | FF | FR | INT | SACKS |
|------|----|----|----|-----|---------|-----|----|----|-----|--------|
| 2017 | 8 | 1 | 3 | 4 | 1.5-4 | 0 | 0 | 0 | 0 | 1.0-3 |
| 2018 | 12 | 18 | 9 | 27 | 3.0-10 | 1 | 0 | 0 | 0 | 1.0-6 |
| 2019 | 13 | 24 | 24 | 48 | 9.0-19 | 1 | 2 | 2 | 0 | 3.0-8 |
| 2020 | 0 | 0 | 0 | 0 | 0.0-0 | 0 | 0 | 0 | 0 | 0.0-0 |
| TOT | 33 | 43 | 36 | 79 | 13.5-33 | 2 | 2 | 2 | 0 | 5.0-17 |

**ASANTE SAMUEL, JR.**

No. 26
DB
5-10 • 184
JR • Sunrise, Fla.

DEFENSE

| YR. | G | UA | A | TOT | TFL-YDS | PBU | FF | FR | INT | SACKS |
|------|----|----|----|-----|---------|-----|----|----|-----|-------|
| 2018 | 12 | 14 | 3 | 17 | 1.0-2 | 9 | 0 | 0 | 0 | 0.0-0 |
| 2019 | 12 | 34 | 14 | 48 | 1.0-5 | 14 | 0 | 0 | 1 | 0.0-0 |
| 2020 | 0 | 0 | 0 | 0 | 0.0-0 | 0 | 0 | 0 | 0 | 0.0-0 |
| TOT | 24 | 48 | 17 | 65 | 2.0-7 | 23 | 0 | 0 | 1 | 0.0-0 |

**DEMORIE TATE**

No. 12
DB
6-1 • 189
FR • Orlando, Fla.

DEFENSE

| YR. | G | UA | A | TOT | TFL-YDS | PBU | FF | FR | INT | SACKS |
|------|---|----|---|-----|---------|-----|----|----|-----|-------|
| 2020 | 0 | 0 | 0 | 0 | 0.0-0 | 0 | 0 | 0 | 0 | 0.0-0 |
| TOT | | | | | | | | | | |

**TRU THOMPSON**

No. 90
DT
6-0 • 304
SO • Loganville, Ga.

DEFENSE

| YR. | G | UA | A | TOT | TFL-YDS | PBU | FF | FR | INT | SACKS |
|------|----|----|---|-----|---------|-----|----|----|-----|-------|
| 2019 | 12 | 6 | 9 | 15 | 2.0-4 | 0 | 0 | 0 | 0 | 1.0-3 |
| 2020 | 0 | 0 | 0 | 0 | 0.0-0 | 0 | 0 | 0 | 0 | 0.0-0 |
| TOT | 12 | 6 | 9 | 15 | 2.0-4 | 0 | 0 | 0 | 0 | 1.0-3 |

**LEONARD WARNER III**

No. 35
LB
6-4 • 234
SR • Snellville, Ga.

DEFENSE

| YR. | G | UA | A | TOT | TFL-YDS | PBU | FF | FR | INT | SACKS |
|------|----|----|----|-----|---------|-----|----|----|-----|-------|
| 2017 | 13 | 2 | 3 | 5 | 0.0-0 | 0 | 0 | 0 | 0 | 0.0-0 |
| 2018 | 12 | 20 | 18 | 38 | 1.5-5 | 1 | 0 | 0 | 0 | 0.0-0 |
| 2019 | 12 | 25 | 32 | 57 | 3.5-6 | 0 | 0 | 0 | 0 | 2.0-4 |
| 2020 | 0 | 0 | 0 | 0 | 0.0-0 | 0 | 0 | 0 | 0 | 0.0-0 |
| TOT | 37 | 47 | 53 | 100 | 5.0-11 | 1 | 0 | 0 | 0 | 2.0-4 |

**DEONTE WILLIAMS**

No. 42
DE
6-1 • 233
R-SR • Plano, Texas

DEFENSE

| YR. | G | UA | A | TOT | TFL-YDS | PBU | FF | FR | INT | SACKS |
|-------|----|----|----|-----|---------|-----|----|----|-----|-------|
| 2017* | 9 | 10 | 5 | 15 | 1.5-2 | 0 | 0 | 1 | 0 | 0.0-0 |
| 2018* | 7 | 5 | 6 | 11 | 3.0-13 | 0 | 0 | 0 | 0 | 0.0-0 |
| 2020 | 0 | 0 | 0 | 0 | 0.0-0 | 0 | 0 | 0 | 0 | 0.0-0 |
| TOT | 16 | 15 | 11 | 26 | 4.5-15 | 0 | 0 | 1 | 0 | 0.0-0 |

*at Baylor

**SIDNEY WILLIAMS**

No. 23
DB
6-1 • 198
FR • New Orleans, La.

DEFENSE

| YR. | G | UA | A | TOT | TFL-YDS | PBU | FF | FR | INT | SACKS |
|------|---|----|---|-----|---------|-----|----|----|-----|-------|
| 2020 | 0 | 0 | 0 | 0 | 0.0-0 | 0 | 0 | 0 | 0 | 0.0-0 |
| TOT | | | | | | | | | | |

**MARVIN WILSON**

No. 21
DT
6-5 • 310
SR • Houston, Texas

DEFENSE


| YR. | G | UA | A | TOT | TFL-YDS | PBU | FF | FR | INT | SACKS |
|------|----|----|----|-----|---------|-----|----|----|-----|--------|
| 2017 | 12 | 3 | 4 | 7 | 0.5-0 | 0 | 0 | 0 | 0 | 0.0-0 |
| 2018 | 12 | 17 | 25 | 42 | 4.5-22 | 2 | 1 | 0 | 0 | 3.5-21 |
| 2019 | 9 | 19 | 25 | 44 | 8.5-39 | 4 | 1 | 1 | 0 | 5.0-30 |
| 2020 | 0 | 0 | 0 | 0 | 0.0-0 | 0 | 0 | 0 | 0 | 0.0-0 |
| TOT | 33 | 39 | 54 | 93 | 13.5-61 | 6 | 2 | 1 | 0 | 8.5-51 |

**RAYMOND WOODIE III**

No. 31
DB
6-0 • 194
SO • Palmetto, Fla.

DEFENSE

| YR. | G | UA | A | TOT | TFL-YDS | PBU | FF | FR | INT | SACKS |
|------|----|----|---|-----|---------|-----|----|----|-----|-------|
| 2019 | 10 | 5 | 4 | 9 | 1.5-4 | 0 | 1 | 0 | 0 | 1.0-2 |
| 2020 | 0 | 0 | 0 | 0 | 0.0-0 | 0 | 0 | 0 | 0 | 0.0-0 |
| TOT | 10 | 5 | 4 | 9 | 1.5-4 | 0 | 1 | 0 | 0 | 1.0-2 |

**RYAN FITZGERALD**

No. 88
K
6-1 • 199
R-FR • Coolidge, Ga.

KICKING

| YR. | G | FGM | FGA | FG% | LONG | PAT | XP% |
|------|---|-----|-----|-----|------|-----|-----|
| 2020 | 0 | 0 | 0 | 0.0 | 0 | 0 | 0.0 |
| TOT | | | | | | | |

**PARKER GROTHAUS**


No. 37
K
6-2 • 213
R-JR • Indian Lake, Ohio

KICKOFFS

| YR. | G | KO | YDS | AVG | TB | OB |
|------|----|----|-------|------|----|----|
| 2019 | 12 | 60 | 3,736 | 62.3 | 42 | 1 |
| 2020 | 0 | 0 | 0 | 0.0 | 0 | 0 |
| TOT | 12 | 60 | 3,736 | 62.3 | 42 | 1 |

KICKING


| YR. | G | FGM | FGA | FG% | LONG | PAT | XP% |
|------|----|-----|-----|-----|------|-----|------|
| 2019 | 12 | 0 | 0 | - | 0 | 5-6 | 83.3 |
| 2020 | 0 | 0 | 0 | 0.0 | 0 | 0 | 0.0 |
| TOT | 12 | 0 | 0 | - | 0 | 5-6 | 83.3 |

**TOMMY MARTIN**

No. 30
P
5-11 • 188
R-JR • Chesapeake, Va.

PUNTING

| YR. | G | PUNTS | YDS | AVG | LONG | I20 | 50+ |
|------|----|-------|-------|------|------|-----|-----|
| 2019 | 12 | 70 | 2,746 | 39.2 | 59 | 21 | 7 |
| 2020 | 0 | 0 | 0 | 0.0 | 0 | 0 | 0.0 |
| TOT | 12 | 70 | 2,746 | 39.2 | 59 | 21 | 7 |

**ALEX MASTROMANNO**

No. 49
P
6-1 • 206
FR • Melbourne, Australia

PUNTING

| YR. | G | PUNTS | YDS | AVG | LONG | I20 | 50+ |
|------|---|-------|-----|-----|------|-----|-----|
| 2020 | 0 | 0 | 0 | 0.0 | 0 | 0 | 0.0 |
| TOT | | | | | | | |

LAST TIME IT HAPPENED

TEAM

FLORIDA STATE

OPPONENT

RUSHING

| | | |
|------------------------------------|-----------------------------------|-------------------------------|
| Had 400 or more yards: | 478 at USF, 2016 | 401, Georgia Tech, 2009 |
| Had 300-399 yards: | 305 vs. ULM, 2017 | 320, Clemson, 2019 |
| Had 200-299 yards: | 224 vs. Arizona State (Sun), 2019 | 281, Boston College, 2019 |
| Had 51-100 yards: | 69 at Florida, 2019 | 87, Arizona State (Sun), 2019 |
| Had 11-50 yards: | 31 vs. Miami, 2019 | 40, Miami, 2019 |
| Had 0-10 yards: | 1 at Miami, 2006 | 6, NIU, 2018 |
| Had fewer than 0 yards: | -21 vs. Clemson, 2018 | -27, Colorado, 2007 |
| Had 70 or more rush attempts: | 72 vs. Western Carolina, 1985 | 71, LSU, 1982 |
| Had 60-69 rush attempts: | 63 at USF, 2016 | 64, Boston College, 2019 |
| Had 50-59 rush attempts: | 51 vs. Arizona State (Sun), 2019 | 51, Syracuse, 2019 |
| Had seven or more rush touchdowns: | 7 vs. Murray State, 2012 | 7, Louisville, 2016 |
| Had six rush touchdowns: | at USF, 2016 | Georgia Tech, 2009 |
| Had five rush touchdowns: | vs. Syracuse, 2019 | Oregon ('15 Rose), 2014 |
| Had four rush touchdowns: | at Syracuse, 2016 | Clemson, 2017 |

PASSING

| | | |
|---|-----------------------------------|---------------------------|
| Had 500 or more yards: | 521 vs. Clemson, 2000 | 532, Arizona State, 1984 |
| Had 400-499 yards: | 421 at NC State, 2018 | 407, Boise State, 2019 |
| Had 300-399 yards: | 317 vs. Alabama State, 2019 | 390, Florida, 2019 |
| Had 200-299 yards: | 246 vs. Arizona State (Sun), 2019 | 270, Alabama State, 2019 |
| Had fewer than 75 yards: | 65 at Florida, 2011 | 50, Boston College, 2016 |
| Had 50 or more pass attempts: | 52 vs. Ole Miss, 2016 | 52, NC State, 2019 |
| Had 40-49 pass attempts: | 43 at Wake Forest, 2019 | 48, Florida, 2019 |
| Had 30-39 pass attempts: | 32 vs. Syracuse, 2019 | 37, Miami, 2019 |
| Had 20 or fewer pass attempts: | 19 vs. Syracuse, 2017 | 18, Alabama, 2017 |
| Had 30 or more pass completions: | 30 vs. ULM, 2019 | 35, Florida, 2019 |
| Had 20-29 pass completions: | 20 vs. Miami, 2019 | 28, Alabama State, 2019 |
| Had fewer than 10 pass completions: | 9 vs. Michigan (Orange), 2016 | 7, Boston College, 2017 |
| Had six or more passing touchdowns: | 6 vs. Charleston Southern, 2011 | Never |
| Had five passing touchdowns: | vs. Boston College, 2016 | Clemson, 2018 |
| Had four passing touchdowns: | at NC State, 2018 | Florida, 2019 |
| Had three passing touchdowns: | vs. Alabama State, 2019 | Clemson, 2019 |
| Had zero passing touchdowns: | at Florida, 2019 | Arizona State (Sun), 2019 |
| Had seven passes intercepted: | at South Carolina, 1984 | Virginia Tech, 1959 |
| Had six passes intercepted: | at NC State, 1998 | Wake Forest, 2013 |
| Had five passes intercepted: | vs. Wake Forest, 2008 | Wake Forest, 1997 |
| Had four passes intercepted: | vs. Arizona State (Sun), 2019 | Samford, 2018 |
| Had three passes intercepted: | at Clemson, 2019 | Florida, 2017 |
| Did not throw an interception: | at Florida, 2019 | Arizona State (Sun), 2019 |
| Completed passes to 10 or more players: | 10 vs. Syracuse, 2019 | 10, Florida, 2019 |
| Completed passes to nine players: | vs. Louisville, 2019 | NC State, 2019 |
| Completed passes to eight players: | vs. Alabama State, 2019 | Boston College, 2019 |
| Completed passes to seven players: | vs. Arizona State (Sun), 2019 | Arizona State (Sun), 2019 |
| Completed passes to six players: | at Louisville, 2018 | Louisville, 2019 |

TOTAL OFFENSE

| | | |
|---------------------------|-----------------------------------|--|
| Had 700 or more yards: | 771 vs. Clemson, 2000 | Never |
| Had 600-699 yards: | 654 at Syracuse, 2016 | 621, Boise State, 2019 |
| Had 500-599 yards: | 525 vs. Alabama State, 2019 | 508, Boston College, 2019 |
| Had 400-499 yards: | 470 vs. Arizona State (Sun), 2019 | 467, Florida, 2019 |
| Had fewer than 100 yards: | 95 at Florida, 2011 | 28, Savannah State, 2012 |
| Ran 85 or more plays: | 89 at Wake Forest, 2019 | 93, Boston College, 2019 |
| Ran 55 or fewer plays: | 55 at Florida, 2017 | 55, Southern Miss (Independence), 2017 |

SCORING

| | | |
|--|---|---------------------------------|
| Scored 80 or more points: | 80 vs. Idaho, 2013 | Never |
| Scored 70-79 points: | 77 vs. Delaware State, 2017 | Never |
| Scored 60-69 points: | 63 vs. Maryland, 2013 | 63, Louisville, 2016 |
| Scored 50-59 points: | 55 at USF, 2016 | 59, Clemson, 2018 |
| Scored 40-49 points: | 49 vs. Alabama State, 2019 | 40, Florida, 2019 |
| Scored 30-39 points: | 38 at Boston College, 2019 | 31, Boston College, 2019 |
| Scored 0 points: | vs. Wake Forest (30-0), 2006 | Boston College (14-0), 2015 |
| Won by 45 points or more: | 71 vs. Delaware State (77-6), 2017 | 49, Clemson (59-10), 2018 |
| Won by 30-44 points: | 37 vs. Alabama State (49-12), 2019 | 31, Clemson (45-14), 2019 |
| Won by 20-29 points: | 21 vs. Wake Forest (38-17), 2018 | 23, Florida (40-17), 2019 |
| Scored on first drive of game: | at Florida, 2019 | Florida, 2019 |
| Recorded a safety: | vs. NC State, 2017 | Charleston Southern, 2016 |
| Recorded two or more safeties: | vs. UCF, 1995 | NC State, 2002 |
| Scored on a blocked field goal: | vs. Delaware State, 2017 | Georgia Tech, 2015 |
| Scored on team's first offensive play of game: | vs. Alabama State, 2019 (69-yard pass TD) | Samford, 2018 (54-yard pass TD) |

TURNOVERS

| | | |
|--|--|--|
| Lost eight or more turnovers: | 9 at South Carolina (7 INT, 2 FUM), 1984 | 8, Texas A&M ('92 Cotton - 2 INT, 6 FUM), 1991 |
| Lost seven turnovers: | vs. Wake Forest (5 INT, 2 FUM), 2008 | Wake Forest (6 INT, 1 FUM), 2013 |
| Lost six turnovers: | vs. Arizona State (Sun - 4 INT, 2 FUM), 2019 | Maryland (4 INT, 2 FUM), 2002 |
| Lost five turnovers: | vs. Virginia Tech (3 INT, 2 FUM), 2018 | Samford (4 INT, FUM), 2018 |
| Lost four turnovers: | at Clemson (3 INT, 1 FUM), 2019 | Florida (3 INT, 1 FUM), 2017 |
| Lost four or more fumbles: | 4 vs. Oregon ('15 Rose), 2014 | 4, USC, 1998 |
| Threw four or more interceptions: | 4 vs. Arizona State (Sun), 2019 | 4, Samford, 2018 |
| Did not commit a turnover: | at Florida, 2019 | Florida, 2019 |
| Lost a game and did not commit a turnover: | at Florida, 2019 | Syracuse, 2019 |
| Two turnovers returned for TD: | at Florida, 2017 | Wake Forest, 2004 |
| Two interceptions returned for TD: | vs. Idaho, 2013 | Auburn, 1985 |
| Two fumbles returned for TD: | vs. Wisconsin (Champs Sports), 2008 | Never |

DEFENSE

| | | |
|---------------------------------------|--------------------------|---------------------------------|
| Recorded 10 or more sacks: | 11 vs. Wake Forest, 1997 | Never |
| Recorded nine sacks: | vs. Miami, 2005 | Miami, 2019 |
| Recorded eight sacks: | at Syracuse, 2016 | Florida, 2019 |
| Recorded seven sacks: | vs. Syracuse, 2019 | Miami, 2001 |
| Recorded six sacks: | vs. Louisville, 2019 | Miami, 2018 |
| Recorded 10 or more tackles for loss: | 12 vs. Syracuse, 2019 | 10, Arizona State (Sun), 2019 |
| Broke up 10 or more passes: | 12 vs. Miami, 2017 | 10, Kentucky (Music City), 2007 |

LAST TIME IT HAPPENED

SPECIAL TEAMS

| | | |
|--|------------------------------------|---------------------------|
| Returned a punt for TD: | at Miami, 2018 | Louisville, 2016 |
| Returned a blocked punt for TD: | vs. UCLA (Emerald), 2006 | Virginia Tech, 2018 |
| Blocked punt for a safety: | vs. Colorado, 2008 | Clemson, 2004 |
| Returned a kickoff for TD: | vs. Auburn, ('14 BCS Champ.), 2013 | Clemson, 2004 |
| Blocked a punt: | vs. Miami, 2017 | Virginia Tech, 2018 |
| Punted 10 or more times: | 12 vs. Clemson, 2018 | 10, Syracuse, 2016 |
| Did not record a punt: | vs. Samford, 2010 | Georgia Tech, 2010 |
| Blocked a field goal: | vs. Delaware State, 2017 | Arizona State (Sun), 2019 |
| Blocked a PAT: | at Notre Dame, 2018 | Syracuse, 2019 |
| Recovered an onside kick: | at Wake Forest, 2009 | NC State, 2013 |
| Made five or more field goals: | 6 vs. Ole Miss, 2016 | 5, Wake Forest, 2019 |
| Made four field goals: | at Wake Forest, 2017 | Arizona State (Sun), 2019 |
| Scored via offense, defense & special teams: | vs. Delaware State, 2017 | Clemson, 2019 |

MISCELLANEOUS

| | | |
|--|--|--------------------------------------|
| Had 30 or more first downs: | 30 vs. ULM, 2019 | 31, Boston College, 2019 |
| Had 10 or fewer first downs: | 10 at Clemson, 2019 | 6, Delaware State, 2017 |
| Had 20 or more penalties: | 20 vs. Duke, 1997 | Never |
| Had 15-19 penalties: | 16 at NC State, 2018 | 17, Virginia Tech (ACC Champ.), 2005 |
| Had 100 or more penalty yards: | 108 vs. ULM, 2019 | 110, Miami, 2016 |
| Had 25 or fewer penalty yards: | 15 at Miami, 2014 | 25, Florida, 2019 |
| Had zero penalties: | vs. Virginia Tech (ACC Champ.), 2010 | The Citadel, 2014 |
| Had 35 minutes or more of possession time: | 37:27 vs. NIU, 2018 | 40:40, Alabama State, 2019 |
| Scoring drive of 15 or more plays: | 17 vs. Miami, 2019 | 15, Boston College, 2019 |
| Scoring drive of 99 yards: | 6 plays, 99 yards, TD vs. Boston College, 2012 | 5 plays, 99 yards, TD, USF, 2009 |

INDIVIDUAL

RUSHING

| | | |
|---|--|--|
| Rushed 30 or more times: | 30 at Wake Forest, Cam Akers, 2019 | 40, Boston College, AJ Dillon, 2019 |
| Rushed for 300 or more yards: | 322 vs. Western Carolina, Greg Allen, 1981 | 304, Southern Miss, Sam Dejanette, 1982 |
| Rushed for 200-299 yards: | 225 at Syracuse, Dalvin Cook, 2016 | 202, Notre Dame, Dexter Williams, 2018 |
| Rushed for 150-199 yards: | 157 at Wake Forest, Cam Akers, 2019 | 165, Boston College, AJ Dillon, 2019 |
| QB rushed for 100 or more yards: | 102 vs. Clemson, EJ Manuel, 2012 | 109, Syracuse, Eric Dungey, 2017 |
| QB rushed for a TD of 50 or more yards: | 66 at Boston College, Jordan Travis, 2019 | 60, Georgia Tech, Justin Thomas, 2015 |
| Had four or more rushing touchdowns: | 4 vs. Syracuse, Cam Akers, 2019 | 4, Louisville, Lamar Jackson, 2016 |
| Had three rushing touchdowns: | vs. Louisville, Cam Akers, 2019 | Virginia, Wayne Taulapapa, 2019 |
| Had a run of 80 or more yards: | 85 vs. Virginia Tech, Cam Akers, 2018 | 83, Wake Forest, Josh Adams, 2007 |
| Had a run of 70-79 yards: | 71 vs. Michigan (Orange), Dalvin Cook, 2016 | 74, Florida, Lamical Perine, 2018 |
| Had two or more players with 100+ rush yards: | J. Patrick 155 & C. Akers 117, vs. ULM, 2017 | L. Jackson 146 & B. Radcliff 118, Louisville, 2016 |
| Had two players with 150+ rush yards: | R. Preston 165 & W. Dunn 163, vs. Notre Dame, 1995 | R. Cherry 170 & J. Housman 159, Houston, 1974 |

PASSING

| | | |
|---|---|--|
| Passed for 400 or more yards: | 421 at NC State, James Blackman, 2018 | 407, Boise State, Hank Bachmeier, 2019 |
| Passed for 300-399 yards: | 346 at Boston College, James Blackman, 2019 | 343, Florida, Kyle Trask, 2019 |
| Attempted 45 or more passes: | 47 at Notre Dame, Deondre Francois, 2018 | 51, Boise State, Hank Bachmeier, 2019 |
| Completed 40 or more passes: | 43 vs. Penn State, Drew Weatherford, 2006 ('07 Orange) | 46, Maryland, Scott Milanovich, 1995 |
| Completed 30-39 passes: | 30 vs. ULM, James Blackman, 2019 | 30, Florida, Kyle Trask, 2019 |
| Threw five or more touchdown passes: | 5 vs. Maryland, Jameis Winston, 2013 | 5, NC State, Russell Wilson, 2009 |
| Threw four touchdown passes: | at NC State, James Blackman, 2018 | Clemson, Trevor Lawrence, 2018 |
| Threw five or more interceptions: | 6 at NC State, Chris Weinke, 1998 | 5, Wake Forest, Ben Sankey, 1997 |
| Threw four interceptions: | vs. Arizona State (Sun), James Blackman, 2019 | Samford, Devlin Hodges, 2018 |
| Completed a pass of 75 or more yards: | 91 vs. Arizona State (Sun), J. Blackman to T. Terry, 2019 | 77, Arizona State (Sun), J. Daniels to K. Williams, 2019 |
| Completed a pass to 10 or more receivers: | 10 vs. NC State, Alex Hornibrook, 2019 | 10, Kyle Trask, 2019 |

RECEIVING

| | | |
|--|--|--|
| Caught 15 or more passes: | 16 vs. South Carolina, Ron Sellers, 1968 | 16, Virginia, Alvin Pearman, 2003 |
| Had 200 or more receiving yards: | 238 vs. Wake Forest, Travis Rudolph, 2016 | 215, Samford, Kelvin McKnight, 2018 |
| Caught three touchdowns: | vs. Southern Miss (Independence), Auden Tate, 2017 | Louisville, James Quick, 2015 |
| Had two players with 100+ yards receiving: | T. Terry 142 & D. Matthews 133, at NC State, 2018 | K. McKnight 215 & A. Harris 122, Samford, 2018 |
| Had three players with 100+ yards receiving: | C. Davis 125, D. Fagg 113 & G. Carr 104, vs. The Citadel, 2005 | Never |

TOTAL OFFENSE

| | | |
|---|---|---|
| Had 500 or more yards: | 509 vs. Clemson, Chris Weinke, 2000 | 532, Arizona State, Jeff Van Raaphorst, 1984 |
| Had 400-499 yards: | 400 at NC State, James Blackman, 2018 | 475, Samford, Devlin Hodges, 2018 |
| QB had 100 yards or more passing AND rushing: | 380 pass, 102 rush vs. Clemson, EJ Manuel, 2012 | 178 rush, 156 pass, Louisville, Lamar Jackson, 2017 |

DEFENSE

| | | |
|--|--|---|
| Intercepted three or more passes: | 4 at Wake Forest, Mario Edwards, 1998 | 3, Georgia Tech, Brian Wilkins, 1996 |
| Intercepted two passes: | 2 vs. Samford, Kyle Meyers, 2018 | 2, Virginia Tech, Caleb Farley, 2018 |
| Recovered two or more fumbles: | 2 vs. Florida, DeMarcus Walker, 2016 | 2, Boston College, Will Harris, 2017 |
| Forced two or more fumbles: | 2 vs. Boise State, Hamsah Nasirildeen, 2019 | 2, Arizona State (Sun), Merlin Robertson, 2019 |
| Recorded 3.5 or more sacks: | 4.0 vs. Delaware State, Joshua Kaindoh, 2017 | 4.0, Miami, Greg Rousseau, 2019 |
| Recorded 15 or more tackles: | 22 at Boston College, Hamsah Nasirildeen, 2019 | 15, Duke, Alonzo Saxton, 2017 |
| Returned an interception for a touchdown: | 80 yards vs. Alabama State, Hamsah Nasirildeen, 2019 | 25 yards, Arizona State (Sun), Willie Harts, 2019 |
| Returned a fumble for a touchdown: | 16 yards at Florida, Jacob Pugh, 2017 | 12 yards, Florida, Marcell Harris, 2016 |
| Recorded 4.0 or more tackles for loss in a game: | 4.0 at Clemson, Janarius Robinson, 2019 | 5.0, Miami, Greg Rousseau, 2019 |

SPECIAL TEAMS

| | | |
|--|--|---|
| Scored 13 or more points kicking: | 13 vs. NIU, Ricky Aguayo, 2018 | 16, Wake Forest, Nick Sciba, 2019 |
| Made four or more field goals: | 4 at Wake Forest, Ricky Aguayo, 2017 | 4, Arizona State (Sun), Cristian Zendejas, 2019 |
| Made two field goals of 50 or more yards: | 50 & 53 vs. Florida, Dustin Hopkins, 2012 | 50 & 51, Florida, David Posey, 1975 |
| Made a field goal of 60 or more yards: | 60 at Florida, Gary Cismesia, 2007 | 61, Virginia Tech, Wayne Latimer, 1975 |
| Had a punt of 70 or more yards: | 76 at Miami, Sean Liss, 1996 | 71, Syracuse, Brendan Carney, 2005 |
| Had a punt of 60-69 yards: | 61 vs. Florida, Logan Tyler, 2018 | 64, Arizona State (Sun), Michael Turk, 2019 |
| Punted nine or more times: | 9 at Clemson, Tommy Martin, 2019 | 9, Wake Forest, Dom Maggio, 2018 |
| Had a punting average of 50 yards or better: | 9-451 (50.1) vs. Florida, Logan Tyler, 2018 | 4-204 (51.0), Florida, Tommy Townsend, 2018 |
| Had 100 or more kick return yards: | 135 vs. ULM, Keyshawn Helton, 2019 | 140, Oklahoma State, Tyreek Hill, 2014 |
| Had a kickoff return for a TD: | 100 yard return vs. Auburn, Kermit Whitfield, 2013 | 97 & 86 yard return, Clemson, Justin Miller, 2004 |
| Had 100 or more punt return yards: | 145 at Miami, D.J. Matthews, 2018 | 130, Louisville, Jaire Alexander, 2016 |
| Had a punt return for a TD: | 74 yards at Miami, D.J. Matthews, 2018 | 69 yards, Louisville, Jaire Alexander, 2016 |
| Blocked a punt: | vs. Miami, Brian Burns, 2017 | Virginia Tech, Chris Cunningham, 2018 |
| Blocked a field goal: | vs. Delaware State, Demarcus Christmas, 2017 | Arizona State (Sun), Chase Lucas, 2019 |
| Returned a blocked field goal for touchdown: | 63 yards vs. Delaware State, Jarvarus McFadden, 2017 | 78 yards, Georgia Tech, Lance Austin, 2015 |
| Blocked a PAT: | at Notre Dame, Cory Durden, 2018 | Syracuse, Josh Black, 2019 |
| Scored a 2-point conversion: | vs. Syracuse, Cam Akers rush, 2019 | Arizona State (Sun), Jayden Daniels rush, 2019 |

BOLD happened in 2020

RECORDS: PASSING

SINGLE-GAME YARDS

| | | Opponent | Year | Yards |
|-----|-----------------------|-----------------------|-------------|------------|
| 1. | Chris Weinke | Duke | 2000 | 536 |
| 2. | Chris Weinke | Clemson | 2000 | 521 |
| 3. | Bill Cappleman | Memphis State | 1969 | 508 |
| 4. | Chris Weinke | Miami | 2000 | 496 |
| 5. | Peter Tom Willis | Memphis State | 1989 | 482 |
| 6. | Thad Busby | NC State | 1997 | 463 |
| 7. | Danny Kanell | Virginia | 1995 | 454 |
| 8. | Charlie Ward | Florida | 1993 | 446 |
| 9. | Jameis Winston | Clemson | 2013 | 444 |
| 10. | Chris Weinke | Georgia Tech | 2000 | 443 |
| 11. | EJ Manuel | Boston College | 2012 | 439 |
| 12. | Bill Cappleman | South Carolina | 1968 | 437 |
| 13. | Danny Kanell | Maryland | 1994 | 427 |
| 14. | Peter Tom Willis | Nebraska ('90 Fiesta) | 1989 | 422 |
| 15. | James Blackman | NC State | 2018 | 421 |
| | Danny Kanell | Florida | 1994 | 421 |
| 17. | Deondre Francois | Ole Miss | 2016 | 419 |
| 18. | Gary Huff | Houston | 1972 | 409 |
| 19. | Jameis Winston | Louisville | 2014 | 401 |
| 20. | Thad Busby | Georgia Tech | 1997 | 399 |

SEASON YARDS

| PERSON YARDS | | Year | Yards |
|--------------|------------------|------|-------|
| 1. | Chris Weinke | 2000 | 4167 |
| 2. | Jameis Winston | 2013 | 4057 |
| 3. | Jameis Winston | 2014 | 3907 |
| 4. | EJ Manuel | 2012 | 3392 |
| 5. | Deondre Francois | 2016 | 3350 |
| 6. | Thad Busby | 1997 | 3317 |
| 7. | Drew Weatherford | 2005 | 3208 |
| 8. | Peter Tom Willis | 1989 | 3124 |
| 9. | Chris Rix | 2003 | 3107 |
| 10. | Chris Weinke | 1999 | 3103 |
| 11. | Charlie Ward | 1993 | 3032 |
| 12. | Danny Kanell | 1995 | 2957 |
| 13. | Gary Huff | 1972 | 2893 |
| 14. | Danny Kanell | 1994 | 2781 |
| 15. | Gary Huff | 1971 | 2736 |
| 16. | Chris Rix | 2001 | 2734 |
| 17. | Deondre Francois | 2018 | 2731 |
| 18. | Christian Ponder | 2009 | 2717 |
| 19. | EJ Manuel | 2011 | 2666 |
| 20. | Charlie Ward | 1992 | 2647 |

CAREER YARDS

| CAREER YARDS | | Years | Yards |
|--------------|-----------------------|----------------|-------------|
| 1. | Chris Weinke | 1997-2000 | 9839 |
| 2. | Chris Rix | 2001-04 | 8390 |
| 3. | Jameis Winston | 2013-14 | 7964 |
| 4. | EJ Manuel | 2009-12 | 7736 |
| 5. | Drew Weatherford | 2005-08 | 7567 |
| 6. | Christian Ponder | 2007-10 | 6872 |
| 7. | Gary Huff | 1970-72 | 6378 |
| 8. | Danny Kanell | 1992-95 | 6372 |
| 9. | Deondre Francois | 2016-18 | 6291 |
| 10. | Thad Busby | 1994-97 | 5916 |
| 11. | Charlie Ward | 1989-93 | 5747 |
| 12. | James Blackman | 2017-PR | 5079 |
| 13. | Bill Cappleman | 1967-69 | 4904 |
| 14. | Casey Weldon | 1988-91 | 4628 |
| 15. | Peter Tom Willis | 1986-89 | 4291 |
| 16. | Jimmy Jordan | 1976-79 | 4144 |
| 17. | Chip Ferguson | 1985-88 | 3846 |
| 18. | Wally Woodham | 1975, 77-79 | 3550 |
| 19. | Kelly Lowrey | 1980-83 | 3469 |
| 20. | Steve Tensi | 1962-64 | 3394 |

SINGLE-GAME COMPLETIONS

| FOOTBALL GAME COMPLETIONS | | | | |
|---------------------------|-----------------------|--------------------|-------------|-----------|
| | | Opponent | Year | Comp. |
| 1. | Danny Kanell | Georgia Tech | 1995 | 41 |
| 2. | Danny Kanell | Florida | 1994 | 40 |
| 3. | Charlie Ward | Florida | 1993 | 38 |
| 4. | Chris Weinke | Duke | 2000 | 37 |
| | Kim Hammond | Penn State (Gator) | 1967 | 37 |
| 6. | Drew Weatherford | Duke | 2007 | 35 |
| | Drew Weatherford | Virginia | 2005 | 35 |
| 8. | Deondre Francois | Ole Miss | 2016 | 33 |
| | Christian Ponder | North Carolina | 2009 | 33 |
| 10. | Drew Weatherford | Boston College | 2006 | 32 |
| | Chris Weinke | BYU | 2000 | 32 |
| | Danny Kanell | Virginia | 1995 | 32 |
| 13. | Deondre Francois | Samford | 2018 | 31 |
| | Charlie Ward | Notre Dame | 1993 | 31 |
| | Bill Cappleman | Memphis State | 1969 | 31 |
| 16. | James Blackman | ULM | 2019 | 30 |
| | Jameis Winston | Syracuse | 2014 | 30 |
| | Drew Weatherford | Troy | 2006 | 30 |
| | Chris Rix | Colorado | 2003 | 30 |
| | Thad Busby | Georgia Tech | 1997 | 30 |

SEASON COMPLETIONS

| | Year | Att. | Comp. |
|-----|------------------|------|---------|
| 1. | Jameis Winston | 2014 | 467 305 |
| 2. | Drew Weatherford | 2005 | 469 276 |
| 3. | Chris Weinke | 2000 | 431 266 |
| 4. | Charlie Ward | 1993 | 380 264 |
| 5. | EJ Manuel | 2012 | 387 263 |
| 6. | Danny Kanell | 1995 | 402 257 |
| | Jameis Winston | 2013 | 384 257 |
| 8. | Deondre Francois | 2016 | 400 235 |
| | Thad Busby | 1997 | 390 235 |
| 10. | Chris Weinke | 1999 | 377 232 |
| 11. | Deondre Francois | 2018 | 396 227 |
| | Christian Ponder | 2009 | 330 227 |
| | Danny Kanell | 1994 | 380 227 |
| 14. | Chris Rix | 2003 | 382 216 |
| 15. | Peter Tom Willis | 1989 | 346 211 |
| 16. | Gary Huff | 1972 | 385 206 |
| 17. | Charlie Ward | 1992 | 365 204 |
| 18. | EJ Manuel | 2011 | 311 203 |
| 19. | Casey Weldon | 1991 | 313 189 |
| 20. | James Blackman | 2019 | 292 184 |
| | Christian Ponder | 2010 | 299 184 |
| | Gary Huff | 1971 | 327 184 |

CAREER COMPLETIONS

| | | Years | Att. | Comp. |
|-----|-----------------------|----------------|------------|------------|
| 1. | Chris Weinke | 1997-2000 | 1107 | 650 |
| 2. | Drew Weatherford | 2005-08 | 1128 | 644 |
| 3. | EJ Manuel | 2009-12 | 897 | 600 |
| 4. | Christian Ponder | 2007-10 | 965 | 596 |
| 5. | Chris Rix | 2001-04 | 1042 | 575 |
| 6. | Jameis Winston | 2013-14 | 851 | 562 |
| 7. | Danny Kanell | 1992-95 | 851 | 529 |
| 8. | Deondre Francois | 2016-18 | 829 | 481 |
| 9. | Charlie Ward | 1989-93 | 759 | 473 |
| 10. | Gary Huff | 1970-72 | 796 | 436 |
| 11. | Thad Busby | 1994-97 | 715 | 421 |
| 12. | James Blackman | 2017-PR | 640 | 390 |
| 13. | Bill Cappleman | 1967-69 | 636 | 349 |
| 14. | Casey Weldon | 1988-91 | 545 | 323 |
| 15. | Peter Tom Willis | 1986-89 | 500 | 304 |
| 16. | Jimmy Jordan | 1976-79 | 595 | 298 |
| 17. | Chip Ferguson | 1985-88 | 496 | 281 |
| 18. | Wally Woodham | 1975, 77-79 | 476 | 273 |
| 19. | Kelly Lowrey | 1980-83 | 464 | 252 |
| | Steve Tensi | 1962-64 | 472 | 252 |

SEASON TD PASSES

| Season TD Passes | | Year | TDs |
|------------------|-----------------------|-------------|-----------|
| 1. | Jameis Winston | 2013 | 40 |
| 2. | Chris Weinke | 2000 | 33 |
| 3. | Danny Kanell | 1995 | 32 |
| 4. | Charlie Ward | 1993 | 27 |
| 5. | Jameis Winston | 2014 | 25 |
| | Chris Weinke | 1999 | 25 |
| | Thad Busby | 1997 | 25 |
| | Gary Huff | 1972 | 25 |
| | Bill Cappleman | 1968 | 25 |
| 10. | Chris Rix | 2001 | 24 |
| 11. | EJ Manuel | 2012 | 23 |
| | Chris Rix | 2003 | 23 |
| | Gary Huff | 1971 | 23 |
| 14. | Charlie Ward | 1992 | 22 |
| | Casey Weldon | 1991 | 22 |
| 16. | Deondre Francois | 2016 | 20 |
| | Christian Ponder | 2010 | 20 |
| | Peter Tom Willis | 1989 | 20 |
| 19. | James Blackman | 2017 | 19 |
| | Chris Weinke | 1998 | 19 |

CAREER TD PASSES

| | | Years | TDs |
|-----|-----------------------|----------------|-----------|
| 1. | Chris Weinke | 1997-2000 | 79 |
| 2. | Jameis Winston | 2013-14 | 65 |
| 3. | Chris Rix | 2001-04 | 63 |
| 4. | Danny Kanell | 1992-95 | 57 |
| 5. | Gary Huff | 1970-72 | 52 |
| 6. | Charlie Ward | 1989-93 | 49 |
| 7. | EJ Manuel | 2009-12 | 47 |
| 8. | Thad Busby | 1994-97 | 46 |
| 9. | Christian Ponder | 2007-10 | 45 |
| 10. | James Blackman | 2017-PR | 41 |
| | Casey Weldon | 1988-91 | 41 |
| 12. | Jimmy Jordan | 1976-79 | 39 |
| | Bill Cappleman | 1967-69 | 39 |
| 14. | Drew Weatherford | 2004-07 | 37 |
| 15. | Deondre Francois | 2016-18 | 36 |
| 16. | Chip Ferguson | 1985-88 | 34 |
| 17. | Peter Tom Willis | 1986-89 | 33 |
| 18. | Steve Tensi | 1962-64 | 28 |
| 19. | Rick Stockstill | 1977, 79-81 | 26 |
| 20. | Danny McManus | 1984-87 | 25 |

INDIVIDUAL GAME RECORDS

PASSING

| | | |
|------------------------|------|--|
| Most Touchdown Passes: | 6 | Peter Tom Willis vs. Memphis State, 1989 |
| | 6 | Chris Weinke vs. Maryland, 1999 |
| Passing Yards: | 536 | Chris Weinke vs. Duke, 2000 |
| Completions: | 41 | Danny Kanell vs. Georgia Tech, 1995 |
| Attempts: | 67 | Danny Kanell vs. Virginia, 1995 |
| Completion Pct. | 92.6 | Jameis Winston at Pitt, 2013 |

RUSHING

| | | |
|-------------------------|-----|---------------------------------------|
| Most Rushing Yards: | 322 | Greg Allen vs. Western Carolina, 1981 |
| Most Rushes: | 36 | Cam Akers vs. ULM, 2019 |
| Rushing TDs: | 4 | Cam Akers vs. Syracuse, 2019 |
| | 4 | Dalvin Cook at Syracuse, 2016 |
| | 4 | Dalvin Cook vs. Clemson, 2016 |
| | 4 | Antone Smith vs. Miami, 2008 |
| | 4 | Greg Allen vs. Louisville, 1982 |
| | 4 | Greg Allen vs. South Carolina, 1982 |
| Most All-Purpose Yards: | 417 | Greg Allen vs. Western Carolina, 1981 |

RECEIVING

| | | |
|------------------|-----|--------------------------------------|
| Receptions: | 16 | Ron Sellers vs. South Carolina, 1968 |
| Receiving Yards: | 260 | Ron Sellers vs. Wake Forest, 1968 |
| Receiving TDs: | 5 | Ron Sellers vs. Wake Forest, 1968 |

DEFENSE

| | | |
|----------------|----|--|
| Most Tackles: | 29 | Dale McCullers vs. Texas A&M, 1968 |
| Most Sacks: | 6 | Dale McCullers vs. Memphis State, 1967 |
| Most TFLs: | 6 | Dale McCullers vs. Memphis State, 1967 |
| Interceptions: | 4 | Mario Edwards vs. Wake Forest, 1998 |

RECORDS: RUSHING/RECEIVING

SINGLE-GAME RUSHING YARDS

| | | Opponent | Year | Yards |
|-----|-----------------|---------------------------|------|-------|
| 1. | Greg Allen | Western Carolina | 1981 | 322 |
| 2. | Dalvin Cook | USF | 2016 | 267 |
| 3. | Dalvin Cook | USF | 2015 | 266 |
| 4. | Sammie Smith | East Carolina | 1987 | 244 |
| 5. | Dalvin Cook | Syracuse | 2016 | 225 |
| 6. | Greg Allen | Arizona State | 1984 | 223 |
| 7. | Dalvin Cook | Miami | 2015 | 222 |
| 8. | Sammie Smith | Tulane | 1988 | 212 |
| | Victor Floyd | South Carolina | 1985 | 212 |
| 10. | Sammie Smith | Indiana (All-American) | 1986 | 205 |
| 11. | Greg Allen | Louisiana State | 1981 | 202 |
| 12. | Greg Allen | Louisiana State | 1983 | 201 |
| | Tony Smith | Oklahoma State (Gator) | 1982 | 201 |
| 14. | Cam Akers | Syracuse | 2017 | 199 |
| 15. | Chris Thompson | Wake Forest | 2012 | 197 |
| 16. | Leon Washington | West Virginia (*05 Gator) | 2004 | 195 |
| 17. | Dalvin Cook | Clemson | 2015 | 194 |
| 18. | Cam Akers | ULM | 2019 | 193 |
| 19. | Greg Jones | Miami | 2002 | 189 |
| | Sammie Smith | Miami | 1987 | 189 |

SEASON RUSHING YARDS

| Season Rushing Yards | | Year | Att. | Yards |
|----------------------|-----------------|------|------|-------|
| 1. | Dalvin Cook | 2016 | 288 | 1765 |
| 2. | Dalvin Cook | 2015 | 229 | 1691 |
| 3. | Warrick Dunn | 1995 | 166 | 1242 |
| 4. | Sammie Smith | 1987 | 172 | 1230 |
| 5. | Warrick Dunn | 1996 | 189 | 1180 |
| 6. | Cam Akers | 2019 | 231 | 1144 |
| 7. | Greg Allen | 1983 | 200 | 1134 |
| 8. | Larry Key | 1977 | 239 | 1117 |
| 9. | Warrick Dunn | 1994 | 152 | 1026 |
| 10. | Cam Akers | 2017 | 194 | 1024 |
| 11. | Devonta Freeman | 2013 | 173 | 1016 |
| 12. | Mark Lyles | 1979 | 225 | 1011 |
| 13. | Dalvin Cook | 2014 | 170 | 1008 |
| 14. | Sam Platt | 1980 | 224 | 983 |
| 15. | Amp Lee | 1991 | 186 | 977 |
| 16. | Greg Allen | 1984 | 133 | 971 |
| 17. | Leon Washington | 2004 | 138 | 951 |
| 18. | Hodges Mitchell | 1972 | 192 | 944 |
| 19. | Greg Jones | 2002 | 161 | 938 |
| 20. | Travis Minor | 2000 | 181 | 923 |

CAREER RUSHING YARDS

| | Years | Att. | Yards | |
|-----|-----------------|-----------|-------|------|
| 1. | Dalvin Cook | 2014-16 | 687 | 4464 |
| 2. | Warrick Dunn | 1993-96 | 575 | 3959 |
| 3. | Greg Allen | 1981-84 | 624 | 3769 |
| 4. | Travis Minor | 1997-2000 | 664 | 3218 |
| 5. | Larry Key | 1974-77 | 625 | 2953 |
| 6. | Cam Akers | 2017-19 | 586 | 2874 |
| 7. | Sammie Smith | 1985-88 | 411 | 2539 |
| 8. | Greg Jones | 2000-03 | 480 | 2535 |
| 9. | Lorenzo Booker | 2003-06 | 477 | 2389 |
| 10. | Devonta Freeman | 2011-13 | 404 | 2255 |
| | Antone Smith | 2005-08 | 493 | 2255 |
| 12. | Mark Lyles | 1976-79 | 515 | 2218 |
| 13. | Sean Jackson | 1990-93 | 347 | 2133 |
| 14. | Amp Lee | 1989-91 | 405 | 2092 |
| 15. | Jermaine Thomas | 2008-11 | 379 | 2083 |
| 16. | Leon Washington | 2001-05 | 369 | 2078 |
| 17. | Dexter Carter | 1986-89 | 327 | 1788 |
| 18. | Jacques Patrick | 2015-PR | 356 | 1738 |
| 19. | Chris Thompson | 2009-12 | 277 | 1735 |
| 20. | Tom Bailey | 1968-70 | 381 | 1714 |

SEASON RUSHING TOUCHDOWNS

| | | Year | TDs |
|-----|--------------------|------|-----|
| 1. | Greg Allen | 1982 | 20 |
| 2. | Dalvin Cook | 2016 | 19 |
| | Dalvin Cook | 2015 | 19 |
| 4. | Amp Lee | 1990 | 16 |
| 5. | Antone Smith | 2008 | 15 |
| | Dayne Williams | 1987 | 15 |
| 7. | Cam Akers | 2019 | 14 |
| | Devonta Freeman | 2013 | 14 |
| 9. | Warrick Dunn | 1995 | 13 |
| | Greg Allen | 1983 | 13 |
| 11. | Warrick Dunn | 1996 | 12 |
| | Pooh Bear Williams | 1995 | 12 |
| 13. | Karlos Williams | 2014 | 11 |
| | Karlos Williams | 2013 | 11 |
| | James Wilder Jr. | 2012 | 11 |
| | Zack Crockett | 1994 | 11 |
| | Amp Lee | 1991 | 11 |
| 18. | Jermaine Thomas | 2009 | 9 |
| | Travis Minor | 1997 | 9 |
| | Rock Preston | 1994 | 9 |
| | William Floyd | 1992 | 9 |

CAREER RUSHING TOUCHDOWNS

| Career Rushing Touchdowns | | Years | TDs |
|---------------------------|--------------------|-------------|-----|
| 1. | Dalvin Cook | 2014-16 | 46 |
| 2. | Greg Allen | 1981-84 | 44 |
| 3. | Warrick Dunn | 1993-96 | 37 |
| 4. | Devonta Freeman | 2011-13 | 30 |
| | Amp Lee | 1989-91 | 30 |
| 6. | Travis Minor | 1997-2000 | 28 |
| 7. | Cam Akers | 2017-19 | 27 |
| 8. | Antone Smith | 2005-08 | 26 |
| 9. | Dayne Williams | 1986-88 | 24 |
| 10. | Greg Jones | 2000-03 | 23 |
| 11. | Karlos Williams | 2013-14 | 22 |
| 12. | James Wilder Jr. | 2011-13 | 20 |
| | Mark Lyles | 1976-79 | 20 |
| 14. | Jermaine Thomas | 2008-11 | 19 |
| 15. | Lonnie Pryor | 2009-12 | 18 |
| 16. | Jacques Patrick | 2015-PR | 17 |
| | Rock Preston | 1994-96 | 17 |
| | Pooh Bear Williams | 1993, 95-96 | 17 |
| | Dexter Carter | 1986-89 | 17 |
| 20. | William McCray | 1997-2001 | 16 |
| | William Floyd | 1991-93 | 16 |

SINGLE-GAME RECEPTIONS

| SINGLE GAME RESULTS | | Opponent | Year | Rec. |
|---------------------|------------------|----------------------|------|------|
| 1. | Ron Sellers | South Carolina | 1968 | 16 |
| 2. | Ron Sellers | Wake Forest | 1968 | 14 |
| | Ron Sellers | Houston | 1968 | 14 |
| | Ron Sellers | Penn State (Gator) | 1967 | 14 |
| 5. | Travis Rudolph | Wake Forest | 2016 | 13 |
| | Rashad Greene | Virginia | 2014 | 13 |
| | Lawrence Dawsey | Miami | 1990 | 13 |
| | Kent Gaydos | Houston | 1969 | 13 |
| | Ron Sellers | Memphis State | 1968 | 13 |
| | Ron Sellers | Alabama | 1967 | 13 |
| | Ron Sellers | Virginia Tech | 1966 | 13 |
| | Fred Biletnikoff | Oklahoma (*65 Gator) | 1964 | 13 |

SEASON RECEPTIONS

| All-Time Receivers | | Year | Rec. |
|--------------------|------------------------|-------------|-----------|
| 1. | Rashad Greene | 2014 | 99 |
| 2. | Ron Sellers | 1968 | 86 |
| 3. | Rashad Greene | 2013 | 76 |
| 4. | Kez McCorvey | 1993 | 74 |
| 5. | Peter Warrick | 1999 | 71 |
| | Andre Cooper | 1995 | 71 |
| 7. | Ron Sellers | 1967 | 70 |
| 8. | Barry Smith | 1972 | 69 |
| 9. | Anquan Boldin | 2002 | 65 |
| | Lawrence Dawsey | 1990 | 65 |
| 11. | Snoop Minnis | 2000 | 63 |
| 12. | Preston Parker | 2007 | 62 |
| | Rhett Dawson | 1971 | 62 |
| 14. | Rod Owens | 2009 | 61 |
| | Peter Warrick | 1998 | 61 |
| 16. | Tamorrion Terry | 2019 | 60 |
| | Bert Reed | 2009 | 60 |
| | E.G. Green | 1995 | 60 |
| 19. | Travis Rudolph | 2015 | 59 |
| | Kez McCorvey | 1994 | 59 |

CAREER RECEPTIONS

| | | Years | Rec. |
|-----|------------------|-------------|------|
| 1. | Rashad Greene | 2011-14 | 270 |
| 2. | Ron Sellers | 1966-68 | 212 |
| 3. | Peter Warrick | 1996-99 | 207 |
| 4. | Kez McCorvey | 1991-94 | 189 |
| 5. | Bert Reed | 2008-11 | 170 |
| 6. | E.G. Green | 1994-97 | 166 |
| 7. | Travis Rudolph | 2014-16 | 153 |
| 8. | Greg Carr | 2005-08 | 148 |
| 9. | Chris Davis | 2003-06 | 137 |
| 10. | Mike Shumann | 1973-75, 77 | 134 |
| 11. | Jesus Wilson | 2013-16 | 133 |
| 12. | De'Cody Fagg | 2004-07 | 132 |
| | Andre Cooper | 1993-96 | 132 |
| | Warrick Dunn | 1993-96 | 132 |
| 15. | Lawrence Dawsey | 1987-90 | 128 |
| | Rhett Dawson | 1969-71 | 128 |
| 17. | Nyqwan Murray | 2015-PR | 124 |
| | Kenny Shaw | 2010-13 | 124 |
| 19. | Craphonso Thorpe | 2001-04 | 123 |
| 20. | Barry Smith | 1970-72 | 119 |

Active Leader

| | 2017-PR | 95 |
|------------------------|---------|----|
| Tamorrion Terry | | |

SINGLE GAME RECEIVING YARDS

| SINGLE GAME RECEIVING YARDS | | | Opponent | Year | Yards |
|-----------------------------|------------------|--|----------------------|------|-------|
| 1. | Ron Sellers | | Wake Forest | 1968 | 260 |
| 2. | Ron Sellers | | South Carolina | 1968 | 259 |
| 3. | Peter Warrick | | Clemson | 1997 | 249 |
| 4. | Travis Rudolph | | Wake Forest | 2016 | 238 |
| 5. | Ron Sellers | | Virginia Tech | 1967 | 229 |
| 6. | Ron Sellers | | Memphis State | 1968 | 218 |
| 7. | Craphonso Thorpe | | Notre Dame | 2003 | 217 |
| 8. | Ron Sellers | | Houston | 1968 | 214 |
| 9. | Kelvin Benjamin | | Florida | 2013 | 212 |
| 10. | Kez McCorvey | | Duke | 1994 | 207 |
| 11. | Craphonso Thorpe | | Colorado | 2003 | 205 |
| 12. | Rashad Greene | | Oklahoma State | 2014 | 203 |
| 13. | Travis Rudolph | | Houston (Peach) | 2015 | 201 |
| 14. | Rod Owens | | North Carolina | 2009 | 199 |
| 15. | Javon Walker | | Virginia Tech | 2001 | 195 |
| 16. | Fred Biletnikoff | | Oklahoma (*65 Gator) | 1964 | 192 |
| 17. | Travis Rudolph | | Syracuse | 2015 | 191 |
| 18. | Peter Warrick | | Miami | 1998 | 190 |
| 19. | Snoop Minnis | | Florida | 2000 | 187 |
| 20. | E.G. Green | | NC State | 1997 | 184 |

SEASON RECEIVING YARDS

| Season Receiving Yards | | Year | Yards |
|------------------------|------------------------|-------------|-------------|
| 1. | Ron Sellers | 1968 | 1496 |
| 2. | Rashad Greene | 2014 | 1365 |
| 3. | Snoop Minnis | 2000 | 1340 |
| 4. | Barry Smith | 1972 | 1243 |
| 5. | Peter Warrick | 1998 | 1232 |
| 6. | Ron Sellers | 1967 | 1228 |
| 7. | Tamorrion Terry | 2019 | 1188 |
| 8. | Rashad Greene | 2013 | 1128 |
| 9. | E.G. Green | 1997 | 1059 |
| 10. | Kelvin Benjamin | 2013 | 1011 |
| | Anquan Boldin | 2002 | 1011 |
| 12. | E.G. Green | 1995 | 1007 |
| 13. | Andre Cooper | 1995 | 1002 |
| 14. | Lawrence Dawsey | 1990 | 999 |
| 15. | Craphonso Thorpe | 2003 | 994 |
| 16. | Fred Biletnikoff | 1964 | 987 |
| 17. | Kez McCorvey | 1993 | 966 |
| 18. | Rhett Dawson | 1970 | 946 |
| 19. | Javon Walker | 2001 | 944 |
| 20. | Peter Warrick | 1999 | 934 |

RECORDS: RECEIVING/DEFENSE

CAREER RECEIVING YARDS

| | | Years | Yards |
|-----|-------------------------|----------------|-------------|
| 1. | Rashad Greene | 2011-14 | 3830 |
| 2. | Ron Sellers | 1966-68 | 3598 |
| 3. | Peter Warrick | 1996-99 | 3517 |
| 4. | E.G. Green | 1994-97 | 2920 |
| 5. | Kez McCorvey | 1991-94 | 2660 |
| 6. | Greg Carr | 2005-08 | 2574 |
| 7. | Barry Smith | 1970-72 | 2392 |
| 8. | Travis Rudolph | 2014-16 | 2311 |
| 9. | Mike Shumann | 1973-75, 77 | 2306 |
| 10. | Craphonso Thorpe | 2001-04 | 2153 |
| 11. | Lawrence Dawsey | 1987-90 | 2129 |
| 12. | Jessie Hester | 1981-84 | 2100 |
| 13. | Snoop Minnis | 1997-2000 | 2098 |
| 14. | Bert Reed | 2008-11 | 2022 |
| 15. | <i>Tamorriion Terry</i> | <i>2017-PR</i> | <i>1932</i> |
| 16. | Kenny Shaw | 2010-13 | 1919 |
| 17. | Rhett Dawson | 1969-71 | 1915 |
| 18. | Chris Davis | 2003-06 | 1842 |
| 19. | Nyqwan Murray | 2015-PR | 1819 |
| 20. | Andre Cooper | 1993-96 | 1810 |

SEASON TD CATCHES

| | | Year | TDs |
|-----|------------------------|-------------|----------|
| 1. | Andre Cooper | 1995 | 15 |
| | Kelvin Benjamin | 2013 | 15 |
| 3. | Anquan Boldin | 2002 | 13 |
| | Barry Smith | 1972 | 13 |
| 5. | Greg Carr | 2006 | 12 |
| | Peter Warrick | 1998 | 12 |
| | Ron Sellers | 1968 | 12 |
| 8. | Craphonso Thorpe | 2003 | 11 |
| | Talman Gardner | 2001 | 11 |
| | Snoop Minnis | 2000 | 11 |
| | E.G. Green | 1997 | 11 |
| | Fred Biletnikoff | 1964 | 11 |
| | | | |
| 13. | Auden Tate | 2017 | 10 |
| | Atrewns Bell | 2000 | 10 |
| | E.G. Green | 1995 | 10 |
| 16. | <i>Tamorrian Terry</i> | <i>2019</i> | <i>9</i> |
| | Rashad Greene | 2013 | 9 |
| | Greg Carr | 2005 | 9 |
| | Lawrence Dawsey | 1988 | 9 |
| | Jessie Hester | 1984 | 9 |
| | | | |

CAREER TD CATCHES

| | | <i>Year</i> | <i>TDs</i> |
|-----|-------------------------|----------------|------------|
| 1. | Peter Warrick | 1996-99 | 31 |
| 2. | Rashad Greene | 2011-14 | 29 |
| | Greg Carr | 2005-08 | 29 |
| | E.G. Green | 1994-97 | 29 |
| 5. | Barry Smith | 1970-72 | 25 |
| 6. | Andre Cooper | 1993-96 | 24 |
| 7. | Ron Sellers | 1966-68 | 23 |
| 8. | Anquan Boldin | 1999-2002 | 21 |
| | Jessie Hester | 1981-84 | 21 |
| 10. | Lawrence Dawsey | 1987-90 | 20 |
| 11. | Talman Gardner | 1999-2002 | 19 |
| | Kelvin Benjamin | 2012-13 | 19 |
| 13. | Travis Rudolph | 2014-16 | 18 |
| | Craphonso Thorpe | 2001-04 | 18 |
| 15. | <i>Tamorriion Terry</i> | <i>2017-PR</i> | <i>17</i> |
| | Snoop Minnis | 1999-2000 | 17 |
| | Terry Anthony | 1986-89 | 17 |
| | Hassan Jones | 1982-85 | 17 |
| | Nick O'Leary | 2011-14 | 17 |
| 20. | Auden Tate | 2015-17 | 16 |
| | Kez McCorvey | 1991-94 | 16 |
| | Mike Shumann | 1973-75, 77 | 16 |
| | Fred Biletnikoff | 1962-64 | 16 |

SEASON TACKLES

| | <i>Year</i> | <i>Solo</i> | <i>Ast</i> | <i>Total</i> | |
|-----|------------------|-------------|------------|--------------|-----|
| 1. | Aaron Carter | 1977 | 82 | 99 | 181 |
| 2. | Dale McCullers | 1967 | 108 | 72 | 180 |
| 3. | Reggie Herring | 1980 | 92 | 78 | 170 |
| 4. | Dale McCullers | 1968 | 102 | 61 | 163 |
| 5. | Henry Taylor | 1984 | 80 | 79 | 159 |
| 6. | Jimmy Heggins | 1977 | 67 | 90 | 157 |
| 7. | Paul McGowan | 1987 | 97 | 53 | 150 |
| 8. | Tommy Young | 1982 | 77 | 72 | 149 |
| 9. | Ken Roe | 1983 | 82 | 64 | 146 |
| 10. | Aaron Carter | 1975 | 68 | 77 | 145 |
| | Ken Roe | 1982 | 74 | 71 | 145 |
| | Kirk Carruthers | 1989 | 77 | 68 | 145 |
| 13. | Reggie Herring | 1979 | 70 | 74 | 144 |
| 14. | Reggie Herring | 1978 | 70 | 67 | 137 |
| 15. | Paul McGowan | 1985 | 80 | 56 | 136 |
| 16. | Bill Lohse | 1970 | 81 | 54 | 135 |
| | Aaron Carter | 1976 | 76 | 59 | 135 |
| 18. | Marvin Jones | 1990 | 73 | 60 | 133 |
| 19. | Robert McEachern | 1970 | 64 | 68 | 132 |
| | Ron Hester | 1981 | 75 | 57 | 132 |

CAREER TACKLES

| | | Years | Total |
|-----|------------------|-----------|-------|
| 1. | Aaron Carter | 1974-77 | 512 |
| 2. | Reggie Herring | 1977-80 | 452 |
| 3. | Paul McGowan | 1984-87 | 446 |
| 4. | Kirk Carruthers | 1988-91 | 435 |
| 5. | Ron Simmons | 1977-80 | 383 |
| 6. | Ken Roe | 1980-83 | 379 |
| 7. | Marvin Jones | 1990-92 | 369 |
| 8. | Daryl Bush | 1994-97 | 361 |
| 9. | Kendyll Pope | 2000-03 | 352 |
| 10. | Henry Taylor | 1981-84 | 344 |
| 11. | Dale McCullers | 1966-68 | 343 |
| 12. | Michael Boulware | 2000-03 | 340 |
| | Paul Piurowski | 1977-80 | 340 |
| 14. | Bradley Jennings | 1998-2001 | 339 |
| 15. | Sam Cowart | 1993-97 | 338 |
| 16. | Fred Jones | 1983-86 | 326 |
| 17. | Nigel Bradham | 2008-11 | 306 |
| 18. | Scott Warren | 1976-79 | 300 |
| 19. | Tommy Polley | 1996-2000 | 289 |
| 20. | Jimmy Heggins | 1974-77 | 288 |

| | | |
|--------------------|---------|-----|
| Active Leader | | |
| Hamsah Nasirildeen | 2017-PR | 221 |

SEASON QUARTERBACK SACKS

| | | Year | Sacks |
|----|-----------------|------|-------|
| 1. | Peter Boulware | 1996 | 19.0 |
| 2. | DeMarcus Walker | 2016 | 16.0 |
| | Andre Wadsworth | 1997 | 16.0 |
| 4. | Brandon Jenkins | 2010 | 13.5 |
| | Everette Brown | 2008 | 13.5 |
| | Reinard Wilson | 1996 | 13.5 |
| 7. | Bjoern Werner | 2012 | 13.0 |
| | Alonzo Jackson | 2002 | 13.0 |
| 9. | Jamal Reynolds | 2000 | 12.0 |
| | Ron Simmons | 1977 | 12.0 |

CAREER QUARTERBACK SACKS

| | <i>Years</i> | <i>Sacks</i> | |
|----|-----------------|--------------|------|
| 1. | Reinard Wilson | 1993-96 | 35.5 |
| 2. | Peter Boulware | 1994-96 | 34.0 |
| 3. | DeMarcus Walker | 2013-16 | 28.5 |
| 4. | Ron Simmons | 1977-80 | 25.0 |
| 5. | Brian Burns | 2016-18 | 24.0 |
| 6. | Bjoern Werner | 2010-12 | 23.5 |
| | Jamal Reynolds | 1997-2000 | 23.5 |
| 8. | Everette Brown | 2006-08 | 23.0 |
| | Alonzo Jackson | 1999-2002 | 23.0 |
| | Andre Wadsworth | 1994-97 | 23.0 |

| | | |
|---------------|---------|-----|
| Active Leader | | |
| Marvin Wilson | 2017-PR | 8.5 |

SEASON TACKLES FOR LOSS

| | Year | TfLs | |
|-----|------------------|------|------|
| 1. | Brodrick Bunkley | 2005 | 25.0 |
| 2. | Darnell Dockett | 2001 | 22.0 |
| 3. | DeMarcus Walker | 2016 | 21.5 |
| | Brandon Jenkins | 2010 | 21.5 |
| | Everette Brown | 2008 | 21.5 |
| 6. | Corey Simon | 1999 | 21.0 |
| 7. | Darnell Dockett | 2000 | 19.0 |
| | David Warren | 2000 | 19.0 |
| | Andre Wadsworth | 1997 | 19.0 |
| 10. | Alonzo Jackson | 2002 | 18.5 |

CAREER TACKLES FOR LOSS

| | Years | TfLs | |
|-----|------------------|---------|------|
| 1. | Darnell Dockett | 2000-03 | 65.0 |
| 2. | Everette Brown | 2006-08 | 46.5 |
| 3. | DeMarcus Walker | 2013-16 | 45.0 |
| 4. | Corey Simon | 1996-99 | 44.0 |
| | Ron Simmons | 1977-80 | 44.0 |
| 6. | Travis Johnson | 2001-04 | 42.5 |
| 7. | Kevin Emanuel | 2000-03 | 41.0 |
| 8. | Brian Burns | 2016-PR | 39.5 |
| | Brandon Jenkins | 2009-12 | 37.5 |
| 10. | Brodrick Bunkley | 2002-05 | 37.0 |

| | | |
|-------------------|---------|------|
| Active Leader | | |
| Joshua Kaindoh | 2017-PR | 13.5 |
| Janarius Robinson | 2016-PR | 13.5 |
| Marvin Wilson | 2017-PR | 13.5 |

SEASON INTERCEPTIONS

| | | Year | Ints |
|----|-------------------|------|------|
| 1. | Terrell Buckley | 1991 | 12 |
| 2. | Tarvarus McFadden | 2016 | 8 |
| | Monk Bonasorte | 1979 | 8 |
| | Curt Campbell | 1951 | 8 |
| 5. | Samari Rolle | 1997 | 7 |
| | Corey Sawyer | 1992 | 7 |
| | LeRoy Butler | 1989 | 7 |
| 8. | Patrick Robinson | 2007 | 6 |
| | Tay Cody | 2000 | 6 |
| | Mario Edwards | 1998 | 6 |
| | Corey Sawyer | 1993 | 6 |
| | Terrell Buckley | 1990 | 6 |
| | Larry Harris | 1982 | 6 |
| | Bobby Butler | 1979 | 6 |
| | J.T. Thomas | 1970 | 6 |
| | Winfred Bailey | 1964 | 6 |
| | Bud Whitehead | 1959 | 6 |
| | Lee Corso | 1954 | 6 |
| | Tom Feamster | 1954 | 6 |
| | Tommy Brown | 1952 | 6 |
| | Ted Hewitt | 1949 | 6 |

CAREER INTERCEPTIONS

| | <i>Years</i> | <i>Ints</i> | |
|----|-----------------|-------------|----|
| 1. | Terrell Buckley | 1989-91 | 21 |
| 2. | Monk Bonasorte | 1977-80 | 15 |
| 3. | Deion Sanders | 1985-88 | 14 |
| | Lee Corso | 1953-56 | 14 |
| 5. | Corey Sawyer | 1991-93 | 13 |
| 6. | Tay Cody | 1997-2000 | 12 |
| | Samari Rolle | 1994-97 | 12 |
| | Brian McCrary | 1981-84 | 12 |
| | Keith Jones | 1978-80 | 12 |
| | Curt Campbell | 1950-52 | 12 |

| | | |
|--------------------|---------|---|
| Active Leader | | |
| Hamsah Nasirildeen | 2017-PR | 3 |

SEASON STATS: GAME-BY-GAME STARTS

| | GT | UM | JSU | ND | UNC | UL | UP | NCS | CU | UVA | DU |
|------|----|----|-----|----|-----|----|----|-----|----|-----|----|
| QB | | | | | | | | | | | |
| RB | | | | | | | | | | | |
| WR | | | | | | | | | | | |
| WR | | | | | | | | | | | |
| WR | | | | | | | | | | | |
| TE | | | | | | | | | | | |
| LT | | | | | | | | | | | |
| LG | | | | | | | | | | | |
| C | | | | | | | | | | | |
| RG | | | | | | | | | | | |
| RT | | | | | | | | | | | |
| EDGE | | | | | | | | | | | |
| DT | | | | | | | | | | | |
| NG | | | | | | | | | | | |
| DT | | | | | | | | | | | |
| EDGE | | | | | | | | | | | |
| LB | | | | | | | | | | | |
| LB | | | | | | | | | | | |
| CB | | | | | | | | | | | |
| S | | | | | | | | | | | |
| S | | | | | | | | | | | |
| CB | | | | | | | | | | | |
| PK | | | | | | | | | | | |
| SNP | | | | | | | | | | | |
| H | | | | | | | | | | | |
| KO | | | | | | | | | | | |
| P | | | | | | | | | | | |

CAREER STARTS

| Player | '17 | '18 | '19 | '20 | Ttl | Consec |
|---------------------|-----|-----|-----|-----|-----|--------|
| Carlos Becker III | - | - | 2 | - | 2 | 2 |
| James Blackman | 12 | 1 | 10 | - | 23 | 4 |
| Isaiah Bolden | - | - | 1 | - | 1 | 1 |
| Andrew Boselli | - | - | 2 | - | 2 | - |
| Dennis Briggs, Jr. | - | - | 2 | - | 2 | - |
| DeCalon Brooks | - | 7 | - | - | 7 | - |
| Robert Cooper | - | - | 13 | - | 13 | 13 |
| Akeem Dent | - | - | 5 | - | 5 | - |
| Cory Durden | - | 1 | 12 | - | 13 | - |
| Cyrus Fagan | - | - | 5 | - | 5 | - |
| Amari Gainer | - | - | 9 | - | 9 | 9 |
| Brendan Gant | - | - | 1 | - | 1 | 1 |
| Keyshawn Helton | - | 1 | 4 | - | 5 | - |
| Baveon Johnson | - | - | 11 | - | 11 | 3 |
| Joshua Kaindoh | - | 1 | 1 | - | 2 | - |
| Jaiden Lars-Woodbey | - | 12 | 4 | - | 16 | - |
| Dontae Lucas | - | - | 7 | - | 7 | - |
| D.J. Matthews | 1 | 6 | 9 | - | 16 | 2 |
| Hamsah Nasirildeen | 2 | 5 | 10 | - | 17 | - |
| Emmett Rice | 1 | - | 9 | - | 10 | 7 |
| Janarius Robinson | - | 8 | 11 | - | 19 | 7 |
| Asante Samuel Jr. | - | 3 | 12 | - | 13 | 2 |
| Brady Scott | - | 6 | 10 | - | 16 | 3 |
| Deonté Sheffield | - | - | 1 | - | 1 | 1 |
| Maurice Smith | - | - | 2 | - | 2 | 1 |
| Tamorrion Terry | - | 11 | 13 | - | 24 | 24 |
| Tru Thompson | - | - | 1 | - | 1 | 1 |
| Leonard Warner III | - | 4 | 12 | - | 16 | 6 |
| Darius Washington | - | - | 3 | - | 3 | - |
| Marvin Wilson | - | 5 | 9 | - | 14 | - |
| Ontaria Wilson | - | 2 | 7 | - | 9 | - |

SPECIAL TEAM STARTS

| Player | '19 | '20 | Ttl | Consec |
|-----------------|-----|-----|-----|--------|
| Parker Grothaus | 12 | - | 12 | 12 |
| Tommy Martin | 12 | - | 12 | 12 |

TD BREAKDOWN

| Total Touchdowns in 2020 | -- | TDs by Yardage |
|--------------------------|----|-----------------------|
| Offensive | - | 0-9 Yards - |
| Rushing | - | 10-19 Yards - |
| Passing | - | 20-39 Yards - |
| Defensive | - | 40-49 Yards - |
| Interception | - | 50-99 Yards - |
| Fumble | - | |
| Special Teams | - | TD Drives by Plays |
| Punt Return | - | 0-3 Plays - |
| Kickoff Return | - | 4-6 Plays - |
| | | 7-9 Plays - |
| | | 10+ Plays - |
| Longest Touchdown | | TD Drives by Distance |
| | | 0-19 Yards - |
| PLAYS: Longest | | 20-39 Yards - |
| | | 40-59 Yards - |
| PLAYS: Shortest | | 60-79 Yards - |
| | | 80-99 Yards - |
| TIME: Longest | | TD Drives by Time |
| | | :00-:59 - |
| TIME: Shortest | | 1:00-1:59 - |
| | | 2:00-3:59 - |
| YARDS: Longest | | 4:00+ - |
| | | |
| YARDS: Shortest | | |
| | | |

SCORING DRIVES: OPPONENT

[illegible]