




## **2019 Georgia Tech Softball Information Guide**

Georgia Tech Communications & Public Relations

## COMMUNICATIONS &amp; PR

**MIKE FLYNN**

Assistant AD  
Communications & Public Relations

**MIKE STAMUS**

Associate Director  
Communications & Public Relations

**ANDREW CLAUSEN**

Assistant Director  
Communications & Public Relations

**LIZ RYAN**

Assistant Director  
Communications & Public Relations

**ALEX KEATOR**

Assistant Director  
Communications & Public Relations

**NICK RODRIGUEZ**

Intern  
Communications & Public Relations

**GEORGIA TECH ATHLETICS COMMUNICATIONS & PUBLIC RELATIONS**

Arthur B. Edge Jr. Intercollegiate Athletics Center  
150 Bobby Dodd Way NW, Atlanta, GA 30332

**Phone:** 404-894-5445 | [www.RamblinWreck.com](http://www.RamblinWreck.com)

**COMMUNICATIONS & PUBLIC RELATIONS**

**MIKE FLYNN** Assistant AD / Communications & Public Relations

**Responsibilities:** Football

**Alma Mater:** Miami (Ohio), 2001 | **Joined GTAA:** June 2016

**Office:** 404-894-5445 | **Cell:** 828-964-6406 | **Email:** mflynn@athletics.gatech.edu | [Twitter](#) @MFlynnGT

**MIKE STAMUS** Associate Director

**Responsibilities:** Men's Basketball, Golf, Football Credentials

**Alma Mater:** Virginia Tech, 1983 | **Joined GTAA:** August 1983

**Office:** 404-894-5445 | **Cell:** 404-218-9723 | **Email:** mstamus@athletics.gatech.edu | [Twitter](#) @BusterStamus

**ANDREW CLAUSEN** Assistant Director

**Responsibilities:** Football, Baseball, Swimming & Diving

**Alma Mater:** Appalachian State, 2016 | **Joined GTAA:** September 2018

**Office:** 404-894-5445 | **Cell:** 678-764-0867 | **Email:** aclausen@athletics.gatech.edu | [Twitter](#) @guruandrew

**LIZ RYAN** Assistant Director

**Responsibilities:** Women's Basketball, Women's Tennis

**Alma Mater:** North Carolina, 2007 | **Joined GTAA:** August 2016

**Office:** 404-894-5445 | **Cell:** 404-431-9619 | **Email:** lryan@athletics.gatech.edu

**ALEX KEATOR** Assistant Director

**Responsibilities:** Volleyball, **SOFTBALL**

**Alma Mater:** Syracuse, 2016 | **Joined GTAA:** July 2016

**Office:** 404-894-5445 | **Cell:** 413-207-2604 | **Email:** akeator@athletics.gatech.edu | [Twitter](#) @aykay24

**NICK RODRIGUEZ** Intern

**Responsibilities:** Track and Field, Cross Country, Men's Tennis

**Alma Mater:** College of Charleston, 2018 | **Joined GTAA:** November 2018

**Office:** 404-894-5445 | **Cell:** 770-778-2216 | **Email:** nrodriguez@athletics.gatech.edu | [Twitter](#) @Nick\_Rodriguez

# QUICK FACTS & TABLE OF CONTENTS

## THE INSTITUTE

|                                    |                                 |
|------------------------------------|---------------------------------|
| Official Name .....                | Georgia Institute of Technology |
| Enrollment .....                   | 29,000                          |
| Location .....                     | Atlanta, Ga.                    |
| Founded .....                      | 1885                            |
| Nicknames .....                    | Rambling Wreck, Yellow Jackets  |
| Mascots .....                      | Buzz; 1930 Model "A" Ford       |
| Colors .....                       | Old Gold and White              |
| Institute Website .....            | www.gatech.edu                  |
| Athletics Website .....            | www.ramblinwreck.com            |
| Facility .....                     | Mewborn Field (1,500)           |
| Conference .....                   | Atlantic Coast                  |
| President .....                    | Dr. G.P. "Bud" Peterson         |
| Director of Athletics .....        | Todd Stansbury                  |
| Senior Women's Administrator ..... | Joeleen Akin                    |

## COACHING STAFF

|                            |                         |
|----------------------------|-------------------------|
| Head Coach .....           | Aileen Morales          |
| Alma Mater, Year .....     | Georgia Tech, 2009      |
| Record at Tech/Years ..... | 28-26/Second            |
| Career Record/Years .....  | 141-131/Fifth year      |
| Assistant Coach .....      | Reese Mariconda         |
| Alma Mater, Year .....     | Virginia Tech, 2009     |
| Year at Tech .....         | Second                  |
| Assistant Coach .....      | Alison Owen             |
| Alma Mater, Year .....     | Mississippi State, 2014 |
| Year at Tech .....         | Second                  |

## FACILITY INFORMATION

|                           |                        |
|---------------------------|------------------------|
| Stadium .....             | Mewborn Field          |
| Capacity .....            | 1,500                  |
| Outfield Dimensions ..... | 190 ft. down the lines |
| .....                     | 220 ft. at centerfield |
| Surface .....             | Grass                  |

## 2019 PREVIEW

|                               |     |
|-------------------------------|-----|
| Starters Returning/Lost ..... | 6/3 |
| Pitchers Returning/Lost ..... | 2/1 |
| Newcomers .....               | 8   |

## SOFTBALL HISTORY

|                                |                  |
|--------------------------------|------------------|
| First Year .....               | 1987             |
| All-Time Record .....          | 996-787-2 (.559) |
| NCAA Tournament App/Last ..... | 11/2012          |
| NCAA Tournament Record .....   | 19-22            |

## 2018 SEASON REVIEW

|                                     |           |
|-------------------------------------|-----------|
| Overall Record .....                | 28-26     |
| ACC Record/Place .....              | 13-11/6th |
| Final USA Today/NFCA Ranking .....  | NR        |
| ESPN.COM/USA Softball Ranking ..... | NR        |

## CALL US GEORGIA TECH

The Georgia Institute of Technology is the official title, but Georgia Tech will work fine, or just Tech. We are never 'Georgia Tech University'.

## TABLE OF CONTENTS

|  |     |
|--|-----|
| The Institute/Table of Contents .....    | 1   |
| Follow Georgia Tech Softball .....       | 2-3 |
| Team Information & TV/Radio Roster ..... | 4-5 |
| Mewborn Field .....                      | 6-7 |

## MEET THE TEAM

|  |    |
|--|----|
| Krzus & Ellebracht .....                                       | 9  |
| Barfield & Bruce .....   | 10 |
| Huckabay & Johns .....   | 11 |
| Many & Prairie .....   | 12 |
| Puckett & Stavro .....   | 13 |
| Awald & Dickerson .....  | 14 |
| Hooper & Mora .....  | 15 |
| Pye & Roper .....  | 16 |
| Stanford & Webb .....  | 17 |
| Billings, Jackson, Pinholster, Turnbull & Zeittler .....       | 18 |
| Head Coach Aileen Morales .....                                | 19 |
| Assistant Coaches and Graduate Manager .....                   | 20 |
| Support Staff .....  | 21 |
| Institute President and Faculty Athletics Representative ..... | 22 |
| Director of Athletics and Sport Administrator .....            | 23 |

## HISTORY

|   |       |
|---|-------|
| All-Americans .....   | 25    |
| National & ACC Athletic Honors .....                                  | 25-26 |
| Academic Honors, Georgia Tech Sports Hall of Fame & Pro Jackets ..... | 27-28 |
| All-Time Letterwinners .....  | 29    |
| All-Time Coaches .....  | 30    |
| Year-by-Year Results .....  | 31-42 |
| ACC/NCAA Tournament Results .....                                     | 43    |
| Series History .....  | 44-55 |

## RECORDS

|                                    |       |
|------------------------------------|-------|
| Career Records .....               | 57    |
| Season Individual Records .....    | 58    |
| Season Team Records .....          | 59    |
| Single Game Records .....          | 59    |
| Season Leaders .....               | 60-62 |
| Team Year-by-Year Statistics ..... | 63    |

# FOLLOW GEORGIA TECH SOFTBALL

## TECH ON TV

All of Georgia Tech softball's 26 home games will appear on ACC Network Extra.

## CREDENTIALS

Credential requests should be made to Alex Keator via phone (404.894.5445) or email (akeator@athletics.gatech.edu) at least 24 hours in advance.

## INTERVIEWS

All interview requests for head coach Aileen Morales or any Georgia Tech softball player should be directed to Alex Keator in the communication and public relations office. Players and coaches are not available on gameday until after the conclusion of the game.

## POST-GAME PROCEDURE

No formal press conference is held following a Georgia Tech softball game. Coaches and players are available following a brief team meeting at the conclusion of the game. No interviews will be allowed between games of a double-header, but will be conducted after the second game. All interview requests should be directed to Alex Keator.

## PRACTICE COVERAGE

Media wishing to attend a practice should contact Alex Keator at least one day in advance. All interviews will take place after practice at Mewborn Field.

## 2019 SCHEDULE

|   |  |                     |  |
|---|--|---------------------|--|
| River City Leadoff (Gulf Shores, Ala.)      |  |                     |  |
| Feb. 8                                      | vs. Providence                                     | 4:30 p.m.           | Jacksonville, Fla.                     |
| Feb. 9                                      | vs. Providence                                     | 11:30 a.m.          | Jacksonville, Fla.                     |
|   | vs. UMass - Lowell                                 | 1 p.m.              | Jacksonville, Fla.                     |
| Feb. 10                                     | at Jacksonville                                    | 12:30 p.m.          | Jacksonville, Fla.                     |
| <b>Feb. 13</b>                              | <b>Georgia State</b>                               | <b>5 p.m.</b>       | <b>Atlanta, Ga.</b>                    |
| <b>ACC/Big Ten Challenge (Atlanta, Ga.)</b> |  |                     |  |
| <b>Feb. 15</b>                              | <b>Illinois</b>                                    | <b>4 p.m.</b>       | <b>Atlanta, Ga.</b>                    |
| <b>Feb. 16</b>                              | <b>Illinois</b>                                    | <b>3 p.m.</b>       | <b>Atlanta, Ga.</b>                    |
|   | <b>Michigan State</b>                              | <b>5:30 p.m.</b>    | <b>Atlanta, Ga.</b>                    |
| <b>Feb. 17</b>                              | <b>Michigan State</b>                              | <b>12:30 p.m.</b>   | <b>Atlanta, Ga.</b>                    |
| The Snowman (Starkville, Miss.)             |  |                     |  |
| Feb. 22                                     | vs. Southeastern Louisiana<br>at Mississippi State | 1:30 p.m.<br>4 p.m. | Starkville, Miss.<br>Starkville, Miss. |
| Feb. 23                                     | vs. Alcorn State<br>TBA                            | 11 a.m.<br>TBA      | Starkville, Miss.<br>Starkville, Miss. |
| Feb. 24                                     | TBA  | TBA                 | Starkville, Miss.                      |
| <b>Feb. 27</b>                              | <b>Kennesaw State</b>                              | <b>5 p.m.</b>       | <b>Atlanta, Ga.</b>                    |
| <b>I-75 Challenge (Atlanta, Ga.)</b>        |  |                     |  |
| <b>March 1</b>                              | <b>Fordham</b>                                     | <b>1 p.m.</b>       | <b>Atlanta, Ga.</b>                    |
|   | <b>Fordham</b>                                     | <b>3 p.m.</b>       | <b>Atlanta, Ga.</b>                    |
| <b>March 2</b>                              | <b>Hofstra</b>                                     | <b>1 p.m.</b>       | <b>Atlanta, Ga.</b>                    |
|   | <b>Hofstra</b>                                     | <b>3 p.m.</b>       | <b>Atlanta, Ga.</b>                    |
| <b>March 3</b>                              | <b>Western Carolina</b>                            | <b>1 p.m.</b>       | <b>Atlanta, Ga.</b>                    |
| <b>March 6</b>                              | <b>Georgia</b>                                     | <b>7 p.m.</b>       | <b>Atlanta, Ga.</b>                    |
| March 8                                     | at Virginia Tech*                                  | 6 p.m.              | Blacksburg, Va.                        |
| March 9                                     | at Virginia Tech*                                  | 2 p.m.              | Blacksburg, Va.                        |
| March 10                                    | at Virginia Tech*                                  | 1 p.m.              | Blacksburg, Va.                        |
| <b>March 13</b>                             | <b>Mercer</b>                                      | <b>6 p.m.</b>       | <b>Atlanta, Ga.</b>                    |
| <b>March 15</b>                             | <b>Virginia*</b>                                   | <b>4 p.m.</b>       | <b>Atlanta, Ga.</b>                    |
| <b>March 16</b>                             | <b>Virginia*</b>                                   | <b>1 p.m.</b>       | <b>Atlanta, Ga.</b>                    |
| <b>March 17</b>                             | <b>Virginia*</b>                                   | <b>12 p.m.</b>      | <b>Atlanta, Ga.</b>                    |
| March 19                                    | at Troy  | 5 p.m.              | Troy, Ala.                             |
| March 20                                    | at Furman  | 7 p.m.              | Greenville, S.C.                       |
| March 22                                    | at North Carolina*                                 | 6 p.m.              | Chapel Hill, N.C.                      |
| March 23                                    | at North Carolina*                                 | 1 p.m.              | Chapel Hill, N.C.                      |
| March 24                                    | at North Carolina*                                 | 1 p.m.              | Chapel Hill, N.C.                      |
| March 27                                    | at Alabama   | 7 p.m.              | Tuscaloosa, Ala.                       |
| <b>March 29</b>                             | <b>Duke*</b>                                       | <b>4 p.m.</b>       | <b>Atlanta, Ga.</b>                    |
| <b>March 30</b>                             | <b>Duke*</b>                                       | <b>1 p.m.</b>       | <b>Atlanta, Ga.</b>                    |
| <b>March 31</b>                             | <b>Duke*</b>                                       | <b>12 p.m.</b>      | <b>Atlanta, Ga.</b>                    |
| April 3                                     | at Georgia State                                   | 6 p.m.              | Panthersville, Ga.                     |
| April 6                                     | at Iowa State                                      | 2 p.m.              | Ames, Iowa                             |
|   | at Iowa State                                      | 4:30 p.m.           | Ames, Iowa                             |
| April 7                                     | at Iowa State                                      | 2 p.m.              | Ames, Iowa                             |
| April 10                                    | at Kennesaw State                                  | 6 p.m.              | Kennesaw, Ga.                          |
| <b>April 12</b>                             | <b>Pittsburgh*</b>                                 | <b>4 p.m.</b>       | <b>Atlanta, Ga.</b>                    |
| <b>April 13</b>                             | <b>Pittsburgh*</b>                                 | <b>1 p.m.</b>       | <b>Atlanta, Ga.</b>                    |
| <b>April 14</b>                             | <b>Pittsburgh*</b>                                 | <b>1 p.m.</b>       | <b>Atlanta, Ga.</b>                    |
| April 17                                    | at Georgia   | 7 p.m.              | Athens, Ga.                            |
| April 19                                    | at Louisville*                                     | 6 p.m.              | Louisville, Ky.                        |
| April 20                                    | at Louisville*                                     | 1 p.m.              | Louisville, Ky.                        |
| April 21                                    | at Louisville*                                     | 12 p.m.             | Louisville, Ky.                        |
| <b>April 26</b>                             | <b>Syracuse*</b>                                   | <b>4 p.m.</b>       | <b>Atlanta, Ga.</b>                    |
| <b>April 27</b>                             | <b>Syracuse*</b>                                   | <b>1 p.m.</b>       | <b>Atlanta, Ga.</b>                    |
| <b>April 28</b>                             | <b>Syracuse*</b>                                   | <b>12 p.m.</b>      | <b>Atlanta, Ga.</b>                    |
| May 3                                       | at Notre Dame*                                     | 6 p.m.              | South Bend, Ind.                       |
| May 4                                       | at Notre Dame*                                     | 2 p.m.              | South Bend, Ind.                       |
| May 5                                       | at Notre Dame*                                     | 12 p.m.             | South Bend, Ind.                       |
| May 8-11                                    | ACC Championship                                   | TBA                 | Tallahassee, Fla.                      |

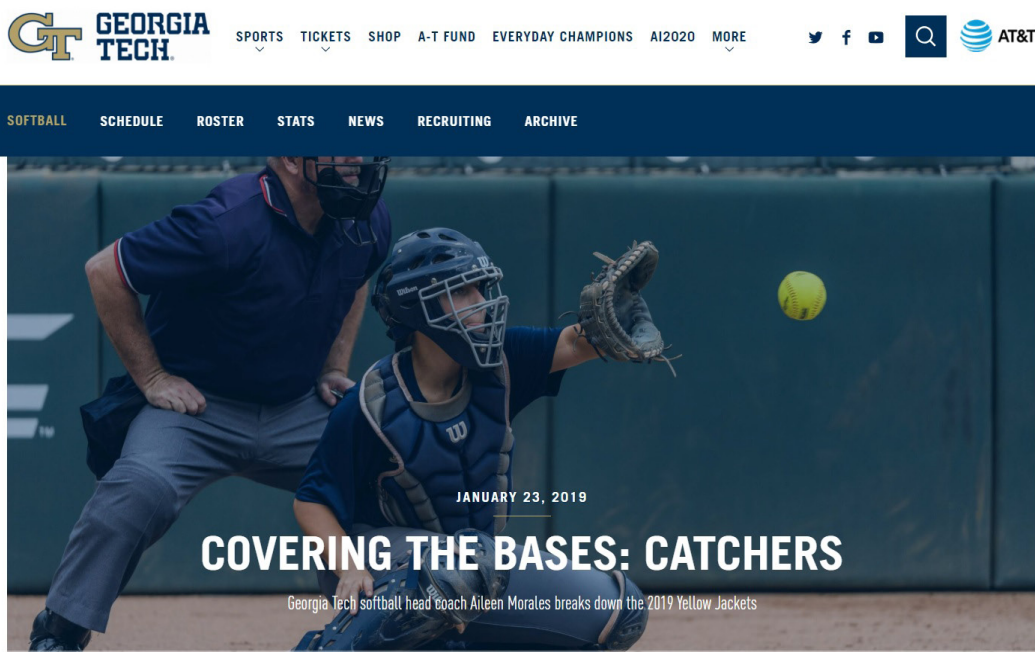
\* Denotes ACC game

All times Eastern and subject to change  
Home games are in bold, italics



# FOLLOW GEORGIA TECH SOFTBALL

INFORMATION



Follow the Georgia Tech softball team all season long through a variety of outlets including [www.RamblinWreck.com](http://www.RamblinWreck.com), Facebook, Twitter, YouTube and Instagram. Fans can follow the home contests on ACC Network Extra.



Georgia Tech  
Softball



@GatechSoftball



GaTechSoftball



RamblinWreckTube

## 2018 ROSTER INFORMATION

## PRONUNCIATION GUIDE

Huckabay ..... Huck-uh-bee  
 Krzus ..... Cruise  
 Pye ..... Pie  
 Many ..... Man-ee  
 Ariella ..... Air-ee-ella  
 Ellebracht ..... Ell-uh-brock

## BREAKDOWN BY CLASS

**Seniors (2):** Kaylee Ellebracht, Katie Krzus

**Juniors (8):** Brooke Barfield, Morgan Bruce, Crosby Huckabay, Amber Johns, Isabella Many, Drew Puckett, Rebecca Prairie, Sydney Stavro

**Sophomores (8):** Tricia Awald, Naomi Dickerson, Lilly Hooper, Bianca Mora, Saige Pye, Breanna Roper, Cameron Stanford, Skye Webb

**Freshmen (5):** Maddie Billings, Ariella Jackson, Palmer Pinholster, Hannah Trumbull, Bailee Zeitler

| NO. | NAME              | POS.   | HT.  | YR | B/T | HOMETOWN/LAST SCHOOL                            |
|-----|-------------------|--------|------|----|-----|---|
| 1   | Sydney Stavro     | OF     | 5-3  | JR | L/R | Buford, Ga./Buford                              |
| 2   | Bailee Zeitler    | INF    | 5-3  | FR | R/R | Canton, Ga./Sequoyah                            |
| 3   | Bianca Mora       | OF     | 5-7  | SO | R/R | Cumming, Ga./South Forsyth                      |
| 4   | Rebecca Prairie   | C      | 5-8  | JR | R/R | Valdosta, Ga./Lowndes County                    |
| 5   | Brooke Barfield   | LHP    | 5-8  | JR | L/L | Pembroke, Ga./Bryan County                      |
| 6   | Naomi Dickerson   | UTL    | 5-4  | SO | R/L | Whittier, Calif./La Serna                       |
| 8   | Morgan Bruce      | RHP    | 5-8  | JR | R/R | Roanoke, Va./Northside/Ole Miss                 |
| 11  | Amber Johns       | RHP    | 5-8  | JR | R/R | Kennesaw, Ga./Kennesaw Mountain/North Georgia   |
| 12  | Hannah Turnbull   | INF    | 5-6  | FR | R/R | Lilburn, Ga./Parkview                           |
| 13  | Cameron Stanford  | OF     | 5-6  | SO | R/R | Alpharetta, Ga./Alpharetta                      |
| 14  | Kaylee Ellebracht | C      | 5-5  | SR | R/R | Los Alamitos, Calif./Los Alamitos               |
| 16  | Saige Pye         | INF    | 5-6  | SO | R/R | Stockton, Calif./Bear Creek                     |
| 17  | Drew Puckett      | INF/OF | 5-11 | JR | R/R | Buford, Ga./Buford                              |
| 18  | Maddie Billings   | INF    | 5-6  | FR | R/R | Woodstock, Ga./Etowah                           |
| 19  | Crosby Huckabay   | INF/OF | 5-9  | JR | R/R | Chattanooga, Tenn./Baylor School                |
| 20  | Katie Krzus       | INF/OF | 5-9  | SR | R/R | Orland Park, Ill./Carl Sandburg                 |
| 21  | Breanna Roper     | INF    | 5-8  | SO | L/R | Woodstock, Ga./Woodstock                        |
| 22  | Tricia Awald      | INF    | 5-8  | SO | L/L | Marietta, Ga./Wheeler/Kennesaw State            |
| 23  | Isabella Many     | INF    | 5-9  | JR | R/R | Annandale, N.J./North Hunterdon                 |
| 31  | Lilly Hooper      | INF    | 5-6  | SO | R/R | Cataula, Ga./Harris County                      |
| 33  | Palmer Pinholster | RHP    | 5-9  | FR | R/R | McDonough, Ga./Eagles Landing Christian Academy |
| 66  | Skye Webb         | OF     | 5-5  | SO | L/L | Temecula, Calif./Temecula Valley                |
| 73  | Ariella Jackson   | OF     | 5-10 | FR | R/R | Pikesville, Md./Pikesville                      |

## COACHING STAFF

Head Coach — Aileen Morales (Second Season; Georgia Tech, 2009)

Assistant Coach — Reese Mariconda (Second Season; Virginia Tech, 2009)

Assistant Coach — Alison Owen (Second Season; Mississippi State, 2014)

Graduate Manager — Elicia D'Orazio (First season, Marshall 2018)

# TV/RADIO ROSTER



#1

**SYDNEY STAVRO**

INF/OF • L/R • 5-3 • Jr.  
Buford, Ga./Buford



#2

**BAILEE ZEITLER**


INF • R/R • 5-3 • Fr.  
Canton, Ga./Sequoyah



#3

**BIANCA MORA**

INF • R/R • 5-7 • So.  
Cumming, Ga./South  
Forsyth



#4

**REBECCA PRAIRIE**

C • R/R • 5-8 • Jr.  
Valdosta, Ga./Lowndes  
County



#5

**BROOKE BARFIELD**

LHP • L/L • 5-8 • Jr.  
Pembroke, Ga./Bryan  
County



#6

**NAOMI DICKERSON**

LHP • R/L • 5-4 • So.  
Whittier, Calif./La Serna



#8

**MORGAN BRUCE**

RHP • R/R • 5-8 • Jr.  
Roanoke, Va./Ole Miss



#11

**AMBER JOHNS**


RHP • R/R • 5-8 • Jr.  
Kennesaw, Ga./North  
Georgia



#12

**HANNAH TURNBULL**

INF • R/R • 5-6 • Fr.  
Lilburn, Ga./Parkview



#13

**CAMERON STANFORD**

OF • R/R • 5-6 • So.  
Alpharetta, Ga./Alpharetta



#14

**KAYLEE ELLEBRACHT**

C • R/R • 5-5 • Sr.  
Los Alamitos, Calif./Los  
Alamitos



#16

**SAIGE PYE**

INF • R/R • 5-6 • So.  
Stockton, Calif./Bear Creek



#17

**DREW PUCKETT**

INF/OF • R/R • 5-11 • Jr.  
Buford, Ga./Buford



#18

**MADDIE BILLINGS**

INF • R/R • 5-6 • Fr.  
Woodstock, Ga./Etowah



#19

**CROSBY HUCKABAY**

INF/OF • R/R • 5-9 • Jr.  
Chattanooga, Tenn./Baylor  
School



#20

**KATIE KRZUS**

INF/OF • R/R • 5-9 • Sr.  
Orland Park, Ill./Carl  
Sandburg



#21

**BREANNA ROPER**

INF • L/R • 5-8 • Fr.  
Woodstock, Ga./  
Woodstock



#22

**TRICIA AWALD**

INF • L/L • 5-8 • So.  
Marietta, Ga./Kennesaw  
State



#23

**ISABELLA MANY**

INF • R/R • 5-9 • Jr.  
Annandale, N.J./North  
Hunterdon



#31

**LILLY HOOPER**

INF • R/R • 5-6 • Fr.  
Cataula, Ga./Harris County



#33

**PALMER PINHOLSTER**

RHP • R/R • 5-9 • Fr.  
McDonough, Ga./Eagles  
Landing Christian Academy



#66

**SKYE WEBB**

OF • L/L • 5-5 • So.  
Sugar Hill, Ga./North  
Gwinnett



#73

**ARIELLA JACKSON**

OF • R/R • 5-10 • Sr.  
Pikesville, Md./Pikesville



**AILEEN MORALES**

Head Coach - 2nd Season  
Tech Record: 28-26  
Career: 5th Season  
Career Record: 141-131



**ALISON OWEN**

Assistant/Pitching Coach -  
2nd Season



**REESE MARICONDA**

Assistant Coach -  
2nd Season



**ELICIA D'ORAZIO**

Graduate Manager - 1st  
Season



## MEWBORN FIELD

Shirley Clements Mewborn Field is one of the premier softball facilities in the nation. The \$4.9 million on-campus home of the Yellow Jackets was officially dedicated on March 10, 2009. It is named after Shirley Clements Mewborn, one of the first two women to receive a degree from Georgia Tech.

In its first two years at Mewborn Field, Georgia Tech hosted an NCAA Regional and was featured on ESPN. In 2009, Mewborn Field and the Jackets played host to the Atlanta Super Regional against eventual national champion Washington, which was televised on ESPN and in 2010 the entire Atlanta Regional was broadcast in HD on ESPN and ESPN2.

Mewborn Field is a state-of-the-art facility nestled at the corner of Fowler and Eighth Streets on the Georgia Tech Campus. Some of the features include:

- Backstop netting that was extended in 2017 above the dugouts to increase fan safety.
- A capacity of 1,500, including nearly 600 chair backs. Whether it's in the main grandstand or in a standing room area, each spot at Mewborn Field gives you a feeling like you are on top of the action, as well as a spectacular view of the Atlanta skyline, especially at night.
- New backstop and outfield padding that was installed for the 2016 season.
- Press box with separate TV and radio broadcast booths.
- Raised grassy hills on each baseline giving fans a unique perspective.
- Bullpen for each team with ample space for two pitchers to warm-up.
- Indoor facility down the left field line with three batting cages. Retractable batting cage nets were added for the 2017 season. The surface is the same as the infield, allowing pitchers and infielders to work out during inclement weather.
- Completed in time for the 2011 season is the team building. Located just behind the indoor facility, this building features a locker room, coaches' locker room and offices, umpire room, meeting rooms, video room and a training room.
- For the 2018 season the Yellow Jackets played under a videoboard for the first time. The Daktronics display measures 22-by-16.5 feet.





# MEWBORN FIELD

## FAST FACTS

- Officially Dedicated: March 10, 2009
- First Game: Tech defeated UT Martin, 2-1
- First Batter: Tech pitcher Tiffany Johnson struck out UTM's Jenny Bain
- First Hit: Jenny Bain, UT Martin (top of the fourth inning)
- First Georgia Tech Hit: Jen Yee (bottom of the fourth inning)
- First Home Run: Jenny Bain, UT Martin (top of the fourth inning)
- First Georgia Tech Home Run: Kristen Adkins (bottom of the fifth inning)
- First Winning Pitcher: Tiffany Johnson, Georgia Tech
- Dimensions: 190 feet down the lines, 220 to dead center
- Capacity: 1,500 (586 chair-backs)
- Cost: \$4.99 Million
- Drainage: The rain that falls on the grounds is channeled into a 42,000-gallon underground cistern beyond right field. If full, the cistern can keep the field watered for two to three weeks without rain.
- Lighting System: Musco Sports Lighting System
- Admission: Free
- Parking: Free parking is available on a first-come, first-served basis in the McCamish Pavilion lot, pending other Georgia Tech events.



## ***Meet The Team***

|  |              |
|--|--------------|
| <b>Student-Athlete Profiles</b>                        | <b>9-18</b>  |
| <b>Coaches, Graduate Manager &amp; Support Staff</b>   | <b>19-21</b> |
| <b>Institute President &amp; Faculty Athletics Rep</b> | <b>22</b>    |
| <b>Director of Athletics &amp; Sport Administrator</b> | <b>23</b>    |



## STUDENT-ATHLETE PROFILES



# 14

## KAYLEE ELLEBRACHT

**Senior | Catcher | R/R | 5-5**  
**Los Alamitos, Calif. | Los Alamitos HS**

**2018 (Junior):** Saw action in 46 games, making 43 starts at catcher and designated player ... Hit a walk-off home run against DePaul (March 2) to give Tech the win in extra innings ... Recorded a season-high 12 putouts in the win over DePaul ... Had two hits against Boston College (May 5) to end the Jackets' nine-game losing streak to the Eagles.

**2017 (Sophomore):** Started 41 games behind the plate ... Tallied 25 hits, four doubles, 10 RBI and seven runs ... Tallied at least two hits four times ... Led the ACC in the regular season with seven pick offs and was second in runners caught stealing ... Went 3-for-5 with an RBI against NC State (April 7) ... Went 2-for-3 with two RBI against Georgia Southern (April 19) ... Scored two runs against NC State (April 8) and against Syracuse (March 17).

**2016 (Freshman):** Started all but three games behind the plate ... Tallied two hits vs. Ohio State (Feb. 20) ... Recorded 20 hits with seven runs, three doubles and three RBI ... Caught 14 runners stealing ... Tallied two RBI against North Carolina (May 8).

**High School:** Ellebracht was a four-year letterwinner and one-year captain as a catcher for head coach Rob Well at Los Alamitos High School ... Member of the Sunset League Championship team in 2011 ... Hit three home runs in the Premier Girls Fastpitch Nationals ... Member of her school's honor roll all four years.

**Personal:** Born Kaylee Elisabeth Ellebracht on Jan. 14, 1997 in Los Alamitos, Calif. ... Daughter of Kevin and Sonia Ellebracht ... Sister to Kira and Teddy ... Majoring in business administration.

## CAREER STATISTICS

| YEAR  | AVG  | GP-GS   | AB  | R  | H  | 2B | 3B | HR | RBI | BB | SO | SB-ATT | FLD % |
|-------|------|---------|-----|----|----|----|----|----|-----|----|----|--------|-------|
| 2016  | .164 | 52-52   | 128 | 8  | 21 | 3  | 0  | 1  | 5   | 5  | 21 | 1-3    | .974  |
| 2017  | .253 | 41-41   | 99  | 7  | 25 | 4  | 0  | 0  | 10  | 8  | 15 | 1-1    | .980  |
| 2018  | .232 | 46-43   | 112 | 12 | 26 | 5  | 0  | 3  | 11  | 40 | 13 | 1-1    | .984  |
| TOTAL | .212 | 139-136 | 339 | 27 | 72 | 12 | 0  | 4  | 26  | 23 | 49 | 3-5    | .978  |



# 20

## KATIE KRZUS

**Senior | Infield/Outfield | R/R | 5-9**  
**Orland Park, Ill. | Carl Sandburg HS**

**2018 (Junior):** Played in all 54 games, making 53 starts at first base ... Ranked second on the team in batting average at .284 ... Tied for the team lead in home runs with nine ... Led the team in hits and RBI with 46 and 33, respectively ... Had a four home run weekend at the Camel Stampede (Feb. 23-25) ... Recorded a career-high six RBI at Campbell (Feb. 25) ... Had three three-RBI games against Fairfield (Feb. 23), Pacific (March 23) and Pittsburgh (April 13) ... Had two two-home run games against Campbell (Feb. 25) and Pacific (March 23).

**2017 (Sophomore):** Played in 44 games, making 40 starts ... Hit a career-best .303 with 40 hits, 26 RBI, six doubles and four home runs for 16 RBI ... Hit a grand slam against No. 24 Cal (Feb. 11) ... Played flawless defense in ACC play ... Tallied 13 multiple-hit games ... Went 4-for-4 with two runs, three RBI, a double and a home run against Georgia Southern (April 19) ... Went 3-for-4 with a run and two doubles against Notre Dame (March 11) ... In a doubleheader against Samford, went 5-for-7 with three runs, three RBI and a double.

**2016 (Freshman):** Earned a starting role at first base on March 5 and started every game since, batting in the three or four spots ... Tallied eight multiple hit games ... Recorded a seven-game reached base streak in which she hit .368 with seven hits, five runs, one home run, three RBI and slugged .526 ... Handled all 312 chances at first base, making just one error as a freshman ... Second on the team with seven sacrifice bunts ... Recorded three hits at Syracuse (April 2) ... Hit her first collegiate home run against Hartford (March 19).

**High School:** Krzus lettered three seasons under James Fabianski as a first baseman and outfielder at Carl Sandburg High School ... Led her team to a runner-up finish in the 4A IHSA State Championship ... Went 3-for-4 with a home run in the Class 4A Semifinal win ... Named to the 2014 Southtown Star All-Area team and 2014 22nd Century Media second team ... Made the Sub-Times All-Star team and the Regional News All-Area team in 2013 ... A four-year member of the school's honor roll.

**Personal:** Born Katherine Irene Krzus on July 23, 1997 in Oak Lawn, Ill. ... Daughter of Thomas and Anna Krzus ... Sister to Joe and Mike ... Majoring in business administration.

## HONORS AND AWARDS

2018, 2017, 2016 ACC Honor Roll

## CAREER STATISTICS

| YEAR  | AVG  | GP-GS   | AB  | R  | H   | 2B | 3B | HR | RBI | BB | SO | SB-ATT | FLD % |
|-------|------|---------|-----|----|-----|----|----|----|-----|----|----|--------|-------|
| 2016  | .258 | 43-42   | 120 | 15 | 31  | 6  | 0  | 1  | 13  | 11 | 16 | 3-3    | .997  |
| 2017  | .303 | 44-40   | 132 | 26 | 40  | 6  | 0  | 4  | 16  | 16 | 21 | 5-6    | .986  |
| 2018  | .284 | 54-53   | 162 | 35 | 46  | 8  | 0  | 9  | 33  | 25 | 22 | 1-1    | .979  |
| TOTAL | .283 | 141-135 | 414 | 76 | 117 | 20 | 0  | 14 | 62  | 52 | 59 | 9-10   | .988  |

## STUDENT-ATHLETE PROFILES



## 5 BROOKE BARFIELD

**Junior | Pitcher | L/L | 5-8**  
**Pembroke, Ga. | Bryan County HS**

**2018 (Sophomore):** Made six starts for the Jackets and 16 appearances in the circle ... Pitched a complete game shutout against Boston College (March 5) to snap a nine-game losing streak to the Eagles ... Improved her ERA from 5.03 in her freshman campaign to 3.02 in her sophomore ... Came away with two saves on the season, one at Campbell (Feb. 23) and her second at Duke (April 8) to seal the series win.

**2017 (Freshman):** Made 27 appearances in the circle, including 13 starts ... Compiled a 3-10 record and pitched 108.1 innings with 68 strike outs ... Struck out a season-high eight batters against North Dakota State (March 25) ... Earned her first save against Iowa (Feb. 19), pitching 2.0 innings and limiting the Hawkeyes to a hit with three strike outs and no walks.

**High School:** A four-year letterwinner for head coach Al Butler, and was ranked No. 22 on FloSoftball's Hot 100 List in 2016 ... Barfield was a four-year captain for the Redskins, who finished the 2015 fall season with a record of 29-12 and third-place at the state championship ... Barfield was a four-time first-team all-region selection, and a three-time first-team Coastal Empire Best of Preps selection ... After the 2015 season, Barfield was named Region 2AA Pitcher of the Year ... Went 18-5 in the pitching circle, posting an ERA of 1.18, and struck out 193 batters in 160 1/3 innings in her senior season ... At the plate, she had a .444 batting average with a .492 on-base percentage and a .667 slugging percentage with 48 hits, 12 doubles, three triples, a pair of home runs, 25 runs scored and 34 RBI to earn Savannah Morning News Player of the Year honors as a senior in 2015 ... Four-year honor roll member ... Participated in the National Honors Society as a senior ... Top 10 in Class of 2016 at Bryan County HS.


**Personal:** Born Brooke Logan Barfield on Aug. 18, 1998 in Savannah, Ga. ... Parents are Jack and Robin Barfield ... Sister to Jacky, Brandon and Shelby Barfield, and Ashley Burton ... Majoring in business administration.

### HONORS AND AWARDS

2017 ACC Honor Roll

### CAREER STATISTICS

| YEAR  | ERA  | W-L  | APP-GS | CG | SHO | SV | IP    | H   | R   | ER  | BB  | SO | BAVG |
|-------|------|------|--------|----|-----|----|-------|-----|-----|-----|-----|----|------|
| 2017  | 5.30 | 3-10 | 27-13  | 6  | 0/0 | 1  | 108.1 | 140 | 91  | 82  | 74  | 68 | .320 |
| 2018  | 3.02 | 4-3  | 16-6   | 2  | 1/0 | 2  | 51.0  | 46  | 27  | 22  | 27  | 27 | .242 |
| TOTAL | 4.57 | 7-13 | 43-19  | 8  | 1/0 | 3  | 159.1 | 186 | 118 | 104 | 101 | 95 | .296 |



## 8 MORGAN BRUCE

**Junior | Pitcher | R/R | 5-8**  
**Roanoke, Va. | Northside HS/Ole Miss**

**2018 (Ole Miss):** Appeared in 12 contests in the circle, making three starts and posting a 3-0 record ... Recorded a 3.03 ERA in 32.1 innings, striking out 21 to 10 walks ... Made the start against Florida A&M at the Sand Dollar Classic, throwing six shutout innings with five strikeouts to just two hits to earn the win ... Garnered the win against Alcorn State, allowing one run on five hits in five innings, striking out four.

**2017 (Ole Miss):** Named to SEC All-Freshman Team ... First SEC All-Freshman pitcher in school history ... Helped carry the load with an 8-5 record and 2.85 ERA in 73.2 innings ... Earned 12 starts and appeared in 21 games with three shutouts and three complete games ... Threw a complete-game shutout at Stetson with just three hits allowed (2/25) ... Didn't allow an earned run in her first five starts of the year ... Worked six innings in the middle game vs. No. 16 Kentucky, allowing just one unearned run ... Earned the win vs. No. 11 LSU after throwing 5.1 scoreless frames with only three hits allowed.

**High School:** Four-year letterwinner at Northside High School in Roanoke, Virginia ... Played pitcher, first base and shortstop under head coach Lynn Richmond ... Recognized by Premier Girls Fastpitch (PGF) as a 2016 Regional High School All-American ... Named Blue Ridge District Pitcher and Player of the Year as a senior, as well as Conference 31 Pitcher of the Year ... Voted in to the Senior All-Star game ... Named First Team Blue Ridge District and All-Conference as a junior ... Also earned second team honors by the Timesland following her junior campaign ... Named All-Timesland Player of the Year as a sophomore ... First Team All-District Pitcher and Second Team All-Region as a freshman ... Earned First Team Blue Ridge District Honors and Conference 31 Pitcher and Infielder of the Year ... Finished her career with a .520 average, 24 doubles (fourth all-time in VHSL), 29 home runs (fourth all-time in VHSL), and 117 RBI (ninth all-time in VHSL) ... Once struck out 17 hitters in a game on March 31, 2015, 10th-most ever in the VHSL ... Also played basketball for the Vikings ... Member of the National Honor Society ... Member of National Academy of Future Physicians & Medical Science ... Society of Torch & Laurel member.

**Personal:** Full name is Morgan Marie Bruce ... Born Nov. 8, 1997 ... Daughter of Michael and Dana Decker ... Has two sisters, Mariah (twin) and Kinsley ... Majoring in history, technology and society ... Biological grandfather played for the Los Angeles Clippers.

### CAREER STATISTICS

| YEAR               | ERA  | W-L  | APP-GS | CG | SHO | SV | IP   | H   | R  | ER | BB | SO | BAVG |
|--------------------|------|------|--------|----|-----|----|------|-----|----|----|----|----|------|
| <b>at Ole Miss</b> |      |      |        |    |     |    |      |     |    |    |    |    |      |
| 2017               | 2.85 | 8-5  | 21-12  | 3  | 3/0 | 0  | 73.2 | 74  | 33 | 30 | 34 | 33 | .256 |
| 2018               | 3.03 | 3-0  | 12-3   | 0  | 0/0 | 0  | 32.1 | 34  | 16 | 14 | 10 | 21 | .274 |
| TOTAL              | 2.91 | 11-5 | 33-15  | 3  | 3/0 | 0  | 106  | 108 | 49 | 44 | 44 | 54 | .262 |

## STUDENT-ATHLETE PROFILES



# 19

## CROSBY HUCKABAY

**Junior | Infield/Outfield | R/R | 5-9**  
**Chattanooga, Tenn. | Baylor School**

**2018 (Sophomore):** Had a breakout season in her sophomore campaign, making 53 starts and playing in 54 games ... Huckabay was a mainstay in the Tech lineup, playing at third base and as designated player ... Improved her batting average from .113 in her freshman campaign to .231 in her sophomore and brought her slugging percentage from .129 to .427 ... Had a career-high four RBI against Santa Clara (March 25) ... Hit a three-run home run against Virginia (March 10) to hand the Jackets the series sweep.

**2017 (Freshman):** Played in 32 games, making 19 starts ... Tallied seven hits, four runs, a double and five RBI with eight walks ... Went 2-for-4 with an RBI and a double at Georgia State (Feb. 15) ... Scored two runs and drew three walks at Virginia Tech (April 1).

**High School:** A five-year letterwinner and four-year starter as an infielder for head coach Kelli Smith at the Baylor School, and led the Lady Red Raiders to win its and her fourth state championship in five years and a 37-4 record in 2016 ... Hit .467 with 11 doubles, 46 runs, 74 RBI and a school record 19 home runs in her senior season ... Helped the team to a 25-3 record as a junior ... Named all-region and all-state as a senior ... Selected to the Chattanooga Times Free Press Best of Preps first team ... Named MVP of the Tennessee-Georgia high school all-star game ... Started in the Future Stars all-star game in the Triple Crown Fireworks-Sparkler tournament in Colorado ... Selected by her high school coaches as the best all around female athlete her senior year ... Four-year starter and five-year letterwinner for Baylor basketball ... Helped the basketball team to a DII-AA final four as a junior and as state runners up as a senior.

**Personal:** Born Kathryn Crosby Huckabay on Sept. 3, 1997 in Chattanooga, Tenn. ... Parents are Caldwell and Shelley Huckabay ... Sister to Caldwell and Grayson ... Played baseball from ages four to nine before switching to softball ... Majoring in business administration.

## CAREER STATISTICS

| YEAR  | AVG  | GP-GS | AB  | R  | H  | 2B | 3B | HR | RBI | BB | SO | SB-ATT | FLD % |
|-------|------|-------|-----|----|----|----|----|----|-----|----|----|--------|-------|
| 2017  | .113 | 32-19 | 62  | 4  | 7  | 1  | 0  | 0  | 5   | 8  | 16 | 0-0    | .965  |
| 2018  | .231 | 54-53 | 143 | 17 | 33 | 5  | 1  | 7  | 28  | 24 | 46 | 0-0    | .839  |
| TOTAL | .195 | 86-72 | 205 | 21 | 40 | 6  | 1  | 7  | 33  | 32 | 62 | 0-0    | .889  |



# 11

## AMBER JOHNS

**Junior | Pitcher | R/R | 5-8**  
**Kennesaw, Ga. | Kennesaw Mountain HS/North Georgia**

**2018 (North Georgia):** NFCA first team all-American ... D2CCA third team all-American ... NFCA and D2CCA first team all-region ... Among top 10 finalists for NFCA division II Player of the Year ... Finished with a 0.76 ERA over 111 innings in the circle, allowing only 12 earned runs ... Held a perfect 18-0 record.

**2017 (North Georgia):** Recorded an 8-3 record, making 13 starts ... Finished freshman campaign with a 2.08 record in 80.2 innings in the circle ... Tallied 56 strikeouts ... 2016-17 Peach Belt Conference Presidential Honor Roll Bronze Scholar.

**High School:** Attended Kennesaw Mountain High School ... Lettered for four seasons under head coach Lisa Chapman ... Served as team captain for one season ... Georgia Dugout Club all-state player ... Single-season strikeout record holder at Kennesaw Mountain High School for the 2015 season ... Recorded the most strikeouts in the game with 16 strikeouts against Tift County in the first round of the 2015 GHSA state playoffs ... Region champion in 2012 and 2013.

**Personal:** Born Sept. 2, 1997 ... Resident of Kennesaw, Ga. ... Has two siblings, Alyssa and Abby ... Parents are Mark and Amy Johns ... Majoring in business administration ... Began playing softball at age five.

## CAREER STATISTICS

| YEAR  | ERA  | W-L  | APP-GS | CG | SHO  | SV | IP    | H   | R  | ER | BB | SO  | BAVG |
|-------|------|------|--------|----|------|----|-------|-----|----|----|----|-----|------|
| 2017  | 2.07 | 8-3  | 25-13  | 5  | 2/0  | 1  | 80.2  | 61  | 34 | 24 | 45 | 56  | .213 |
| 2018  | 0.76 | 18-0 | 30-20  | 8  | 8/0  | 0  | 111.0 | 55  | 16 | 12 | 36 | 112 | xxx  |
| TOTAL | 1.31 | 26-3 | 55-33  | 13 | 10/0 | 1  | 192.0 | 116 | 50 | 36 | 82 | 169 | xxx  |

## STUDENT-ATHLETE PROFILES



## 23 ISABELLA MANY

**Junior | Infield | R/R | 5-9**  
**Annandale, N.J. | North Hunterdon**

**2018 (Sophomore):** Did not see game action.

**2017 (Freshman):** Saw action in five games ... Tallied her first-career hit in a pinch hit appearance against Samford (April 29) for two RBI.

**High School:** A four-year letterwinner as an infielder under head coach Anthony Rotondo at North Hunterdon HS ... As a senior, hit .484 with two home runs, two triples, 14 doubles, 34 RBI, 45 hits and 30 runs ... Posted a .469 batting average and collected a team-high 38 hits as a junior ... Batted .459 her sophomore season and helped the Lions claim the 2014 NJSIAA Group 4 State Championship ... Named first-team all-area and all-county in both the 2014 and 2015 seasons ... Tabbed second-team all-state in 2014 and was named Courier News breakout Player of the Year ... Member of the National Honor Society.


**Personal:** Born Isabella Wendy Many on Feb. 2, 1998 in Hackettstown, N.J. ... Parents are Charles and Wendy Many ... Sister to Tyler ... Majoring in business administration.

### HONORS AND AWARDS

2018, 2017 ACC Honor Roll

### CAREER STATISTICS

| YEAR  | AVG  | GP-GS | AB | R | H | 2B | 3B | HR | RBI | BB | SO | SB-ATT | FLD % |
|-------|------|-------|----|---|---|----|----|----|-----|----|----|--------|-------|
| 2017  | .250 | 5-0   | 4  | 0 | 1 | 0  | 0  | 0  | 2   | 0  | 0  | 0-0    | 1.000 |
| TOTAL | .250 | 5-0   | 4  | 0 | 1 | 0  | 0  | 0  | 2   | 0  | 0  | 0-0    | 1.000 |



## 4 REBECCA PRAIRIE

**Junior | Catcher | R/R | 5-8**  
**Valdosta, Ga. | Lowndes County HS**

**2018 (Sophomore):** Made 46 starts at catcher, designated player and right field ... Compiled 24 RBI on 31 hits, scoring 28 runs ... Had two hits in four games ... Finished the 2018 season with a .246 batting average, slugging at .429 and an on-base percentage of .370 ... Hit five home runs on the season.

**2017 (Freshman):** Played in 36 games, making 28 starts splitting time at designated hitter and behind the plate ... Tallied 19 hits, seven runs, three doubles and a pair of home runs ... Recorded her first collegiate hit against No. 24 Cal (Feb. 11) ... Tallied two hits four times ... Blasted her first career home run against Michigan State (March 8) ... Recorded four straight games with at least one walk (March 22 – March 25).

**High School:** A four-year letterwinner under head coach Stewart Thomas and was ranked #58 on FloSoftball's Hot 100 list in 2015 ... Led the Vikettes to back-to-back Region 1-AAAAAA Championships in 2013 and 2014 ... Named first-team all-state in 2014, and all-region first team in 2012, 2013 and 2014 by GHSA ... Tabbed second-team all-state in 2012 and 2013 ... Hit .417 with six home runs, 10 doubles and 32 RBI as a junior ... Four-year member of the honor roll and Beta Club.

**Personal:** Born Rebecca Christine Prairie on Nov. 12, 1997 in Valdosta, Ga. ... Parents are Michael and Lacherisa Prairie ... Majoring in business administration.

### HONORS AND AWARDS

2018, 2017 ACC Honor Roll

### CAREER STATISTICS

| YEAR  | AVG  | GP-GS | AB  | R  | H  | 2B | 3B | HR | RBI | BB | SO | SB-ATT | FLD % |
|-------|------|-------|-----|----|----|----|----|----|-----|----|----|--------|-------|
| 2017  | .209 | 36-28 | 91  | 7  | 19 | 3  | 0  | 2  | 4   | 9  | 31 | 1-1    | .936  |
| 2018  | .246 | 47-46 | 126 | 28 | 31 | 3  | 1  | 6  | 24  | 17 | 39 | 1-1    | 1.000 |
| TOTAL | .230 | 83-74 | 217 | 35 | 50 | 6  | 1  | 8  | 28  | 26 | 70 | 2-2    | .978  |

## STUDENT-ATHLETE PROFILES



# 17

## DREW PUCKETT

**Junior | Infield/Outfield | R/R | 5-11**  
**Buford, Ga. | Buford HS**

**2018 (Sophomore):** Saw action in four games as a pinch hitter.

**2017 (Freshman):** Played in 26 games and made eight starts ... Tallied four runs on five hits with nine walks ... Recorded her first collegiate hit at Georgia State (Feb. 15) ... Tallied two walks in a game twice ... Went 1-for-2 with a run and a walk at Virginia Tech (April 1).

**High School:** A four-year letterwinner as a shortstop and outfielder under head coach Tony Wolfe at Buford High School, and led the Wolves (30-6) to their ninth consecutive state title in 2015 ... Recorded two hits and drove in three runs, including a two-run home run, to help Buford claim the 2015 Class AAAA state championship in Columbus, Ga. ... Named first-team all-area by the Gainesville Times after her senior season in which she went hit .306 with 33 hits, 17 runs, 23 RBI, six doubles and three home runs ... First-team all-region in 2013 and second-team all-region in 2012 and 2014 ... Named a Scholar-Athlete by the Gwinnett Diamond Club ... Four year member of the honor roll and Beta Club.

**Personal:** Born Drew Lynn Puckett on March 1, 1998 in Lawrenceville, Ga. ... Parents are Andy and Robin Puckett ... Sister to Hunter ... Majoring in business administration.

### HONORS AND AWARDS

2018, 2017 ACC Honor Roll

### CAREER STATISTICS

| YEAR  | AVG  | GP-GS | AB | R | H | 2B | 3B | HR | RBI | BB | SO | SB-ATT | FLD % |
|-------|------|-------|----|---|---|----|----|----|-----|----|----|--------|-------|
| 2017  | .179 | 26-8  | 28 | 4 | 5 | 0  | 0  | 0  | 0   | 9  | 11 | 1-2    | 1.000 |
| 2018  | .000 | 4-0   | 4  | 0 | 0 | 0  | 0  | 0  | 0   | 0  | 2  | 0-0    | .000  |
| TOTAL | .152 | 30-8  | 33 | 4 | 5 | 0  | 0  | 0  | 0   | 9  | 13 | 1-2    | 1.000 |



# 1

## SYDNEY STAVRO

**Junior | Infield/Outfield | L/R | 5-3**  
**Buford, Ga. | Buford HS**

**2018 (Sophomore):** Saw action in 26 games, making eight starts ... Primarily playing as a pinch runner, Stavro totaled six runs during the season.

**2017:** Not on roster.

**2016 (Freshman):** Played in 22 games with two starts before suffering an injury ... Mainly served a pinch runner with five runs and a hit ... First collegiate hit came against Mercer (March 2) ... Swiped two bases against NC Central (March 14).

**High School:** A three-year letterwinner as a center fielder, third baseman and second baseman for head coach Tony Wolfe at Buford High School ... Helped lead the Wolves to their eighth consecutive state championship in 2014 ... Part of four Region/State Championships in the following divisions: 2-A (2011); 3-A (2012, 2013) and 4-A (2014) ... Selected to play in the 2014 Georgia Dugout Club All-Star Game ... Voted as the 2014 Georgia Dugout Club Class AAAA Player of the Year and the Gwinnett County Diamond Club's Offensive Player of the Year ... Named a three-time All-County Team selection (2012-2014); a three-time All-Region Team selection (2012-2014); a second team 3-A All-State Team selection (2013); and a first team 4-A All-State Team selection (2014) ... During the 2014 season, had team highs in batting average (.496), on-base percentage (.556) and stolen bases (43), and was a perfect 43-for-43 in stolen bases ... Named to the honor roll member in 2011-13 ... Played competitive travel softball with the 18U Gold Georgia Impact and the East Coast Bullets.

**Personal:** Born Sydney Skylar Stavro on March 24, 1997 in Atlanta, Ga. ... Daughter of Stan and Jenifer Stavro ... Father, Stan, played football at Georgia Tech ... Sister to Sterling and Steele ... Majoring in business administration.

### HONORS AND AWARDS

2018, 2016 ACC Honor Roll

### CAREER STATISTICS

| YEAR  | AVG  | GP-GS | AB | R  | H | 2B | 3B | HR | RBI | BB | SO | SB-ATT | FLD % |
|-------|------|-------|----|----|---|----|----|----|-----|----|----|--------|-------|
| 2016  | .143 | 22-2  | 7  | 5  | 1 | 0  | 0  | 0  | 0   | 1  | 1  | 4-4    | 1.000 |
| 2018  | .125 | 26-8  | 16 | 6  | 2 | 0  | 0  | 0  | 0   | 2  | 4  | 0-0    | .875  |
| TOTAL | .130 | 48-10 | 23 | 11 | 3 | 0  | 0  | 0  | 0   | 3  | 5  | 4-4    | .900  |

## STUDENT-ATHLETE PROFILES



## 22

### TRICIA AWALD

**Sophomore | Infield | L/L | 5-8**  
**Marietta, Ga. | Wheeler/Kennesaw State**

**2018 (Kennesaw State):** Made 54 starts, primarily in the infield ... Led the Owls in batting average (.380), slugging (.727), on-base percentage (.489), runs (41), home runs (14) and RBI (42) ... An ASUN all-tournament selection after hitting a leadoff homerun in the ASUN Championship game to help the Owls to their first ASUN Tournament title ... Also named the ASUN Freshman of the Year ... A top-25 finalist for National Freshman of the Year.

**High School:** A four-year letter winner at Wheeler High School in Marietta, Ga. ... Earned Marietta Daily Journal All-Cobb County honors as a senior after batting .606 with three doubles, five home runs, 19 RBIs, and 25 runs scored ... Also named to the Georgia Dugout All-State team and Region 2 7A All-Region team ... Selected recipient of Wheeler's Jim Mau Award that is given to an individual who shows hard work on the field, in the classroom and in the community ... Helped Wheeler advance to the Georgia state playoffs for first time in program history ... Named team Most Valuable Player and earned all-region honors as a junior.

**Personal:** Born February 2, 1999 in Marietta, Ga. ... Resident of Marietta, Ga. ... Attended Joseph Wheeler High School ... Parents are Donna and Randall Awald ... Two Siblings: Anna Awald and Jacob McCoy.

#### HONORS AND AWARDS

at Kennesaw State  
2018 ASUN all-tournament  
2018 ASUN Freshman of the Year

#### CAREER STATISTICS

| YEAR  | AVG  | GP-GS | AB  | R  | H  | 2B | 3B | HR | RBI | BB | SO | SB-ATT | FLD % |
|-------|------|-------|-----|----|----|----|----|----|-----|----|----|--------|-------|
| 2018  | .380 | 54-54 | 150 | 41 | 57 | 10 | 0  | 14 | 42  | 33 | 24 | 1-1    | .988  |
| TOTAL | .380 | 54-54 | 150 | 41 | 57 | 10 | 0  | 14 | 42  | 33 | 24 | 1-1    | .988  |



## 6

### NAOMI DICKERSON

**Sophomore | Pitcher | R/L | 5-4**  
**Whittier, Calif. | La Serna HS**

**2018 (Freshman):** Made 12 starts in the circle for the Jackets ... Made her freshman debut against Florida A&M (Feb. 9) ... Tallied a career-high four strikeouts against Detroit Mercy (March 4) in 4.2 innings ... Shutout Santa Clara (March 24) in the 11-0 run-rule victory, allowing just three hits in five innings in the circle.

**High School:** A four-year letterwinner at La Serna High School ... Led her team to the San Gabriel Valley League Championship in both 2014 and 2015, the 2012 PGF Championship, and the 2014 ASA National Championship ... Elected the MVP of the La Serna team in 2016.

**Personal:** Full name is Naomi Lani Dickerson ... Born on March 6, 1999 to Robert Dickerson and Stephanie Mandujano ... Has four siblings ... Majoring in business administration.

#### HONORS AND AWARDS

2018 ACC Honor Roll

#### CAREER STATISTICS

| YEAR  | ERA  | W-L | APP-GS | CG | SHO | SV | IP   | H  | R  | ER | BB | SO | BAVG |
|-------|------|-----|--------|----|-----|----|------|----|----|----|----|----|------|
| 2018  | 3.94 | 5-5 | 21-12  | 2  | 1/0 | 0  | 65.2 | 92 | 60 | 37 | 11 | 19 | .318 |
| TOTAL | 3.94 | 5-5 | 21-12  | 2  | 1/0 | 0  | 65.2 | 92 | 60 | 37 | 11 | 19 | .318 |



## STUDENT-ATHLETE PROFILES



# 31

## LILLY HOOPER

**Sophomore | Infield | R/R | 5-6**  
**Cataula, Ga. | Harris County HS**

**2018 (Freshman):** Made her debut at third base in the season opener against Lipscomb ... Played in 53 games with 52 starts, bouncing around the infield at third, second and shortstop before becoming Tech's primary second baseman ... Hit her first career home run in win over Indiana (Feb. 18) ... Went 3-for-4 in win over Pittsburgh (April 13) ... Had two three-RBI games against Fairfield (Feb. 24) and Presbyterian (April 18).

**High School:** A four-year letter winner at Harris County High School under coach Brook Zuerner, in addition to a one-year letter winner in basketball. In her high school career, her team won the regional championships in 2014 (Harris County) as well as finishing third at the state championships in 2014 and 2016 ... Named to first team all-state, first team all-west Georgia, second team all-region and the Georgia Dugout Club All-Star award all in her senior season.

**Personal:** Full name is Lilly Kathryn Hooper ... Born on December 3, 1998 to Donald and Leslie Hooper ... Sister to Abby ... Majoring in business administration.

### HONORS AND AWARDS

2018 ACC Honor Roll

### CAREER STATISTICS

| YEAR  | AVG  | GP-GS | AB  | R  | H  | 2B | 3B | HR | RBI | BB | SO | SB-ATT | FLD % |
|-------|------|-------|-----|----|----|----|----|----|-----|----|----|--------|-------|
| 2018  | .219 | 53-52 | 137 | 20 | 30 | 3  | 1  | 2  | 18  | 16 | 23 | 0-0    | .912  |
| TOTAL | .219 | 53-52 | 137 | 20 | 30 | 3  | 1  | 2  | 18  | 16 | 23 | 0-0    | .912  |



# 3

## BIANCA MORA

**Sophomore | Infield | R/R | 5-7**  
**Cumming, Ga. | South Forsyth HS**

**2018 (Freshman):** Made her collegiate debut against Fairfield (Feb. 23) ... Saw action in 14 games, making two starts as the designated hitter ... Her first career hit was an RBI single against Campbell (Feb. 23).

**High School:** A four-year letterwinner at South Forsyth High School under head coach Ronnie Davis ... Batted .395 with 120 hits, 85 RBI and eight home runs in her career ... Earned both all-region and all-county honors in three consecutive seasons from 2013-2015, as well as first-team all-state honors in 2015 ... Her teams won a regional championship and placed fifth in the state in 2015 ... Broke multiple school records at South Forsyth, setting new records for career RBI, single season and career home runs, and career doubles.

**Personal:** Full name is Bianca Marie Mora ... Born on Oct. 9, 1998 to Michael and Kathleen Mora ... Sister to Grace ... Majoring in business administration.

### CAREER STATISTICS

| YEAR  | AVG  | GP-GS | AB | R | H | 2B | 3B | HR | RBI | BB | SO | SB-ATT | FLD % |
|-------|------|-------|----|---|---|----|----|----|-----|----|----|--------|-------|
| 2018  | .231 | 14-2  | 13 | 2 | 3 | 0  | 0  | 0  | 1   | 4  | 7  | 0-0    | 0.00  |
| TOTAL | .231 | 14-2  | 13 | 2 | 3 | 0  | 0  | 0  | 1   | 4  | 7  | 0-0    | 0.00  |

## STUDENT-ATHLETE PROFILES



# 16

## SAIGE PYE

**Sophomore | Infield | R/R | 5-6**  
**Stockton, Calif. | Bear Creek HS**

**2018 (Freshman):** Made her collegiate debut against Lipscomb (Feb. 9) as the designated player ... Saw action in 18 games, starting five ... Finished the season with three RBI and two hits ... Hit her first career home run against Pittsburgh (April 14).

**High School:** A four-year letterwinner, spending one year at Saint Mary's High School before attending Bear Creek High School where she was a three-year captain under head coach Kirk Klucznik ... Earned many distinctions in her high school softball career, including ranking fifth in the nation for RBI and first in California for freshman RBI in 2014, breaking the St. Mary's High School RBI record in 2014 as a freshman, and winning league MVP in 2014 and 2015 ... A three-time San Joaquin all-area first team selection, a two-time All-SJAA honoree and was named the 2015 most outstanding offensive player.

**Personal:** Full name is Saige Cheyanne Pye ... Born on Jan. 7, 1999 to Kirk and Tiffany Pye ... Sister to Ashley ... Majoring in business administration.

### CAREER STATISTICS

| YEAR  | AVG  | GP-GS | AB | R | H | 2B | 3B | HR | RBI | BB | SO | SB-ATT | FLD % |
|-------|------|-------|----|---|---|----|----|----|-----|----|----|--------|-------|
| 2018  | .150 | 18-5  | 20 | 2 | 3 | 0  | 0  | 1  | 3   | 2  | 4  | 0-0    | .875  |
| TOTAL | .150 | 18-5  | 20 | 2 | 3 | 0  | 0  | 1  | 3   | 2  | 4  | 0-0    | .875  |



# 21

## BREANNA ROPER

**Sophomore | Infield | L/R | 5-8**  
**Woodstock, Ga. | Woodstock HS**

**2018 (Freshman):** Saw action in 47 games, making 42 starts, primarily in right field ... Her first collegiate hit was a grand slam against No. 22 Nebraska (Feb. 16) ... Hit two grand slams, the second coming against Boston College (May 5) to help the Jackets snap a nine-game losing streak to the Eagles ... Had five multi-RBI games ... Finished the season with 19 RBI and 25 hits ... Tied the Georgia Tech single-game record for walks with four at Virginia (March 9).

**High School:** A four-year letterwinner and one-year captain at Woodstock High School under head coach Rick Glasper ... Racked up numerous individual accolades, including three-time all-county, three-time all-region, 2015 second-team all-state, a Georgia Elite 80 selection as a freshman, as well as team accomplishments, including winning the 2015 regional championship ... As a junior, Roper batted .418 with 46 hits and 31 runs ... In addition to softball, Roper also participated in varsity track and field.

**Personal:** Full name is Breanna Morgan Roper, goes by "Bre" ... Born on July 6, 1999 to James and Jennifer Roper in Jacksonville, Fla. ... Sister to Robbie ... Majoring in business administration.

### HONORS AND AWARDS

2018 ACC Honor Roll

### CAREER STATISTICS

| YEAR  | AVG  | GP-GS | AB  | R  | H  | 2B | 3B | HR | RBI | BB | SO | SB-ATT | FLD % |
|-------|------|-------|-----|----|----|----|----|----|-----|----|----|--------|-------|
| 2018  | .203 | 47-42 | 123 | 20 | 25 | 3  | 2  | 2  | 19  | 23 | 26 | 0-2    | .919  |
| TOTAL | .203 | 47-42 | 123 | 20 | 25 | 3  | 2  | 2  | 19  | 23 | 26 | 0-2    | .919  |

# STUDENT-ATHLETE PROFILES



## 13 CAMERON STANFORD

**Sophomore | Outfield | R/R | 5-6**  
**Alpharetta, Ga. | Alpharetta HS**

**2018 (Freshman):** Named second team all-ACC and to the all-ACC freshman team ... Tabbed to all-ACC academic team ... Led the Yellow Jackets in batting average (.292), on-base percentage (.419) and slugging percentage (.549) ... Made her collegiate debut against Lipscomb (Feb. 9) ... Made 48 starts, primarily playing left field ... Also made three appearances in the circle, holding No. 22 Nebraska to one hit over four innings of relief ... Had her first career home run against Fairfield (Feb. 24), finishing the season with eight ... Ranked second on the team in hits with 42 ... Tied for the team lead for walks with 32.

**High School:** A four-year letterwinner and two-year captain at Alpharetta High School under head coach EJ Francis ... Voted 2015 school MVP and three-time all-region ... Additionally, as a sophomore, Stanford was selected as one of the Elite 80 by the Georgia High School Association ... As a freshman, she was given the most outstanding defense award at Alpharetta HS ... She earned honor roll all four years and was an AP Scholar with distinction.

**Personal:** Full name is Cameron Claire Stanford ... Born on Nov. 23, 1998 to Michael and Tara Stanford ... Has two siblings ... Follows the Yellow Jacket footsteps of her father Mike Stanford, who played baseball at Georgia Tech from 1982-1984 ... Majoring in mechanical engineering.

### HONORS AND AWARDS

2018 ACC Honor Roll  
2018 All-Freshman Team  
2018 All-ACC Second Team  
2018 All-ACC Academic Team

### CAREER STATISTICS

| YEAR  | AVG  | GP-GS | AB  | R  | H  | 2B | 3B | HR | RBI | BB | SO | SB-ATT | FLD % |
|-------|------|-------|-----|----|----|----|----|----|-----|----|----|--------|-------|
| 2018  | .292 | 51-48 | 144 | 30 | 42 | 13 | 0  | 8  | 21  | 32 | 41 | 0-0    | .978  |
| TOTAL | .292 | 51-48 | 144 | 30 | 42 | 13 | 0  | 8  | 21  | 32 | 41 | 0-0    | .978  |



## 66 SKYE WEBB

**Sophomore | Outfield | L/L | 5-5**  
**Temecula, Calif. | Temecula Valley HS**

**2018 (Freshman):** Made her collegiate debut against Lipscomb (Feb. 9) ... Saw action in 32 games, making six starts ... Scored six runs for the Jackets, playing primarily as a pinch runner.

**High School:** Four-year letterwinner and two-year captain at Temecula Valley High School ... Earned multiple distinctions, including second-team all-league, and 2015 MVP, and she set the record for most career stolen bases ... Played one year of high school volleyball and has served as an assistant coach with the Temecula All-Stars and Rays Baseball.

**Personal:** Full name is Amira Skye Webb, but goes by Skye ... Born on Oct. 16, 1998 to Karim Webb and Sheri Clark in Laurel, Md. ... Has four siblings ... Majoring in business administration.

### CAREER STATISTICS

| YEAR  | AVG  | GP-GS | AB | R | H | 2B | 3B | HR | RBI | BB | SO | SB-ATT | FLD % |
|-------|------|-------|----|---|---|----|----|----|-----|----|----|--------|-------|
| 2018  | .080 | 32-6  | 25 | 6 | 2 | 0  | 0  | 0  | 0   | 1  | 6  | 3-4    | 1.000 |
| TOTAL | .080 | 32-6  | 25 | 6 | 2 | 0  | 0  | 0  | 0   | 1  | 6  | 3-4    | 1.000 |

## STUDENT-ATHLETE PROFILES

**18**  
**MADDIE BILLINGS****Freshman | Infield | R/R | 5-6**  
**Woodstock, Ga. | Etowah HS**

**High School:** Attended Etowah High School ... Lettered for four seasons under head coach Victoria Carter at pitcher and third base ... In her senior season, was named first team all-region and Cherokee Tribune Athlete of the Week ... She participated in the Georgia Dugout Club all-star game ... In 2016, she was tabbed first team all-region and all-county ... Member of state runner-up and region championship team in 2017.

**Personal:** Born April 19, 2000 ... Full name is Madalyn Billings but goes by Maddie ... Has one younger sister, Abby ... Parents are Missy and Jeff Billings ... Began playing softball at age six.

**12**  
**HANNAH TURNBULL****Freshman | Infield | R/R | 5-6**  
**Lilburn, Ga. | Parkview HS**

**High School:** Attended Parkview High School ... Lettered for four seasons under head coach Justin Bishop at shortstop ... Tabbed first-team all-region and first team all-county for four seasons (2014-17) ... Named all-state for the 2016 and 2017 seasons ... Invited to participate in the Georgia Dugout Club Fast-Pitch all-star game ... Holds the career hits record at Parkview HS.

**Personal:** Born Nov. 16, 1999 ... Parents are Robert and Misti Turnbull ... Father played golf at Florida State (1990) ... Has one brother, Jackson ... Began playing softball at age eight.

**73**  
**ARIELLA JACKSON****Freshman | Outfield | R/R | 5-10**  
**Pikesville, Md. | Pikesville HS**

**High School:** Lettered for three years at Pikesville High School ... Served as team captain for two seasons ... Three-time district champion from 2015-17 ... Two-time regional champion in 2016 and 2017 ... Made it to the state semifinals in 2016 and 2017 ... Tabbed all-county and all-division for three seasons 2015-17 ... Is the Pikesville High School all-time leader in hits, RBI and home runs ... Won a bronze medal playing with the Puerto Rico Junior National Team ... Member of National Honor Society.

**Personal:** Born March 7, 2000 ... Parents are Amy and Brad Jackson ... Father Brad played basketball and football at the University of Cincinnati from 1994-98 and played in the National Football League from 1998-2003, winning a Super Bowl with the Ravens in 2000 ... Has two siblings Kali and Brad Jr ... Started playing softball at age 10.

**2**  
**BAILEE ZEITLER****Freshman | Infield | R/R | 5-3**  
**Canton, Ga. | Sequoyah HS**

**High School:** Attended Sequoyah High School in Canton, Ga. ... Lettered as a middle infielder for four seasons ... Spent two season as the team captain ... Was all-county honorable mention for two season in 2015 and 2016 ... Earned first-team all-region in 2017 as well as second-team all-county ... Invited to participate in the Georgia Dugout Club Fast-Pitch all-star game.

**Personal:** Born July 14, 1999 ... Has two siblings Austin and Reiley ... Brother Austin plays baseball at University of Alabama Huntsville ... Played baseball until she was 13 before switching to softball.

**33**  
**PALMER PINHOLSTER****Freshman | Pitcher | R/R | 5-9**  
**McDonough, Ga. | Eagles Landing Christian Academy**

**High School:** Attended Eagles Landing Christian Academy in McDonough, Ga. ... Lettered for four seasons under head coach Doug Campbell ... Served as captain for two seasons ... Member of two state championship teams in 2014 and 2015 ... Was first-team all-state in 2016 and 2017 ... Tabbed all-region from 2014-17 ... Named the region offensive player of the year in 2017 ... Participated in the 2017 all-star state game.

**Personal:** Born Sept. 6, 1999 ... Parents are Dena and Matthew Pinholster ... Has one sister, Parker who plays softball at Auburn University at Montgomery ... Started playing softball at age eight.

# HEAD COACH AILEEN MORALES



## AILEEN MORALES

### HEAD COACH

GEORGIA TECH, 2009  
SECOND SEASON AT GEORGIA TECH  
@COACH\_A\_MO

Aileen Morales, one of the most decorated student-athletes in Georgia Tech softball history and a former highly successful assistant coach at her alma mater, returned to The Flats as the program's sixth head coach on June 7, 2017.

In her nine seasons as a student-athlete (2005-08) and assistant coach (2009-13) at Georgia Tech, she helped lead the Yellow Jackets to four Atlantic Coast Conference regular-season championships (2005, 2009-11), four ACC Tournament titles (2005, 2009-10, 2012), eight NCAA regionals (2005-12) and an NCAA Super Regional (2009). The Jackets averaged 43 wins per season during her nine years with the program.

In her first year at the helm of the Georgia Tech softball program, Morales led the Jackets to their first postseason appearance since 2014. Tech recorded five ACC series wins for the first time since 2011, finishing sixth in the ACC. With 28 wins on the season, Tech surpassed with 25-win mark for the first time since 2013 and finished above .500 for the first time since 2012.

After leaving her alma mater following the 2013 campaign, she added four seasons as a successful head coach to her resume, first at Young Harris College in Young Harris, Ga. (2014-15) and most recently at Radford University in Radford, Va. (2016-17).

After inheriting a program that won just 12 games in 2015, Morales engineered the biggest turnaround in NCAA Division I softball when she led Radford to a 35-26 record in her first season at the helm in '16. The Highlanders also climbed 96 spots in the Ratings Percentage Index (RPI) in her first season at the school, advanced to the Big South Tournament semifinals with their first postseason wins in four years and boasted two all-conference honorees.

Prior to her two-year stint at Radford, Morales compiled 51 wins in two seasons at the helm at Young Harris.

Morales began her full-time coaching career as an assistant coach at Georgia Tech from 2010-13. During that four-year stint, she helped lead the Yellow Jackets to two ACC regular-season championships, two ACC Tournament titles and three NCAA regional appearances while coaching 19 all-conference selections, four ACC Players of the Year and three all-Americans.

She got her start in coaching as a student assistant coach for Tech in 2009, helping the Yellow Jackets to the most successful overall season in school history, a 46-15 campaign that included ACC regular-season and tournament championships and the program's lone NCAA Super Regional appearance.

Morales arrived at Georgia Tech in January 2005 after graduating a semester early from Hardaway H.S. in Columbus, Ga. Despite beginning her collegiate career during what was scheduled to be her final high-school season, she hit .296 with five doubles, a triple, two home runs, 32 RBI and an ACC-best 44 stolen bases in 49 attempts as a freshman, en route to being named ACC co-Freshman of the Year and earning second-team all-conference recognition.

She went on to be a three-time all-ACC honoree as a middle infielder, earning first-team accolades as a junior and senior in 2007 and '08, and was also a three-time all-region selection. She earned third-team all-America honors.

She remains Georgia Tech's all-time leader in games played (265), starts (265), at-bats (850) and stolen bases (154) and ranks among the program's top 10 in runs (second – 216), hits (third – 261), doubles (t-fifth – 43) and triples (t-fifth – 10). She also holds three of the top five single-season stolen base totals in school history, including a school-record 46 as a senior in 2008.

Over the course of Morales' four-year playing career, Georgia Tech won 185 games,

claimed the 2005 ACC regular-season and tournament championships and advanced to the NCAA postseason four times.

Following the end of her collegiate playing career, she was selected by the Chicago Bandits in the second round of the 2008 National Pro Fastpitch Draft. She played two seasons with the Bandits and helped lead the squad to the NPF championship as a rookie in 2008.

She also boasts international experience as a player and coach with the Puerto Rican national team. She competed internationally for Puerto Rico from 2007-10 and served as an assistant coach for the 2012 squad that finished eighth at the International Softball Federation World Championship, PR's best finish in more than a decade.

A three-time second-team academic all-district selection as a student-athlete at Georgia Tech, Morales graduated with a bachelor's degree in business management in 2009. The Columbus, Ga. native earned a master's in sport management from Georgia Southern in 2013.

## MORALES FILE

### PERSONAL

**Hometown** Columbus, Ga.  
**Education** Georgia Tech, 2009 (Bachelor of Science in Business Management)  
Georgia Southern, 2013 (Master's in Sport Management)

### COACHING EXPERIENCE

2017-Pres. Head coach, Georgia Tech  
2016-17 Head coach, Radford  
2014-15 Head coach, Young Harris  
2012 Assistant coach, Puerto Rico National Team  
2010-13 Assistant coach, Georgia Tech  
2009 Student assistant, Georgia Tech

### HEAD COACHING RECORD

| YEAR            | SCHOOL       | RECORD  | POSTSEASON          |
|-----------------|--------------|---------|---------------------|
| 2014            | Young Harris | 20-33   |                     |
| 2015            | Young Harris | 31-18   |                     |
| 2016            | Radford      | 35-26   | Big South Semifinal |
| 2017            | Radford      | 27-28   |                     |
| 2018            | Georgia Tech | 28-26   | ACC Quarterfinal    |
| Total           |              | 141-131 |                     |
| at Georgia Tech |              | 28-26   |                     |

### PLAYING TIMELINE

| YEAR    | TEAM                                     | AWARDS   |
|---------|--|--|
| 2005-08 | Georgia Tech                             | ACC Freshman of the Year (2005)<br>3x all-ACC and all-region |
| 2007-10 | Puerto Rico National Team                |  |
| 2008-09 | Chicago Bandits (National Pro Fastpitch) |  |

## ASSISTANT COACHES



### REESE MARICONDA

#### ASSISTANT COACH

VIRGINIA TECH, 2009  
SECOND SEASON AT GEORGIA TECH  
@REESE\_M3

Reese Mariconda joined the Georgia Tech softball staff as an assistant coach on June 22, 2017. Mariconda works primarily with the outfielders and serves as Tech's hitting coach.

In her first season with the Yellow Jackets, she helped three Jackets to slug .500 and above. As a team, the Jackets drew 30 more walks than the previous season. Tech ranked third in the conference in runs scored during the 2018 season and second in home runs.

Mariconda served as the assistant coach at Fordham from 2012-17, compiling a 195-101 record over five seasons. In her duration on the Fordham staff, Mariconda helped lead the team to five consecutive Atlantic 10 Tournament Championships. She was a member of the coaching staff that was named the 2017 NFCA Mid-Atlantic Coaching Staff of the Year.

At Fordham, Mariconda worked with the hitters, leading to an increase in the team batting average by 50 points, ranking No. 24 in the nation in batting average and No. 10 in the nation in scoring. During her time with Fordham, the Rams led the Atlantic 10 in almost every offensive category.

Prior to her stint at Fordham, Mariconda served as the volunteer assistant at Radford University from 2010-12. At Radford, she helped bring the Highlanders two regular season Big South Conference Championships in back-to-back seasons.

She received her undergraduate degree from Virginia Tech where she played third base and shortstop for the Hokies from 2005-09, competing against Morales.

As a player, Mariconda was a two-time ACC Tournament Champion and three-time all-ACC selection. She was the only player in Virginia Tech history to start every game of her career. In 2008 she competed in the Women's College World Series and was a member of the team that upset the USA women's Olympic softball team, snapping its 187-game win streak.

She also competed alongside Morales as a member of the Puerto Rican National Team, participating in the 2007 Pan American Games in Rio de Janeiro, Brazil and Canada Cup in British Columbia, Canada.



### ALISON OWEN

#### ASSISTANT COACH

MISSISSIPPI STATE, 2014  
SECOND SEASON AT GEORGIA TECH  
@A\_OWEN4


Alison Owen joined the Georgia Tech softball coaching staff as the pitching coach in July 2017.

In her first season on The Flats, Owen brought Tech's ERA from 4.82 in 2017 to 2.74 in 2018. She also reduced the number of walks given up by more than half. She coached pitcher Emily Anderson to an all-ACC recognition.

Prior to her arrival on The Flats, Owen served as an assistant coach for the Akron Racers, a team in the National Pro Fastpitch. During her coaching stint with the Racers, she prepared scouting reports for the pitching staff prior to series and assisted with the development of the lineup. Owen also pitched for the team for three seasons from 2014-16.

Before joining the Racers coaching staff, Owen was an assistant coach at East Mississippi Community College. She worked with a pitching staff that led the team to back-to-back postseason berths. She also worked to place the players in four-year programs.

Owen earned her Master's degree in kinesiology from Mississippi State, where she played for two seasons. Despite only playing in Starkville for two seasons, Owen finished her career as the program's all-time leader in almost every pitching record including strikeouts (473), strikeouts looking (102), lowest opponent batting average (.193), fewest walks allowed per seven innings (1.05) and most strikeouts per seven innings (8.83). She helped carry Mississippi State to back-to-back NCAA Tournament appearances.



### ELICIA D'ORAZIO

#### GRADUATE MANAGER

MARSHALL, 2018  
FIRST SEASON AT GEORGIA TECH

Elicia D'Orazio arrived on The Flats in summer 2018 as a graduate manager for the softball team. D'Orazio competed at Marshall from 2014-18 where she was a three-time all-Conference USA selection. With the Thundering Herd, she was named NFCA Mideast all-region first team and tied for first in the NCAA in stolen bases in 2017 with 59. She was the 2017 recipient of the NCAA Golden Shoe Award for the nation's leader in stolen bases (1.09 per game).

D'Orazio brings international experience with her, playing on the Puerto Rican National Team since 2013. She graduated from Marshall in 2018 with a bachelor of science in health science.



## SUPPORT STAFF



### SAM TURNER

#### STRENGTH AND CONDITIONING COACH

FOURTH SEASON AT GEORGIA TECH

Sam Turner is in her fourth year at Georgia Tech, overseeing softball and men's and women's swimming and diving.

Prior to Georgia Tech, Turner was a graduate assistant at Stanford University overseeing the men's swimming and women's water polo program. Turner also completed internships with the National Strength and Conditioning Association and Athletes' Performance, as well as assisting with USA Hockey women's development camps.

Turner graduated from the University of North Dakota with a degree in exercise science and completed her master's degree in exercise physiology from San Jose State University.

Turner is a NSCA Certified Strength and Conditioning Specialists (CSCS).



### ALEX KEATOR

#### COMMUNICATIONS AND PR

SECOND SEASON AT GEORGIA TECH

Alexandra Keator was named assistant director of communications and PR on Oct. 31, 2017, serving as the primary contact for volleyball and softball.

Arriving on The Flats in July 2016 as the communications and public relations intern, Keator served as the primary contact for men's tennis, cross country and track and field, as well as the secondary contact for men's basketball and swimming and diving for a year before transitioning to a full-time role within the department.

Keator came to Georgia Tech from Syracuse University, where she served as a student assistant in the Syracuse University Athletic Communications office. She graduated in May 2016 with a bachelor of science in public relations from the S.I. Newhouse School of Public Communications.

Born and raised in Washington, Mass., Keator is a member of the College Sports Information Directors of America (CoSIDA).



### BRITTANY FERRELL

#### ATHLETIC TRAINER

SECOND SEASON AT GEORGIA TECH

Brittany Ferrell rejoined the Georgia Tech sports medicine staff as an athletic trainer in Fall 2017, working with the softball team.

Prior to her return to The Flats, Ferrell spent two years as an assistant athletic trainer at Ole Miss from 2015-17, where she worked primarily with softball and served as the medical director for the 2017 NCAA Softball Tournament - Oxford Regional.

Brittany also served a stint at the University of Miami for the 2013-2015 seasons, working with the volleyball and men's tennis programs.

Ferrell first came to The Flats as a graduate assistant athletic trainer from 2011-2013. During that time she was responsible for softball and football coverage.

Ferrell graduated from Appalachian State University in 2011 with a Bachelor of Science in Athletic Training. In 2013, she earned her Master of Science in Sports Medicine from Georgia State University.

Ferrell is a board certified athletic trainer by the National Athletic Trainers' Association and has certification in CPR/AED.

# INSTITUTE PRESIDENT AND FACULTY REPRESENTATIVE



## DR. G.P. "BUD" PETERSON

**GEORGIA TECH PRESIDENT**  
KANSAS STATE, 1975

G.P. "Bud" Peterson was appointed as the 11th president of Georgia Tech on April 1, 2009. Prior to his appointment, he served as chancellor at the University of Colorado at Boulder (2006-2009), provost at Rensselaer Polytechnic Institute in Troy, New York (2000-2006), and program director at the National Science Foundation for the Thermal Transport and Thermal Processing Program (1993-1994). He has held various positions at Texas A&M University, beginning in 1981 as an assistant professor of engineering technology and Halliburton Professor of Mechanical Engineering (1990), the College of Engineering's Tenneco Professor, head of the Department of Mechanical Engineering (1993-1996), executive associate dean of engineering (1996-2000), and associate vice chancellor for engineering for the Texas A&M University System (1996-2000). Prior to his service at Texas A&M, he was a visiting research scientist at NASA-Johnson Space Center in Houston, Texas (1981-1982), associate professor and head of the General Engineering Technology Department at Kansas Technical Institute in Salina, Kan. (1979-1981), and taught mathematics, physics and chemistry at Shawnee Mission South High School in Overland Park, Kan. (1978-1979), and Wabaunsee County High School in Alma, Kan. (1977-1978).

Throughout his career, Peterson has played an active role in helping to establish the national education and research agendas, serving on numerous industry, government, and academic task forces and committees. He has served as a member of a number of congressional task forces, research councils, and advisory boards, including the Office of Naval Research (ONR), the National Aeronautics and Space Administration (NASA), the Department of Energy (DOE), the National Research Council (NRC), and the National Academy of Engineering (NAE). In addition, he has served as a member of the Board of Directors and vice president for education for the American Institute of Aeronautics and Astronautics (AIAA) and is currently serving as a member of the National Science Board (NSB), co-chair of the Government Relations Committee of the Association of Public and Land-grant Universities (APLU), as a member of the U.S. Council on Competitiveness, and was recently appointed by Secretary Gary Locke as a member of the National Advisory Council on Innovation and Entrepreneurship (NACIE).

As chancellor of the University of Colorado, Peterson led the development of a new university wide strategic plan, Flagship 2030, which defined a vision for the university for the next 20 years. In his nearly three years as chancellor, freshman applications increased by 35 percent, the number of under-represented minorities in the freshmen class increased by 38 percent, sponsored research increased by more than 18 percent, and private philanthropy for the university increased by nearly 80 percent.

As provost at Rensselaer, he played a key role in the institutional transformation and the dramatic improvement in the quality, size, and diversity of the faculty – overseeing the hiring of nearly 40 percent of the faculty, increasing the total number of tenured and tenure-track faculty by 20 percent, and improving the diversity of the tenured/tenure-track faculty by more than doubling the number of under-represented minorities and increasing the number of women by 40 percent. In addition, during his tenure as provost, the quality, size, and diversity of the student body increased, with the number of full-time PhD students increasing by 25%.

Peterson's research interests have focused on the fundamental aspects of phase change heat transfer, including the heat transfer in reduced gravity environments, boiling from enhanced surfaces, and some of the earliest work in the area of flow and phase change heat transfer in microchannels. Early investigations focused on applications involving the thermal control of manned and unmanned spacecraft and progressed through applications of phase change heat transfer to the thermal control of electronic components and devices. More recently, investigations have included fundamental applications of phase change heat transfer to the field of biotechnology, including the insitu treatment of cancerous tissue using hypo and hyperthermia to arrest epileptic seizures through the rapid cooling of localized brain tissue, which required highly efficient heat dissipation devices capable of dissipating thermal energy to surrounding tissue.

Fellow of both the American Society of Mechanical Engineers and the American Institute of Aeronautics and Astronautics, Peterson is the author or co-author of 14 books or book chapters, 180 refereed journal articles, more than 150 conference publications, and holds eight patents with two others pending. He is a member of several professional organizations and the recipient of numerous national and international honors and awards for both teaching and research.



## CHARLES ISBELL

**FACULTY ATHLETICS REPRESENTATIVE**  
GEORGIA TECH, 1990

Charles Isbell, senior associate dean and professor in the College of Computing, was named faculty athletics representative (FAR) to the Georgia Tech Athletic Association on June 6, 2017.

The FAR serves as the liaison between the Institute and the Athletic Association on issues regarding rules compliance, developments at the National Collegiate Athletic Association (NCAA), and activities related to Atlantic Coast Conference (ACC) membership.

"Charles is an engaged leader and innovator at Georgia Tech in numerous areas, and we are very fortunate that he has agreed to add the role as the Institute's new faculty athletics representative to his responsibilities," said Peterson. "On behalf of all of Georgia Tech, I would also like to thank Reggie DesRoches for serving us so well as our FAR for the past three years."

Isbell has been a faculty member at Georgia Tech since 2002, but first came to Tech as a student to earn his bachelor's degree in computer science. He also holds a Ph.D. in computer science from the Massachusetts Institute of Technology.

His first institutional service role at Tech was with the Institute Undergraduate Curriculum Committee, where he worked with student-athletes returning to finish their degrees.

"Since the very beginning of being here as a faculty member, I've been interested in the way student-athletes interact with the rest of the institution," he said. Isbell hopes to continue events that DesRoches organized to facilitate faculty and student-athlete interaction. He also hopes to serve as a bridge for faculty members to pursue more research endeavors with the Athletic Association.

"I can't tell you the number of conversations I've had with faculty members who have been interested in working with athletics, but weren't sure how to go about doing it," he said. "I'm going to put energy into making those connections."

For Isbell, understanding the experience of student-athletes is paramount to success in higher education. Athletic achievements can elevate a university's profile to prospective students, and student-athletes' relationship to the university is one that can be used as a model for the broader campus community.

"Anyone interested in higher education and how it has to grow and change has to understand how Division I athletics works at a university," he said. "As higher education changes, we have to think of ourselves more as a community and consider what lets people build connections and keep coming back. It's going to have to happen with all students, faculty, and staff, and athletics can be an example of how to do that well."

While Isbell is a fan and frequent attendee of Georgia Tech athletic events, his support for student-athletes extends beyond the stands.

"I want the student-athletes to know I am here for them, and I intend to talk with them and be a resource for them," he said. "I want them to know that and believe it, and know that I take it very seriously."

Isbell's research focuses on statistical machine learning and interactive artificial intelligence. He teaches several courses both to on-campus students and to students around the world in Tech's Online Master of Science in Computer Science program.

His three-year term as FAR began on July 1, 2017.

# DIRECTOR OF ATHLETICS AND SPORT ADMINISTRATOR



## TODD STANSBURY

**DIRECTOR OF ATHLETICS**  
GEORGIA TECH, 1984

Georgia Institute of Technology introduced former Tech football player Todd Stansbury as the Institute's ninth director of athletics on Sept. 22, 2016.

Stansbury has served as Oregon State's athletic director since June 2015 following a nine-year stint as the university's executive associate athletic director from 2003-2012. During his time at Oregon State, Stansbury was part of a senior management team that raised \$150 million for a football stadium expansion, in addition to fundraising for the construction of a sports performing center. He also was part of a team that established several career development initiatives for student-athletes.

Stansbury's resume also includes roles as athletic director at the University of Central Florida (2012-2015) and East Tennessee State University (2000-2003). He was Georgia Tech's assistant athletic director for academics from 1988-1995 under Homer Rice. Now he returns to campus to guide a department that features 15 teams in 17 NCAA Division I varsity sports.

Stansbury grew up in Canada. When he was 10 years old and on vacation with his family in Florida, he befriended several Georgia Tech football players staying at the same hotel. During the drive back home to Ontario, his family stopped on campus to see a practice. That's when Stansbury knew he wanted to play football on The Flats. He earned varsity letters while at Georgia Tech from 1980-1984 as a middle linebacker and on special teams for head coach Bill Curry. He was a third-round draft pick of the Canadian Football League's Saskatchewan Roughriders in 1984.

As the ninth director of athletics in Georgia Tech history, he follows in the footsteps of storied names such as Rice, John Heisman and Bobby Dodd. He was hired following a national search that began in August 2016 when Mike Bobinski accepted the athletics director position at Purdue University. A nine-member search committee led by Georgia Tech Foundation President Al Trujillo identified candidates. The search process was assisted by Turnkey Search.

Georgia Tech has achieved a school-record Graduation Success Rate (84 percent according to the most recent NCAA figures from November 2015) in each of the past three years. The Institute also recorded outstanding scores in the Academic Progress Rate (APR), which provides a real-time NCAA metric to measure the success of institutions in moving student-athletes toward graduation. The latest APR statistics, released in April, reported that 13 of Georgia Tech's 15 teams scored 980 or better out of a possible 1,000 points.

### Meet Todd Stansbury

Age: 55  
Wife: Karen  
Hometown: Oakville, Ontario  
Education:

Georgia Tech (B.S. Industrial Management, 1984)  
Georgia State (M.S. Sports Administration, 1993)

#### Work History:

2016-present: Georgia Tech/Director of Athletics  
2015-2016: Oregon State Univ. Vice President/Director of Athletics  
2012-2015: Univ. of Central Florida Vice President/Director of Athletics  
2003-2012: Oregon State Univ. Executive Associate Athletic Director  
2000-2003: East Tennessee State Univ. Director of Athletics  
1997-2000: Univ. of Houston Associate Athletic Director (was also an adjunct professor)  
1996-1997: Southern Network Services -- Manager, Internet Business Services  
1995-1996: Institute for International Sport -- International Coordinator  
1988-1995: Georgia Tech Assistant Athletic Director for Academics  
1986-1987: Citizens & Southern National Bank -- Credit Manager



## JOELEEN AKIN

**SPORT ADMINISTRATOR**  
KANSAS STATE, 1991

Joeleen Akin, a former Georgia Tech athletics staff member with more than 20 years of experience in college athletics, returned to Georgia Tech as associate athletics director for student-athlete development and senior woman administrator in July 2016.

Akin rejoins the Georgia Tech athletics administration after 13 years at nearby Agnes Scott College. She served as Agnes Scott's athletics director and physical education chair for 12 years (2003-15) before being promoted to associate dean for athletics and student activities in February 2015.

Prior to her 13-year tenure at Agnes Scott, she spent seven years at Georgia Tech as director of women's basketball operations (1996-98), marketing/operations manager (1998-99) and director of marketing (1999-2003).

During her 12 years as athletics director at Agnes Scott, an NCAA Division III institution in Decatur, Ga., Akin oversaw a program that produced eight NCAA Tournament teams and a coaching staff that earned 12 different coach-of-the-year recognitions. Under her direction, Agnes Scott student-athletes maintained a 3.0 cumulative grade point average and participated extensively in on- and off-campus service projects.

Akin's tenure at Agnes Scott was marked by innovation and vision. She created and implemented numerous student-athlete development and engagement initiatives at ASC, including a new student-athlete orientation program, Safe Zone training for student-athletes, coaches and staff and coordination of campus-wide academic resources for student-athletes.

Administratively, she developed a unique revenue-generation model that resulted in a 200-percent increase in the school's athletics budget and partnered with a national franchise Snap Fitness to bring a state-of-the-art fitness facility to campus at no cost to the college. She also coordinated with the school's communications department to create the now-trademarked tagline "Smart Women Sweat" to promote the Scotties' athletics programs.

In addition to her duties as athletics director and physical education chair, Akin was Agnes Scott's women's basketball coach from 2003-07 and was named the Great South Athletic Conference Coach of the Year in 2006. She also served as commissioner of the Great South Athletic Conference from 2011-16 and was a member of the NCAA Division III women's basketball committee and NCAA volleyball regional advisory committee from 2014-16.

"I am thrilled to return to Georgia Tech," Akin said. "I want to thank Mike Bobinski and the coaches and staff members that were part of the search process. I am excited about working closely with the student-athletes and coaches. While opportunities and life changes took me elsewhere 13 years ago, my passion for Georgia Tech never wavered. It feels good to be home."

Prior to her arrival at Georgia Tech in 1996, Akin also served as a sports marketing assistant at Auburn and NC State and as a member of the women's basketball staffs at UNC Wilmington and Kansas State.

A Kansas native, Akin earned bachelor's (1991) and master's (1993) degrees from Kansas State.

She and her husband, Charles, have two children: Bobbie and Ryan.

## ***HISTORY***

|                                    |              |
|------------------------------------|--------------|
| <b>HONORS AND AWARDS</b>           | <b>25-28</b> |
| <b>ALL-TIME LETTERWINNERS</b>      | <b>29</b>    |
| <b>COACHING HISTORY</b>            | <b>30</b>    |
| <b>YEAR-BY-YEAR RESULTS</b>        | <b>31-42</b> |
| <b>ACC/NCAA TOURNAMENT RESULTS</b> | <b>43</b>    |
| <b>SERIES HISTORY</b>              | <b>44-55</b> |



# HONORS & AWARDS

## NFCA ALL-AMERICANS



**TARA KNUDSEN**

2002 - Third Team



**CAITLIN LEVER**

2007 - First Team



**AILEEN MORALES**

2007 - Third Team



**HOPE RUSH**

2010 - Third Team



**JESSICA SALLINGER**

2004, 2005 - Third Team



**KELSI WESEMAN**

2011 - Second Team



**LAURA WILLIAMS**

1997 - First Team



**JEN YEE**

2010 - First Team

## NATIONAL HONORS

### NFCA ALL-AMERICAN

| YEAR       | PLAYER, POS.         | TEAM |
|------------|----------------------|------|
| 1997       | Laura Williams, SS   | 1st  |
| 2002       | Tara Knudsen, SS     | 3rd  |
| 2004, 2005 | Jessica Sallinger, P | 3rd  |
| 2007       | Caitlin Lever, OF    | 1st  |
| 2007       | Aileen Morales, SS   | 3rd  |
| 2010       | Hope Rush, P/DP      | 3rd  |
| 2010       | Jen Yee, 2B          | 1st  |
| 2011       | Kelsi Weseman, SS    | 2nd  |

### NFCA ALL-SOUTHEAST REGION

| YEAR | PLAYER, POS.          | TEAM |
|------|-----------------------|------|
| 1994 | Stephanie Webb, SS    | 2nd  |
| 1995 | Stephanie Webb, SS    | 2nd  |
| 1995 | Stephanie Weitman, OF | 2nd  |
| 1996 | Stephanie Webb, SS    | 1st  |
| 1997 | Lauren Webb, 3B       | 2nd  |
| 1997 | Laura Williams, SS    | 1st  |
| 1997 | Heather Sumrow, OF    | 2nd  |
| 1999 | Heather Sumrow, OF    | 2nd  |
| 1999 | Anne Knobbe, C        | 2nd  |
| 2002 | Tara Knudsen, SS      | 1st  |
| 2002 | Jessica Sallinger, P  | 1st  |
| 2004 | Jessica Sallinger, P  | 1st  |
| 2005 | Jessica Sallinger, P  | 1st  |
| 2005 | Aileen Morales, SS/2B | 1st  |
| 2006 | Amy Hosier, OF        | 1st  |
| 2006 | Savannah Brown, C     | 2nd  |
| 2006 | Whitney Haller, 1B    | 1st  |
| 2007 | Whitney Haller, 1B    | 1st  |
| 2007 | Savannah Brown, C     | 1st  |
| 2007 | Aileen Morales, SS/2B | 1st  |
| 2007 | Brittany Barnes, 3B   | 2nd  |
| 2007 | Caitlin Lever, OF     | 1st  |
| 2008 | Aileen Morales, SS/2B | 2nd  |
| 2009 | Whitney Haller, 1B    | 1st  |
| 2009 | Tiffany Johnson, P/3B | 1st  |
| 2009 | Jen Yee, 2B           | 1st  |
| 2010 | Jen Yee, 2B           | 1st  |
| 2010 | Kristen Priebe, 1B    | 2nd  |
| 2010 | Hope Rush, P/DP       | 2nd  |
| 2010 | Kelsi Weseman, SS     | 2nd  |
| 2011 | Kelsi Weseman, SS     | 1st  |
| 2012 | Hope Rush, P/DP       | 2nd  |
| 2012 | Kelsi Weseman, SS     | 2nd  |
| 2013 | Ashley Thomas, SS     | 2nd  |

### NCAA ALL-TOURNAMENT TEAM

| PLAYER, POS.         | DATE             |
|----------------------|------------------|
| Katie Donovan, IF    | 2002             |
| Jamie Frost, IF      | 2002             |
| Soraya Reddick, OF   | 2004             |
| Jessica Sallinger, P | 2002, 2003, 2004 |
| Lindsay Wood, C      | 2002             |

## HONORS &amp; AWARDS

## ACC HONORS

## ACC PITCHER/PLAYER OF THE YEAR

| YEAR       | PLAYER                      |
|------------|-----------------------------|
| 1997       | Laura Williams              |
| 2005       | Jessica Sallinger (Pitcher) |
| 2010       | Jen Yee                     |
| 2011, 2012 | Kelsi Weseman               |
| 2013       | Ashley Thomas               |

## ACC ROOKIE OF THE YEAR

| YEAR | PLAYER, POS.          |
|------|-----------------------|
| 1994 | Laura Williams, 3B    |
| 1992 | Stephanie Weitman, OF |
| 1997 | Anne Knobbe, C        |
| 2002 | Jessica Sallinger, P  |
| 2005 | Aileen Morales, 2B    |
| 2006 | Whitney Haller, 1B/P  |
| 2009 | Kelsi Weseman, SS     |
| 2010 | Hope Rush, P/DP       |

## ACC COACH OF THE YEAR

| YEAR | PLAYER           |
|------|------------------|
| 1995 | Regina Tomaselli |
| 2002 | Kate Madden      |
| 2005 | Ehren Earleywine |
| 2009 | Sharon Perkins   |
| 2010 | Sharon Perkins   |
| 2011 | Sharon Perkins   |

## ALL-ACC

| YEAR | PLAYER, POS.           | TEAM |
|------|------------------------|------|
| 1992 | Juanita Albarado, 2B   | -    |
| 1992 | Debbie Wilson, 3B      | -    |
| 1993 | Juanita Albarado, 2B   | -    |
| 1994 | Stephanie Weitman, OF  | -    |
| 1994 | Laura Williams, SS     | -    |
| 1995 | Stephanie Weitman, OF  | -    |
| 1995 | Laura Williams, SS     | -    |
| 1996 | Terri Bolden, OF       | -    |
| 1996 | Laura Williams, SS     | -    |
| 1997 | Lauren Webb, 3B        | -    |
| 1997 | Laura Williams, SS     | -    |
| 1998 | Lauren Webb, 3B        | -    |
| 1999 | Anne Knobbe, C         | -    |
| 2000 | Anne Knobbe, C         | -    |
| 2002 | Tara Knudsen, SS       | -    |
| 2002 | Lindsay Wood, C        | -    |
| 2003 | Tara Knudsen, SS       | -    |
| 2003 | Jessica Sallinger, P   | 1st  |
| 2004 | Liz Bartle, DP         | -    |
| 2004 | Tara Knudsen, SS       | -    |
| 2004 | Jessica Sallinger, P   | 1st  |
| 2005 | Amy Hosier, OF         | 1st  |
| 2005 | Caitlin Lever, OF      | 1st  |
| 2005 | Aileen Morales, 2B/SS  | 2nd  |
| 2005 | Jessica Sallinger, P   | 1st  |
| 2005 | Christine Sheridan, SS | 1st  |
| 2006 | Whitney Haller, 1B     | 1st  |
| 2006 | Amy Hosier, OF         | 1st  |
| 2006 | Caitlin Lever, OF      | 2nd  |
| 2007 | Savannah Brown, C      | 1st  |
| 2007 | Whitney Haller, 1B     | 1st  |

|      |                       |     |
|------|-----------------------|-----|
| 2007 | Caitlin Lever, OF     | 1st |
| 2007 | Aileen Morales, 2B/SS | 1st |
| 2008 | Aileen Morales, 2B/SS | 1st |
| 2008 | Whitney Haller, 1B    | 2nd |
| 2009 | Kristen Adkins, P/3B  | 2nd |
| 2009 | Whitney Haller, 1B    | 1st |
| 2009 | Tiffany Johnson, P/3B | 2nd |
| 2009 | Blair Shimandle, OF   | 2nd |
| 2009 | Kelsi Weseman, SS     | 1st |
| 2009 | Jen Yee, 2B           | 1st |
| 2010 | Christy Jones, CF     | 2nd |
| 2010 | Kate Kuzma, C/LF      | 2nd |
| 2010 | Kristine Priebe, 1B   | 1st |
| 2010 | Hope Rush, P/DP       | 1st |
| 2010 | Kelsi Weseman, SS     | 1st |
| 2010 | Jen Yee, 2B           | 1st |
| 2011 | Kristen Adkins, P/3B  | 1st |
| 2011 | Christy Jones, CF     | 2nd |
| 2011 | Caitlin Jordan, DP    | 1st |
| 2011 | Kristine Priebe, 1B   | 2nd |
| 2011 | Alysha Rudnik, 3B     | 1st |
| 2011 | Jessica Sinclair, RF  | 2nd |
| 2011 | Kelsi Weseman, SS     | 1st |
| 2012 | Kate Kuzma, C/LF      | 2nd |
| 2012 | Hope Rush, P/DP       | 1st |
| 2012 | Kelsi Weseman, SS     | 1st |
| 2013 | Alysha Rudnik, 3B     | 1st |
| 2013 | Hope Rush, P/DP       | 2nd |
| 2013 | Ashley Thomas, SS     | 1st |
| 2014 | Maddie Lionberger, 2B | 1st |
| 2014 | Ashley Thomas, SS     | 2nd |
| 2015 | Maddie Lionberger, 2B | 2nd |
| 2016 | Courtney Ziese, DP    | 2nd |
| 2018 | Emily Anderson, P     | 2nd |
| 2018 | Draven Sonnon, OF     | 2nd |
| 2018 | Cameron Stanford, OF  | 2nd |

## ALL-ACC FRESHMAN TEAM

| YEAR | PLAYER, POS.         |
|------|----------------------|
| 2018 | Cameron Stanford, OF |

## ACC TOURNAMENT MVP

| YEAR | PLAYER, POS.         |
|------|----------------------|
| 2002 | Jessica Sallinger, P |
| 2005 | Jessica Sallinger, P |
| 2009 | Kristen Adkins, P/3B |
| 2010 | Hope Rush, P/DP      |
| 2012 | Hope Rush, P/DP      |

## ACC ALL-TOURNAMENT

| YEAR | PLAYER, POS.          |
|------|-----------------------|
| 1992 | Juanita Albarado, 2B  |
| 1992 | Ropekia, Gunn, SS     |
| 1993 | Juanita Albarado, 2B  |
| 1994 | Terri Bolden, OF      |
| 1994 | Stephanie Weitman, OF |
| 1995 | Lori Steiner, 1B      |
| 1995 | Lauren Webb, 3B       |
| 1995 | Stephanie Weitman, OF |
| 1996 | Paige Bolton, OF      |
| 1996 | Laura Williams, SS    |
| 1997 | Lori Steiner, 1B      |
| 1997 | Beth Warren, P        |
| 1997 | Laura Williams, SS    |

|      |                        |
|------|------------------------|
| 1998 | Lauren Webb, 3B        |
| 1999 | Anne Knobbe, C         |
| 2000 | Heather Sumrow, OF     |
| 2002 | Katie Donovan, 1B      |
| 2002 | Soraya Reddick, OF     |
| 2002 | Jessica Sallinger, P   |
| 2002 | Lindsay Wood, C        |
| 2003 | Katie Donovan, 1B      |
| 2004 | Tara Knudsen, SS       |
| 2004 | Jessica Sallinger, P   |
| 2004 | Sara Wissmann, OF      |
| 2005 | Amy Hosier, OF         |
| 2005 | Kirin Kumar, 1B        |
| 2005 | Jessica Sallinger, P   |
| 2005 | Christine Sheridan, SS |
| 2006 | Amy Hosier, OF         |
| 2006 | Caitlin Lever, OF      |
| 2006 | Christine Sheridan, SS |
| 2007 | Whitney Haller, 1B     |
| 2007 | Caitlin Lever, OF      |
| 2007 | Jen Yee, 2B            |
| 2009 | Kristen Adkins, P/3B   |
| 2009 | Whitney Haller, 1B     |
| 2009 | Blair Shimandle, OF    |
| 2009 | Kelsi Weseman, SS      |
| 2009 | Jen Yee, 2B            |
| 2010 | Kate Kuzma, C/LF       |
| 2010 | Kristine Priebe, 1B    |
| 2010 | Hope Rush, P/DP        |
| 2010 | Kelsi Weseman, SS      |
| 2012 | Kate Kuzma, C/LF       |
| 2012 | Hope Rush, P/DP        |
| 2012 | Chelsie Thomas, 2B     |
| 2012 | Kelsi Weseman, SS      |

## ALL-ACC METRO

| YEAR | PLAYER, POS.       |
|------|--------------------|
| 1995 | Lori Steiner, 1B   |
| 1995 | Laura Williams, 3B |



# HONORS & AWARDS

## ACADEMIC HONORS

### COSIDA ACADEMIC ALL-AMERICA

(as selected by CoSIDA; formerly  
ESPN The Magazine Academic All-America)

| PLAYER         | YEAR | TEAM |
|----------------|------|------|
| Whitney Haller | 2007 | 2nd  |
|                | 2008 | 3rd  |
|                | 2009 | 1st  |
| Erin Voeltz*   | 2004 | 3rd  |

\*used to be sponsored by Verizon

### COSIDA ACADEMIC ALL-DISTRICT

(as selected by CoSIDA; formerly  
ESPN The Magazine Academic All-District)

| PLAYER          | YEAR             | TEAM |
|-----------------|------------------|------|
| Shannon Bear    | 2011, 2012       | 1st  |
| Whitney Haller  | 2007, 2008, 2009 | 1st  |
| Christy Jones   | 2011             | 1st  |
| Aileen Morales  | 2006, 2007, 2008 | 2nd  |
| Blair Shimandle | 2008, 2009       | 2nd  |
| Lori Steiner    | 1995, 1996       |      |
| Erin Voeltz     | 2003             | 1st  |
| Laura Williams  | 1995, 1996, 1997 |      |
| Sara Wissmann   | 2003             | 2nd  |

### NFCA ALL-AMERICAN SCHOLAR-ATHLETE

| PLAYER               | YEAR                   |
|----------------------|------------------------|
| Emily Anderson       | 2016                   |
| Lindsey Anderson     | 2012                   |
| Shannon Bear         | 2009, 2010, 2011, 2012 |
| Lauren Boyett        | 1997                   |
| Kendall Chadwick     | 2015, 2016             |
| Felicia Coursey      | 2003                   |
| Colleen Darragh      | 2014                   |
| Kelly Delashmit      | 2013                   |
| Hayley Downs         | 2014                   |
| Karly Fullem         | 2012, 2013, 2015       |
| Whitney Haller       | 2007, 2009             |
| Caroline Hilton      | 2009                   |
| Christy Jones        | 2010, 2011             |
| Kate Kuzma           | 2010, 2011             |
| Maddie Lionberger    | 2013, 2016             |
| Samantha Pierannunzi | 2015, 2016             |
| Alysha Rudnik        | 2011, 2012, 2014       |
| Blair Shimandle      | 2007, 2009             |
| Draven Sonnon        | 2015, 2016             |
| Lori Steiner         | 1996, 1997             |
| Morgan Taylor        | 2015, 2016             |
| Erin Voeltz          | 2002, 2003, 2004       |
| Jessica Weaver       | 2011                   |
| Laura Williams       | 1996                   |
| Sara Wissmann        | 2003                   |

### ACC SCHOLAR-ATHLETE OF YEAR

| PLAYER         | YEAR |
|----------------|------|
| Whitney Haller | 2009 |
| Jen Yee        | 2010 |
| Christy Jones  | 2011 |

### ACADEMIC ALL-ACC

Beginning in 2005, the ACC started recognizing student-athletes that excelled both on the court and in the classroom (achieving a 3.0 grade point average or higher for the academic year as well as during her entire athletic career.)

2006 Whitney Haller, Kristina Hull,  
Aileen Morales, Blair Shimandle,  
Sarah Wood

2007 Whitney Haller, Kristina Hull,  
Aileen Morales, Blair Shimandle,  
Sarah Wood, Jen Yee

2008 Savannah Brown, Aileen Morales,  
Whitney Haller, Blair Shimandle,  
Christy Jones, Jessica Weaver

2009 Shannon Bear, Christy Jones,  
Whitney Haller, Blair Shimandle,  
Kelsi Weseman, Jen Yee

2010 Christy Jones, Kate Kuzma,  
Jessica Sinclair, Kelsi Weseman, Jen Yee

2011 Lindsey Anderson, Shannon Bear,  
Christy Jones, Kate Kuzman,  
Kristine Priebe, Alysha Rudnik,  
Jessica Sinclair, Jessica Weaver

2012 Alysha Rudnik, Hayley Downs,  
Karly Fullem, Kate Kuzma,  
Shannon Bear, Kelsi Weseman

2013 Alysha Rudnik, Chelsie Thomas,  
Hayley Downs, Karly Fullem,  
Katie Johnsky

2014 Alysha Rudnik, Hayley Downs

2015 Karly Fullem, Morgan Taylor

2016 Emily Anderson, Maddie Lionberger,  
Samantha Pierannunzi

2017 Emily Anderson, Jessica Kowalewicz

2018 Emily Anderson, Draven Sonnon, Cameron  
Stanford

### ACC HONOR ROLL

The ACC annually recognizes the student-athletes who achieve a grade point average of 3.0 or higher for the academic year.

1988 Lisa Neal, Cynthia Self

1989 Melanie Ging, Lisa Nea, Cynthia Self

1990 Cynthia Self

1991 Juanita Albarado

1992 Juanita Albarado, Deborah Wilson

1993 Juanita Albarado, Lynne Borowsky, Dina El  
Sheshai

1994 Terri Bolden, Lynne Borowsky, Lori Steiner,  
Laura Williams

1995 Paige Bolton, Erin Ryan, Lori Steiner, Laura  
Williams

1996 Terri Bolden, Paige Bolton, Erin Ryan, Lori  
Steiner, Laura Williams

1997 Lauren Boyett, Anne Knobbe, Erin Ryan, Lori  
Steiner, Heather Sumrow, Lauren Webb, Laura  
Williams

1998 Lauren Boyett, Miki Deal, Erin Ryan, Carye  
Schiller, Erin Wall, Beth Warren, Lauren Webb

1999 Lauren Boyett, Miki Deal, Melanie Howell, Kori  
Jacobsen, Lauren Schwartz, Jamie Smith, Beth  
Warren

2000 Anne Knobbe, Susanne Miller, Lacey Schanz,  
Lauren Schwartz, Jamie Smith, Beth Warren

2001 Jamie Frost, Erin Glantz, Tiffany Goodman, Erin  
Hawley, Kori Jacobsen, Susanne Miller, Lacey  
Schanz, Ellen Styer, Mimi Utt, Erin Voeltz, Sara  
Wissmann, Lindsay Wood

2002 Katie Donovan, Kirin Kumar, Mimi Utt, Erin Voeltz,  
Tasha Waugh, Sara Wissmann

2003 Elizabeth Carls, Felicia Coursey, Katie Donovan  
Erin Voeltz, Sara Wissmann, Peri Zakin

2004 Kristina Hull, Erin Voeltz, Tasha Waugh, Sara  
Wissmann, Sarah Wood

2005 Sarah Wood

2006 Whitney Haller, Kristina Hull, Becky McCraw  
Blair Shimandle, Sarah Wood

2007 Whitney Haller, Kristina Hull, Aileen Morales  
Blair Shimandle, Sarah Wood, Jen Yee

2008 Savannah Brown, Kelly Eppinger, Whitney Haller  
Caroline Hilton, Christy Jones, Aileen Morales  
Blair Shimandle, Jessica Weaver

2009 Shannon Bear, Jessica Coan, Kelly Eppinger  
Whitney Haller, Caroline Hilton, Christy Jones  
Kate Kuzma, Blair Shimandle, Jessica Sinclair  
Jessica Weaver, Kelsi Weseman, Jen Yee

2010 Shannon Bear, Jessica Coan, Kelly Delashmit  
Kelly Eppinger, Caroline Hilton, Christy Jones  
Kate Kuzma, Jessica Sinclair, Jessica Weaver  
Jen Yee

## HONORS & AWARDS

- 2011 Kristen Adkins, Lindsey Anderson, Shannon Bear  
Kelly Delashmit, Danielle Dike, Caroline Hilton  
Christy Jones, Kate Kuzma, Kristine Priebe  
Alysha Rudnik, Jessica Sinclair, Jessica Weaver
- 2012 Lindsey Anderson, Shannon Bear, Kelly  
Delashmit, Hayley Downs, Karly Fullem, Caroline  
Hilton, Kate Kuzma, Alysha Rudnik, Jessica  
Sinclair
- 2013 Kelly Delashmit, Hayley Downs, Karly Fullem,  
Katie Johnsky, Kaitlin Kates, Maddie Lionberger  
Alysha Rudnik, Morgan Taylor, Chelsie Thomas
- 2014 Kanani Cabrales, Ashley Clifton, Caitlyn Coffey  
Colleen Darragh, Hayley Downs, Karly Fullem  
Alexis Jones, Kaitlin Kates, Jessica Kowalewicz  
Alysha Rudnik, Morgan Taylor, Chelsie Thomas
- 2015 Emily Anderson, Malea Bell, Kendall Chadwick  
Kelsey Chisholm, Colleen Darragh, Karly Fullem  
Katie Johnsky, Kylie Kleinschmidt, Maddie  
Lionberger, Samantha Pierannunzi, Draven  
Sonnon, Morgan Taylor, Chelsie Thomas
- 2016 Emily Anderson, Kendall Chadwick, Colleen  
Darragh, Jessica Kowalewicz, Katie Krzus  
Maddie Lionberger, Samantha Pierannunzi  
Draven Sonnon, Sydney Stavro, Morgan Taylor  
Courtney Ziese
- 2017 Emily Anderson, Brooke Barfield, Malea Bell  
Rachael Bonitatibus, Alison Brandvold, Kendall  
Chadwick, Kelsey Chisholm, Colleen Darragh  
Grason Gasser, Jessie Kowalewicz, Katie Krzus  
Isabella Many, Rebecca Prairie, Drew Puckett  
Draven Sonnon
- 2018 Emily Anderson, Malea Bell, Allison Brandvold,  
Kendall Chadwick, Kelsey Chisholm, Lilly Hooper,  
Katie Krzus, Isabella Many, Rebecca Prairie,  
Drew Puckett, Breanna Roper, Draven Sonnon,  
Cameron Stanford, Sydney Stavro, Jaydra von  
Behren

### JACKETS IN THE NPF

| YEAR | PLAYER            | TEAM                 | PICK (ROUND) |
|------|-------------------|----------------------|--------------|
| 2014 | Ashley Thomas     | Akron Racers         | 16th (4)     |
| 2012 | Kelsi Weseman     | Carolina Diamonds    | 13th (4)     |
| 2008 | Brittany Barnes   | Akron Racers         | 23rd (4)     |
| 2008 | Savannah Brown    | Rockford Thunder     | 5th (1)      |
| 2008 | Aileen Morales    | Chicago Bandits      | 10th (2)     |
| 2007 | Caitlin Lever     | Chicago Bandits      | Undrafted    |
| 2005 | Jessica Sallinger | NY/NJ Juggernauts    | 9th (2)      |
| 2004 | Tara Knudsen      | New England Riptide* | 1st          |

\*Supplemental draft

### JACKETS IN THE OLYMPICS

| PLAYER        | COUNTRY                | GAMES        |
|---------------|------------------------|--------------|
| Jen Yee       | Canadian National Team | 2008 Beijing |
| Caitlin Lever | Canadian National Team | 2008 Beijing |

## GT SPORTS HALL OF FAME



Laura Williams  
Played 1994-1997  
Inducted 2007



Jessica Sallinger  
Played 2002-2005  
Inducted 2015

## ALL-TIME LETTERWINNERS

## A

|                   |         |
|-------------------|---------|
| Adkins, Kristen   | 2009-11 |
| Albarado, Juanita | 1990-93 |
| Anderson, Emily   | 2015-18 |
| Anzek, Stephanie  | 1993    |
| Anderson, Lindsay | 2011-12 |
| Arnold, Karissa   | 2017    |

## B

|                         |                     |
|-------------------------|---------------------|
| Baldwin, Selena         | 1991                |
| Ballard, Lisa           | 1989                |
| <b>Barfield, Brooke</b> | <b>2017-Present</b> |
| Barnes, Brittany        | 2007-08             |
| Bartle, Liza            | 2003-05             |
| Beach, Amelia           | 2008-10             |
| Bear, Shannon           | 2009-12             |
| Bell, Malea             | 2015-18             |
| Berger, Stephanie       | 2007                |
| Biggers, Jennifer       | 1998-2001           |
| Biggerstaff, Christina  | 2015                |
| Bickford, Abby          | 1998-2000           |
| Bishop, Amy             | 1990-91, 1993       |
| Bolden, Terri           | 1994-97             |
| Bolton, Paige           | 1993-96             |
| Bonitatibus, Rachael    | 2017                |
| Borosky, Lynne          | 1992-94             |
| Boyett, Lauren          | 1997-99             |
| Brown, Laura            | 1993-96             |
| Brown, Mandy            | 1987                |
| Brown, Savannah         | 2005-08             |
| Butler, Stephanie       | 2005-08             |

## C

|                   |           |
|-------------------|-----------|
| Cabral, Kanani    | 2014      |
| Cain, Lynne       | 1989      |
| Camp, Christie    | 1991-93   |
| Caviness, Roberta | 1990      |
| Chadwick, Kendall | 2017-18   |
| Chisholm, Kelsey  | 2015-18   |
| Choate, Wendy     | 1991-92   |
| Clifton, Ashley   | 2013-14   |
| Cluff, Meador     | 1988      |
| Coan, Jessica     | 2009-2010 |
| Coffey, Caitlyn   | 2012-15   |
| Coursey, Felicia  | 2002-03   |
| Creger-Zier, Riki | 2005      |
| Crow, Amanda      | 2008      |

## D

|                  |              |
|------------------|--------------|
| Darragh, Colleen | 2014-17      |
| Deal, Miki       | 1998-99      |
| Deep, Jordan     | 2016         |
| Delashmit, Kelly | 2010-13      |
| Dickerson, Naomi | 2018-Present |
| Dike, Danielle   | 2009-12      |
| Donovan, Katie   | 2002-05      |
| Downs, Hayley    | 2011-14      |

## E

|                           |                     |
|---------------------------|---------------------|
| El Sheshai, Dina          | 1990-93             |
| <b>Ellebracht, Kaylee</b> | <b>2016-Present</b> |
| Eppinger, Kelly           | 2007-10             |
| Ezell, Wendy              | 1988-91             |

## F

|               |         |
|---------------|---------|
| Frost, Jamie  | 1999-02 |
| Fuller, Karly | 2012-15 |

## G

|               |         |
|---------------|---------|
| Ging, Melanie | 1987-89 |
|---------------|---------|

|                    |         |
|--------------------|---------|
| Goodman, Tiffany   | 2000-03 |
| Goodrich, Jenna    | 2016-17 |
| Glantz, Erin       | 2001-02 |
| Glazebrook, Rachel | 2010    |
| Grey, Jeanette     | 1996-98 |
| Gulakowski, Kim    | 1991-93 |
| Gunn, Ropekia      | 1990-92 |

## H

|                         |                     |
|-------------------------|---------------------|
| Haller, Whitney         | 2006-09             |
| Harper, Andrea          | 1992-95             |
| Hawley, Erin            | 1998-2001           |
| Hilton, Caroline        | 2008-12             |
| Holder, Sherri          | 1987-88             |
| <b>Hooper, Lilly</b>    | <b>2018-Present</b> |
| Hosier, Amy             | 2003-06             |
| Howard, Kelli           | 1996                |
| Howell, Melanie         | 1999                |
| <b>Huckabay, Crosby</b> | <b>2017-Present</b> |
| Huffman, Kelly          | 1995                |
| Hull, Kristina          | 2004-07             |
| Humphreys, Whitney      | 2005-08             |
| Hulse, Jan              | 1990-93             |
| Huskins, Shannon        | 1991                |

## I

|              |         |
|--------------|---------|
| Irwin, Donna | 1987-88 |
| Ivey, Kacey  | 2005-06 |

## J

|                  |            |
|------------------|------------|
| Jacobson, Kori   | 1999-2001  |
| Jenkins, Melissa | 1991, 1994 |
| Johnsky, Katie   | 2012-15    |
| Johnson, Nikki   | 1994       |
| Johnson, Shanna  | 1996       |
| Johnson, Tiffany | 2007-09    |
| Jones, Alexis    | 2014       |
| Jones, Christy   | 2008-11    |
| Jones, Heather   | 1996-97    |
| Jones, Julie     | 1988       |
| Jordan, Caitlin  | 2010-11    |

## K

|                     |                     |
|---------------------|---------------------|
| Kates, Kaitlin      | 2011-14             |
| Kleinschmidt, Kylie | 2012-15             |
| Kowalewicz, Jessica | 2014-17             |
| Knobbe, Anne        | 1997-00             |
| Knudsen, Tara       | 2001-04             |
| Krastins, Laila     | 1992-94             |
| <b>Krzus, Katie</b> | <b>2016-Present</b> |
| Kumar, Kirin        | 2002-05             |
| Kuzma, Kate         | 2009-12             |

## L

|                    |           |
|--------------------|-----------|
| La Benne, Karen    | 1991      |
| Lionberger, Maddie | 2013-2016 |
| Lever, Caitlin     | 2005-07   |
| Lord, Paige        | 1987-90   |

## M

|                     |                     |
|---------------------|---------------------|
| McCraw, Becky       | 2005-08             |
| McRaw, Claudette    | 1988                |
| Melgaard, Mandy     | 1996-97             |
| Miller, Susanne     | 1998-2001           |
| <b>Mora, Bianca</b> | <b>2018-Present</b> |
| Morales, Aileen     | 2005-08             |
| Morris, Stephanie   | 2008-09             |

## N

|            |         |
|------------|---------|
| Neal, Lisa | 1987-90 |
|------------|---------|

|            |         |
|------------|---------|
| Neff, Tara | 2002-03 |
|------------|---------|

## P

|                         |                     |
|-------------------------|---------------------|
| Paez, Daisy             | 2005-07             |
| Pierannunzi, Samantha   | 2014-17             |
| Pogson, Deidre          | 1993                |
| <b>Prairie, Rebecca</b> | <b>2017-Present</b> |
| Priebe, Kristine        | 2010-11             |
| <b>Puckett, Drew</b>    | <b>2017-Present</b> |
| <b>Pye, Saige</b>       | <b>2018-Present</b> |

## R

|                       |                     |
|-----------------------|---------------------|
| Reed, Laurie          | 2007-08             |
| Reeder, Misty         | 1989-91             |
| Reddick, Soraya       | 2001-04             |
| Register, Abby        | 1994                |
| Richardson, Lacey     | 2006-07             |
| Riddlehoover, Kathryn | 1988-89             |
| Robertson, Amy        | 1995                |
| Rolin, Mechelle       | 1992-95             |
| <b>Roper, Breanna</b> | <b>2018-Present</b> |
| Rudnik, Alysha        | 2011-14             |
| Rush, Hope            | 2010-13             |
| Ryan, Erin            | 1995-98             |

## S

|                          |                         |
|--------------------------|-------------------------|
| Sallinger, Jessica       | 2002-05                 |
| Sams, Tracy              | 1987-88                 |
| Schiller, Carey          | 1996-98                 |
| Schanz, Lacey            | 1998-2001               |
| Schlechte, Lauren        | 2003-05                 |
| Schreck, Emily           | 2008-10                 |
| Schwartz, Lauren         | 1997-2000               |
| Self, Cindy              | 1988-90                 |
| Shelton, Shannon         | 1989-92                 |
| Sheridan, Christine      | 2005-06                 |
| Shimandle, Blair         | 2006-09                 |
| Sinclair, Jessica        | 2009-12                 |
| Smith, Jamie             | 1996-97, '99-2000       |
| Sonnon, Draven           | 2015-18                 |
| <b>Stanford, Cameron</b> | <b>2018-Present</b>     |
| <b>Stavro, Sydney</b>    | <b>2016, 18-Present</b> |
| Steiner, Lori            | 1994-97                 |
| Stitcher, Melissa        | 1987                    |
| Stringer, Lori           | 1987-90                 |
| Styer, Ellen             | 1998-2001               |
| Sumrow, Heather          | 1997-2000               |
| Swats, Robin             | 1987                    |

## T

|                    |           |
|--------------------|-----------|
| Tannenbaum, Laurie | 1987      |
| Taylor, Morgan     | 2013-2016 |
| Thomas, Chelsie    | 2012-15   |
| Thomas, Ashley     | 2011-14   |

## U

|           |               |
|-----------|---------------|
| Utt, Mimi | 1999, 2001-02 |
|-----------|---------------|

## V

|              |         |
|--------------|---------|
| Voeltz, Erin | 2001-04 |
|--------------|---------|

## W

|                    |                     |
|--------------------|---------------------|
| Wall, Erin         | 1995-98             |
| Warren, Beth       | 1997, 99-2000       |
| Waugh, Tasha       | 2001-04             |
| Weaver, Jessica    | 2008-11             |
| Webb, Lauren       | 1995-98             |
| <b>Webb, Skye</b>  | <b>2018-Present</b> |
| Webb, Stephanie    | 1993-96             |
| Weitman, Stephanie | 1992-95             |

|                    |         |
|--------------------|---------|
| Wells, Kim         | 1988    |
| Weseman, Kelsi     | 2009-12 |
| White, Heather     | 1991    |
| Whitworth, Suzanne | 1987-89 |
| Williams, Laura    | 1994-97 |
| Wilson, Debbie     | 1992    |
| Wissmann, Sara     | 2001-04 |
| Wood, Lindsay      | 2000-03 |
| Wood, Sarah        | 2004-07 |

## Y

|               |               |
|---------------|---------------|
| Yee, Jennifer | 2007, 2009-10 |
|---------------|---------------|

## Z

|                 |           |
|-----------------|-----------|
| Zakin, Peri     | 2003      |
| Ziese, Courtney | 2013-2016 |

# COACHING HISTORY

## NO FULL-TIME COACH (1987-1990)

| YEAR | OVERALL  | PCT. |
|------|----------|------|
| 1987 | 6-27     | .181 |
| 1988 | 12-30    | .286 |
| 1989 | 19-16-1  | .528 |
| 1990 | 15-34    | .306 |
|      | 52-107-1 | .325 |



## REGINA THOMASELLI (1991-98)

| YEAR | OVERALL   | PCT. | ACC   | PCT. |
|------|-----------|------|-------|------|
| 1991 | 38-12-1   | .745 | --    | --   |
| 1992 | 30-22     | .577 | 1-3   | .250 |
| 1993 | 28-25     | .528 | 1-5   | .167 |
| 1994 | 35-23     | .603 | 2-5   | .286 |
| 1995 | 30-25     | .545 | 3-3   | .500 |
| 1996 | 32-20     | .615 | 4-3   | .571 |
| 1997 | 22-34     | .393 | 2-6   | .250 |
| 1998 | 24-32     | .426 | 2-6   | .250 |
|      | 239-193-1 | .553 | 15-46 | .246 |



## KATE MADDEN (1999-2003)

| YEAR   | OVERALL | PCT. | ACC   | PCT. |
|--------|---------|------|-------|------|
| 1999   | 22-38   | .367 | 0-8   | .000 |
| 2000   | 25-33   | .431 | 3-7   | .300 |
| 2001   | 24-29   | .453 | 2-6   | .250 |
| 2002^! | 52-18   | .743 | 6-2   | .750 |
| 2003!  | 38-25   | .603 | 3-4   | .429 |
|        | 161-143 | .530 | 14-27 | .341 |



## EHREN EARLEYWINE (2004-06)

| YEAR    | OVERALL | PCT. | ACC   | PCT. |
|---------|---------|------|-------|------|
| 2004!   | 47-19   | .712 | 5-5   | .500 |
| 2005*^! | 51-14   | .785 | 11-4  | .733 |
| 2006!   | 48-22   | .686 | 12-9  | .571 |
|         | 146-55  | .726 | 28-18 | .609 |




## SHARON PERKINS (2007-13)

| YEAR     | OVERALL | PCT. | ACC   | PCT. |
|----------|---------|------|-------|------|
| 2007!    | 54-16   | .771 | 14-6  | .700 |
| 2008!    | 32-31   | .508 | 9-11  | .450 |
| 2009*^!# | 46-15   | .754 | 17-3  | .850 |
| 2010*^!  | 51-11   | .823 | 19-2  | .905 |
| 2011*!   | 45-12   | .789 | 18-2  | .900 |
| 2012^!   | 37-23   | .617 | 12-8  | .600 |
| 2013     | 25-30   | .454 | 10-10 | .500 |
|          | 290-138 | .678 | 99-42 | .702 |



## SHELLY HOERNER (2014-17)

| YEAR | OVERALL | PCT. | ACC   | PCT. |
|------|---------|------|-------|------|
| 2014 | 23-24   | .489 | 11-17 | .393 |
| 2015 | 16-34   | .320 | 6-18  | .250 |
| 2016 | 22-33   | .400 | 7-16  | .304 |
| 2017 | 19-34   | .359 | 8-16  | .333 |
|      | 80-125  | .390 | 32-67 | .323 |



## AILEEN MORALES (2018-PRESENT)

| YEAR | OVERALL | PCT. | ACC   | PCT. |
|------|---------|------|-------|------|
| 2018 | 28-26   | .519 | 13-11 | .542 |
|      | 28-26   | .519 | 13-11 | .542 |

- \* ACC Regular Season Champions  
 ^ ACC Tournament Champions  
 ! NCAA Tournament Participants  
 # NCAA Super Regional Appearance

## YEAR-BY-YEAR RESULTS

| YEAR   | OVERALL   | ACC     | HOME      | AWAY    | NEUTRAL | NOTES/POSTSEASON  |
|--------|-----------|---------|-----------|---------|---------|---|
| 1987   | 6-27      | --      | 4-10      | 2-13    | 0-4     | --  |
| 1988   | 12-30     | --      | 6-11      | 4-14    | 2-5     | --  |
| 1989   | 19-16-1   | --      | 12-8-1    | 4-4     | 3-4     | --  |
| 1990   | 15-34     | --      | 13-13     | 0-14    | 2-7     | --  |
| 1991   | 38-12-1   | --      | 21-4-1    | 8-4     | 9-4     | --  |
| 1992   | 30-22     | 1-3     | 16-6      | 8-6     | 6-10    | 4th at ACC Tournament   |
| 1993   | 28-25     | 1-5     | 14-7      | 5-7     | 9-11    | 3rd at ACC Tournament   |
| 1994   | 35-23     | 2-5     | 10-4      | 9-5     | 16-14   | 4th at ACC Tournament   |
| 1995   | 30-25     | 3-3     | 11-7      | 9-5     | 10-13   | ACC Tournament runner-up                                      |
| 1996   | 32-20     | 4-3     | 12-5      | 10-8    | 10-7    | 5th at ACC Tournament   |
| 1997   | 22-34     | 2-6     | 10-11     | 5-11    | 7-12    | 3rd at ACC Tournament   |
| 1998   | 24-32     | 2-6     | 12-11     | 4-14    | 8-7     | 5th at ACC Tournament   |
| 1999   | 22-38     | 0-8     | 6-17      | 6-11    | 10-10   | 4th at ACC Tournament   |
| 2000   | 25-33     | 2-6     | 10-12     | 7-7     | 8-14    | 5th at ACC Tournament   |
| 2001   | 24-29     | 2-6     | 11-8      | 7-9     | 6-12    | 5th at ACC Tournament   |
| 2002   | 52-18     | 6-2     | 20-2      | 13-6    | 19-10   | ACC Tournament Title; 1st NCAA trip in school history         |
| 2003   | 38-25     | 3-4     | 11-4      | 14-11   | 13-10   | 3rd at ACC Tournament; NCAA Regional                          |
| 2004   | 47-19     | 5-5     | 15-3      | 12-10   | 20-6    | ACC Tournament runner-up; NCAA Regional                       |
| 2005   | 51-14     | 11-4    | 16-2      | 14-7    | 21-5    | ACC Regular Season and Tournament Titles; NCAA Regional       |
| 2006   | 48-22     | 12-9    | 18-7      | 10-10   | 20-5    | 3rd at ACC Tournament; NCAA Regional                          |
| 2007   | 54-16     | 14-6    | 17-5      | 17-5    | 20-6    | School record wins; ACC runner-up; NCAA Regional              |
| 2008   | 32-31     | 9-11    | 15-5      | 8-16    | 9-10    | NCAA Regional   |
| 2009   | 46-15     | 17-3    | 21-6      | 13-5    | 12-4    | NCAA Super Regional; ACC Regular Season and Tournament Titles |
| 2010   | 51-11     | 19-2    | 20-3      | 11-6    | 20-2    | NCAA Regional; ACC Regular Season and Tournament Titles       |
| 2011   | 45-12     | 18-2    | 17-3      | 14-5    | 14-4    | NCAA Regional; ACC Regular Season Title                       |
| 2012   | 37-23     | 12-8    | 20-5      | 5-9     | 12-9    | NCAA Regional; ACC Tournament Title                           |
| 2013   | 25-30     | 10-10   | 13-10     | 10-11   | 2-9     | Tied 5th at ACC Tournament                                    |
| 2014   | 23-24     | 11-17   | 19-14     | 4-9     | 0-1     | 8th at ACC Tournament   |
| 2015   | 16-34     | 6-18    | 7-12      | 7-15    | 2-7     | 9th in ACC Regular Season                                     |
| 2016   | 22-33     | 7-16    | 10-16     | 6-14    | 6-3     | 10th in ACC Regular Season                                    |
| 2017   | 19-34     | 8-16    | 15-16     | 4-13    | 0-5     | 9th in ACC Regular Season                                     |
| 2018   | 28-26     | 13-11   | 14-13     | 9-9     | 5-4     | 6th in ACC Regular Season                                     |
| Totals | 996-787-2 | 200-195 | 436-260-2 | 259-293 | 301-234 |   |

4 ACC Regular Season Titles; 5 ACC Tournament Titles; 11 NCAA Appearances; 1 Super Regional

**ACC REGULAR SEASON TITLES:** 4

**ACC TOURNAMENT TITLES:** 5

**NCAA APPEARANCES:** 11

**NCAA SUPER REGIONALS:** 1

**ACC TOURNAMENT CHAMPIONS:** 2002, 2005, 2009, 2010, 2012

**ACC REGULAR SEASON CHAMPIONS:** 2005, 2009, 2010, 2011

## YEAR-BY-YEAR RESULTS

**1987 6-27**

| DATE | OPPONENT            | W/L | SCORE |
|------|---------------------|-----|-------|
| 3/3  | Samford             | L   | 4-7   |
| 3/3  | Samford             | L   | 1-2   |
| 3/7  | Georgia Southern    | L   | 2-7   |
| 3/7  | Georgia Southern    | W   | 6-4   |
| 3/10 | Columbus College    | L   | 1-8   |
| 3/10 | Columbus College    | L   | 3-6   |
| 3/12 | West Georgia        | L   | 3-5   |
| 3/12 | West Georgia        | L   | 3-16  |
| 3/27 | at USC-Spartanburg  | W   | 6-3   |
| 3/27 | at USC-Spartanburg  | L   | 8-10  |
| 4/5  | Tennessee Tech      | L   | 1-9   |
| 4/5  | Tennessee Tech      | W   | 6-1   |
| 4/7  | at Mercer           | W   | 7-3   |
| 4/7  | at Mercer           | L   | 1-2   |
| 4/10 | at West Florida     | L   | 0-5   |
| 4/10 | Mercer (1)          | L   | 6-7   |
| 4/10 | Samford (1)         | L   | 7-8   |
| 4/10 | Mississippi (1)     | L   | 1-3   |
| 4/11 | Delta State (1)     | L   | 3-16  |
| 4/14 | at Columbus College | L   | 2-4   |
| 4/14 | at Columbus College | L   | 5-6   |
| 4/16 | Georgia State       | L   | 0-10  |
| 4/16 | Georgia State       | L   | 0-11  |
| 4/20 | at Winthrop         | L   | 3-10  |
| 4/20 | at Winthrop         | L   | 3-13  |
| 4/22 | at West Georgia     | L   | 3-8   |
| 4/22 | at West Georgia     | L   | 2-10  |
| 4/28 | at Furman           | L   | 0-10  |
| 4/28 | at Furman           | L   | 3-11  |
| 4/30 | Mercer              | W   | 2-0   |
| 4/30 | Mercer              | W   | 3-2   |
| 5/1  | at Samford          | L   | 1-11  |
| 5/1  | at Samford          | L   | 9-10  |

1 - West Florida Invitational, Pensacola, Fla.

**1988 12-30**

| DATE | OPPONENT                | W/L | SCORE |
|------|-------------------------|-----|-------|
| 3/5  | Huntingdon College      | L   | 4-10  |
| 3/5  | UNC-Wilmington          | W   | 9-5   |
| 3/8  | at Samford              | L   | 3-4   |
| 3/8  | at Samford              | W   | 5-2   |
| 3/11 | Valparaiso              | L   | 0-1   |
| 3/12 | Greensboro College      | W   | 10-5  |
| 3/12 | Baptist                 | L   | 1-12  |
| 3/26 | USC-Spartanburg         | L   | 1-7   |
| 3/26 | USC-Spartanburg         | L   | 0-14  |
| 3/27 | Winthrop                | L   | 0-6   |
| 3/27 | Winthrop                | L   | 1-6   |
| 3/28 | at Georgia Southern     | W   | 5-3   |
| 3/28 | at Georgia Southern     | L   | 5-10  |
| 3/30 | at West Georgia         | W   | 4-0   |
| 3/30 | at West Georgia         | L   | 7-8   |
| 4/1  | at USC-Spartanburg      | L   | 0-1   |
| 4/1  | at USC-Spartanburg      | L   | 0-5   |
| 4/2  | at Winthrop             | L   | 1-5   |
| 4/2  | at Winthrop             | L   | 1-8   |
| 4/5  | at Columbus College     | L   | 0-10  |
| 4/5  | at Columbus College     | L   | 0-4   |
| 4/8  | at West Florida (1)     | L   | 1-12  |
| 4/8  | West Georgia (1)        | L   | 5-9   |
| 4/8  | Jackson State (1)       | W   | 8-4   |
| 4/8  | St. Leo (1)             | L   | 3-6   |
| 4/9  | Columbus College (1)    | L   | 3-7   |
| 4/12 | Samford                 | L   | 9-10  |
| 4/12 | Samford                 | L   | 3-9   |
| 4/15 | Samford (2)             | W   | 8-0   |
| 4/15 | at Columbus College (2) | L   | 2-5   |
| 4/15 | Mercer (2)              | L   | 2-3   |
| 4/15 | Mercer (2)              | L   | 0-1   |

|      |                     |   |      |
|------|---------------------|---|------|
| 4/19 | West Georgia^       | W | 1-0  |
| 4/19 | West Georgia^       | W | 1-0  |
| 4/20 | at Georgia State    | L | 1-7  |
| 4/20 | at Georgia State    | L | 1-8  |
| 4/26 | Mercer              | L | 0-3  |
| 4/26 | Mercer              | L | 6-12 |
| 4/28 | at Columbus College | L | 1-10 |
| 4/28 | at Columbus College | W | 4-1  |
| 4/30 | Mercer^             | W | 1-0  |
| 4/30 | Mercer^             | W | 1-0  |

1 - West Florida Invitational, Pensacola, Fla.

2 - Columbus Invitational, Columbus, Ga.

^ - Forfeited Game

**1989 19-16-1**

| DATE | OPPONENT                | W/L | SCORE    |
|------|-------------------------|-----|----------|
| 2/25 | Virginia                | L   | 0-9      |
| 2/25 | Virginia                | L   | 0-4      |
| 3/2  | Baptist                 | L   | 1-2      |
| 3/3  | Tennessee Tech          | L   | 2-5      |
| 3/3  | Tennessee Tech          | T   | 2-2      |
| 3/4  | at UNC-Wilmington       | W   | 2-1      |
| 3/4  | at UNC-Wilmington       | L   | 5-11     |
| 3/8  | Valparaiso              | L   | 2-5      |
| 3/8  | Valparaiso              | W   | 1-0      |
| 3/12 | George Mason            | W   | 4-2      |
| 3/12 | George Mason            | L   | 1-2      |
| 3/23 | Wisconsin Superior (1)  | W   | 11-2     |
| 3/23 | Missouri Baptist (1)    | L   | 1-6      |
| 3/23 | Manchester (1)          | L   | 0-6      |
| 3/23 | Lee (1)                 | L   | 1-2      |
| 3/24 | Kutztown (1)            | W   | 3-2      |
| 3/24 | Wisconsin-Lacrosse (1)  | L   | 6-7      |
| 3/28 | Samford                 | W   | 4-2      |
| 3/28 | Samford                 | W   | 2-0      |
| 3/31 | St. Andrews             | W   | 1-0      |
| 3/31 | St. Andrews             | W   | 1-0      |
| 4/1  | at Mercer               | L   | 0-3      |
| 4/1  | at Mercer               | L   | 0-2      |
| 4/7  | at North Carolina A&T   | W   | 5-0      |
| 4/13 | Georgia Southern        | W   | 2-0 (10) |
| 4/13 | Georgia Southern        | L   | 0-4      |
| 4/14 | Samford (2)             | W   | 4-3      |
| 4/14 | at Columbus College (2) | L   | 3-5      |
| 4/18 | Georgia State           | L   | 3-4 (9)  |
| 4/18 | Georgia State           | W   | 6-5      |
| 4/20 | at Samford^             | W   | 1-0      |
| 4/20 | at Samford^             | W   | 1-0      |
| 4/23 | USC-Spartanburg         | W   | 3-2 (8)  |
| 4/23 | USC-Spartanburg         | W   | 12-0     |
| 4/25 | Mercer                  | W   | 4-0      |
| 4/25 | Mercer                  | W   | 5-1      |

1 - West Florida Invitational, Pensacola, Fla.

2 - Columbus Invitational, Columbus, Ga.

^ - Forfeited Game

**1990 15-34**

| DATE | OPPONENT       | W/L | SCORE    |
|------|----------------|-----|----------|
| 2/17 | USC-Aiken      | W   | 12-0 (5) |
| 2/17 | USC-Aiken      | W   | 13-8     |
| 2/18 | at Furman      | L   | 0-4      |
| 2/18 | at Furman      | L   | 3-13 (5) |
| 3/3  | Virginia       | L   | 0-2 (10) |
| 3/3  | Virginia       | L   | 0-5      |
| 3/4  | East Carolina  | L   | 1-8      |
| 3/4  | Lander College | L   | 0-3      |
| 3/4  | Lander College | L   | 2-6      |
| 3/5  | UNC-Wilmington | W   | 4-2      |
| 3/5  | UNC-Wilmington | L   | 1-2      |
| 3/9  | Baptist        | W   | 2-0      |

|      |                    |   |          |
|------|--------------------|---|----------|
| 3/9  | Baptist            | L | 1-3      |
| 3/10 | Tennessee Tech     | W | 2-1      |
| 3/10 | Tennessee Tech     | L | 0-4      |
| 3/11 | George Mason       | W | 4-3 (8)  |
| 3/11 | George Mason       | L | 1-4      |
| 3/13 | Mercer             | W | 5-4 (11) |
| 3/13 | Mercer             | W | 5-1      |
| 3/15 | at UNC-Charlotte   | L | 0-1      |
| 3/15 | at UNC-Charlotte   | L | 1-2 (10) |
| 3/16 | at Winthrop        | L | 1-2 (9)  |
| 3/16 | at Winthrop        | L | 1-6      |
| 3/18 | Winthrop           | W | 2-1      |
| 3/18 | Winthrop           | L | 2-5      |
| 3/25 | Limestone          | W | 2-1      |
| 3/25 | Limestone          | L | 2-7      |
| 3/30 | Wichita State (3)  | L | 1-9 (5)  |
| 3/30 | Florida State (3)  | L | 0-10 (5) |
| 3/30 | Austin Peay (3)    | L | 1-5      |
| 3/31 | Southern Miss (3)  | L | 3-4      |
| 3/31 | Samford (3)        | W | 2-1 (8)  |
| 3/31 | Oklahoma State (3) | L | 0-4      |
| 4/3  | Samford            | L | 2-3      |
| 4/3  | Samford            | L | 0-2      |
| 4/15 | at Georgia State   | L | 1-7      |
| 4/15 | at Georgia State   | L | 0-1 (9)  |
| 4/16 | Hiwassee           | W | 7-0      |
| 4/16 | Hiwassee           | W | 2-0      |
| 4/17 | at Samford         | L | 4-5 (8)  |
| 4/17 | at Samford         | W | 7-6 (10) |
| 4/20 | Mercer (2)         | W | 4-0      |
| 4/20 | at Columbus (2)    | L | 2-3 (9)  |
| 4/21 | Maryville (2)      | L | 1-2      |
| 4/21 | Maryville (2)      | L | 1-2      |
| 4/24 | at Mercer          | L | 1-2 (8)  |
| 4/24 | at Mercer          | L | 1-3      |
| 4/27 | at Tennessee Tech  | L | 4-11     |
| 4/27 | at Tennessee Tech  | L | 3-13 (6) |

2 - Columbus Invitational, Columbus, Ga.

3 - Southern Invitational, Birmingham, Ala.

**REGINA THOMASELLI****Head Coach:** 1991-1998**Seasons:** 8**Record:** 239-193-1 (.553)**1991 38-12-1**

| DATE | OPPONENT            | W/L | SCORE    |
|------|---------------------|-----|----------|
| 2/16 | at Samford          | W   | 7-0      |
| 2/16 | at Samford          | W   | 2-1      |
| 2/23 | USC-Aiken           | W   | 4-0      |
| 2/23 | USC-Aiken           | W   | 8-0      |
| 2/25 | Campbell            | W   | 6-0      |
| 2/25 | Campbell            | W   | 3-0      |
| 2/27 | Georgia College     | W   | 6-4      |
| 2/27 | Georgia College     | W   | 3-1      |
| 3/4  | UNC-Wilmington      | W   | 3-1      |
| 3/4  | UNC-Wilmington      | W   | 1-0      |
| 3/7  | Georgia State       | W   | 2-1 (8)  |
| 3/7  | Georgia State       | W   | 2-1      |
| 3/8  | Charleston Southern | W   | 3-2      |
| 3/8  | Charleston Southern | L   | 5-7      |
| 3/11 | George Mason        | W   | 5-3      |
| 3/11 | George Mason        | W   | 5-2      |
| 3/13 | East Carolina       | L   | 0-3      |
| 3/13 | East Carolina       | L   | 1-2 (8)  |
| 3/24 | at USC-Aiken        | W   | 4-3      |
| 3/24 | at USC-Aiken        | L   | 7-9      |
| 3/26 | at Georgia College  | W   | 7-5      |
| 3/26 | at Georgia College  | W   | 11-3     |
| 4/3  | Augusta             | W   | 10-0 (5) |



## YEAR-BY-YEAR RESULTS

|      |                         |   |          |
|------|-------------------------|---|----------|
| 4/3  | Augusta                 | W | 5-2      |
| 4/6  | Austin Peay (4)         | W | 6-1      |
| 4/6  | Georgia College (4)     | W | 4-0      |
| 4/6  | at Furman (4)           | L | 1-7      |
| 4/6  | East Carolina (4)       | W | 8-6      |
| 4/6  | Coastal Carolina (4)    | L | 3-4 (8)  |
| 4/6  | UNC-Charlotte (4)       | L | 4-5      |
| 4/7  | Winthrop                | W | 4-2      |
| 4/7  | Winthrop                | L | 0-2      |
| 4/9  | at Mercer               | W | 2-1      |
| 4/12 | UNC-Asheville (5)       | W | 11-1 (6) |
| 4/12 | UNC-Wilmington (5)      | W | 8-0      |
| 4/12 | at North Carolina (5)   | L | 1-3      |
| 4/13 | Mercer (5)              | W | 2-1      |
| 4/13 | East Carolina (5)       | L | 0-5      |
| 4/15 | at Georgia Southern     | L | 1-2      |
| 4/15 | at Georgia Southern     | W | 8-1      |
| 4/19 | Mercer (2)              | W | 5-0      |
| 4/19 | at Columbus College (2) | W | 2-0      |
| 4/20 | USC-Spartanburg (2)     | L | 0-2 (9)  |
| 4/20 | Mercer (2)              | W | 2-1      |
| 4/20 | USC-Spartanburg (2)     | W | 4-0      |
| 4/22 | Florida A&M             | W | 9-1      |
| 4/22 | Florida A&M             | W | 9-1      |
| 4/26 | Samford                 | W | 4-1      |
| 4/26 | Samford                 | W | 7-1      |
| 4/27 | UNC-Charlotte           | W | 1-0      |
| 4/27 | UNC-Charlotte           | T | 4-4 (8)  |

2 - Columbus Invitational, Columbus, Ga.

4 - Furman Spring Fling, Greenville, S.C.

5 - Tar Heel Invitational, Chapel Hill, N.C.

**1992 30-22, 1-3 ACC**

| DATE | OPPONENT             | W/L | SCORE    |
|------|----------------------|-----|----------|
| 2/22 | at South Carolina    | L   | 2-8      |
| 2/22 | at South Carolina    | L   | 0-1      |
| 2/27 | Saginaw Valley State | L   | 0-1      |
| 2/27 | Saginaw Valley State | W   | 5-0      |
| 2/29 | USC-Aiken            | W   | 1-0      |
| 2/29 | USC-Aiken            | W   | 5-1      |
| 3/1  | Samford              | L   | 1-4      |
| 3/1  | Samford              | W   | 6-5 (8)  |
| 3/4  | at UNC-Charlotte     | L   | 1-4      |
| 3/4  | at UNC-Charlotte     | W   | 3-1      |
| 3/6  | Charleston Southern  | L   | 0-2      |
| 3/6  | Charleston Southern  | W   | 2-0      |
| 3/7  | Tennessee Tech       | W   | 3-0      |
| 3/7  | Tennessee Tech       | W   | 2-1      |
| 3/9  | Valdosta State       | W   | 7-3      |
| 3/9  | Valdosta State       | W   | 8-7      |
| 3/11 | Mercer               | W   | 11-1 (6) |
| 3/11 | Mercer               | W   | 3-2      |
| 3/14 | Morehead State       | W   | 5-1      |
| 3/14 | Morehead State       | W   | 5-2      |
| 3/27 | Furman (3)           | L   | 0-3      |
| 3/27 | Winthrop (3)         | W   | 12-2 (5) |
| 3/27 | Notre Dame (3)       | L   | 2-6      |
| 3/28 | Georgia State (3)    | W   | 4-1      |
| 3/28 | Georgia State (3)    | W   | 7-3      |
| 3/28 | South Carolina (3)   | L   | 0-8      |
| 4/3  | North Carolina* (4)  | L   | 0-2      |
| 4/3  | Coastal Carolina (4) | L   | 2-3      |
| 4/3  | East Carolina (4)    | W   | 8-6 (8)  |
| 4/4  | North Carolina* (4)  | L   | 0-6      |
| 4/4  | Coastal Carolina (4) | L   | 0-4      |
| 4/8  | at Samford           | L   | 2-3 (8)  |
| 4/8  | at Samford           | W   | 5-4 (8)  |
| 4/10 | at UNC-Greensboro    | W   | 3-1      |
| 4/10 | at UNC-Greensboro    | W   | 6-4      |
| 4/11 | UNC-Wilmington (5)   | W   | 11-1 (6) |
| 4/11 | Florida State* (5)   | L   | 0-10 (6) |

|      |                        |   |      |
|------|------------------------|---|------|
| 4/11 | at North Carolina* (5) | W | 4-3  |
| 4/12 | Winthrop (5)           | W | 4-1  |
| 4/12 | East Carolina (5)      | L | 1-7  |
| 4/17 | at Florida State (#6)  | L | 0-6  |
| 4/17 | Virginia (#6)          | L | 3-10 |
| 4/22 | Furman                 | W | 2-0  |
| 4/22 | Furman                 | L | 3-4  |
| 4/25 | at Georgia State       | L | 2-5  |
| 4/25 | at Georgia State       | W | 3-2  |
| 4/26 | Georgia Southern       | W | 2-0  |
| 4/26 | Georgia Southern       | W | 4-3  |
| 4/29 | at Mercer              | W | 3-0  |
| 4/29 | at Mercer              | W | 8-1  |
| 4/30 | Kennesaw State         | L | 0-3  |
| 4/30 | Kennesaw State         | L | 1-5  |

3 - Southern Invitational, Birmingham, Ala.

4 - Furman Spring Fling, Greenville, S.C.

5 - Tar Heel Invitational, Chapel Hill, N.C.

#6 - ACC Tournament, Tallahassee, Fla.

**1993 28-25, 1-5 ACC**

| DATE | OPPONENT                | W/L | SCORE |
|------|-------------------------|-----|-------|
| 2/18 | at Mercer               | W   | 13-0  |
| 2/18 | at Mercer               | W   | 8-5   |
| 2/20 | South Carolina          | L   | 0-3   |
| 2/20 | South Carolina          | L   | 5-6   |
| 2/23 | at Tennessee Tech       | L   | 0-1   |
| 2/23 | at Tennessee Tech       | W   | 8-6   |
| 2/26 | Minnesota (7)           | L   | 1-5   |
| 2/26 | DePaul (7)              | W   | 4-3   |
| 2/27 | Samford (7)             | L   | 3-4   |
| 2/27 | Southwest Louisiana (7) | L   | 0-9   |
| 3/6  | Florida State*          | L   | 0-3   |
| 3/6  | Florida State*          | L   | 0-2   |
| 3/7  | Florida A&M             | W   | 8-1   |
| 3/7  | Florida A&M             | W   | 6-3   |
| 3/9  | Winthrop                | W   | 1-0   |
| 3/9  | Winthrop                | W   | 2-1   |
| 3/10 | at Furman               | L   | 0-3   |
| 3/10 | at Furman               | L   | 2-4   |
| 3/20 | UNC-Charlotte (8)       | W   | 2-1   |
| 3/20 | at South Carolina (8)   | L   | 1-2   |
| 3/21 | UNC-Charlotte (8)       | W   | 7-2   |
| 3/21 | at South Carolina (8)   | L   | 0-5   |
| 3/26 | UNC-Charlotte (9)       | W   | 3-2   |
| 3/26 | South Carolina (9)      | L   | 0-9   |
| 3/27 | Ohio (9)                | W   | 2-1   |
| 3/27 | Akron (9)               | L   | 2-4   |
| 4/2  | Mercer (10)             | W   | 18-2  |
| 4/2  | UNC-Charlotte (10)      | W   | 5-4   |
| 4/3  | Georgia State (10)      | L   | 0-7   |
| 4/3  | North Carolina* (10)    | W   | 3-0   |
| 4/3  | Drexel (10)             | W   | 3-1   |
| 4/6  | Mercer                  | W   | 5-1   |
| 4/6  | Mercer                  | W   | 4-3   |
| 4/9  | UNC-Charlotte (5)       | W   | 10-3  |
| 4/9  | Winthrop (5)            | W   | 7-1   |
| 4/11 | East Carolina (5)       | W   | 1-0   |
| 4/11 | North Carolina* (5)     | L   | 1-9   |
| 4/11 | Coastal Carolina (5)    | L   | 6-8   |
| 4/14 | Georgia State           | W   | 2-1   |
| 4/14 | Georgia State           | W   | 2-1   |
| 4/16 | at Florida State (#6)   | L   | 0-12  |
| 4/16 | North Carolina (#6)     | W   | 3-2   |
| 4/17 | at Florida State (#6)   | L   | 0-11  |
| 4/20 | at Georgia State        | L   | 5-6   |
| 4/20 | at Georgia State        | W   | 3-2   |
| 4/21 | at Georgia Southern     | W   | 11-4  |
| 4/21 | at Georgia Southern     | L   | 3-6   |
| 4/23 | Samford                 | W   | 5-3   |
| 4/23 | Samford                 | W   | 2-1   |

|      |            |   |      |
|------|------------|---|------|
| 4/25 | Virginia*  | L | 0-6  |
| 4/25 | Virginia*  | L | 1-10 |
| 4/27 | at Samford | L | 0-1  |
| 4/27 | at Samford | L | 2-5  |

5 - Tar Heel Invitational, Chapel Hill, N.C.

#6 - ACC Tournament, Tallahassee, Fla.

7 - Louisiana Classic, Lafayette, La.

8 - S.C. Round Robin Classic, Columbia, S.C.

9 - Winthrop Invitational, Rock Hill, S.C.

10 - Buzz Classic, Marietta, Ga.

**1994 35-23, 2-5 ACC**

| DATE | OPPONENT                  | W/L | SCORE    |
|------|---------------------------|-----|----------|
| 2/17 | at Mercer                 | W   | 6-0      |
| 2/17 | at Mercer                 | W   | 8-1      |
| 2/19 | Eastern Michigan (8)      | L   | 2-9      |
| 2/19 | at South Carolina (8)     | L   | 5-6      |
| 2/20 | Eastern Michigan (8)      | L   | 1-7      |
| 2/20 | at South Carolina (8)     | L   | 0-2      |
| 2/24 | at Samford                | W   | 3-0      |
| 2/24 | at Samford                | W   | 3-0      |
| 2/27 | Virginia*                 | L   | 0-2 (8)  |
| 2/27 | Virginia*                 | L   | 0-2      |
| 2/28 | Louisiana Tech            | W   | 6-2      |
| 2/28 | Louisiana Tech            | L   | 0-2      |
| 3/4  | at South Florida          | L   | 0-1      |
| 3/4  | at South Florida          | W   | 8-1      |
| 3/6  | at Florida State*         | L   | 1-6      |
| 3/6  | at Florida State*         | L   | 1-2      |
| 3/8  | at UNC-Charlotte          | W   | 13-5     |
| 3/8  | at UNC-Charlotte          | W   | 9-3      |
| 3/10 | Furman                    | W   | 5-0      |
| 3/10 | Furman                    | L   | 1-2      |
| 3/20 | North Carolina*           | W   | 9-6      |
| 3/20 | North Carolina*           | W   | 9-1 (5)  |
| 3/23 | Northeast Illinois        | W   | 8-0 (5)  |
| 3/23 | Northeast Illinois        | W   | 8-0 (5)  |
| 3/25 | Coastal Carolina (9)      | W   | 2-1      |
| 3/25 | St. Francis (9)           | W   | 11-0     |
| 3/26 | Marshall (9)              | W   | 9-0 (5)  |
| 3/26 | College of Charleston (9) | W   | 13-1 (5) |
| 4/1  | Radford (10)              | W   | 19-1 (5) |
| 4/1  | Wagner (10)               | W   | 13-0 (5) |
| 4/1  | St. Francis (10)          | W   | 13-4 (5) |
| 4/2  | Troy State (10)           | L   | 3-4      |
| 4/2  | Tennessee State (10)      | W   | 4-2      |
| 4/2  | Nicholls State (10)       | L   | 1-6      |
| 4/4  | Canisius                  | W   | 8-0 (6)  |
| 4/4  | Canisius                  | L   | 1-4      |
| 4/7  | at Winthrop               | W   | 10-2 (5) |
| 4/7  | at Winthrop               | W   | 10-0 (5) |
| 4/8  | East Carolina (5)         | W   | 3-0      |
| 4/8  | UNC-Charlotte (5)         | W   | 11-3 (6) |
| 4/9  | UNC-Wilmington (5)        | W   | 9-1      |
| 4/9  | Florida State* (5)        | L   | 0-11 (6) |
| 4/9  | Coastal Carolina (5)      | L   | 3-6      |
| 4/12 | Georgia State             | W   | 15-2     |
| 4/12 | Georgia State             | W   | 5-0      |
| 4/15 | South Carolina (11)       | L   | 0-8 (5)  |
| 4/16 | Tennessee Tech (11)       | L   | 1-2      |
| 4/16 | South Florida (11)        | L   | 0-2      |
| 4/16 | Winthrop (11)             | W   | 4-1      |
| 4/17 | Centenary (11)            | L   | 1-2      |
| 4/19 | Samford                   | L   | 0-2      |
| 4/19 | Samford                   | W   | 11-3 (6) |
| 4/22 | at Florida State (#6)     | L   | 1-2      |
| 4/22 | North Carolina (#6)       | L   | 0-4      |
| 4/25 | Mercer                    | W   | 6-0      |
| 4/25 | Mercer                    | W   | 6-4      |
| 4/30 | Georgia Southern          | W   | 8-0 (5)  |
| 4/30 | Georgia Southern          | W   | 4-2      |

# YEAR-BY-YEAR RESULTS

5 - Tar Heel Invitational, Chapel Hill, N.C.  
#6 - ACC Tournament, Tallahassee, Fla.  
8 - C.C. Round Robin Classic, Columbia, S.C.  
9 - Winthrop Invitational, Rock Hill, S.C.  
10 - Buzz Classic, Marietta, Ga.  
11 - at Chattanooga, Tenn.

## 1995 30-25, 3-3 ACC

| DATE | OPPONENT                    | W/L | SCORE    |
|------|-----------------------------|-----|----------|
| 2/21 | at Samford                  | L   | 0-1      |
| 2/21 | at Samford                  | W   | 8-0 (6)  |
| 2/23 | at Mercer                   | W   | 4-0      |
| 2/23 | at Mercer                   | W   | 11-2     |
| 2/25 | #12 Florida State*          | L   | 4-9      |
| 2/25 | #12 Florida State*          | L   | 1-10     |
| 2/26 | #11 South Carolina          | L   | 0-7      |
| 2/26 | #11 South Carolina          | L   | 5-11     |
| 3/1  | UNC-Charlotte               | W   | 5-2      |
| 3/1  | UNC-Charlotte               | W   | 11-3 (5) |
| 3/4  | Middle Tennessee State (12) | L   | 3-4      |
| 3/4  | Troy State (12)             | L   | 1-3      |
| 3/18 | Winthrop                    | L   | 2-5      |
| 3/18 | Winthrop                    | W   | 5-0      |
| 3/21 | at North Carolina*          | W   | 3-2      |
| 3/21 | at North Carolina*          | W   | 8-0      |
| 3/22 | at Virginia*                | W   | 9-3      |
| 3/22 | at Virginia*                | L   | 1-2      |
| 3/24 | UNC-Greensboro (9)          | L   | 4-5 (8)  |
| 3/24 | Georgia Southern (9)        | W   | 4-3 (8)  |
| 3/25 | Akron (9)                   | L   | 3-7      |
| 3/25 | UNC-Charlotte (9)           | W   | 11-1 (5) |
| 3/25 | Eastern Kentucky (9)        | L   | 0-1      |
| 3/29 | Toledo                      | W   | 3-2      |
| 3/29 | Toledo                      | W   | 8-4      |
| 3/30 | Maryland                    | W   | 4-2      |
| 3/30 | Maryland                    | W   | 8-1      |
| 3/31 | UNC-Wilmington (10)         | W   | 6-1      |
| 3/31 | Maine (10)                  | W   | 8-0 (5)  |
| 3/31 | Georgia Southern (10)       | W   | 2-1      |
| 4/1  | Bradley (10)                | L   | 0-3      |
| 4/1  | Troy State (10)             | W   | 3-2      |
| 4/1  | #17 Nicholls State (10)     | L   | 0-7      |
| 4/3  | Mercer                      | W   | 5-0      |
| 4/3  | Mercer                      | W   | 8-2      |
| 4/5  | at Georgia State            | L   | 2-6      |
| 4/5  | at Georgia State            | L   | 2-5      |
| 4/8  | Samford                     | W   | 10-2     |
| 4/8  | Samford                     | W   | 7-2      |
| 4/9  | South Florida               | L   | 1-2      |
| 4/9  | South Florida               | L   | 0-1      |
| 4/11 | at Georgia Southern         | W   | 5-1      |
| 4/11 | at Georgia Southern         | W   | 5-3      |
| 4/14 | SEMO (13)                   | L   | 1-2      |
| 4/14 | Samford (13)                | W   | 10-2     |
| 4/14 | #6 Southwest Louisiana (13) | L   | 0-1      |
| 4/15 | Furman (13)                 | L   | 5-7 (11) |
| 4/15 | George Mason (13)           | W   | 8-1      |
| 4/15 | #20 Illinois-Chicago (13)   | L   | 2-7      |
| 4/21 | Virginia (#6)               | W   | 3-1      |
| 4/21 | at #10 Florida State (#6)   | L   | 1-2      |
| 4/22 | Virginia (#6)               | W   | 7-4      |
| 4/22 | at #10 Florida State (#6)   | L   | 2-5      |
| 4/25 | at Chattanooga              | L   | 2-3      |
| 4/25 | at Chattanooga              | W   | 5-1      |

#6 - ACC Tournament, Tallahassee, Fla.  
9 - Winthrop Invitational, Rock Hill, S.C.  
10 - Buzz Classic, Marietta, Ga.  
12 - Georgia State Tournament, Atlanta, Ga.  
13 - UTC Invite, Chattanooga, Tenn.

## 1996 32-20, 4-3 ACC

| DATE | OPPONENT                | W/L | SCORE    |
|------|-------------------------|-----|----------|
| 2/17 | at Samford              | L   | 0-2      |
| 2/17 | at Samford              | W   | 12-0 (5) |
| 2/24 | at #8 South Carolina    | L   | 0-1      |
| 2/24 | at #8 South Carolina    | L   | 0-10 (5) |
| 2/25 | at UNC-Charlotte        | W   | 8-0 (5)  |
| 2/25 | at UNC-Charlotte        | W   | 12-3     |
| 2/26 | at Winthrop             | W   | 3-2      |
| 2/26 | at Winthrop             | L   | 1-2      |
| 2/28 | Samford                 | W   | 5-2      |
| 2/28 | Samford                 | W   | 4-3      |
| 3/1  | George Mason (14)       | W   | 11-3     |
| 3/1  | Eastern Michigan (14)   | L   | 1-3      |
| 3/2  | Radford (14)            | W   | 5-2      |
| 3/3  | Towson State (14)       | W   | 6-0      |
| 3/3  | Wisconsin (14)          | L   | 1-2      |
| 3/5  | Valparaiso              | W   | 14-4 (5) |
| 3/5  | Valparaiso              | W   | 3-2      |
| 3/7  | Mercer                  | W   | 10-0 (5) |
| 3/7  | Mercer                  | W   | 4-2      |
| 3/16 | Virginia*               | W   | 5-2      |
| 3/16 | Virginia*               | W   | 5-4      |
| 3/19 | at South Florida        | L   | 0-1      |
| 3/19 | at South Florida        | L   | 1-3      |
| 3/20 | at Bethune-Cookman      | W   | 8-0      |
| 3/20 | at Bethune-Cookman      | W   | 5-1      |
| 3/21 | at Stetson              | L   | 0-5      |
| 3/23 | at #14 Florida State*   | L   | 0-2      |
| 3/23 | at #14 Florida State*   | W   | 3-1      |
| 3/28 | Maryland*               | L   | 0-2      |
| 3/28 | Maryland*               | W   | 1-0      |
| 3/29 | North Carolina (10)     | L   | 1-5      |
| 3/29 | UT-Martin (10)          | L   | 0-1 (9)  |
| 3/29 | Wichita State (10)      | W   | 9-0 (5)  |
| 3/30 | Drexel (10)             | W   | 4-3      |
| 4/5  | Samford (15)            | W   | 13-0 (4) |
| 4/5  | Nicholls State (15)     | W   | 5-4 (10) |
| 4/6  | Florida Atlantic (15)   | W   | 3-1      |
| 4/6  | Tennessee (15)          | W   | 5-4      |
| 4/6  | Troy State (15)         | W   | 2-1      |
| 4/7  | Tennessee (15)          | L   | 0-5      |
| 4/9  | Georgia State           | L   | 2-3      |
| 4/9  | Georgia State           | W   | 3-1      |
| 4/10 | Furman                  | L   | 2-4      |
| 4/10 | Furman                  | L   | 6-7      |
| 4/12 | at Mercer               | W   | 5-3      |
| 4/12 | at Mercer               | W   | 5-0      |
| 4/19 | #17 Florida State (#16) | L   | 4-5      |
| 4/19 | Virginia (#16)          | L   | 2-3      |
| 4/23 | Georgia Southern        | W   | 9-1      |
| 4/23 | Georgia Southern        | W   | 5-4      |
| 4/25 | North Carolina*         | L   | 1-16 (6) |

10 - Buzz Classic, Marietta, Ga.  
14 - East Carolina Tournament, Greenville, N.C.  
15 - Samford Spring Invitational, Birmingham, Ala.  
#16 - ACC Tournament, Raleigh, N.C.

## 1997 22-34, 2-6 ACC

| DATE | OPPONENT              | W/L | SCORE    |
|------|-----------------------|-----|----------|
| 2/16 | at Samford            | W   | 7-6 (8)  |
| 2/16 | at Samford            | W   | 14-1 (5) |
| 2/21 | Ohio (17)             | L   | 2-3      |
| 2/21 | Illinois-Chicago (17) | L   | 2-11 (5) |
| 2/22 | UNC-Greensboro (17)   | W   | 7-1 (6)  |
| 2/22 | Marshall (17)         | W   | 1-0      |
| 2/23 | East Carolina (17)    | L   | 4-6      |
| 3/1  | Georgia Southern (12) | L   | 4-6 (8)  |
| 3/1  | Indiana State (12)    | L   | 0-16 (5) |
| 3/2  | Georgia (12)          | L   | 2-8      |

|      |                             |   |          |
|------|-----------------------------|---|----------|
| 3/2  | Tennessee Tech (12)         | L | 1-7      |
| 3/4  | Samford                     | W | 15-7     |
| 3/4  | Samford                     | W | 9-6      |
| 3/6  | at UNC-Charlotte            | L | 2-5      |
| 3/6  | at UNC-Charlotte            | L | 3-4      |
| 3/8  | North Carolina*             | W | 5-3      |
| 3/8  | North Carolina*             | W | 9-2      |
| 3/10 | Southern Illinois           | L | 2-3 (8)  |
| 3/10 | Southern Illinois           | W | 5-2      |
| 3/12 | Winthrop                    | W | 9-3      |
| 3/12 | Winthrop                    | W | 5-0      |
| 3/13 | Radford                     | W | 8-7      |
| 3/15 | at Georgia Southern         | L | 1-2      |
| 3/15 | at Georgia Southern         | W | 5-1      |
| 3/23 | #18 Florida State*          | L | 1-5      |
| 3/23 | #18 Florida State*          | L | 5-8      |
| 3/24 | #14 Minnesota               | L | 1-5      |
| 3/25 | #22 Utah                    | L | 1-4      |
| 3/25 | #22 Utah                    | W | 6-4      |
| 3/27 | Evansville                  | W | 3-2 (9)  |
| 3/27 | Evansville                  | L | 5-8      |
| 3/28 | Youngstown State (10)       | W | 9-2      |
| 3/28 | Middle Tennessee State (10) | L | 0-1 (8)  |
| 3/29 | Auburn (10)                 | W | 4-0      |
| 3/29 | Canisius (10)               | W | 5-4      |
| 3/29 | Southwest Louisiana (10)    | L | 1-9 (6)  |
| 4/1  | at Furman                   | W | 4-3      |
| 4/1  | at Furman                   | L | 2-5      |
| 4/3  | #3 South Carolina           | L | 0-3      |
| 4/3  | #3 South Carolina           | L | 2-10 (5) |
| 4/5  | at Georgia State            | L | 3-4      |
| 4/5  | at Georgia State            | W | 6-3      |
| 4/6  | #14 South Florida           | L | 0-7      |
| 4/6  | #14 South Florida           | L | 1-6      |
| 4/8  | at Mercer                   | L | 1-2      |
| 4/8  | at Mercer                   | L | 4-7      |
| 4/11 | at Virginia*                | L | 0-4      |
| 4/11 | at Virginia*                | L | 2-3 (8)  |
| 4/13 | at Maryland*                | L | 1-2      |
| 4/13 | at Maryland*                | L | 0-3      |
| 4/17 | North Carolina (#18)        | L | 7-8      |
| 4/18 | Virginia (#18)              | W | 7-2      |
| 4/19 | North Carolina (#18)        | W | 3-2 (8)  |
| 4/19 | Maryland (#18)              | L | 0-9 (6)  |
| 4/26 | Louisiana Tech (19)         | L | 6-8      |
| 4/26 | Mississippi (19)            | L | 1-3      |

10 - Buzz Classic, Marietta, Ga.  
12 - Georgia State Tournament, Atlanta, Ga.  
17 - Triangle Tournament, Raleigh, N.C.  
#18 - ACC Tournament, Marietta, Ga.  
19 - Ole Miss Rebel Classic, Oxford, Miss.

## 1998 24-32, 2-6 ACC

| DATE | OPPONENT                | W/L | SCORE    |
|------|-------------------------|-----|----------|
| 2/15 | Georgia Southern        | L   | 4-5      |
| 2/15 | Georgia Southern        | W   | 9-8      |
| 2/18 | Samford                 | L   | 2-3      |
| 2/18 | Samford                 | W   | 6-1      |
| 2/20 | Illinois-Chicago (5)    | L   | 1-4      |
| 2/20 | Campbell (5)            | L   | 1-3      |
| 2/21 | Kentucky (5)            | W   | 6-2      |
| 2/21 | Radford (5)             | W   | 10-1 (5) |
| 2/25 | Mercer                  | W   | 6-5      |
| 2/25 | Mercer                  | W   | 6-3      |
| 2/27 | Mississippi             | W   | 8-3      |
| 2/27 | Mississippi             | L   | 0-1      |
| 2/28 | Mississippi (12)        | L   | 2-4      |
| 2/28 | Tennessee Tech (12)     | L   | 0-2      |
| 3/1  | St. Louis (12)          | W   | 16-0 (5) |
| 3/1  | Northwestern State (12) | W   | 8-7      |
| 3/1  | Virginia Tech (12)      | W   | 2-1      |

## YEAR-BY-YEAR RESULTS

|      |                       |   |          |
|------|-----------------------|---|----------|
| 3/7  | at North Carolina*    | L | 0-5      |
| 3/7  | at North Carolina*    | L | 0-6      |
| 3/9  | Southern Illinois     | L | 2-6      |
| 3/10 | Georgia State         | W | 2-1      |
| 3/11 | South Carolina        | L | 0-8 (5)  |
| 3/11 | South Carolina        | L | 3-6      |
| 3/23 | Maryland*             | L | 5-7      |
| 3/24 | Maryland*             | L | 0-5      |
| 3/25 | Utah                  | L | 0-8 (6)  |
| 3/25 | Utah                  | L | 4-8      |
| 3/26 | Wright State          | W | 5-3      |
| 3/27 | UNC-Charlotte (10)    | W | 7-1      |
| 3/27 | Nicholls State (10)   | W | 2-1      |
| 3/28 | Florida Atlantic (10) | L | 2-4 (8)  |
| 3/28 | Drake (10)            | W | 5-3      |
| 3/28 | Florida Atlantic (10) | L | 0-2      |
| 3/29 | Georgia Southern (10) | W | 2-0      |
| 4/1  | UNC-Charlotte         | L | 1-4      |
| 4/1  | UNC-Charlotte         | L | 1-5      |
| 4/3  | #6 at South Florida   | L | 0-1 (9)  |
| 4/3  | #6 at South Florida   | L | 1-2 (10) |
| 4/5  | #15 at Florida State* | L | 2-3      |
| 4/5  | #15 at Florida State* | L | 1-4      |
| 4/8  | Georgia Southern      | L | 1-13 (5) |
| 4/8  | Georgia Southern      | W | 4-1      |
| 4/9  | at Samford            | W | 2-1 (9)  |
| 4/9  | at Samford            | L | 4-5      |
| 4/11 | Virginia*             | W | 5-3      |
| 4/11 | Virginia*             | W | 2-0      |
| 4/15 | Furman                | W | 3-0      |
| 4/15 | Furman                | W | 4-3      |
| 4/16 | at Troy State         | W | 1-0      |
| 4/16 | at Troy State         | L | 3-4 (5)  |
| 4/20 | at Alabama            | L | 1-7      |
| 4/20 | at Alabama            | L | 2-10 (6) |
| 4/21 | Georgia               | L | 0-2      |
| 4/23 | Virginia (#6)         | L | 1-3      |
| 4/24 | Maryland (#6)         | L | 0-4      |
| 4/28 | Georgia State         | W | 6-3      |

5 - Tar Heel Invitational, Chapel Hill, N.C.

#6 - ACC Tournament, Tallahassee, Fla.

10 - Buzz Classic, Marietta, Ga.

12 - Georgia State Tournament, Atlanta, Ga.

|      |                               |   |          |
|------|-------------------------------|---|----------|
| 3/6  | Virginia Tech (12)            | L | 6-10     |
| 3/7  | Fordham (12)                  | W | 12-2 (5) |
| 3/7  | Evansville (12)               | L | 1-4 (5)  |
| 3/7  | Troy State (12)               | L | 0-4      |
| 3/10 | #22 Southern Mississippi      | L | 1-8      |
| 3/10 | #22 Southern Mississippi      | L | 6-12     |
| 3/11 | Pittsburgh                    | W | 3-1      |
| 3/11 | Pittsburgh                    | L | 4-6      |
| 3/13 | Pittsburgh (21)               | L | 2-3 (8)  |
| 3/13 | Elon (21)                     | W | 4-3 (8)  |
| 3/23 | at Samford                    | L | 1-4      |
| 3/23 | at Samford                    | L | 2-3      |
| 3/24 | Northwestern                  | L | 2-5      |
| 3/26 | Rhode Island (10)             | W | 7-1      |
| 3/26 | Niagara (10)                  | W | 10-3     |
| 3/27 | #17 Southern Mississippi (10) | L | 0-7      |
| 3/27 | Mercer (10)                   | W | 12-2 (5) |
| 3/28 | Canisius (10)                 | L | 1-2 (8)  |
| 4/3  | Florida State*                | L | 0-7      |
| 4/3  | Florida State*                | L | 5-8      |
| 4/7  | Georgia Southern              | W | 5-3      |
| 4/7  | Georgia Southern              | W | 6-5      |
| 4/9  | at Maryland*                  | L | 1-2 (10) |
| 4/10 | at Maryland*                  | L | 0-8 (5)  |
| 4/11 | at Virginia*                  | L | 0-2      |
| 4/11 | at Virginia*                  | L | 4-6      |
| 4/13 | Samford                       | W | 6-4      |
| 4/13 | Samford                       | L | 4-7 (8)  |
| 4/14 | at Georgia                    | L | 2-3 (8)  |
| 4/18 | Troy State                    | L | 2-5      |
| 4/18 | Troy State                    | L | 0-4      |
| 4/21 | Mississippi State             | L | 0-5      |
| 4/24 | North Carolina*               | L | 2-4      |
| 4/25 | North Carolina*               | L | 5-7      |
| 4/28 | Georgia                       | L | 0-10 (5) |
| 5/1  | at UNC-Charlotte              | L | 0-1      |
| 5/2  | at UNC-Charlotte              | W | 5-1      |
| 5/9  | South Florida                 | L | 4-8      |
| 5/9  | South Florida                 | L | 2-3      |
| 5/14 | Virginia (#6)                 | L | 0-4      |
| 5/15 | North Carolina (#6)           | W | 6-2      |
| 5/15 | #21 Maryland (#6)             | L | 0-7      |

#6 - ACC Tournament, Tallahassee, Fla.

10 - Buzz Classic, Marietta, Ga.

12 - Georgia State Tournament, Atlanta, Ga.

14 - East Carolina Tournament, Greenville, N.C.

20 - South Florida Tournament, Tampa, Fla.

21 - Georgia Tech Round Robin, Atlanta, Ga.

| 2000 |                           | 25-33, 2-6 ACC |          |
|------|---------------------------|----------------|----------|
| DATE | OPPONENT                  | W/L            | SCORE    |
| 2/12 | at Georgia Southern       | W              | 7-1 (9)  |
| 2/12 | at Georgia Southern       | W              | 10-8     |
| 2/15 | at Auburn                 | L              | 1-3      |
| 2/18 | Elon (17)                 | W              | 6-3      |
| 2/18 | Wright State (17)         | W              | 3-2      |
| 2/19 | Minnesota (17)            | L              | 0-2      |
| 2/19 | Eastern Kentucky (17)     | W              | 11-1 (5) |
| 2/20 | Akron (17)                | W              | 6-1      |
| 2/20 | #18 Illinois-Chicago (17) | W              | 2-1      |
| 2/23 | Furman                    | L              | 0-6      |
| 2/23 | Furman                    | W              | 7-1      |
| 2/25 | Drake (22)                | L              | 3-8      |
| 2/25 | #16 Alabama (22)          | L              | 3-9      |
| 2/26 | #20 DePaul (22)           | L              | 0-4      |
| 2/26 | #2 Arizona (22)           | L              | 0-12 (5) |
| 2/26 | Drake (22)                | L              | 2-5      |
| 3/2  | Georgia                   | L              | 1-7      |
| 3/2  | Georgia                   | W              | 6-5      |
| 3/4  | Radford                   | W              | 16-1 (5) |
| 3/4  | Radford                   | W              | 20-3 (5) |

|      |                            |   |          |
|------|----------------------------|---|----------|
| 3/9  | at St. Mary's College      | L | 1-7      |
| 3/10 | Wisconsin (23)             | L | 4-6      |
| 3/10 | San Jose State (23)        | L | 3-5      |
| 3/10 | UC Santa Barbara (23)      | L | 2-6      |
| 3/11 | Central Michigan (23)      | L | 2-3      |
| 3/11 | Santa Clara (23)           | W | 4-0      |
| 3/11 | Wisconsin (23)             | L | 0-8      |
| 3/15 | Indiana                    | W | 10-3     |
| 3/15 | Indiana                    | L | 5-7      |
| 3/18 | at Samford                 | W | 6-4      |
| 3/18 | at Samford                 | W | 4-2 (8)  |
| 3/21 | Maryland*                  | L | 3-7      |
| 3/21 | Maryland*                  | L | 5-9      |
| 3/22 | Connecticut                | L | 0-5      |
| 3/24 | Marshall (10)              | W | 4-2      |
| 3/24 | College of Charleston (10) | L | 1-2      |
| 3/25 | Florida A&M (10)           | L | 2-4      |
| 3/25 | Tennessee Tech (10)        | W | 5-4 (8)  |
| 3/28 | Southwest Missouri State   | W | 6-2      |
| 3/29 | Brown                      | L | 3-5      |
| 4/1  | at Florida State*          | W | 2-1      |
| 4/1  | at Florida State*          | W | 8-2      |
| 4/5  | Georgia Southern           | W | 2-1      |
| 4/5  | Georgia Southern           | W | 4-0      |
| 4/8  | #24 East Carolina          | L | 0-11 (5) |
| 4/9  | #24 East Carolina          | W | 3-2      |
| 4/11 | Auburn                     | W | 4-3 (8)  |
| 4/13 | at Troy State              | W | 2-0      |
| 4/14 | at Troy State              | L | 4-5      |
| 4/15 | Virginia*                  | L | 2-4      |
| 4/15 | Virginia*                  | L | 1-4      |
| 4/19 | at #21 Mississippi State   | L | 2-3      |
| 4/22 | at North Carolina*         | L | 0-2      |
| 4/23 | at North Carolina*         | L | 1-6      |
| 4/25 | Georgia State              | L | 1-3      |
| 4/25 | Georgia State              | L | 0-2      |
| 4/29 | Virginia (#6)              | L | 6-7 (9)  |
| 4/30 | Maryland (#6)              | L | 1-2      |

#6 - ACC Tournament, Tallahassee, Fla.

10 - Buzz Classic, Marietta, Ga.

17 - Triangle Tournament, Raleigh, N.C.

22 - Bama Bash, Tuscaloosa, Ala.

23 - National Invitational Tournament, San Jose, Calif.

| 2001 |                          | 24-29, 2-6 ACC |          |
|------|--------------------------|----------------|----------|
| DATE | OPPONENT                 | W/L            | SCORE    |
| 2/10 | at Georgia Southern      | L              | 1-9 (5)  |
| 2/10 | at Georgia Southern      | W              | 2-1      |
| 2/13 | at Furman                | W              | 3-1      |
| 2/13 | at Furman                | W              | 2-1 (6)  |
| 2/17 | Louisiana-Monroe (24)    | W              | 3-2      |
| 2/17 | Arkansas (24)            | L              | 2-3      |
| 2/18 | Southeast Louisiana (24) | L              | 1-3      |
| 2/18 | Drake (24)               | L              | 1-2 (9)  |
| 2/21 | at Georgia State         | W              | 9-0 (5)  |
| 2/21 | at Georgia State         | W              | 3-1      |
| 2/24 | Troy State               | L              | 1-2      |
| 2/24 | Troy State               | L              | 0-4      |
| 3/2  | Campbell (12)            | W              | 12-2 (5) |
| 3/2  | Georgia State (12)       | W              | 10-7     |
| 3/2  | Eastern Michigan (12)    | W              | 3-0      |
| 3/6  | Eastern Michigan         | W              | 8-0 (6)  |
| 3/6  | Eastern Michigan         | W              | 3-2      |
| 3/8  | Boston University (25)   | L              | 0-1 (8)  |
| 3/8  | South Florida (25)       | L              | 1-3 (8)  |
| 3/9  | Penn State (25)          | L              | 8-9 (8)  |
| 3/9  | Tennessee Tech (25)      | W              | 4-2      |
| 3/10 | #6 Stanford (25)         | L              | 0-9 (6)  |
| 3/17 | Samford                  | W              | 3-0      |
| 3/17 | Samford                  | W              | 2-0      |
| 3/21 | Arkansas                 | W              | 4-0      |

## KATE MADDEN

Head Coach: 1999-2003

Seasons: 5

Record: 161-143 (.530)

| 1999 |                       | 22-38, 0-8 ACC |          |
|------|-----------------------|----------------|----------|
| DATE | OPPONENT              | W/L            | SCORE    |
| 2/10 | at Georgia Southern   | L              | 2-4      |
| 2/10 | at Georgia Southern   | W              | 3-2      |
| 2/14 | at Furman             | L              | 0-1      |
| 2/14 | at Furman             | W              | 8-1      |
| 2/17 | Virginia Tech         | W              | 5-4      |
| 2/17 | Virginia Tech         | L              | 2-3      |
| 2/19 | #6 South Florida (20) | L              | 2-10 (6) |
| 2/19 | Notre Dame (20)       | L              | 4-6      |
| 2/20 | Kansas (20)           | W              | 4-2      |
| 2/20 | Tennessee (20)        | L              | 8-13     |
| 2/21 | Miami (Ohio) (14)     | W              | 5-3      |
| 2/26 | Delaware State (14)   | W              | 26-1 (5) |
| 2/26 | East Carolina (14)    | W              | 2-0      |
| 2/27 | Ohio (14)             | W              | 5-3 (8)  |
| 2/27 | Towson (14)           | W              | 3-1      |
| 2/28 | East Carolina (14)    | L              | 2-3      |
| 3/3  | at Mercer             | W              | 10-3     |
| 3/3  | at Mercer             | W              | 10-4     |

## YEAR-BY-YEAR RESULTS

|      |                       |   |          |
|------|-----------------------|---|----------|
| 3/23 | UT-Martin (10)        | W | 3-0      |
| 3/23 | Illinois-Chicago (10) | L | 3-4 (8)  |
| 3/24 | Stetson (10)          | L | 1-2 (8)  |
| 3/24 | Coastal Carolina (10) | L | 3-7      |
| 3/27 | Harvard               | W | 3-2 (9)  |
| 3/27 | Harvard               | W | 4-1      |
| 3/31 | #16 Florida State*    | L | 0-7      |
| 3/31 | #16 Florida State*    | W | 2-1 (8)  |
| 4/4  | Georgia Southern      | L | 2-4      |
| 4/4  | Georgia Southern      | W | 2-1 (10) |
| 4/8  | Morris Brown^         | W | 7-0      |
| 4/8  | Morris Brown^         | W | 7-0      |
| 4/11 | at Georgia            | L | 4-5      |
| 4/11 | at Georgia            | L | 2-3      |
| 4/14 | at Virginia*          | L | 1-2      |
| 4/14 | at Virginia*          | L | 0-1 (8)  |
| 4/15 | at Maryland*          | L | 0-2      |
| 4/15 | at Maryland*          | W | 4-3      |
| 4/17 | at Chattanooga        | L | 1-3      |
| 4/17 | at Chattanooga        | L | 1-2      |
| 4/19 | Mississippi State     | L | 2-3      |
| 4/19 | Mississippi State     | L | 1-4 (10) |
| 4/21 | North Carolina *      | L | 0-2      |
| 4/22 | North Carolina *      | L | 3-5      |
| 5/6  | at East Carolina      | L | 0-8 (5)  |
| 5/6  | at East Carolina      | W | 3-1      |
| 5/11 | Maryland (#16)        | L | 0-1      |
| 5/12 | Virginia (#16)        | L | 2-3      |

^ - Forfeited Game

10 - Buzz Classic, Marietta, Ga.

12 - Georgia State Tournament, Atlanta, Ga.

#16 - ACC Tournament, Raleigh, N.C.

24 - Mardi Gras Classic, Monroe, La.

25 - Speedline Invitational, Tampa, Fla.

## ACC TOURNAMENT CHAMPS

## NCAA REGIONALS

| 2002 | 52-18, 6-2 ACC               |     |          |
|------|------------------------------|-----|----------|
| DATE | OPPONENT                     | W/L | SCORE    |
| 2/10 | Gardner-Webb                 | W   | 5-1      |
| 2/10 | Gardner-Webb                 | W   | 9-0 (5)  |
| 2/13 | Furman                       | L   | 0-3      |
| 2/13 | Furman                       | W   | 6-1      |
| 2/16 | at Georgia Southern          | W   | 1-0 (9)  |
| 2/16 | at Georgia Southern          | W   | 6-0      |
| 2/20 | Georgia State                | W   | 5-3      |
| 2/20 | Georgia State                | W   | 5-2      |
| 2/22 | Rutgers (26)                 | W   | 6-1      |
| 2/22 | at #21 Florida Atlantic (26) | L   | 0-1      |
| 2/23 | Southern Illinois (26)       | L   | 0-1      |
| 2/23 | FIU (26)                     | L   | 1-2      |
| 2/24 | Rutgers (26)                 | W   | 2-1 (9)  |
| 2/26 | Jacksonville State           | W   | 3-2      |
| 2/26 | Jacksonville State           | W   | 4-3      |
| 3/2  | McNeese State (27)           | W   | 2-1 (9)  |
| 3/2  | Long Island (27)             | W   | 3-2      |
| 3/6  | at St. Mary's College        | W   | 5-1      |
| 3/6  | at St. Mary's College        | W   | 3-0      |
| 3/8  | #17 Iowa (28)                | W   | 2-1      |
| 3/8  | Syracuse (28)                | W   | 6-4      |
| 3/8  | Long Beach State (28)        | W   | 4-2      |
| 3/9  | #7 Arizona State (28)        | L   | 4-5      |
| 3/9  | Virginia (28)                | L   | 4-6 (10) |
| 3/13 | at Troy State                | W   | 7-3      |
| 3/13 | at Troy State                | L   | 0-7 (6)  |
| 3/17 | Princeton                    | W   | 5-4      |
| 3/17 | Princeton                    | W   | 7-0      |
| 3/19 | at Auburn                    | L   | 1-9 (6)  |
| 3/19 | at Auburn                    | W   | 2-1      |
| 3/22 | Tennessee Tech (10)          | W   | 8-2      |
| 3/22 | Harvard (10)                 | W   | 5-2      |

|      |                           |   |          |
|------|---------------------------|---|----------|
| 3/23 | Illinois (10)             | W | 3-0      |
| 3/23 | Charleston Southern (10)  | W | 6-2      |
| 3/24 | Maryland (10)             | W | 2-1 (8)  |
| 3/24 | #25 Ohio State (10)       | L | 0-7      |
| 3/27 | Maryland*                 | W | 3-0      |
| 3/27 | Maryland*                 | W | 4-0      |
| 3/31 | Virginia*                 | W | 5-1      |
| 3/31 | Virginia*                 | W | 3-1      |
| 4/3  | Georgia Southern          | W | 7-3      |
| 4/3  | Georgia Southern          | W | 4-0      |
| 4/5  | at North Carolina*        | W | 1-0      |
| 4/5  | at North Carolina*        | W | 5-4      |
| 4/6  | Maryland (5)              | W | 5-1      |
| 4/6  | North Carolina (5)        | W | 8-5      |
| 4/7  | Virginia (5)              | L | 0-1      |
| 4/7  | Virginia (5)              | L | 5-10     |
| 4/10 | Chattanooga               | W | 5-1      |
| 4/10 | Chattanooga               | W | 2-0      |
| 4/13 | at #21 Florida State*     | L | 3-7      |
| 4/13 | at #21 Florida State*     | L | 2-4      |
| 4/18 | at Mississippi State      | L | 4-7      |
| 4/18 | at Mississippi State      | L | 0-3      |
| 4/20 | at Jacksonville State     | W | 4-2      |
| 4/20 | at Jacksonville State     | W | 8-3 (8)  |
| 4/24 | at Samford                | W | 7-1      |
| 4/24 | at Samford                | W | 6-0      |
| 4/26 | Mercer                    | W | 10-2 (6) |
| 4/26 | Mercer                    | W | 4-0      |
| 4/28 | #25 Georgia               | L | 0-1      |
| 4/28 | #25 Georgia               | W | 2-1      |
| 5/10 | Maryland (#6)             | W | 1-0 (9)  |
| 5/11 | at #21 Florida State (#6) | W | 2-0      |
| 5/12 | North Carolina (#6)       | W | 6-2      |
| 5/16 | Alabama (#6)              | W | 3-1 (10) |
| 5/17 | #21 Florida State (#6)    | W | 2-0      |
| 5/18 | Chattanooga (#6)          | W | 3-0      |
| 5/19 | #21 Florida State (#6)    | L | 2-3 (9)  |
| 5/19 | #21 Florida State (#6)    | L | 1-6      |

5 - Tar Heel Invitational, Chapel Hill, N.C.

#6 - ACC Tournament, Tallahassee, Fla.

#6 - NCAA Tournament, Tallahassee, Fla.

10 - Buzz Classic, Marietta, Ga.

26 - FAU Worth Invitational, Boca Raton, Fla.

27 - LSU Purple &amp; Gold Challenge, Baton Rouge, La.

28 - National Invitational Tournament, Pleasanton, Calif.

## NCAA REGIONALS

| 2003 | 38-25, 3-4 ACC             |     |          |
|------|----------------------------|-----|----------|
| DATE | OPPONENT                   | W/L | SCORE    |
| 2/8  | Boston College (29)        | W   | 7-4      |
| 2/8  | at #20 South Carolina (29) | L   | 0-8 (5)  |
| 2/9  | UNC-Greensboro (29)        | L   | 0-1      |
| 2/9  | Boston College (29)        | W   | 2-1 (8)  |
| 2/11 | at Chattanooga             | W   | 2-0      |
| 2/11 | at Chattanooga             | L   | 0-2      |
| 2/16 | Georgia Southern           | W   | 7-2      |
| 2/18 | at Furman                  | W   | 4-0      |
| 2/18 | at Furman                  | W   | 1-0      |
| 2/21 | Illinois (30)              | L   | 2-3 (8)  |
| 2/21 | Oakland (30)               | L   | 0-1      |
| 2/22 | at Florida (30)            | L   | 2-9      |
| 2/23 | Oakland (30)               | W   | 3-2 (9)  |
| 2/25 | Troy State                 | W   | 6-5 (9)  |
| 2/25 | Troy State                 | W   | 5-0      |
| 3/1  | Bradley (31)               | W   | 8-0 (5)  |
| 3/1  | Manhattan (30)             | W   | 7-0      |
| 3/2  | at Georgia State (30)      | L   | 2-3      |
| 3/2  | at Georgia State (30)      | W   | 11-2 (5) |
| 3/6  | at St. Mary's College      | L   | 3-6      |
| 3/7  | #23 Oregon (32)            | L   | 1-2      |
| 3/7  | UMKC (32)                  | W   | 3-0      |

|      |                           |   |          |
|------|---------------------------|---|----------|
| 3/8  | #8 California (32)        | L | 0-1      |
| 3/8  | #17 Oregon State (32)     | L | 1-4      |
| 3/9  | Virginia Tech (32)        | W | 6-0      |
| 3/12 | at Georgia State          | W | 5-1      |
| 3/12 | at Georgia State          | W | 7-3      |
| 3/16 | Princeton                 | W | 8-1      |
| 3/16 | Princeton                 | W | 4-0      |
| 3/18 | Arkansas                  | W | 3-2      |
| 3/18 | Arkansas                  | L | 2-3      |
| 3/22 | Lipscomb (10)             | W | 3-2      |
| 3/22 | Radford (10)              | W | 5-3      |
| 3/22 | Maryland (10)             | W | 1-0 (9)  |
| 3/23 | Troy State (10)           | L | 2-3 (8)  |
| 3/26 | Harvard                   | W | 5-2      |
| 3/26 | Harvard                   | W | 3-2 (8)  |
| 3/30 | at Mercer                 | W | 14-0     |
| 3/30 | at Mercer                 | W | 10-1     |
| 4/2  | at #8 Georgia             | L | 0-6      |
| 4/2  | at #8 Georgia             | L | 0-1      |
| 4/5  | at Virginia*              | L | 1-6      |
| 4/5  | at Virginia*              | W | 2-0      |
| 4/6  | at Maryland*              | W | 5-1      |
| 4/6  | at Maryland*              | W | 1-0 (10) |
| 4/14 | Mississippi State         | W | 9-1 (5)  |
| 4/14 | Mississippi State         | W | 5-3      |
| 4/17 | North Carolina*           | L | 1-3      |
| 4/21 | at Georgia Southern       | W | 4-2      |
| 4/21 | at Georgia Southern       | W | 6-1      |
| 4/23 | at Auburn                 | L | 0-2      |
| 4/26 | at #17 Alabama            | L | 2-3      |
| 4/26 | at #17 Alabama            | W | 2-1      |
| 5/2  | Auburn                    | W | 2-0      |
| 5/4  | #12 Florida State*        | L | 0-4      |
| 5/4  | #12 Florida State*        | L | 0-6      |
| 5/9  | North Carolina (#6)       | W | 3-1      |
| 5/10 | at #10 Florida State (#6) | L | 3-5      |
| 5/10 | Virginia (#6)             | L | 3-4      |
| 5/15 | Illinois (#33)            | L | 3-5      |
| 5/15 | Southern (#33)            | W | 9-0 (5)  |
| 5/16 | #17 Stanford (#33)        | W | 2-1 (9)  |
| 5/16 | Massachusetts (#33)       | L | 0-2      |

#6 - ACC Tournament, Tallahassee, Fla.

10 - Buzz Classic, Marietta, Ga.

29 - Gamecock Invitational, Columbia, S.C.

30 - Cox Communications Classic, Gainesville, Fla.

31 - Georgia State Invitational, Decatur, Ga.

32 - National Invitational Tournament, Sunnysvale, Calif.

#33 - NCAA Tournament, Tuscaloosa, Ala.

## EHREN EARLEYWINE

Head Coach: 2004-06

Seasons: 3

Record: 146-55 (.726)

## NCAA REGIONALS

| 2004 | 47-19, 5-5 ACC           |     |         |
|------|--------------------------|-----|---------|
| DATE | OPPONENT                 | W/L | SCORE   |
| 2/7  | Gardner-Webb (24)        | W   | 3-2     |
| 2/7  | at Louisiana-Monroe (24) | W   | 9-0 (5) |
| 2/8  | Kentucky (24)            | L   | 3-5     |
| 2/8  | #9 La-Lafayette (24)     | W   | 4-1     |
| 2/17 | Furman                   | W   | 8-0 (6) |
| 2/17 | Furman                   | W   | 2-0     |
| 2/21 | at Georgia State (34)    | W   | 6-0     |
| 2/21 | Eastern Kentucky (34)    | W   | 2-0     |
| 2/22 | Tennessee State (34)     | W   | 4-0     |
| 2/22 | at Georgia State (34)    | W   | 8-0 (5) |
| 2/24 | at Gardner-Webb          | W   | 4-2     |
| 2/24 | at Gardner-Webb          | W   | 6-3     |



## YEAR-BY-YEAR RESULTS

|      |                          |   |          |
|------|--------------------------|---|----------|
| 2/27 | Virginia Tech (35)       | W | 6-5      |
| 2/27 | #14 Nebraska (35)        | W | 1-0      |
| 2/28 | #7 Michigan (35)         | L | 1-3      |
| 2/28 | DePaul (35)              | W | 5-1      |
| 2/29 | #16 Fresno State (35)    | W | 8-0 (6)  |
| 2/29 | Notre Dame (35)          | L | 1-2      |
| 3/3  | Georgia Southern         | L | 1-3      |
| 3/3  | Georgia Southern         | W | 6-0      |
| 3/5  | UTEP (36)                | W | 7-0      |
| 3/6  | at #2 Arizona (36)       | L | 0-2      |
| 3/6  | Northern Iowa (36)       | W | 7-0      |
| 3/7  | Indiana (36)             | W | 7-0      |
| 3/11 | Saint Joseph's           | W | 9-1 (5)  |
| 3/11 | Saint Joseph's           | W | 6-0      |
| 3/17 | Ball State               | W | 2-1      |
| 3/17 | Ball State               | W | 6-0      |
| 3/19 | Austin Peay (10)         | W | 3-1      |
| 3/19 | Ohio (10)                | W | 7-3      |
| 3/20 | Nicholls State (10)      | L | 1-2      |
| 3/20 | Western Kentucky (10)    | W | 13-0 (5) |
| 3/20 | Iowa State (10)          | W | 11-0 (5) |
| 3/21 | Connecticut (10)         | L | 4-5      |
| 3/23 | Ohio                     | W | 11-3 (6) |
| 3/23 | Ohio                     | W | 6-0      |
| 3/29 | at Troy State            | W | 4-0      |
| 3/29 | at Troy State            | W | 10-0     |
| 3/31 | #5 Georgia               | L | 1-3      |
| 4/3  | at #4 Florida State*     | L | 0-4      |
| 4/3  | at #4 Florida State*     | L | 1-2      |
| 4/7  | Georgia State            | W | 3-0      |
| 4/7  | Georgia State            | W | 8-0 (6)  |
| 4/10 | Virginia*                | L | 0-2      |
| 4/10 | Virginia*                | W | 2-0      |
| 4/13 | #13 Alabama              | W | 1-0      |
| 4/17 | at NC State*             | W | 2-0      |
| 4/17 | at NC State*             | L | 0-2      |
| 4/18 | at North Carolina*       | W | 2-1      |
| 4/18 | at North Carolina*       | L | 2-3      |
| 4/21 | at Georgia Southern      | W | 1-0      |
| 4/21 | at Georgia Southern      | W | 1-0      |
| 5/2  | Maryland*                | W | 10-2 (6) |
| 5/2  | Maryland*                | W | 1-0      |
| 5/8  | at Mississippi State     | L | 2-10 (6) |
| 5/8  | at Mississippi State     | L | 0-1      |
| 5/14 | NC State (#6)            | W | 2-1      |
| 5/14 | at #4 Florida State (#6) | L | 2-3      |
| 5/15 | Virginia (#6)            | W | 4-1      |
| 5/15 | Maryland (#6)            | W | 6-4      |
| 5/15 | North Carolina (#6)      | W | 4-0      |
| 5/16 | at #4 Florida State (#6) | L | 1-3      |
| 5/20 | Massachusetts (!37)      | W | 1-0      |
| 5/21 | at #10 Georgia (!37)     | W | 3-2      |
| 5/22 | #8 Washington (!37)      | L | 0-2      |
| 5/22 | at #11 Georgia (!37)     | L | 1-9 (6)  |

#6 - ACC Tournament, Tallahassee, Fla.

10 - Buzz Classic, Marietta, Ga.

24 - Mardi Gras Classic, Monroe, La.

34 - Lady Panther Invite, Panthersville, Ga.

35 - NFCA Leadoff Classic, Columbus, Ga.

36 - Hillenbrand Invitational, Tucson, Ariz.

!37 - NCAA Tournament, Athens, Ga.

## ACC REGULAR SEASON CHAMPIONS

## ACC TOURNAMENT CHAMPIONS

## NCAA REGIONALS

| 2005 |                     | 51-14, 11-4 ACC |         |
|------|---------------------|-----------------|---------|
| DATE | OPPONENT            | W/L             | SCORE   |
| 2/5  | Chattanooga         | W               | 6-0     |
| 2/5  | Chattanooga         | W               | 8-0 (5) |
| 2/9  | at Georgia Southern | W               | 6-1     |
| 2/11 | Boston College (26) | W               | 6-2     |

|      |                          |   |          |
|------|--------------------------|---|----------|
| 2/11 | Northwestern (26)        | W | 3-0      |
| 2/12 | Bethune-Cookman (26)     | W | 4-0      |
| 2/12 | at Florida Atlantic (26) | W | 10-4     |
| 2/13 | Bethune-Cookman (26)     | W | 2-1 (8)  |
| 2/16 | at Furman                | W | 10-0     |
| 2/19 | Eastern Kentucky (34)    | W | 7-0      |
| 2/19 | Evansville (34)          | W | 6-5      |
| 2/20 | at Georgia State (34)    | W | 3-1      |
| 2/20 | Evansville (34)          | W | 1-0      |
| 2/25 | #8 Michigan (35)         | L | 1-3      |
| 2/25 | Southern Illinois (35)   | L | 1-5      |
| 2/26 | South Carolina (35)      | L | 0-2 (10) |
| 2/26 | #17 Nebraska (35)        | L | 1-9 (5)  |
| 3/2  | at UAB                   | W | 3-0      |
| 3/4  | Winthrop (10)            | W | 2-0      |
| 3/4  | Purdue (10)              | W | 2-1      |
| 3/5  | Saint Louis (10)         | W | 10-0 (5) |
| 3/5  | Mercer (10)              | W | 8-0 (6)  |
| 3/6  | Florida A&M (10)         | W | 11-3 (5) |
| 3/6  | Ohio State (10)          | L | 3-5      |
| 3/9  | Boston University (38)   | W | 12-0 (5) |
| 3/9  | Oakland (38)             | W | 7-4      |
| 3/12 | North Carolina*          | W | 12-2 (5) |
| 3/12 | North Carolina*          | L | 4-6 (8)  |
| 3/13 | North Carolina*          | W | 4-0      |
| 3/18 | Charleston Southern (39) | W | 14-2 (6) |
| 3/18 | Kent State (39)          | W | 5-0      |
| 3/19 | Northern Illinois (39)   | W | 4-3      |
| 3/19 | at UCF (39)              | L | 0-1      |
| 3/20 | Northern Illinois (39)   | W | 5-3      |
| 3/20 | at UCF                   | W | 8-0 (6)  |
| 3/22 | at Stetson               | W | 5-0 (6)  |
| 3/26 | #24 Florida State*       | W | 2-0      |
| 3/26 | #24 Florida State*       | W | 3-1      |
| 3/27 | #24 Florida State*       | W | 5-0      |
| 3/30 | at Chattanooga           | L | 0-1      |
| 3/30 | at Chattanooga           | W | 7-1      |
| 4/3  | at Virginia*             | W | 3-0      |
| 4/3  | at Virginia*             | L | 4-6      |
| 4/6  | at Alabama State         | W | 5-1      |
| 4/9  | NC State*                | W | 4-0      |
| 4/9  | NC State*                | W | 9-2      |
| 4/10 | NC State*                | W | 2-1      |
| 4/16 | UAB                      | W | 8-4      |
| 4/16 | UAB                      | W | 9-0 (5)  |
| 4/19 | at #12 Georgia           | W | 4-3      |
| 4/20 | at Georgia State         | W | 7-0      |
| 4/23 | at Virginia Tech*        | L | 5-9      |
| 4/23 | at Virginia Tech*        | W | 10-3     |
| 4/27 | Georgia Southern         | W | 2-0      |
| 4/29 | at Maryland*             | W | 3-2      |
| 4/29 | at Maryland*             | L | 1-2      |
| 5/9  | Troy                     | W | 4-2      |
| 5/9  | Troy                     | L | 2-8      |
| 5/12 | NC State (#40)           | W | 2-0      |
| 5/14 | Virginia (#40)           | W | 3-0      |
| 5/15 | Virginia Tech (#40)      | W | 1-0      |
| 5/20 | Kansas (!37)             | W | 3-1 (9)  |
| 5/21 | at #8 Georgia (!37)      | L | 1-8      |
| 5/21 | Kansas (!37)             | W | 5-2      |
| 5/22 | at #8 Georgia (!37)      | L | 1-2      |

10 - Buzz Classic, Marietta, Ga.

26 - FAU Worth Invitational, Boca Raton, Fla.

34 - Lady Panther Invite, Panthersville, Ga.

35 - NFCA Leadoff Classic, Columbus, Ga.

!37 - NCAA Tournament Game, Athens, Ga.

38 - Yellow Jacket Invitational, Atlanta, Ga.

39 - UCF Tournament, Orlando, Fla.

#40 - ACC Tournament, College Park, Md.

## NCAA REGIONALS

| 2006 | 48-22, 12-9 ACC           |     |          |
|------|---------------------------|-----|----------|
| DATE | OPPONENT                  | W/L | SCORE    |
| 2/10 | #18 Missouri              | W   | 11-6     |
| 2/10 | #18 Missouri              | L   | 5-8      |
| 2/11 | #18 Missouri              | L   | 3-9      |
| 2/15 | Chattanooga               | W   | 7-2      |
| 2/15 | Chattanooga               | W   | 7-1      |
| 2/18 | at Georgia State (34)     | W   | 12-4 (5) |
| 2/18 | Kennesaw State (34)       | L   | 4-5      |
| 2/19 | Eastern Kentucky (34)     | W   | 8-0 (5)  |
| 2/19 | Georgia State (34)        | W   | 9-4      |
| 2/24 | #4 Alabama (35)           | L   | 2-3      |
| 2/24 | Hofstra (35)              | W   | 3-1      |
| 2/28 | Gardner-Webb              | W   | 2-0      |
| 2/28 | Gardner-Webb              | W   | 10-2 (5) |
| 3/3  | East Tennessee State (10) | W   | 11-2 (5) |
| 3/3  | Marshall (10)             | W   | 12-6     |
| 3/4  | Austin Peay (10)          | W   | 14-6 (6) |
| 3/4  | Connecticut (10)          | W   | 4-0      |
| 3/4  | UTEP (10)                 | W   | 10-1 (5) |
| 3/5  | South Dakota State (10)   | W   | 8-1      |
| 3/5  | Radford (10)              | W   | 6-4      |
| 3/5  | NC State (10)             | W   | 7-1      |
| 3/9  | Michigan State (41)       | L   | 2-3      |
| 3/9  | South Florida (41)        | W   | 7-6      |
| 3/10 | Long Island (41)          | W   | 5-2      |
| 3/10 | Boston University (41)    | W   | 9-1 (5)  |
| 3/11 | Wright State (41)         | W   | 8-0 (5)  |
| 3/11 | Illinois-Chicago (41)     | W   | 5-2      |
| 3/12 | Massachusetts (41)        | L   | 1-2      |
| 3/18 | Maryland*                 | W   | 4-1      |
| 3/18 | Maryland*                 | W   | 9-0      |
| 3/19 | Maryland*                 | W   | 5-1      |
| 3/21 | at #19 Baylor             | W   | 8-0 (5)  |
| 3/22 | at #3 Texas               | L   | 0-1      |
| 3/22 | at #3 Texas               | L   | 3-5      |
| 3/25 | Virginia*                 | W   | 10-2 (5) |
| 3/25 | Virginia*                 | W   | 7-4      |
| 3/26 | Virginia*                 | L   | 4-5      |
| 3/29 | #10 Georgia               | W   | 6-4      |
| 3/29 | #10 Georgia               | L   | 7-15     |
| 4/1  | at Florida State*         | L   | 1-9 (5)  |
| 4/1  | at Florida State*         | W   | 8-3      |
| 4/2  | at Florida State*         | L   | 4-7      |
| 4/5  | at Chattanooga            | W   | 11-7     |
| 4/5  | at Chattanooga            | W   | 7-6      |
| 4/8  | at NC State*              | L   | 1-9      |
| 4/8  | at NC State*              | W   | 4-3      |
| 4/9  | at NC State*              | L   | 3-7      |
| 4/11 | Georgia Southern          | W   | 8-0 (5)  |
| 4/12 | Furman                    | W   | 6-5      |
| 4/12 | Furman                    | W   | 11-3 (6) |
| 4/15 | Boston College*           | W   | 12-11    |
| 4/15 | Boston College*           | W   | 10-4     |
| 4/16 | Boston College*           | W   | 15-7 (5) |
| 4/22 | at #20 North Carolina*    | L   | 4-5      |
| 4/22 | at #20 North Carolina*    | W   | 1-0 (8)  |
| 4/23 | at #20 North Carolina*    | L   | 2-4      |
| 4/26 | at Georgia Southern       | W   | 3-2      |
| 4/26 | at Georgia Southern       | W   | 3-0      |
| 4/29 | #25 Virginia Tech*        | L   | 2-4      |
| 4/29 | #25 Virginia Tech*        | L   | 1-4      |
| 4/30 | #25 Virginia Tech*        | W   | 3-2      |
| 5/11 | Florida State (#42)       | L   | 1-10 (5) |
| 5/12 | Boston College (#42)      | W   | 7-3      |
| 5/12 | Virginia (#42)            | W   | 11-2 (5) |
| 5/13 | Florida State (#42)       | W   | 4-3      |
| 5/13 | Florida State (#42)       | L   | 4-7      |
| 5/19 | Florida A&M (!33)         | W   | 9-3      |
| 5/20 | at #4 Alabama (!33)       | L   | 5-8      |
| 5/20 | Florida A&M (!33)         | W   | 10-7     |



# YEAR-BY-YEAR RESULTS

5/21 at #4 Alabama (!33) L 2-7

10 - Buzz Classic, Marietta, Ga.  
!33 - NCAA Tournament Game, Tuscaloosa, Ala.  
34 - Lady Panther Invite, Panthersville, Ga.  
41 - USF Adidas Invitational, Clearwater, Fla.  
#42 - ACC Tournament, Chapel Hill, N.C.

## SHARON PERKINS

**Head Coach:** 2007-13

**Seasons:** 7

**Record:** 290-138 (.678)

### NCAA REGIONALS

#### 2007 54-16, 14-6 ACC

| DATE | OPPONENT                    | W/L | SCORE    |
|------|-----------------------------|-----|----------|
| 2/10 | Georgia Southern            | W   | 7-2      |
| 2/10 | Georgia Southern            | W   | 8-0 (6)  |
| 2/14 | Troy                        | L   | 2-4      |
| 2/17 | Georgetown (43)             | W   | 17-0 (5) |
| 2/17 | Miami (Ohio) (43)           | W   | 10-0 (5) |
| 2/18 | Evansville (43)             | W   | 7-5      |
| 2/18 | at Kennesaw State (43)      | W   | 8-2      |
| 2/20 | Gardner-Webb                | W   | 12-1 (5) |
| 2/20 | Gardner-Webb                | W   | 9-4      |
| 2/23 | #16 Baylor (35)             | W   | 10-7     |
| 2/23 | DePaul (35)                 | W   | 8-3      |
| 2/24 | #24 Massachusetts (35)      | W   | 3-0      |
| 2/24 | #19 Florida (35)            | L   | 1-5      |
| 2/25 | Tennessee Tech (35)         | W   | 4-2      |
| 2/27 | Oakland                     | W   | 14-6 (6) |
| 2/28 | Chattanooga                 | W   | 8-0 (6)  |
| 2/28 | Chattanooga                 | W   | 6-5      |
| 3/2  | New Mexico (44)             | W   | 11-3 (6) |
| 3/2  | Indiana State (44)          | L   | 1-4      |
| 3/3  | Lipscomb (44)               | W   | 11-1 (5) |
| 3/3  | Centenary (44)              | W   | 8-1      |
| 3/4  | Middle Tennessee State (44) | W   | 8-6      |
| 3/4  | Iowa (44)                   | W   | 6-0      |
| 3/8  | Indiana (41)                | W   | 16-8 (6) |
| 3/8  | Northern Illinois (41)      | W   | 4-1      |
| 3/9  | Massachusetts (41)          | W   | 5-1      |
| 3/9  | Tennessee Tech (41)         | W   | 6-0      |
| 3/10 | Illinois-Chicago (41)       | L   | 3-4      |
| 3/10 | Oklahoma State (41)         | W   | 4-3      |
| 3/11 | Hofstra (41)                | L   | 7-9      |
| 3/14 | Houston                     | W   | 2-1      |
| 3/17 | at Virginia Tech*           | L   | 0-6      |
| 3/17 | at Virginia Tech*           | L   | 1-3      |
| 3/18 | at Virginia Tech*           | W   | 21-1 (5) |
| 3/21 | at San Diego State          | L   | 4-5      |
| 3/21 | at San Diego State          | L   | 0-1      |
| 3/24 | #23 NC State*               | W   | 11-10    |
| 3/24 | #23 NC State*               | W   | 4-1      |
| 3/25 | #23 NC State*               | L   | 6-9      |
| 3/28 | at #22 Georgia              | W   | 5-4      |
| 3/28 | at #22 Georgia              | W   | 4-1      |
| 3/31 | #23 North Carolina*         | L   | 2-4 (12) |
| 3/31 | #23 North Carolina*         | W   | 5-4      |
| 4/1  | #23 North Carolina*         | L   | 4-6      |
| 4/4  | at Furman                   | W   | 5-0      |
| 4/4  | at Furman                   | W   | 8-1      |
| 4/7  | Florida State*              | L   | 0-8      |
| 4/7  | Florida State*              | W   | 9-1 (6)  |
| 4/8  | Florida State*              | W   | 7-6      |
| 4/12 | Western Carolina            | W   | 7-1      |
| 4/14 | at Maryland*                | W   | 7-3      |
| 4/14 | at Maryland*                | W   | 7-2      |
| 4/18 | Kennesaw State              | W   | 5-0      |
| 4/18 | Kennesaw State              | W   | 8-0 (5)  |
| 4/21 | at Boston College*          | W   | 4-3      |

|      |                        |   |          |
|------|------------------------|---|----------|
| 4/21 | at Boston College*     | W | 6-3      |
| 4/22 | at Boston College*     | W | 12-0 (5) |
| 4/25 | at Georgia State       | W | 6-2      |
| 4/25 | at Georgia State       | W | 4-1      |
| 4/27 | at Virginia*           | W | 12-3 (5) |
| 4/27 | at Virginia*           | W | 15-0 (5) |
| 4/28 | at Virginia*           | W | 11-10    |
| 5/7  | Mercer                 | W | 4-1      |
| 5/10 | Maryland (#6)          | W | 5-1      |
| 5/11 | Boston College (#6)    | W | 4-0      |
| 5/12 | Florida State (#6)     | W | 7-3      |
| 5/13 | #15 Virginia Tech (#6) | L | 0-2      |
| 5/18 | #18 Texas (!45)        | W | 3-2      |
| 5/19 | at #19 Florida (!45)   | L | 0-8 (5)  |
| 5/19 | #18 Texas (!45)        | L | 2-4      |

#6 - ACC Tournament, Tallahassee, Fla.  
35 - NFCA Leadoff Classic, Columbus, Ga.  
41 - USF Adidas Invitational, Clearwater, Fla.  
43 - KSU Invitational, Kennesaw, Ga.  
44 - Buzz Classic, Woodstock, Ga.  
!45 - NCAA Tournament Game, Gainesville, Fla.

### NCAA REGIONALS

#### 2008 32-31, 9-11 ACC

| DATE | OPPONENT                    | W/L | SCORE    |
|------|-----------------------------|-----|----------|
| 2/9  | Lipscomb (46)               | L   | 9-11     |
| 2/9  | Georgia State (46)          | L   | 3-11 (6) |
| 2/10 | UT-Martin (46)              | W   | 2-0      |
| 2/11 | Lipscomb (46)               | W   | 2-1      |
| 2/14 | at #2 Alabama               | L   | 0-6      |
| 2/15 | Middle Tennessee State (47) | W   | 2-1      |
| 2/15 | New Mexico (47)             | L   | 0-1      |
| 2/16 | at #2 Alabama (47)          | L   | 5-9      |
| 2/16 | New Mexico (47)             | W   | 6-0      |
| 2/22 | South Carolina (48)         | L   | 0-1      |
| 2/22 | Hofstra (48)                | L   | 0-4      |
| 2/23 | Wright State (48)           | W   | 5-0      |
| 2/24 | at South Florida (48)       | L   | 0-1      |
| 2/29 | Auburn (35)                 | L   | 2-3      |
| 2/29 | #2 Texas A&M (35)           | L   | 0-2      |
| 3/1  | Hofstra (35)                | W   | 7-2      |
| 3/1  | UNC-Charlotte (35)          | L   | 2-6      |
| 3/2  | #19 DePaul (35)             | L   | 1-2      |
| 3/5  | Virginia*                   | L   | 3-8      |
| 3/5  | Virginia*                   | L   | 1-2      |
| 3/6  | Virginia*                   | W   | 6-3      |
| 3/9  | Vermont (49)                | W   | 5-4 (8)  |
| 3/9  | at Mercer (49)              | L   | 1-2      |
| 3/12 | at Kennesaw State           | W   | 8-0 (5)  |
| 3/12 | at Kennesaw State           | L   | 3-6      |
| 3/15 | #24 Virginia Tech*          | L   | 2-4      |
| 3/16 | #24 Virginia Tech*          | L   | 2-4      |
| 3/16 | #24 Virginia Tech*          | W   | 7-3      |
| 3/18 | at Tennessee Tech           | L   | 4-5      |
| 3/18 | at Tennessee Tech           | L   | 0-8 (5)  |
| 3/20 | at Winthrop                 | L   | 1-5      |
| 3/20 | at Winthrop                 | W   | 3-2      |
| 3/22 | at Coastal Carolina         | W   | 2-1      |
| 3/22 | at Coastal Carolina         | W   | 10-2 (5) |
| 3/25 | Furman                      | W   | 7-0      |
| 3/25 | Furman                      | W   | 9-0 (5)  |
| 3/29 | at #19 North Carolina*      | L   | 1-3      |
| 3/29 | at #19 North Carolina*      | L   | 2-6      |
| 4/3  | Western Carolina            | W   | 4-0      |
| 4/3  | Western Carolina            | W   | 8-1      |
| 4/5  | at NC State*                | L   | 3-8      |
| 4/6  | at NC State*                | L   | 1-6      |
| 4/6  | at NC State*                | L   | 6-9      |
| 4/9  | #17 Georgia                 | W   | 6-4      |
| 4/9  | #17 Georgia                 | W   | 4-3      |
| 4/12 | at Florida State*           | W   | 5-2      |

|      |                     |   |          |
|------|---------------------|---|----------|
| 4/12 | at Florida State*   | L | 2-10 (5) |
| 4/13 | at Florida State*   | W | 6-2      |
| 4/16 | at Georgia Southern | W | 5-0      |
| 4/16 | at Georgia Southern | W | 10-4     |
| 4/19 | Boston College*     | W | 9-1(6)   |
| 4/19 | Boston College*     | L | 2-3      |
| 4/20 | Boston College*     | W | 7-6      |
| 4/23 | Georgia State       | W | 9-1(5)   |
| 4/23 | Georgia State       | W | 4-1      |
| 4/26 | Maryland*           | W | 2-0      |
| 4/26 | Maryland*           | W | 4-2      |
| 4/27 | Maryland*           | W | 4-3      |
| 5/8  | NC State (#40)      | L | 0-1      |
| 5/9  | Virginia (#40)      | W | 5-3      |
| 5/16 | at #1 Florida (!45) | L | 2-7      |
| 5/17 | South Florida (!45) | W | 9-2      |
| 5/18 | UCF (!45)           | L | 1-7      |

35 - NFCA Leadoff Classic, Columbus, Ga.  
#40 - ACC Tournament, College Park, Md.  
!45 - NCAA Tournament Game, Gainesville, Fla.  
46 - Georgia State First Pitch Classic, Panthersville, Ga.  
47 - Hampton Inn Crimson Classic, Tuscaloosa, Ala.  
48 - USF Louisville Slugger Tournament, Tampa, Fla.  
49 - Mercer Spring Break Tournament, Macon, Ga.

### ACC REGULAR SEASON CHAMPIONS

### ACC TOURNAMENT CHAMPIONS

### NCAA REGIONALS

### NCAA SUPER REGIONALS

#### 2009 46-15, 17-3 ACC

| DATE | OPPONENT                | W/L | SCORE    |
|------|-------------------------|-----|----------|
| 2/7  | at Georgia State        | W   | 8-1      |
| 2/7  | at Georgia State        | W   | 7-1      |
| 2/8  | at Furman               | L   | 1-2      |
| 2/8  | at Furman               | W   | 9-1      |
| 2/13 | Florida Atlantic (50)   | W   | 13-2 (5) |
| 2/13 | South Alabama (50)      | W   | 5-2      |
| 2/14 | Texas Tech (50)         | W   | 8-1      |
| 2/15 | at #2 Florida (50)      | L   | 1-11 (6) |
| 2/20 | UNLV (51)               | L   | 3-4      |
| 2/20 | Loyola Marymount (51)   | W   | 5-0      |
| 2/21 | Oregon (51)             | L   | 0-3      |
| 2/21 | Cal Poly (51)           | L   | 0-2      |
| 2/22 | Oregon State (51)       | W   | 6-0      |
| 2/25 | at Kennesaw State       | W   | 8-0 (6)  |
| 3/6  | Mercer (44)             | W   | 4-1      |
| 3/6  | Purdue (44)             | L   | 2-4      |
| 3/7  | Toledo (44)             | W   | 11-1 (5) |
| 3/7  | Jacksonville State (44) | W   | 3-0      |
| 3/8  | Western Kentucky (44)   | W   | 5-0      |
| 3/10 | UT-Martin               | W   | 2-1      |
| 3/10 | UT-Martin               | W   | 7-5      |
| 3/17 | Western Carolina        | W   | 10-1 (5) |
| 3/17 | Western Carolina        | W   | 8-0 (5)  |
| 3/18 | Winthrop                | W   | 6-4      |
| 3/18 | Winthrop                | W   | 7-1      |
| 3/21 | at Virginia Tech*       | W   | 13-0 (5) |
| 3/21 | at Virginia Tech*       | W   | 8-5 (10) |
| 3/22 | at Virginia Tech*       | L   | 2-3      |
| 3/24 | Georgia Southern        | W   | 9-1 (6)  |
| 3/24 | Georgia Southern        | L   | 5-6      |
| 3/26 | Georgia State           | W   | 8-0 (5)  |
| 3/26 | Georgia State           | W   | 6-0      |
| 3/28 | #19 Florida State*      | W   | 8-3      |
| 3/28 | #19 Florida State*      | W   | 3-0      |
| 3/29 | #19 Florida State*      | L   | 4-5 (8)  |
| 4/4  | at Boston College*      | L   | 0-1      |
| 4/4  | at Boston College*      | W   | 12-1 (5) |
| 4/5  | at Boston College*      | W   | 7-3      |
| 4/8  | at #8 Georgia           | L   | 5-7      |
| 4/10 | NC State*               | W   | 8-0 (5)  |

## YEAR-BY-YEAR RESULTS

|      |                         |   |          |
|------|-------------------------|---|----------|
| 4/10 | NC State*               | W | 4-1      |
| 4/11 | NC State*               | W | 5-0      |
| 4/14 | Kennesaw State          | W | 8-6      |
| 4/18 | at Virginia*            | W | 14-1 (5) |
| 4/18 | at Virginia*            | W | 13-4 (5) |
| 4/19 | at Virginia*            | W | 5-3      |
| 4/22 | #5 Alabama              | L | 0-8 (5)  |
| 4/22 | #5 Alabama              | L | 0-10 (6) |
| 4/25 | #12 North Carolina*     | W | 6-0      |
| 4/25 | #12 North Carolina*     | W | 3-2 (8)  |
| 4/26 | #12 North Carolina*     | W | 3-2      |
| 5/2  | at Maryland*            | W | 9-2      |
| 5/2  | at Maryland*            | W | 8-0 (5)  |
| 5/8  | Virginia (#16)          | W | 7-0      |
| 5/9  | Virginia Tech (#16)     | W | 14-4     |
| 5/10 | #16 Florida State (#16) | W | 3-1      |
| 5/15 | Boston University (!)   | W | 5-1      |
| 5/16 | Auburn (!)              | W | 4-1      |
| 5/17 | Boston University (!)   | W | 7-2      |
| 5/23 | #3 Washington (&)       | L | 1-7      |
| 5/24 | #3 Washington (&)       | L | 0-7      |

! - NCAA Tournament, Atlanta, Ga.

&amp; - Super Regional, Atlanta, Ga.

#16 - ACC Tournament, Raleigh, N.C.

44 - Buzz Classic, Woodstock, Ga.

50 - Lipton Invitational, Gainesville, Fla.

51 - Cathedral City Classic, Cathedral City, Calif.

## ACC REGULAR SEASON CHAMPIONS

## ACC TOURNAMENT CHAMPIONS

## NCAA REGIONALS

## 2010 51-11, 19-2 ACC

| DATE | OPPONENT                  | W/L | SCORE    |
|------|---------------------------|-----|----------|
| 2/13 | Canisius (52)             | W   | 9-0 (5)  |
| 2/13 | #3 Florida (52)           | W   | 3-0      |
| 2/14 | East Carolina (52)        | W   | 3-0      |
| 2/14 | Florida Gulf Coast (52)   | W   | 10-5     |
| 2/19 | #21 Northwestern (53)     | W   | 9-6      |
| 2/19 | BYU (53)                  | W   | 10-9 (8) |
| 2/20 | Hawaii (53)               | W   | 11-2 (6) |
| 2/20 | Long Beach State (53)     | W   | 12-3 (5) |
| 2/21 | #11 California (53)       | L   | 1-4      |
| 2/24 | Kennesaw State            | W   | 8-3      |
| 2/26 | UCF (35)                  | W   | 1-0      |
| 2/26 | Nebraska (35)             | L   | 0-2      |
| 2/27 | Arkansas (35)             | W   | 11-2 (5) |
| 2/27 | #18 La.-Lafayette (35)    | W   | 7-1      |
| 2/28 | Iowa (35)                 | W   | 9-8 (8)  |
| 3/5  | Seton Hall (44)           | W   | 16-0 (5) |
| 3/6  | James Madison (44)        | W   | 11-0 (6) |
| 3/6  | #23 Kentucky (44)         | W   | 6-3      |
| 3/7  | Dartmouth (44)            | W   | 8-1      |
| 3/7  | Mississippi (44)          | W   | 1-0      |
| 3/9  | at Georgia State          | W   | 7-3      |
| 3/13 | Mercer (54)               | W   | 8-2      |
| 3/13 | Fordham (54)              | L   | 1-2 (8)  |
| 3/14 | Georgia State (54)        | W   | 7-1      |
| 3/14 | Mercer (54)               | W   | 10-5     |
| 3/20 | at #20/16 North Carolina* | W   | 16-1 (5) |
| 3/20 | at #20/16 North Carolina* | L   | 3-8      |
| 3/21 | at #20/16 North Carolina* | W   | 5-0      |
| 3/23 | at Houston                | W   | 7-1      |
| 3/23 | at Houston                | L   | 1-2      |
| 3/24 | at #19/17 Texas A&M       | W   | 4-0      |
| 3/27 | Maryland*                 | W   | 9-8      |
| 3/27 | Maryland*                 | W   | 3-1      |
| 3/28 | Maryland*                 | W   | 1-0      |
| 4/2  | Virginia Tech*            | W   | 15-1 (5) |
| 4/2  | Virginia Tech*            | W   | 3-1      |
| 4/3  | Virginia Tech*            | W   | 9-1 (6)  |
| 4/7  | vs. #15/12 Georgia        | L   | 4-5      |

|      |                            |   |          |
|------|----------------------------|---|----------|
| 4/10 | Virginia*                  | W | 5-2      |
| 4/10 | Virginia*                  | W | 5-3      |
| 4/11 | Virginia*                  | W | 8-9 (5)  |
| 4/13 | Georgia Southern           | W | 14-2 (5) |
| 4/13 | Georgia Southern           | W | 5-4      |
| 4/14 | at Kennesaw State          | W | 7-3      |
| 4/17 | Boston College*            | W | 9-0 (5)  |
| 4/17 | Boston College*            | W | 11-3 (5) |
| 4/18 | Boston College*            | W | 4-0      |
| 4/21 | at #12/10 Georgia          | L | 3-6      |
| 4/24 | at #24/20 Florida State*   | W | 14-1     |
| 4/24 | at #24/20 Florida State*   | L | 2-6      |
| 4/25 | at #24/20 Florida State*   | W | 5-2      |
| 4/28 | at #4/4 Alabama            | L | 1-13 (5) |
| 5/1  | at NC State*               | W | 11-4     |
| 5/1  | at NC State*               | W | 9-2      |
| 5/2  | at NC State*               | W | 8-1      |
| 5/14 | Boston College (#55)       | W | 8-0 (5)  |
| 5/15 | North Carolina (#55)       | W | 8-0 (5)  |
| 5/16 | #25/24 Florida State (#55) | W | 8-4      |
| 5/21 | Jacksonville State (!)     | W | 5-3      |
| 5/22 | Oregon (!)                 | L | 2-11 (5) |
| 5/22 | Auburn (!)                 | W | 4-1      |
| 5/23 | Oregon (!)                 | L | 3-4 (8)  |

! - NCAA Tournament, Atlanta, Ga.

35 - NFCA Leadoff Classic, Clearwater, Fla.

44 - Buzz Classic, Woodstock, Ga.

52 - USF DeMarini Tournament, Clearwater, Fla.

53 - Louisville Slugger Desert Classic, Las Vegas, Nev.

54 - Springhill Suites Buckhead Classic, Atlanta, Ga.

#55 - ACC Tournament, Blacksburg, Va.

## ACC REGULAR SEASON CHAMPIONS

## NCAA REGIONALS

## 2011 45-12, 18-2 ACC

| DATE | OPPONENT                 | W/L | SCORE    |
|------|--------------------------|-----|----------|
| 2/11 | Florida Atlantic (56)    | W   | 3-2      |
| 2/11 | Chattanooga (56)         | W   | 6-1      |
| 2/12 | Fordham (56)             | W   | 6-0      |
| 2/12 | Chattanooga (56)         | W   | 6-1      |
| 2/13 | Fordham (56)             | W   | 3-1      |
| 2/18 | Illinois (57)            | W   | 5-4      |
| 2/18 | at FIU (57)              | L   | 1-9      |
| 2/19 | Providence (57)          | W   | 7-0      |
| 2/19 | Pittsburgh (57)          | L   | 1-2      |
| 2/20 | at FIU (57)              | L   | 3-4 (6)  |
| 2/23 | at Kennesaw State        | L   | 1-4      |
| 3/1  | at Georgia State         | W   | 3-0      |
| 3/2  | Niagara                  | W   | 12-3 (5) |
| 3/4  | Jacksonville State (44)  | W   | 4-3      |
| 3/4  | Evansville (44)          | W   | 18-1 (5) |
| 3/6  | UAB (44)                 | W   | 8-0      |
| 3/8  | Penn State (58)          | W   | 2-0      |
| 3/11 | Bowling Green (54)       | W   | 10-0 (5) |
| 3/12 | Penn State (54)          | W   | 6-0      |
| 3/13 | Belmont (54)             | W   | 12-2 (5) |
| 3/13 | Georgia State (54)       | W   | 1-0      |
| 3/15 | Georgia Southern         | W   | 13-0 (5) |
| 3/15 | Georgia Southern         | W   | 10-0 (5) |
| 3/18 | Lipscomb (59)            | W   | 5-1      |
| 3/18 | at Coastal Carolina (59) | W   | 12-0 (6) |
| 3/19 | Kansas (59)              | L   | 2-3 (8)  |
| 3/19 | Lipscomb (59)            | W   | 4-3      |
| 3/20 | Providence (59)          | W   | 6-4      |
| 3/22 | at Winthrop              | W   | 12-2     |
| 3/22 | at Winthrop              | W   | 10-4     |
| 3/26 | NC State*                | W   | 5-4      |
| 3/26 | NC State*                | W   | 8-4      |
| 3/27 | NC State*                | W   | 14-0 (5) |
| 3/30 | at #2/2 Georgia          | L   | 2-10 (5) |
| 4/2  | at Maryland*             | W   | 5-2      |

|      |                      |   |          |
|------|----------------------|---|----------|
| 4/2  | at Maryland*         | W | 4-3      |
| 4/3  | at Maryland*         | W | 2-0      |
| 4/6  | Kennesaw State       | W | 6-1      |
| 4/9  | at Virginia Tech*    | L | 2-4      |
| 4/10 | at Virginia Tech*    | W | 8-5 (9)  |
| 4/10 | at Virginia Tech*    | W | 11-3 (6) |
| 4/13 | #4/5 Georgia         | L | 8-10     |
| 4/16 | North Carolina*      | W | 6-4      |
| 4/16 | North Carolina*      | W | 7-5      |
| 4/17 | North Carolina*      | W | 3-2      |
| 4/23 | at Virginia          | W | 8-0      |
| 4/23 | at Virginia          | W | 9-2      |
| 4/30 | at Boston College*   | W | 2-1      |
| 4/30 | at Boston College*   | W | 11-2 (5) |
| 5/1  | at Boston College*   | W | 9-7      |
| 5/7  | Florida State*       | W | 11-3 (5) |
| 5/7  | Florida State*       | W | 7-2      |
| 5/8  | Florida State*       | L | 4-9      |
| 5/13 | Virginia (#)         | L | 0-6      |
| 5/20 | Oklahoma State (!60) | L | 1-2      |
| 5/21 | Liberty (!60)        | W | 4-3      |
| 5/21 | Tennessee (!60)      | L | 0-7      |

# - ACC Tournament, Atlanta, Ga.

44 - Buzz Classic, Woodstock, Ga.

56 - NTC Elite Tournament, Clermont, Fla.

57 - Felsberg Memorial Tournament, Miami, Fla.

58 - at Kennesaw, Ga.

59 - Chanticleer Challenge, Myrtle Beach, S.C.

!60 - NCAA Tournament, Knoxville, Tenn.

## ACC TOURNAMENT CHAMPIONS

## NCAA REGIONALS

## 2012 37-23, 12-8 ACC

| DATE | OPPONENT                    | W/L | SCORE    |
|------|-----------------------------|-----|----------|
| 2/10 | Oregon State (61)           | W   | 9-8      |
| 2/10 | #8 Arizona (61)             | W   | 2-1      |
| 2/11 | Cal Poly (61)               | W   | 8-5      |
| 2/11 | San Diego State (61)        | L   | 2-3      |
| 2/12 | #20 Nebraska (61)           | W   | 6-5      |
| 2/15 | Furman                      | W   | 4-2      |
| 2/15 | Furman                      | W   | 8-2      |
| 2/17 | #2 Alabama (62)             | L   | 9-12     |
| 2/17 | #4 Oklahoma (62)            | W   | 1-0      |
| 2/19 | Auburn (62)                 | L   | 5-12     |
| 2/24 | DePaul (63)                 | L   | 2-4      |
| 2/24 | #9 Tennessee (63)           | L   | 0-9      |
| 2/25 | Massachusetts (63)          | L   | 0-1      |
| 2/25 | Mississippi State (63)      | L   | 3-5      |
| 2/26 | Illinois State (63)         | W   | 6-0      |
| 2/29 | at Georgia State            | L   | 1-2      |
| 3/2  | Winthrop (44)               | W   | 5-0      |
| 3/3  | Western Kentucky (44)       | W   | 5-3      |
| 3/3  | UT-Martin (44)              | W   | 8-6 (8)  |
| 3/4  | Southeastern Louisiana (44) | W   | 8-0 (6)  |
| 3/4  | Elon (44)                   | L   | 3-6      |
| 3/6  | Western Carolina            | W   | 4-2      |
| 3/6  | Western Carolina            | W   | 9-4      |
| 3/8  | SIUE                        | W   | 9-1 (6)  |
| 3/10 | Virginia*                   | L   | 1-3      |
| 3/10 | Virginia*                   | L   | 2-13 (5) |
| 3/11 | Virginia*                   | L   | 1-3      |
| 3/14 | #8 Georgia                  | W   | 2-0      |
| 3/15 | Jacksonville State          | L   | 6-13     |
| 3/17 | Boston College*             | W   | 8-0 (5)  |
| 3/17 | Boston College*             | W   | 9-4      |
| 3/18 | Boston College*             | W   | 4-0      |
| 3/20 | at LSU                      | L   | 1-2      |
| 3/22 | at #8 La-Lafayette          | L   | 11-12    |
| 3/22 | at #8 La-Lafayette          | L   | 2-10 (5) |
| 3/28 | Kennesaw State              | W   | 9-1 (5)  |
| 3/31 | at NC State*                | W   | 6-4      |

## YEAR-BY-YEAR RESULTS

|      |                         |   |          |
|------|-------------------------|---|----------|
| 3/31 | at NC State*            | W | 6-3      |
| 4/1  | at NC State*            | W | 5-2      |
| 4/4  | at Kennesaw State       | W | 6-3 (6)  |
| 4/7  | Maryland*               | W | 6-1      |
| 4/7  | Maryland*               | W | 9-6      |
| 4/8  | Maryland*               | W | 5-0      |
| 4/10 | Georgia Southern        | W | 1-0      |
| 4/10 | Georgia Southern        | W | 5-1      |
| 4/11 | Georgia State           | W | 3-2      |
| 4/15 | at #21 Florida State*   | W | 5-4      |
| 4/15 | at #21 Florida State*   | L | 6-7      |
| 4/16 | at #21 Florida State*   | L | 3-4      |
| 4/21 | at #21 North Carolina*  | L | 2-3      |
| 4/21 | at #21 North Carolina*  | L | 4-6      |
| 4/28 | Virginia Tech*          | W | 5-0      |
| 4/28 | Virginia Tech*          | L | 2-5      |
| 4/29 | Virginia Tech*          | W | 5-0      |
| 5/10 | Virginia (#42)          | W | 6-4      |
| 5/11 | #19 Florida State (#42) | W | 9-1      |
| 5/12 | Virginia Tech (#42)     | W | 9-1 (5)  |
| 5/18 | South Alabama (I33)     | L | 3-4      |
| 5/19 | UT-Martin (I33)         | W | 9-1      |
| 5/19 | South Alabama (I33)     | L | 1-10 (5) |

I33 - NCAA Tournament, Tuscaloosa, Ala.

44 - Buzz Classic, Woodstock, Ga.

#42 - ACC Tournament, Chapel Hill, N.C.

61 - Kajikawa Classic, Tempe, Ariz.

62 - ACC/SEC/Big 12 Challenge, Auburn, Ala.

63 - NFCA Leadoff Classic, Clearwater, Fla.

|      |                        |   |          |
|------|------------------------|---|----------|
| 4/10 | at Mercer              | L | 1-9 (5)  |
| 4/13 | Maryland*              | L | 6-8      |
| 4/13 | Maryland*              | W | 5-4      |
| 4/14 | Maryland*              | L | 5-14 (5) |
| 4/18 | Southern Miss          | W | 4-0      |
| 4/18 | Southern Miss          | W | 7-1      |
| 4/21 | at #25 North Carolina* | L | 1-7      |
| 4/21 | at #25 North Carolina* | W | 8-5      |
| 4/22 | at #25 North Carolina* | L | 6-11     |
| 4/24 | Kennesaw State         | L | 8-9      |
| 4/27 | #22 Florida State*     | L | 1-4 (8)  |
| 4/27 | #22 Florida State*     | L | 1-8 (6)  |
| 5/4  | at Boston College*     | W | 12-3 (6) |
| 5/4  | at Boston College*     | W | 10-5     |
| 5/5  | at Boston College*     | W | 12-3     |
| 5/9  | North Carolina (#6)    | L | 2-6      |

#6 - ACC Tournament, Tallahassee, Fla.

51 - Cathedral City Classic, Cathedral City, Calif.

64 - GT-KSU Invite, Atlanta, Ga.

65 - GT Classic, Atlanta, Ga.

66 - Citrus Classic, Orlando, Fla.

## SHELLY HOERNER

Head Coach: 2014-17

Seasons: 3

Record: 80-125 (.390)

## 2013 25-30, 10-10 ACC

| DATE | OPPONENT               | W/L | SCORE     |
|------|------------------------|-----|-----------|
| 2/8  | Eastern Michigan (64)  | W   | 12-0      |
| 2/8  | Butler (64)            | W   | 24-4 (5)  |
| 2/9  | Missouri State (64)    | W   | 8-7       |
| 2/9  | Coastal Carolina (64)  | W   | 2-1       |
| 2/10 | Coastal Carolina (64)  | W   | 11-3 (5)  |
| 2/15 | Marshall (65)          | W   | 7-6       |
| 2/15 | Miami (Ohio) (65)      | W   | 10-8      |
| 2/16 | Indiana (65)           | L   | 1-4       |
| 2/16 | Miami (Ohio) (65)      | W   | 6-4       |
| 2/17 | Indiana (65)           | L   | 2-10      |
| 2/20 | Mercer                 | L   | 9-10      |
| 2/22 | Northwestern (51)      | L   | 2-3       |
| 2/22 | #8 California (51)     | L   | 0-8 (6)   |
| 2/23 | #5 Florida (51)        | L   | 3-5       |
| 2/23 | Oregon State (51)      | L   | 1-9       |
| 2/24 | Illinois (51)          | W   | 1-0       |
| 2/27 | at Jacksonville State  | W   | 9-7 (9)   |
| 3/1  | Fordham (66)           | L   | 10-11 (9) |
| 3/1  | #14 Michigan (66)      | L   | 1-6       |
| 3/2  | #15/16 Louisville (66) | L   | 3-6       |
| 3/2  | Notre Dame (66)        | L   | 2-6       |
| 3/3  | Temple (66)            | W   | 17-8 (6)  |
| 3/9  | at Virginia*           | W   | 7-3       |
| 3/9  | at Virginia*           | W   | 5-2       |
| 3/10 | at Virginia*           | L   | 2-4       |
| 3/13 | #25 Georgia            | L   | 1-14      |
| 3/19 | at SIUE                | L   | 1-2       |
| 3/19 | at SIUE                | L   | 0-1       |
| 3/20 | at SEMO                | W   | 9-4       |
| 3/23 | at #7 Missouri         | L   | 0-8 (5)   |
| 3/23 | at #7 Missouri         | L   | 0-16 (5)  |
| 3/27 | at Kennesaw State      | W   | 17-3 (5)  |
| 3/29 | NC State*              | W   | 7-2       |
| 3/29 | NC State*              | W   | 7-5       |
| 3/30 | NC State*              | L   | 4-12      |
| 4/3  | at Georgia             | L   | 1-20 (5)  |
| 4/6  | at Virginia Tech*      | L   | 7-2       |
| 4/6  | at Virginia Tech*      | L   | 2-10 (5)  |
| 4/7  | at Virginia Tech*      | W   | 10-4      |

## 2014 23-24, 11-17 ACC

| DATE | OPPONENT                  | W/L | SCORE    |
|------|---------------------------|-----|----------|
| 2/8  | Missouri State            | W   | 3-0      |
| 2/8  | Missouri State            | L   | 3-6      |
| 2/9  | Missouri State            | W   | 7-1      |
| 2/15 | Indiana (34)              | W   | 5-1      |
| 2/15 | ETSU (34)                 | W   | 18-7 (5) |
| 2/16 | Bowling Green (34)        | W   | 3-0      |
| 2/16 | UT-Martin (34)            | W   | 8-5      |
| 2/21 | Stony Brook (64)          | W   | 11-2 (6) |
| 2/22 | #21 Tulsa (64)            | L   | 3-11     |
| 2/22 | #21 Tulsa (64)            | W   | 2-1      |
| 2/23 | Stony Brook (64)          | W   | 8-4      |
| 2/23 | Georgia State (64)        | W   | 5-1      |
| 3/1  | Boston College*           | W   | 6-1      |
| 3/1  | Boston College*           | L   | 3-13 (5) |
| 3/2  | Boston College*           | L   | 2-6      |
| 3/5  | Troy                      | W   | 2-1      |
| 3/8  | #21 Notre Dame*           | L   | 0-3      |
| 3/8  | #21 Notre Dame*           | W   | 7-3      |
| 3/9  | #21 Notre Dame*           | L   | 0-12 (5) |
| 3/12 | Virginia*                 | W   | 10-2 (6) |
| 3/12 | Virginia*                 | W   | 3-2 (8)  |
| 3/15 | at Maryland*              | W   | 7-4      |
| 3/15 | at Maryland*              | W   | 4-1      |
| 3/16 | at Maryland*              | W   | 7-6      |
| 3/19 | at NC State*              | L   | 4-5      |
| 3/19 | at NC State*              | L   | 3-10     |
| 3/21 | at Syracuse* (in Atlanta) | L   | 0-1      |
| 3/22 | at Syracuse* (in Atlanta) | L   | 4-5      |
| 3/22 | at Syracuse* (in Atlanta) | W   | 15-3 (5) |
| 3/26 | at Kennesaw State         | L   | 3-8      |
| 4/2  | at #15 Georgia            | L   | 7-9      |
| 4/5  | Virginia Tech*            | L   | 0-7      |
| 4/5  | Virginia Tech*            | L   | 2-5      |
| 4/6  | Virginia Tech*            | L   | 5-6      |
| 4/8  | Georgia State             | L   | 5-10     |
| 4/12 | North Carolina*           | W   | 6-2      |
| 4/12 | North Carolina*           | W   | 9-6      |
| 4/13 | North Carolina*           | L   | 6-15     |
| 4/16 | #13 Georgia               | L   | 1-15 (5) |
| 4/19 | at Pittsburgh*            | L   | 3-4      |
| 4/19 | at Pittsburgh*            | L   | 1-3      |
| 4/20 | at Pittsburgh*            | W   | 7-1      |
| 4/23 | Kennesaw State            | W   | 8-0 (5)  |
| 4/26 | at #6 Florida State*      | L   | 1-5      |
| 4/26 | at #6 Florida State*      | L   | 0-4      |
| 4/27 | at #6 Florida State*      | L   | 0-3      |

|     |                        |   |      |
|-----|------------------------|---|------|
| 5/8 | #4 Florida State (#40) | L | 5-11 |
|-----|------------------------|---|------|

#40 - ACC Tournament, College Park, Md.

34 - Panther Invite, Atlanta, Ga.

64 - GT-KSU Invite, Atlanta, Ga.

## 2015 16-34, 6-18 ACC

| DATE | OPPONENT                 | W/L | SCORE    |
|------|--------------------------|-----|----------|
| 2/6  | Kansas (26)              | L   | 2-4      |
| 2/6  | LIU Brooklyn (26)        | L   | 3-4      |
| 2/7  | Penn State (26)          | L   | 2-3      |
| 2/7  | at Florida Atlantic (26) | L   | 0-2      |
| 2/8  | Arkansas (26)            | L   | 0-2      |
| 2/13 | #7 Michigan (67)         | L   | 0-10 (5) |
| 2/13 | #20 Nebraska (67)        | W   | 11-2 (5) |
| 2/14 | #20 Nebraska (67)        | W   | 10-2 (5) |
| 2/14 | Western Kentucky (67)    | L   | 1-4      |
| 2/15 | #7 Michigan (67)         | L   | 2-10 (5) |
| 2/20 | Mount St. Mary's (68)    | W   | 10-0 (5) |
| 2/20 | Mount St. Mary's (68)    | W   | 12-2 (5) |
| 2/21 | Savannah State (68)      | W   | 15-7 (5) |
| 2/21 | Savannah State (68)      | W   | 18-0 (5) |
| 2/22 | Mount St. Mary's (68)    | W   | 2-0      |
| 2/28 | Louisville*              | L   | 1-6      |
| 2/28 | Louisville*              | L   | 4-5      |
| 3/1  | Louisville*              | L   | 2-15 (6) |
| 3/3  | at Troy                  | L   | 3-4 (11) |
| 3/7  | at Virginia*             | W   | 4-3      |
| 3/7  | at Virginia*             | W   | 7-5      |
| 3/8  | at Virginia*             | W   | 7-1      |
| 3/11 | Jacksonville State       | L   | 1-2      |
| 3/14 | Pittsburgh*              | L   | 2-3      |
| 3/14 | Pittsburgh*              | W   | 9-1 (5)  |
| 3/15 | Pittsburgh*              | L   | 4-7      |
| 3/18 | #8 Georgia               | L   | 0-14 (5) |
| 3/21 | at Notre Dame*           | L   | 1-6      |
| 3/21 | at Notre Dame*           | L   | 0-13 (5) |
| 3/22 | at Notre Dame*           | L   | 0-5      |
| 3/24 | at Georgia State         | L   | 6-7      |
| 3/25 | at #5 Alabama            | L   | 0-11 (6) |
| 3/28 | NC State*                | W   | 5-3      |
| 3/28 | NC State*                | L   | 1-7      |
| 3/29 | NC State*                | L   | 0-10 (5) |
| 4/1  | at Kennesaw State        | W   | 3-0      |
| 4/3  | at #22 Texas A&M         | L   | 0-1      |
| 4/4  | at #22 Texas A&M         | W   | 5-4 (8)  |
| 4/4  | at #22 Texas A&M         | L   | 0-11 (5) |
| 4/8  | at #12 Georgia           | L   | 0-3      |
| 4/11 | at North Carolina*       | L   | 1-12 (5) |
| 4/11 | at North Carolina*       | L   | 0-1      |
| 4/12 | at North Carolina*       | L   | 0-5      |
| 4/15 | at Jacksonville State    | W   | 5-3      |
| 4/18 | at Boston College*       | W   | 10-2 (5) |
| 4/18 | at Boston College*       | L   | 0-1      |
| 4/19 | at Boston College*       | L   | 2-5      |
| 4/25 | #10 Florida State*       | L   | 1-2 (8)  |
| 4/25 | #10 Florida State*       | L   | 2-3      |
| 4/26 | #10 Florida State*       | L   | 1-8      |

26 - Florida Atlantic Worth Invitational, Boca Raton, Fla.

67 - Florida State Unconquered Invitational, Tallahassee, Fla.

68 - GT-GSU Invitational, Atlanta, Ga.

## 2016 22-33, 7-16 ACC

| DATE | OPPONENT                 | W/L | SCORE    |
|------|--------------------------|-----|----------|
| 2/17 | at Georgia State         | L   | 2-3 (12) |
| 2/19 | vs. Ohio State (^69)     | L   | 0-6      |
| 2/20 | vs. Ohio State (^69)     | L   | 3-4 (8)  |
| 2/20 | vs. Purdue (^69)         | L   | 0-3      |
| 2/21 | vs. Purdue (^69)         | L   | 3-4      |
| 2/23 | St. John's               | L   | 4-5 (6)  |
| 2/26 | at UC Santa Barbara (70) | L   | 4-6      |
| 2/26 | vs. Southern Utah (70)   | W   | 5-1      |
| 2/27 | at UC Santa Barbara (70) | L   | 0-4      |
| 2/27 | vs. Southern Utah (70)   | W   | 2-0 (5)  |
| 2/28 | vs. South Carolina (70)  | L   | 1-3      |
| 3/2  | Mercer                   | W   | 2-1      |
| 3/2  | Mercer                   | W   | 4-0      |
| 3/5  | at Louisville*           | L   | 3-12 (5) |
| 3/5  | at Louisville*           | W   | 5-2      |
| 3/6  | at Louisville*           | L   | 4-5      |

## YEAR-BY-YEAR RESULTS

|      |                       |   |          |
|------|-----------------------|---|----------|
| 3/11 | Boston College*       | L | 4-8      |
| 3/12 | Boston College*       | L | 1-4 (11) |
| 3/12 | Boston College*       | L | 0-9 (5)  |
| 3/14 | NC Central            | W | 3-2      |
| 3/15 | NC Central            | W | 7-0      |
| 3/16 | Tennessee State       | W | 6-0      |
| 3/16 | Tennessee State       | W | 5-0      |
| 3/18 | vs. Chattanooga (71)  | W | 3-2      |
| 3/18 | at USF (71)           | L | 0-8 (5)  |
| 3/19 | vs. Hartford (71)     | L | 3-4      |
| 3/19 | vs. LIU Brooklyn (71) | W | 4-0      |
| 3/20 | vs. Northwestern (71) | W | 3-2      |
| 3/23 | at UCF                | L | 0-1      |
| 3/25 | Virginia Tech*        | L | 0-1      |
| 3/26 | Virginia Tech*        | L | 0-5      |
| 3/26 | Virginia Tech*        | W | 1-0      |
| 3/29 | at #9 Georgia         | L | 0-5      |
| 4/2  | at Syracuse*          | L | 7-8 (13) |
| 4/2  | at Syracuse*          | W | 6-4 (8)  |
| 4/6  | Georgia State         | W | 4-3      |
| 4/9  | vs. North Texas (72)  | W | 8-4      |
| 4/9  | at Kansas (72)        | L | 0-10 (5) |
| 4/10 | vs. North Texas (72)  | L | 2-10 (5) |
| 4/10 | at Kansas (72)        | L | 1-12 (5) |
| 4/13 | #10 Georgia           | L | 0-15 (5) |
| 4/16 | at Pittsburgh*        | L | 3-4 (10) |
| 4/16 | at Pittsburgh*        | W | 9-8      |
| 4/17 | at Pittsburgh*        | L | 4-9      |
| 4/20 | Troy                  | W | 2-1      |
| 4/23 | Virginia*             | L | 0-6      |
| 4/23 | Virginia*             | L | 1-13 (5) |
| 4/24 | Virginia*             | W | 8-6 (11) |
| 4/26 | at Kennesaw State     | W | 4-0      |
| 4/30 | at NC State*          | L | 5-7      |
| 4/30 | at NC State*          | W | 7-3      |
| 5/1  | at NC State*          | W | 5-3      |
| 5/7  | North Carolina*       | L | 0-7      |
| 5/8  | North Carolina*       | L | 3-8      |
| 5/8  | North Carolina*       | L | 1-7      |

^69 - ACC/Big Ten Challenge, Atlanta, Ga.  
 70 - Gaucho Classic, Santa Barbara, Calif.  
 71 - Clearwater Spring Break Tournament, Tampa, Fla.  
 72 - Kansas Round Robin, Lawrence, Kan.

| 2017 |                         | 19-34, 8-16 ACC |          |
|------|-------------------------|-----------------|----------|
| DATE | OPPONENT                | W/L             | SCORE    |
| 2/9  | vs. #24 Cal (73)        | L               | 1-8      |
| 2/10 | vs. Illinois (73)       | L               | 1-10     |
| 2/11 | vs. #24 Cal (73)        | L               | 8-10     |
| 2/11 | vs. Illinois (73)       | L               | 2-4      |
| 2/12 | vs. North Carolina (73) | L               | 3-7      |
| 2/15 | at Georgia State        | W               | 8-3      |
| 2/17 | vs. Penn State (^69)    | L               | 2-3      |
| 2/18 | vs. Penn State (^69)    | L               | 3-8      |
| 2/18 | vs. Iowa (^69)          | W               | 3-2      |
| 2/19 | vs. Iowa (^69)          | W               | 6-5      |
| 2/22 | Jacksonville State      | L               | 1-7      |
| 2/24 | vs. Omaha (21)          | W               | 5-1      |
| 2/24 | vs. Omaha (21)          | W               | 2-1 (8)  |
| 2/25 | vs. Radford (21)        | L               | 0-4      |
| 2/25 | vs. Radford (21)        | W               | 3-0      |
| 2/26 | vs. Illinois (21)       | L               | 6-10     |
| 3/3  | at #1 Florida State*    | L               | 0-4      |
| 3/4  | at #1 Florida State*    | L               | 8-13     |
| 3/5  | at #1 Florida State*    | L               | 0-8 (5)  |
| 3/8  | Michigan State          | L               | 3-7      |
| 3/11 | Notre Dame*             | W               | 8-7 (9)  |
| 3/11 | Notre Dame*             | W               | 9-8 (9)  |
| 3/12 | Notre Dame*             | L               | 6-8 (8)  |
| 3/14 | SEMO                    | L               | 1-6      |
| 3/17 | Syracuse*               | W               | 8-7 (10) |
| 3/18 | Syracuse*               | L               | 2-6      |
| 3/19 | Syracuse*               | L               | 5-7 (8)  |
| 3/22 | at North Florida        | L               | 3-5      |
| 3/22 | at North Florida        | L               | 0-8 (6)  |
| 3/25 | North Dakota State      | L               | 6-8 (12) |
| 3/25 | North Dakota State      | W               | 5-4      |
| 3/26 | North Dakota State      | L               | 1-2      |
| 3/29 | Georgia State           | L               | 5-9      |
| 3/31 | at Virginia Tech*       | L               | 5-6 (8)  |

|      |                    |   |          |
|------|--------------------|---|----------|
| 4/1  | at Virginia Tech*  | L | 6-13     |
| 4/2  | at Virginia Tech*  | W | 7-3      |
| 4/7  | NC State*          | W | 7-6 (10) |
| 4/8  | NC State*          | L | 11-12    |
| 4/9  | NC State*          | L | 0-3      |
| 4/12 | at #19 Georgia     | L | 2-7      |
| 4/14 | at Virginia*       | W | 10-5     |
| 4/15 | at Virginia*       | L | 2-3      |
| 4/16 | at Virginia*       | L | 2-4      |
| 4/19 | Georgia Southern   | W | 12-4 (6) |
| 4/22 | at Boston College* | L | 2-6      |
| 4/22 | at Boston College* | L | 2-4      |
| 4/23 | at Boston College* | L | 3-8      |
| 4/25 | at Kennesaw State  | W | 2-1 (12) |
| 4/29 | Samford            | W | 8-0 (5)  |
| 4/29 | Samford            | W | 9-1 (6)  |
| 5/6  | Pittsburgh*        | W | 2-1      |
| 5/7  | Pittsburgh*        | L | 6-7 (9)  |
| 5/8  | Pittsburgh*        | W | 12-2 (5) |

^69 - ACC/Big Ten Challenge, Atlanta, Ga.  
 21 - Georgia Tech Round Robin, Atlanta, Ga.  
 73 - Puerto Rico Classic, San Juan, Puerto Rico

## AILEEN MORALES

Head Coach: 2018-Present

Seasons: 1

Record: 28-26 (.519)

| 2018 |                       | 28-26, 13-11 ACC |          |
|------|-----------------------|------------------|----------|
| DATE | OPPONENT              | W/L              | SCORE    |
| 2/9  | vs. Lipscomb          | L                | 0-1 (8)  |
| 2/9  | vs. Florida A&M       | L                | 6-8      |
| 2/14 | at Georgia State      | L                | 2-5      |
| 2/16 | #22 Nebraska (^69)    | L                | 5-6      |
| 2/16 | Indiana (^69)         | W                | 4-1      |
| 2/17 | #22 Nebraska (^69)    | L                | 3-7      |
| 2/18 | Indiana (^69)         | W                | 4-1      |
| 2/23 | vs. Fairfield (73)    | L                | 3-4      |
| 2/23 | at Campbell (73)      | W                | 6-2      |
| 2/24 | vs. Fairfield (73)    | W                | 13-4 (5) |
| 2/24 | vs. La Salle (73)     | W                | 3-2      |
| 2/25 | at Campbell           | W                | 8-0 (6)  |
| 2/28 | Kennesaw State        | W                | 9-0 (5)  |
| 3/2  | DePaul (21)           | W                | 2-1 (10) |
| 3/2  | DePaul (21)           | L                | 2-8      |
| 3/3  | UConn (21)            | W                | 5-0      |
| 3/3  | UConn (21)            | W                | 3-2      |
| 3/4  | Detroit Mercy (21)    | W                | 8-6      |
| 3/9  | at Virginia*          | W                | 9-5      |
| 3/10 | at Virginia*          | W                | 18-9 (5) |
| 3/10 | at Virginia*          | W                | 8-5      |
| 3/14 | #12 Alabama           | L                | 1-3      |
| 3/16 | NC State*             | W                | 3-0      |
| 3/17 | NC State*             | L                | 2-4      |
| 3/18 | NC State*             | W                | 5-0      |
| 3/23 | vs. Pacific (74)      | W                | 8-6      |
| 3/23 | at CSUN (74)          | L                | 1-6      |
| 3/24 | vs. Cal Poly (74)     | W                | 2-1      |
| 3/24 | vs. Santa Clara (74)  | W                | 11-0 (5) |
| 3/25 | vs. Santa Clara (74)  | L                | 6-7 (7)  |
| 3/28 | Georgia State         | L                | 2-3      |
| 3/30 | #14 Florida State*    | L                | 2-13 (5) |
| 3/31 | #14 Florida State*    | L                | 2-4      |
| 4/1  | #14 Florida State*    | L                | 3-11 (6) |
| 4/4  | #5 Georgia            | L                | 0-1      |
| 4/6  | at Duke*              | L                | 1-2 (8)  |
| 4/6  | at Duke*              | W                | 4-3      |
| 4/8  | at Duke*              | W                | 5-3      |
| 4/11 | at Kennesaw State     | L                | 0-1 (10) |
| 4/13 | at Pittsburgh*        | L                | 4-2      |
| 4/13 | at Pittsburgh*        | W                | 8-6      |
| 4/14 | at Pittsburgh*        | L                | 2-6      |
| 4/18 | Presbyterian          | W                | 5-1      |
| 4/20 | North Carolina*       | L                | 2-4      |
| 4/21 | North Carolina*       | W                | 5-2      |
| 4/21 | North Carolina*       | W                | 6-5      |
| 4/24 | at Jacksonville State | L                | 1-2 (9)  |

|      |                    |   |          |
|------|--------------------|---|----------|
| 4/27 | Virginia Tech*     | W | 3-2      |
| 4/28 | Virginia Tech*     | L | 1-5      |
| 4/29 | Virginia Tech*     | W | 3-0      |
| 5/4  | at Boston College* | L | 6-8 (10) |
| 5/5  | at Boston College* | W | 6-0      |
| 5/5  | at Boston College* | L | 3-4      |
| 5/10 | North Carolina #   | L | 1-6      |

^69 - ACC/Big Ten Challenge, Atlanta, Ga.  
 73 - Camel Stampede, Buies Creek, N.C.  
 21 - Georgia Tech Round Robin, Atlanta, Ga.  
 74 - Matador Classic, Northridge, Calif.  
 # - ACC Tournament, Atlanta, Ga.

OVERALL RECORD: 996-787-2 (.558), 32 Years



# YEAR-BY-YEAR RESULTS

## TOURNAMENT CODES

| #   | TOURNAMENT                         | LOCATION               |
|-----|------------------------------------|------------------------|
| 2   | Columbus Invitational              | Columbus, Ga.          |
| 3   | Southern Invitational              | Birmingham, Ala.       |
| 4   | Furman Spring Fling                | Greenville, S.C.       |
| 5   | Tar Heel Invitational              | Chapel Hill, N.C.      |
| #6  | ACC Tournament                     | Tallahassee, Fla.      |
| 7   | Louisiana Classic                  | Lafayette, La.         |
| 8   | S.C. Round Robin Classic           | Columbia, S.C.         |
| 9   | Winthrop Invitational              | Rock Hill, S.C.        |
| 10  | Buzz Classic                       | Marietta, Ga.          |
| 11  | Single Game                        | Chattanooga, Tenn.     |
| 12  | Georgia State Tournament           | Atlanta, Ga.           |
| 13  | UTC Invite                         | Chattanooga, Tenn.     |
| 14  | East Carolina Tournament           | Greenville, N.C.       |
| 15  | Samford Spring Invitational        | Birmingham, Ala.       |
| #16 | ACC Tournament                     | Raleigh, N.C.          |
| 17  | Triangle Tournament                | Raleigh, N.C.          |
| #18 | ACC Tournament                     | Marietta, Ga.          |
| 19  | Ole Miss Rebel Classic             | Oxford, Miss.          |
| 20  | USF Tournament                     | Tampa, Fla.            |
| 21  | Georgia Tech Round Robin           | Atlanta, Ga.           |
| 22  | Bama Bash                          | Tuscaloosa, Ala.       |
| 23  | National Invitational              | San Jose, Calif.       |
| 24  | Mardi Gras Classic                 | Monroe, La.            |
| 25  | Speedline Invitational             | Tampa, Fla.            |
| 26  | FAU Worth Invitational             | Boca Raton, Fla.       |
| 27  | LSU Purple & Gold Challenge        | Baton Rouge, La.       |
| 28  | National Invitational              | Pleasanton, Calif.     |
| 29  | Gamecock Invitational              | Columbia, S.C.         |
| 30  | Cox Communications Classic         | Gainesville, Fla.      |
| 31  | Georgia State Invitational         | Decatur, Ga.           |
| 32  | National Invitational              | Sunnyvale, Calif.      |
| !33 | NCAA Tournament                    | Tuscaloosa, Ala.       |
| 34  | Lady Panther Invite                | Panthersville, Ga.     |
| 35  | NFCA Leadoff Classic               | Columbus, Ga.          |
| 36  | Hillenbrand Invitational           | Tucson, Ariz.          |
| !37 | NCAA Tournament                    | Athens, Ga.            |
| 38  | Yellow Jacket Invitational         | Atlanta, Ga.           |
| 39  | UCF Tournament                     | Orlando, Fla.          |
| #40 | ACC Tournament                     | College Park, Md.      |
| 41  | USF adidas Invitational            | Clearwater, Fla.       |
| #42 | ACC Tournament                     | Chapel Hill, N.C.      |
| 43  | KSU Invitational                   | Kennesaw, Ga.          |
| 44  | Buzz Classic                       | Woodstock, Ga.         |
| !45 | NCAA Tournament                    | Gainesville, Fla.      |
| 46  | Georgia St. 1st Pitch Classic      | Panthersville, Ga.     |
| 47  | Hamton Inn Crimson Classic         | Tuscaloosa, Ala.       |
| 48  | USF Louisville Slugger Tournament  | Tampa, Fla.            |
| 49  | Mercer Spring Break Tournament     | Macon, Ga.             |
| 50  | Lipton Invitational                | Gainesville, Fla.      |
| 51  | Cathedral City Classic             | Cathedral City, Calif. |
| 52  | USF DeMarini Tournament            | Clearwater, Fla.       |
| 53  | Louisville Slugger Desert Classic  | Las Vegas, Nev.        |
| 54  | Springhill Suites Buckhead Classic | Atlanta, Ga.           |
| #55 | ACC Tournament                     | Blacksburg, Va.        |
| 56  | NTC Elite Tournament               | Clermont, Fla.         |
| 57  | Felsberg Memorial Tournament       | Miami, Fla.            |
| 58  | Single Game                        | Kennesaw, Ga.          |
| 59  | Chanticleer Challenge              | Myrtle Beach, S.C.     |
| !60 | NCAA Tournament                    | Knoxville, Tenn.       |
| 61  | Kajikawa Classic                   | Tempe, Ariz.           |
| 62  | ACC/SEC/Big 12 Challenge           | Auburn, Ala.           |
| 63  | NFCA Leadoff Classic               | Clearwater, Fla.       |
| 64  | GT-KSU Invite                      | Atlanta, Ga.           |
| 65  | GT Classic                         | Atlanta, Ga.           |
| 66  | Citrus Classic                     | Orlando, Fla.          |
| 67  | FSU Unconquered Invite             | Tallahassee, Fla.      |
| 68  | GT-GSU Invite                      | Atlanta, Ga.           |
| ^69 | ACC/BigTen Challenge               | Atlanta, Ga.           |
| 70  | Gaucho Classic                     | Santa Barbara, Calif.  |
| 71  | Clearwater Spring Break Tournament | Tampa, Fla.            |
| 72  | Kansas Round Robin                 | Lawrence, Kan.         |
| 73  | Camel Stampede                     | Buies Creek, N.C.      |
| 74  | Matador Clasic                     | Northridge, Calif.     |



## YEAR-BY-YEAR RESULTS

## ALL-TIME ACC TOURNAMENT RECORD

**BOSTON COLLEGE (3-0/1.000)**

|           |    |            |
|-----------|----|------------|
| 5/12/2006 | n% | W, 7-3     |
| 5/11/2007 | n! | W, 4-0     |
| 5/14/2010 | n& | W, 8-0 (5) |

**FLORIDA STATE (6-13/.315)**

|           |     |             |
|-----------|-----|-------------|
| 4/17/1992 | a!  | L, 0-6      |
| 4/16/1993 | a!  | L, 0-12     |
| 4/17/1993 | a!  | L, 0-11     |
| 4/22/1994 | a!  | L, 1-2      |
| 4/21/1995 | a!  | L, 1-2      |
| 4/22/1995 | a!  | L, 2-5      |
| 4/19/1996 | n@  | L, 4-5      |
| 5/11/2002 | a!  | W, 2-0      |
| 5/10/2003 | a!  | L, 3-5      |
| 5/14/2004 | a!  | L, 2-3      |
| 5/16/2004 | a!  | L, 1-3      |
| 5/11/2006 | n%  | L, 1-10 (5) |
| 5/13/2006 | n%  | W, 4-3      |
| 5/13/2006 | n%  | L, 4-7      |
| 5/12/2007 | a!  | W, 7-3      |
| 5/10/2009 | n@  | W, 3-1      |
| 5/16/2010 | n&  | W, 8-4      |
| 5/11/2012 | n%  | W, 9-1      |
| 5/8/2014  | a\$ | L, 5-11     |

**MARYLAND (3-5/.375)**

|           |    |            |
|-----------|----|------------|
| 4/19/1997 | n# | L, 0-9 (6) |
| 4/24/1998 | n! | L, 0-4     |
| 5/15/1999 | n! | L, 0-7     |
| 4/30/2000 | n! | L, 1-2     |
| 5/11/2001 | n@ | L, 0-1     |
| 5/10/2002 | n! | W, 1-0 (9) |
| 5/15/2004 | n! | W, 6-4     |
| 5/10/2007 | n! | W, 5-1     |

**NORTH CAROLINA (7-3/.700)**

|           |    |            |
|-----------|----|------------|
| 4/16/1993 | n! | W, 3-2     |
| 4/22/1994 | n! | L, 0-4     |
| 4/17/1997 | n# | L, 7-8     |
| 4/19/1997 | n# | W, 3-2 (8) |
| 5/15/1999 | n! | W, 6-2     |
| 5/12/2002 | n! | W, 6-2     |
| 5/9/2003  | n! | W, 3-1     |
| 5/15/2004 | n! | W, 4-0     |
| 5/15/2010 | n& | W, 8-0 (5) |
| 5/9/2013  | n! | L, 2-6     |
| 5/10/2018 | h  | L, 1-6     |

**NC STATE (2-1/.667)**

|           |     |        |
|-----------|-----|--------|
| 5/14/2004 | n!  | W, 2-1 |
| 5/12/2005 | n\$ | W, 2-0 |
| 5/8/2008  | n\$ | L, 0-1 |

**VIRGINIA (9-8/.529)**

|           |     |             |
|-----------|-----|-------------|
| 4/17/1990 | n!  | L, 3-10     |
| 4/21/1995 | n!  | W, 3-1      |
| 4/22/1995 | n!  | W, 7-4      |
| 4/19/1996 | n@  | L, 2-3      |
| 4/18/1997 | n#  | W, 7-2      |
| 4/23/1998 | n!  | L, 1-3      |
| 5/14/1999 | n!  | L, 0-4      |
| 4/29/2000 | n!  | L, 6-7 (9)  |
| 5/12/2001 | n@  | L, 2-3      |
| 5/10/2003 | n!  | L, 3-4      |
| 5/15/2004 | n!  | W, 4-1      |
| 5/14/2005 | n\$ | W, 3-0      |
| 5/12/2006 | n%  | W, 11-2 (5) |
| 5/9/2008  | n\$ | W, 5-3      |
| 5/8/2009  | n@  | W, 7-0      |
| 5/13/2011 | h   | L, 6-0      |
| 5/10/2012 | n%  | W, 6-4      |

**VIRGINIA TECH (3-1/.750)**

|           |     |            |
|-----------|-----|------------|
| 5/15/2005 | n\$ | W, 1-0     |
| 5/13/2007 | n!  | L, 0-2     |
| 5/9/2009  | n@  | W, 14-4    |
| 5/12/2012 | n%  | W, 9-1 (5) |

! – at Tallahassee, Fla.

@ – at Raleigh, N.C.

# – at Marietta, Ga.

\$ – at College Park, Md.

% – at Chapel Hill, N.C.

&amp; – in Blacksburg, Va.

## ALL-TIME NCAA TOURNAMENT RECORD

**2002 - TALLAHASSEE, FLA. (#5 SEED)**

|      |                  |            |
|------|------------------|------------|
| 5/16 | #2 Alabama       | W, 3-1 (9) |
| 5/17 | #3 Florida State | W, 2-0     |
| 5/18 | #6 Chattanooga   | W, 3-0     |
| 5/19 | #3 Florida State | L, 2-3 (9) |
| 5/19 | #3 Florida State | L, 1-6     |

**2003 - TUSCALOOSA, ALA. (#5 SEED)**

|      |                  |            |
|------|------------------|------------|
| 5/15 | #4 Illinois      | L, 3-5     |
| 5/15 | #8 Southern      | W, 9-0 (5) |
| 5/16 | #1 Stanford      | W, 2-1 (9) |
| 5/16 | #6 Massachusetts | L, 0-2     |

**2004 - ATHENS, GA. (#3 SEED)**

|      |                  |            |
|------|------------------|------------|
| 5/20 | #6 Massachusetts | W, 2-0     |
| 5/21 | #2 Georgia       | W, 3-2     |
| 5/22 | #1 Stanford      | L, 0-2     |
| 5/22 | #2 Georgia       | L, 1-9 (6) |

**2005 - ATHENS, GA. (#3 SEED)**

|      |            |            |
|------|------------|------------|
| 5/20 | #2 Kansas  | W, 3-1 (9) |
| 5/21 | #1 Georgia | L, 1-8     |
| 5/21 | #2 Kansas  | W, 5-2     |
| 5/22 | #1 Georgia | L, 1-2     |

**2006 - TUSCALOOSA, ALA. (#2 SEED)**

|      |                |         |
|------|----------------|---------|
| 5/19 | #3 Florida A&M | W, 9-3  |
| 5/20 | #1 Alabama     | L, 5-8  |
| 5/20 | #3 Florida A&M | W, 10-7 |
| 5/21 | #1 Alabama     | L, 2-7  |

**2007 - GAINESVILLE, FLA. (#2 SEED)**

|      |            |            |
|------|------------|------------|
| 5/18 | #3 Texas   | W, 3-2     |
| 5/19 | #1 Florida | L, 0-8 (5) |
| 5/19 | #3 Texas   | L, 2-4     |

**2008 - GAINESVILLE, FLA. (#4 SEED)**

|      |                  |        |
|------|------------------|--------|
| 5/16 | #1 Florida       | L, 2-7 |
| 5/17 | #2 South Florida | W, 9-2 |
| 5/17 | #3 UCF           | L, 1-7 |

**2009 - ATLANTA, GA. (#1 SEED; #14 NATIONAL)**

|      |                      |        |
|------|----------------------|--------|
| 5/15 | #4 Boston University | W, 5-1 |
| 5/16 | #3 Auburn            | W, 4-1 |
| 5/17 | #4 Boston University | W, 7-2 |

**2009 - ATLANTA, GA. (SUPER REGIONAL)**

|      |               |        |
|------|---------------|--------|
| 5/23 | #3 Washington | L, 1-7 |
| 5/24 | #3 Washington | L, 0-7 |

**2010 - ATLANTA, GA. (#1 SEED; #8 NATIONAL)**

|      |                       |             |
|------|-----------------------|-------------|
| 5/21 | #4 Jacksonville State | W, 5-3      |
| 5/22 | #2 Oregon             | L, 11-2 (5) |
| 5/22 | #3 Auburn             | W, 4-1      |
| 5/23 | #2 Oregon             | L, 4-3 (8)  |

**2011 - KNOXVILLE, TENN. (#2 SEED)**

|      |                   |        |
|------|-------------------|--------|
| 5/20 | #3 Oklahoma State | L, 2-1 |
| 5/21 | #4 Liberty        | W, 4-3 |
| 5/21 | #1 Tennessee      | L, 7-0 |

**2012 - TUSCALOOSA, ALA. (#2 SEED)**

|      |                  |        |
|------|------------------|--------|
| 5/18 | #3 South Alabama | L, 4-3 |
|------|------------------|--------|

|      |                  |             |
|------|------------------|-------------|
| 5/19 | #4 UT-Martin     | W, 9-1      |
| 5/19 | #3 South Alabama | L, 10-1 (5) |

Note: In 2005, NCAA switched from eight-team regionals to four.

**OVERALL: 19-19 (.500)**

|                       |            |
|-----------------------|------------|
| In Tallahassee, Fla.: | 3-2 (.600) |
| In Tuscaloosa, Ala.:  | 5-6 (.455) |
| In Athens, Ga.:       | 4-4 (.500) |
| In Gainesville, Fla.: | 2-4 (.333) |
| In Atlanta, Ga.:      | 5-4 (.555) |
| In Knoxville, Tenn.:  | 1-2 (.333) |

**IN REGIONAL PLAY:**

|                                 |     |
|---------------------------------|-----|
| vs #1 seed:                     | 1-8 |
| vs #2 seed:                     | 5-3 |
| vs #3 seed:                     | 6-9 |
| vs #4 seed:                     | 5-1 |
| vs #6 seed:                     | 2-1 |
| vs #8 seed:                     | 1-0 |
| As National Seed (2009 & 2010): | 5-4 |

# SERIES HISTORY

## AKRON

### GT TRAILS 1-2

| DATE    | LOCATION        | W/L | SCORE |
|---------|-----------------|-----|-------|
| 3/27/93 | Rock Hill, S.C. | L   | 2-4   |
| 3/25/95 | Rock Hill, S.C. | L   | 3-7   |
| 2/20/00 | Raleigh, N.C.   | W   | 6-1   |

### SERIES

Home: 0-0, Away: 0-0, Neutral: 1-2

## ALABAMA

### GT TRAILS 3-15

| DATE    | LOCATION          | W/L | SCORE    |
|---------|-------------------|-----|----------|
| 4/20/98 | Tuscaloosa, Ala.  | L   | 1-7      |
| 4/20/98 | Tuscaloosa, Ala.  | L   | 2-10 (6) |
| 2/25/00 | Tuscaloosa, Ala.  | L   | 3-9      |
| 5/16/02 | Tallahassee, Fla. | W   | 3-1 (10) |
| 4/26/03 | Tuscaloosa, Ala.  | L   | 2-3      |
| 4/26/03 | Tuscaloosa, Ala.  | W   | 2-1      |
| 4/13/04 | Atlanta, Ga.      | W   | 1-0      |
| 2/24/06 | Columbus, Ga.     | L   | 2-3      |
| 5/20/06 | Tuscaloosa, Ala.  | L   | 5-8      |
| 5/21/06 | Tuscaloosa, Ala.  | L   | 2-7      |
| 2/14/08 | Tuscaloosa, Ala.  | L   | 0-6      |
| 2/16/08 | Tuscaloosa, Ala.  | L   | 5-9      |
| 4/22/09 | Atlanta, Ga.      | L   | 0-8 (5)  |
| 4/22/09 | Atlanta, Ga.      | L   | 0-10 (6) |
| 4/28/10 | Tuscaloosa, Ala.  | L   | 1-13 (5) |
| 2/17/12 | Auburn, Ala.      | L   | 9-12     |
| 3/25/15 | Tuscaloosa, Ala.  | L   | 0-11 (6) |
| 3/14/18 | Atlanta, Ga.      | L   | 1-3      |

### SERIES

Home: 1-3, Away: 1-10, Neutral: 1-2

## ALABAMA A&M

### GT LEADS 1-0

| DATE   | LOCATION         | W/L | SCORE |
|--------|------------------|-----|-------|
| 4/6/05 | Montgomery, Ala. | W   | 5-1   |

### SERIES

Home: 0-0, Away: 0-0, Neutral: 1-0

## ARIZONA

### GT TRAILS 1-2

| DATE    | LOCATION         | W/L | SCORE    |
|---------|------------------|-----|----------|
| 2/26/00 | Tuscaloosa, Ala. | L   | 0-12 (5) |
| 3/6/04  | Tucson, Ariz.    | L   | 0-2      |
| 2/10/12 | Tempe, Ariz.     | W   | 2-1      |

### SERIES

Home: 0-0, Away: 0-1, Neutral: 1-1

## ARIZONA STATE

### GT TRAILS 0-1

| DATE   | LOCATION           | W/L | SCORE |
|--------|--------------------|-----|-------|
| 3/9/02 | Pleasanton, Calif. | L   | 4-5   |

### SERIES

Home: 0-0, Away: 0-0, Neutral: 0-1

## ARKANSAS

### SERIES TIED 3-3

| DATE    | LOCATION           | W/L | SCORE    |
|---------|--------------------|-----|----------|
| 2/17/01 | Monroe, La.        | L   | 2-3      |
| 3/21/01 | Atlanta, Ga.       | W   | 4-0      |
| 3/18/03 | Fayetteville, Ark. | W   | 3-2      |
| 3/18/03 | Fayetteville, Ark. | L   | 2-3      |
| 2/27/10 | Columbus, Ga.      | W   | 11-2 (5) |
| 2/8/15  | Boca Raton, Fla.   | L   | 0-2      |

### SERIES

Home: 1-0, Away: 1-1, Neutral: 1-2

## AUBURN

### GT LEADS 6-5

| DATE    | LOCATION      | W/L | SCORE   |
|---------|---------------|-----|---------|
| 3/29/97 | Marietta, Ga. | W   | 4-0     |
| 2/15/00 | Auburn, Ala.  | L   | 1-3     |
| 4/11/00 | Atlanta, Ga.  | W   | 4-3 (8) |
| 3/19/02 | Auburn, Ala.  | L   | 1-9 (6) |
| 3/19/02 | Auburn, Ala.  | W   | 2-1     |
| 4/23/03 | Auburn, Ala.  | L   | 0-2     |
| 5/2/03  | Atlanta, Ga.  | W   | 2-0     |
| 2/29/08 | Columbus, Ga. | L   | 2-3     |
| 5/16/09 | Atlanta, Ga.  | W   | 4-1     |
| 5/22/10 | Atlanta, Ga.  | W   | 4-1     |
| 2/19/12 | Auburn, Ala.  | L   | 5-12    |

### SERIES

Home: 4-0, Away: 1-4, Neutral: 1-1

## AUGUSTA STATE

### GT LEADS 2-0

| DATE   | LOCATION     | W/L | SCORE    |
|--------|--------------|-----|----------|
| 4/3/91 | Atlanta, Ga. | W   | 10-5 (5) |
| 4/3/91 | Atlanta, Ga. | W   | 5-2      |

### SERIES

Home: 2-0, Away: 0-0, Neutral: 0-0

## AUSTIN PEAY

### GT LEADS 3-1

| DATE    | LOCATION         | W/L | SCORE    |
|---------|------------------|-----|----------|
| 3/30/90 | Birmingham, Ala. | L   | 1-5      |
| 4/6/91  | Greenville, S.C. | W   | 6-1      |
| 3/19/04 | Marietta, Ga.    | W   | 3-1      |
| 3/4/06  | Marietta, Ga.    | W   | 14-6 (6) |

### SERIES

Home: 0-0, Away: 0-0, Neutral: 3-1

## BALL STATE

### GT LEADS 2-0

| DATE    | LOCATION     | W/L | SCORE |
|---------|--------------|-----|-------|
| 3/17/04 | Atlanta, Ga. | W   | 2-1   |
| 3/17/04 | Atlanta, Ga. | W   | 6-0   |

### SERIES

Home: 2-0, Away: 0-0, Neutral: 0-0

## BAPTIST

### GT TRAILS 1-3

| DATE    | LOCATION     | W/L | SCORE |
|---------|--------------|-----|-------|
| 3/12/88 | Atlanta, Ga. | L   | 1-12  |
| 3/2/89  | Atlanta, Ga. | L   | 1-2   |
| 3/9/90  | Atlanta, Ga. | W   | 2-0   |
| 3/9/90  | Atlanta, Ga. | L   | 1-3   |

### SERIES

Home: 0-0, Away: 0-0, Neutral: 1-3

## BAYLOR

### GT LEADS 2-0

| DATE    | LOCATION      | W/L | SCORE   |
|---------|---------------|-----|---------|
| 3/21/06 | Waco, Texas   | W   | 8-0 (5) |
| 2/23/07 | Columbus, Ga. | W   | 10-7    |

### SERIES

Home: 0-0, Away: 1-0, Neutral: 1-0

## BELMONT

### GT LEADS 1-0

| DATE    | LOCATION     | W/L | SCORE    |
|---------|--------------|-----|----------|
| 3/13/11 | Atlanta, Ga. | W   | 12-2 (5) |

### SERIES

Home: 1-0, Away: 0-0, Neutral: 0-0

## BETHUNE COOKMAN

### GT LEADS 4-0

| DATE    | LOCATION            | W/L | SCORE   |
|---------|---------------------|-----|---------|
| 3/20/96 | Daytona Beach, Fla. | W   | 8-0     |
| 3/20/96 | Daytona Beach, Fla. | W   | 5-1     |
| 2/12/05 | Boca Raton, Fla.    | W   | 4-0     |
| 2/13/05 | Boca Raton, Fla.    | W   | 2-1 (8) |

### SERIES

Home: 0-0, Away: 0-0, Neutral: 4-0

## BOSTON COLLEGE

### GT LEADS 31-14

| DATE    | LOCATION             | W/L | SCORE    |
|---------|----------------------|-----|----------|
| 2/8/03  | Columbia, S.C.       | W   | 7-4      |
| 2/9/03  | Columbia, S.C.       | W   | 2-1 (8)  |
| 2/11/05 | Boca Raton, Fla.     | W   | 6-2      |
| 4/15/06 | Atlanta, Ga.         | W   | 12-11    |
| 4/15/06 | Atlanta, Ga.         | W   | 10-4     |
| 4/16/06 | Atlanta, Ga.         | W   | 15-7 (5) |
| 5/12/06 | Chapel Hill, N.C.    | W   | 7-3      |
| 4/21/07 | Chestnut Hill, Mass. | W   | 4-3      |
| 4/21/07 | Chestnut Hill, Mass. | W   | 6-3      |
| 4/22/07 | Chestnut Hill, Mass. | W   | 12-0 (5) |
| 5/11/07 | Tallahassee, Fla.    | W   | 4-0      |
| 4/19/08 | Atlanta, Ga.         | W   | 9-1 (6)  |
| 4/19/08 | Atlanta, Ga.         | L   | 2-3      |
| 4/20/08 | Atlanta, Ga.         | W   | 7-6      |
| 4/4/09  | Chestnut Hill, Mass. | L   | 0-1      |
| 4/4/09  | Chestnut Hill, Mass. | W   | 12-1 (5) |
| 4/5/09  | Chestnut Hill, Mass. | W   | 7-3      |
| 4/17/10 | Atlanta, Ga.         | W   | 9-0 (5)  |
| 4/17/10 | Atlanta, Ga.         | W   | 11-3 (5) |
| 4/18/10 | Atlanta, Ga.         | W   | 4-0      |
| 5/14/10 | Blacksburg, Va.      | W   | 8-0 (5)  |
| 4/30/11 | Chestnut Hill, Mass. | W   | 2-1      |
| 4/30/11 | Chestnut Hill, Mass. | W   | 11-2 (5) |
| 5/1/11  | Chestnut Hill, Mass. | W   | 9-7      |
| 3/17/12 | Atlanta, Ga.         | W   | 8-0 (5)  |
| 3/17/12 | Atlanta, Ga.         | W   | 9-4      |
| 3/18/12 | Atlanta, Ga.         | W   | 4-0      |
| 5/4/13  | Chestnut Hill, Mass. | W   | 12-3 (6) |
| 5/4/13  | Chestnut Hill, Mass. | W   | 10-5     |
| 5/5/13  | Chestnut Hill, Mass. | W   | 12-3     |
| 3/1/14  | Atlanta, Ga.         | W   | 6-1      |
| 3/1/14  | Atlanta, Ga.         | L   | 3-13 (5) |
| 3/2/14  | Atlanta, Ga.         | L   | 2-6      |
| 4/18/15 | Chestnut Hill, Mass. | W   | 10-2 (5) |
| 4/18/15 | Chestnut Hill, Mass. | L   | 0-1      |
| 4/19/15 | Chestnut Hill, Mass. | L   | 2-5      |
| 3/11/16 | Atlanta, Ga.         | L   | 4-8      |
| 3/12/16 | Atlanta, Ga.         | L   | 1-4 (11) |
| 3/12/16 | Atlanta, Ga.         | L   | 0-9 (5)  |
| 4/22/17 | Chestnut Hill, Mass. | L   | 2-6      |
| 4/22/17 | Chestnut Hill, Mass. | L   | 2-4      |
| 4/23/17 | Chestnut Hill, Mass. | L   | 3-8      |
| 5/4/18  | Chestnut Hill, Mass. | L   | 6-8 (10) |
| 5/5/18  | Chestnut Hill, Mass. | W   | 6-0      |
| 5/5/18  | Chestnut Hill, Mass. | L   | 3-4      |

### SERIES

Home: 12-6, Away: 13-8, Neutral: 6-0

## BOSTON UNIVERSITY

### GT LEADS 4-1

| DATE    | LOCATION         | W/L | SCORE    |
|---------|------------------|-----|----------|
| 3/8/01  | Tampa, Fla.      | L   | 0-1 (8)  |
| 3/9/05  | Atlanta, Ga.     | W   | 12-0 (5) |
| 3/10/06 | Clearwater, Fla. | W   | 9-1 (5)  |
| 5/15/09 | Atlanta, Ga.     | W   | 5-1      |
| 5/17/09 | Atlanta, Ga.     | W   | 7-2      |

### SERIES

Home: 3-0, Away: 0-0, Neutral: 1-1

## BOWLING GREEN ST.

### GT LEADS 2-0

| DATE    | LOCATION     | W/L | SCORE    |
|---------|--------------|-----|----------|
| 3/11/11 | Atlanta, Ga. | W   | 10-0 (5) |
| 2/16/14 | Atlanta, Ga. | W   | 3-0      |

### SERIES

Home: 2-0, Away: 0-0, Neutral: 0-0

## BRADLEY

### SERIES TIED 1-1

| DATE   | LOCATION      | W/L | SCORE   |
|--------|---------------|-----|---------|
| 4/1/95 | Marietta, Ga. | L   | 0-3     |
| 3/1/03 | Decatur, Ga.  | W   | 8-0 (5) |

### SERIES

Home: 0-0, Away: 0-0, Neutral: 1-1

## BROWN

### GT TRAILS 0-1

| DATE    | LOCATION     | W/L | SCORE |
|---------|--------------|-----|-------|
| 3/29/00 | Atlanta, Ga. | L   | 3-5   |

### SERIES

Home: 0-1, Away: 0-0, Neutral: 0-0

## BUTLER

### GT LEADS 1-0

| DATE   | LOCATION     | W/L | SCORE    |
|--------|--------------|-----|----------|
| 2/8/13 | Atlanta, Ga. | W   | 24-4 (5) |

### SERIES

Home: 1-0, Away: 0-0, Neutral: 0-0

## BYU

### GT LEADS 1-0

| DATE    | LOCATION        | W/L | SCORE    |
|---------|-----------------|-----|----------|
| 2/19/10 | Las Vegas, Nev. | W   | 10-9 (8) |

### SERIES

Home: 0-0, Away: 0-0, Neutral: 1-0

## CALIFORNIA

### GT TRAILS 0-5

| DATE    | LOCATION               | W/L | SCORE   |
|---------|------------------------|-----|---------|
| 3/8/03  | Sunnyvale, Calif.      | L   | 0-1     |
| 2/21/10 | Las Vegas, Nev.        | L   | 1-4     |
| 2/22/13 | Cathedral City, Calif. | L   | 0-8 (6) |
| 2/9/17  | San Juan, Puerto Rico  | L   | 1-8     |
| 2/11/17 | San Juan, Puerto Rico  | L   | 8-10    |

### SERIES

Home: 0-0, Away: 0-0, Neutral: 0-5

## CAL POLY

### GT LEADS 2-1

| DATE    | LOCATION               | W/L | SCORE |
|---------|------------------------|-----|-------|
| 2/21/09 | Cathedral City, Calif. | L   | 0-2   |
| 2/11/12 | Tempe, Ariz.           | W   | 8-5   |
| 3/24/18 | Northridge, Calif.     | W   | 2-1   |

### SERIES

Home: 0-0, Away: 0-0, Neutral: 2-1

## CAMPBELL

### GT LEADS 5-1

| DATE    | LOCATION     | W/L | SCORE |
|---------|--------------|-----|-------|
| 2/25/91 | Atlanta, Ga. | W   | 6-0   |

## SERIES HISTORY

|         |                   |   |          |
|---------|-------------------|---|----------|
| 2/25/91 | Atlanta, Ga.      | W | 3-0      |
| 2/20/98 | Chapel Hill, N.C. | L | 1-3      |
| 3/2/01  | Atlanta, Ga.      | W | 12-2 (5) |
| 2/23/18 | Buies Creek, N.C. | W | 6-2      |
| 2/25/18 | Buies Creek, N.C. | W | 8-2 (6)  |

## SERIES

Home: 3-0, Away: 2-0, Neutral: 0-1

## CANISIUS

## GT LEADS 3-2

| DATE    | LOCATION         | W/L | SCORE   |
|---------|------------------|-----|---------|
| 4/4/94  | Atlanta, Ga.     | W   | 8-0 (6) |
| 4/4/94  | Atlanta, Ga.     | L   | 1-4     |
| 3/29/97 | Marietta, Ga.    | W   | 5-4     |
| 3/28/99 | Marietta, Ga.    | L   | 1-2 (8) |
| 2/13/10 | Clearwater, Fla. | W   | 9-0 (5) |

## SERIES

Home: 1-1, Away: 0-0, Neutral: 2-1

## CENTENARY

## SERIES TIED 1-1

| DATE    | LOCATION           | W/L | SCORE |
|---------|--------------------|-----|-------|
| 4/17/94 | Chattanooga, Tenn. | L   | 1-2   |
| 3/3/07  | Woodstock, Ga.     | W   | 8-1   |

## SERIES

Home: 0-0, Away: 0-0, Neutral: 1-1

## CENTRAL MICHIGAN

## GT TRAILS 0-1

| DATE    | LOCATION         | W/L | SCORE |
|---------|------------------|-----|-------|
| 3/11/00 | San Jose, Calif. | L   | 2-3   |

## SERIES

Home: 0-0, Away: 0-0, Neutral: 0-1

## CHARLESTON SOUTHERN

## GT LEADS 4-2

| DATE    | LOCATION      | W/L | SCORE    |
|---------|---------------|-----|----------|
| 3/8/91  | Atlanta, Ga.  | W   | 3-2      |
| 3/8/91  | Atlanta, Ga.  | L   | 5-7      |
| 3/6/92  | Atlanta, Ga.  | L   | 0-2      |
| 3/6/92  | Atlanta, Ga.  | W   | 2-0      |
| 3/23/02 | Marietta, Ga. | W   | 6-2      |
| 3/18/05 | Orlando, Fla. | W   | 14-2 (6) |

## SERIES

Home: 2-2, Away: 0-0, Neutral: 2-0

## CHATTANOOGA

## GT LEADS 17-5

| DATE    | LOCATION           | W/L | SCORE   |
|---------|--------------------|-----|---------|
| 4/25/95 | Chattanooga, Tenn. | L   | 2-3     |
| 4/25/95 | Chattanooga, Tenn. | W   | 5-1     |
| 4/17/01 | Chattanooga, Tenn. | L   | 1-3     |
| 4/17/01 | Chattanooga, Tenn. | L   | 1-2     |
| 4/10/02 | Atlanta, Ga.       | W   | 5-1     |
| 4/10/02 | Atlanta, Ga.       | W   | 2-0     |
| 5/18/02 | Tallahassee, Fla.  | W   | 3-0     |
| 2/11/03 | Chattanooga, Tenn. | W   | 2-0     |
| 2/11/03 | Chattanooga, Tenn. | L   | 0-2     |
| 2/5/05  | Atlanta, Ga.       | W   | 6-0     |
| 2/5/05  | Atlanta, Ga.       | W   | 8-0 (5) |
| 3/30/05 | Chattanooga, Tenn. | L   | 0-1     |
| 3/30/05 | Chattanooga, Tenn. | W   | 7-1     |
| 2/15/06 | Atlanta, Ga.       | W   | 7-2     |
| 2/15/06 | Atlanta, Ga.       | W   | 7-1     |
| 4/5/06  | Chattanooga, Tenn. | W   | 11-7    |
| 4/5/06  | Chattanooga, Tenn. | W   | 7-6     |
| 2/28/07 | Atlanta, Ga.       | W   | 8-0 (6) |
| 2/28/07 | Atlanta, Ga.       | W   | 6-5     |
| 2/11/11 | Clermont, Fla.     | W   | 6-1     |
| 2/12/11 | Clermont, Fla.     | W   | 6-1     |

|         |             |   |     |
|---------|-------------|---|-----|
| 3/18/16 | Tampa, Fla. | W | 3-2 |
|---------|-------------|---|-----|

## SERIES

Home: 8-0, Away: 5-5, Neutral: 4-0

## COASTAL CAROLINA

## SERIES TIED 6-6

| DATE    | LOCATION          | W/L | SCORE    |
|---------|-------------------|-----|----------|
| 4/6/91  | Greenville, S.C.  | L   | 3-4 (8)  |
| 4/3/92  | Greenville, S.C.  | L   | 2-3      |
| 4/4/92  | Greenville, S.C.  | L   | 0-4      |
| 4/11/93 | Chapel Hill, N.C. | L   | 6-8      |
| 3/25/94 | Rock Hill, S.C.   | W   | 2-1      |
| 4/9/94  | Chapel Hill, N.C. | L   | 3-6      |
| 3/24/01 | Marietta, Ga.     | L   | 3-7      |
| 3/22/08 | Conway, S.C.      | W   | 2-1      |
| 3/22/08 | Conway, S.C.      | W   | 10-2 (5) |
| 3/18/11 | Conway, S.C.      | W   | 12-0 (6) |
| 2/9/13  | Atlanta, Ga.      | W   | 2-1      |
| 2/10/13 | Atlanta, Ga.      | W   | 11-3 (5) |

## SERIES

Home: 2-0, Away: 3-0, Neutral: 1-6

## COLLEGE OF CHARLESTON

## SERIES TIED 1-1

| DATE    | LOCATION        | W/L | SCORE    |
|---------|-----------------|-----|----------|
| 3/26/94 | Rock Hill, S.C. | W   | 13-1 (5) |
| 3/24/00 | Marietta, Ga.   | L   | 1-2      |

## SERIES

Home: 0-0, Away: 0-0, Neutral: 1-1

## COLUMBUS COLLEGE

## GT TRAILS 2-11

| DATE    | LOCATION        | W/L | SCORE   |
|---------|-----------------|-----|---------|
| 3/10/87 | Atlanta, Ga.    | L   | 1-8     |
| 3/10/87 | Atlanta, Ga.    | L   | 3-6     |
| 4/14/87 | Columbus, Ga.   | L   | 2-4     |
| 4/14/87 | Columbus, Ga.   | L   | 5-6     |
| 4/5/88  | Columbus, Ga.   | L   | 0-10    |
| 4/5/88  | Columbus, Ga.   | L   | 0-4     |
| 4/9/88  | Pensacola, Fla. | L   | 3-7     |
| 4/15/88 | Columbus, Ga.   | L   | 2-5     |
| 4/28/88 | Columbus, Ga.   | L   | 1-10    |
| 4/28/88 | Columbus, Ga.   | W   | 4-1     |
| 4/14/89 | Columbus, Ga.   | L   | 3-5     |
| 4/20/90 | Columbus, Ga.   | L   | 2-3 (9) |
| 4/19/91 | Columbus, Ga.   | W   | 2-0     |

## SERIES

Home: 0-2, Away: 2-8, Neutral: 0-1

## CONNECTICUT

## GT LEADS 3-2

| DATE    | LOCATION      | W/L | SCORE |
|---------|---------------|-----|-------|
| 3/22/00 | Atlanta, Ga.  | L   | 0-5   |
| 3/21/04 | Marietta, Ga. | L   | 4-5   |
| 3/4/06  | Marietta, Ga. | W   | 4-0   |
| 3/3/18  | Atlanta, Ga.  | W   | 5-0   |
| 3/3/18  | Atlanta, Ga.  | W   | 3-2   |

## SERIES

Home: 2-1, Away: 0-0, Neutral: 1-1

## CSUN

## GT TRAILS 0-1

| DATE    | LOCATION           | W/L | SCORE |
|---------|--------------------|-----|-------|
| 3/23/18 | Northridge, Calif. | L   | 1-6   |

## SERIES

Home: 0-0, Away: 0-1, Neutral: 0-0

## DARTMOUTH

## GT LEADS 1-0

| DATE   | LOCATION       | W/L | SCORE |
|--------|----------------|-----|-------|
| 3/7/10 | Woodstock, Ga. | W   | 8-1   |

## SERIES

Home: 1-0, Away: 0-0, Neutral: 0-0

## DELAWARE STATE

## GT LEADS 1-0

| DATE    | LOCATION         | W/L | SCORE    |
|---------|------------------|-----|----------|
| 2/26/99 | Greenville, N.C. | W   | 26-1 (5) |

## SERIES

Home: 0-0, Away: 0-0, Neutral: 1-0

## DELTA STATE

## GT TRAILS 0-1

| DATE    | LOCATION        | W/L | SCORE |
|---------|-----------------|-----|-------|
| 4/11/87 | Pensacola, Fla. | L   | 3-16  |

## SERIES

Home: 0-0, Away: 0-0, Neutral: 0-1

## DEPAUL

## SERIES TIED 4-4

| DATE    | LOCATION         | W/L | SCORE    |
|---------|------------------|-----|----------|
| 2/26/93 | Lafayette, La.   | W   | 4-3      |
| 2/26/00 | Tuscaloosa, Ala. | L   | 0-4      |
| 2/28/04 | Columbus, Ga.    | W   | 5-1      |
| 2/23/07 | Columbus, Ga.    | W   | 8-3      |
| 3/2/08  | Columbus, Ga.    | L   | 1-2      |
| 2/24/12 | Clearwater, Fla. | L   | 2-4      |
| 3/2/18  | Atlanta, Ga.     | W   | 2-1 (10) |
| 3/2/18  | Atlanta, Ga.     | L   | 2-8      |

## SERIES

Home: 1-1, Away: 0-0, Neutral: 3-3

## DETROIT MERCY

## GT LEADS 1-0

| DATE   | LOCATION     | W/L | SCORE |
|--------|--------------|-----|-------|
| 3/4/18 | Atlanta, Ga. | W   | 3-1   |

## SERIES

Home: 1-0, Away: 0-0, Neutral: 0-0

## DRAKE

## GT TRAILS 1-3

| DATE    | LOCATION         | W/L | SCORE   |
|---------|------------------|-----|---------|
| 3/28/98 | Marietta, Ga.    | W   | 5-3     |
| 2/25/00 | Tuscaloosa, Ala. | L   | 3-8     |
| 2/26/00 | Tuscaloosa, Ala. | L   | 2-5     |
| 2/18/01 | Monroe, La.      | L   | 1-2 (9) |

## SERIES

Home: 0-0, Away: 0-0, Neutral: 1-3

## DREXEL

## GT LEADS 2-0

| DATE    | LOCATION      | W/L | SCORE |
|---------|---------------|-----|-------|
| 4/3/93  | Marietta, Ga. | W   | 3-1   |
| 3/30/96 | Marietta, Ga. | W   | 4-3   |

## SERIES

Home: 0-0, Away: 0-0, Neutral: 2-0

## DUKE

## GT LEADS 2-1

| DATE   | LOCATION     | W/L | SCORE   |
|--------|--------------|-----|---------|
| 4/6/18 | Durham, N.C. | L   | 1-2 (8) |
| 4/6/18 | Durham, N.C. | W   | 4-3     |
| 4/8/18 | Durham, N.C. | W   | 5-3     |

## SERIES

Home: 0-0, Away: 2-1, Neutral: 0-0

## EAST CAROLINA

## GT TRAILS 8-9

| DATE    | LOCATION          | W/L | SCORE    |
|---------|-------------------|-----|----------|
| 3/4/90  | Atlanta, Ga.      | L   | 1-8      |
| 3/13/91 | Atlanta, Ga.      | L   | 0-3      |
| 3/13/91 | Atlanta, Ga.      | L   | 1-2 (8)  |
| 4/6/91  | Greenville, S.C.  | W   | 8-6      |
| 4/13/91 | Chapel Hill, N.C. | L   | 0-5      |
| 4/3/92  | Greenville, S.C.  | W   | 8-6 (8)  |
| 4/12/92 | Chapel Hill, N.C. | L   | 1-7      |
| 4/11/93 | Chapel Hill, N.C. | W   | 1-0      |
| 4/8/94  | Chapel Hill, N.C. | W   | 3-0      |
| 2/23/97 | Raleigh, N.C.     | L   | 4-6      |
| 2/26/99 | Greenville, N.C.  | W   | 2-0      |
| 2/28/99 | Greenville, N.C.  | L   | 2-3      |
| 4/8/00  | Atlanta, Ga.      | L   | 0-11 (5) |
| 4/9/00  | Atlanta, Ga.      | W   | 3-2      |
| 5/6/01  | Greenville, N.C.  | L   | 0-8 (5)  |
| 5/6/01  | Greenville, N.C.  | W   | 3-1      |
| 2/14/10 | Clearwater, Fla.  | W   | 3-0      |

## SERIES

Home: 1-4, Away: 2-2, Neutral: 5-3

## EAST TENNESSEE ST.

## GT LEADS 2-0

| DATE    | LOCATION      | W/L | SCORE    |
|---------|---------------|-----|----------|
| 3/3/06  | Marietta, Ga. | W   | 11-2 (5) |
| 2/15/14 | Atlanta, Ga.  | W   | 18-7 (5) |

## SERIES

Home: 1-0, Away: 0-0, Neutral: 1-0

## EASTERN KENTUCKY

## GT LEADS 4-1

| DATE    | LOCATION           | W/L | SCORE    |
|---------|--------------------|-----|----------|
| 3/25/95 | Rock Hill, S.C.    | L   | 0-1      |
| 2/19/00 | Raleigh, N.C.      | W   | 11-1 (5) |
| 2/21/04 | Panthersville, Ga. | W   | 2-0      |
| 2/19/05 | Panthersville, Ga. | W   | 7-0      |
| 2/19/06 | Panthersville, Ga. | W   | 8-0 (5)  |

## SERIES

Home: 0-0, Away: 0-0, Neutral: 4-1

## EASTERN MICHIGAN

## GT LEADS 4-3

| DATE    | LOCATION         | W/L | SCORE   |
|---------|------------------|-----|---------|
| 2/19/94 | Columbia, S.C.   | L   | 2-9     |
| 2/20/94 | Columbia, S.C.   | L   | 1-7     |
| 3/1/96  | Greenville, N.C. | L   | 1-3     |
| 3/2/01  | Atlanta, Ga.     | W   | 3-0     |
| 3/6/01  | Atlanta, Ga.     | W   | 8-0 (6) |
| 3/6/01  | Atlanta, Ga.     | W   | 3-2     |
| 2/8/13  | Atlanta, Ga.     | W   | 12-0    |

## SERIES

Home: 4-0, Away: 0-0, Neutral: 0-3

## ELON

## GT LEADS 2-1

| DATE    | LOCATION       | W/L | SCORE   |
|---------|----------------|-----|---------|
| 3/13/99 | Atlanta, Ga.   | W   | 4-3 (8) |
| 2/18/00 | Raleigh, N.C.  | W   | 6-3     |
| 3/4/12  | Woodstock, Ga. | L   | 3-6     |

## SERIES

Home: 1-0, Away: 0-0, Neutral: 1-1

## EVANSVILLE

## GT LEADS 5-2

# SERIES HISTORY

| DATE    | LOCATION           | W/L | SCORE    |
|---------|--------------------|-----|----------|
| 3/27/97 | Atlanta, Ga.       | W   | 3-2 (9)  |
| 3/27/97 | Atlanta, Ga.       | L   | 5-8      |
| 3/7/99  | Atlanta, Ga.       | L   | 1-4 (5)  |
| 2/19/05 | Panthersville, Ga. | W   | 6-5      |
| 2/20/05 | Panthersville, Ga. | W   | 1-0      |
| 2/18/07 | Kennesaw, Ga.      | W   | 7-5      |
| 3/4/11  | Woodstock, Ga.     | W   | 18-1 (5) |

## SERIES

Home: 1-2, Away: 0-0, Neutral: 4-0

## FAIRFIELD

### SERIES TIED 1-1

| DATE    | LOCATION          | W/L | SCORE    |
|---------|-------------------|-----|----------|
| 2/23/18 | Buies Creek, N.C. | L   | 3-4      |
| 2/24/18 | Buies Creek, N.C. | W   | 13-4 (5) |

## SERIES

Home: 0-0, Away: 0-0, Neutral: 1-1

## FIU

### GT TRAILS 0-3

| DATE    | LOCATION         | W/L | SCORE   |
|---------|------------------|-----|---------|
| 2/23/02 | Boca Raton, Fla. | L   | 1-2     |
| 2/18/11 | Miami, Fla.      | L   | 1-9     |
| 2/20/11 | Miami, Fla.      | L   | 3-4 (6) |

## SERIES

Home: 0-0, Away: 0-2, Neutral: 0-1

## FLORIDA

### GT TRAILS 1-6

| DATE    | LOCATION               | W/L | SCORE    |
|---------|------------------------|-----|----------|
| 2/20/03 | Gainesville, Fla.      | L   | 2-9      |
| 2/24/07 | Columbus, Ga.          | L   | 1-5      |
| 5/19/07 | Gainesville, Fla.      | L   | 0-8 (5)  |
| 5/16/08 | Gainesville, Fla.      | L   | 2-7      |
| 2/15/09 | Gainesville, Fla.      | L   | 1-11 (6) |
| 2/13/10 | Clearwater, Fla.       | W   | 3-0      |
| 2/23/13 | Cathedral City, Calif. | L   | 3-5      |

## SERIES

Home: 0-0, Away: 0-4, Neutral: 1-2

## FLORIDA A&M

### GT LEADS 7-2

| DATE    | LOCATION          | W/L | SCORE    |
|---------|-------------------|-----|----------|
| 4/22/91 | Atlanta, Ga.      | W   | 9-1      |
| 4/22/91 | Atlanta, Ga.      | W   | 9-1      |
| 3/7/93  | Atlanta, Ga.      | W   | 8-1      |
| 3/7/93  | Atlanta, Ga.      | W   | 6-3      |
| 3/25/00 | Marietta, Ga.     | L   | 2-4      |
| 3/6/05  | Marietta, Ga.     | W   | 11-3 (5) |
| 5/19/06 | Tuscaloosa, Ala.  | W   | 9-3      |
| 5/20/06 | Tuscaloosa, Ala.  | W   | 10-7     |
| 2/9/18  | Gulf Shores, Ala. | L   | 6-8      |

## SERIES

Home: 4-0, Away: 0-0, Neutral: 3-2

## FLORIDA ATLANTIC

### SERIES TIED 4-4

| DATE    | LOCATION          | W/L | SCORE    |
|---------|-------------------|-----|----------|
| 4/6/96  | Birmingham, Ala.  | W   | 3-1      |
| 3/28/98 | Marietta, Ga.     | L   | 2-4 (8)  |
| 3/28/98 | Marietta, Ga.     | L   | 0-2      |
| 2/21/02 | Boca Raton, Fla.  | L   | 0-1      |
| 2/12/05 | Boca Raton, Fla.  | W   | 10-4     |
| 2/13/09 | Gainesville, Fla. | W   | 13-2 (5) |
| 2/11/11 | Clermont, Fla.    | W   | 3-2      |
| 2/7/15  | Boca Raton, Fla.  | L   | 0-2      |

## SERIES

Home: 0-0, Away: 1-2, Neutral: 3-2

## FLORIDA GULF COAST

### GT LEADS 1-0

| DATE    | LOCATION         | W/L | SCORE |
|---------|------------------|-----|-------|
| 2/14/10 | Clearwater, Fla. | W   | 10-5  |

## SERIES

Home: 0-0, Away: 0-0, Neutral: 1-0

## FLORIDA STATE

### GT TRAILS 26-61

| DATE    | LOCATION           | W/L | SCORE    |
|---------|--------------------|-----|----------|
| 3/30/90 | Birmingham, Ala.   | L   | 0-10 (5) |
| 4/11/92 | Chapel Hill, N.C.  | L   | 0-10 (6) |
| 4/17/92 | Tallahassee, Fla.  | L   | 0-6      |
| 3/6/93  | Tallahassee, Fla.  | L   | 0-3      |
| 3/6/93  | Tallahassee, Fla.  | L   | 0-2      |
| 4/16/93 | Tallahassee, Fla.  | L   | 0-12     |
| 4/17/93 | Tallahassee, Fla.  | L   | 0-11     |
| 3/6/94  | Tallahassee, Fla.  | L   | 1-6      |
| 3/6/94  | Tallahassee, Fla.  | L   | 1-2      |
| 4/9/94  | Chapel Hill, N.C.  | L   | 0-11 (6) |
| 4/22/94 | Tallahassee, Fla.  | L   | 1-2      |
| 2/25/95 | Atlanta, Ga.       | L   | 4-9      |
| 2/25/95 | Atlanta, Ga.       | L   | 1-10     |
| 4/21/95 | Tallahassee, Fla.  | L   | 1-2      |
| 4/21/95 | Tallahassee, Fla.  | L   | 2-5      |
| 3/23/96 | Tallahassee, Fla.  | L   | 0-2      |
| 3/23/96 | Tallahassee, Fla.  | W   | 3-1      |
| 4/19/96 | Raleigh, N.C.      | L   | 4-5      |
| 3/23/97 | Atlanta, Ga.       | L   | 1-5      |
| 3/23/97 | Atlanta, Ga.       | L   | 5-8      |
| 4/5/98  | Tallahassee, Fla.  | L   | 2-3      |
| 4/5/98  | Tallahassee, Fla.  | L   | 1-4      |
| 4/3/99  | Atlanta, Ga.       | L   | 0-7      |
| 4/3/99  | Atlanta, Ga.       | L   | 5-8      |
| 4/1/00  | Tallahassee, Fla.  | W   | 2-1      |
| 4/1/00  | Tallahassee, Fla.  | W   | 8-2      |
| 3/31/01 | Atlanta, Ga.       | L   | 0-7      |
| 3/31/01 | Atlanta, Ga.       | W   | 2-1 (8)  |
| 4/13/02 | Tallahassee, Fla.  | L   | 3-7      |
| 4/13/02 | Tallahassee, Fla.  | L   | 2-4      |
| 5/11/02 | Tallahassee, Fla.  | W   | 2-0      |
| 5/17/02 | Tallahassee, Fla.  | W   | 2-0      |
| 5/19/02 | Tallahassee, Fla.  | L   | 2-3 (9)  |
| 5/19/02 | Tallahassee, Fla.  | L   | 1-6      |
| 5/4/03  | Atlanta, Ga.       | L   | 0-4      |
| 5/4/03  | Atlanta, Ga.       | L   | 0-6      |
| 5/10/03 | Atlanta, Ga.       | L   | 3-5      |
| 4/3/04  | Tallahassee, Fla.  | L   | 0-4      |
| 4/3/04  | Tallahassee, Fla.  | L   | 1-2      |
| 5/14/04 | Tallahassee, Fla.  | L   | 2-3      |
| 5/16/04 | Tallahassee, Fla.  | L   | 1-3      |
| 3/26/05 | Atlanta, Ga.       | W   | 2-0      |
| 3/26/05 | Atlanta, Ga.       | W   | 3-1      |
| 3/27/05 | Atlanta, Ga.       | W   | 5-0      |
| 4/1/06  | Tallahassee, Fla.  | L   | 1-9 (5)  |
| 4/1/06  | Tallahassee, Fla.  | W   | 8-3      |
| 4/2/06  | Tallahassee, Fla.  | L   | 4-7      |
| 5/11/06 | Chapel Hill, N.C.  | L   | 1-10 (5) |
| 5/13/06 | Chapel Hill, N.C.  | W   | 4-3      |
| 5/13/06 | Chapel Hill, N.C.  | L   | 4-7      |
| 4/7/07  | Atlanta, Ga.       | L   | 0-8      |
| 4/7/07  | Atlanta, Ga.       | W   | 9-1 (6)  |
| 4/8/07  | Atlanta, Ga.       | W   | 7-6      |
| 5/12/07 | Tallahassee, Fla.. | W   | 7-3      |
| 4/12/08 | Tallahassee, Fla.  | W   | 5-2      |
| 4/12/08 | Tallahassee, Fla.  | L   | 2-10 (5) |
| 4/13/08 | Tallahassee, Fla.  | W   | 6-2      |
| 3/28/09 | Atlanta, Ga.       | W   | 8-3      |
| 3/28/09 | Atlanta, Ga.       | W   | 3-0      |
| 3/29/09 | Atlanta, Ga.       | L   | 4-5 (8)  |
| 5/10/09 | Raleigh, N.C.      | W   | 3-1      |
| 4/24/10 | Tallahassee, Fla.  | W   | 14-1     |
| 4/24/10 | Tallahassee, Fla.  | L   | 2-6      |
| 4/25/10 | Tallahassee, Fla.  | W   | 5-2      |
| 5/16/10 | Blacksburg, Va.    | W   | 8-4      |
| 5/7/11  | Atlanta, Ga.       | W   | 11-3 (5) |
| 5/7/11  | Atlanta, Ga.       | W   | 7-2      |

|         |                   |   |          |
|---------|-------------------|---|----------|
| 5/8/11  | Atlanta, Ga.      | L | 4-9      |
| 4/15/12 | Tallahassee, Fla. | W | 5-4      |
| 4/15/12 | Tallahassee, Fla. | L | 6-7      |
| 4/16/12 | Tallahassee, Fla. | L | 3-4      |
| 5/11/12 | Chapel Hill, N.C. | W | 9-1      |
| 4/27/13 | Atlanta, Ga.      | L | 4-1 (8)  |
| 4/27/13 | Atlanta, Ga.      | L | 1-8 (6)  |
| 4/26/14 | Tallahassee, Fla. | L | 1-5      |
| 4/26/14 | Tallahassee, Fla. | L | 0-4      |
| 4/27/14 | Tallahassee, Fla. | L | 0-3      |
| 5/8/14  | College Park, Md. | L | 5-11     |
| 4/25/15 | Atlanta, Ga.      | L | 1-2 (8)  |
| 4/25/15 | Atlanta, Ga.      | L | 2-3      |
| 4/26/15 | Atlanta, Ga.      | L | 1-8      |
| 3/3/17  | Tallahassee, Fla. | L | 0-4      |
| 3/4/17  | Tallahassee, Fla. | L | 8-13     |
| 3/5/17  | Tallahassee, Fla. | L | 0-8 (5)  |
| 3/30/18 | Atlanta, Ga.      | L | 2-13 (5) |
| 3/31/18 | Atlanta, Ga.      | L | 2-4      |
| 4/1/18  | Atlanta, Ga.      | L | 3-11 (6) |

## SERIES

Home: 10-21, Away: 12-33, Neutral: 4-7

## FORDHAM

### GT LEADS 3-2

| DATE    | LOCATION       | W/L | SCORE     |
|---------|----------------|-----|-----------|
| 3/7/99  | Atlanta, Ga.   | W   | 12-2 (5)  |
| 3/13/10 | Atlanta, Ga.   | L   | 1-2 (8)   |
| 2/12/11 | Clermont, Fla. | W   | 6-0       |
| 2/13/11 | Clermont, Fla. | W   | 3-1       |
| 3/1/13  | Orlando, Fla.  | L   | 10-11 (9) |

## SERIES

Home: 1-1, Away: 0-0, Neutral: 2-1

## FRESNO STATE

### GT LEADS 1-0

| DATE    | LOCATION      | W/L | SCORE   |
|---------|---------------|-----|---------|
| 2/29/04 | Columbus, Ga. | W   | 8-0 (6) |

## SERIES

Home: 0-0, Away: 0-0, Neutral: 1-0

## FURMAN

### GT LEADS 24-18

| DATE    | LOCATION           | W/L | SCORE    |
|---------|--------------------|-----|----------|
| 4/28/87 | Greenville, S.C.   | L   | 0-10     |
| 4/28/87 | Greenville, S.C.   | L   | 3-11     |
| 2/18/90 | Greenville, S.C.   | L   | 0-4      |
| 2/18/90 | Greenville, S.C.   | L   | 3-13 (5) |
| 4/6/91  | Greenville, S.C.   | L   | 1-7      |
| 3/27/92 | Birmingham, Ala.   | L   | 0-3      |
| 4/22/92 | Atlanta, Ga.       | W   | 2-0      |
| 4/22/92 | Atlanta, Ga.       | L   | 3-4      |
| 3/10/93 | Greenville, S.C.   | L   | 0-3      |
| 3/10/93 | Greenville, S.C.   | L   | 2-4      |
| 3/10/94 | Atlanta, Ga.       | W   | 5-0      |
| 3/10/94 | Atlanta, Ga.       | L   | 1-2      |
| 4/15/95 | Chattanooga, Tenn. | L   | 5-7 (11) |
| 4/10/96 | Atlanta, Ga.       | L   | 2-4      |
| 4/10/96 | Atlanta, Ga.       | L   | 6-7      |
| 4/1/97  | Greenville, S.C.   | W   | 4-3      |
| 4/1/97  | Greenville, S.C.   | L   | 2-5      |
| 4/15/98 | Atlanta, Ga.       | W   | 3-0      |
| 4/15/98 | Atlanta, Ga.       | W   | 4-3      |
| 2/14/99 | Greenville, S.C.   | L   | 0-1      |
| 2/14/99 | Greenville, S.C.   | W   | 8-1      |
| 2/23/00 | Atlanta, Ga.       | L   | 0-6      |
| 2/23/00 | Atlanta, Ga.       | W   | 7-1      |
| 2/13/01 | Greenville, S.C.   | W   | 3-1      |
| 2/13/01 | Greenville, S.C.   | W   | 2-1 (6)  |
| 2/13/02 | Atlanta, Ga.       | L   | 0-3      |
| 2/13/02 | Atlanta, Ga.       | W   | 6-1      |
| 2/18/03 | Greenville, S.C.   | W   | 4-0      |
| 2/18/03 | Greenville, S.C.   | W   | 1-0      |
| 2/17/04 | Atlanta, Ga.       | W   | 8-0 (6)  |
| 2/17/04 | Atlanta, Ga.       | W   | 2-0      |

|         |                  |   |          |
|---------|------------------|---|----------|
| 2/16/05 | Greenville, S.C. | W | 10-0     |
| 4/12/06 | Atlanta, Ga.     | W | 6-5      |
| 4/12/06 | Atlanta, Ga.     | W | 11-3 (6) |
| 4/4/07  | Greenville, S.C. | W | 5-0      |
| 4/4/07  | Greenville, S.C. | W | 8-1      |
| 3/25/08 | Atlanta, Ga.     | W | 7-0      |
| 3/25/08 | Atlanta, Ga.     | W | 9-0 (5)  |
| 2/8/09  | Greenville, S.C. | L | 1-2      |
| 2/8/09  | Greenville, S.C. | W | 9-1      |
| 2/15/12 | Atlanta, Ga.     | W | 4-2      |
| 2/15/12 | Atlanta, Ga.     | W | 8-2      |

## SERIES

Home: 14-6, Away: 10-10, Neutral: 0-2

## GARDNER WEBB

### GT LEADS 9-0

| DATE    | LOCATION              | W/L | SCORE    |
|---------|-----------------------|-----|----------|
| 2/10/02 | Atlanta, Ga.          | W   | 5-1      |
| 2/10/02 | Atlanta, Ga.          | W   | 9-0 (5)  |
| 2/7/04  | Atlanta, Ga.          | W   | 3-2      |
| 2/24/04 | Boiling Springs, N.C. | W   | 4-2      |
| 2/24/04 | Boiling Springs, N.C. | W   | 6-3      |
| 2/28/06 | Atlanta, Ga.          | W   | 2-0      |
| 2/28/06 | Atlanta, Ga.          | W   | 10-2 (5) |
| 2/20/07 | Atlanta, Ga.          | W   | 12-1 (5) |
| 2/20/07 | Atlanta, Ga.          | W   | 9-4      |

## SERIES

Home: 7-0, Away: 2-0, Neutral: 0-0

## GEORGE MASON

### GT LEADS 6-2

| DATE    | LOCATION           | W/L | SCORE   |
|---------|--------------------|-----|---------|
| 3/12/89 | Atlanta, Ga.       | W   | 4-2     |
| 3/12/89 | Atlanta, Ga.       | L   | 1-2     |
| 3/11/90 | Atlanta, Ga.       | W   | 4-3 (8) |
| 3/11/90 | Atlanta, Ga.       | L   | 1-4     |
| 3/11/91 | Atlanta, Ga.       | W   | 5-3     |
| 3/11/91 | Atlanta, Ga.       | W   | 5-2     |
| 4/15/95 | Chattanooga, Tenn. | W   | 8-1     |
| 3/1/96  | Greenville, N.C.   | W   | 11-3    |

## SERIES

Home: 4-2, Away: 0-0, Neutral: 2-0

## GEORGETOWN

### GT LEADS 1-0

| DATE    | LOCATION      | W/L | SCORE    |
|---------|---------------|-----|----------|
| 2/17/07 | Kennesaw, Ga. | W   | 17-0 (5) |

## SERIES

Home: 0-0, Away: 0-0, Neutral: 1-0

## GEORGIA

### GT TRAILS 10-30

| DATE    | LOCATION     | W/L | SCORE    |
|---------|--------------|-----|----------|
| 3/2/97  | Atlanta, Ga. | L   | 2-8      |
| 4/21/98 | Atlanta, Ga. | L   | 0-2      |
| 4/14/99 | Athens, Ga.  | L   | 2-3 (8)  |
| 4/28/99 | Atlanta, Ga. | L   | 0-10 (5) |
| 3/2/01  | Atlanta, Ga. | L   | 1-7      |
| 3/2/01  | Atlanta, Ga. | W   | 6-5      |
| 4/11/01 | Athens, Ga.  | L   | 4-5      |
| 4/11/01 | Athens, Ga.  | L   | 2-3      |
| 4/28/02 | Atlanta, Ga. | L   | 0-1      |
| 4/28/02 | Atlanta, Ga. | W   | 2-1      |
| 4/2/03  | Athens, Ga.  | L   | 0-6      |
| 4/2/03  | Athens, Ga.  | L   | 0-1      |
| 3/31/04 | Atlanta, Ga. | L   | 1-3      |
| 5/21/04 | Athens, Ga.  | W   | 3-2      |
| 5/22/04 | Athens, Ga.  | L   | 1-9 (6)  |
| 4/19/05 | Athens, Ga.  | W   | 4-3      |
| 5/21/05 | Athens, Ga.  | L   | 1-8      |
| 5/22/05 | Athens, Ga.  | L   | 1-2      |
| 3/29/06 | Atlanta, Ga. | W   | 6-4      |



## SERIES HISTORY

|         |              |   |          |
|---------|--------------|---|----------|
| 3/29/06 | Atlanta, Ga. | L | 7-15     |
| 3/28/07 | Athens, Ga.  | W | 5-4      |
| 3/28/07 | Athens, Ga.  | W | 4-1      |
| 4/9/08  | Atlanta, Ga. | W | 6-4      |
| 4/9/08  | Atlanta, Ga. | W | 4-3      |
| 4/8/09  | Athens, Ga.  | L | 5-7      |
| 4/7/10  | Atlanta, Ga. | L | 4-5      |
| 4/21/10 | Athens, Ga.  | L | 3-6      |
| 3/30/11 | Athens, Ga.  | L | 2-10 (5) |
| 4/13/11 | Atlanta, Ga. | L | 8-10     |
| 3/14/12 | Atlanta, Ga. | W | 2-0      |
| 3/13/13 | Atlanta, Ga. | L | 1-14     |
| 4/3/13  | Athens, Ga.  | L | 1-20 (5) |
| 4/2/14  | Athens, Ga.  | L | 7-9      |
| 4/16/14 | Atlanta, Ga. | L | 1-15 (5) |
| 3/18/15 | Atlanta, Ga. | L | 0-14 (5) |
| 4/8/15  | Athens, Ga.  | L | 0-3      |
| 3/29/16 | Athens, Ga.  | L | 0-5      |
| 4/13/16 | Atlanta, Ga. | L | 0-15 (5) |
| 4/12/17 | Athens, Ga.  | L | 2-7      |
| 4/4/18  | Atlanta, Ga. | L | 0-1      |

## SERIES

Home: 6-14, Away: 4-16, Neutral: 0-0

## GEORGIA COLLEGE

## GT LEADS 5-0

| DATE    | LOCATION           | W/L | SCORE |
|---------|--------------------|-----|-------|
| 2/27/91 | Atlanta, Ga.       | W   | 6-4   |
| 2/27/91 | Atlanta, Ga.       | W   | 3-1   |
| 3/26/91 | Milledgeville, Ga. | W   | 7-5   |
| 3/26/91 | Milledgeville, Ga. | W   | 11-3  |
| 4/6/91  | Greenville, S.C.   | W   | 4-0   |

## SERIES

Home: 2-0, Away: 2-0, Neutral: 1-0

## GEORGIA SOUTHERN

## GT LEADS 55-14

| DATE    | LOCATION        | W/L | SCORE    |
|---------|-----------------|-----|----------|
| 3/7/87  | Atlanta, Ga.    | L   | 2-7      |
| 3/7/87  | Atlanta, Ga.    | W   | 6-4      |
| 3/28/88 | Statesboro, Ga. | W   | 5-3      |
| 3/28/88 | Statesboro, Ga. | L   | 5-10     |
| 4/13/89 | Atlanta, Ga.    | W   | 2-0 (10) |
| 4/13/89 | Atlanta, Ga.    | L   | 0-4      |
| 4/15/91 | Statesboro, Ga. | L   | 1-2      |
| 4/15/91 | Statesboro, Ga. | W   | 8-1      |
| 4/26/92 | Atlanta, Ga.    | W   | 2-0      |
| 4/26/92 | Atlanta, Ga.    | W   | 4-3      |
| 4/21/93 | Statesboro, Ga. | W   | 11-4     |
| 4/21/93 | Statesboro, Ga. | L   | 3-6      |
| 4/30/94 | Atlanta, Ga.    | W   | 8-0 (5)  |
| 4/30/94 | Atlanta, Ga.    | W   | 4-2      |
| 3/24/95 | Rock Hill, S.C. | W   | 4-3 (8)  |
| 3/31/95 | Marietta, Ga.   | W   | 2-1      |
| 4/11/95 | Statesboro, Ga. | W   | 5-1      |
| 4/11/95 | Statesboro, Ga. | W   | 5-3      |
| 4/23/96 | Atlanta, Ga.    | W   | 9-1      |
| 4/23/96 | Atlanta, Ga.    | W   | 5-4      |
| 3/1/97  | Atlanta, Ga.    | L   | 4-6 (8)  |
| 3/15/97 | Statesboro, Ga. | L   | 1-2      |
| 3/15/97 | Statesboro, Ga. | W   | 5-1      |
| 2/15/98 | Atlanta, Ga.    | L   | 4-5      |
| 2/15/98 | Atlanta, Ga.    | W   | 9-8      |
| 3/29/98 | Marietta, Ga.   | W   | 2-0      |
| 4/8/98  | Atlanta, Ga.    | L   | 1-13 (5) |
| 4/8/98  | Atlanta, Ga.    | W   | 4-1      |
| 2/10/99 | Statesboro, Ga. | L   | 2-4      |
| 2/10/99 | Statesboro, Ga. | W   | 3-2      |
| 4/7/99  | Atlanta, Ga.    | W   | 5-3      |
| 4/7/99  | Atlanta, Ga.    | W   | 6-5      |
| 2/12/00 | Statesboro, Ga. | W   | 7-1 (9)  |
| 2/12/00 | Statesboro, Ga. | W   | 10-8     |
| 4/5/00  | Atlanta, Ga.    | W   | 2-1      |
| 4/5/00  | Atlanta, Ga.    | W   | 4-0      |
| 2/10/01 | Statesboro, Ga. | L   | 1-9 (5)  |
| 2/10/01 | Statesboro, Ga. | W   | 2-1      |
| 4/4/01  | Atlanta, Ga.    | L   | 2-4      |

|         |                 |   |          |
|---------|-----------------|---|----------|
| 4/4/01  | Atlanta, Ga.    | W | 2-1 (10) |
| 2/16/02 | Statesboro, Ga. | W | 1-0 (9)  |
| 2/16/02 | Statesboro, Ga. | W | 6-0      |
| 4/3/02  | Atlanta, Ga.    | W | 7-3      |
| 4/3/02  | Atlanta, Ga.    | W | 4-0      |
| 2/16/03 | Atlanta, Ga.    | W | 7-2      |
| 4/21/03 | Statesboro, Ga. | W | 4-2      |
| 4/21/03 | Statesboro, Ga. | W | 6-1      |
| 3/3/04  | Atlanta, Ga.    | L | 1-3      |
| 3/3/04  | Atlanta, Ga.    | W | 6-0      |
| 4/21/04 | Statesboro, Ga. | W | 1-0      |
| 4/21/04 | Statesboro, Ga. | W | 1-0      |
| 2/9/05  | Statesboro, Ga. | W | 6-1      |
| 4/27/05 | Atlanta, Ga.    | W | 2-0      |
| 4/11/06 | Atlanta, Ga.    | W | 8-0 (5)  |
| 4/26/06 | Statesboro, Ga. | W | 3-2      |
| 4/26/06 | Statesboro, Ga. | W | 3-0      |
| 2/10/07 | Atlanta, Ga.    | W | 7-2      |
| 2/10/07 | Atlanta, Ga.    | W | 8-0 (6)  |
| 4/16/08 | Statesboro, Ga. | W | 5-0      |
| 4/16/08 | Statesboro, Ga. | W | 10-4     |
| 3/24/09 | Atlanta, Ga.    | W | 9-1 (6)  |
| 3/24/09 | Atlanta, Ga.    | L | 5-6      |
| 4/13/10 | Atlanta, Ga.    | W | 14-2 (5) |
| 4/13/10 | Atlanta, Ga.    | W | 5-4      |
| 3/15/11 | Atlanta, Ga.    | W | 13-0 (5) |
| 3/15/11 | Atlanta, Ga.    | W | 10-0 (5) |
| 4/10/12 | Atlanta, Ga.    | W | 1-0      |
| 4/10/12 | Atlanta, Ga.    | W | 5-1      |
| 4/19/17 | Atlanta, Ga.    | W | 12-4 (6) |

## SERIES

Home: 31-8, Away: 21-6, Neutral: 3-0

## GEORGIA STATE

## GT LEADS 47-25

| DATE    | LOCATION           | W/L | SCORE    |
|---------|--------------------|-----|----------|
| 4/16/87 | Atlanta, Ga.       | L   | 0-10     |
| 4/16/87 | Atlanta, Ga.       | L   | 0-11     |
| 4/20/88 | Decatur, Ga.       | L   | 1-7      |
| 4/20/88 | Decatur, Ga.       | L   | 1-8      |
| 4/18/89 | Atlanta, Ga.       | L   | 3-4 (9)  |
| 4/18/89 | Atlanta, Ga.       | W   | 6-5      |
| 4/15/90 | Decatur, Ga.       | L   | 1-7      |
| 4/15/90 | Decatur, Ga.       | L   | 0-1 (9)  |
| 3/7/91  | Atlanta, Ga.       | W   | 2-1 (8)  |
| 3/7/91  | Atlanta, Ga.       | W   | 2-1      |
| 3/28/92 | Birmingham, Ala.   | W   | 4-1      |
| 3/28/92 | Birmingham, Ala.   | W   | 7-3      |
| 4/25/95 | Decatur, Ga.       | L   | 2-5      |
| 4/25/95 | Decatur, Ga.       | W   | 3-2      |
| 4/3/93  | Marietta, Ga.      | L   | 0-7      |
| 4/14/93 | Atlanta, Ga.       | W   | 2-1      |
| 4/14/93 | Atlanta, Ga.       | W   | 2-1      |
| 4/20/93 | Decatur, Ga.       | L   | 5-6      |
| 4/20/93 | Decatur, Ga.       | W   | 3-2      |
| 4/12/94 | Atlanta, Ga.       | W   | 15-2     |
| 4/12/94 | Atlanta, Ga.       | W   | 5-0      |
| 4/5/95  | Decatur, Ga.       | L   | 2-6      |
| 4/5/95  | Decatur, Ga.       | L   | 2-5      |
| 4/9/96  | Atlanta, Ga.       | L   | 2-3      |
| 4/9/96  | Atlanta, Ga.       | W   | 3-1      |
| 4/5/97  | Decatur, Ga.       | L   | 3-4      |
| 4/5/97  | Decatur, Ga.       | W   | 6-3      |
| 3/10/98 | Atlanta, Ga.       | W   | 2-1      |
| 4/28/98 | Atlanta, Ga.       | W   | 6-3      |
| 4/25/00 | Atlanta, Ga.       | L   | 1-3      |
| 4/25/00 | Atlanta, Ga.       | L   | 0-2      |
| 2/21/01 | Decatur, Ga.       | W   | 9-0 (5)  |
| 2/21/01 | Decatur, Ga.       | W   | 3-1      |
| 3/2/01  | Atlanta, Ga.       | W   | 10-7     |
| 2/20/02 | Atlanta, Ga.       | W   | 5-3      |
| 2/20/02 | Atlanta, Ga.       | W   | 5-2      |
| 3/2/03  | Gainesville, Fla.  | L   | 2-3      |
| 3/2/03  | Gainesville, Fla.  | W   | 11-2 (5) |
| 3/12/03 | Decatur, Ga.       | W   | 5-1      |
| 3/12/03 | Decatur, Ga.       | W   | 7-3      |
| 2/21/04 | Panthersville, Ga. | W   | 6-0      |
| 2/22/04 | Panthersville, Ga. | W   | 8-0 (5)  |
| 4/7/04  | Atlanta, Ga.       | W   | 3-0      |
| 4/7/04  | Atlanta, Ga.       | W   | 8-0 (6)  |

|         |                    |   |          |
|---------|--------------------|---|----------|
| 2/20/05 | Panthersville, Ga. | W | 3-1      |
| 4/20/05 | Panthersville, Ga. | W | 7-0      |
| 2/18/06 | Panthersville, Ga. | W | 12-4 (5) |
| 2/19/06 | Panthersville, Ga. | W | 9-4      |
| 4/25/07 | Panthersville, Ga. | W | 6-2      |
| 4/25/07 | Panthersville, Ga. | W | 4-1      |
| 2/9/08  | Panthersville, Ga. | L | 3-11 (6) |
| 4/23/08 | Atlanta, Ga.       | W | 9-1 (5)  |
| 4/23/08 | Atlanta, Ga.       | W | 4-1      |
| 2/7/09  | Panthersville, Ga. | W | 8-1      |
| 2/7/09  | Panthersville, Ga. | W | 7-1      |
| 3/26/09 | Atlanta, Ga.       | W | 8-0 (5)  |
| 3/26/09 | Atlanta, Ga.       | W | 6-0      |
| 3/9/10  | Panthersville, Ga. | W | 7-3      |
| 3/14/10 | Atlanta, Ga.       | W | 7-1      |
| 3/1/11  | Panthersville, Ga. | W | 3-0      |
| 3/13/11 | Atlanta, Ga.       | W | 1-0      |
| 2/29/12 | Panthersville, Ga. | L | 1-2      |
| 4/11/12 | Atlanta, Ga.       | W | 3-2      |
| 2/23/14 | Atlanta, Ga.       | W | 5-1      |
| 4/8/14  | Atlanta, Ga.       | L | 5-10     |
| 3/24/15 | Panthersville, Ga. | L | 6-7      |
| 2/17/16 | Panthersville, Ga. | L | 2-3 (12) |
| 4/6/16  | Atlanta, Ga.       | W | 4-3      |
| 2/15/17 | Panthersville, Ga. | W | 8-3      |
| 3/29/17 | Atlanta, Ga.       | L | 5-9      |
| 2/14/18 | Panthersville, Ga. | L | 2-5      |
| 3/28/18 | Atlanta, Ga.       | L | 2-3      |

## SERIES

Home: 23-9, Away: 21-14, Neutral: 3-2

## GREENSBORO

## GT LEADS 1-0

| DATE    | LOCATION     | W/L | SCORE |
|---------|--------------|-----|-------|
| 3/12/88 | Atlanta, Ga. | W   | 10-5  |

## SERIES

Home: 1-0, Away: 0-0, Neutral: 0-0

## HARTFORD

## GT TRAILS 0-1

| DATE    | LOCATION    | W/L | SCORE |
|---------|-------------|-----|-------|
| 3/19/16 | Tampa, Fla. | L   | 3-4   |

## SERIES

Home: 0-0, Away: 0-0, Neutral: 0-1

## HARVARD

## GT LEADS 5-0

| DATE    | LOCATION      | W/L | SCORE   |
|---------|---------------|-----|---------|
| 3/27/01 | Atlanta, Ga.  | W   | 3-2 (9) |
| 3/27/01 | Atlanta, Ga.  | W   | 4-1     |
| 3/22/02 | Marietta, Ga. | W   | 5-2     |
| 3/26/03 | Atlanta, Ga.  | W   | 5-2     |
| 3/26/03 | Atlanta, Ga.  | W   | 3-2 (8) |

## SERIES

Home: 4-0, Away: 0-0, Neutral: 1-0

## HAWAII

## GT LEADS 1-0

| DATE    | LOCATION        | W/L | SCORE    |
|---------|-----------------|-----|----------|
| 2/20/10 | Las Vegas, Nev. | W   | 11-2 (6) |

## SERIES

Home: 0-0, Away: 0-0, Neutral: 1-0

## HIWASSEE

## GT LEADS 2-0

| DATE    | LOCATION     | W/L | SCORE |
|---------|--------------|-----|-------|
| 4/16/90 | Atlanta, Ga. | W   | 7-0   |
| 4/16/90 | Atlanta, Ga. | W   | 2-0   |

## SERIES

Home: 2-0, Away: 0-0, Neutral: 0-0

## HOFSTRA

## SERIES TIED 2-2

| DATE    | LOCATION         | W/L | SCORE |
|---------|------------------|-----|-------|
| 2/26/06 | Columbus, Ga.    | W   | 3-1   |
| 3/11/07 | Clearwater, Fla. | L   | 7-9   |
| 2/22/08 | Tampa, Fla.      | L   | 0-4   |
| 3/1/08  | Columbus, Ga.    | W   | 7-2   |

## SERIES

Home: 0-0, Away: 0-0, Neutral: 2-2

## HOUSTON

## GT LEADS 2-1

| DATE    | LOCATION       | W/L | SCORE |
|---------|----------------|-----|-------|
| 3/14/07 | Atlanta, Ga.   | W   | 2-1   |
| 2/23/10 | Houston, Texas | W   | 7-1   |
| 2/23/10 | Houston, Texas | L   | 1-2   |

## SERIES

Home: 1-0, Away: 1-1, Neutral: 0-0

## HUNTINGDON

## GT TRAILS 0-1

| DATE   | LOCATION     | W/L | SCORE |
|--------|--------------|-----|-------|
| 3/5/88 | Atlanta, Ga. | L   | 4-10  |

## SERIES

Home: 0-1, Away: 0-0, Neutral: 0-0

## ILLINOIS

## GT TRAILS 3-5

| DATE    | LOCATION               | W/L | SCORE   |
|---------|------------------------|-----|---------|
| 3/23/02 | Marietta, Ga.          | W   | 3-0     |
| 2/21/03 | Gainesville, Fla.      | L   | 2-3 (8) |
| 5/15/03 | Tuscaloosa, Ala.       | L   | 3-5     |
| 2/18/11 | Miami, Fla.            | W   | 5-4     |
| 2/24/13 | Cathedral City, Calif. | W   | 1-0     |
| 2/10/17 | San Juan, Puerto Rico  | L   | 1-10    |
| 2/11/17 | San Juan, Puerto Rico  | L   | 2-4     |
| 2/26/17 | Atlanta, Ga.           | L   | 6-10    |

## SERIES

Home: 0-1, Away: 0-0, Neutral: 3-4

## ILLINOIS - CHICAGO

## GT TRAILS 2-5

| DATE    | LOCATION           | W/L | SCORE    |
|---------|--------------------|-----|----------|
| 4/15/95 | Chattanooga, Tenn. | L   | 2-7      |
| 2/21/97 | Raleigh, N.C.      | L   | 2-11 (5) |
| 2/20/98 | Chapel Hill, N.C.  | L   | 1-4      |
| 2/20/00 | Raleigh, N.C.      | W   | 2-1      |
| 3/23/01 | Marietta, Ga.      | L   | 3-4 (8)  |
| 3/11/06 | Clearwater, Fla.   | W   | 5-2      |
| 3/10/07 | Clearwater, Fla.   | L   | 3-4      |

## SERIES

Home: 0-0, Away: 0-0, Neutral: 2-5

## ILLINOIS STATE

## GT LEADS 1-0

| DATE    | LOCATION         | W/L | SCORE |
|---------|------------------|-----|-------|
| 2/26/12 | Clearwater, Fla. | W   | 6-0   |

## SERIES

Home: 0-0, Away: 0-0, Neutral: 1-0

## INDIANA

## GT LEADS 6-3

| DATE    | LOCATION     | W/L | SCORE |
|---------|--------------|-----|-------|
| 3/15/00 | Atlanta, Ga. | W   | 10-3  |

## SERIES HISTORY

|         |                  |   |          |
|---------|------------------|---|----------|
| 3/15/00 | Atlanta, Ga.     | L | 5-7      |
| 3/7/04  | Tucson, Ariz.    | W | 7-0      |
| 3/8/07  | Clearwater, Fla. | W | 16-8 (6) |
| 2/16/13 | Atlanta, Ga.     | L | 1-4      |
| 2/17/13 | Atlanta, Ga.     | L | 2-10     |
| 2/15/14 | Atlanta, Ga.     | W | 5-1      |
| 2/16/18 | Atlanta, Ga.     | W | 4-1      |
| 2/18/18 | Atlanta, Ga.     | W | 4-1      |

### SERIES

Home: 4-3, Away: 0-0, Neutral: 2-0

## INDIANA STATE

### GT TRAILS 0-2

| DATE   | LOCATION       | W/L | SCORE    |
|--------|----------------|-----|----------|
| 3/1/97 | Atlanta, Ga.   | L   | 0-16 (5) |
| 3/2/07 | Woodstock, Ga. | L   | 1-4      |

### SERIES

Home: 0-1, Away: 0-0, Neutral: 0-1

## IOWA

### GT LEADS 5-0

| DATE    | LOCATION           | W/L | SCORE   |
|---------|--------------------|-----|---------|
| 3/8/02  | Pleasanton, Calif. | W   | 2-1     |
| 3/4/07  | Woodstock, Ga.     | W   | 6-0     |
| 2/28/10 | Columbus, Ga.      | W   | 9-8 (8) |
| 2/18/17 | Atlanta, Ga.       | W   | 3-5     |
| 2/19/17 | Atlanta, Ga.       | W   | 6-5     |

### SERIES

Home: 2-0, Away: 0-0, Neutral: 3-0

## IOWA STATE

### GT LEADS 1-0

| DATE    | LOCATION      | W/L | SCORE    |
|---------|---------------|-----|----------|
| 2/20/04 | Marietta, Ga. | W   | 11-0 (5) |

### SERIES

Home: 0-0, Away: 0-0, Neutral: 1-0

## JACKSON STATE

### GT LEADS 1-0

| DATE   | LOCATION        | W/L | SCORE |
|--------|-----------------|-----|-------|
| 4/8/88 | Pensacola, Fla. | W   | 8-4   |

### SERIES

Home: 0-0, Away: 0-0, Neutral: 1-0

## JACKSONVILLE ST.

### GT LEADS 9-4

| DATE    | LOCATION           | W/L | SCORE   |
|---------|--------------------|-----|---------|
| 2/26/02 | Atlanta, Ga.       | W   | 3-2     |
| 2/26/02 | Atlanta, Ga.       | W   | 4-3     |
| 4/20/02 | Jacksonville, Ala. | W   | 4-2     |
| 4/20/02 | Jacksonville, Ala. | W   | 8-3 (8) |
| 3/7/09  | Woodstock, Ga.     | W   | 3-0     |
| 5/21/09 | Atlanta, Ga.       | W   | 5-3     |
| 3/4/11  | Woodstock, Ga.     | W   | 4-3     |
| 3/15/12 | Atlanta, Ga.       | L   | 6-13    |
| 2/27/13 | Jacksonville, Ala. | W   | 9-7 (9) |
| 3/11/15 | Atlanta, Ga.       | L   | 1-2     |
| 4/15/15 | Jacksonville, Ala. | W   | 5-3     |
| 2/22/17 | Atlanta, Ga.       | L   | 1-7     |
| 4/24/18 | Oxford, Ala.       | L   | 1-2 (9) |

### SERIES

Home: 3-3, Away: 4-1, Neutral: 2-0

## JAMES MADISON

### GT LEADS 1-0

| DATE   | LOCATION       | W/L | SCORE    |
|--------|----------------|-----|----------|
| 3/6/10 | Woodstock, Ga. | W   | 11-0 (6) |

### SERIES

Home: 0-0, Away: 0-0, Neutral: 1-0

## KANSAS

### GT TRAILS 4-3

| DATE    | LOCATION           | W/L | SCORE    |
|---------|--------------------|-----|----------|
| 2/20/99 | Tampa, Fla.        | W   | 4-2      |
| 5/20/05 | Athens, Ga.        | W   | 3-1 (9)  |
| 5/21/05 | Athens, Ga.        | W   | 5-2      |
| 3/19/11 | Myrtle Beach, S.C. | L   | 2-3 (8)  |
| 2/6/15  | Boca Raton, Fla.   | L   | 2-4      |
| 4/9/16  | Lawrence, Kan.     | L   | 0-10 (5) |
| 4/10/16 | Lawrence, Kan.     | L   | 1-12 (5) |

### SERIES

Home: 0-0, Away: 0-2, Neutral: 3-2

## KENNESAW STATE

### GT LEADS 17-8

| DATE    | LOCATION           | W/L | SCORE    |
|---------|--------------------|-----|----------|
| 4/30/92 | Atlanta, Ga.       | L   | 0-3      |
| 4/30/92 | Atlanta, Ga.       | L   | 1-5      |
| 2/18/06 | Panthersville, Ga. | L   | 4-5      |
| 2/18/07 | Kennesaw, Ga.      | W   | 8-2      |
| 4/18/07 | Atlanta, Ga.       | W   | 5-0      |
| 4/18/07 | Atlanta, Ga.       | W   | 8-0 (5)  |
| 3/12/08 | Kennesaw, Ga.      | W   | 8-0 (5)  |
| 3/12/08 | Kennesaw, Ga.      | L   | 3-6      |
| 2/25/09 | Kennesaw, Ga.      | W   | 8-0 (6)  |
| 4/14/09 | Atlanta, Ga.       | W   | 8-6      |
| 2/24/10 | Atlanta, Ga.       | W   | 8-3      |
| 4/14/10 | Kennesaw, Ga.      | W   | 7-3      |
| 2/23/11 | Kennesaw, Ga.      | L   | 1-4      |
| 4/6/11  | Atlanta, Ga.       | W   | 6-1      |
| 3/28/12 | Atlanta, Ga.       | W   | 9-1 (5)  |
| 4/4/12  | Kennesaw, Ga.      | W   | 6-3 (6)  |
| 3/27/13 | Kennesaw, Ga.      | W   | 17-3 (5) |
| 4/24/13 | Atlanta, Ga.       | L   | 8-9      |
| 3/26/14 | Kennesaw, Ga.      | L   | 3-8      |
| 4/23/14 | Atlanta, Ga.       | W   | 8-0 (5)  |
| 4/1/15  | Kennesaw, Ga.      | W   | 3-0      |
| 4/26/16 | Kennesaw, Ga.      | W   | 4-0      |
| 4/25/17 | Kennesaw, Ga.      | W   | 2-1 (12) |
| 2/28/18 | Atlanta, Ga.       | W   | 9-0 (5)  |
| 4/11/18 | Kennesaw, Ga.      | L   | 0-1 (10) |

### SERIES

Home: 8-3, Away: 9-4, Neutral: 0-1

## KENT STATE

### GT LEADS 1-0

| DATE    | LOCATION      | W/L | SCORE |
|---------|---------------|-----|-------|
| 3/18/05 | Orlando, Fla. | W   | 5-0   |

### SERIES

Home: 0-0, Away: 0-0, Neutral: 1-0

## KENTUCKY

### GT LEADS 2-1

| DATE    | LOCATION          | W/L | SCORE |
|---------|-------------------|-----|-------|
| 2/21/98 | Chapel Hill, N.C. | W   | 6-2   |
| 2/8/04  | Monroe, La.       | L   | 3-5   |
| 3/6/10  | Woodstock, Ga.    | W   | 6-3   |

### SERIES

Home: 0-0, Away: 0-0, Neutral: 2-1

## KUTZTOWN

### GT LEADS 1-0

| DATE   | LOCATION        | W/L | SCORE |
|--------|-----------------|-----|-------|
| 3/4/89 | Pensacola, Fla. | W   | 3-2   |

### SERIES

Home: 0-0, Away: 0-0, Neutral: 1-0

## LA-LAFAYETTE

### GT TRAILS 2-5

| DATE    | LOCATION           | W/L | SCORE    |
|---------|--------------------|-----|----------|
| 2/27/93 | Lafayette, La.     | L   | 0-9      |
| 4/14/95 | Chattanooga, Tenn. | L   | 0-1      |
| 3/29/97 | Marietta, Ga.      | L   | 1-9 (6)  |
| 2/8/04  | Monroe, La.        | W   | 4-1      |
| 2/27/10 | Columbus, Ga.      | W   | 7-1      |
| 3/22/12 | Lafayette, La.     | L   | 11-12    |
| 3/22/12 | Lafayette, La.     | L   | 2-10 (5) |

\*Known as Southwestern Louisiana, 1960-1999.

### SERIES

Home: 0-0, Away: 0-3, Neutral: 2-2

## LA SALLE

### GT LEADS 1-0

| DATE    | LOCATION          | W/L | SCORE |
|---------|-------------------|-----|-------|
| 3/25/18 | Buies Creek, N.C. | w   | 3-2   |

### SERIES

Home: 0-0, Away: 0-0, Neutral: 1-0

## LANDER COLLEGE

### GT TRAILS 0-2

| DATE   | LOCATION     | W/L | SCORE    |
|--------|--------------|-----|----------|
| 3/4/90 | Atlanta, Ga. | L   | 0-2 (10) |
| 3/4/90 | Atlanta, Ga. | L   | 2-6      |

### SERIES

Home: 0-2, Away: 0-0, Neutral: 0-0

## LEE COLLEGE

### GT TRAILS 0-1

| DATE    | LOCATION        | W/L | SCORE |
|---------|-----------------|-----|-------|
| 3/23/89 | Pensacola, Fla. | L   | 1-2   |

### SERIES

Home: 0-0, Away: 0-0, Neutral: 0-1

## LIBERTY

### GT LEADS 1-0

| DATE    | LOCATION         | W/L | SCORE |
|---------|------------------|-----|-------|
| 3/21/11 | Knoxville, Tenn. | W   | 4-3   |

### SERIES

Home: 0-0, Away: 0-0, Neutral: 1-0

## LIMESTONE COLLEGE

### SERIES TIED 1-1

| DATE    | LOCATION     | W/L | SCORE |
|---------|--------------|-----|-------|
| 3/25/90 | Atlanta, Ga. | W   | 2-1   |
| 3/25/90 | Atlanta, Ga. | L   | 2-7   |

### SERIES

Home: 1-1, Away: 0-0, Neutral: 0-0

## LIPSCOMB

### GT LEADS 5-2

| DATE    | LOCATION           | W/L | SCORE    |
|---------|--------------------|-----|----------|
| 3/22/03 | Marietta, Ga.      | W   | 3-2      |
| 3/3/07  | Woodstock, Ga.     | W   | 11-1 (5) |
| 2/9/08  | Panthersville, Ga. | L   | 9-11     |
| 2/11/08 | Panthersville, Ga. | W   | 2-1      |
| 3/18/11 | Myrtle Beach, S.C. | W   | 5-1      |
| 3/18/11 | Myrtle Beach, S.C. | W   | 4-3      |
| 2/9/18  | Gulf Shores, Ala.  | L   | 0-1 (8)  |

### SERIES

Home: 0-0, Away: 0-0, Neutral: 5-2

## LIU BROOKLYN

### GT LEADS 3-1

| DATE    | LOCATION         | W/L | SCORE |
|---------|------------------|-----|-------|
| 3/2/02  | Baton Rouge, La. | W   | 3-2   |
| 3/10/06 | Clearwater, Fla. | W   | 5-2   |
| 2/6/15  | Boca Raton, Fla. | L   | 3-4   |
| 3/19/16 | Tampa, Fla.      | W   | 4-0   |

### SERIES

Home: 0-0, Away: 0-0, Neutral: 3-1

## LONG BEACH STATE

### GT LEADS 2-0

| DATE    | LOCATION           | W/L | SCORE    |
|---------|--------------------|-----|----------|
| 3/8/02  | Pleasanton, Calif. | W   | 4-2      |
| 2/20/10 | Las Vegas, Nev.    | W   | 12-3 (5) |

### SERIES

Home: 0-0, Away: 0-0, Neutral: 2-0

## LOUISIANA TECH

### GT TRAILS 1-2

| DATE    | LOCATION      | W/L | SCORE |
|---------|---------------|-----|-------|
| 2/28/94 | Atlanta, Ga.  | W   | 6-2   |
| 2/28/94 | Atlanta, Ga.  | L   | 0-2   |
| 4/26/97 | Oxford, Miss. | L   | 6-8   |

### SERIES

Home: 1-1, Away: 0-0, Neutral: 0-1

## LOUISIANA MONROE

### GT LEADS 2-0

| DATE    | LOCATION    | W/L | SCORE   |
|---------|-------------|-----|---------|
| 2/17/01 | Monroe, La. | W   | 3-2     |
| 2/7/04  | Monroe, La. | W   | 9-0 (5) |

### SERIES

Home: 10-0, Away: 2-0, Neutral: 0-0

## LOUISVILLE

### GT TRAILS 1-6

| DATE    | LOCATION        | W/L | SCORE    |
|---------|-----------------|-----|----------|
| 3/2/13  | Orlando, Fla.   | L   | 3-6      |
| 2/28/15 | Atlanta, Ga.    | L   | 1-6      |
| 2/28/15 | Atlanta, Ga.    | L   | 4-5      |
| 3/1/15  | Atlanta, Ga.    | L   | 2-15 (6) |
| 3/5/16  | Louisville, Ky. | L   | 3-12 (5) |
| 3/5/16  | Louisville, Ky. | W   | 5-2      |
| 3/6/16  | Louisville, Ky. | L   | 4-5      |

### SERIES

Home: 0-3, Away: 1-2, Neutral: 0-1

## LOYOLA-MARYMOUNT

### GT LEADS 1-0

| DATE    | LOCATION               | W/L | SCORE |
|---------|------------------------|-----|-------|
| 2/20/09 | Cathedral City, Calif. | W   | 5-0   |

### SERIES

Home: 0-0, Away: 0-0, Neutral: 1-0

## LSU

### GT TRAILS 0-1

| DATE    | LOCATION         | W/L | SCORE |
|---------|------------------|-----|-------|
| 2/20/12 | Baton Rouge, La. | L   | 1-2   |

### SERIES

Home: 0-0, Away: 0-1, Neutral: 0-0

## MAINE

### GT LEADS 1-0

## SERIES HISTORY

| DATE    | LOCATION      | W/L | SCORE   |
|---------|---------------|-----|---------|
| 3/31/95 | Marietta, Ga. | W   | 8-0 (5) |

## SERIES

Home: 0-0, Away: 0-0, Neutral: 1-0

## MANCHESTER

## GT TRAILS 0-1

| DATE    | LOCATION        | W/L | SCORE |
|---------|-----------------|-----|-------|
| 3/23/89 | Pensacola, Fla. | L   | 0-6   |

## SERIES

Home: 0-0, Away: 0-0, Neutral: 0-1

## MANHATTAN

## GT LEADS 1-0

| DATE   | LOCATION           | W/L | SCORE |
|--------|--------------------|-----|-------|
| 3/1/03 | Panthersville, Ga. | W   | 7-0   |

## SERIES

Home: 0-0, Away: 0-0, Neutral: 1-0

## MARSHALL

## GT LEADS 5-0

| DATE    | LOCATION        | W/L | SCORE   |
|---------|-----------------|-----|---------|
| 3/26/94 | Rock Hill, S.C. | W   | 9-0 (5) |
| 2/22/97 | Raleigh, N.C.   | W   | 1-0     |
| 3/24/00 | Marietta, Ga.   | W   | 4-2     |
| 3/3/06  | Marietta, Ga.   | W   | 12-6    |
| 2/15/13 | Atlanta, Ga.    | W   | 7-6     |

## SERIES

Home: 1-0, Away: 0-0, Neutral: 4-0

## MARYLAND

## GT LEADS 40-18

| DATE    | LOCATION          | W/L | SCORE    |
|---------|-------------------|-----|----------|
| 3/30/95 | Atlanta, Ga.      | W   | 4-2      |
| 3/30/95 | Atlanta, Ga.      | W   | 8-1      |
| 3/28/96 | Atlanta, Ga.      | L   | 0-2      |
| 3/28/96 | Atlanta, Ga.      | W   | 1-0      |
| 4/13/97 | College Park, Md. | L   | 1-2      |
| 4/13/97 | College Park, Md. | L   | 0-3      |
| 4/19/97 | Marietta, Ga.     | L   | 0-9 (6)  |
| 3/23/98 | Atlanta, Ga.      | L   | 5-7      |
| 3/24/98 | Atlanta, Ga.      | L   | 0-5      |
| 4/24/98 | Tallahassee, Fla. | L   | 0-4      |
| 4/9/99  | College Park, Md. | L   | 1-2 (10) |
| 4/10/99 | College Park, Md. | L   | 0-8 (5)  |
| 5/15/99 | Tallahassee, Fla. | L   | 0-7      |
| 3/21/00 | Atlanta, Ga.      | L   | 3-7      |
| 3/21/00 | Atlanta, Ga.      | L   | 5-9      |
| 4/30/00 | Tallahassee, Fla. | L   | 1-2      |
| 4/15/01 | College Park, Md. | L   | 0-2      |
| 4/15/01 | College Park, Md. | W   | 4-3      |
| 5/11/01 | Raleigh, N.C.     | L   | 0-1      |
| 3/24/02 | Marietta, Ga.     | W   | 2-1 (8)  |
| 3/27/02 | Atlanta, Ga.      | W   | 3-0      |
| 3/27/02 | Atlanta, Ga.      | W   | 4-0      |
| 4/6/02  | Chapel Hill, N.C. | W   | 5-1      |
| 5/10/02 | Tallahassee, Fla. | W   | 1-0 (9)  |
| 3/22/03 | Marietta, Ga.     | W   | 1-0 (9)  |
| 4/6/03  | College Park, Md. | W   | 5-1      |
| 4/6/03  | College Park, Md. | W   | 1-0 (10) |
| 5/2/04  | Atlanta, Ga.      | W   | 10-2 (6) |
| 5/2/04  | Atlanta, Ga.      | W   | 1-0      |
| 5/15/04 | Tallahassee, Fla. | W   | 6-4      |
| 4/29/05 | College Park, Md. | W   | 3-2      |
| 4/29/05 | College Park, Md. | L   | 1-2      |
| 3/18/06 | Atlanta, Ga.      | W   | 4-1      |
| 3/18/06 | Atlanta, Ga.      | W   | 9-0      |
| 3/19/06 | Atlanta, Ga.      | W   | 5-1      |
| 4/14/07 | College Park, Md. | W   | 7-3      |
| 4/14/07 | College Park, Md. | W   | 7-2      |
| 5/10/07 | Tallahassee, Fla. | W   | 5-1      |
| 4/26/08 | Atlanta, Ga.      | W   | 2-0      |
| 4/26/08 | Atlanta, Ga.      | W   | 4-2      |

|         |                   |   |          |
|---------|-------------------|---|----------|
| 4/27/08 | Atlanta, Ga.      | W | 4-3      |
| 5/2/09  | College Park, Md. | W | 9-2      |
| 5/2/09  | College Park, Md. | W | 8-0 (5)  |
| 3/27/10 | Atlanta, Ga.      | W | 9-8      |
| 3/27/10 | Atlanta, Ga.      | W | 3-1      |
| 3/28/10 | Atlanta, Ga.      | W | 1-0      |
| 4/2/11  | College Park, Md. | W | 5-2      |
| 4/2/11  | College Park, Md. | W | 4-3      |
| 4/3/11  | College Park, Md. | W | 2-0      |
| 4/7/12  | Atlanta, Ga.      | W | 6-1      |
| 4/7/12  | Atlanta, Ga.      | W | 9-6      |
| 4/8/12  | Atlanta, Ga.      | W | 5-0      |
| 4/13/13 | Atlanta, Ga.      | L | 6-8      |
| 4/13/13 | Atlanta, Ga.      | W | 5-4      |
| 4/14/13 | Atlanta, Ga.      | L | 5-14 (5) |
| 3/15/14 | College Park, Md. | W | 7-4      |
| 3/15/14 | College Park, Md. | W | 4-1      |
| 3/16/14 | College Park, Md. | W | 7-6      |

## SERIES

Home: 20-7, Away: 14-6, Neutral: 6-5

## MARYVILLE

## GT TRAILS 0-2

| DATE    | LOCATION      | W/L | SCORE |
|---------|---------------|-----|-------|
| 4/21/90 | Columbus, Ga. | L   | 1-2   |
| 4/21/90 | Columbus, Ga. | L   | 1-2   |

## SERIES

Home: 0-0, Away: 0-0, Neutral: 0-2

## MASSACHUSETTS

## SERIES TIED 3-3

| DATE    | LOCATION         | W/L | SCORE |
|---------|------------------|-----|-------|
| 5/16/03 | Tuscaloosa, Ala. | L   | 0-2   |
| 5/20/04 | Athens, Ga.      | W   | 1-0   |
| 3/12/06 | Clearwater, Fla. | L   | 1-2   |
| 3/24/07 | Columbus, Ga.    | W   | 3-0   |
| 3/9/07  | Clearwater, Fla. | W   | 5-1   |
| 2/25/12 | Clearwater, Fla. | L   | 0-1   |

## SERIES

Home: 0-0, Away: 0-0, Neutral: 3-3

## MCNEESE STATE

## GT LEADS 1-0

| DATE   | LOCATION         | W/L | SCORE   |
|--------|------------------|-----|---------|
| 3/2/02 | Baton Rouge, La. | W   | 2-1 (9) |

## SERIES

Home: 0-0, Away: 0-0, Neutral: 1-0

## MERCER

## GT LEADS 52-15

| DATE    | LOCATION        | W/L | SCORE    |
|---------|-----------------|-----|----------|
| 4/7/87  | Macon, Ga.      | W   | 7-3      |
| 4/7/87  | Macon, Ga.      | L   | 1-2      |
| 4/10/87 | Pensacola, Fla. | L   | 6-7      |
| 4/30/87 | Atlanta, Ga.    | W   | 2-0      |
| 4/30/87 | Atlanta, Ga.    | W   | 3-2      |
| 4/15/88 | Columbus, Ga.   | L   | 2-3      |
| 4/15/88 | Columbus, Ga.   | L   | 0-1      |
| 4/26/88 | Atlanta, Ga.    | L   | 0-3      |
| 4/26/88 | Atlanta, Ga.    | L   | 6-12     |
| 4/30/88 | Atlanta, Ga.    | W^  | 1-0      |
| 4/30/88 | Atlanta, Ga.    | W^  | 1-0      |
| 4/1/89  | Macon, Ga.      | L   | 0-3      |
| 4/1/89  | Macon, Ga.      | L   | 0-2      |
| 4/25/89 | Atlanta, Ga.    | W   | 4-0      |
| 4/25/89 | Atlanta, Ga.    | W   | 5-1      |
| 3/13/90 | Atlanta, Ga.    | W   | 5-4 (11) |
| 3/13/90 | Atlanta, Ga.    | W   | 5-1      |
| 4/20/90 | Columbus, Ga.   | W   | 4-0      |
| 4/24/90 | Macon, Ga.      | L   | 1-2 (8)  |
| 4/24/90 | Macon, Ga.      | L   | 1-3      |
| 4/9/91  | Macon, Ga.      | W   | 2-1      |

|         |                   |   |          |
|---------|-------------------|---|----------|
| 4/13/91 | Chapel Hill, N.C. | W | 2-1      |
| 4/19/91 | Columbus, Ga.     | W | 5-0      |
| 4/20/91 | Columbus, Ga.     | W | 2-1      |
| 3/11/92 | Atlanta, Ga.      | W | 11-1 (6) |
| 3/11/92 | Atlanta, Ga.      | W | 3-2      |
| 4/29/92 | Macon, Ga.        | W | 3-0      |
| 4/29/92 | Macon, Ga.        | W | 8-1      |
| 2/18/93 | Macon, Ga.        | W | 13-0     |
| 2/18/93 | Macon, Ga.        | W | 8-5      |
| 4/2/93  | Marietta, Ga.     | W | 18-2     |
| 4/6/93  | Atlanta, Ga.      | W | 5-1      |
| 4/6/93  | Atlanta, Ga.      | W | 4-3      |
| 2/17/94 | Macon, Ga.        | W | 6-0      |
| 2/17/94 | Macon, Ga.        | W | 8-1      |
| 4/25/94 | Atlanta, Ga.      | W | 6-0      |
| 4/25/94 | Atlanta, Ga.      | W | 6-4      |
| 2/23/95 | Macon, Ga.        | W | 4-0      |
| 2/23/95 | Macon, Ga.        | W | 11-2     |
| 4/3/95  | Atlanta, Ga.      | W | 5-0      |
| 4/3/95  | Atlanta, Ga.      | W | 8-2      |
| 3/7/96  | Atlanta, Ga.      | W | 10-0 (5) |
| 3/7/96  | Atlanta, Ga.      | W | 4-2      |
| 4/12/96 | Macon, Ga.        | W | 5-3      |
| 4/12/96 | Macon, Ga.        | W | 5-0      |
| 4/8/97  | Macon, Ga.        | L | 1-2      |
| 4/8/97  | Macon, Ga.        | L | 4-7      |
| 2/25/98 | Atlanta, Ga.      | W | 6-5      |
| 2/25/98 | Atlanta, Ga.      | W | 6-3      |
| 3/3/99  | Macon, Ga.        | W | 10-3     |
| 3/3/99  | Macon, Ga.        | W | 10-4     |
| 3/27/99 | Marietta, Ga.     | W | 12-2 (5) |
| 4/26/02 | Atlanta, Ga.      | W | 10-2 (6) |
| 4/26/02 | Atlanta, Ga.      | W | 4-0      |
| 3/30/03 | Macon, Ga.        | W | 14-0     |
| 3/30/03 | Macon, Ga.        | W | 10-1     |
| 3/5/05  | Marietta, Ga.     | W | 8-0 (6)  |
| 5/7/07  | Atlanta, Ga.      | W | 4-1      |
| 3/9/08  | Macon, Ga.        | L | 1-2      |
| 3/6/09  | Woodstock, Ga.    | W | 4-1      |
| 3/13/10 | Atlanta, Ga.      | W | 8-2      |
| 3/14/10 | Atlanta, Ga.      | W | 10-5     |
| 2/20/13 | Atlanta, Ga.      | L | 9-10     |
| 4/10/13 | Macon, Ga.        | L | 1-9 (5)  |
| 3/2/16  | Atlanta, Ga.      | W | 2-1      |
| 3/2/16  | Atlanta, Ga.      | W | 4-0      |

## SERIES

Home: 28-3, Away: 16-9, Neutral: 8-3

## MIAMI (OHIO)

## GT LEADS 4-0

| DATE    | LOCATION         | W/L | SCORE    |
|---------|------------------|-----|----------|
| 2/21/99 | Greenville, N.C. | W   | 5-3      |
| 2/17/07 | Kennesaw, Ga.    | W   | 10-0 (5) |
| 2/15/13 | Atlanta, Ga.     | W   | 10-8     |
| 2/16/13 | Atlanta, Ga.     | W   | 16-4     |

## SERIES

Home: 2-0, Away: 0-0, Neutral: 2-0

## MICHIGAN

## GT TRAILS 0-5

| DATE    | LOCATION          | W/L | SCORE    |
|---------|-------------------|-----|----------|
| 2/28/04 | Columbus, Ga.     | L   | 1-3      |
| 2/25/05 | Columbus, Ga.     | L   | 1-3      |
| 3/1/13  | Orlando, Fla.     | L   | 1-6      |
| 2/13/15 | Tallahassee, Fla. | L   | 0-10 (5) |
| 2/15/15 | Tallahassee, Fla. | L   | 2-10 (5) |

## SERIES

Home: 0-0, Away: 0-0, Neutral: 0-5

## MICHIGAN STATE

## GT TRAILS 0-2

| DATE   | LOCATION         | W/L | SCORE |
|--------|------------------|-----|-------|
| 3/9/06 | Clearwater, Fla. | L   | 2-3   |
| 3/8/17 | Atlanta, Ga.     | L   | 3-7   |

## SERIES

Home: 0-1, Away: 0-0, Neutral: 0-1

## MIDDLE TENNESSEE ST.

## SERIES TIED 2-2

| DATE    | LOCATION         | W/L | SCORE   |
|---------|------------------|-----|---------|
| 3/4/95  | Atlanta, Ga.     | L   | 3-4     |
| 3/28/97 | Marietta, Ga.    | L   | 0-1 (8) |
| 3/4/07  | Woodstock, Ga.   | W   | 8-6     |
| 2/15/08 | Tuscaloosa, Ala. | W   | 2-1     |

## SERIES

Home: 0-1, Away: 0-0, Neutral: 2-1

## MINNESOTA

## GT TRAILS 0-3

| DATE    | LOCATION       | W/L | SCORE |
|---------|----------------|-----|-------|
| 2/26/93 | Lafayette, La. | L   | 1-5   |
| 3/24/97 | Atlanta, Ga.   | L   | 1-5   |
| 2/19/00 | Raleigh, N.C.  | L   | 0-2   |

## SERIES

Home: 0-0, Away: 0-0, Neutral: 0-3

## MISSISSIPPI

## GT TRAILS 2-4

| DATE    | LOCATION        | W/L | SCORE |
|---------|-----------------|-----|-------|
| 4/10/87 | Pensacola, Fla. | L   | 1-3   |
| 4/26/97 | Oxford, Miss.   | L   | 1-3   |
| 2/27/98 | Atlanta, Ga.    | W   | 8-3   |
| 2/27/98 | Atlanta, Ga.    | L   | 0-1   |
| 2/28/98 | Atlanta, Ga.    | L   | 2-4   |
| 3/7/10  | Woodstock, Ga.  | W   | 1-0   |

## SERIES

Home: 1-2, Away: 0-1, Neutral: 1-1

## MISSISSIPPI STATE

## GT TRAILS 2-9

| DATE    | LOCATION          | W/L | SCORE    |
|---------|-------------------|-----|----------|
| 4/21/99 | Atlanta, Ga.      | L   | 0-5      |
| 4/19/00 | Starkville, Miss. | L   | 2-3      |
| 4/19/01 | Atlanta, Ga.      | L   | 2-4      |
| 4/19/01 | Atlanta, Ga.      | L   | 1-4 (10) |
| 4/18/02 | Starkville, Miss. | L   | 4-7      |
| 4/18/02 | Starkville, Miss. | L   | 0-3      |
| 4/14/03 | Atlanta, Ga.      | W   | 9-1 (5)  |
| 4/14/03 | Atlanta, Ga.      | W   | 5-3      |
| 5/8/04  | Starkville, Miss. | L   | 2-10 (6) |
| 5/8/04  | Starkville, Miss. | L   | 0-1      |
| 2/25/12 | Clearwater, Fla.  | L   | 3-5      |

## SERIES

Home: 2-3, Away: 0-5, Neutral: 0-1

## MISSOURI

## GT TRAILS 1-4

| DATE    | LOCATION      | W/L | SCORE    |
|---------|---------------|-----|----------|
| 2/10/06 | Atlanta, Ga.  | W   | 11-6     |
| 2/10/06 | Atlanta, Ga.  | L   | 5-8      |
| 2/11/06 | Atlanta, Ga.  | L   | 3-9      |
| 3/23/13 | Columbia, Mo. | L   | 0-8 (5)  |
| 3/23/13 | Columbia, Mo. | L   | 0-16 (5) |

## SERIES

Home: 1-2, Away: 0-2, Neutral: 0-0

## MISSOURI BAPTIST

## GT TRAILS 0-1

| DATE    | LOCATION        | W/L | SCORE |
|---------|-----------------|-----|-------|
| 3/23/89 | Pensacola, Fla. | L   | 1-6   |

## SERIES

# SERIES HISTORY

Home: 0-0, Away: 0-0, Neutral: 0-1

## MISSOURI STATE

### GT LEADS 4-1

| DATE    | LOCATION     | W/L | SCORE |
|---------|--------------|-----|-------|
| 3/28/00 | Atlanta, Ga. | W   | 6-2   |
| 2/9/13  | Atlanta, Ga. | W   | 8-7   |
| 2/8/14  | Atlanta, Ga. | W   | 3-0   |
| 2/8/14  | Atlanta, Ga. | L   | 3-6   |
| 2/9/14  | Atlanta, Ga. | W   | 7-1   |

### SERIES

Home: 4-1, Away: 0-0, Neutral: 0-0

## MOUNT ST. MARY'S

### GT LEADS 3-0

| DATE    | LOCATION     | W/L | SCORE    |
|---------|--------------|-----|----------|
| 2/20/15 | Atlanta, Ga. | W   | 10-0 (5) |
| 2/20/15 | Atlanta, Ga. | W   | 12-2 (5) |
| 2/22/15 | Atlanta, Ga. | W   | 2-0      |

### SERIES

Home: 3-0, Away: 0-0, Neutral: 0-0

## MOREHEAD STATE

### GT LEADS 2-0

| DATE    | LOCATION     | W/L | SCORE |
|---------|--------------|-----|-------|
| 3/14/92 | Atlanta, Ga. | W   | 5-1   |
| 3/14/92 | Atlanta, Ga. | W   | 5-2   |

### SERIES

Home: 2-0, Away: 0-0, Neutral: 0-0

## MORRIS BROWN

### GT LEADS 2-0

| DATE   | LOCATION     | W/L | SCORE |
|--------|--------------|-----|-------|
| 4/8/01 | Atlanta, Ga. | W^  | 7-0   |
| 4/8/01 | Atlanta, Ga. | W^  | 7-0   |

### SERIES

Home: 2-0, Away: 0-0, Neutral: 0-0

## NC CENTRAL

### GT LEADS 2-0

| DATE    | LOCATION     | W/L | SCORE |
|---------|--------------|-----|-------|
| 3/14/16 | Atlanta, Ga. | W   | 3-2   |
| 3/15/16 | Atlanta, Ga. | W   | 7-0   |

### SERIES

Home: 2-0, Away: 0-0, Neutral: 0-0

## NC STATE

### GT LEADS 30-17

| DATE    | LOCATION          | W/L | SCORE   |
|---------|-------------------|-----|---------|
| 4/17/04 | Raleigh, N.C.     | W   | 2-0     |
| 4/17/04 | Raleigh, N.C.     | L   | 0-2     |
| 5/14/04 | Tallahassee, Fla. | W   | 2-1     |
| 4/9/05  | Atlanta, Ga.      | W   | 4-0     |
| 4/9/05  | Atlanta, Ga.      | W   | 9-2     |
| 4/10/05 | Atlanta, Ga.      | W   | 2-1     |
| 5/12/05 | College Park, Md. | W   | 2-0     |
| 3/5/06  | Marietta, Ga.     | W   | 7-1     |
| 4/8/06  | Raleigh, N.C.     | L   | 1-9     |
| 4/8/06  | Raleigh, N.C.     | W   | 4-3     |
| 4/9/06  | Raleigh, N.C.     | L   | 3-7     |
| 3/24/07 | Atlanta, Ga.      | W   | 11-10   |
| 3/24/07 | Atlanta, Ga.      | W   | 4-1     |
| 3/25/07 | Atlanta, Ga.      | L   | 6-9     |
| 4/5/08  | Raleigh, N.C.     | L   | 3-8     |
| 4/6/08  | Raleigh, N.C.     | L   | 1-6     |
| 4/6/08  | Raleigh, N.C.     | L   | 6-9     |
| 5/8/08  | College Park, Md. | L   | 0-1     |
| 4/10/09 | Atlanta, Ga.      | W   | 8-0 (5) |

|         |               |   |          |
|---------|---------------|---|----------|
| 4/10/09 | Atlanta, Ga.  | W | 4-1      |
| 4/11/09 | Atlanta, Ga.  | W | 5-0      |
| 5/1/10  | Raleigh, N.C. | W | 11-4     |
| 5/1/10  | Raleigh, N.C. | W | 9-2      |
| 5/2/10  | Raleigh, N.C. | W | 8-1      |
| 3/26/11 | Atlanta, Ga.  | W | 5-4      |
| 3/26/11 | Atlanta, Ga.  | W | 8-4      |
| 3/27/11 | Atlanta, Ga.  | W | 14-0 (5) |
| 3/31/12 | Raleigh, N.C. | W | 6-4      |
| 3/31/12 | Raleigh, N.C. | W | 6-3      |
| 4/1/12  | Raleigh, N.C. | W | 5-2      |
| 3/29/13 | Atlanta, Ga.  | W | 7-2      |
| 3/29/13 | Atlanta, Ga.  | W | 7-5      |
| 3/30/13 | Atlanta, Ga.  | L | 4-12     |
| 3/19/14 | Raleigh, N.C. | L | 4-5      |
| 3/19/14 | Raleigh, N.C. | L | 3-10     |
| 3/28/15 | Atlanta, Ga.  | W | 5-3      |
| 3/28/15 | Atlanta, Ga.  | L | 1-7      |
| 3/29/15 | Atlanta, Ga.  | L | 0-10 (5) |
| 4/30/16 | Raleigh, N.C. | L | 5-7      |
| 4/30/16 | Raleigh, N.C. | W | 7-3      |
| 5/1/16  | Raleigh, N.C. | W | 5-3      |
| 4/7/17  | Atlanta, Ga.  | W | 7-6 (10) |
| 4/8/17  | Atlanta, Ga.  | L | 11-12    |
| 4/9/17  | Atlanta, Ga.  | L | 0-3      |
| 3/16/18 | Atlanta, Ga.  | W | 3-0      |
| 3/17/18 | Atlanta, Ga.  | L | 2-4      |
| 3/18/18 | Atlanta, Ga.  | W | 5-0      |

### SERIES

Home: 17-7, Away: 10-9, Neutral: 3-1

## NEBRASKA

### SERIES TIED 4-4

| DATE    | LOCATION          | W/L | SCORE    |
|---------|-------------------|-----|----------|
| 2/27/04 | Columbus, Ga.     | W   | 1-0      |
| 2/26/05 | Columbus, Ga.     | L   | 1-9 (5)  |
| 2/26/10 | Columbus, Ga.     | L   | 0-2      |
| 2/12/12 | Tempe, Ariz.      | W   | 6-5      |
| 2/13/15 | Tallahassee, Fla. | W   | 11-2 (5) |
| 2/14/15 | Tallahassee, Fla. | W   | 10-2 (5) |
| 2/16/18 | Atlanta, Ga.      | L   | 5-6      |
| 2/17/18 | Atlanta, Ga.      | L   | 3-7      |

### SERIES

Home: 0-2, Away: 0-0, Neutral: 4-2

## NEW MEXICO

### GT LEADS 2-1

| DATE    | LOCATION         | W/L | SCORE    |
|---------|------------------|-----|----------|
| 3/2/07  | Woodstock, Ga.   | W   | 11-3 (6) |
| 2/15/08 | Tuscaloosa, Ala. | L   | 0-1      |
| 2/16/08 | Tuscaloosa, Ala. | W   | 6-0      |

### SERIES

Home: 0-0, Away: 0-0, Neutral: 2-1

## NIAGARA

### GT LEADS 2-0

| DATE    | LOCATION      | W/L | SCORE    |
|---------|---------------|-----|----------|
| 3/26/99 | Marietta, Ga. | W   | 10-3     |
| 3/2/11  | Atlanta, Ga.  | W   | 12-3 (5) |

### SERIES

Home: 1-0, Away: 0-0, Neutral: 1-0

## NICHOLLS STATE

### GT LEADS 2-3

| DATE    | LOCATION         | W/L | SCORE    |
|---------|------------------|-----|----------|
| 4/2/94  | Marietta, Ga.    | L   | 1-6      |
| 4/1/95  | Marietta, Ga.    | L   | 0-7      |
| 4/5/96  | Birmingham, Ala. | W   | 5-4 (10) |
| 3/27/98 | Marietta, Ga.    | W   | 2-1      |
| 3/20/04 | Marietta, Ga.    | L   | 1-2      |

### SERIES

Home: 0-0, Away: 0-0, Neutral: 2-3

## NORTH CAROLINA

### GT TRAILS 36-41

| DATE    | LOCATION              | W/L | SCORE    |
|---------|-----------------------|-----|----------|
| 4/12/91 | Chapel Hill, N.C.     | L   | 1-3      |
| 4/3/92  | Greenville, S.C.      | L   | 0-2      |
| 4/4/92  | Greenville, S.C.      | L   | 0-6      |
| 4/11/92 | Chapel Hill, N.C.     | W   | 4-3      |
| 4/3/93  | Marietta, Ga.         | W   | 3-0      |
| 4/11/93 | Chapel Hill, N.C.     | L   | 1-9      |
| 4/16/93 | Tallahassee, Fla.     | W   | 3-2      |
| 3/20/94 | Atlanta, Ga.          | W   | 9-6      |
| 3/20/94 | Atlanta, Ga.          | W   | 9-1 (5)  |
| 4/22/94 | Tallahassee, Fla.     | L   | 0-4      |
| 3/21/95 | Chapel Hill, N.C.     | W   | 3-2      |
| 3/21/95 | Chapel Hill, N.C.     | W   | 8-0      |
| 3/29/96 | Marietta, Ga.         | L   | 1-5      |
| 4/25/96 | Atlanta, Ga.          | L   | 1-16 (6) |
| 3/8/97  | Atlanta, Ga.          | W   | 5-3      |
| 3/8/97  | Atlanta, Ga.          | W   | 9-2      |
| 4/17/97 | Marietta, Ga.         | L   | 7-8      |
| 4/19/97 | Marietta, Ga.         | W   | 3-2 (8)  |
| 3/7/98  | Chapel Hill, N.C.     | L   | 0-5      |
| 4/24/99 | Atlanta, Ga.          | L   | 2-4      |
| 4/25/99 | Atlanta, Ga.          | L   | 5-7      |
| 5/15/99 | Tallahassee, Fla.     | W   | 6-2      |
| 4/22/00 | Chapel Hill, N.C.     | L   | 0-2      |
| 4/23/00 | Chapel Hill, N.C.     | L   | 1-6      |
| 4/21/01 | Atlanta, Ga.          | L   | 0-2      |
| 4/22/01 | Atlanta, Ga.          | L   | 3-5      |
| 4/5/02  | Chapel Hill, N.C.     | W   | 1-0      |
| 4/5/02  | Chapel Hill, N.C.     | W   | 5-4      |
| 4/6/02  | Chapel Hill, N.C.     | W   | 8-5      |
| 5/12/02 | Tallahassee, Fla.     | W   | 6-2      |
| 4/17/03 | Atlanta, Ga.          | L   | 1-3      |
| 5/9/03  | Tallahassee, Fla.     | W   | 3-1      |
| 4/18/04 | Chapel Hill, N.C.     | W   | 2-1      |
| 4/18/04 | Chapel Hill, N.C.     | L   | 2-3      |
| 5/15/04 | Tallahassee, Fla.     | W   | 4-0      |
| 3/12/05 | Atlanta, Ga.          | W   | 12-2 (5) |
| 3/12/05 | Atlanta, Ga.          | L   | 4-8 (8)  |
| 3/13/05 | Atlanta, Ga.          | W   | 4-0      |
| 4/22/06 | Chapel Hill, N.C.     | L   | 4-5      |
| 4/22/06 | Chapel Hill, N.C.     | W   | 1-0 (8)  |
| 4/23/06 | Chapel Hill, N.C.     | L   | 2-4      |
| 3/31/07 | Atlanta, Ga.          | L   | 2-4 (12) |
| 3/31/07 | Atlanta, Ga.          | W   | 5-4      |
| 4/1/07  | Atlanta, Ga.          | L   | 4-6      |
| 3/29/08 | Chapel Hill, N.C.     | L   | 1-3      |
| 3/29/08 | Chapel Hill, N.C.     | L   | 2-6      |
| 4/25/09 | Atlanta, Ga.          | W   | 6-0      |
| 4/25/09 | Atlanta, Ga.          | W   | 3-2 (8)  |
| 4/26/09 | Atlanta, Ga.          | W   | 3-2      |
| 3/20/10 | Chapel Hill, N.C.     | W   | 16-1 (5) |
| 3/20/10 | Atlanta, Ga.          | L   | 3-8      |
| 3/21/10 | Atlanta, Ga.          | W   | 5-0      |
| 5/15/10 | Blacksburg, Va.       | W   | 8-0 (5)  |
| 4/16/11 | Atlanta, Ga.          | W   | 6-4      |
| 4/16/11 | Atlanta, Ga.          | W   | 7-5      |
| 4/17/11 | Atlanta, Ga.          | W   | 3-2      |
| 4/21/12 | Chapel Hill, N.C.     | L   | 2-3      |
| 4/21/12 | Chapel Hill, N.C.     | L   | 4-6      |
| 4/21/13 | Chapel Hill, N.C.     | L   | 1-7      |
| 4/21/13 | Chapel Hill, N.C.     | W   | 8-5      |
| 4/22/13 | Chapel Hill, N.C.     | L   | 6-11     |
| 5/9/13  | Tallahassee, Fla.     | L   | 2-6      |
| 4/12/14 | Atlanta, Ga.          | W   | 6-2      |
| 4/12/14 | Atlanta, Ga.          | W   | 9-6      |
| 4/13/14 | Atlanta, Ga.          | L   | 6-15     |
| 4/11/15 | Chapel Hill, N.C.     | L   | 12-1 (5) |
| 4/11/15 | Chapel Hill, N.C.     | L   | 0-1      |
| 4/12/15 | Chapel Hill, N.C.     | L   | 0-5      |
| 5/7/16  | Atlanta, Ga.          | L   | 0-7      |
| 5/8/16  | Atlanta, Ga.          | L   | 3-8      |
| 5/8/16  | Atlanta, Ga.          | L   | 1-7      |
| 2/12/17 | San Juan, Puerto Rico | L   | 3-7      |
| 4/20/18 | Atlanta, Ga.          | L   | 2-4      |
| 4/21/18 | Atlanta, Ga.          | W   | 5-2      |
| 4/21/18 | Atlanta, Ga.          | W   | 6-5      |
| 5/10/18 | Atlanta, Ga.          | L   | 1-6      |

### SERIES

Home: 18-16, Away: 10-18, Neutral: 8-7

## NORTH CAROLINA A&T

### GT LEADS 1-0

| DATE   | LOCATION         | W/L | SCORE |
|--------|------------------|-----|-------|
| 4/7/89 | Greensboro, N.C. | W   | 5-0   |

### SERIES

Home: 0-0, Away: 1-0, Neutral: 0-0

## NORTH DAKOTA STATE

### GT TRAILS 1-2

| DATE    | LOCATION     | W/L | SCORE    |
|---------|--------------|-----|----------|
| 3/25/17 | Atlanta, Ga. | L   | 6-8 (12) |
| 3/25/17 | Atlanta, Ga. | W   | 5-4      |
| 3/26/17 | Atlanta, Ga. | L   | 1-2      |

### SERIES

Home: 1-2, Away: 0-0, Neutral: 0-0

## NORTH FLORIDA

### GT TRAILS 0-2

| DATE    | LOCATION           | W/L | SCORE   |
|---------|--------------------|-----|---------|
| 3/22/17 | Jacksonville, Fla. | L   | 3-5     |
| 3/22/17 | Jacksonville, Fla. | L   | 0-8 (6) |

### SERIES

Home: 0-0, Away: 0-2, Neutral: 0-0

## NORTH TEXAS

### SERIES TIED 1-1

| DATE    | LOCATION       | W/L | SCORE    |
|---------|----------------|-----|----------|
| 4/9/16  | Lawrence, Kan. | W   | 8-4      |
| 4/10/16 | Lawrence, Kan. | L   | 2-10 (5) |

### SERIES

Home: 0-0, Away: 0-0, Neutral: 1-1

## NORTHEASTERN ILLINOIS

### GT LEADS 2-0

| DATE    | LOCATION     | W/L | SCORE   |
|---------|--------------|-----|---------|
| 3/23/94 | Atlanta, Ga. | W   | 8-0 (5) |
| 3/23/94 | Atlanta, Ga. | W   | 8-0 (5) |

### SERIES

Home: 2-0, Away: 0-0, Neutral: 0-0

## NORTHERN ILLINOIS

### GT LEADS 3-0

| DATE    | LOCATION      | W/L | SCORE |
|---------|---------------|-----|-------|
| 3/19/05 | Orlando, Fla. | W   | 4-3   |
| 3/20/05 | Orlando, Fla. | W   | 5-3   |
| 3/8/07  | Tampa, Fla.   | W   | 4-1   |

### SERIES

Home: 0-0, Away: 0-0, Neutral: 3-0

## NORTHERN IOWA

### GT LEADS 1-0

| DATE   | LOCATION      | W/L | SCORE |
|--------|---------------|-----|-------|
| 3/6/04 | Tucson, Ariz. | W   | 7-0   |

### SERIES

Home: 0-0, Away: 0-0, Neutral: 1-0

## NORTHWESTERN

### GT LEADS 3-2

| DATE | LOCATION | W/L | SCORE |
|------|----------|-----|-------|
|------|----------|-----|-------|



## SERIES HISTORY

|         |                        |   |     |
|---------|------------------------|---|-----|
| 3/24/99 | Atlanta, Ga.           | L | 2-5 |
| 2/11/05 | Boca Raton, Fla.       | W | 3-0 |
| 2/19/10 | Las Vegas, Nev.        | W | 9-6 |
| 2/22/13 | Cathedral City, Calif. | L | 2-3 |
| 3/20/16 | Tampa, Fla.            | W | 3-2 |

## SERIES

Home: 0-1, Away: 0-0, Neutral: 3-1

## NORTHWESTERN ST.

## GT LEADS 1-0

| DATE   | LOCATION     | W/L | SCORE |
|--------|--------------|-----|-------|
| 3/1/98 | Atlanta, Ga. | W   | 8-7   |

## SERIES

Home: 1-0, Away: 0-0, Neutral: 0-0

## NOTRE DAME

## GT TRAILS 3-10

| DATE    | LOCATION         | W/L | SCORE    |
|---------|------------------|-----|----------|
| 3/27/92 | Birmingham, Ala. | L   | 2-6      |
| 2/19/99 | Tampa, Fla.      | L   | 4-6      |
| 2/29/04 | Columbus, Ga.    | L   | 1-2      |
| 3/2/13  | Orlando, Fla.    | L   | 2-6      |
| 3/8/14  | Atlanta, Ga.     | L   | 0-3      |
| 3/8/14  | Atlanta, Ga.     | W   | 7-3      |
| 3/9/14  | Atlanta, Ga.     | L   | 0-12 (5) |
| 3/21/15 | South Bend, Ind. | L   | 1-6      |
| 3/21/15 | South Bend, Ind. | L   | 0-13 (5) |
| 3/22/15 | South Bend, Ind. | L   | 0-5      |
| 3/11/17 | Atlanta, Ga.     | W   | 8-7 (9)  |
| 3/11/17 | Atlanta, Ga.     | W   | 9-8 (9)  |
| 3/12/17 | Atlanta, Ga.     | L   | 6-8 (8)  |

## SERIES

Home: 1-2, Away: 0-3, Neutral: 0-4

## OAKLAND (MICHIGAN)

## GT LEADS 3-1

| DATE    | LOCATION          | W/L | SCORE    |
|---------|-------------------|-----|----------|
| 2/21/03 | Gainesville, Fla. | L   | 0-1      |
| 2/23/03 | Gainesville, Fla. | W   | 3-2 (9)  |
| 3/9/05  | Atlanta, Ga.      | W   | 7-4      |
| 2/27/07 | Atlanta, Ga.      | W   | 14-6 (6) |

## SERIES

Home: 2-0, Away: 0-0, Neutral: 1-1

## OHIO

## GT LEADS 5-1

| DATE    | LOCATION         | W/L | SCORE    |
|---------|------------------|-----|----------|
| 3/27/93 | Rock Hill, S.C.  | W   | 2-1      |
| 2/21/97 | Raleigh, N.C.    | L   | 2-3      |
| 2/27/99 | Greenville, N.C. | W   | 5-3 (8)  |
| 3/19/04 | Marietta, Ga.    | W   | 7-3      |
| 3/23/04 | Atlanta, Ga.     | W   | 11-3 (6) |
| 3/23/04 | Atlanta, Ga.     | W   | 6-0      |

## SERIES

Home: 2-0, Away: 0-0, Neutral: 3-1

## OHIO STATE

## GT TRAILS 0-4

| DATE    | LOCATION      | W/L | SCORE   |
|---------|---------------|-----|---------|
| 3/24/02 | Marietta, Ga. | L   | 0-7     |
| 3/6/05  | Marietta, Ga. | L   | 3-5     |
| 2/19/16 | Atlanta, Ga.  | L   | 0-6     |
| 2/20/16 | Atlanta, Ga.  | L   | 3-4 (8) |

## SERIES

Home: 0-2, Away: 0-2, Neutral: 0-0

## OKLAHOMA

## GT LEADS 1-0

| DATE    | LOCATION     | W/L | SCORE |
|---------|--------------|-----|-------|
| 2/17/12 | Auburn, Ala. | W   | 1-0   |

## SERIES

Home: 0-0, Away: 0-0, Neutral: 1-0

## OKLAHOMA STATE

## GT TRAILS 1-2

| DATE    | LOCATION         | W/L | SCORE |
|---------|------------------|-----|-------|
| 3/31/90 | Birmingham, Ala. | L   | 0-4   |
| 3/10/07 | Clearwater, Fla. | W   | 4-3   |
| 5/20/11 | Knoxville, Tenn. | L   | 1-2   |

## SERIES

Home: 0-0, Away: 0-0, Neutral: 1-2

## OMAHA

## GT LEADS 2-0

| DATE    | LOCATION     | W/L | SCORE   |
|---------|--------------|-----|---------|
| 2/24/17 | Atlanta, Ga. | W   | 5-1     |
| 2/24/17 | Atlanta, Ga. | W   | 2-1 (8) |

## SERIES

Home: 2-0, Away: 0-0, Neutral: 0-0

## OREGON

## GT TRAILS 0-2

| DATE    | LOCATION               | W/L | SCORE    |
|---------|------------------------|-----|----------|
| 3/7/03  | Sunnyvale, Calif.      | L   | 1-2      |
| 2/21/09 | Cathedral City, Calif. | L   | 0-3      |
| 5/22/10 | Atlanta, Ga.           | L   | 2-11 (5) |
| 5/23/10 | Atlanta, Ga.           | L   | 3-4 (8)  |

## SERIES

Home: 0-2, Away: 0-0, Neutral: 0-2

## OREGON STATE

## SERIES TIED 2-2

| DATE    | LOCATION               | W/L | SCORE |
|---------|------------------------|-----|-------|
| 3/8/04  | Sunnyvale, Calif.      | L   | 1-4   |
| 2/22/09 | Cathedral City, Calif. | W   | 6-0   |
| 2/10/12 | Tempe, Ariz.           | W   | 9-8   |
| 2/23/13 | Cathedral City, Calif. | L   | 1-9   |

## SERIES

Home: 0-0, Away: 0-0, Neutral: 2-2

## PACIFIC

## GT LEADS 1-0

| DATE    | LOCATION           | W/L | SCORE |
|---------|--------------------|-----|-------|
| 3/23/18 | Northridge, Calif. | W   | 8-6   |

## SERIES

Home: 0-0, Away: 0-0, Neutral: 1-0

## PENN STATE

## SERIES TIED 3-3

| DATE    | LOCATION         | W/L | SCORE |
|---------|------------------|-----|-------|
| 3/9/01  | Tampa, Fla.      | W   | 4-2   |
| 3/8/11  | Kennesaw, Ga.    | W   | 2-0   |
| 3/12/11 | Atlanta, Ga.     | W   | 6-0   |
| 2/7/15  | Boca Raton, Fla. | L   | 2-3   |
| 2/17/17 | Atlanta, Ga.     | L   | 2-3   |
| 2/18/17 | Atlanta, Ga.     | L   | 3-8   |

## SERIES

Home: 1-2, Away: 0-0, Neutral: 2-1

## PITTSBURGH

## GT TRAILS 7-12

| DATE    | LOCATION     | W/L | SCORE |
|---------|--------------|-----|-------|
| 3/11/99 | Atlanta, Ga. | W   | 3-1   |

|         |                 |   |          |
|---------|-----------------|---|----------|
| 3/11/99 | Atlanta, Ga.    | L | 4-6      |
| 3/13/99 | Atlanta, Ga.    | L | 2-3 (8)  |
| 2/19/11 | Miami, Fla.     | L | 1-2      |
| 4/19/14 | Pittsburgh, Pa. | L | 3-4      |
| 4/19/14 | Pittsburgh, Pa. | L | 1-3      |
| 4/20/14 | Pittsburgh, Pa. | W | 7-1      |
| 3/14/15 | Atlanta, Ga.    | L | 2-3      |
| 3/14/15 | Atlanta, Ga.    | W | 9-1 (5)  |
| 3/15/15 | Atlanta, Ga.    | L | 4-7      |
| 4/16/16 | Pittsburgh, Pa. | L | 3-4 (10) |
| 4/16/16 | Pittsburgh, Pa. | W | 9-8      |
| 4/17/16 | Pittsburgh, Pa. | L | 4-9      |
| 5/6/17  | Atlanta, Ga.    | W | 2-1      |
| 5/7/17  | Atlanta, Ga.    | L | 6-7 (9)  |
| 5/8/17  | Atlanta, Ga.    | W | 12-2 (5) |
| 4/13/18 | Pittsburgh, Pa. | L | 2-4      |
| 4/13/18 | Pittsburgh, Pa. | W | 8-6      |
| 4/14/18 | Pittsburgh, Pa. | L | 2-6      |

## SERIES

Home: 2-4, Away: 3-6, Neutral: 0-1

## PRESBYTERIAN

## GT LEADS 1-0

| DATE    | LOCATION     | W/L | SCORE |
|---------|--------------|-----|-------|
| 4/18/18 | Atlanta, Ga. | W   | 5-1   |

## SERIES

Home: 1-0, Away: 0-0, Neutral: 0-0

## PRINCETON

## GT LEADS 4-0

| DATE    | LOCATION     | W/L | SCORE |
|---------|--------------|-----|-------|
| 3/17/02 | Atlanta, Ga. | W   | 5-4   |
| 3/17/02 | Atlanta, Ga. | W   | 7-0   |
| 3/16/03 | Atlanta, Ga. | W   | 8-1   |
| 3/16/03 | Atlanta, Ga. | W   | 4-0   |

## SERIES

Home: 4-0, Away: 0-0, Neutral: 0-0

## PROVIDENCE

## GT LEADS 2-0

| DATE    | LOCATION           | W/L | SCORE |
|---------|--------------------|-----|-------|
| 2/19/11 | Miami, Fla.        | W   | 7-0   |
| 3/20/11 | Myrtle Beach, S.C. | W   | 6-4   |

## SERIES

Home: 0-0, Away: 0-0, Neutral: 0-2

## PURDUE

## GT TRAILS 1-3

| DATE    | LOCATION       | W/L | SCORE |
|---------|----------------|-----|-------|
| 3/4/05  | Marietta, Ga.  | W   | 2-1   |
| 3/6/09  | Woodstock, Ga. | L   | 2-4   |
| 2/20/16 | Atlanta, Ga.   | L   | 0-3   |
| 2/21/16 | Atlanta, Ga.   | L   | 3-4   |

## SERIES

Home: 0-2, Away: 0-0, Neutral: 1-1

## RADFORD

## GT LEADS 9-1

| DATE    | LOCATION          | W/L | SCORE    |
|---------|-------------------|-----|----------|
| 4/1/94  | Marietta, Ga.     | W   | 19-1 (5) |
| 3/2/96  | Greenville, N.C.  | W   | 5-2      |
| 3/13/97 | Atlanta, Ga.      | W   | 8-7      |
| 2/21/98 | Chapel Hill, N.C. | W   | 10-1 (5) |
| 3/4/00  | Atlanta, Ga.      | W   | 16-1 (5) |
| 3/4/00  | Atlanta, Ga.      | W   | 20-3 (5) |
| 3/22/03 | Marietta, Ga.     | W   | 5-3      |
| 3/5/06  | Marietta, Ga.     | W   | 6-4      |
| 2/25/17 | Atlanta, Ga.      | L   | 0-4      |
| 2/25/17 | Atlanta, Ga.      | W   | 3-0      |

## SERIES

Home: 4-1, Away: 0-0, Neutral: 5-0

## RHODE ISLAND

## GT LEADS 1-0

| DATE    | LOCATION      | W/L | SCORE |
|---------|---------------|-----|-------|
| 3/26/99 | Marietta, Ga. | W   | 7-1   |

## SERIES

Home: 0-0, Away: 0-0, Neutral: 1-0

## RUTGERS

## GT LEADS 2-0

| DATE    | LOCATION         | W/L | SCORE   |
|---------|------------------|-----|---------|
| 2/22/02 | Boca Raton, Fla. | W   | 6-1     |
| 2/22/02 | Boca Raton, Fla. | W   | 2-1 (9) |

## SERIES

Home: 0-0, Away: 0-0, Neutral: 2-0

## SAGINAW VALLEY ST.

## SERIES TIED 1-1

| DATE    | LOCATION     | W/L | SCORE |
|---------|--------------|-----|-------|
| 2/27/92 | Atlanta, Ga. | L   | 0-1   |
| 2/27/92 | Atlanta, Ga. | W   | 5-0   |

## SERIES

Home: 1-1, Away: 0-0, Neutral: 0-0

## SAINT JOSEPH'S

## GT LEADS 2-0

| DATE    | LOCATION     | W/L | SCORE   |
|---------|--------------|-----|---------|
| 3/11/04 | Atlanta, Ga. | W   | 9-1 (5) |
| 3/11/04 | Atlanta, Ga. | W   | 6-0     |

## SERIES

Home: 2-0, Away: 0-0, Neutral: 0-0

## SAMFORD

## GT LEADS 43-24

| DATE    | LOCATION         | W/L | SCORE    |
|---------|------------------|-----|----------|
| 3/3/87  | Atlanta, Ga.     | L   | 4-7      |
| 3/3/87  | Atlanta, Ga.     | L   | 1-2      |
| 4/10/87 | Pensacola, Fla.  | L   | 7-8      |
| 5/1/87  | Birmingham, Ala. | L   | 1-11     |
| 5/1/87  | Birmingham, Ala. | L   | 9-10     |
| 3/8/88  | Birmingham, Ala. | L   | 3-4      |
| 3/8/88  | Birmingham, Ala. | W   | 5-2      |
| 4/12/88 | Atlanta, Ga.     | L   | 9-10     |
| 4/12/88 | Atlanta, Ga.     | L   | 3-9      |
| 4/15/88 | Columbus, Ga.    | W   | 8-0      |
| 3/28/89 | Atlanta, Ga.     | W   | 4-2      |
| 3/28/89 | Atlanta, Ga.     | W   | 2-0      |
| 4/14/89 | Columbus, Ga.    | W   | 4-3      |
| 4/20/89 | Birmingham, Ala. | W^  | 1-0      |
| 4/20/89 | Birmingham, Ala. | W^  | 1-0      |
| 3/31/90 | Birmingham, Ala. | W   | 2-1 (8)  |
| 4/3/90  | Atlanta, Ga.     | L   | 2-3      |
| 4/3/90  | Atlanta, Ga.     | L   | 0-2      |
| 4/17/90 | Birmingham, Ala. | L   | 4-5 (8)  |
| 4/17/90 | Birmingham, Ala. | W   | 7-6 (10) |
| 2/16/91 | Birmingham, Ala. | W   | 7-0      |
| 2/16/91 | Birmingham, Ala. | W   | 2-1      |
| 4/26/91 | Atlanta, Ga.     | W   | 4-1      |
| 4/26/91 | Atlanta, Ga.     | W   | 7-1      |
| 3/1/92  | Atlanta, Ga.     | L   | 1-4      |
| 3/1/92  | Atlanta, Ga.     | W   | 6-5 (8)  |
| 4/8/92  | Birmingham, Ala. | L   | 2-3 (8)  |
| 4/8/92  | Birmingham, Ala. | W   | 5-4 (8)  |
| 2/27/93 | Lafayette, La.   | L   | 3-4      |
| 4/23/93 | Atlanta, Ga.     | W   | 5-3      |
| 4/23/93 | Atlanta, Ga.     | W   | 2-1      |
| 4/27/93 | Birmingham, Ala. | L   | 0-1      |
| 4/27/93 | Birmingham, Ala. | L   | 2-5      |
| 2/24/94 | Birmingham, Ala. | W   | 3-0      |
| 2/24/94 | Birmingham, Ala. | W   | 3-0      |
| 4/19/94 | Atlanta, Ga.     | L   | 0-2      |

# SERIES HISTORY

|         |                    |   |          |
|---------|--------------------|---|----------|
| 4/19/94 | Atlanta, Ga.       | W | 11-3 (6) |
| 2/21/95 | Birmingham, Ala.   | L | 0-1      |
| 2/21/95 | Birmingham, Ala.   | W | 8-0 (6)  |
| 4/8/95  | Atlanta, Ga.       | W | 10-2     |
| 4/8/95  | Atlanta, Ga.       | W | 7-2      |
| 4/14/95 | Chattanooga, Tenn. | W | 10-2     |
| 2/17/96 | Birmingham, Ala.   | L | 0-2      |
| 2/17/96 | Birmingham, Ala.   | W | 12-0 (5) |
| 2/28/96 | Atlanta, Ga.       | W | 5-2      |
| 2/28/96 | Atlanta, Ga.       | W | 4-3      |
| 4/5/96  | Birmingham, Ala.   | W | 13-0 (4) |
| 2/16/97 | Birmingham, Ala.   | W | 7-6 (8)  |
| 2/16/97 | Birmingham, Ala.   | W | 14-1 (5) |
| 3/4/97  | Atlanta, Ga.       | W | 15-7     |
| 3/4/97  | Atlanta, Ga.       | W | 9-6      |
| 2/18/98 | Atlanta, Ga.       | L | 2-3      |
| 2/18/98 | Atlanta, Ga.       | W | 6-1      |
| 4/9/98  | Birmingham, Ala.   | W | 2-1 (9)  |
| 4/9/98  | Birmingham, Ala.   | L | 4-5      |
| 3/23/99 | Birmingham, Ala.   | L | 1-4      |
| 3/23/99 | Birmingham, Ala.   | L | 2-3      |
| 4/13/99 | Atlanta, Ga.       | W | 6-4      |
| 4/13/99 | Atlanta, Ga.       | L | 4-7 (8)  |
| 3/18/00 | Birmingham, Ala.   | W | 6-4      |
| 3/18/00 | Birmingham, Ala.   | W | 4-2 (8)  |
| 3/17/01 | Atlanta, Ga.       | W | 3-0      |
| 3/17/01 | Atlanta, Ga.       | W | 2-0      |
| 4/24/02 | Birmingham, Ala.   | W | 7-1      |
| 4/24/02 | Birmingham, Ala.   | W | 6-0      |
| 4/29/17 | Atlanta, Ga.       | W | 8-0 (5)  |
| 4/29/17 | Atlanta, Ga.       | W | 9-1 (6)  |

## SERIES

Home: 20-10, Away: 20-12, Neutral: 3-2

## SAN DIEGO STATE

### GT TRAILS 0-3

| DATE    | LOCATION          | W/L | SCORE |
|---------|-------------------|-----|-------|
| 3/21/07 | San Diego, Calif. | L   | 4-5   |
| 3/21/07 | San Diego, Calif. | L   | 0-1   |
| 2/11/12 | Tempe, Ariz.      | L   | 2-3   |

## SERIES

Home: 0-0, Away: 0-2, Neutral: 0-1

## SAN JOSE STATE

### GT TRAILS 0-1

| DATE    | LOCATION         | W/L | SCORE |
|---------|------------------|-----|-------|
| 3/10/00 | San Jose, Calif. | L   | 3-5   |

## SERIES

Home: 0-0, Away: 0-1, Neutral: 0-0

## SANTA CLARA

### GT LEADS 2-1

| DATE    | LOCATION           | W/L | SCORE    |
|---------|--------------------|-----|----------|
| 3/11/00 | San Jose, Calif.   | W   | 4-0      |
| 3/24/18 | Northridge, Calif. | W   | 11-0 (5) |
| 3/25/18 | Northridge, Calif. | L   | 6-7 (6)  |

## SERIES

Home: 0-0, Away: 0-0, Neutral: 2-1

## SAVANNAH STATE

### GT LEADS 2-0

| DATE    | LOCATION     | W/L | SCORE    |
|---------|--------------|-----|----------|
| 2/21/15 | Atlanta, Ga. | W   | 15-7 (5) |
| 2/21/15 | Atlanta, Ga. | W   | 18-0 (5) |

## SERIES

Home: 2-0, Away: 0-0, Neutral: 0-0

## SEMO

### GT TRAILS 1-2

| DATE    | LOCATION           | W/L | SCORE |
|---------|--------------------|-----|-------|
| 4/14/95 | Chattanooga, Tenn. | L   | 1-2   |

|         |                     |   |     |
|---------|---------------------|---|-----|
| 3/20/13 | Cape Girardeau, Mo. | W | 9-4 |
| 3/14/17 | Atlanta, Ga.        | L | 1-6 |

## SERIES

Home: 0-1, Away: 1-0, Neutral: 0-1

## SETON HALL

### GT LEADS 1-0

| DATE   | LOCATION       | W/L | SCORE    |
|--------|----------------|-----|----------|
| 3/5/10 | Woodstock, Ga. | W   | 16-0 (5) |

## SERIES

Home: 0-0, Away: 0-0, Neutral: 1-0

## SIUE

### GT TRAILS 1-2

| DATE    | LOCATION           | W/L | SCORE   |
|---------|--------------------|-----|---------|
| 3/8/12  | Atlanta, Ga.       | W   | 9-1 (6) |
| 3/19/13 | Edwardsville, Ill. | L   | 1-2     |
| 3/19/13 | Edwardsville, Ill. | L   | 0-1     |

## SERIES

Home: 1-0, Away: 0-2, Neutral: 0-0

## SOUTH ALABAMA

### GT TRAILS 1-2

| DATE    | LOCATION          | W/L | SCORE    |
|---------|-------------------|-----|----------|
| 2/13/09 | Gainesville, Fla. | W   | 5-2      |
| 5/18/12 | Tuscaloosa, Ala.  | L   | 3-4      |
| 5/19/13 | Tuscaloosa, Ala.  | L   | 1-10 (5) |

## SERIES

Home: 0-0, Away: 0-0, Neutral: 1-2

## SOUTH CAROLINA

### GT TRAILS 0-23

| DATE    | LOCATION              | W/L | SCORE    |
|---------|-----------------------|-----|----------|
| 2/22/92 | Columbia, S.C.        | L   | 2-8      |
| 2/22/92 | Columbia, S.C.        | L   | 0-1      |
| 3/28/92 | Birmingham, Ala.      | L   | 0-8      |
| 2/20/93 | Atlanta, Ga.          | L   | 0-3      |
| 2/20/93 | Atlanta, Ga.          | L   | 5-6      |
| 3/20/93 | Columbia, S.C.        | L   | 1-2      |
| 3/21/93 | Columbia, S.C.        | L   | 0-5      |
| 3/26/93 | Rock Hill, S.C.       | L   | 0-9      |
| 2/19/94 | Columbia, S.C.        | L   | 5-6      |
| 2/20/94 | Columbia, S.C.        | L   | 0-2      |
| 4/15/94 | Chattanooga, Tenn.    | L   | 0-8 (5)  |
| 2/26/95 | Atlanta, Ga.          | L   | 0-7      |
| 2/26/95 | Atlanta, Ga.          | L   | 5-11     |
| 2/24/96 | Columbia, S.C.        | L   | 0-1      |
| 2/24/96 | Columbia, S.C.        | L   | 0-10 (5) |
| 4/3/97  | Atlanta, Ga.          | L   | 0-3      |
| 4/3/97  | Atlanta, Ga.          | L   | 2-10 (5) |
| 3/11/98 | Atlanta, Ga.          | L   | 0-8 (5)  |
| 3/11/98 | Atlanta, Ga.          | L   | 3-6      |
| 2/18/03 | Columbia, S.C.        | L   | 0-8 (5)  |
| 2/26/05 | Columbus, Ga.         | L   | 0-2 (10) |
| 2/22/08 | Tampa, Fla.           | L   | 0-1      |
| 2/28/16 | Santa Barbara, Calif. | L   | 1-3      |

## SERIES

Home: 0-8, Away: 0-9, Neutral: 0-6

## SOUTH DAKOTA ST.

### GT LEADS 1-0

| DATE   | LOCATION      | W/L | SCORE |
|--------|---------------|-----|-------|
| 3/5/06 | Marietta, Ga. | W   | 8-1   |

## SERIES

Home: 0-0, Away: 0-0, Neutral: 1-0

## SOUTH FLORIDA

### GT TRAILS 3-18

| DATE    | LOCATION           | W/L | SCORE    |
|---------|--------------------|-----|----------|
| 3/4/94  | Tampa, Fla.        | L   | 0-1      |
| 3/4/94  | Tampa, Fla.        | W   | 8-1      |
| 4/16/94 | Chattanooga, Tenn. | L   | 0-2      |
| 4/9/95  | Atlanta, Ga.       | L   | 1-2      |
| 4/9/95  | Atlanta, Ga.       | L   | 0-1      |
| 3/19/96 | Tampa, Fla.        | L   | 0-1      |
| 3/19/96 | Tampa, Fla.        | L   | 1-3      |
| 4/6/97  | Atlanta, Ga.       | L   | 0-7      |
| 4/6/97  | Atlanta, Ga.       | L   | 1-6      |
| 4/3/98  | Tampa, Fla.        | L   | 0-1 (9)  |
| 4/3/98  | Tampa, Fla.        | L   | 1-2 (10) |
| 2/19/99 | Tampa, Fla.        | L   | 2-10 (6) |
| 5/9/99  | Atlanta, Ga.       | L   | 4-8      |
| 5/9/99  | Atlanta, Ga.       | L   | 2-3      |
| 3/8/01  | Tampa, Fla.        | L   | 1-3 (8)  |
| 3/9/06  | Clearwater, Fla.   | W   | 7-6      |
| 2/24/08 | Tampa, Fla.        | L   | 0-1      |
| 5/17/08 | Gainesville, Fla.  | W   | 9-2      |
| 3/18/16 | Tampa, Fla.        | L   | 0-8 (5)  |

## SERIES

Home: 0-6, Away: 1-9, Neutral: 2-1

## SOUTHEAST LOUISIANA

### SERIES TIED 1-1

| DATE    | LOCATION       | W/L | SCORE   |
|---------|----------------|-----|---------|
| 2/18/01 | Monroe, La.    | L   | 1-3     |
| 3/4/12  | Woodstock, Ga. | W   | 8-0 (6) |

## SERIES

Home: 0-0, Away: 0-0, Neutral: 1-1

## SOUTHERN

### GT LEADS 1-0

| DATE    | LOCATION         | W/L | SCORE   |
|---------|------------------|-----|---------|
| 5/15/03 | Tuscaloosa, Ala. | W   | 2-1 (9) |

## SERIES

Home: 0-0, Away: 0-0, Neutral: 1-0

## SOUTHERN ILLINOIS

### GT TRAILS 1-4

| DATE    | LOCATION         | W/L | SCORE   |
|---------|------------------|-----|---------|
| 3/10/97 | Atlanta, Ga.     | L   | 2-3 (8) |
| 3/10/97 | Atlanta, Ga.     | W   | 5-2     |
| 3/9/98  | Atlanta, Ga.     | L   | 2-6     |
| 2/23/02 | Boca Raton, Fla. | L   | 0-1     |
| 2/25/05 | Columbus, Ga.    | L   | 1-5     |

## SERIES

Home: 1-2, Away: 0-0, Neutral: 0-2

## SOUTHERN MISS

### GT TRAILS 2-4

| DATE    | LOCATION         | W/L | SCORE |
|---------|------------------|-----|-------|
| 3/31/90 | Birmingham, Ala. | L   | 3-4   |
| 3/10/99 | Atlanta, Ga.     | L   | 1-8   |
| 3/10/99 | Atlanta, Ga.     | L   | 6-12  |
| 3/27/99 | Marietta, Ga.    | L   | 0-7   |
| 4/18/13 | Atlanta, Ga.     | W   | 4-0   |
| 4/18/13 | Atlanta, Ga.     | W   | 7-1   |

## SERIES

Home: 2-2, Away: 0-0, Neutral: 0-2

## SOUTHERN UTAH

### GT LEADS 2-0

| DATE    | LOCATION              | W/L | SCORE   |
|---------|-----------------------|-----|---------|
| 2/26/16 | Santa Barbara, Calif. | W   | 5-1     |
| 2/27/16 | Santa Barbara, Calif. | W   | 2-0 (5) |

## SERIES

Home: 0-0, Away: 0-0, Neutral: 2-0

## ST. ANDREWS

### GT LEADS 2-0

| DATE    | LOCATION     | W/L | SCORE |
|---------|--------------|-----|-------|
| 3/31/89 | Atlanta, Ga. | W   | 1-0   |
| 3/31/89 | Atlanta, Ga. | W   | 1-0   |

## SERIES

Home: 2-0, Away: 0-0, Neutral: 0-0

## ST. FRANCIS

### GT LEADS 2-0

| DATE    | LOCATION        | W/L | SCORE    |
|---------|-----------------|-----|----------|
| 3/25/94 | Rock Hill, S.C. | W   | 11-0     |
| 4/1/94  | Marietta, Ga.   | W   | 13-4 (5) |

## SERIES

Home: 0-0, Away: 0-0, Neutral: 2-0

## ST. JOHN'S

### GT TRAILS 0-1

| DATE    | LOCATION     | W/L | SCORE   |
|---------|--------------|-----|---------|
| 2/23/16 | Atlanta, Ga. | L   | 4-5 (6) |

## SERIES

Home: 0-1, Away: 0-0, Neutral: 0-0

## ST. LEO

### GT TRAILS 0-1

| DATE   | LOCATION        | W/L | SCORE |
|--------|-----------------|-----|-------|
| 4/8/88 | Pensacola, Fla. | L   | 3-6   |

## SERIES

Home: 0-0, Away: 0-0, Neutral: 0-1

## ST. LOUIS

### GT LEADS 2-0

| DATE   | LOCATION      | W/L | SCORE    |
|--------|---------------|-----|----------|
| 3/1/98 | Atlanta, Ga.  | W   | 16-0 (5) |
| 3/5/05 | Marietta, Ga. | W   | 10-0 (5) |

## SERIES

Home: 1-0, Away: 0-0, Neutral: 1-0

## ST. MARY'S COLLEGE

### SERIES TIED 2-2

| DATE   | LOCATION       | W/L | SCORE |
|--------|----------------|-----|-------|
| 3/9/00 | Moraga, Calif. | L   | 1-7   |
| 3/6/02 | Moraga, Calif. | W   | 5-1   |
| 3/6/02 | Moraga, Calif. | W   | 3-0   |
| 3/6/03 | Moraga, Calif. | L   | 3-6   |

## SERIES

Home: 0-0, Away: 0-0, Neutral: 2-2

## STANFORD

### SERIES TIED 1-1

| DATE    | LOCATION         | W/L | SCORE   |
|---------|------------------|-----|---------|
| 3/10/01 | Tampa, Fla.      | L   | 0-9 (6) |
| 5/16/03 | Tuscaloosa, Ala. | W   | 2-1 (9) |

## SERIES

Home: 0-0, Away: 0-0, Neutral: 1-1

## STETSON

### SERIES TIED 2-2

| DATE    | LOCATION      | W/L | SCORE   |
|---------|---------------|-----|---------|
| 3/21/96 | Deland, Fla.  | W   | 5-0     |
| 3/21/96 | Deland, Fla.  | L   | 0-5     |
| 3/24/01 | Marietta, Ga. | L   | 1-2 (8) |
| 3/22/05 | Deland, Fla.  | W   | 5-0 (6) |

## SERIES HISTORY

## SERIES

Home: 0-0, Away: 2-1, Neutral: 0-1

## STONY BROOK

## GT LEADS 2-0

| DATE    | LOCATION     | W/L | SCORE    |
|---------|--------------|-----|----------|
| 2/21/14 | Atlanta, Ga. | W   | 11-2 (6) |
| 2/23/14 | Atlanta, Ga. | W   | 8-4      |

## SERIES

Home: 2-0, Away: 0-0, Neutral: 0-0

## SYRACUSE

## GT TRAILS 4-5

| DATE    | LOCATION           | W/L | SCORE    |
|---------|--------------------|-----|----------|
| 3/8/02  | Pleasanton, Calif. | W   | 6-4      |
| 3/21/14 | Atlanta, Ga.       | L   | 0-1      |
| 3/22/14 | Atlanta, Ga.       | L   | 4-5      |
| 3/22/14 | Atlanta, Ga.       | W   | 3-15 (5) |
| 4/2/16  | Syracuse, N.Y.     | L   | 7-8 (13) |
| 4/2/16  | Syracuse, N.Y.     | W   | 6-4 (8)  |
| 3/17/17 | Atlanta, Ga.       | W   | 8-7 (10) |
| 3/18/17 | Atlanta, Ga.       | L   | 2-6      |
| 3/19/17 | Atlanta, Ga.       | L   | 5-7 (8)  |

## SERIES

Home: 2-4, Away: 1-1, Neutral: 1-0

## TEMPLE

## GT LEADS 1-0

| DATE   | LOCATION      | W/L | SCORE |
|--------|---------------|-----|-------|
| 3/3/13 | Orlando, Fla. | W   | 17-8  |

## SERIES

Home: 0-0, Away: 0-0, Neutral: 1-0

## TENNESSEE

## GT TRAILS 1-4

| DATE    | LOCATION         | W/L | SCORE |
|---------|------------------|-----|-------|
| 4/6/96  | Birmingham, Ala. | W   | 5-4   |
| 4/7/96  | Birmingham, Ala. | L   | 0-5   |
| 2/20/99 | Tampa, Fla.      | L   | 8-13  |
| 5/21/11 | Knoxville, Tenn. | L   | 0-7   |
| 2/24/12 | Clearwater, Fla. | L   | 0-9   |

## SERIES

Home: 0-0, Away: 0-1, Neutral: 1-3

## TENNESSEE STATE

## GT LEADS 4-0

| DATE    | LOCATION           | W/L | SCORE |
|---------|--------------------|-----|-------|
| 4/2/94  | Marietta, Ga.      | W   | 4-2   |
| 2/22/04 | Panthersville, Ga. | W   | 4-0   |
| 3/16/16 | Atlanta, Ga.       | W   | 6-0   |
| 3/16/16 | Atlanta, Ga.       | W   | 5-0   |

## SERIES

Home: 2-0, Away: 0-0, Neutral: 2-0

## TENNESSEE TECH

## GT TRAILS 10-11-1

| DATE    | LOCATION          | W/L | SCORE    |
|---------|-------------------|-----|----------|
| 4/5/87  | Atlanta, Ga.      | L   | 1-9      |
| 4/5/87  | Atlanta, Ga.      | W   | 6-1      |
| 3/3/89  | Atlanta, Ga.      | L   | 2-5      |
| 3/3/89  | Atlanta, Ga.      | T   | 2-2      |
| 3/10/90 | Atlanta, Ga.      | W   | 2-1      |
| 3/10/90 | Atlanta, Ga.      | L   | 0-4      |
| 4/27/90 | Cookeville, Tenn. | L   | 4-11     |
| 4/27/90 | Cookeville, Tenn. | L   | 3-13 (6) |
| 3/7/92  | Atlanta, Ga.      | W   | 3-0      |
| 3/7/92  | Atlanta, Ga.      | W   | 2-1      |
| 2/23/93 | Cookeville, Tenn. | L   | 0-4      |
| 2/23/93 | Cookeville, Tenn. | W   | 8-4      |

|         |                    |   |         |
|---------|--------------------|---|---------|
| 4/16/94 | Chattanooga, Tenn. | L | 1-2     |
| 3/2/97  | Atlanta, Ga.       | L | 1-7     |
| 2/28/98 | Atlanta, Ga.       | L | 0-2     |
| 3/25/00 | Marietta, Ga.      | W | 5-4 (8) |
| 3/9/01  | Tampa, Fla.        | W | 4-2     |
| 3/22/02 | Marietta, Ga.      | W | 8-2     |
| 2/25/07 | Columbus, Ga.      | W | 4-2     |
| 3/9/07  | Clearwater, Fla.   | W | 6-0     |
| 3/18/08 | Cookeville, Tenn.  | L | 4-5     |
| 3/18/08 | Cookeville, Tenn.  | L | 0-8 (5) |

## SERIES

Home: 4-5-1, Away: 1-5, Neutral: 5-1

## TEXAS

## GT TRAILS 1-3

| DATE    | LOCATION          | W/L | SCORE |
|---------|-------------------|-----|-------|
| 3/22/06 | Austin, Texas     | L   | 0-1   |
| 3/22/06 | Austin, Texas     | L   | 3-5   |
| 5/18/07 | Gainesville, Fla. | W   | 3-2   |
| 5/19/07 | Gainesville, Fla. | L   | 2-4   |

## SERIES

Home: 0-0, Away: 0-2, Neutral: 1-1

## TEXAS A&amp;M

## GT TRAILS 2-3

| DATE    | LOCATION               | W/L | SCORE    |
|---------|------------------------|-----|----------|
| 2/29/08 | Columbus, Ga.          | L   | 0-2      |
| 3/24/10 | College Station, Texas | W   | 4-0      |
| 4/3/15  | College Station, Texas | L   | 0-1      |
| 4/4/15  | College Station, Texas | W   | 5-4 (8)  |
| 4/4/15  | College Station, Texas | L   | 0-11 (5) |

## SERIES

Home: 0-0, Away: 2-2, Neutral: 0-1

## TEXAS TECH

## GT LEADS 1-0

| DATE    | LOCATION          | W/L | SCORE |
|---------|-------------------|-----|-------|
| 2/14/09 | Gainesville, Fla. | W   | 8-1   |

## SERIES

Home: 0-0, Away: 0-0, Neutral: 1-0

## TOLEDO

## GT LEADS 3-0

| DATE    | LOCATION       | W/L | SCORE    |
|---------|----------------|-----|----------|
| 3/29/95 | Atlanta, Ga.   | W   | 3-2      |
| 3/29/95 | Atlanta, Ga.   | W   | 8-4      |
| 3/7/09  | Woodstock, Ga. | W   | 11-1 (5) |

## SERIES

Home: 2-0, Away: 0-0, Neutral: 1-0

## TOWSON

## GT LEADS 2-0

| DATE    | LOCATION         | W/L | SCORE |
|---------|------------------|-----|-------|
| 3/3/96  | Greenville, N.C. | W   | 6-0   |
| 2/27/99 | Greenville, N.C. | W   | 3-1   |

## SERIES

Home: 0-0, Away: 0-0, Neutral: 2-0

## TROY

## GT TRAILS 12-14

| DATE    | LOCATION         | W/L | SCORE   |
|---------|------------------|-----|---------|
| 4/2/94  | Marietta, Ga.    | L   | 3-4     |
| 3/4/95  | Atlanta, Ga.     | L   | 1-3     |
| 4/1/95  | Marietta, Ga.    | W   | 3-2     |
| 4/6/96  | Birmingham, Ala. | W   | 2-1     |
| 4/16/98 | Troy, Ala.       | W   | 1-0     |
| 4/16/98 | Troy, Ala.       | L   | 3-4 (5) |
| 3/7/99  | Atlanta, Ga.     | L   | 0-4     |

|         |               |   |          |
|---------|---------------|---|----------|
| 4/18/99 | Atlanta, Ga.  | L | 2-5      |
| 4/18/99 | Atlanta, Ga.  | L | 0-4      |
| 4/13/00 | Troy, Ala.    | W | 2-0      |
| 4/14/00 | Troy, Ala.    | L | 4-5      |
| 2/24/01 | Atlanta, Ga.  | L | 1-2      |
| 2/24/01 | Atlanta, Ga.  | L | 0-4      |
| 3/13/02 | Troy, Ala.    | W | 7-3      |
| 3/13/02 | Troy, Ala.    | L | 0-7 (6)  |
| 2/25/03 | Atlanta, Ga.  | W | 6-5 (9)  |
| 2/25/03 | Atlanta, Ga.  | W | 5-0      |
| 3/23/03 | Marietta, Ga. | L | 2-3 (98) |
| 3/29/04 | Troy, Ala.    | W | 4-0      |
| 3/29/04 | Troy, Ala.    | W | 10-0     |
| 5/9/05  | Atlanta, Ga.  | W | 4-2      |
| 5/9/05  | Atlanta, Ga.  | L | 2-8      |
| 2/14/07 | Atlanta, Ga.  | L | 2-4      |
| 3/5/14  | Atlanta, Ga.  | W | 2-1      |
| 3/3/15  | Troy, Ala.    | L | 3-4 (11) |
| 4/20/16 | Atlanta, Ga.  | W | 2-1      |

\* Known as Troy State, 1967-2004

## SERIES

Home: 4-7, Away: 5-4, Neutral: 2-2

## TULSA

## SERIES TIED 1-1

| DATE    | LOCATION     | W/L | SCORE |
|---------|--------------|-----|-------|
| 2/22/14 | Atlanta, Ga. | L   | 3-11  |
| 2/22/14 | Atlanta, Ga. | W   | 2-1   |

## SERIES

Home: 1-1, Away: 0-0, Neutral: 0-0

## UAB

## GT LEADS 4-0

| DATE    | LOCATION         | W/L | SCORE   |
|---------|------------------|-----|---------|
| 3/2/05  | Birmingham, Ala. | W   | 3-0     |
| 4/16/05 | Atlanta, Ga.     | W   | 8-4     |
| 4/16/05 | Atlanta, Ga.     | W   | 9-0 (5) |
| 3/6/11  | Woodstock, Ga.   | W   | 8-0     |

## SERIES

Home: 2-0, Away: 1-0, Neutral: 1-0

## UC SANTA BARBARA

## GT TRAILS 0-3

| DATE    | LOCATION              | W/L | SCORE |
|---------|-----------------------|-----|-------|
| 3/10/00 | San Jose, Calif.      | L   | 2-6   |
| 2/26/16 | Santa Barbara, Calif. | L   | 4-6   |
| 2/27/16 | Santa Barbara, Calif. | L   | 0-4   |

## SERIES

Home: 0-0, Away: 0-2, Neutral: 0-1

## UMKC

## GT LEADS 1-0

| DATE   | LOCATION          | W/L | SCORE |
|--------|-------------------|-----|-------|
| 3/7/03 | Sunnyvale, Calif. | W   | 3-0   |

## SERIES

Home: 0-0, Away: 0-0, Neutral: 1-0

## UCF

## GT TRAILS 2-3

| DATE    | LOCATION          | W/L | SCORE   |
|---------|-------------------|-----|---------|
| 3/19/05 | Orlando, Fla.     | L   | 0-1     |
| 3/20/05 | Orlando, Fla.     | W   | 8-0 (6) |
| 5/18/08 | Gainesville, Fla. | L   | 1-7     |
| 2/26/10 | Columbus, Ga.     | W   | 1-0     |
| 3/23/16 | Orlando, Fla.     | L   | 0-1     |

## SERIES

Home: 0-0, Away: 1-2, Neutral: 1-1

## UNC - ASHEVILLE

## GT LEADS 1-0

| DATE    | LOCATION          | W/L | SCORE    |
|---------|-------------------|-----|----------|
| 4/12/91 | Chapel Hill, N.C. | W   | 11-1 (6) |

## SERIES

Home: 0-0, Away: 0-0, Neutral: 1-0

## UNC - CHARLOTTE

## GT LEADS 17-10-1

| DATE    | LOCATION          | W/L | SCORE    |
|---------|-------------------|-----|----------|
| 3/15/90 | Charlotte, N.C.   | L   | 0-1      |
| 3/15/90 | Charlotte, N.C.   | L   | 1-2 (10) |
| 4/6/91  | Greenville, S.C.  | L   | 4-5      |
| 4/27/91 | Atlanta, Ga.      | W   | 1-0      |
| 4/27/91 | Atlanta, Ga.      | T   | 4-4 (8)  |
| 3/4/92  | Charlotte, N.C.   | L   | 1-4      |
| 3/4/92  | Charlotte, N.C.   | W   | 3-1      |
| 3/20/93 | Columbia, S.C.    | W   | 2-1      |
| 3/21/93 | Columbia, S.C.    | W   | 7-2      |
| 3/26/93 | Rock Hill, S.C.   | W   | 3-2      |
| 4/2/93  | Marietta, Ga.     | W   | 5-4      |
| 4/9/93  | Chapel Hill, N.C. | W   | 10-3     |
| 3/8/94  | Charlotte, N.C.   | W   | 13-5     |
| 3/8/94  | Charlotte, N.C.   | W   | 9-3      |
| 4/8/94  | Chapel Hill, N.C. | W   | 11-3 (6) |
| 3/1/95  | Atlanta, Ga.      | W   | 5-2      |
| 3/1/95  | Atlanta, Ga.      | W   | 11-3 (5) |
| 3/25/95 | Rock Hill, S.C.   | W   | 11-1 (5) |
| 2/25/96 | Charlotte, N.C.   | W   | 8-0 (5)  |
| 2/25/96 | Charlotte, N.C.   | W   | 12-3     |
| 3/6/97  | Charlotte, N.C.   | L   | 2-5      |
| 3/6/97  | Charlotte, N.C.   | L   | 3-4      |
| 3/27/98 | Marietta, Ga.     | W   | 7-1      |
| 4/1/98  | Atlanta, Ga.      | L   | 1-4      |
| 4/1/98  | Atlanta, Ga.      | L   | 1-5      |
| 5/1/99  | Charlotte, N.C.   | L   | 0-1      |
| 5/1/99  | Charlotte, N.C.   | W   | 5-1      |
| 3/1/08  | Columbus, Ga.     | L   | 2-6      |

## SERIES

Home: 3-2-1, Away: 6-6 Neutral: 8-2

## UNC - GREENSBORO

## GT LEADS 3-2

| DATE    | LOCATION         | W/L | SCORE   |
|---------|------------------|-----|---------|
| 4/10/92 | Greensboro, N.C. | W   | 3-1     |
| 4/10/92 | Greensboro, N.C. | W   | 6-4     |
| 3/24/95 | Rock Hill, S.C.  | L   | 4-5 (8) |
| 2/22/97 | Raleigh, N.C.    | W   | 7-1 (6) |
| 2/9/03  | Columbia, S.C.   | L   | 0-1     |

## SERIES

Home: 0-0, Away: 2-0, Neutral: 1-2

## UNC - WILMINGTON

## GT LEADS 9-2

| DATE    | LOCATION          | W/L | SCORE    |
|---------|-------------------|-----|----------|
| 3/5/88  | Atlanta, Ga.      | W   | 9-5      |
| 3/4/89  | Wilmington, N.C.  | W   | 2-1      |
| 3/4/89  | Wilmington, N.C.  | L   | 5-11     |
| 3/5/90  | Atlanta, Ga.      | W   | 4-2      |
| 3/5/90  | Atlanta, Ga.      | L   | 1-2      |
| 3/4/91  | Atlanta, Ga.      | W   | 3-1      |
| 3/4/91  | Atlanta, Ga.      | W   | 1-0      |
| 4/1/91  | Chapel Hill, N.C. | W   | 8-0      |
| 4/11/92 | Chapel Hill, N.C. | W   | 11-1 (6) |
| 4/9/94  | Chapel Hill, N.C. | W   | 9-1      |
| 3/31/95 | Marietta, Ga.     | W   | 6-1      |

## SERIES

Home: 4-1, Away: 1-1, Neutral: 4-0

## UNLV

## GT TRAILS 0-1

# SERIES HISTORY

| DATE    | LOCATION               | W/L | SCORE |
|---------|------------------------|-----|-------|
| 2/20/09 | Cathedral City, Calif. | L   | 3-4   |

## SERIES

Home: 0-0, Away: 0-0, Neutral: 0-1

## USC - AIKEN

### GT LEADS 7-1

| DATE    | LOCATION     | W/L | SCORE    |
|---------|--------------|-----|----------|
| 2/17/90 | Atlanta, Ga. | W   | 12-0 (5) |
| 2/17/90 | Atlanta, Ga. | W   | 13-8     |
| 2/23/91 | Atlanta, Ga. | W   | 4-0      |
| 2/23/91 | Atlanta, Ga. | W   | 8-0      |
| 3/24/91 | Aiken, S.C.  | W   | 4-3      |
| 3/24/91 | Aiken, S.C.  | L   | 7-9      |
| 3/29/92 | Atlanta, Ga. | W   | 1-0      |
| 3/29/92 | Atlanta, Ga. | W   | 5-1      |

## SERIES

Home: 6-0, Away: 1-1, Neutral: 0-0

## USC - UPSTATE

### GT TRAILS 4-6

| DATE    | LOCATION          | W/L | SCORE   |
|---------|-------------------|-----|---------|
| 3/27/87 | Spartanburg, S.C. | W   | 6-3     |
| 3/27/87 | Spartanburg, S.C. | L   | 8-10    |
| 3/26/88 | Atlanta, Ga.      | L   | 1-7     |
| 3/26/88 | Atlanta, Ga.      | L   | 0-14    |
| 4/1/88  | Spartanburg, S.C. | L   | 0-1     |
| 4/1/88  | Spartanburg, S.C. | L   | 0-5     |
| 4/23/89 | Atlanta, Ga.      | W   | 3-2 (8) |
| 4/23/89 | Atlanta, Ga.      | W   | 12-0    |
| 4/20/91 | Columbus, Ga.     | L   | 0-2 (9) |
| 4/20/91 | Columbus, Ga.     | W   | 4-0     |

\* Known as USC-Spartanburg, 1975-2004

## SERIES

Home: 2-2, Away: 1-3, Neutral: 1-1

## UT-MARTIN

### GT LEADS 7-1

| DATE    | LOCATION           | W/L | SCORE   |
|---------|--------------------|-----|---------|
| 3/29/96 | Marietta, Ga.      | L   | 0-1 (9) |
| 3/23/01 | Marietta, Ga.      | W   | 3-0     |
| 2/10/08 | Panthersville, Ga. | W   | 2-0     |
| 3/10/09 | Atlanta, Ga.       | W   | 2-1     |
| 3/10/09 | Atlanta, Ga.       | W   | 7-5     |
| 3/3/12  | Woodstock, Ga.     | W   | 8-6 (8) |
| 5/19/12 | Tuscaloosa, Ala.   | W   | 9-1     |
| 2/16/14 | Atlanta, Ga.       | W   | 8-5     |

## SERIES

Home: 3-0, Away: 0-0, Neutral: 4-1

## UTAH

### GT TRAILS 1-3

| DATE    | LOCATION     | W/L | SCORE   |
|---------|--------------|-----|---------|
| 3/25/97 | Atlanta, Ga. | L   | 1-4     |
| 3/25/97 | Atlanta, Ga. | W   | 6-4     |
| 3/25/98 | Atlanta, Ga. | L   | 0-8 (6) |
| 3/25/98 | Atlanta, Ga. | L   | 4-8     |

## SERIES

Home: 1-3, Away: 0-0, Neutral: 0-0

## UTEP

### GT LEADS 2-0

| DATE   | LOCATION      | W/L | SCORE    |
|--------|---------------|-----|----------|
| 3/5/04 | Tucson, Ariz. | W   | 7-0      |
| 3/4/06 | Marietta, Ga. | W   | 10-1 (5) |

## SERIES

Home: 0-0, Away: 0-0, Neutral: 2-0

## VALDOSTA STATE

### GT LEADS 2-0

| DATE   | LOCATION     | W/L | SCORE |
|--------|--------------|-----|-------|
| 3/9/92 | Atlanta, Ga. | W   | 7-3   |
| 3/9/92 | Atlanta, Ga. | W   | 8-7   |

## SERIES

Home: 2-0, Away: 0-0, Neutral: 0-0

## VALPARAISO

### GT LEADS 3-2

| DATE    | LOCATION     | W/L | SCORE    |
|---------|--------------|-----|----------|
| 3/11/88 | Atlanta, Ga. | L   | 0-1      |
| 3/8/89  | Atlanta, Ga. | L   | 2-5      |
| 3/8/89  | Atlanta, Ga. | W   | 1-0      |
| 3/5/96  | Atlanta, Ga. | W   | 14-4 (5) |
| 3/5/96  | Atlanta, Ga. | W   | 3-2      |

## SERIES

Home: 3-2, Away: 0-0, Neutral: 0-0

## VERMONT

### GT LEADS 1-0

| DATE   | LOCATION   | W/L | SCORE   |
|--------|------------|-----|---------|
| 3/9/08 | Macon, Ga. | W   | 5-4 (8) |

## SERIES

Home: 0-0, Away: 0-0, Neutral: 1-0

## VIRGINIA

### GT LEADS 46-41

| DATE    | LOCATION             | W/L | SCORE    |
|---------|----------------------|-----|----------|
| 2/25/89 | Atlanta, Ga.         | L   | 0-9      |
| 2/25/89 | Atlanta, Ga.         | L   | 0-4      |
| 3/3/90  | Atlanta, Ga.         | L   | 0-2 (10) |
| 3/3/90  | Atlanta, Ga.         | L   | 0-5      |
| 4/17/92 | Tallahassee, Fla.    | L   | 3-10     |
| 4/25/93 | Atlanta, Ga.         | L   | 0-6      |
| 4/25/93 | Atlanta, Ga.         | L   | 1-10     |
| 2/27/94 | Atlanta, Ga.         | L   | 0-2 (8)  |
| 2/27/94 | Atlanta, Ga.         | L   | 0-2      |
| 3/22/95 | Charlottesville, Va. | W   | 9-3      |
| 3/22/95 | Charlottesville, Va. | L   | 1-2      |
| 4/21/95 | Tallahassee, Fla.    | W   | 3-1      |
| 4/22/95 | Tallahassee, Fla.    | W   | 7-4      |
| 3/16/96 | Atlanta, Ga.         | W   | 5-2      |
| 3/16/96 | Atlanta, Ga.         | W   | 5-4      |
| 4/19/96 | Raleigh, N.C.        | L   | 2-3      |
| 4/11/97 | Charlottesville, Va. | L   | 0-4      |
| 4/11/97 | Charlottesville, Va. | L   | 2-3 (8)  |
| 4/18/97 | Marietta, Ga.        | W   | 7-2      |
| 4/11/98 | Atlanta, Ga.         | W   | 5-3      |
| 4/11/98 | Atlanta, Ga.         | W   | 2-0      |
| 4/23/98 | Tallahassee, Fla.    | L   | 1-3      |
| 4/11/99 | Charlottesville, Va. | L   | 0-2      |
| 4/11/99 | Charlottesville, Va. | L   | 4-6      |
| 5/14/99 | Tallahassee, Fla.    | L   | 0-4      |
| 4/15/00 | Atlanta, Ga.         | L   | 2-4      |
| 4/15/00 | Atlanta, Ga.         | L   | 1-4      |
| 4/29/00 | Tallahassee, Fla.    | L   | 6-7 (9)  |
| 4/14/01 | Charlottesville, Va. | L   | 1-2      |
| 4/14/01 | Charlottesville, Va. | L   | 0-1 (8)  |
| 5/12/01 | Raleigh, N.C.        | L   | 2-3      |
| 3/9/02  | Pleasanton, Calif.   | W   | 6-4 (10) |
| 3/31/02 | Atlanta, Ga.         | W   | 5-1      |
| 3/31/02 | Atlanta, Ga.         | W   | 3-1      |
| 4/7/02  | Chapel Hill, N.C.    | L   | 0-1      |
| 4/7/02  | Chapel Hill, N.C.    | L   | 5-10     |
| 4/5/03  | Charlottesville, Va. | L   | 1-6      |
| 4/5/03  | Charlottesville, Va. | W   | 2-0      |
| 5/10/03 | Tallahassee, Fla.    | L   | 3-4      |
| 4/10/04 | Atlanta, Ga.         | L   | 0-2      |
| 4/10/04 | Atlanta, Ga.         | W   | 2-0      |
| 5/15/04 | Tallahassee, Fla.    | W   | 4-1      |
| 4/3/05  | Charlottesville, Va. | W   | 3-0      |
| 4/3/05  | Charlottesville, Va. | L   | 4-6      |
| 5/14/05 | College Park, Md.    | W   | 3-0      |
| 3/25/06 | Atlanta, Ga.         | W   | 10-2 (5) |
| 3/25/06 | Atlanta, Ga.         | W   | 7-4      |

|         |                      |   |          |
|---------|----------------------|---|----------|
| 3/26/06 | Atlanta, Ga.         | L | 4-5      |
| 5/12/06 | Chapel Hill, N.C.    | W | 11-2 (5) |
| 4/27/07 | Charlottesville, Va. | W | 12-3 (5) |
| 4/27/07 | Charlottesville, Va. | W | 15-0 (5) |
| 4/28/07 | Charlottesville, Va. | W | 11-10    |
| 3/5/08  | Atlanta, Ga.         | L | 3-8      |
| 3/5/08  | Atlanta, Ga.         | L | 1-2      |
| 3/6/08  | Atlanta, Ga.         | W | 6-3      |
| 5/9/08  | College Park, Md.    | W | 5-3      |
| 4/18/09 | Charlottesville, Va. | W | 14-1 (5) |
| 4/18/09 | Charlottesville, Va. | W | 13-4 (5) |
| 4/19/09 | Charlottesville, Va. | W | 5-3      |
| 5/8/09  | Raleigh, N.C.        | W | 7-0      |
| 4/10/10 | Atlanta, Ga.         | W | 5-2      |
| 4/10/10 | Atlanta, Ga.         | W | 5-3      |
| 4/11/10 | Atlanta, Ga.         | W | 8-9 (5)  |
| 4/23/11 | Charlottesville, Va. | W | 8-0      |
| 4/23/11 | Charlottesville, Va. | W | 9-2      |
| 5/13/11 | Atlanta, Ga.         | L | 0-6      |
| 3/10/12 | Atlanta, Ga.         | L | 1-3      |
| 3/10/12 | Atlanta, Ga.         | L | 2-13 (5) |
| 3/11/12 | Atlanta, Ga.         | L | 1-3      |
| 5/10/12 | Chapel Hill, N.C.    | W | 6-4      |
| 3/9/13  | Charlottesville, Va. | W | 7-3      |
| 3/9/13  | Charlottesville, Va. | W | 5-2      |
| 3/10/13 | Charlottesville, Va. | L | 2-4      |
| 3/12/14 | Atlanta, Ga.         | W | 10-2 (6) |
| 3/12/14 | Atlanta, Ga.         | W | 3-2 (8)  |
| 3/7/15  | Charlottesville, Va. | W | 4-3      |
| 3/7/15  | Charlottesville, Va. | W | 7-5      |
| 3/8/15  | Charlottesville, Va. | W | 7-1      |
| 4/23/16 | Atlanta, Ga.         | L | 0-6      |
| 4/23/16 | Atlanta, Ga.         | L | 1-13 (5) |
| 4/24/16 | Atlanta, Ga.         | W | 8-6 (11) |
| 4/14/17 | Charlottesville, Va. | W | 10-5     |
| 4/15/17 | Charlottesville, Va. | L | 2-3      |
| 4/16/17 | Charlottesville, Va. | L | 2-4      |
| 3/9/18  | Charlottesville, Va. | W | 9-5      |
| 3/10/18 | Charlottesville, Va. | W | 18-9 (5) |
| 3/10/18 | Charlottesville, Va. | W | 8-5      |

## SERIES

Home: 16-20, Away: 20-12, Neutral: 10-9

## VIRGINIA TECH

### GT LEADS 25-23

| DATE    | LOCATION          | W/L | SCORE    |
|---------|-------------------|-----|----------|
| 3/1/98  | Atlanta, Ga.      | W   | 2-1      |
| 2/17/99 | Atlanta, Ga.      | W   | 5-4      |
| 2/17/99 | Atlanta, Ga.      | L   | 2-3      |
| 3/6/99  | Atlanta, Ga.      | L   | 6-10     |
| 3/9/03  | Sunnyvale, Calif. | W   | 6-0      |
| 2/27/04 | Columbus, Ga.     | W   | 6-5      |
| 4/23/05 | Blacksburg, Va.   | L   | 5-9      |
| 4/23/05 | Blacksburg, Va.   | W   | 10-3     |
| 5/15/05 | College Park, Md. | W   | 1-0      |
| 4/29/06 | Atlanta, Ga.      | L   | 2-4      |
| 4/29/06 | Atlanta, Ga.      | L   | 1-4      |
| 4/30/06 | Atlanta, Ga.      | W   | 3-2      |
| 3/17/07 | Blacksburg, Va.   | L   | 0-6      |
| 3/17/07 | Blacksburg, Va.   | L   | 1-3      |
| 3/18/07 | Blacksburg, Va.   | W   | 21-1 (5) |
| 5/13/07 | Tallahassee, Fla. | L   | 0-2      |
| 3/15/08 | Atlanta, Ga.      | L   | 2-4      |
| 3/15/08 | Atlanta, Ga.      | L   | 2-4      |
| 3/16/08 | Atlanta, Ga.      | W   | 7-3      |
| 3/21/09 | Blacksburg, Va.   | W   | 13-0 (5) |
| 3/21/09 | Blacksburg, Va.   | W   | 8-5 (10) |
| 3/22/09 | Blacksburg, Va.   | L   | 2-3      |
| 5/9/09  | Raleigh, N.C.     | W   | 14-4     |
| 4/2/10  | Atlanta, Ga.      | W   | 15-1 (5) |
| 4/2/10  | Atlanta, Ga.      | W   | 3-1      |
| 4/3/10  | Atlanta, Ga.      | W   | 9-1 (6)  |
| 4/9/11  | Blacksburg, Va.   | L   | 2-4      |
| 4/10/11 | Blacksburg, Va.   | W   | 8-5 (9)  |
| 4/10/11 | Blacksburg, Va.   | W   | 11-3 (6) |
| 4/28/12 | Atlanta, Ga.      | W   | 5-0      |
| 4/28/12 | Atlanta, Ga.      | L   | 2-5      |
| 4/29/12 | Atlanta, Ga.      | W   | 5-0      |
| 5/12/12 | Chapel Hill, N.C. | W   | 9-1 (5)  |
| 4/6/13  | Blacksburg, Va.   | L   | 7-2      |

|         |                 |   |          |
|---------|-----------------|---|----------|
| 4/6/13  | Blacksburg, Va. | L | 2-10 (5) |
| 4/7/13  | Blacksburg, Va. | W | 10-4     |
| 4/5/14  | Atlanta, Ga.    | L | 0-7      |
| 4/5/14  | Atlanta, Ga.    | L | 2-5      |
| 4/6/14  | Atlanta, Ga.    | L | 5-6      |
| 3/25/16 | Atlanta, Ga.    | L | 0-1      |
| 3/26/16 | Atlanta, Ga.    | L | 0-5      |
| 3/26/16 | Atlanta, Ga.    | W | 1-0      |
| 3/31/17 | Blacksburg, Va. | L | 5-6 (8)  |
| 4/1/17  | Blacksburg, Va. | L | 6-13     |
| 4/2/17  | Blacksburg, Va. | W | 7-3      |
| 4/27/18 | Atlanta, Ga.    | W | 3-2      |
| 4/28/18 | Atlanta, Ga.    | L | 1-5      |
| 4/29/18 | Atlanta, Ga.    | W | 3-0      |

## SERIES

Home: 12-13, Away: 8-9, Neutral: 5-1

## WAGNER

### GT LEADS 1-0

| DATE   | LOCATION      | W/L | SCORE    |
|--------|---------------|-----|----------|
| 4/1/94 | Marietta, Ga. | W   | 13-0 (5) |

## SERIES

Home: 0-0, Away: 0-0, Neutral: 1-0

## WASHINGTON

### GT TRAILS 0-3

| DATE    | LOCATION     | W/L | SCORE |
|---------|--------------|-----|-------|
| 5/22/04 | Athens, Ga.  | L   | 0-2   |
| 5/23/09 | Atlanta, Ga. | L   | 1-7   |
| 5/24/09 | Atlanta, Ga. | L   | 0-7   |

## SERIES

Home: 0-2, Away: 0-0, Neutral: 0-1

## WEST FLORIDA

### GT TRAILS 0-2

| DATE    | LOCATION        | W/L | SCORE |
|---------|-----------------|-----|-------|
| 4/10/87 | Pensacola, Fla. | L   | 0-5   |
| 4/8/88  | Pensacola, Fla. | L   | 1-12  |

## SERIES

Home: 0-0, Away: 0-2, Neutral: 0-0

## WEST GEORGIA

### GT TRAILS 3-6

| DATE    | LOCATION        | W/L | SCORE |
|---------|-----------------|-----|-------|
| 3/12/87 | Atlanta, Ga.    | L   | 3-5   |
| 3/12/87 | Atlanta, Ga.    | L   | 3-16  |
| 4/22/87 | Carrollton, Ga. | L   | 3-8   |
| 4/22/87 | Carrollton, Ga. | L   | 2-10  |
| 3/30/88 | Carrollton, Ga. | W   | 4-0   |
| 3/30/88 | Carrollton, Ga. | L   | 7-8   |
| 4/8/88  | Pensacola, Fla. | L   | 5-9   |
| 4/19/88 | Atlanta, Ga.    | W^  | 1-0   |
| 4/19/88 | Atlanta, Ga.    | W^  | 1-0   |

## SERIES

Home: 2-2, Away: 1-3, Neutral: 0-1

## WESTERN CAROLINA

### GT LEADS 7-0

| DATE    | LOCATION     | W/L | SCORE    |
|---------|--------------|-----|----------|
| 4/12/07 | Atlanta, Ga. | W   | 7-1      |
| 4/3/08  | Atlanta, Ga. | W   | 4-0      |
| 4/3/08  | Atlanta, Ga. | W   | 8-1      |
| 3/17/09 | Atlanta, Ga. | W   | 10-1 (5) |
| 3/17/09 | Atlanta, Ga. | W   | 8-0 (5)  |
| 3/6/12  | Atlanta, Ga. | W   | 4-2      |
| 3/6/12  | Atlanta, Ga. | W   | 9-4      |

## SERIES

Home: 7-0, Away:



## WESTERN KENTUCKY

## GT LEADS 3-1

| DATE    | LOCATION          | W/L | SCORE    |
|---------|-------------------|-----|----------|
| 3/20/04 | Marietta, Ga.     | W   | 13-0 (5) |
| 3/8/09  | Woodstock, Ga.    | W   | 5-0      |
| 3/3/12  | Woodstock, Ga.    | W   | 5-3      |
| 2/14/15 | Tallahassee, Fla. | L   | 1-4      |

## SERIES

Home: 0-0, Away: 0-0, Neutral: 3-1

## WICHITA STATE

## SERIES TIED 1-1

| DATE    | LOCATION         | W/L | SCORE   |
|---------|------------------|-----|---------|
| 3/30/90 | Birmingham, Ala. | L   | 1-9 (5) |
| 3/29/96 | Marietta, Ga.    | W   | 9-0 (5) |

## SERIES

Home: 0-0, Away: 0-0, Neutral: 1-1

## WINTHROP

## GT LEADS 21-13

| DATE    | LOCATION           | W/L | SCORE    |
|---------|--------------------|-----|----------|
| 4/20/87 | Rock Hill, S.C.    | L   | 3-10     |
| 4/20/87 | Rock Hill, S.C.    | L   | 3-13     |
| 3/27/88 | Atlanta, Ga.       | L   | 0-6      |
| 3/27/88 | Atlanta, Ga.       | L   | 1-6      |
| 4/2/88  | Rock Hill, S.C.    | L   | 1-5      |
| 4/2/88  | Rock Hill, S.C.    | L   | 1-8      |
| 3/16/90 | Roch Hill, S.C.    | L   | 1-2 (9)  |
| 3/16/90 | Roch Hill, S.C.    | L   | 1-6      |
| 3/18/90 | Atlanta, Ga.       | W   | 2-1      |
| 3/18/90 | Atlanta, Ga.       | L   | 2-5      |
| 4/7/91  | Atlanta, Ga.       | W   | 4-2      |
| 4/7/91  | Atlanta, Ga.       | L   | 0-2      |
| 3/27/92 | Birmingham, Ala.   | W   | 12-2 (5) |
| 4/12/92 | Chapel Hill, N.C.  | W   | 4-1      |
| 3/9/93  | Atlanta, Ga.       | W   | 1-0      |
| 3/9/93  | Atlanta, Ga.       | W   | 2-1      |
| 4/9/93  | Chapel Hill, N.C.  | W   | 7-1      |
| 4/7/94  | Rock Hill, S.C.    | W   | 10-2 (5) |
| 4/7/94  | Rock Hill, S.C.    | W   | 10-0 (5) |
| 4/16/94 | Chattanooga, Tenn. | W   | 4-1      |
| 3/18/95 | Atlanta, Ga.       | L   | 2-5      |
| 3/18/95 | Atlanta, Ga.       | W   | 5-0      |
| 2/26/96 | Rock Hill, S.C.    | W   | 3-2      |
| 2/26/96 | Rock Hill, S.C.    | L   | 1-2      |
| 3/12/97 | Atlanta, Ga.       | W   | 9-3      |
| 3/12/97 | Atlanta, Ga.       | W   | 5-0      |
| 3/4/05  | Marietta, Ga.      | W   | 2-0      |
| 3/20/08 | Rock Hill, S.C.    | L   | 1-5      |
| 3/20/08 | Rock Hill, S.C.    | W   | 3-2      |
| 3/18/09 | Atlanta, Ga.       | W   | 6-4      |
| 3/18/09 | Atlanta, Ga.       | W   | 7-1      |
| 3/22/11 | Rock Hill, S.C.    | W   | 12-2     |
| 3/22/11 | Rock Hill, S.C.    | W   | 10-4     |
| 3/2/12  | Woodstock, Ga.     | W   | 5-0      |

## SERIES

Home: 9-5, Away: 6-8, Neutral: 6-0

## WISCONSIN

## GT TRAILS 0-3

| DATE    | LOCATION         | W/L | SCORE |
|---------|------------------|-----|-------|
| 3/3/96  | Greenville, N.C. | L   | 1-2   |
| 3/10/00 | San Jose, Calif. | L   | 4-6   |
| 3/11/00 | San Jose, Calif. | L   | 0-8   |

## SERIES

Home: 0-0, Away: 0-0, Neutral: 0-3

## WISCONSIN-LACROSSE

## GT TRAILS 0-1

| DATE    | LOCATION        | W/L | SCORE |
|---------|-----------------|-----|-------|
| 3/24/89 | Pensacola, Fla. | L   | 6-7   |

## SERIES

Home: 0-0, Away: 0-0, Neutral: 0-1

## WISCONSIN-SUPERIOR

## GT LEADS 1-0

| DATE    | LOCATION        | W/L | SCORE |
|---------|-----------------|-----|-------|
| 3/23/89 | Pensacola, Fla. | W   | 11-2  |

## SERIES

Home: 0-0, Away: 0-0, Neutral: 1-0

## WRIGHT STATE

## GT LEADS 4-0

| DATE    | LOCATION         | W/L | SCORE   |
|---------|------------------|-----|---------|
| 3/26/98 | Atlanta, Ga.     | W   | 5-3     |
| 2/18/00 | Raleigh, N.C.    | W   | 3-2     |
| 3/11/06 | Clearwater, Fla. | W   | 8-0 (5) |
| 2/23/08 | Tampa, Fla.      | W   | 5-0     |

## SERIES

Home: 1-0, Away: 0-0, Neutral: 3-0

## YOUNGSTOWN STATE

## GT LEADS 1-0

| DATE    | LOCATION      | W/L | SCORE |
|---------|---------------|-----|-------|
| 3/28/97 | Marietta, Ga. | W   | 9-2   |

## SERIES

Home: 0-0, Away: 0-0, Neutral: 1-0

## ***RECORDS***

|                              |       |
|------------------------------|-------|
| CAREER RECORDS               | 57    |
| SEASON INDIVIDUAL RECORDS    | 58    |
| SEASON TEAM RECORDS          | 59    |
| SEASON LEADERS               | 60-62 |
| TEAM YEAR BY YEAR STATISTICS | 63    |

## CAREER RECORDS

## BATTING

## BATTING AVG. (MIN 325 AB) YEARS AVG.

|    |                                |               |      |
|----|--------------------------------|---------------|------|
| 1. | Jen Yee (238 hits-560 at bats) | 2007, 2009-10 | .425 |
| 2. | Laura Williams (292-697)       | 1994-97       | .419 |
| 3. | Kelsi Weseman (237-612)        | 2009-12       | .387 |
| 4. | Caitlin Lever (226-600)        | 2005-07       | .377 |
| 5. | Stephanie Weitman (226-636)    | 1992-95       | .355 |

## SLUGGING % (MIN 325 AB) YEARS PCT.

|    |                         |               |      |
|----|-------------------------|---------------|------|
| 1. | Jen Yee (560 AB)        | 2007, 2009-10 | .814 |
| 2. | Kelsi Weseman (612 AB)  | 2009-12       | .763 |
| 3. | Whitney Haller (790 AB) | 2006-09       | .651 |
| 4. | Alysha Rudnik (475 AB)  | 2011-14       | .636 |
| 5. | Hope Rush (594 AB)      | 2010-13       | .633 |

## ON BASE % (MIN 325 AB) YEARS NO.

|    |                    |               |      |
|----|--------------------|---------------|------|
| 1. | Jen Yee            | 2007, 2009-10 | .552 |
| 2. | Kelsi Weseman      | 2009-12       | .515 |
| 3. | Laura Williams     | 1994-97       | .457 |
| 4. | Christine Sheridan | 2005-06       | .451 |
| 5. | Tara Knudsen       | 2001-04       | .440 |

## GAMES PLAYED YEARS NO.

|    |                 |         |     |
|----|-----------------|---------|-----|
| 1. | Aileen Morales  | 2005-08 | 265 |
| 2. | Whitney Haller  | 2006-09 | 263 |
|    | Blair Shimandle | 2006-09 | 263 |
| 4. | Katie Donovan   | 2002-05 | 260 |
| 5. | Savannah Brown  | 2005-08 | 255 |

## GAMES STARTED YEARS NO.

|    |                 |         |     |
|----|-----------------|---------|-----|
| 1. | Aileen Morales  | 2005-08 | 265 |
| 2. | Whitney Haller  | 2006-09 | 263 |
| 3. | Blair Shimandle | 2006-09 | 259 |
| 4. | Katie Donovan   | 2002-05 | 255 |
| 5. | Savannah Brown  | 2005-08 | 247 |

## AT BATS YEARS NO.

|    |                 |         |     |
|----|-----------------|---------|-----|
| 1. | Aileen Morales  | 2005-08 | 850 |
| 2. | Whitney Haller  | 2005-08 | 790 |
| 3. | Blair Schmandle | 2006-09 | 747 |
| 4. | Tara Knudsen    | 2001-04 | 711 |
| 5. | Savannah Brown  | 2005-08 | 706 |

## RUNS SCORED YEARS NO.

|    |                |               |     |
|----|----------------|---------------|-----|
| 1. | Jen Yee        | 2007, 2009-10 | 229 |
| 2. | Aileen Morales | 2005-08       | 216 |
| 3. | Kelsi Weseman  | 2009-12       | 196 |
| 4. | Whitney Haller | 2006-09       | 185 |
| 5. | Ashley Thomas  | 2011-14       | 179 |

## HITS YEARS NO.

|    |                 |         |     |
|----|-----------------|---------|-----|
| 1. | Laura Williams  | 1994-97 | 292 |
| 2. | Whitney Haller  | 2006-09 | 280 |
| 3. | Aileen Morales  | 2005-08 | 261 |
| 4. | Tara Knudsen    | 2001-04 | 242 |
| 5. | Blair Schmandle | 2006-09 | 239 |

## DOUBLES YEARS NO.

|    |                |               |    |
|----|----------------|---------------|----|
| 1. | Kelsi Weseman  | 2009-12       | 53 |
| 2. | Jen Yee        | 2007, 2009-10 | 46 |
| 3. | Tara Knudsen   | 2001-04       | 45 |
| 4. | Lindsay Wood   | 2000-03       | 44 |
| 5. | Aileen Morales | 2005-08       | 43 |
|    | Whitney Haller | 2006-09       | 43 |

## TRIPLES YEARS NO.

|    |                   |         |    |
|----|-------------------|---------|----|
| 1. | Laura Williams    | 1994-97 | 31 |
| 2. | Stephanie Webb    | 1993-96 | 15 |
| 3. | Stephanie Weitman | 1992-95 | 12 |
| 4. | Jan Hulsey        | 1990-93 | 11 |

|    |                 |         |    |
|----|-----------------|---------|----|
| 5. | Felicia Coursey | 2002-03 | 10 |
|    | Aileen Morales  | 2005-08 | 10 |

## HOME RUNS YEARS NO.

|    |                |               |    |
|----|----------------|---------------|----|
| 1. | Whitney Haller | 2006-09       | 61 |
| 2. | Hope Rush      | 2010-13       | 60 |
| 3. | Kelsi Weseman  | 2009-12       | 55 |
| 4. | Jen Yee        | 2007, 2009-10 | 54 |
| 5. | Tara Knudsen   | 2001-04       | 46 |

## RBI YEARS NO.

|    |                |         |     |
|----|----------------|---------|-----|
| 1. | Whitney Haller | 2006-09 | 228 |
| 2. | Kelsi Weseman  | 2009-12 | 201 |
| 3. | Savannah Brown | 2005-08 | 194 |
| 4. | Hope Rush      | 2010-13 | 193 |
| 5. | Anne Knobbe    | 1997-00 | 172 |

## TOTAL BASES YEARS NO.

|    |                |               |     |
|----|----------------|---------------|-----|
| 1. | Whitney Haller | 2006-09       | 514 |
| 2. | Kelsi Weseman  | 2009-12       | 467 |
| 3. | Jen Yee        | 2007, 2009-10 | 456 |
| 4. | Tara Knudsen   | 2001-04       | 435 |
| 5. | Laura Williams | 1994-97       | 403 |

## WALKS YEARS NO.

|    |               |               |     |
|----|---------------|---------------|-----|
| 1. | Jen Yee       | 2007, 2009-10 | 151 |
| 2. | Hope Rush     | 2010-13       | 124 |
| 3. | Tara Knudsen  | 2001-04       | 119 |
| 4. | Katie Donovan | 2002-05       | 115 |
| 5. | Amy Hosier    | 2003-06       | 110 |

## SACRIFICE HITS YEARS NO.

|    |                 |         |    |
|----|-----------------|---------|----|
| 1. | Heather Sumrow  | 1997-00 | 52 |
| 2. | Lauren Schwartz | 1997-00 | 46 |
| 3. | Kate Kuzma      | 2009-12 | 42 |
| 4. | Hayley Downs    | 2011-14 | 40 |
| 5. | Kirin Kumar     | 2002-05 | 37 |

## STOLEN BASES YEARS NO.

|    |                 |         |     |
|----|-----------------|---------|-----|
| 1. | Aileen Morales  | 2005-08 | 154 |
| 2. | Ashley Thomas   | 2011-14 | 113 |
| 3. | Laura Williams  | 1994-97 | 110 |
| 4. | Christy Jones   | 2008-11 | 95  |
| 5. | Blair Shimandle | 2006-09 | 93  |

## STOLEN BASE ATTEMPTS YEARS NO.

|    |                 |         |     |
|----|-----------------|---------|-----|
| 1. | Aileen Morales  | 2005-08 | 173 |
| 2. | Ashley Thomas   | 2011-14 | 134 |
| 3. | Laura Williams  | 1994-97 | 121 |
| 4. | Christy Jones   | 2008-11 | 109 |
| 5. | Blair Shimandle | 2006-09 | 108 |

## PITCHING

## EARNED RUN AVG. (MIN 300 IP) YEARS NO.

|    |                               |         |      |
|----|-------------------------------|---------|------|
| 1. | Jessica Sallinger (1008.2 IP) | 2002-05 | 1.12 |
| 2. | Misty Reeder (370.0 IP)       | 1989-91 | 1.41 |
| 3. | Kristen Adkins (431.0 IP)     | 2009-11 | 1.77 |
| 4. | Erin Voeltz (671.1 IP)        | 2001-04 | 1.81 |
| 5. | Dina El Sheshai (481.1 IP)    | 1990-93 | 1.93 |

## ON BASE AVG. (MIN 300 IP) YEARS NO.

|    |                               |         |      |
|----|-------------------------------|---------|------|
| 1. | Jessica Sallinger (1008.2 IP) | 2002-05 | .150 |
| 2. | Tiffany Johnson (343.1 IP)    | 2007-09 | .192 |
| 3. | Erin Voeltz (671.1 IP)        | 2001-04 | .231 |
| 4. | Kristen Adkins (431.0 IP)     | 2009-11 | .232 |
| 5. | Whitney Humphreys (581.2 IP)  | 2005-08 | .237 |

## STRIKEOUTS/GAME (MIN 300 IP) YEARS NO.

|    |                   |         |      |
|----|-------------------|---------|------|
| 1. | Jessica Sallinger | 2002-05 | 9.71 |
| 2. | Tiffany Johnson   | 2007-09 | 7.61 |

|    |                   |         |      |
|----|-------------------|---------|------|
| 3. | Whitney Humphreys | 2005-08 | 5.11 |
| 4. | Erin Voeltz       | 2001-04 | 5.09 |
| 5. | Sarah Wood        | 2004-07 | 4.67 |

## WINS YEARS NO.

|    |                   |         |     |
|----|-------------------|---------|-----|
| 1. | Jessica Sallinger | 2002-05 | 109 |
| 2. | Hope Rush         | 2010-13 | 79  |
| 3. | Whitney Humphreys | 2005-08 | 69  |
| 4. | Erin Voeltz       | 2001-04 | 58  |
| 5. | Kristen Adkins    | 2009-11 | 52  |

## SAVES YEARS NO.

|    |                   |         |    |
|----|-------------------|---------|----|
| 1. | Dina El Sheshai   | 1990-93 | 17 |
| 2. | Kristen Adkins    | 2009-11 | 7  |
| 3. | Whitney Haller    | 2006-09 | 6  |
|    | Tiffany Johnson   | 2007-09 | 6  |
|    | Lacey Richardson  | 2006-07 | 6  |
|    | Erin Voeltz       | 2001-04 | 6  |
|    | Whitney Humphreys | 2005-08 | 6  |
|    | Hope Rush         | 2010-13 | 6  |

## APPEARANCES YEARS NO.

|    |                   |         |     |
|----|-------------------|---------|-----|
| 1. | Jessica Sallinger | 2002-05 | 168 |
| 2. | Hope Rush         | 2010-13 | 139 |
|    | Whitney Humphreys | 2005-08 | 139 |
| 4. | Erin Voeltz       | 2001-04 | 129 |
| 5. | Emily Anderson    | 2015-18 | 119 |

## GAMES STARTED YEARS NO.

|    |                   |         |     |
|----|-------------------|---------|-----|
| 1. | Jessica Sallinger | 2002-05 | 152 |
| 2. | Hope Rush         | 2010-13 | 117 |
| 3. | Erin Voeltz       | 2001-04 | 99  |
| 4. | Emily Anderson    | 2015-18 | 94  |
| 5. | Whitney Humphreys | 2005-08 | 91  |

## COMPLETE GAMES YEARS NO.

|    |                   |                  |     |
|----|-------------------|------------------|-----|
| 1. | Jessica Sallinger | 2002-05          | 123 |
| 2. | Hope Rush         | 2010-13          | 83  |
| 3. | Erin Voeltz       | 2001-04          | 72  |
| 4. | Emily Anderson    | 2015-18          | 65  |
| 5. | Jamie Smith       | 1996-97, 1999-00 | 56  |

## SHUTOUTS YEARS NO.

|    |                   |         |    |
|----|-------------------|---------|----|
| 1. | Jessica Sallinger | 2002-05 | 52 |
| 2. | Hope Rush         | 2010-13 | 22 |
| 3. | Erin Voeltz       | 2001-04 | 17 |
| 4. | Whitney Humphreys | 2005-08 | 13 |
|    | Kristen Adkins    | 2009-11 | 13 |
| 5. | Nikki Johnson     | 1994    | 11 |

## INNINGS PITCHED YEARS NO.

|    |                   |         |         |
|----|-------------------|---------|---------|
| 1. | Jessica Sallinger | 2002-05 | 1,008.2 |
| 2. | Hope Rush         | 2010-13 | 752.2   |
| 3. | Erin Voeltz       | 2001-04 | 671.1   |
| 4. | Emily Anderson    | 2015-18 | 618.2   |
| 5. | Whitney Humphreys | 2005-08 | 581.2   |

## STRIKEOUTS YEARS NO.

|    |                   |         |       |
|----|-------------------|---------|-------|
| 1. | Jessica Sallinger | 2002-05 | 1,398 |
| 2. | Erin Voeltz       | 2001-04 | 488   |
| 3. | Hope Rush         | 2010-13 | 471   |
| 4. | Emily Anderson    | 2015-18 | 467   |
| 5. | Whitney Humphreys | 2005-08 | 425   |

## FIELDING % (MIN 400 CHANCES) YEARS PCT.

|    |                            |         |      |
|----|----------------------------|---------|------|
| 1. | Kristine Priebe (726)      | 2010-11 | .992 |
| 2. | Whitney Haller, 1B (1,687) | 2006-09 | .990 |
| 3. | Tasha Waugh, C/1B (814)    | 2001-04 | .990 |
| 4. | Lynne Borowski, 1B (417)   | 1992-94 | .988 |
| 5. | Savannah Brown, C (1,253)  | 2005-08 | .986 |

## SEASON INDIVIDUAL RECORDS

## BATTING

| BATTING AVG. (MIN 75 AB)          | YEAR | AVG. |
|-----------------------------------|------|------|
| 1. Jen Yee (84 hits -148 at bats) | 2010 | .568 |
| 2. Laura Williams (87-182)        | 1997 | .478 |
| 3. Caitlin Lever (94-208)         | 2007 | .452 |
| 4. Kelsi Weseman (67-158)         | 2011 | .424 |
| 5. Ashley Thomas                  | 2013 | .417 |

| SLUGGING % (MIN 75 AB)     | YEAR | PCT.  |
|----------------------------|------|-------|
| 1. Jen Yee (148 AB)        | 2010 | 1.270 |
| 2. Kelsi Weseman (158 AB)  | 2011 | .948  |
| 3. Jen Yee (176 AB)        | 2009 | .813  |
| 4. Whitney Haller (214 AB) | 2006 | .799  |
| 5. Kelsi Weseman (114 AB)  | 2012 | .772  |

| ON BASE % (MIN 75 AB)     | YEAR | PCT. |
|---------------------------|------|------|
| 1. Jen Yee (148 AB)       | 2010 | .732 |
| 2. Kelsi Weseman (114 AB) | 2012 | .583 |
| 3. Kelsi Weseman (158 AB) | 2011 | .538 |
| 4. Jen Yee (176 AB)       | 2009 | .534 |
| 5. Caitlin Lever (208 AB) | 2007 | .526 |

| GAMES PLAYED/STARTED | YEAR       | NO.   |
|----------------------|------------|-------|
| 1. Whitney Haller    | 2006, 2007 | 70-70 |
| Aileen Morales       | 2006, 2007 | 70-70 |
| Caitlin Lever        | 2007       | 70-70 |
| Jen Yee              | 2007       | 70-70 |
| Jamie Frost          | 2002       | 70-70 |
| Soraya Reddick       | 2002       | 70-70 |
| Tara Knudsen         | 2002       | 70-70 |

| AT BATS               | YEAR | NO. |
|-----------------------|------|-----|
| 1. Jen Yee            | 2007 | 236 |
| 2. Aileen Morales     | 2007 | 233 |
| 3. Felicia Coursey    | 2002 | 225 |
| 4. Christine Sheridan | 2006 | 220 |
| 5. Aileen Morales     | 2006 | 219 |

| RUNS SCORED       | YEAR | NO. |
|-------------------|------|-----|
| 1. Jen Yee        | 2010 | 93  |
| 2. Aileen Morales | 2007 | 73  |
| 3. Jen Yee        | 2007 | 72  |
| 4. Whitney Haller | 207  | 67  |
| 5. Jen Yee        | 2009 | 64  |

| HITS              | YEAR | NO. |
|-------------------|------|-----|
| 1. Caitlin Lever  | 2007 | 94  |
| 2. Laura Williams | 1997 | 87  |
| 3. Whitney Haller | 2006 | 84  |
| Jen Yee           | 2010 | 84  |
| 5. Whitney Haller | 2007 | 81  |
| Jen Yee           | 2007 | 81  |

| DOUBLES          | YEAR | NO. |
|------------------|------|-----|
| 1. Lindsay Wood  | 2002 | 27  |
| 2. Caitlin Lever | 2007 | 20  |
| 3. Amy Hosier    | 2006 | 19  |
| 4. Jen Yee       | 2009 | 18  |
| Kelsi Weseman    | 2010 | 18  |

| TRIPLES              | YEAR | NO. |
|----------------------|------|-----|
| 1. Laura Williams    | 1994 | 11  |
| 2. Laura Williams    | 1996 | 8   |
| 3. Laura Williams    | 1995 | 8   |
| 4. Stephanie Weitman | 1994 | 6   |
| Stephanie Webb       | 1994 | 6   |
| Felicia Coursey      | 2002 | 6   |

| HOME RUNS         | YEAR | NO. |
|-------------------|------|-----|
| 1. Jen Yee        | 2010 | 29  |
| 2. Whitney Haller | 2006 | 24  |
| 3. Kelsi Weseman  | 2011 | 21  |
| 4. Savannah Brown | 2007 | 20  |
| Brittany Barnes   | 2007 | 20  |
| Hope Rush         | 2010 | 20  |

| RBI                | YEAR | NO. |
|--------------------|------|-----|
| 1. Savannah Brown  | 2007 | 76  |
| 2. Brittany Barnes | 2007 | 73  |
| 3. Whitney Haller  | 2006 | 72  |
| 4. Kelsi Weseman   | 2011 | 65  |
| 5. Jen Yee         | 2010 | 63  |

| TOTAL BASES       | YEAR | NO. |
|-------------------|------|-----|
| 1. Jen Yee        | 2010 | 188 |
| 2. Whitney Haller | 2006 | 171 |
| 3. Caitlin Lever  | 2007 | 155 |
| 4. Kelsi Weseman  | 2011 | 153 |
| 5. Tara Knudsen   | 2002 | 147 |

| WALKS            | YEAR | NO. |
|------------------|------|-----|
| 1. Jen Yee       | 2010 | 88  |
| 2. Amy Hosier    | 2006 | 52  |
| 3. Jen Yee       | 2009 | 41  |
| 4. Tara Knudsen  | 2004 | 39  |
| 5. Kelsi Weseman | 2012 | 38  |
| Hope Rush        | 2013 | 38  |

| STOLEN BASES       | YEAR | NO. |
|--------------------|------|-----|
| 1. Aileen Morales  | 2008 | 46  |
| 2. Aileen Morales  | 2005 | 44  |
| 3. Blair Shimandle | 2008 | 38  |
| 4. Ashley Thomas   | 2013 | 37  |
| 5. Aileen Morales  | 2007 | 34  |

## PITCHING

| EARNED RUN AVG. (MIN 100 IP)    | YEAR | NO.  |
|---------------------------------|------|------|
| 1. Jessica Sallinger (214.1 IP) | 2004 | 0.82 |
| 2. Kim Gulakowski (111.2 IP)    | 1991 | 0.94 |
| 3. Tiffany Goodman (111.1 IP)   | 2001 | 1.13 |
| 4. Erin Voeltz (174.2 IP)       | 2004 | 1.15 |
| 5. Jessica Sallinger (257.0 IP) | 2002 | 1.17 |

| ON BASE AVG. (MIN 100 IP) | YEAR | NO.  |
|---------------------------|------|------|
| 1. Jessica Sallinger      | 2003 | .139 |
| 2. Jessica Sallinger      | 2004 | .140 |
| 3. Jessica Sallinger      | 2005 | .144 |
| 4. Tiffany Johnson        | 2009 | .170 |
| 5. Jessica Sallinger      | 2002 | .176 |

| STRIKEOUTS/GAME (MIN 100 IP) | YEAR | NO.   |
|------------------------------|------|-------|
| 1. Jessica Sallinger         | 2004 | 10.31 |
| 2. Jessica Sallinger         | 2005 | 9.89  |
| 3. Jessica Sallinger         | 2003 | 9.46  |
| 4. Jessica Sallinger         | 2002 | 9.18  |
| 5. Jessica Coan              | 2009 | 8.11  |

| WINS                 | YEAR | NO. |
|----------------------|------|-----|
| 1. Jessica Sallinger | 2004 | 31  |
| 2. Jessica Sallinger | 2005 | 28  |
| 3. Jessica Sallinger | 2002 | 28  |
| 4. Hope Rush         | 2010 | 28  |
| 5. Hope Rush         | 2012 | 26  |

| SAVES              | YEAR | NO. |
|--------------------|------|-----|
| 1. Whitney Haller  | 2006 | 6   |
| 2. Tiffany Johnson | 2007 | 5   |

|                 |              |   |
|-----------------|--------------|---|
| Dina El Sheshai | 1991, 92, 93 | 5 |
| Paige Lord      | 1989         | 5 |
| Kristen Adkins  | 2011         | 5 |

| APPEARANCES          | YEAR | NO. |
|----------------------|------|-----|
| 1. Jessica Sallinger | 2005 | 43  |
| 2. Jessica Sallinger | 2004 | 43  |
| 3. Mimi Utt          | 1999 | 43  |
| 4. Whitney Humphreys | 2008 | 42  |
| Hope Rush            | 2012 | 42  |
| Emily Anderson       | 2018 | 42  |

| GAMES STARTED        | YEAR | NO. |
|----------------------|------|-----|
| 1. Jessica Sallinger | 2005 | 41  |
| 2. Hope Rush         | 2012 | 40  |
| Jessica Sallinger    | 2004 | 40  |
| 4. Mimi Utt          | 1999 | 38  |
| 5. Jessica Sallinger | 2004 | 36  |
| Emily Anderson       | 2018 | 36  |

| COMPLETE GAMES       | YEAR | NO. |
|----------------------|------|-----|
| 1. Nikki Johnson     | 1994 | 38  |
| 2. Jessica Sallinger | 2005 | 32  |
| 3. Jessica Sallinger | 2002 | 32  |
| 4. Jessica Sallinger | 2003 | 32  |
| 5. Hope Rush         | 2012 | 31  |

| SHUTOUTS             | YEAR | NO. |
|----------------------|------|-----|
| 1. Jessica Sallinger | 2005 | 16  |
| 2. Jessica Sallinger | 2004 | 15  |
| 3. Jessica Sallinger | 2002 | 12  |
| 4. Nikki Johnson     | 1994 | 11  |
| 5. Hope Rush         | 2012 | 10  |

| INNINGS PITCHED      | YEAR | NO.   |
|----------------------|------|-------|
| 1. Jessica Sallinger | 2005 | 264.0 |
| 2. Jessica Sallinger | 2002 | 257.0 |
| 3. Jessica Sallinger | 2003 | 249.1 |
| 4. Hope Rush         | 2012 | 248.0 |
| 5. Emily Anderson    | 2018 | 244.0 |

| STRIKEOUTS           | YEAR | NO. |
|----------------------|------|-----|
| 1. Jessica Sallinger | 2005 | 373 |
| 2. Jessica Sallinger | 2004 | 351 |
| 3. Jessica Sallinger | 2003 | 337 |
| 4. Jessica Sallinger | 2002 | 337 |
| 5. Emily Anderson    | 2018 | 193 |

| FIELDING % (MIN 50 CHANCES) | YEAR | PCT.  |
|-----------------------------|------|-------|
| 1. Tasha Waugh (391)        | 2004 | 1.000 |
| 2. Lindsay Wood (308)       | 2003 | 1.000 |
| 3. Rebecca Prairie (150)    | 2018 | 1.000 |
| 4. Kori Jacobson (101)      | 2000 | 1.000 |
| 5. Erin Wall (50)           | 1998 | 1.000 |



## SEASON TEAM RECORDS

## BATTING

|                            |                       |
|----------------------------|-----------------------|
| Most Games Played:         | 70 (2002, 2006, 2007) |
| Fewest Games Played:       | 33 (1987)             |
| Most Games Won:            | 54 (2007)             |
| Most Games Lost:           | 38 (1999)             |
| Longest Winning Streak:    | 19 (2007)             |
| Longest Losing Streak:     | 15 (1987)             |
| Highest Batting Average:   | .323 (2011)           |
| Lowest Batting Average:    | .211 (1990)           |
| Highest Slugging Pct.:     | .589 (2011)           |
| Lowest Slugging Pct.:      | .241 (1990)           |
| Highest On Base Pct.:      | .411 (2010)           |
| Lowest On Base Pct.:       | .251 (1990)           |
| Most Runs Scored:          | 451 (2007)            |
| Fewest Runs Scored:        | 105 (1987)            |
| Most Hits:                 | 616 (2007)            |
| Fewest Hits:               | 169 (1987)            |
| Most Doubles:              | 99 (2006)             |
| Fewest Doubles:            | 4 (1987)              |
| Most Triples:              | 39 (1994)             |
| Fewest Triples:            | 3 (1990)              |
| Most Home Runs:            | 118 (2010)            |
| Fewest Home Runs:          | 0 (1989)              |
| Most Grand Slams:          | 9 (2010)              |
| Most Runs Batted In:       | 416 (2007)            |
| Fewest Runs Batted In:     | 61 (1987)             |
| Most Total Bases:          | 1,027 (2007)          |
| Fewest Total Bases:        | 191 (1987)            |
| Most Walks:                | 259 (2010)            |
| Fewest Walks:              | 50 (1993)             |
| Most Intentional Walks:    | 35 (2010)             |
| Most Stolen Bases:         | 159 (2005)            |
| Fewest Stolen Bases:       | 9 (2018)              |
| Most Stolen Base Attempts: | 188 (2005)            |
| Most Sacrifice Hits:       | 64 (2000)             |
| Fewest Sacrifice Hits:     | 18 (2018)             |
| Most Shutouts Allowed:     | 14 (2015)             |
| Most Strikeouts Allowed:   | 385 (2003)            |

## PITCHING

|                               |                            |
|-------------------------------|----------------------------|
| Lowest ERA:                   | 0.97 (2004)                |
| Highest ERA:                  | 5.37 (2013)                |
| Most Saves:                   | 13 (2006)                  |
| Fewest Saves:                 | 1 (2004, 1998, 1994, 2014) |
| Most Shutouts:                | 29 (2004)                  |
| Fewest Shutouts:              | 0 (1987)                   |
| Most Runs Allowed:            | 340 (2013)                 |
| Fewest Runs Allowed:          | 100 (1989)                 |
| Most Earned Runs Allowed:     | 271 (2013)                 |
| Fewest Earned Runs Allowed:   | 46 (1989)                  |
| Most Hits Allowed (per gm):   | 8.8 (2013)                 |
| Fewest Hits Allowed (per gm): | 4.2 (2004)                 |
| Most Walks:                   | 253 (2012)                 |
| Fewest Walks:                 | 13 (1994)                  |
| Most Strikeouts:              | 536 (2004)                 |
| Fewest Strikeouts:            | 67 (1987)                  |
| Consecutive Scoreless IP:     | 45.0 (2004)                |

## FIELDING

|                        |              |
|------------------------|--------------|
| Highest Fielding Pct.: | .976 (2009)  |
| Lowest Fielding Pct.:  | .896 (1988)  |
| Most Chances:          | 2,051 (2002) |
| Fewest Chances:        | 904 (1987)   |
| Most Putouts:          | 1,482 (2002) |
| Fewest Putouts:        | 544 (1987)   |
| Most Assists:          | 618 (1999)   |
| Fewest Assists:        | 245 (2015)   |
| Most Errors:           | 119 (1988)   |

|                              |                 |
|------------------------------|-----------------|
| Fewest Errors:               | 41 (2009, 2015) |
| Most Double Plays Turned:    | 40 (2006)       |
| Fewest Double Plays Turned:  | 6 (2015)        |
| Most Caught Stealing By:     | 29 (2005)       |
| Fewest Caught Stealing By:   | 8 (2011)        |
| Most Stolen Bases Against:   | 70 (1994, 1993) |
| Fewest Stolen Bases Against: | 25 (1996)       |

## SINGLE-GAME RECORDS

## TEAM

|                              |   |
|------------------------------|---|
| Most Runs Scored:            | 26 vs. Delaware State, Feb. 26, 1999  |
| Most Runs Allowed:           | 20 at Georgia, April 3, 2013  |
| Largest Margin of Victory:   | 25 (26-1) vs. Delaware State, Feb. 26, 1999   |
| Largest Margin of Defeat:    | 19 (20-1, 5 innings) at Georgia, April 3, 2013  |
| Most Hits:                   | 20 (3x): vs. Samford, Feb. 16, 1997<br>vs. Georgia Southern, Feb. 15, 2000;<br>vs. Radford, March 4, 2000 |
| Most Hits Allowed:           | 19, Georgia, March 29, 2006   |
| Most Home Runs:              | 6 vs. Virginia Tech, March 18, 2007   |
| Most Grand Slams:            | 2, (2x) last vs. North Carolina, March 20, 2010   |
| Most Hits in a Doubleheader: | 37 vs. Samford, Feb. 16, 1997   |
| Most RBI:                    | 23 vs. Delaware State, Feb. 20, 1999  |
| Most RBI Allowed:            | 20 at Georgia, April 3, 2013  |
| Most Errors:                 | 8 (2x): vs. Eastern Michigan, Feb. 20, 1994;<br>vs. Charlotte, March 8, 1994                              |
| Longest Game:                | 13 innings, at Syracuse (L, 8-7) April 2, 2016  |

## INDIVIDUAL

|                      |  |
|----------------------|--|
| At Bats:             | 7, Samantha Pierannunzi at Syracuse, April 2, 2016   |
| Runs:                | 5, Lauren Schwartz vs. Delaware State, Feb. 26, 1999   |
| Hits:                | 5, Caitlin Lever vs. Baylor, Feb. 23, 2007   |
| Doubles:             | 3 (2x): Anne Knobbe vs. Samford, Feb. 18, 1998;<br>Stephanie Webb vs. St. Francis, April 1, 1994   |
| Triples:             | 2 (9x): last by Maddie Lionberger<br>at Maryland, Mar. 15, 2014  |
| Home Runs:           | 3 (3x): Savannah Brown vs. FSU, April 7, 2007;<br>Savannah Brown vs. Virginia, April 27, 2007;<br>Caitlin Jordan at Virginia, April 23, 2011       |
| Runs Batted In:      | 7, Brittany Barnes<br>vs. Gardner-Webb, Feb. 20, 2007  |
| Walks:               | 4 (3x): Jen Yee vs. North Carolina, April 25, 2009<br>Breanna Roper at Virginia, March 9, 2018<br>Draven Sonnon vs. North Carolina, April 21, 2018 |
| Stolen Bases:        | 4, Blair Shimandle<br>vs. Georgia Southern, March 24, 2009   |
| Innings Pitched:     | 12.2, Emily Anderson<br>at Syracuse, April 2, 2016   |
| Strikeouts:          | 18, Kylie Kleinschmidt at Troy, March 3, 2015  |
| Strikeouts (7 inn.): | 16, Erin Voeltz<br>vs. Austin Peay, March 19, 2004   |
| Putouts:             | 20, Wendy Ezell vs. Mercer, March 13, 1990   |
| Assists:             | 10, Nikki Johnson<br>vs. Coastal Carolina, March 25, 1994  |
| Errors:              | 5, Lori Steiner vs. Eastern Michigan, Feb. 20, 1994  |

## NO-HITTERS

| DATE     | OPP.            | SCORE | IP    | PITCHER(S)                                    |
|----------|-----------------|-------|-------|---|
| 3/30/88  | West Georgia    | 4-0   | N/A** | N/A**   |
| 3/9/90   | Georgia Baptist | 2-0   | 7     | Paige Lord (Sr.)                              |
| 4/16/90  | Hiwassee        | 2-0   | 7     | Dina El Sheshai (Fr.)                         |
| 4/19/91  | Mercer          | 5-0   | 7     | Kim Gulakowski (So.)                          |
| 3/9/93   | Winthrop        | 1-0   | 7     | Kim Gulakowski (Jr.)                          |
| 4/20/93  | Georgia State   | 3-2   | 7     | Laila Krastins (So.)<br>Dina El Sheshai (Sr.) |
| 2/17/96  | Samford         | 12-0  | 5     | Carey Schiller (Fr.)                          |
| 2/25/96# | UNC-Charlotte   | 8-0   | 5     | Erin Ryan (So.)                               |

|          |                  |      |   |   |
|----------|------------------|------|---|---|
| 2/10/02  | Gardner Webb     | 9-0  | 5 | Jessica Sallinger (Fr.)                                 |
| 2/16/02  | Georgia Southern | 6-0  | 7 | Jessica Sallinger (Fr.)                                 |
| 5/15/03# | Southern         | 9-0  | 5 | Erin Voeltz (Jr.)                                       |
| 5/16/03  | #17 Stanford     | 1-0  | 9 | Jessica Sallinger (So.)                                 |
| 2/7/04   | Louisiana-Monroe | 9-0  | 5 | Jessica Sallinger (Jr.)                                 |
| 2/21/04  | Georgia State    | 6-0  | 7 | Jessica Sallinger (Jr.)                                 |
| 3/7/04   | Indiana          | 7-0  | 7 | Jessica Sallinger (Jr.)<br>Sarah Wood (Fr.)             |
| 4/13/04  | #13 Alabama      | 1-0  | 7 | Jessica Sallinger (Jr.)                                 |
| 2/5/05   | Chattanooga      | 6-0  | 7 | Jessica Sallinger (Sr.)                                 |
| 3/26/05  | #24 Florida St.  | 2-0  | 7 | Jessica Sallinger (Sr.)                                 |
| 2/19/06  | Eastern Kentucky | 8-0  | 5 | Lacey Richardson (Fr.)                                  |
| 3/3/07   | Lipscomb         | 11-1 | 5 | Tiffany Johnson (So.)<br>Sarah Wood (Sr.)               |
| 5/2/09#  | Maryland         | 8-0  | 5 | Tiffany Johnson (Sr.)                                   |
| 3/21/10  | North Carolina   | 5-0  | 7 | Hope Rush (Fr.)   |
| 4/2/10   | Virginia Tech    | 15-1 | 5 | Hope Rush (Fr.)   |
| 5/15/10  | North Carolina   | 8-0  | 5 | Hope Rush (Fr.)   |
| 2/20/15  | Mount St. Mary's | 12-2 | 5 | Christina Biggerstaff (Fr.)<br>Kylie Kleinschmidt (Sr.) |
| 2/21/15  | Savannah State   | 18-0 | 5 | Christina Biggerstaff (Fr.)<br>Kylie Kleinschmidt (Sr.) |
| 4/11/15  | North Carolina   | 0-1  | 7 | Christina Biggerstaff (Fr.)                             |

# Denotes Perfect Game; \*\* No Box Score Available

## GRAND SLAMS

| DATE      | OPPONENT                | PLAYER               |
|-----------|-------------------------|----------------------|
| 3/23/2004 | Ohio                    | Tara Knudsten        |
| 3/3/2006  | Marshall                | Christine Sheridan   |
| 5/12/2006 | Virginia                | Caitlin Lever        |
| 2/20/2007 | Gardner Webb (Game 1)   | Brittany Barnes      |
| 2/20/2007 | Gardner Webb (Game 1)   | Whitney Haller       |
| 4/14/2007 | Maryland                | Savannah Brown       |
| 4/27/2007 | Virginia                | Brittany Barnes      |
| 3/22/2008 | Coastal Carolina        | Aileen Morales       |
| 2/13/2009 | Florida Atlantic        | Caroline Hilton      |
| 3/24/2009 | Georgia Southern        | Tiffany Johnson      |
| 2/13/2010 | Cansius                 | Jessica Sinclair     |
| 2/19/2010 | Northwestern            | Kelsi Weseman        |
| 3/20/2010 | North Carolina (Game 1) | Caitlin Jordan       |
| 3/20/2010 | North Carolina (Game 1) | Kristine Priebe      |
| 3/23/2010 | Houston                 | Kristine Priebe      |
| 4/3/2010  | Virginia Tech           | Kristine Priebe      |
| 4/14/2010 | Kennesaw State          | Hope Rush            |
| 4/24/2010 | Florida State           | Kate Kuzma           |
| 5/1/2010  | NC State                | Jen Yee              |
| 3/2/2011  | Niagara                 | Kristine Priebe      |
| 3/22/2011 | Winthrop                | Kristine Priebe      |
| 3/26/2011 | NC State                | Alysha Rudnik        |
| 4/10/2011 | Virginia Tech           | Alysha Rudnik        |
| 4/15/2012 | Florida State           | Hope Rush            |
| 4/29/2012 | Virginia Tech           | Hope Rush            |
| 3/12/2014 | Virginia                | Colleen Darragh      |
| 4/12/2014 | North Carolina          | Samantha Pierannunzi |
| 2/13/2015 | Nebraska                | Kelsey Chisholm      |
| 3/14/2015 | Pittsburgh              | Courtney Ziese       |
| 4/4/2015  | Texas A&M               | Karly Fullem         |
| 2/11/2017 | #24 California          | Katie Krzus          |
| 3/4/2017  | #1 Florida State        | Samantha Pierannunzi |
| 5/7/2017  | Pittsburgh              | Draven Sonnon        |
| 2/16/2018 | #22 Nebraska            | Breanna Roper        |
| 3/10/2018 | Virginia                | Kelsey Chisholm      |
| 5/5/2018  | Boston College          | Breanna Roper        |

## SEASON LEADERS

## BATTING

## BATTING AVERAGE

| YEAR | PLAYER               | AVG. |
|------|----------------------|------|
| 1987 | Melissa Stitche      | .311 |
| 1988 | Sherri Holder        | .405 |
| 1989 | Lori Stringer        | .271 |
|      | Lisa Neal            | .271 |
| 1990 | Ropekia Gunn         | .271 |
| 1991 | Wendy Ezell          | .361 |
| 1992 | Stephanie Weitman    | .352 |
| 1993 | Stephanie Webb       | .322 |
| 1994 | Laura Williams       | .402 |
| 1995 | Laura Williams       | .380 |
| 1996 | Laura Williams       | .413 |
| 1997 | Laura Williams       | .478 |
| 1998 | Erin Hawley          | .324 |
| 1999 | Anne Knobbe          | .362 |
| 2000 | Anne Knobbe          | .383 |
| 2001 | Tara Knudsen         | .259 |
| 2002 | Tara Knudsen         | .374 |
| 2003 | Tara Knudsen         | .309 |
| 2004 | Tara Knudsen         | .392 |
| 2005 | Christine Sheridan   | .380 |
| 2006 | Whitney Haller       | .393 |
| 2007 | Caitlin Lever        | .452 |
| 2008 | Aileen Morales       | .349 |
| 2009 | Jen Yee              | .415 |
| 2010 | Jen Yee              | .568 |
| 2011 | Kelsi Weseman        | .424 |
| 2012 | Kelsi Weseman        | .404 |
| 2013 | Ashley Thomas        | .417 |
| 2014 | Ashley Thomas        | .381 |
| 2015 | Samantha Pierannunzi | .306 |
| 2016 | Courtney Ziese       | .307 |
| 2017 | Jessica Kowalewicz   | .325 |
| 2018 | Cameron Stanford     | .292 |

## HITS

| YEAR | PLAYER               | NO. |
|------|----------------------|-----|
| 1987 | Melissa Stitche      | 24  |
| 1988 | Suzanne Whitworth    | 33  |
| 1989 | Suzanne Whitworth    | 29  |
| 1990 | Juanita Albarado     | 38  |
| 1991 | Wendy Ezell          | 56  |
| 1992 | Juanita Albarado     | 55  |
| 1993 | Stephanie Webb       | 59  |
| 1994 | Stephanie Weitman    | 68  |
| 1995 | Laura Williams       | 70  |
| 1996 | Laura Williams       | 69  |
| 1997 | Laura Williams       | 87  |
| 1998 | Lauren Webb          | 49  |
| 1999 | Anne Knobbe          | 64  |
| 2000 | Anne Knobbe          | 64  |
| 2001 | Tara Knudsen         | 35  |
| 2002 | Tara Knudsen         | 80  |
| 2003 | Tara Knudsen         | 56  |
| 2004 | Tara Knudsen         | 71  |
| 2005 | Caitlin Lever        | 68  |
| 2006 | Whitney Haller       | 84  |
| 2007 | Caitlin Lever        | 94  |
| 2008 | Aileen Morales       | 66  |
| 2009 | Jen Yee              | 73  |
| 2010 | Jen Yee              | 84  |
| 2011 | Kelsi Weseman        | 67  |
| 2012 | Ashley Thomas        | 57  |
| 2013 | Ashley Thomas        | 75  |
| 2014 | Ashley Thomas        | 56  |
| 2015 | Samantha Pierannunzi | 44  |
| 2016 | Courtney Ziese       | 50  |
| 2017 | Jessica Kowalewicz   | 55  |
| 2018 | Katie Krzus          | 46  |

## RUNS

| YEAR | PLAYER            | NO. |
|------|-------------------|-----|
| 1987 | Mandy Brown       | 19  |
| 1988 | Suzanne Whitworth | 20  |
| 1989 | Lori Stringer     | 14  |

|      |                      |    |
|------|----------------------|----|
| 1990 | Lisa Neal            | 14 |
| 1990 | Shannon Shelton      | 20 |
| 1991 | Ropekia Gunn         | 43 |
| 1992 | Juanita Albarado     | 33 |
| 1993 | Stephanie Webb       | 43 |
| 1994 | Laura Williams       | 46 |
| 1995 | Laura Williams       | 41 |
| 1996 | Laura Williams       | 37 |
| 1997 | Laura Williams       | 39 |
| 1998 | Lauren Webb          | 27 |
| 1999 | Lauren Schwartz      | 41 |
| 2000 | Anne Knobbe          | 32 |
| 2001 | Jamie Frost          | 21 |
| 2002 | Tara Knudsen         | 46 |
| 2003 | Tara Knudsen         | 31 |
| 2004 | Soraya Reddick       | 44 |
| 2005 | Aileen Morales       | 40 |
| 2006 | Whitney Haller       | 63 |
| 2007 | Aileen Morales       | 73 |
| 2008 | Aileen Morales       | 48 |
| 2009 | Jen Yee              | 64 |
| 2010 | Jen Yee              | 93 |
| 2011 | Kelsi Weseman        | 51 |
| 2012 | Ashley Thomas        | 46 |
| 2013 | Ashley Thomas        | 57 |
| 2014 | Ashley Thomas        | 44 |
| 2015 | Samantha Pierannunzi | 26 |
|      | Katie Johnsky        | 26 |
| 2016 | Samantha Pierannunzi | 29 |
| 2017 | Jessica Kowalewicz   | 41 |
| 2018 | Katie Krzus          | 46 |

## RBI

| YEAR | PLAYER            | NO. |
|------|-------------------|-----|
| 1987 | Melissa Stitche   | 10  |
| 1988 | Sherri Holder     | 13  |
| 1989 | Wendy Ezell       | 11  |
| 1990 | Juanita Albarado  | 18  |
| 1991 | Jan Hulsey        | 29  |
| 1992 | Jan Hulsey        | 24  |
| 1993 | Juanita Albarado  | 25  |
| 1994 | Stephanie Weitman | 37  |
| 1995 | Stephanie Weitman | 41  |
| 1996 | Stephanie Webb    | 43  |
| 1997 | Lauren Webb       | 32  |
| 1998 | Anne Knobbe       | 34  |
| 1999 | Anne Knobbe       | 62  |
| 2000 | Anne Knobbe       | 51  |
| 2001 | Tasha Vaughn      | 19  |
| 2002 | Tara Knudsen      | 51  |
| 2003 | Tara Knudsen      | 39  |
| 2004 | Tara Knudsen      | 42  |
| 2005 | Amy Hosier        | 39  |
| 2006 | Whitney Haller    | 72  |
| 2007 | Savannah Brown    | 76  |
| 2008 | Whitney Haller    | 39  |
| 2009 | Whitney Haller    | 55  |
| 2010 | Jen Yee           | 63  |
| 2011 | Kelsi Weseman     | 65  |
| 2012 | Hope Rush         | 43  |
| 2013 | Hope Rush         | 52  |
| 2014 | Alysha Rudnik     | 42  |
| 2015 | Courtney Ziese    | 31  |
| 2016 | Courtney Ziese    | 33  |
| 2017 | Kelsey Chisholm   | 41  |
| 2018 | Katie Krzus       | 33  |

## DOUBLES

| YEAR | PLAYER            | NO. |
|------|-------------------|-----|
| 1987 | Sherri Holder     | 2   |
| 1988 | Wendy Ezell       | 4   |
| 1989 | Paige Lord        | 4   |
| 1990 | Juanita Albarado  | 6   |
| 1991 | Jan Hulsey        | 10  |
| 1992 | Juanita Albarado  | 8   |
| 1993 | Stephanie Weitman | 9   |
| 1994 | Paige Bolton      | 6   |
| 1995 | Stephanie Weitman | 11  |
| 1996 | Terri Bolden      | 12  |

|      |                      |    |
|------|----------------------|----|
| 1997 | Stephanie Webb       | 12 |
|      | Lori Steiner         | 12 |
| 1998 | Lauren Webb          | 14 |
| 1998 | Lauren Webb          | 9  |
| 1999 | Anne Knobbe          | 11 |
| 2000 | Anne Knobbe          | 12 |
| 2001 | Erin Hawley          | 10 |
| 2002 | Lindsay Wood         | 27 |
| 2003 | Tara Knudsen         | 12 |
| 2004 | Tara Knudsen         | 15 |
| 2005 | Amy Hosier           | 12 |
| 2006 | Amy Hosier           | 19 |
| 2007 | Caitlin Lever        | 20 |
| 2008 | Aileen Morales       | 11 |
| 2009 | Jen Yee              | 18 |
| 2010 | Kelsi Weseman        | 18 |
| 2011 | Kelsi Weseman        | 17 |
| 2012 | Kate Kuzma           | 10 |
| 2013 | Alysha Rudnik        | 15 |
| 2014 | Alysha Rudnik        | 11 |
| 2015 | Katie Johnsky        | 8  |
|      | Samantha Pierannunzi | 8  |
| 2016 | Maddie Lionberger    | 8  |
| 2017 | Jessica Kowalewicz   | 12 |
| 2018 | Cameron Stanford     | 13 |

## TRIPLES

| YEAR | PLAYER               | NO. |
|------|----------------------|-----|
| 1987 | Robin Swats          | 2   |
| 1988 | Sherri Holder        | 3   |
| 1989 | Paige Lord           | 3   |
| 1990 | Cindy Self           | 1   |
|      | Shannon Shelton      | 1   |
|      | Juanita Albarado     | 1   |
| 1991 | Ropekia Gunn         | 4   |
| 1992 | Jan Hulsey           | 4   |
| 1993 | Jan Hulsey           | 5   |
| 1994 | Laura Williams       | 11  |
| 1995 | Laura Williams       | 8   |
| 1996 | Laura Williams       | 8   |
| 1997 | Laura Williams       | 4   |
| 1998 | Lauren Webb          | 3   |
| 1999 | Ellen Styer          | 5   |
| 2000 | Kori Jacobson        | 3   |
|      | Ellen Styer          | 3   |
|      | Erin Hawley          | 3   |
| 2001 | Soraya Reddick       | 2   |
| 2002 | Felicia Coursey      | 6   |
| 2003 | Katie Donovan        | 2   |
|      | Felicia Coursey      | 2   |
| 2004 | Tara Knudsen         | 2   |
| 2005 | Caitlin Lever        | 3   |
| 2006 | Blair Shimandle      | 4   |
| 2007 | Caitlin Lever        | 4   |
| 2008 | Aileen Morales       | 5   |
| 2009 | Tiffany Johnson      | 3   |
| 2010 | Jessica Sinclair     | 2   |
| 2011 | Kelsi Weseman        | 3   |
|      | Kristine Priebe      | 3   |
|      | Ashley Thomas        | 3   |
| 2012 | Alysha Rudnik        | 2   |
|      | Ashley Thomas        | 2   |
| 2013 | Ashley Thomas        | 4   |
| 2014 | Maddie Lionberger    | 3   |
|      | Katie Johnsky        | 3   |
|      | Hayley Downs         | 3   |
| 2015 | Samantha Pierannunzi | 3   |
| 2016 | Maddie Lionberger    | 2   |
| 2017 | Samantha Pierannunzi | 2   |
| 2018 | Draven Sonnon        | 3   |

## HOME RUNS

| YEAR | PLAYER        | NO. |
|------|---------------|-----|
| 1987 | Sherri Holder | 1   |
|      | Mandy Brown   | 1   |
| 1988 | Sherri Holder | 1   |
| 1989 | --            | --  |
| 1990 | Amy Bishop    | 1   |
|      | Ropekia Gunn  | 1   |

|      |                      |    |
|------|----------------------|----|
| 1991 | Jan Hulsey           | 1  |
|      | Ropekia Gunn         | 1  |
| 1992 | Stephanie Weitman    | 3  |
| 1993 | Jan Hulsey           | 3  |
| 1994 | Terri Bolden         | 6  |
| 1995 | Stephanie Weitman    | 4  |
| 1996 | Laura Williams       | 4  |
| 1997 | Anne Knobbe          | 4  |
| 1998 | Anne Knobbe          | 9  |
| 1999 | Anne Knobbe          | 10 |
| 2000 | Anne Knobbe          | 16 |
| 2001 | Tasha Vaughn         | 5  |
|      | Tara Knudsen         | 5  |
| 2002 | Tara Knudsen         | 16 |
| 2003 | Tara Knudsen         | 13 |
| 2004 | Tara Knudsen         | 12 |
| 2005 | Savannah Brown       | 6  |
| 2006 | Whitney Haller       | 24 |
| 2007 | Savannah Brown       | 20 |
| 2008 | Brittany Barnes      | 12 |
| 2009 | Jen Yee              | 16 |
| 2010 | Jen Yee              | 29 |
| 2011 | Kelsi Weseman        | 21 |
| 2012 | Kelsi Weseman        | 13 |
| 2013 | Hope Rush            | 17 |
| 2014 | Alysha Rudnik        | 11 |
| 2015 | Courtney Ziese       | 7  |
| 2016 | Courtney Ziese       | 11 |
| 2017 | Samantha Pierannunzi | 11 |
|      | Kelsey Chisholm      | 11 |
| 2018 | Katie Krzus          | 9  |
|      | Draven Sonnon        | 9  |

## WALKS

| YEAR | PLAYER               | NO. |
|------|----------------------|-----|
| 1987 | Lori Stringer        | 18  |
| 1988 | Lori Stringer        | 20  |
| 1989 | Shannon Shelton      | 18  |
| 1990 | Lori Stringer        | 14  |
| 1991 | Ropekia Gunn         | 16  |
|      | Shannon Shelton      | 16  |
| 1992 | Andrea Harper        | 12  |
|      | Shannon Shelton      | 12  |
| 1993 | Juanita Albarado     | 8   |
|      | Christie Camp        | 8   |
| 1994 | Stephanie Webb       | 15  |
| 1995 | Stephanie Webb       | 15  |
| 1996 | Laura Williams       | 20  |
| 1997 | Lauren Webb          | 13  |
| 1998 | Anne Knobbe          | 17  |
|      | Lauren Webb          | 17  |
| 1999 | Anne Knobbe          | 21  |
| 2000 | Anne Knobbe          | 26  |
| 2001 | Jamie Frost          | 16  |
|      | Tasha Vaughn         | 16  |
| 2002 | Tara Knudsen         | 37  |
| 2003 | Tara Knudsen         | 33  |
| 2004 | Tara Knudsen         | 39  |
| 2005 | Christine Sheridan   | 35  |
| 2006 | Amy Hosier           | 52  |
| 2007 | Caitlin Lever        | 32  |
|      | Savannah Brown       | 32  |
| 2008 | Aileen Morales       | 22  |
| 2009 | Jen Yee              | 41  |
| 2010 | Jen Yee              | 88  |
| 2011 | Kelsi Weseman        | 25  |
| 2012 | Kelsi Weseman        | 38  |
| 2013 | Hope Rush            | 38  |
| 2014 | Alysha Rudnik        | 26  |
| 2015 | Katie Johnsky        | 29  |
| 2016 | Samantha Pierannunzi | 29  |
| 2017 | Samantha Pierannunzi | 35  |
| 2018 | Cameron Stanford     | 32  |
|      | Katie Krzus          | 32  |

## STOLEN BASES

| YEAR | PLAYER        | SB-ATT |
|------|---------------|--------|
| 1987 | Lori Stringer | 10     |
| 1988 | Lori Stringer | 9      |

## SEASON LEADERS

|      |                      |       |
|------|----------------------|-------|
| 1989 | Lori Stringer        | 6     |
| 1990 | Ropekia Gunn         | 15-21 |
| 1991 | Ropekia Gunn         | 22-26 |
| 1992 | Ropekia Gunn         | 12-16 |
| 1993 | Stephanie Webb       | 13-19 |
| 1994 | Laura Williams       | 26-28 |
| 1995 | Laura Williams       | 25-28 |
| 1996 | Laura Williams       | 32-34 |
| 1997 | Laura Williams       | 27-31 |
| 1998 | Lauren Schwartz      | 26-30 |
| 1999 | Lauren Schwartz      | 16-18 |
| 2000 | Heather Sumrow       | 8-12  |
| 2001 | Soraya Reddick       | 7-10  |
| 2002 | Soraya Reddick       | 14-16 |
| 2003 | Felicia Coursey      | 11-17 |
| 2004 | Soraya Reddick       | 20-23 |
| 2005 | Aileen Morales       | 44-49 |
| 2006 | Aileen Morales       | 30-35 |
| 2007 | Aileen Morales       | 34-41 |
| 2008 | Aileen Morales       | 46-48 |
| 2009 | Blair Shimandle      | 23-27 |
| 2010 | Jen Yee              | 21-22 |
| 2011 | Christy Jones        | 33-38 |
| 2012 | Ashley Thomas        | 31-40 |
| 2013 | Ashley Thomas        | 37-46 |
| 2014 | Hayley Downs         | 20-21 |
| 2015 | Chelsie Thomas       | 10-13 |
| 2016 | Samantha Pierannunzi | 15    |
| 2017 | Samantha Pierannunzi | 6-8   |
|      | Kelsey Chisholm      | 6-7   |
| 2018 | Skye Webb            | 3-4   |

## SLUGGING PERCENTAGE

| YEAR | PLAYER               | PCT.  |
|------|----------------------|-------|
| 1987 | Sherri Holder        | .356  |
| 1988 | Sherri Holder        | .557  |
| 1989 | Paige Lord           | .371  |
| 1990 | Ropekia Gunn         | .310  |
| 1991 | Jan Hulsey           | .453  |
| 1992 | Stephanie Weitman    | .484  |
| 1993 | Stephanie Webb       | .431  |
| 1994 | Laura Williams       | .603  |
| 1995 | Stephanie Weitman    | .521  |
| 1996 | Laura Williams       | .617  |
| 1997 | Laura Williams       | .593  |
| 1998 | Lauren Webb          | .527  |
| 1999 | Anne Knobbe          | .605  |
| 2000 | Anne Knobbe          | .743  |
| 2001 | Tara Knudsen         | .407  |
| 2002 | Tara Knudsen         | .687  |
| 2003 | Tara Knudsen         | .591  |
| 2004 | Tara Knudsen         | .696  |
| 2005 | Christine Sheridan   | .380  |
| 2006 | Whitney Haller       | .799  |
| 2007 | Caitlin Lever        | .745  |
| 2008 | Aileen Morales       | .556  |
| 2009 | Jen Yee              | .813  |
| 2010 | Jen Yee              | 1.270 |
| 2011 | Kelsi Weseman        | .968  |
| 2012 | Kelsi Weseman        | .772  |
| 2013 | Alysha Rudnik        | .676  |
| 2014 | Alysha Rudnik        | .674  |
| 2015 | Courtney Ziese       | .504  |
| 2016 | Courtney Ziese       | .552  |
| 2017 | Samantha Pierannunzi | .551  |
| 2018 | Cameron Stanford     | .549  |

## ON-BASE PERCENTAGE

| YEAR | PLAYER       | PCT. |
|------|--------------|------|
| 1987 | --           | --   |
| 1988 | --           | --   |
| 1989 | --           | --   |
| 1990 | --           | --   |
| 1991 | Ropekia Gunn | .396 |
| 1992 | --           | --   |
| 1993 | --           | --   |
| 1994 | --           | --   |

|      |                      |      |
|------|----------------------|------|
| 1995 | Laura Williams       | .418 |
| 1996 | Laura Williams       | .479 |
| 1997 | Laura Williams       | .503 |
| 1998 | Erin Hawley          | .408 |
| 1999 | Anne Knobbe          | .441 |
| 2000 | Anne Knobbe          | .467 |
| 2001 | Tara Knudsen         | .320 |
| 2002 | Tara Knudsen         | .464 |
| 2003 | Tara Knudsen         | .427 |
| 2004 | Tara Knudsen         | .507 |
| 2005 | Christine Sheridan   | .485 |
| 2006 | Amy Hosier           | .513 |
| 2007 | Caitlin Lever        | .526 |
| 2008 | Aileen Morales       | .429 |
| 2009 | Jen Yee              | .534 |
| 2010 | Jen Yee              | .732 |
| 2011 | Kelsi Weseman        | .538 |
| 2012 | Kelsi Weseman        | .583 |
| 2013 | Ashley Thomas        | .516 |
| 2014 | Ashley Thomas        | .480 |
| 2015 | Samantha Pierannunzi | .422 |
| 2016 | Maddie Lionberger    | .365 |
|      | Samantha Pierannunzi | .365 |
| 2017 | Jessica Kowalewicz   | .419 |
| 2018 | Cameron Stanford     | .419 |

## DEFENSE

## PUTOUTS

| YEAR | PLAYER            | NO. |
|------|-------------------|-----|
| 1987 | Lori Tannebaum    | 102 |
| 1988 | Wendy Ezell       | 211 |
| 1989 | Wendy Ezell       | 243 |
| 1990 | Wendy Ezell       | 291 |
| 1991 | Wendy Ezell       | 314 |
| 1992 | Lynne Borosky     | 380 |
| 1993 | Lynne Borosky     | 368 |
| 1994 | Lynne Borosky     | 419 |
| 1995 | Lori Steiner      | 156 |
| 1996 | Lori Steiner      | 380 |
| 1997 | Lori Steiner      | 308 |
| 1998 | Anne Knobbe       | 160 |
| 1999 | Abby Bickford     | 322 |
| 2000 | Erin Hawley       | 171 |
| 2001 | Erin Hawley       | 386 |
| 2002 | Lindsay Wood      | 420 |
| 2003 | Katie Donovan     | 303 |
| 2004 | Tasha Vaughn      | 375 |
| 2005 | Savannah Brown    | 386 |
| 2006 | Whitney Haller    | 424 |
| 2007 | Whitney Haller    | 401 |
| 2008 | Whitney Haller    | 390 |
| 2009 | Whitney Haller    | 386 |
| 2010 | Kristine Priebe   | 396 |
| 2011 | Kristine Priebe   | 330 |
| 2012 | Alysha Rudnik     | 277 |
| 2013 | Karly Fullem      | 258 |
| 2014 | Karly Fullem      | 303 |
| 2015 | Courtney Ziese    | 239 |
| 2016 | Katie Krzus       | 299 |
| 2017 | Kaylee Ellebracht | 205 |
| 2018 | Katie Krzus       | 265 |

## ASSISTS

| YEAR | PLAYER               | NO. |
|------|----------------------|-----|
| 1987 | Melissa Stichter     | 78  |
| 1988 | Kim Wells            | 74  |
| 1989 | Kathryn Riddlehoover | 83  |
| 1990 | Lisa Neal            | 188 |
| 1991 | Christie Camp        | 126 |
| 1992 | Mechelle Rolin       | 132 |
| 1993 | Christie Camp        | 157 |
| 1994 | Nikki Johnson        | 155 |
| 1995 | Laura Williams       | 132 |
| 1996 | Stephanie Webb       | 107 |
| 1997 | Laura Williams       | 126 |
| 1998 | Ellen Styer          | 117 |

|                    |     |
|--------------------|-----|
| Lauren Webb        | 117 |
| Ellen Styer        | 153 |
| Jamie Frost        | 121 |
| Jamie Frost        | 142 |
| Jamie Frost        | 153 |
| Felicia Coursey    | 74  |
| Kirin Kumar        | 83  |
| Katie Donovan      | 90  |
| Christine Sheridan | 143 |
| Aileen Morales     | 117 |
| Aileen Morales     | 109 |
| Tiffany Johnson    | 129 |
| Kelsi Weseman      | 152 |
| Kelsi Weseman      | 121 |
| Ashley Thomas      | 119 |
| Ashley Thomas      | 148 |
| Ashley Thomas      | 115 |
| Ashley Thomas      | 77  |
| Kelsey Chisholm    | 139 |
| Malea Bell         | 97  |
| Kelsey Chisholm    | 72  |

## FIELDING PERCENTAGE

| YEAR | PLAYER               | PCT.  |
|------|----------------------|-------|
| 1987 | Lori Tannebaum       | .991  |
| 1988 | Lori Stringer        | .973  |
| 1989 | Misty Reeder         | .974  |
| 1990 | Paige Lord           | 1.000 |
|      | Jan Hulsey           | 1.000 |
|      | Wendy Ezell          | .988  |
| 1991 | --                   | --    |
| 1992 | --                   | --    |
| 1993 | --                   | --    |
| 1994 | --                   | --    |
| 1995 | Erin Ryan            | .990  |
| 1996 | Lori Steiner         | .985  |
| 1997 | Lori Steiner         | .985  |
| 1998 | Erin Wall            | 1.000 |
| 1999 | Heather Sumrow       | .986  |
| 2000 | Kori Jacobson        | 1.000 |
| 2001 | Erin Hawley          | .990  |
| 2002 | Lindsay Wood         | .994  |
| 2003 | Lindsay Wood         | 1.000 |
| 2004 | Tasha Vaughn         | 1.000 |
| 2005 | Savannah Brown       | .993  |
| 2006 | Kristina Hull        | .985  |
| 2007 | Whitney Haller       | .993  |
| 2008 | Blair Shimandle      | 1.000 |
| 2009 | Jessica Weaver       | .988  |
| 2010 | Kristine Priebe      | .988  |
| 2011 | Kristine Priebe      | .997  |
| 2012 | Shannon Bear         | 1.000 |
| 2013 | Karly Fullem         | .993  |
| 2014 | Karly Fullem         | .991  |
| 2015 | Samantha Pierannunzi | 1.000 |
| 2016 | Katie Krzus          | .997  |
| 2017 | Drew Puckett         | 1.000 |
|      | Isabella Many        | 1.000 |
| 2018 | Rebecca Prairie      | 1.000 |

## PITCHING

## GAMES STARTED

| YEAR | PLAYER          | NO. |
|------|-----------------|-----|
| 1987 | Paige Lord      | 16  |
| 1988 | Julie Jones     | 23  |
| 1989 | Paige Lord      | 18  |
| 1990 | Paige Lord      | 24  |
| 1991 | Misty Reeder    | 23  |
| 1992 | Dina El Sheshai | 21  |
| 1993 | Kim Gulakowski  | 21  |
| 1994 | Nikki Johnson   | 32  |
| 1995 | Erin Ryan       | 20  |
| 1996 | Erin Ryan       | 17  |
| 1997 | Jamie Smith     | 19  |
| 1998 | Erin Ryan       | 26  |
| 1999 | Mimi Utt        | 38  |
| 2000 | Jamie Smith     | 29  |

|                    |    |
|--------------------|----|
| Tiffany Goodman    | 29 |
| Erin Voeltz        | 26 |
| Jessica Sallinger  | 36 |
| Jessica Sallinger  | 35 |
| Jessica Sallinger  | 40 |
| Jessica Sallinger  | 41 |
| Sarah Wood         | 30 |
| Whitney Humphreys  | 30 |
| Whitney Humphreys  | 35 |
| Kristen Adkins     | 28 |
| Hope Rush          | 32 |
| Kristen Adkins     | 27 |
| Hope Rush          | 40 |
| Hope Rush          | 27 |
| Kylie Kleinschmidt | 31 |
| Kylie Kleinschmidt | 30 |
| Jenna Goodrich     | 29 |
| Emily Anderson     | 27 |
| Emily Anderson     | 36 |

## COMPLETE GAMES

| YEAR | PLAYER             | NO. |
|------|--------------------|-----|
| 1987 | Lisa Neal          | 13  |
| 1988 | Julie Jones        | 18  |
| 1989 | --                 | --  |
| 1990 | Paige Lord         | 16  |
| 1991 | Kim Gulakowski     | 11  |
| 1992 | Kim Gulakowski     | 15  |
| 1993 | Kim Gulakowski     | 15  |
| 1994 | Nikki Johnson      | 29  |
| 1995 | Amy Robertson      | 14  |
| 1996 | Erin Ryan          | 11  |
| 1997 | Jamie Smith        | 10  |
| 1998 | Erin Ryan          | 22  |
| 1999 | Mimi Utt           | 26  |
| 2000 | Jamie Smith        | 25  |
| 2001 | Erin Voeltz        | 25  |
| 2002 | Jessica Sallinger  | 32  |
| 2003 | Jessica Sallinger  | 32  |
| 2004 | Jessica Sallinger  | 27  |
| 2005 | Jessica Sallinger  | 32  |
| 2006 | Sarah Wood         | 6   |
| 2007 | Whitney Humphreys  | 11  |
| 2008 | Whitney Humphreys  | 22  |
| 2009 | Kristen Adkins     | 17  |
| 2010 | Hope Rush          | 28  |
| 2011 | Kristen Adkins     | 13  |
| 2012 | Hope Rush          | 31  |
| 2013 | Hope Rush          | 18  |
| 2014 | Kylie Kleinschmidt | 20  |
| 2015 | Kylie Kleinschmidt | 15  |
| 2016 | Emily Anderson     | 20  |
|      | Jenna Goodrich     | 20  |
| 2017 | Emily Anderson     | 14  |
| 2018 | Emily Anderson     | 27  |

## INNINGS PITCHED

| YEAR | PLAYER            | NO.   |
|------|-------------------|-------|
| 1987 | Lisa Neal         | 110.2 |
| 1988 | Julie Jones       | 147.1 |
| 1989 | Misty Reeder      | 137.2 |
| 1990 | Paige Lord        | 151.0 |
| 1991 | Misty Reeder      | 155.2 |
| 1992 | Kim Gulakowski    | 155.1 |
| 1993 | Kim Gulakowski    | 151.1 |
| 1994 | Nikki Johnson     | 210.1 |
| 1995 | Amy Robertson     | 163.0 |
| 1996 | Erin Ryan         | 132.1 |
| 1997 | Beth Warren       | 127.0 |
| 1998 | Erin Ryan         | 189.0 |
| 1999 | Mimi Utt          | 240.2 |
| 2000 | Jamie Smith       | 223.1 |
| 2001 | Erin Voeltz       | 200.0 |
| 2002 | Jessica Sallinger | 257.0 |
| 2003 | Jessica Sallinger | 249.1 |
| 2004 | Jessica Sallinger | 238.1 |
| 2005 | Jessica Sallinger | 264.0 |
| 2006 | Sarah Wood        | 166.0 |

# SEASON LEADERS

|      |                          |       |
|------|--------------------------|-------|
| 2007 | Whitney Humphreys .....  | 167.0 |
| 2008 | Whitney Humphreys .....  | 226.2 |
| 2009 | Kristen Adkins .....     | 182.1 |
| 2010 | Hope Rush .....          | 222.1 |
| 2011 | Kristen Adkins .....     | 160.1 |
| 2012 | Hope Rush .....          | 248.0 |
| 2013 | Hope Rush .....          | 178.1 |
| 2014 | Kylie Kleinschmidt ..... | 174.2 |
| 2015 | Kylie Kleinschmidt ..... | 156.1 |
| 2016 | Jenna Goodrich .....     | 195.2 |
| 2017 | Emily Anderson .....     | 159.1 |
| 2018 | Emily Anderson .....     | 244.0 |

## FEWEST ER (MIN 50 IP)

| YEAR | PLAYER                   | NO. |
|------|--------------------------|-----|
| 1987 | --                       | --  |
| 1988 | Julie Jones .....        | 47  |
| 1989 | Paige Lord .....         | 21  |
| 1990 | Misty Reeder .....       | 22  |
| 1991 | Kim Gulakowski .....     | 15  |
| 1992 | Laila Krastins .....     | 22  |
| 1993 | Laila Krastins .....     | 18  |
| 1994 | Laila Krastins .....     | 9   |
| 1995 | Laura Brown .....        | 26  |
| 1996 | Carey Schiller .....     | 16  |
| 1997 | Carey Schiller .....     | 28  |
| 1998 | Beth Warren .....        | 27  |
| 1999 | Jamie Smith .....        | 73  |
| 2000 | Tiffany Goodman .....    | 93  |
| 2001 | Tiffany Goodman .....    | 18  |
| 2002 | Tiffany Goodman .....    | 28  |
| 2003 | Jessica Sallinger .....  | 45  |
| 2004 | Jessica Sallinger .....  | 28  |
| 2005 | Sarah Wood .....         | 34  |
| 2006 | Whitney Humphreys .....  | 52  |
| 2007 | Sarah Wood .....         | 45  |
| 2008 | Tiffany Johnson .....    | 25  |
| 2009 | Tiffany Johnson .....    | 35  |
| 2010 | Kristen Adkins .....     | 29  |
| 2011 | Kristen Adkins .....     | 36  |
| 2012 | Hope Rush .....          | 71  |
| 2013 | Kylie Kleinschmidt ..... | 88  |
| 2014 | Kylie Kleinschmidt ..... | 69  |
| 2015 | Emily Anderson .....     | 51  |
| 2016 | Emily Anderson .....     | 69  |
| 2017 | Brooke Barfield .....    | 91  |
| 2018 | Brooke Barfield .....    | 22  |

## ERA (MIN 50 IP)

| YEAR | PLAYER                  | NO.  |
|------|-------------------------|------|
| 1987 | Paige Lord .....        | 2.50 |
| 1988 | Julie Jones .....       | 2.23 |
| 1989 | Misty Reeder .....      | 1.27 |
| 1990 | Dina El Sheshai .....   | 1.51 |
| 1991 | Kim Gulakowski .....    | 0.94 |
| 1992 | Kim Gulakowski .....    | 1.58 |
| 1993 | Dina El Sheshai .....   | 1.97 |
| 1994 | Nikki Johnson .....     | 1.30 |
| 1995 | Amy Robertson .....     | 1.46 |
| 1996 | Erin Ryan .....         | 1.59 |
| 1997 | Carey Schiller .....    | 2.35 |
| 1998 | Carey Schiller .....    | 2.13 |
| 1999 | Mimi Utt .....          | 2.70 |
| 2000 | Jamie Smith .....       | 3.07 |
| 2001 | Tiffany Goodman .....   | 1.13 |
| 2002 | Jessica Sallinger ..... | 1.17 |
| 2003 | Jessica Sallinger ..... | 1.26 |
| 2004 | Jessica Sallinger ..... | 0.82 |
| 2005 | Jessica Sallinger ..... | 1.19 |
| 2006 | Sarah Wood .....        | 2.87 |
| 2007 | Tiffany Johnson .....   | 2.22 |
| 2008 | Whitney Humphreys ..... | 2.13 |
| 2009 | Kristen Adkins .....    | 1.69 |
| 2010 | Hope Rush .....         | 1.98 |
| 2011 | Kristen Adkins .....    | 1.57 |
| 2012 | Hope Rush .....         | 2.00 |
| 2013 | Hope Rush .....         | 4.04 |

|      |                          |      |
|------|--------------------------|------|
| 2014 | Kylie Kleinschmidt ..... | 2.77 |
| 2015 | Kylie Kleinschmidt ..... | 4.39 |
| 2016 | Emily Anderson .....     | 3.02 |
| 2017 | Emily Anderson .....     | 3.91 |
| 2018 | Emily Anderson .....     | 2.24 |

## FEWEST WALKS (MIN 50 IP)

| YEAR | PLAYER                   | NO. |
|------|--------------------------|-----|
| 1987 | Lisa Neal .....          | 84  |
| 1988 | Julie Jones .....        | 75  |
| 1989 | Misty Reeder .....       | 32  |
| 1990 | Misty Reeder .....       | 32  |
| 1991 | Misty Reeder .....       | 24  |
| 1992 | Kim Gulakowski .....     | 35  |
| 1993 | Kim Gulakowski .....     | 46  |
| 1994 | Laura Brown .....        | 14  |
| 1995 | Laura Brown .....        | 25  |
| 1996 | Laura Brown .....        | 9   |
| 1997 | Carey Schiller .....     | 26  |
| 1998 | Beth Warren .....        | 35  |
| 1999 | Jamie Smith .....        | 46  |
| 2000 | Jamie Smith .....        | 54  |
| 2001 | Mimi Utt .....           | 8   |
| 2002 | Tiffany Goodman .....    | 18  |
| 2003 | Erin Voeltz .....        | 59  |
| 2004 | Erin Voeltz .....        | 31  |
| 2005 | Sarah Wood .....         | 16  |
| 2006 | Whitney Humphreys .....  | 24  |
| 2007 | Tiffany Johnson .....    | 59  |
| 2008 | Tiffany Johnson .....    | 26  |
| 2009 | Jessica Coan .....       | 34  |
| 2010 | Kristen Adkins .....     | 35  |
|      | Jessica Coan .....       | 35  |
| 2011 | Lindsay Anderson .....   | 56  |
| 2012 | Kylie Kleinschmidt ..... | 88  |
| 2013 | Hope Rush .....          | 79  |
| 2014 | Kanani Cabrales .....    | 54  |
| 2015 | Emily Anderson .....     | 43  |
| 2016 | Emily Anderson .....     | 64  |
| 2017 | Jenna Goodrich .....     | 72  |
| 2018 | Naomi Dickerson .....    | 11  |

## STRIKEOUTS (MIN 50 IP)

| YEAR | PLAYER                   | NO. |
|------|--------------------------|-----|
| 1987 | Lisa Neal .....          | 36  |
| 1988 | Julie Jones .....        | 86  |
| 1989 | Misty Reeder .....       | 59  |
| 1990 | Dina El Sheshai .....    | 76  |
| 1991 | Misty Reeder .....       | 93  |
| 1992 | Kim Gulakowski .....     | 65  |
| 1993 | Dina El Sheshai .....    | 73  |
| 1994 | Nikki Johnson .....      | 127 |
| 1995 | Amy Robertson .....      | 81  |
| 1996 | Erin Ryan .....          | 94  |
| 1997 | Jamie Smith .....        | 35  |
| 1998 | Erin Ryan .....          | 107 |
| 1999 | Mimi Utt .....           | 123 |
| 2000 | Tiffany Goodman .....    | 51  |
| 2001 | Erin Voeltz .....        | 119 |
| 2002 | Jessica Sallinger .....  | 337 |
| 2003 | Jessica Sallinger .....  | 337 |
| 2004 | Jessica Sallinger .....  | 351 |
| 2005 | Jessica Sallinger .....  | 373 |
| 2006 | Sarah Wood .....         | 98  |
| 2007 | Tiffany Johnson .....    | 188 |
| 2008 | Whitney Humphreys .....  | 160 |
| 2009 | Tiffany Johnson .....    | 138 |
| 2010 | Hope Rush .....          | 170 |
| 2011 | Kristen Adkins .....     | 138 |
| 2012 | Hope Rush .....          | 146 |
| 2013 | Hope Rush .....          | 75  |
| 2014 | Kylie Kleinschmidt ..... | 170 |
| 2015 | Kylie Kleinschmidt ..... | 170 |
| 2016 | Jenna Goodrich .....     | 120 |
| 2017 | Emily Anderson .....     | 111 |
| 2018 | Emily Anderson .....     | 193 |

## WINS (MIN 50 IP)

| YEAR | PLAYER                      | NO. |
|------|-----------------------------|-----|
| 1987 | Lisa Neal .....             | 4   |
| 1988 | Julie Jones .....           | 7   |
| 1989 | Misty Reeder .....          | 10  |
| 1990 | Paire Lord .....            | 11  |
| 1991 | Misty Reeder .....          | 17  |
| 1992 | Dina El Sheshai .....       | 13  |
| 1993 | Dina El Sheshai .....       | 11  |
| 1994 | Nikki Johnson .....         | 17  |
| 1995 | Laura Brown .....           | 11  |
| 1996 | Jamie Smith .....           | 11  |
| 1997 | Jamie Smith .....           | 9   |
| 1998 | Erin Ryan .....             | 13  |
| 1999 | Mimi Utt .....              | 13  |
| 2000 | Jamie Smith .....           | 14  |
| 2001 | Erin Voeltz .....           | 12  |
| 2002 | Jessica Sallinger .....     | 28  |
| 2003 | Jessica Sallinger .....     | 22  |
| 2004 | Jessica Sallinger .....     | 31  |
| 2005 | Jessica Sallinger .....     | 28  |
| 2006 | Sarah Wood .....            | 20  |
| 2007 | Whitney Humphreys .....     | 23  |
| 2008 | Whitney Humphreys .....     | 20  |
| 2009 | Kristen Adkins .....        | 24  |
| 2010 | Hope Rush .....             | 28  |
| 2011 | Kristen Adkins .....        | 20  |
| 2012 | Hope Rush .....             | 26  |
| 2013 | Hope Rush .....             | 13  |
| 2014 | Kylie Kleinschmidt .....    | 15  |
| 2015 | Christina Biggerstaff ..... | 7   |
| 2016 | Jenna Goodrich .....        | 11  |
| 2017 | Emily Anderson .....        | 10  |
| 2018 | Emily Anderson .....        | 19  |

## W-L PERCENTAGE (MIN 50 IP)

| YEAR | PLAYER                      | NO.   |
|------|-----------------------------|-------|
| 1987 | Lisa Neal .....             | .235  |
| 1988 | Julie Jones .....           | .318  |
| 1989 | Misty Reeder .....          | .588  |
| 1990 | Paige Lord .....            | .478  |
| 1991 | Kim Gulakowski .....        | .929  |
| 1992 | Dina El Sheshai .....       | .619  |
| 1993 | Dina El Sheshai .....       | .611  |
| 1994 | Laila Krastins .....        | 1.000 |
| 1995 | Laura Brown .....           | .733  |
| 1996 | Jamie Smith .....           | .786  |
| 1997 | Jamie Smith .....           | .500  |
| 1998 | Beth Warren .....           | .444  |
| 1999 | Beth Warren .....           | .500  |
| 2000 | Jamie Smith .....           | .438  |
| 2001 | Tiffany Goodman .....       | .500  |
| 2002 | Jessica Sallinger .....     | .757  |
| 2003 | Erin Voeltz .....           | .684  |
| 2004 | Jessica Sallinger .....     | .756  |
| 2005 | Sarah Wood .....            | .789  |
| 2006 | Whitney Humphreys .....     | .720  |
| 2007 | Sarah Wood .....            | .800  |
| 2008 | Whitney Humphreys .....     | .541  |
| 2009 | Tiffany Johnson .....       | .824  |
| 2010 | Jessica Coan .....          | .938  |
| 2011 | Lindsay Anderson .....      | .867  |
| 2012 | Hope Rush .....             | .684  |
| 2013 | Kylie Kleinschmidt .....    | .500  |
| 2014 | Kylie Kleinschmidt .....    | .536  |
| 2015 | Christina Biggerstaff ..... | .500  |
| 2016 | Emily Anderson .....        | .435  |
| 2017 | Emily Anderson .....        | .417  |
| 2018 | Emily Anderson .....        | .528  |



## TEAM YEAR BY YEAR STATISTICS

## BATTING &amp; DEFENSE

| YEAR | G  | AB   | BA   | R   | H   | 2B | 3B | HR  | RBI | SLG  | OBP  | SH | SF | BB  | SO  | HBP | SB-SBA  | PO   | A   | E   | F%   |
|------|----|------|------|-----|-----|----|----|-----|-----|------|------|----|----|-----|-----|-----|---------|------|-----|-----|------|
| 1987 | 31 | 714  | .230 | 92  | 164 | 3  | 1  | 0   | 62  | .237 | --   | -- | -- | 99  | 80  | 4   | 51      | 559  | 271 | 67  | .925 |
| 1988 | 38 | 956  | .250 | 114 | 239 | 23 | 9  | 1   | 81  | .296 | --   | -- | -- | 84  | 94  | 7   | 25-33   | 722  | 299 | 119 | .896 |
| 1989 | 36 | 833  | .217 | 97  | 181 | 16 | 9  | 0   | 76  | .256 | --   | -- | -- | 95  | 89  | 7   | 22-35   | 702  | 298 | 65  | .939 |
| 1990 | 49 | 1187 | .251 | 114 | 251 | 23 | 3  | 2   | 87  | .241 | --   | -- | -- | 63  | 140 | 10  | 57-88   | 1023 | 618 | 113 | .936 |
| 1991 | 51 | 1399 | .289 | 222 | 405 | 40 | 15 | 2   | 176 | .344 | .331 | 25 | 11 | 85  | 146 | 8   | 56-70   | 1062 | 408 | 69  | .955 |
| 1992 | 52 | 1367 | .247 | 172 | 338 | 27 | 16 | 8   | 121 | .308 | --   | -- | -- | 82  | 174 | 6   | 47-65   | 1066 | 521 | 96  | .943 |
| 1993 | 53 | 1434 | .250 | 180 | 359 | 41 | 30 | 8   | 137 | .338 | --   | 38 | -- | 50  | 175 | 4   | 42-56   | --   | --  | --  | --   |
| 1994 | 58 | 1590 | .311 | 312 | 494 | 37 | 39 | 24  | 174 | .428 | --   | -- | -- | 85  | 170 | 18  | 88-95   | --   | --  | --  | --   |
| 1995 | 55 | 1494 | .282 | 236 | 422 | 50 | 21 | 10  | 192 | .364 | .333 | 26 | 7  | 99  | 152 | 17  | 60-69   | 1111 | 507 | 77  | .955 |
| 1996 | 52 | 1393 | .301 | 220 | 419 | 66 | 22 | 6   | 184 | .393 | .354 | 41 | 10 | 100 | 163 | 20  | 82-90   | 1013 | 472 | 52  | .966 |
| 1997 | 56 | 1522 | .292 | 213 | 444 | 70 | 12 | 11  | 166 | .375 | .337 | 62 | 2  | 93  | 178 | 12  | 74-91   | 1114 | 506 | 86  | .950 |
| 1998 | 52 | 1323 | .249 | 164 | 329 | 33 | 5  | 17  | 135 | .320 | .307 | 54 | 2  | 102 | 195 | 11  | 55-66   | 1048 | 428 | 73  | .953 |
| 1999 | 60 | 1634 | .287 | 234 | 469 | 60 | 13 | 14  | 205 | .365 | .342 | 61 | 7  | 120 | 217 | 21  | 44-56   | 1214 | 618 | 85  | .956 |
| 2000 | 58 | 1538 | .272 | 217 | 419 | 46 | 11 | 23  | 181 | .362 | .326 | 64 | 5  | 106 | 182 | 18  | 33-47   | 1156 | 577 | 65  | .964 |
| 2001 | 53 | 1274 | .213 | 147 | 271 | 43 | 8  | 17  | 107 | .299 | .266 | 53 | 8  | 80  | 194 | 15  | 26-39   | 1057 | 551 | 80  | .953 |
| 2002 | 70 | 1868 | .263 | 264 | 492 | 81 | 20 | 37  | 230 | .388 | .336 | 46 | 10 | 198 | 293 | 11  | 56-74   | 1482 | 515 | 54  | .974 |
| 2003 | 63 | 1607 | .236 | 210 | 380 | 63 | 5  | 35  | 186 | .347 | .313 | 32 | 7  | 169 | 385 | 13  | 35-48   | 366  | 50  | 11  | .970 |
| 2004 | 66 | 1618 | .263 | 264 | 425 | 74 | 4  | 36  | 227 | .380 | .355 | 30 | 10 | 221 | 328 | 17  | 89-112  | 1301 | 329 | 65  | .962 |
| 2005 | 65 | 1690 | .288 | 309 | 486 | 67 | 10 | 25  | 268 | .383 | .371 | 25 | 15 | 217 | 301 | 16  | 159-188 | 1321 | 407 | 51  | .971 |
| 2006 | 70 | 1823 | .306 | 428 | 557 | 99 | 11 | 75  | 385 | .495 | .394 | 25 | 23 | 249 | 247 | 33  | 138-158 | 1362 | 591 | 94  | .954 |
| 2007 | 70 | 1915 | .322 | 451 | 616 | 95 | 14 | 96  | 416 | .536 | .394 | 32 | 19 | 200 | 325 | 41  | 105-120 | 1383 | 443 | 56  | .970 |
| 2008 | 63 | 1615 | .258 | 241 | 417 | 47 | 9  | 49  | 217 | .389 | .319 | 33 | 7  | 110 | 287 | 38  | 124-137 | 1231 | 477 | 57  | .968 |
| 2009 | 61 | 1602 | .305 | 356 | 488 | 86 | 9  | 71  | 328 | .502 | .393 | 23 | 13 | 183 | 292 | 59  | 64-76   | 1193 | 463 | 41  | .976 |
| 2010 | 62 | 1578 | .295 | 418 | 465 | 77 | 7  | 118 | 393 | .577 | .411 | 42 | 8  | 259 | 341 | 57  | 40-43   | 1200 | 477 | 69  | .960 |
| 2011 | 57 | 1497 | .323 | 349 | 483 | 67 | 16 | 100 | 333 | .589 | .410 | 37 | 8  | 178 | 285 | 48  | 78-90   | 1117 | 457 | 52  | .968 |
| 2012 | 60 | 1494 | .274 | 294 | 409 | 56 | 7  | 54  | 641 | .429 | .389 | 47 | 7  | 210 | 304 | 75  | 96-119  | 1180 | 486 | 55  | .968 |
| 2013 | 55 | 1470 | .293 | 304 | 431 | 67 | 12 | 47  | 273 | .451 | .390 | 28 | 10 | 197 | 275 | 42  | 94-112  | 1060 | 434 | 62  | .960 |
| 2014 | 47 | 1230 | .297 | 222 | 365 | 54 | 10 | 37  | 210 | .447 | .379 | 31 | 9  | 144 | 204 | 25  | 65-74   | 912  | 388 | 53  | .961 |
| 2015 | 50 | 1193 | .235 | 175 | 280 | 48 | 8  | 35  | 163 | .376 | .333 | 33 | 9  | 162 | 277 | 18  | 24-29   | 922  | 245 | 41  | .966 |
| 2016 | 55 | 1415 | .228 | 162 | 323 | 50 | 5  | 32  | 139 | .339 | .304 | 41 | 8  | 133 | 299 | 24  | 45-55   | 1127 | 519 | 63  | .963 |
| 2017 | 53 | 1444 | .256 | 234 | 369 | 59 | 4  | 54  | 205 | .414 | .355 | 32 | 13 | 197 | 329 | 34  | 38-49   | 1124 | 395 | 59  | .963 |
| 2018 | 54 | 1375 | .227 | 233 | 312 | 52 | 9  | 54  | 211 | .396 | .345 | 18 | 11 | 217 | 339 | 37  | 9-14    | 1104 | 327 | 78  | .948 |

## PITCHING

| YEAR | GS | CG | W  | L  | W-L% | ERA  | SV | SHO   | IP    | H   | R   | ER  | BB  | SO  | 2B  | 3B | HR | AB   | BAVG | WP | HBP |
|------|----|----|----|----|------|------|----|-------|-------|-----|-----|-----|-----|-----|-----|----|----|------|------|----|-----|
| 1987 | 31 | 23 | 5  | 26 | .161 | 3.29 | -- | 1     | 200.0 | --  | 208 | 94  | 258 | 75  | --  | -- | -- | --   | --   | -- | --  |
| 1988 | 38 | 27 | 8  | 30 | .210 | 3.12 | 2  | 2/0   | 242.1 | 245 | 229 | 108 | 163 | 108 | --  | -- | -- | --   | --   | -- | --  |
| 1989 | 36 | -- | 19 | 16 | .543 | 1.36 | 0  | 7     | 236.0 | 193 | 100 | 46  | 136 | 96  | --  | -- | -- | --   | --   | 18 | 5   |
| 1990 | 49 | -- | 15 | 34 | .306 | 1.98 | 3  | 5     | 343.2 | 282 | 191 | 97  | 110 | 164 | --  | -- | -- | --   | --   | 39 | 5   |
| 1991 | 51 | 24 | 38 | 12 | .760 | 1.32 | 9  | 14/11 | 354.0 | 237 | 101 | 67  | 109 | 243 | --  | -- | -- | --   | .185 | 28 | 9   |
| 1992 | 52 | 30 | 30 | 22 | .576 | 1.89 | 7  | 6/5   | 355.1 | 307 | 162 | 96  | 132 | 133 | 26  | 14 | 4  | 1392 | .221 | 25 | 9   |
| 1993 | 53 | 27 | 28 | 25 | .528 | 2.38 | 5  | 4/4   | 359.1 | 319 | 195 | 122 | 170 | 134 | 24  | 17 | 11 | 1350 | .236 | 33 | 13  |
| 1994 | 58 | 45 | 35 | 23 | .603 | 1.35 | 1  | 15    | 368.1 | 299 | 139 | 71  | 73  | 182 | 28  | 20 | 9  | 1445 | .207 | 19 | 4   |
| 1995 | 55 | 31 | 30 | 25 | .545 | 1.83 | 3  | 6/4   | 371.1 | 323 | 164 | 97  | 120 | 144 | 33  | 12 | 6  | 1389 | .233 | 6  | 10  |
| 1996 | 52 | 33 | 32 | 20 | .615 | 1.89 | 3  | 10/10 | 337.2 | 295 | 135 | 91  | 78  | 156 | 49  | 7  | 13 | 1285 | .230 | 17 | 7   |
| 1997 | 56 | 22 | 22 | 34 | .392 | 3.07 | 3  | 3/3   | 371.2 | 448 | 256 | 163 | 161 | 87  | 68  | 9  | 18 | 1511 | .296 | 14 | 8   |
| 1998 | 52 | 32 | 23 | 29 | .442 | 2.75 | 1  | 5/0   | 349.1 | 413 | 193 | 137 | 159 | 149 | 69  | 6  | 18 | 1500 | .275 | 23 | 23  |
| 1999 | 60 | 39 | 22 | 38 | .367 | 3.11 | 0  | 1/0   | 404.2 | 475 | 260 | 180 | 150 | 183 | 73  | 7  | 26 | 1868 | .292 | 31 | 21  |
| 2000 | 58 | 44 | 25 | 33 | .431 | 3.47 | 0  | 3/0   | 385.1 | 455 | 232 | 191 | 130 | 101 | 104 | 7  | 28 | 1737 | .299 | 30 | 13  |
| 2001 | 53 | 36 | 24 | 29 | .453 | 1.55 | 6  | 9/5   | 352.1 | 325 | 141 | 78  | 101 | 158 | 43  | 6  | 18 | 1297 | .251 | 8  | 8   |
| 2002 | 70 | 48 | 52 | 18 | .743 | 1.70 | 5  | 17/2  | 494.2 | 369 | 151 | 120 | 199 | 457 | 49  | 8  | 22 | 1760 | .210 | 5  | 15  |
| 2003 | 62 | 47 | 37 | 25 | .597 | 1.70 | 0  | 16/1  | 420.2 | 270 | 135 | 102 | 171 | 459 | 42  | 7  | 24 | 1471 | .184 | 9  | 24  |
| 2004 | 66 | 48 | 47 | 19 | .712 | 0.97 | 1  | 29/8  | 433.2 | 262 | 102 | 60  | 110 | 526 | 27  | 3  | 23 | 1532 | .171 | 5  | 22  |
| 2005 | 65 | 39 | 51 | 14 | .784 | 1.49 | 6  | 26/6  | 440.1 | 279 | 123 | 94  | 128 | 490 | 40  | 6  | 26 | 1567 | .178 | 15 | 30  |
| 2006 | 70 | 13 | 48 | 22 | .686 | 3.27 | 13 | 9/5   | 454.0 | 475 | 272 | 212 | 120 | 277 | 68  | 3  | 58 | 1794 | .265 | 30 | 50  |
| 2007 | 70 | 25 | 54 | 16 | .771 | 2.54 | 7  | 13/7  | 461.0 | 377 | 208 | 167 | 203 | 429 | 47  | 9  | 50 | 1712 | .220 | 47 | 61  |
| 2008 | 63 | 39 | 32 | 31 | .508 | 2.85 | 3  | 9/0   | 410.1 | 396 | 216 | 167 | 154 | 272 | 52  | 8  | 40 | 1572 | .252 | 24 | 40  |
| 2009 | 61 | 33 | 46 | 15 | .754 | 2.15 | 3  | 15/4  | 397.2 | 323 | 145 | 122 | 157 | 348 | 39  | 3  | 37 | 1471 | .220 | 33 | 25  |
| 2010 | 62 | 39 | 51 | 11 | .823 | 2.19 | 4  | 15/2  | 400.0 | 341 | 166 | 125 | 164 | 351 | 37  | 5  | 33 | 1516 | .225 | 18 | 33  |
| 2011 | 57 | 28 | 45 | 12 | .789 | 2.37 | 7  | 14/7  | 372.1 | 300 | 155 | 126 | 189 | 354 | 30  | 6  | 31 | 1397 | .215 | 20 | 20  |
| 2012 | 60 | 44 | 37 | 23 | .617 | 3.27 | 2  | 11/1  | 393.1 | 344 | 226 | 184 | 253 | 245 | 64  | 11 | 33 | 1444 | .238 | 33 | 32  |
| 2013 | 55 | 29 | 25 | 30 | .454 | 5.37 | 4  | 3/0   | 353.1 | 443 | 340 | 271 | 221 | 160 | 87  | 2  | 67 | 1436 | .308 | 21 | 35  |
| 2014 | 47 | 29 | 23 | 24 | .489 | 4.24 | 1  | 3/0   | 304.0 | 347 | 231 | 184 | 202 | 230 | 55  | 3  | 33 | 1219 | .285 | 27 | 26  |
| 2015 | 50 | 25 | 16 | 34 | .320 | 4.90 | 2  | 4/2   | 307.1 | 274 | 241 | 215 | 221 | 354 | 48  | 2  | 46 | 1162 | .236 | 35 | 44  |
| 2016 | 55 | 41 | 22 | 33 | .400 | 4.21 | 2  | 8/1   | 375.2 | 418 | 258 | 226 | 226 | 239 | 54  | 4  | 46 | 1492 | .280 | 15 | 32  |
| 2017 | 53 | 26 | 19 | 34 | .358 | 4.82 | 1  | 2/1   | 374.2 | 443 | 296 | 258 | 232 | 242 | 65  | 7  | 52 | 1496 | .296 | 31 | 38  |
| 2018 | 54 | 31 | 28 | 26 | .519 | 2.74 | 3  | 8/0   | 368.0 | 380 | 200 | 144 | 114 | 240 | 80  | 8  | 36 | 1468 | .259 | 10 | 25  |

## 2019 SCHEDULE

River City Leadoff (Gulf Shores, Ala.)

|         |                    |            |                    |
|---------|--------------------|------------|--------------------|
| Feb. 8  | vs. Providence     | 4:30 p.m.  | Jacksonville, Fla. |
| Feb. 9  | vs. Providence     | 11:30 a.m. | Jacksonville, Fla. |
|         | vs. UMass - Lowell | 1 p.m.     | Jacksonville, Fla. |
| Feb. 10 | at Jacksonville    | 12:30 p.m. | Jacksonville, Fla. |

**Feb. 13 Georgia State 5 p.m. Atlanta, Ga.**

### ACC/Big Ten Challenge (Atlanta, Ga.)

|                               |                   |                     |
|-------------------------------|-------------------|---------------------|
| <b>Feb. 15 Illinois</b>       | <b>4 p.m.</b>     | <b>Atlanta, Ga.</b> |
| <b>Feb. 16 Illinois</b>       | <b>3 p.m.</b>     | <b>Atlanta, Ga.</b> |
| <b>Michigan State</b>         | <b>5:30 p.m.</b>  | <b>Atlanta, Ga.</b> |
| <b>Feb. 17 Michigan State</b> | <b>12:30 p.m.</b> | <b>Atlanta, Ga.</b> |

The Snowman (Starkville, Miss.)

|         |  |                     |  |
|---------|--|---------------------|--|
| Feb. 22 | vs. Southeastern Louisiana<br>at Mississippi State | 1:30 p.m.<br>4 p.m. | Starkville, Miss.<br>Starkville, Miss. |
| Feb. 23 | vs. Alcorn State<br>TBA                            | 11 a.m.<br>TBA      | Starkville, Miss.<br>Starkville, Miss. |
| Feb. 24 | TBA  | TBA                 | Starkville, Miss.                      |

**Feb. 27 Kennesaw State 5 p.m. Atlanta, Ga.**

### I-75 Challenge (Atlanta, Ga.)

|                                 |               |                     |
|---------------------------------|---------------|---------------------|
| <b>March 1 Fordham</b>          | <b>1 p.m.</b> | <b>Atlanta, Ga.</b> |
| <b>Fordham</b>                  | <b>3 p.m.</b> | <b>Atlanta, Ga.</b> |
| <b>March 2 Hofstra</b>          | <b>1 p.m.</b> | <b>Atlanta, Ga.</b> |
| <b>Hofstra</b>                  | <b>3 p.m.</b> | <b>Atlanta, Ga.</b> |
| <b>March 3 Western Carolina</b> | <b>1 p.m.</b> | <b>Atlanta, Ga.</b> |

**March 6 Georgia 7 p.m. Atlanta, Ga.**

|          |                   |        |                 |
|----------|-------------------|--------|-----------------|
| March 8  | at Virginia Tech* | 6 p.m. | Blacksburg, Va. |
| March 9  | at Virginia Tech* | 2 p.m. | Blacksburg, Va. |
| March 10 | at Virginia Tech* | 1 p.m. | Blacksburg, Va. |

**March 13 Mercer 6 p.m. Atlanta, Ga.**

**March 15 Virginia\* 4 p.m. Atlanta, Ga.**

**March 16 Virginia\* 1 p.m. Atlanta, Ga.**

**March 17 Virginia\* 12 p.m. Atlanta, Ga.**

|          |                    |        |                   |
|----------|--------------------|--------|-------------------|
| March 19 | at Troy            | 5 p.m. | Troy, Ala.        |
| March 20 | at Furman          | 7 p.m. | Greenville, S.C.  |
| March 22 | at North Carolina* | 6 p.m. | Chapel Hill, N.C. |
| March 23 | at North Carolina* | 1 p.m. | Chapel Hill, N.C. |
| March 24 | at North Carolina* | 1 p.m. | Chapel Hill, N.C. |
| March 27 | at Alabama         | 7 p.m. | Tuscaloosa, Ala.  |

**March 29 Duke\* 4 p.m. Atlanta, Ga.**

**March 30 Duke\* 1 p.m. Atlanta, Ga.**

**March 31 Duke\* 12 p.m. Atlanta, Ga.**

|         |                  |           |                    |
|---------|------------------|-----------|--------------------|
| April 3 | at Georgia State | 6 p.m.    | Panthersville, Ga. |
| April 6 | at Iowa State    | 2 p.m.    | Ames, Iowa         |
|         | at Iowa State    | 4:30 p.m. | Ames, Iowa         |

|          |                   |        |               |
|----------|-------------------|--------|---------------|
| April 7  | at Iowa State     | 2 p.m. | Ames, Iowa    |
| April 10 | at Kennesaw State | 6 p.m. | Kennesaw, Ga. |

**April 12 Pittsburgh\* 4 p.m. Atlanta, Ga.**

**April 13 Pittsburgh\* 1 p.m. Atlanta, Ga.**

**April 14 Pittsburgh\* 1 p.m. Atlanta, Ga.**

|          |                |        |                 |
|----------|----------------|--------|-----------------|
| April 17 | at Georgia     | 7 p.m. | Athens, Ga.     |
| April 19 | at Louisville* | 6 p.m. | Louisville, Ky. |
| April 20 | at Louisville* | 1 p.m. | Louisville, Ky. |

**April 21 at Louisville\* 12 p.m. Louisville, Ky.**

**April 26 Syracuse\* 4 p.m. Atlanta, Ga.**

**April 27 Syracuse\* 1 p.m. Atlanta, Ga.**

**April 28 Syracuse\* 12 p.m. Atlanta, Ga.**

|       |                |         |                  |
|-------|----------------|---------|------------------|
| May 3 | at Notre Dame* | 6 p.m.  | South Bend, Ind. |
| May 4 | at Notre Dame* | 2 p.m.  | South Bend, Ind. |
| May 5 | at Notre Dame* | 12 p.m. | South Bend, Ind. |

|          |                  |     |                   |
|----------|------------------|-----|-------------------|
| May 8-11 | ACC Championship | TBA | Tallahassee, Fla. |
|----------|------------------|-----|-------------------|

\* Denotes ACC game

All times Eastern and subject to change

Home games are in bold, italics