




2018 RECORD BOOK

GEORGIA TECH.
VOLLEYBALL

COMMUNICATIONS & PR



MIKE FLYNN

Assistant AD
Communications & Public Relations



MIKE STAMUS

Associate Director
Communications & Public Relations



KEVIN DAVIS

Assistant Director
Communications & Public Relations



LIZ RYAN

Assistant Director
Communications & Public Relations



ALEX KEATOR

Assistant
Communications & Public Relations



BRITTANY BENDECK

Intern
Communications & Public Relations

GEORGIA TECH ATHLETICS COMMUNICATIONS & PUBLIC RELATIONS

Arthur B. Edge Jr. Intercollegiate Athletics Center

150 Bobby Dodd Way NW, Atlanta, GA 30332

Phone: 404-894-5445 | www.RamblinWreck.com

COMMUNICATIONS & PUBLIC RELATIONS

MIKE FLYNN Assistant AD / Communications & Public Relations

Responsibilities: Football

Alma Mater: Miami (Ohio), 2001 | **Joined GTAA:** June 2016

Office: 404-894-5445 | **Cell:** 828-964-6406 | **Email:** mflynn@athletics.gatech.edu | [@MFlynnGT](#)

MIKE STAMUS Associate Director

Responsibilities: Men's Basketball, Golf, Football Credentials

Alma Mater: Virginia Tech, 1983 | **Joined GTAA:** August 1983

Office: 404-894-5445 | **Cell:** 404-218-9723 | **Email:** mstamus@athletics.gatech.edu | [@BusterStamus](#)

KEVIN DAVIS Assistant Director

Responsibilities: Football², Baseball, Swimming & Diving

Alma Mater: Gardner-Webb, 2005 | **Joined GTAA:** August 2016

Office: 404-894-5445 | **Cell:** 704-974-9095 | **Email:** kdavis@athletics.gatech.edu | [@kldavis12](#)

LIZ RYAN Assistant Director

Responsibilities: Women's Basketball, Women's Tennis

Alma Mater: North Carolina, 2007 | **Joined GTAA:** August 2016

Office: 404-894-5445 | **Cell:** 404-431-9619 | **Email:** lryan@athletics.gatech.edu

ALEX KEATOR Assistant Director

Responsibilities: **VOLLEYBALL**, Softball

Alma Mater: Syracuse, 2016 | **Joined GTAA:** July 2016

Office: 404-894-5445 | **Cell:** 413-207-2604 | **Email:** akeator@athletics.gatech.edu | [@aykayy24](#)

BRITTANY BENDECK Intern

Responsibilities: Track and Field, Cross Country, Men's Tennis

Alma Mater: Florida Gulf Coast, 2017 | **Joined GTAA:** July 2018

Office: 404-894-5445 | **Cell:** 305-305-9436 | **Email:** bbendeck@athletics.gatech.edu

QUICK FACTS & TABLE OF CONTENTS

THE INSTITUTE

Official Name	Georgia Institute of Technology
Enrollment	29,000
Location	Atlanta, Ga.
Founded	1885
Nicknames	Rambling Wreck, Yellow Jackets
Mascots	Buzz; 1930 Model "A" Ford
Colors	Old Gold and White
Institute Website	www.gatech.edu
Athletics Website	www.ramblinwreck.com
Facility	O'Keefe Gymnasium (1,500)
Conference	Atlantic Coast
President	Dr. G.P. "Bud" Peterson
Director of Athletics	Todd Stansbury
Senior Women's Administrator	Joeleen Akin

VOLLEYBALL INFORMATION

Head Coach	Michelle Collier (USF, 2002)
Phone	(404) 894-5453
Email	mcollier@athletics.gatech.edu
Year at Tech	Fifth
Assistant Coach	Randi Raff (Southern Indiana, 2004)
Phone	(404) 894-9283
Email	r Raff@athletics.gatech.edu
Year at Tech	Third
Assistant Coach	Claudio Pinheiro (Universidade Gama Filho)
Email	cpinheiro@gtathletics.org
Year at Tech	Second

TEAM INFORMATION

2017 Overall Record:	13-18, 8-12 ACC
2017 Home Record:	10-7
2017 Away Record:	3-9
2017 Neutral Record:	0-2
2017 Conference Finish:	10th
Starters Returning/Lost:	2+Libero/4
Lettermen Returning/Lost:	6/4

CALL US GEORGIA TECH

The Georgia Institute of Technology is the official title, but Georgia Tech will work fine, or just Tech. We are never 'Georgia Tech University'.

TABLE OF CONTENTS

The Institute/Table of Contents	1
Follow GT Volleyball	2-3
O'Keefe Gymnasium	4-5
2018 Team Roster	6
Student-athlete bios	8-15
Head Coach Michelle Collier	16
Assistant Coaches Randi Raff & Claudio Pinheiro	
Vol. Asst. Coach Rafael Silva & Director of Operations Jill Jameson	
Director of Olympic Sports Player Development Scott McDonald	
Athletic Trainer Carla Gilson	17
All-Americans	19
National & ACC Athletic Honors	20
Academic Honors	21-22
Georgia Tech Sports Hall of Fame	22
All-Time Letterwinners	23
All-Time Coaches	24
Results vs. Opponents	25
Series History	26-35
Year-by-Year Results	36-44
Georgia Tech in the Olympics	45
Post-Season History	46
Career Records	48
Single-Match Records	49
Season Records	50
Season Leaders	51
Miscellaneous Records	52

FOLLOW GEORGIA TECH VOLLEYBALL

YELLOW JACKETS ON WREK RADIO

WREK Radio (91.1 FM in Atlanta/www.wrek.org) is the home of the Georgia Tech volleyball team. Kurt Hoyt enters his 16th season calling the play-by-play for the Yellow Jackets' matches.

TECH ON TV

Georgia Tech volleyball will appear on the ACC Network Extra or the ACC Regional Sport Network during the 2018 season. The 19 home TV matches is a program record.

CREDENTIALS

Requests: Contact Alex Keator via phone (404.894.5445) or email (akeator@athletics.gatech.edu) at least 24 hours in advance. Press Area: Located on west side of stands at midcourt.

INTERVIEWS

All interview requests for head coach Michelle Collier or any Georgia Tech volleyball player or staff member should be directed to Alex Keator in the athletic communications & public relations office. Players and coaches are not available match-day until after the conclusion of the match.

POST-MATCH PROCEDURE

No formal press conference is held following a Georgia Tech volleyball match. Coaches and players are available following a brief team meeting at the conclusion of every match. All interview requests should be directed to Alex Keator.

PRACTICE COVERAGE

Media wishing to attend a practice should contact Alex Keator at least one day in advance. All interviews will take place before or after practice at O'Keefe Gym.

2018 SCHEDULE

Hyatt Regency Invitational (Atlanta, Ga.)

Aug. 24	vs. Idaho State	12 p.m.
	vs. Winthrop	7 p.m.
Aug. 25	vs. Abilene Christian	12 p.m.
	vs. Georgetown	7 p.m.

Hyatt Regency Tournament (Atlanta, Ga.)

Aug. 30	vs. Alabama State	12 p.m.
	vs. Wofford	7 p.m.
Aug. 31	vs. South Alabama	12 p.m.
	vs. Tulane	7 p.m.

Hampton Inn Bama Bash (Tuscaloosa, Ala.)

Sept. 7	vs. Northern Illinois	12 p.m.
	at Alabama	7 p.m.
Sept. 8	vs. Marshall	11 a.m.

Georgia Tech Classic (Atlanta, Ga.)

Sept. 14	vs. Georgia	7 p.m.
Sept. 15	vs. Arkansas	4 p.m.

Sept. 21	at Syracuse*	7 p.m.
Sept. 23	at Boston College*	1 p.m.
Sept. 28	vs. Louisville*	7 p.m.
Sept. 30	vs. Notre Dame*	1 p.m.
Oct. 3	vs. Clemson*	7 p.m.
Oct. 5	vs. Virginia Tech*	7 p.m.
Oct. 12	at Wake Forest*	7 p.m.
Oct. 14	at Duke*	1 p.m.
Oct. 19	at Florida State*	7 p.m.
Oct. 21	at Miami*	1 p.m.
Oct. 26	vs. North Carolina*	7 p.m.
Oct. 28	vs. NC State*	1 p.m.
Nov. 2	vs. Pittsburgh*	7 p.m.
Nov. 4	vs. Virginia*	12 p.m.
Nov. 11	vs. Syracuse*	1 p.m.
Nov. 16	at Virginia*	7 p.m.
Nov. 21	at Pittsburgh*	7 p.m.
Nov. 23	at Louisville*	7 p.m.

* Denotes ACC Match

All times Eastern and subject to change

Home matches are in bold

FOLLOW GEORGIA TECH VOLLEYBALL



SPORTS

TICKETS

SHOP

A-T FUND

EVERYDAY CHAMPIONS

A12020

MORE



VOLLEYBALL

SCHEDULE

ROSTER

STATS

NEWS

RECRUITING

ARCHIVE



\$0 DOWN ON SMARTPHONES WITH AT&T NEXT®

*Req's well-qual. credit, elig. installment agmt & svc. Tax due at sale. Fees, limits & restr's apply. See \$0 down details.

Shop now

Follow the Georgia Tech volleyball team all season long through a variety of outlets including www.RamblinWreck.com, Facebook, Twitter, YouTube and Instagram.

Fans can follow the home contests on the radio via WREK, 91.1 FM in Atlanta, which will broadcast Georgia Tech's home matches. Veteran Kurt Hoyt will handle the play-by-play duties. All home matches not on TV will be streamed live online via all-access.



Georgia Tech
Volleyball



@GTVolleyball



GTVolleyball



RamblinWreckTube

O'KEEFE GYM

HOME, SWEET HOME

The Yellow Jackets enjoy home court advantage with loud fans at each and every match.

Year.....	Record
1995.....	13-2
1996.....	13-3
1997.....	10-6
1998.....	10-2
1999.....	7-8
2000.....	8-3
2001.....	11-2
2002.....	16-1
2003.....	15-0
2004.....	14-1
2005.....	10-5
2006.....	13-5
2007.....	11-4
2008.....	8-4
2009.....	13-3
2010.....	8-7
2011.....	8-7
2012.....	12-3
2013.....	6-5
2014.....	8-5
2015.....	9-6
2016.....	11-2
2017.....	10-7

Total at O'Keefe:
..... 244-91 (.728)

O'Keefe Gymnasium, home of the Yellow Jacket volleyball team since 1995, is one of the premier volleyball facilities in the Southeast. The site of 19 Georgia Tech matches including 19 TV matches in 2018, O'Keefe Gym is known for its rowdy atmosphere, excellent sight lines and loud acoustics.

Over the years, O'Keefe Gym has served multiple purposes. Originally utilized as the gymnasium for O'Keefe High School in the 1950's, the gym was given to Georgia Tech in the 1960's and served as the location for many club sports for the Institute.

Since 1995, the gym has undergone various renovation projects, including the addition of a new floor, which was installed following the 2003 season, and a new locker room, which was added prior to the 2006 season.

O'Keefe Gymnasium underwent a nearly \$1 million dollar renovation in 2006, which included adding new home and visitors locker rooms, a coaches' lounge, training room, players' lounge and student-athlete study area to the facility. The Yellow Jackets' new lounge and locker room area is complete with leather couches, big-screen televisions, work stations, a pool table and serves as a location for team meetings before and after matches and practices.

Prior to the 2017 season, the court at O'Keefe was replaced with a brand new Taraflex floor. The new court is the same kind of court that has been used in 11 consecutive Olympic Games. It is valued for its shock absorption and injury prevention.

For the 2018 season, Tech will play under a videoboard in O'Keefe Gymnasium for the first time.

O'KEEFE GYM

POINT TECH!

It symbolizes the unmatched atmosphere and unparalleled excitement that engulfs O'Keefe Gymnasium during Georgia Tech volleyball matches.

The rowdy crowds, which have consistently ranked in the top 50 nationally, follow each volley intently, rise to their feet and yell "POINT TECH" each time the Yellow Jackets score.

From the introductions to the pep band to post-match autographs, Georgia Tech is known for having the most loyal volleyball fans throughout the South.

MATCH DAY AT O'KEEFE -

An electric atmosphere unlike anywhere else



2018 GEORGIA TECH VOLLEYBALL



Front Row (L to R): Cori Clifton, Gabi Dolan, Matti McKissock, Emily Becker, Sam Knapp, Head Coach Michelle Collier, Coral Kazaroff, Maddie Tippet, Dominique Washington, Simone Spencer, Lexi Dorn
Back Row (L to R): Assistant Coach Randi Raff, Mikaila Dowd, Breland Morrisette, Kodie Comby, Grace Rigsbee, Kendall Wilson, Kayla Kaiser, Lauren Frerking, Mariana Brambilla, Director of Operations Jill Jameson, Assistant Coach Claudio Pinheiro

No.	Name	Pos.	Ht.	Yr.	Hometown(High School/Previous School)
1	Kodie Comby	Middle Blocker	6-1	JR	Houston, Texas (Cypress Falls)
2	Dominique Washington	Outside Hitter	5-11	SO	Chicago, Ill. (St. Edward Central Catholic)
3	Lauren Frerking	Middle Blocker	6-0	SR	Johns Creek, Ga. (Wesleyan)
5	Kendall Wilson	Middle Blocker	6-3	SO	Fayetteville, Ga. (Sandy Creek)
6	Maddie Tippet	Defensive Specialist/Libero	5-6	FR	Atlanta, Ga. (Saint Pius X)
7	Gabi Dolan	Outside Hitter	5-11	FR	Marietta, Ga. (The Westminster School)
8	Sam Knapp	Defensive Specialist/Libero	5-6	SO	Orlando, Fla. (Bishop Moore Catholic)
10	Emily Becker	Defensive Specialist/Libero	5-4	SO	Tucker, Ga. (Greater Atlanta Christian School)
11	Breland Morrisette	Middle Blocker	6-1	FR	Birmingham, Ala. (The Altamont School)
12	Coral Kazaroff	Defensive Specialist	5-3	RS-JR	Apex, N.C. (Apex/Virginia)
13	Mariana Brambilla	Outside Hitter	5-11	FR	Porto Alegre, Brazil (Centro de Esino Medio Pastor Dohms)
14	Cori Clifton	Right Side	6-1	SO	Williamsburg, Va. (Warhill)
15	Lexi Dorn	Setter	6-0	JR	San Diego, Calif. (Cathedral Catholic/Purdue)
21	Simone Spencer	Right Side	5-11	JR	Smyrna, Ga. (Campbell)
22	Matti McKissock	Setter	5-9	FR	Orlando, Fla. (The First Academy)
24	Mikaila Dowd	Outside Hitter	6-1	FR	Naperville, Ill. (Metee Valley)
25	Kayla Kaiser	Middle Blocker	6-1	FR	Louisville, Ky. (Assumption)
97	Grace Rigsbee	Right Side	6-3	SO	Suwanee, Ga. (North Gwinnett)

Coaching Staff

Head Coach - Michelle Collier, Fifth Season

Assistant Coach/Recruiting Coordinator - Randi Raff, Third Season

Assistant Coach - Claudio Pinheiro, Second Season

Director of Operations - Jill Jameson, Second Season

STUDENT-ATHLETE PROFILES

8-16

STUDENT-ATHLETE PROFILES

**3**
LAUREN FRERKING**6-2 • SR • MB • JOHNS CREEK, GA.**
WESLEYAN HS

2017 (Junior): Played in 27 matches, making seven starts ... Recorded a career-high seven kills at home versus Clemson with a career-high hitting percentage of .462 ... Combined three block assists with a solo block for a career-high four blocks against Villanova in the San Diego Invitational.

2016 (Sophomore): Played in eight sets ... Tallied two blocks at Clemson.

2015 (Freshman): Tallied her first collegiate kill against UT-Martin (Aug. 29) ... Made her first collegiate start against The Citadel (Aug. 29).

High School: Frerking is a four-year letterwinner at Wesleyan School under head coach Ted Russell ... Helped the Wolves win the 2013 GHSA class AA state championship and led Wesleyan to two region championships ... A three-time Georgia Volleyball Coaches Association (GVCA) AA All-State selection (2012, 2013, 2014) and two-time Area 6AA Player of the Year (2013, 2014) ... A two-time Gwinnett County first team selection ... Invited to participate in the Senior All-Star Volleyball Game ... Four-year letterwinner in basketball under head coach Jan Azar ... Helped lead Wolves to three GHSA class AA state championships (2012, 2013, 2015) and two region championships ... A two-time Gwinnett County Scholar Athlete and 2015 Most Valuable Defensive Player in basketball ... Played in six state championship finals in volleyball, basketball, and track.

Personal: Lauren Alexandra Frerking is the daughter of Bill and Susan Frerking ... Born Oct. 2, 1996 ... Sister to Andrew, Katie, and Grant ... Father, Bill, played basketball at the University of Missouri ... Older sister, Katie, currently plays basketball at Auburn University ... Older brother, Andrew, played quarterback at Baylor University from 2011-2014 ... Mother, Susan, was a cheerleader at the University of Kansas ... Major is business administration.

CAREER HIGHS

Kills: 7, vs. Clemson, Nov. 15, 2017

Attacks: 13 vs. Clemson, Nov. 15, 2017

Assists: 1, two times - last at Clemson, Sept. 22, 2017

Aces: 1, two times - last at Duke, Sept. 24, 2017

Digs: 2, three times - last vs. Wake Forest, Oct. 29, 2017

Blocks: 4 vs. Villanova, Sept. 2, 2017

Solo Block: 1, two times - last vs. Xavier, Sept. 7, 2017

Block Assist: 3, two times - last vs. Villanova, Sept. 2, 2017

CAREER STATISTICS

YEAR	SP-MP	K	K/S	PCT	A	A/S	SA	SA/S	D	D/S	BS	BA	TB	B/S
2015	11-6	3	0.27	.000	0	0.00	0	0.00	0	0.00	0	6	6	0.55
2016	8-7	3	0.38	.429	0	0.00	0	0.00	0	0.00	0	4	4	0.50
2017	62-27	31	0.50	.247	2	0.03	2	0.03	16	0.26	2	25	27	0.44
Total	81-40	37	0.46	.214	2	0.02	2	0.02	16	0.20	2	35	37	0.72

**12**
CORAL KAZAROFF**5-3 • RS-JR • DS/L • APEX, N.C.**
APEX HS/VIRGINIA

2017 (Junior): Did not play due to NCAA transfer rules.

2016 (Virginia): Appeared in 31 of the Cavaliers' 32 matches ... Earned first career start against St. Louis (Sept. 9) ... Recorded a career best seven digs against St. Louis.

2015 (Virginia): Saw action in 11 matches ... Totaled six digs and two services aces ... Registered career high three digs against Wake Forest (Oct. 30) ... Landed a service ace against UMBC (Sept. 18) and Notre Dame (Oct. 23).

High School: Three-time NCHSAA Scholar-Athlete and academic all-conference member ... Named to the All-Southwest Wake Athletic Conference First Team in 2013 and 2014 ... Help lead Apex High School to two conference championships ... Member of National Honor and Spanish Honor societies ... AP Scholar with honors ... Played club for NC Elite.

Personal: Daughter of Rani Kazaroff.

CAREER HIGHS

At Virginia

Digs: 7 vs. Saint Louis, Sept. 9, 2016

CAREER STATISTICS

YEAR	SP-MP	K	K/S	PCT	A	A/S	SA	SA/S	D	D/S	BS	BA	TB	B/S
at Virginia														
2015	16-11	0	0.00	.000	0	0.00	2	0.13	6	0.38	0	0	0	0.00
2016	88-31	0	0.00	-.500	2	0.02	5	0.06	38	0.43	0	0	0	0.00
Total	104-42	0	0.00	-.500	2	0.02	7	0.07	44	0.42	0	0	0	0.00

STUDENT-ATHLETE PROFILES



10

EMILY BECKER

5-4 • JR • DS/L • TUCKER, GA.
GREATER ATLANTA CHRISTIAN SCHOOL

2017 (Sophomore): Played in 25 games, started in two ... Recorded a season-high eight digs twice against Duke and Virginia ... Totaled five service aces for the season.

2016 (Freshman): Saw action in 12 sets with two service aces and a dig.

High School: Attended Greater Atlanta Christian School in Norcross, Ga. ... Lettered each year as a libero and was captain for a season under head coach Kristy Shelton ... Three-time GVCA Division AA all-state team (2013, 2014, 2015) and 2012 GVCA Division AA all-state team honorable mention ... Four-time GHSA Area 6AA all-area team, 2015 Co-Player of the Year ... Two-time Gwinnett County Volleyball Booster Club all-county first-team (2014, 2015) ... A 2012 Prep Volleyball Frosh 59 List, 2013 Prep Volleyball Soph 79 List, two-time AVCA Phenom List (2013, 2014), 2015 Esmark All-American ... Participated in the 2015 GVCA Senior All-Star Game ... Most digs in a season record holder (650), career digs record holder (2206), most digs in a match (42) set in 2012), most sets played in a career (395) ... Member of the National Honors Society, Nation Art Honors Society, National Beta Club, Fellowship of Christian Athletes, Student Advancement Leadership Team, the Inaugural President of Spanish Club, and a President's List and Honor Roll recipient.

Personal: Full name is Emily Donna Becker ... Daughter of Mark and Jo Becker ... Born Sept. 4, 1997 in Atlanta, Ga. ... Sister to Sarah ... Mother, Jo, graduated from Georgia Tech with a bachelor of science ('84) and master of architecture ('86) ... Majoring in biology.

CAREER HIGHS

Assists: 1, seven times

Digs: 8, two times - last at Virginia, Nov. 4, 2017

Aces: 1, seven times

CAREER STATISTICS

YEAR	SP-MP	K	K/S	PCT	A	A/S	SA	SA/S	D	D/S	BS	BA	TB	B/S
2016	12-9	0	0.00	.000	0	0.00	2	0.17	1	0.08	0	0	0	0.00
2017	62-25	0	0.00	.000	7	0.11	5	0.08	65	1.05	0	0	0	0.00
Total	74-34	0	0.00	0.00	7	0.09	7	0.09	66	0.89	0	0	0	0.00



1

KODIE COMBY

6-1 • JR • MB • HOUSTON, TEXAS
CYPRESS FALLS HS

2017 (Sophomore): Played in 30 matches, making 28 starts ... Hit at a .268 clip for the season with 206 kills in her sophomore campaign ... Recorded 11 solo blocks with 70 total blocks, ranking second on the team ... Posted a career-high six block assists in the win over North Florida ... Contributed a career-high seven digs three times this season: against Furman, at Notre Dame, and versus Miami ... Recorded a career-high 15 kills twice, against Furman and Duke.

2016 (Freshman): Played in 31 matches, making six starts ... Hit .256 with 111 kills in her freshman campaign ... Put down 10 solo blocks with 44 total blocks for 0.54 blocks/set ... Tallied four solo blocks at Coastal Carolina, to become one of nine Yellow Jackets to accomplish the feat ... Recorded a season-high 12 kills against Kennesaw State ... Notched a season high six blocks at NC State ... Named ACC Freshman of the Week (9/12) ... Named to the Georgia Challenge all-tournament team.

High School: Kodie Comby attended Cypress Falls High School in Cypress, Texas and earned two letters ... Earned first team all-district honors as a junior and was named to the all-tournament team at Junior Nationals with her club team ... Played three years of high school volleyball, before focusing on her club career with Willowbrook during her senior year ... Member of the Honor Roll and served as treasurer for the Student Council.

Personal: Kodie Raine Comby is the daughter of Kit and Katwing Comby ... Born Feb. 2, 1998 in Caracas, Venezuela ... Sister to Kara ... Also lived in Quito, Ecuador, Dubai and U.A.E. ... Enrolled early and began classes at Tech in January 2016 ... Majoring in business.

CAREER HIGHS

Kills: 15, two times - last vs. Duke, Oct. 27, 2017

Attacks: 31 vs. Furman, Aug. 26, 2017

Attack Percentage: .550 (12k-1e-20a) vs. Kennesaw State, Sept. 8, 2016

Assists: 3 at North Carolina, Nov. 9, 2017

Digs: 7, three times, last vs. Miami, Nov. 22, 2017

Blocks: 7 vs. North Florida, Sept. 8, 2017

Block Solo: 4 at Coastal Carolina, Sept. 17, 2016

Block Assist: 6 vs. North Florida, Sept. 8, 2017

CAREER STATISTICS

YEAR	SP-MP	K	K/S	PCT	A	A/S	SA	SA/S	D	D/S	BS	BA	TB	B/S
2016	82-31	111	1.35	.256	10	0.12	3	0.04	42	0.51	10	34	44	0.54
2017	109-30	206	1.89	.268	28	0.26	14	0.13	82	0.75	11	59	70	0.64
Total	191-61	317	1.66	.264	38	0.20	17	0.09	124	0.65	21	93	114	0.60

STUDENT-ATHLETE PROFILES



15

LEXI DORN

6-0 • JR • S • SAN DIEGO, CALIF.
CATHEDRAL CATHOLIC/PURDUE

2017 (Purdue): Saw action in seven matches, playing in nine sets ... Recorded 11 assists on the season ...

2016 (Purdue): Saw action in seven matches, dishing out four assists and recording two digs ... season-best four assists came against Southeastern Louisiana ... recorded one dig each against Southeastern Louisiana and at Iowa ... made collegiate debut as a server vs. No. 24 Kentucky.

High School: Named as one of PrepVolleyball's 250 Senior Aces and to the site's High School All-American preseason watch list and 2015 club volleyball All-American highest honorable mention listing ... one of 74 finalists for Andi Collins Award for best high school senior setter in the country ... captain and all-tournament honoree for the 2014 USA Volleyball High Performance European Global Challenge SCVA U17 team ... a USA Youth A2 Development camp selection ... earned Western League Player of the Year, All-San Diego CIF Section and Western League first team honors after leading team to 29-5 record, Western League title and a CIF San Diego Section Open Division finalist spot as a senior ... led San Diego County and Western League in assists (1040) and set school record with 68 aces ... named California AVCA Player of the Week, Sept. 28, and San Diego Prep Athlete of the Month for September ... a Prep Volleyball Sophomore 79 special mention ... led Westview High School team to 2013 league title and the California Southern Section Division II finals ... member of 2012 USA Volleyball High Performance SCVA Select team, which won silver in national division ... captain of Wave Volleyball Club 17-1 team, which finished 11th at Junior Nationals open division in 2015 ... Coast Volleyball Club 16-1 team finished 13th at Junior Nationals in 2013-14 as she was named to second-straight volleyballnow.net So Cal All-Star team ... Coast 15-1 team won SCVA Regional title and finished 11th in Junior Nationals open division in 2013 ... a three-time San Diego Union Tribune All-Academic and CIF All-Academic Team selection ... listed on the high school honor roll all four years ... member of the California Scholarship Federation and National Honor Society Highest Honors.

Personal: Full name is Alexandra Rose Dorn ... born April 7, 1998 ... parents are Jonathan and Lisa Dorn ... has one brother, Matthew, who plays volleyball at Ohio State, and one sister, Tori ... plans to major in industrial management.

CAREER STATISTICS

YEAR	SP-MP	K	K/S	PCT	A	A/S	SA	SA/S	D	D/S	BS	BA	TB	B/S
at Purdue														
2016	11-7	0	0.00	0.00	4	0.36	0	0.00	2	0.18	0	0	0	0.00
2017	9-7	2	0.22	1.000	11	1.22	1	0.11	2	0.22	0	0	0	0.00
Total	20-14	2	0.10	1.000	15	0.75	1	0.05	4	0.20	0	0	0	0.00



21

SIMONE SPENCER

5-10 • JR • RS • SMYRNA, GA.
CAMPBELL HS

2017 (Sophomore): Competed in one match at Boston College ... Recorded a block assist in her outing, playing in two sets.

2016 (Freshman): Saw action in one set, did not record any statistics.

High School: Attended Campbell High School in Smyrna, Ga. ... Played four seasons under coach Haley Winston, was captain her junior and senior year, played as an outside hitter, middle blocker, and right side ... Team made it to second round of state for first time in school history in 2015-16 season ... Received first-team all-area in 2015, received MVP and Most Valuable Offensive Player in 2016 ... Recipient of honor roll her freshman and senior years, high honors her junior year ... Member of National Honor Society and National Society of High School Scholars.

Personal: Simone Stephanie Spencer is the daughter of Devon Spencer and Jasmine Jeffers ... Born Aug. 13, 1998 in Smyrna, Ga. ... Sister to Jameel ... Brother Jameel plays football at Georgia State ... Chose Georgia Tech because it is a very competitive school, has a great volleyball team with awesome coaches, and she fell in love the amazing location and campus ... Plans to major in civil engineering.

CAREER HIGHS

Attacks: 1, two times - last at Boston College, Oct. 6, 2017

Block: 1 at Boston College, Oct. 6, 2017

Block Assist: 1 at Boston College, Oct. 6, 2017

CAREER STATISTICS

YEAR	SP-MP	K	K/S	PCT	A	A/S	SA	SA/S	D	D/S	BS	BA	TB	B/S
2016	1-1	0	0.00	.000	0	0.00	0	0.00	0	0.00	0	0	0	0.00
Total	1-1	0	0.00	.000	0	0.00	0	0.00	0	0.00	0	0	0	0.00

STUDENT-ATHLETE PROFILES



14

CORI CLIFTON

6-1 • SO • RS • WILLIAMSBURG, VA.
WARHILL HS

2017 (Freshman): Played in 29 games and started in 14 ... Made her collegiate debut against Auburn (Aug. 24) ... Recorded a career-high 5 block assists on two occasions this season in victories against Syracuse and Wake Forest ... Posted a career-high 18 kills in win over North Carolina.

High School: A four-year letterwinner and two-year captain at Warhill High School under head coach Greg Koon ... Led Warhill to win the Virginia High School League 3A state championship in 2014 and 2015, runner-up in 2013, semifinals in 2016, and the east regional championship from 2013-2015, and runner-up in 2016 ... Earned numerous individual honors as well, including being selected to the Virginia High School League 3A all-state first team (2014-16), 3A all-east region first team (2014-16), PrepVolleyball.com Class of 2017 Senior Aces (2016) and Under Armour Watch List (2016). She was named the 2016 Conference, Region and State Player of the Year, and is in the VHSL record book for most career service points. Clifton was the president of National Honor Society, member of the English, Math and Science Honor Societies, an AP Scholar with Distinction and the Valedictorian of her class.

Personal: Cori Camille Clifton is the daughter of Vincent and Darlene ... Born on Oct. 12, 1999 ... Sister to Kalen ... Plans to major in biomedical engineering.

CAREER HIGHS

Kills: 18 vs. North Carolina, Oct. 1, 2017
Attacks: 37 vs. North Carolina, Oct. 1, 2017
Attack Percentage: .378 (18k-4e-37a) vs. North Carolina, Oct. 1, 2017
Assists: 1 at Clemson, Sept. 22, 2017
Digs: 6 vs. Furman, Aug. 26, 2017
Blocks: 5, two times - last vs. Wake Forest, Oct. 29, 2017
Solo Block: 1 at Boston College, Oct. 6, 2017
Block Assist: 5, two times - last vs. Wake Forest, Oct. 29, 2017

CAREER STATISTICS

YEAR	SP-MP	K	K/S	PCT	A	A/S	SA	SA/S	D	D/S	BS	BA	TB	B/S
2016	83-29	129	1.55	.235	1	0.01	0	0.00	39	0.47	3	35	38	0.46
Total	83-29	129	1.55	.235	1	0.01	0	0.00	39	0.47	3	35	38	0.46



8

SAM KNAPP

5-6 • SO • DS • ORLANDO, FLA.
BISHOP MOORE CATHOLIC HS

2017 (Freshman): Took the libero role in her freshman campaign ... Played in 28 matches ... Recorded a career-high 23 digs at Notre Dame (Oct. 13) ... Finished with 345 digs on the season ... Posted double-digit digs in 20 matches.

High School: Concluded a four-year career at Bishop Moore Catholic High School in Orlando, Fla. ... Knapp earned three varsity letters while leading her team to three district titles, two regional crowns and a state championship in her senior season ... The four-time honor roll student earned all-area honors as a senior from the Orlando Sentinel.

Personal: Samantha Maria Knapp is the daughter of Tom and Lauren ... Born on Sept. 16, 1998 ... Sister to T.J. and Bobby ... Planning to major in business administration.

CAREER HIGHS

Kills: 1 vs. Florida State, Nov. 24, 2017
Attacks: 1 vs. Florida State, Nov. 24, 2017
Assists: 4, two times - last vs. Notre Dame, Oct. 13, 2017
Aces: 3 vs. North Carolina, Oct. 1, 2017
Digs: 23 at Notre Dame, Oct. 13, 2017

CAREER STATISTICS

YEAR	SP-MP	K	K/S	PCT	A	A/S	SA	SA/S	D	D/S	BS	BA	TB	B/S
2017	102-28	1	0.01	1.000	49	0.48	15	0.15	345	3.38	0	0	0	0.00
Total	102-28	1	0.01	1.000	49	0.48	15	0.15	345	3.38	0	0	0	0.00

STUDENT-ATHLETE PROFILES



97

GRACE RIGSBEE

6-1 • SO • RS • SUWANEE, GA.
NORTH GWINNETT HS

2017 (Freshman): Made her career debut in the San Diego Invitational against No. 17 San Diego, playing in 22 matches and making 10 starts ... Scored a season-high 10 kills twice, at Clemson and against North Carolina ... Tallied five block assists three times on the season.

High School: A two-year letterwinner and one-year captain at North Gwinnett High School under head coach Vanessa Henry ... Led her team to win a regional championship in 2016; along the way, she earned multiple individual accolades, including first-team all-county in 2015 and 2016, and region tournament all-area team in 2015 and 2016.

Personal: Grace Ann Rigsbee is the daughter of Rick and Angela ... Born on Feb. 10, 1999 ... Plans to major in literature, media and communication.

CAREER HIGHS

Kills: 10, two times - last vs. North Carolina, Oct. 1, 2017

Attacks: 18 at North Carolina, Nov. 9, 2017

Digs: 7 at North Carolina, Nov. 9, 2017

Blocks: 5, three times - last at North Carolina, Nov. 9, 2017

Solo Blocks: 1, four times

Block Assists: 5, three times - last at North Carolina, Nov. 9, 2017

CAREER STATISTICS

YEAR	SP-MP	K	K/S	PCT	A	A/S	SA	SA/S	D	D/S	BS	BA	TB	B/S
2017	62-22	76	1.23	.277	0	0.00	0	0.00	31	0.50	4	36	40	0.65
Total	62-22	76	1.23	.277	0	0.00	0	0.00	31	0.50	4	36	40	0.65



2

DOMINIQUE WASHINGTON

5-10 • SO • OH • CHICAGO, ILL.
ST. EDWARD CENTRAL CATHOLIC HS

2017(Freshman): Did not compete.

High School: Finished a four-year multi-sport career at St. Edward Central Catholic High School in Elgin, Ill. ... Washington led her volleyball team to a regional title in 2015 while her track team earned sectional championships in both 2014 and 2015.. She garnered a multitude of individual volleyball honors, including three-time all-conference, three-time all-area and three-time team MVP recognition ... Despite playing only three seasons, Washington owns the school's career and single match kills records, while also being named to the academic honor roll.

Personal: Dominique Deborah Washington is the daughter of John and Christina ... Born on June 25, 1999 ... Sister to Brittani ... Planning to pursue a major in mathematics.

STUDENT-ATHLETE PROFILES



5 KENDALL WILSON

6-1 • FR • MB • FAYETTEVILLE, GA.
 SANDY CREEK HS

2017 (Freshman): Played in one match making her collegiate debut against Clemson and tallied one kill on one attempt.

High School: Kendall Wilson is a four-year letterwinner and one-year captain at Sandy Creek High School ... At Sandy Creek, Wilson earned all-county and all-area in both 2015 and 2016, and AAAA first team all-state in 2015.

Personal: Kendall Ryce Wilson is the daughter of John and Sharon ... Born on June 28, 1999 ... Sister to Sydney and Aubrey ... Wilson's older sister Sydney was a middle blocker on the Tech volleyball team ... Plans on majoring in business administration.

CAREER HIGHS

Kills: 1 at Clemson, Sept. 22, 2017

Attacks: 1 at Clemson, Sept. 22, 2017

CAREER STATISTICS

YEAR	SP-MP	K	K/S	PCT	A	A/S	SA	SA/S	D	D/S	BS	BA	TB	B/S
2017	2-2	1	0.50	1.000	0	0.00	0	0.00	0	0.00	0	0	0	0.00
Total	2-2	1	0.50	1.000	0	0.00	0	0.00	0	0.00	0	0	0	0.00

STUDENT-ATHLETE PROFILES



13

MARIANA BRAMBILLA

5-11 • FR • OH • PORTO ALEGRE, BRAZIL
CENTRO DE ENSINO MÉDIO PASTOR DOHMS

High School: Attended Centro de Ensino Médio Pastor Dohms where she competed on the volleyball team for three seasons ... Served as a captain all three seasons ... In 2015, she helped her school to a state championship ... Played on the Sogipa club team for four years, playing two as a middle blocker before switching to outside hitter ... Helped her club team to a state championship in 2016 ... In 2013, 2014, 2015 and 2017, was a state runner-up with the Sogipa Club ... In 2014 and 2015 she was a Mercosul champion with the Sogipa Club ... In 2017 she was named the MVP of the second division in the International Estrela City Championship ... Tabbed the second-best outside hitter of the South American championship in 2016.

Personal: Mariana Brambilla is the daughter of Claudio and Leandra Brambilla ... Born on March 18, 2000 ... Sister to Henrique Brambilla.



7

GABI DOLAN

5-11 • FR • OH • MARIETTA, GA.
THE WESTMINSTER SCHOOL

High School: Four-year letterwinner at The Westminster School ... Served as captain for one season ... In 2014 and 2015 she was part of the Area 2AAA championship team and GHSA AAA State runner up in 2014, 2015 and 2017 ... Member of 2016 GHSA state championship team ... Named to the GVCA AAA all-state team in 2015, 2016 and 2017 ... Named MaxPrep player of the week on Oct. 23, 2017 ... Holds record at The Westminster School for career kills with 1256.

Personal: Gabrielle Elyse Dolan is the daughter of John and Lisa Dolan ... Born on Feb. 24, 2000 ... Older brother Josh plays collegiate lacrosse at Washington & Lee University ... Father played collegiate football for Duke University (1981-85) ... Mother played volleyball at the University of Texas El Paso (1981-86).



24

MIKAILA DOWD

5-11 • FR • OH • NAPERVILLE, ILL.
METEA VALLEY HIGH SCHOOL

High School: Attended Metea Valley High School where she lettered for four years as an outside hitter ... Served as captain for one season ... During the 2017 season, set the Metea Valley HS season-kill record and career-kill record ... Made the honor roll all four years in high school.

Personal: Mikaila Danielle Dowd is the daughter of Daniel and Shawn-Daria Dowd ... Born on Sept. 24, 2000 ... Older brother Joseph played football at Northwestern and is now on the practice squad for the Seattle Seahawks ... An early enrollee who arrived on The Flats in January 2018.



25

KAYLA KAISER

6-1 • FR • MB • LOUISVILLE, KY.
ASSUMPTION HIGH SCHOOL

High School: Lettered for four seasons at Assumption High School ... Two-time KHSAA state champion (2016 and 2017) ... Named to AVCA Phenom list 2014-17 ... Ranked in the top 125 for best high school players in the country ... Named Ms. Kentucky Volleyball in 2017 ... Named to first team all-state in 2017 and the 2017 Kentucky Region 7 player of the year ... Tabbed to 2017 Under Armour All-American team.

Personal: Kayla Kaiser is the daughter of Brian and Amy Kaiser ... Born on February 3, 2000 ... Has two older sisters, Kelsey and McKenna.

STUDENT-ATHLETE PROFILES



22 MATTI MCKISSOCK

5-9 • FR • S • ORLANDO, FLA.
THE FIRST ACADEMY

High School: Played for four seasons at The First Academy at setter ... Won a state championship in 2016 with The First Academy ... Named offensive MVP in 2016 ... Named MVP in 2017 ... Won 2018 USAV National Championship with Top Select ... Member of National Honor Society ... Named to honor roll.

Personal: Mattison Lynsey McKissock is the daughter of Matthew and Kerry McKissock ... Born on Aug. 30, 1999 ... Father played football at The Citadel ... Intends to major in business administration ... Started playing volleyball when she was 13.



11 BRELAND MORRISSETTE

6-1 • FR • MB • BIRMINGHAM, ALA.
THE ALTAMONT SCHOOL

High School: Lettered for one year at The Altamont School, winning an Area 10 Championship in 2014-15 ... Trained with Southern Performance volleyball club year round for three years ... Named to the Under Armour All-American watch list in 2014 ... Was a 2017 AP Scholar ... Member of the National Honor Society and Mu Alpha Theta ... Served as her class president from 2015-18.

Personal: Breland Tinsley Morrisette is the daughter of Kenneth and Melodi Morrisette ... Born on Nov. 7, 1999 ... Intends to major in biomedical engineering.



6 MADDIE TIPPETT

5-6 • FR • L/DS • ATLANTA, GA.
SAINT PIUS X HIGH SCHOOL

High School: Lettered for four years at Saint Pius X as the libero ... Named to the 2017 Georgia volleyball senior all-star team ... A 2017 Under Armour all-American honorable mention ... Named the 2017 Georgia volleyball 4A all-area player of the year ... Participated in the 2017 Georgia senior all-star match ... Holds the all-time career dig record and the digs per set record for Saint Pius X.

Personal: Madalyn Quinn Tippet is the daughter of Bob and Sandra Tippet ... Sister to Bobby and William ... Her brother Bobby played baseball at the University of North Georgia ... Intends to major in business administration.

HEAD COACH MICHELLE COLLIER



MICHELLE COLLIER

HEAD COACH

USF, 2002

FIFTH SEASON AT GEORGIA TECH

@COLLMICH

Michelle Collier is in her fifth year as head coach of the Georgia Tech volleyball team. She was named the eighth head volleyball coach at Georgia Tech in March 2014.

The Yellow Jackets have seen improvement each year under Collier with her third season, 2016 being the most successful since 2004. The Jackets posted a 24-8 record overall with a 15-5 mark in ACC play. The Jackets boasted an impressive 11-2 record at home and notched key road wins over Duke and NC State.

In 2017, she recorded her first win over a top-25 opponents with a 3-1 win over Michigan State. She recorded her 100th career win on Sept. 8, 2017 with a 3-2 win over Kansas State in O'Keefe Gymnasium.

In her second season at the helm of the Yellow Jacket program, Collier coached the Jackets to their best record since 2012 (18-14 overall, and 9-11 in ACC play). The program eclipsed 700 wins overall and had 641 at the Division I level at the end of the season with key road victories at Virginia Tech and Clemson, and a sweep of Duke at home.

The Jackets finished 2015 with 1,637 kills, which are the most since 2010. Tech started the season 9-2 for its best start since 2012, and went on an eight-match winning streak for the longest winning streak since 2006.

Collier coached Teegan Van Gunst to AVCA honorable mention all-America honors, AVCA all-region honors and an All-ACC First Team selection.

Named the eighth head volleyball coach at Georgia Tech in March 2014, Collier led the Yellow Jackets to improvements of more than 100 kills than the 2013 team and with a better hitting percentage (.216 to .182). In addition, the team finished better in almost every statistical category from a year ago.

Collier was named the 2013 Atlantic Sun Conference Coach of the Year after leading Jacksonville to an NCAA Tournament appearance.

In just two years at Jacksonville, Collier helped develop the Dolphins into the A-Sun's dominant program. Last fall, Jacksonville posted a 30-4 overall record and earned the school's first NCAA Tournament appearance since 2004.

Collier coached both the sand volleyball and indoor volleyball programs at Jacksonville in 2012 and 2013. During her two years with the Dolphins, they improved their RPI by more than 50 combined points and enjoyed their highest ranking in nearly a decade. Her 2013 team swept the Atlantic Sun Conference regular season and tournament championships and her players dominated the league's individual postseason awards.

Prior to her tenure at Jacksonville, Collier served two seasons (July, 2010-February, 2012) as an assistant coach at South Carolina, including a three-month stint as the Gamecocks' temporary head coach. In 2011, Collier helped the Gamecocks to a seven-win improvement which ranked as second-best jump in school history. The Gamecocks improved in nearly every category, including posting a hitting percentage 45 points better than in 2010.

Before working at South Carolina, Collier spent two seasons as an assistant at South Florida, where she was responsible for the outside hitters and headed up international recruiting. She helped the Bulls to finishes in the top half of Big East Conference each year, while raising their RPI by 100 points.

As a student-athlete at USF, Collier ranks among the greatest collegiate volleyball players of all-time. She ranks fifth in NCAA Division I history with 2,729 career kills and ranks in the Bulls' top-10 in numerous career and single-season categories. She holds the top spot in USF history in two career categories (kills and digs, 1,747) and set three single-season marks during the 2000 season. After coming back from an injury that

sidelined her in 1999, Collier compiled 760 kills, 1,873 attacks and 6.28 kills per set.

A two-time Conference USA Player of the Year and a 2002 All-American, she claimed the league's Player of the Decade in 2004. She also earned the C-USA Freshman of the Year award in 1998 and led USF to three of the program's seven NCAA Tournament appearances. USF went 120-48 during her three years, claiming two C-USA titles and one C-USA tournament crown during her four-year career. Collier is the only volleyball player in USF history to have her jersey retired. She joined the USF Hall of Fame in 2011, the first Bulls volleyball player to earn that honor.

Before coaching, Collier played professional volleyball for four years in a global tour that took her to Cyprus, Indonesia, Puerto Rico, Spain and The Netherlands. Among the many accolades that she accumulated include the Indonesian League MVP and Cyprus' Best Foreign Player.

Fluent in English, Spanish and Portuguese, Collier graduated from USF in 2002 with a bachelor's degree in web design and international relations.

Collier is married to Rafael Silva, who played volleyball for nine years in the top divisions of both Brazil and Spain. The couple has one daughter, Tais, and one son, Rafael.

COLLIER FILE

PERSONAL

Hometown	Recife, Brazil
Education	USF, 2002 (B.A., Interdisciplinary Social Science)
Family	husband Rafael; daughter Tais; son Rafael, Jr.

COACHING EXPERIENCE

2014-Present	Head coach, Georgia Tech
2012-2013	Head coach, Jacksonville University
2010-2011	Assistant coach, South Carolina
2008-2009	Assistant coach, USF
2007-2010	Head coach, Tampa Bay Juniors Volleyball Club
1999-2002	Head coach Tampa Bay Juniors Volleyball Club

COACHING HONORS

2013	Atlantic Sun Conference Coach of the Year
------	---

COACHING RECORD

YEAR	SCHOOL	RECORD	POSTSEASON
2012	Jacksonville	10-24	
2013	Jacksonville	30-4	NCAA Tournament; A-Sun Champs
2014	Georgia Tech	13-18	
2015	Georgia Tech	18-14	
2016	Georgia Tech	24-8	
2017	Georgia Tech	13-18	
Overall		108-86	

PLAYING TIMELINE

YEAR	LOCATION	AWARDS
1998-2002	University of South Florida	1998 C-USA Freshman of the Year 2000 C-USA Player of the Year 2002 C-USA Player of the Year 2002 All-American 2004 C-USA Player of the Decade 2011 USF Hall of Fame USF Jersey Retired (#10)
2003-2006	Professional Volleyball Spain, Netherlands, Cyprus, Indonesia and Puerto Rico	

ASSISTANT COACHES



RANDI RAFF

ASSISTANT COACH

SOUTHERN INDIANA, 2004
THIRD SEASON AT GEORGIA TECH
@RANDIRAFF

Randi Raff enters her third season with the Yellow Jackets. She was named an assistant volleyball coach at Georgia Tech on March 9, 2016.

Raff, a native of Rensselaer, Ind., spent the 2015 season as the recruiting coordinator and assistant coach at Indiana and prior to that spent three seasons at Northern Kentucky University as an assistant coach and recruiting coordinator.

Prior to NKU Raff spent two seasons at Division III Christopher Newport University in Newport News, Va., as an assistant coach and recruiting coordinator. Raff helped lead the Captains to back-to-back 38-win seasons, including a national runner-up finish in 2011.

Raff was honored with the 2011 American Volleyball Coaches Association 30 under 30 award, which recognizes young up-and-coming coaches among all NCAA divisions in both men's and women's volleyball.

Prior to her time at CNU, Raff served as an assistant coach for two seasons at Southeast Missouri State University in Cape Girardeau, Mo.

Raff earned her bachelor's degree at the University of Southern Indiana, where she also played three seasons of volleyball and helped the Screaming Eagles to two Great Lakes Valley Conference championships. Raff continued her education at Purdue University, earning a master's degree in health and kinesiology while serving as a graduate assistant strength coach to the Purdue volleyball, women's golf, diving and cheer teams.



CLAUDIO PINHEIRO

ASSISTANT COACH

UNIVERSIDADE GAMA FILHO
SECOND SEASON AT GEORGIA TECH

Two-time Olympic gold medalist coach Claudio Pinheiro joined the Georgia Tech volleyball coaching staff as an assistant coach in August 2017.

Pinheiro, a native of Rio de Janeiro, coached with the Brazil Women's National Team since 2005 and served as the head coach for the U23 Brazil Women's National Team from 2011-14. In addition to coaching at the top level in Brazil, he has also coached at the professional level in Turkey, Porto Rico, and Spain.

With the Brazilian National Team, he claimed gold medals at the 2012 London and 2008 Beijing Olympic Games.



JILL JAMESON

DIRECTOR OF OPERATIONS

NORTHERN IOWA, 1993
FIRST SEASON AT GEORGIA TECH

Jill Jameson joined the Georgia Tech volleyball staff in June 2017 as the director of operations.

Jameson arrived on The Flats in November 2016 as the administrative coordinator for women's basketball before transitioning into her role with the volleyball team.

Jameson brought over two decades of experience in collegiate coaching and operations to The Flats. She came to Tech after spending five years as Director of Basketball Operations at Wisconsin.

Prior to Wisconsin, Jameson spent seven years at Virginia Tech in the same role. While with the Hokies, Jameson provided support in the overall day-to-day operations of women's basketball. Jameson spent nearly 10 years as an assistant women's basketball coach before turning to the operations side. She began her coaching career at Virginia Tech while also holding stints at Francis Marion, University of Tennessee Chattanooga and Marquette where she helped lead programs to conference championships and NCAA tournaments.

Jameson earned a Bachelor of Science in Physical Education from the University of Northern Iowa and a Master of Science in Education from Virginia Tech.



CARLA GILSON

ATHLETIC TRAINER



SCOTT MCDONALD

DIRECTOR OF OLYMPIC SPORTS PLAYER DEVELOPMENT

HISTORY

19-46

HONORS & AWARDS

AVCA ALL-AMERICANS



KELE EVELAND

2003 - First Team - Only first-team All-American in ACC history



JAYME GERGEN

2004 - Honorable Mention



TALISA KELLOGG

2007, 2008 - Honorable Mention



LINDSEY LABAND

2004, 2005 - Honorable Mention



MONIQUE MEAD

2009, 2010, 2011 - Honorable Mention; 2012 Third Team



CALLIE MILLER

2008 - Honorable Mention



LYNNETTE MOSTER

2002 - Second Team; 2003, 2004 - Third Team



ALEXANDRA PREISS

2003 - Honorable Mention



LAUREN SAUER

2003 - Honorable Mention



ULRIKE STEGEMANN

2006, 2007 - Honorable Mention



MARY ASHLEY TIPPINS

2009, 2010 - Honorable Mention



TEEGAN VAN GUNST

2015, 2016 - Honorable Mention

HONORS & AWARDS

NATIONAL HONORS

AVCA ALL-AMERICAN

YEAR	PLAYER, POS.	TEAM
2002	Lynnette Moster, OH	2nd
2003	Kele Eveland, S	1st
2003, 04	Lynnette Moster, OH	3rd
2003	Alexandra Preiss, MH	HM
2003	Lauren Sauer, OH	HM
2004	Jayme Gergen, MH	HM
2004, 05	Lindsey Laband, S	HM
2006, 07	Ulrike Stegemann, RS	HM
2007, 08	Talisa Kellogg, OH	HM
2008	Callie Miller, MH	HM
2009, 10	Mary Ashley Tippins, S	HM
2009, 10, 11	Monique Mead, RS	HM
2012	Monique Mead, RS	3rd
2015, 16	Teegan Van Gunst, OH	HM

CSTV ALL-AMERICA

YEAR	PLAYER, POS.
2003	Kele Eveland, S

AVCA PLAYER OF THE WEEK

PLAYER	DATE
Kerry Annel	Oct. 13, 1995
Cris Omiecinski	Nov. 8, 1993
Rochelle Komula	Sep. 7, 1996
Lynnette Moster	Sep. 16, 2002
Kele Eveland	Sep. 15, 2003

AVCA ALL-DISTRICT III (ALL-REGION)

YEAR	PLAYER	TEAM
1994	Kerry Annel	2nd
1995	Kerry Annel	1st
1995, 96	Andrea Nachtrieb	1st
1996, 97	Rochelle Komula	1st
1997	Danielle Olein	1st
1997	Carla Gartner	1st
1998	Carla Gartner	2nd
1999	Maja Pachale	2nd
2000	Kyleen Bell	1st
2000, 02, 03	Kele Eveland	1st
2001	Maja Pachale	1st
2002, 03, 04	Lynnette Moster	1st
2002, 03	Alexandra Preiss	1st
2003	Lauren Sauer	HM
2004	Jayme Gergen	1st
2004	Lindsey Laband	1st
2005	Lindsey Laband	HM
2006, 07	Ulrike Stegemann	1st
2007, 08	Talisa Kellogg	1st
2008	Callie Miller	1st
2009, 10	Mary Ashley Tippins	1st
2009	Monique Mead	HM
2010	Bailey Hunter	HM
2010, 11, 12	Monique Mead	1st
2015, 16	Teegan Van Gunst	1st
2017	Gabriela Stavnetchei	1st

AVCA ALL-DISTRICT III
ROOKIE OF THE YEAR

YEAR	PLAYER
2000	Kele Eveland

AVCA REGION COACH OF THE YEAR

YEAR	COACH	REGION
1991	Shelton Collier	South
2004	Bond Shymansky	East

TACHIKARA REGION COACH OF THE YEAR

YEAR	COACH	REGION
1995	Shelton Collier	Southeast

ACC HONORS

ACC PLAYER OF THE YEAR

YEAR	PLAYER
1995	Kerry Annel
2001	Maja Pachale
2003	Kele Eveland
2004	Lynnette Moster

ACC ROOKIE OF THE YEAR

2000	Kele Eveland
2001	Lauren Sauer
2009	Monique Mead

ACC COACH OF THE YEAR

1995	Shelton Collier
2004	Bond Shymansky

ALL-ACC

YEAR	PLAYER	TEAM
1988	Lisa Kofskey	2nd
1991	Jennifer Wagner	2nd
1992	Cris Omiecinski	2nd
	Angie Propp	2nd
1993	Cris Omiecinski	1st
	Andrea Nachtrieb	2nd
1994	Kerry Annel	1st
	Andrea Nachtrieb	2nd
	Cris Omiecinski	2nd
1995	Kerry Annel	1st
	Andrea Nachtrieb	1st
	Rochelle Komula	2nd
	Cris Omiecinski	2nd
1996	Rochelle Komula	1st
	Andrea Nachtrieb	1st
	Carla Gartner	2nd
1997	Rochelle Komula	1st
	Carla Gartner	2nd
	Danielle Olein	2nd
1998	Aimee Boulet	1st
	Carla Gartner	1st
1999	Maja Pachale	1st
2000	Kyleen Bell	1st
	Maja Pachale	1st
	Eida Mabry	2nd
2001	Maja Pachale	1st
	Kyleen Bell	2nd
	Kele Eveland	2nd
	Lynnette Moster	2nd
2002	Lynnette Moster	1st
	Kele Eveland	2nd
	Alexandra Preiss	2nd
2003	Kele Eveland	1st
	Lynnette Moster	1st

	Alexandra Preiss	1st
	Marisa Aston	2nd
	Lauren Sauer	2nd
	Jayme Gergen	1st
	Lynnette Moster	1st
	Marisa Aston	2nd
	Lindsey Laband	2nd
	Lauren Sauer	2nd
2004	Lindsey Laband	2nd
	Ulrike Stegemann	2nd
	Ulrike Stegemann	1st
2005	Lindsey Laband	2nd
	Ulrike Stegemann	2nd
2006	Ulrike Stegemann	1st
	Lindsey Gray	2nd
2007	Talisa Kellogg	1st
	Ulrike Stegemann	2nd
2008	Talisa Kellogg	1st
	Callie Miller	1st
2009	Chrissy DeMichelis	1st
	Monique Mead	1st
	Mary Ashley Tippins	1st
2010	Bailey Hunter	1st
	Monique Mead	1st
	Mary Ashley Tippins	1st
2011	Monique Mead	1st
2012	Monique Mead	1st
2015	Teegan Van Gunst	1st
2016	Teegan Van Gunst	1st
2017	Gabriela Stavnetchei	1st

ACC ALL-FRESHMAN

YEAR	PLAYER
1992	Kerry Annel
1992	Cris Omiecinski
1992	Angie Propp
1993	Andrea Nachtrieb
1993	Jennifer Orr
1994	Rochelle Komula
1995	Carla Gartner
1996	Sara McKee
1998	Kyleen Bell
1998	Maja Pachale
2000	Kele Eveland
2001	Lynnette Moster
2001	Lauren Sauer
2002	Blair Moon
2004	Ulrike Stegemann
2005	Talisa Kellogg
2005	Callie Miller
2009	Monique Mead
2010	Jennifer Percy
2012	Chanell Clark-Bibbs

ACC ALL-TOURNAMENT

YEAR	PLAYER
1994	Kerry Annel
1995	Kerry Annel
1995	Cris Omiecinski
1995	Andrea Nachtrieb (MVP)
1996	Andrea Nachtrieb
1996	Rochelle Komula
1997	Rochelle Komula
1997	Carolyn Clevenger
2000	Teryl Townsend
2002	Kele Eveland
2002	Lynnette Moster (MVP)

HONORS & AWARDS

2002	Alexandra Preiss
2003	Marisa Aston
2003	Lauren Sauer

ACADEMIC HONORS

ESPN THE MAGAZINE ACADEMIC ALL-AMERICA

(as selected by CoSIDA; formerly
GTE/CoSIDA Academic All-America)

PLAYER	YEAR
Kyleen Bell	2000, 2001
Carolyn Clevenger	1998, 1999
Kele Eveland	(3rd) 2003
Teegan Van Gunst	2015, 2016

ESPN THE MAGAZINE ACADEMIC ALL-DISTRICT

(as selected by CoSIDA; formerly
GTE/CoSIDA Academic All-America)

PLAYER	YEAR	TEAM
Lynnette Anderson	1997	2nd
Kyleen Bell	1999	2nd
	2000, 01	1st
Carolyn Clevenger	1997, 98, 99	1st
Kele Eveland	2002	2nd
	2003	1st
Jayme Gergen	2004	2nd
Allie Niekamp	2008	2nd
Cris Omiecinski	1995	1st
Lauren Sauer	2003	1st
	2004	2nd
Ulrike Stegemann	2005	3rd
	2007	2nd
Teegan Van Gunst	2014	2nd
	2015	1st
	2016	1st

WEAVER-JAMES-CORRIGAN POSTGRADUATE SCHOLARSHIP

Kyleen Bell	1992
Carolyn Clevenger	2000
Kele Eveland	2004

NCAA POSTGRADUATE SCHOLARSHIP

Teegan Van Gunst	2016
------------------	------

ACC SCHOLAR ATHLETE OF THE YEAR

Teegan Van Gunst	2016
------------------	------

ACADEMIC ALL-ACC

Beginning in 2005, the ACC started recognizing student-athletes that excelled both on the court and in the classroom (achieving a 3.0 grade point average or higher for the academic year as well as during her entire athletic career.)

2005	Lindsey Laband
	Ulrike Stegemann
2006	Allie Niekamp
	Abby Showers
	Ulrike Stegemann
2007	Nikki Kaminskis
	Allie Niekamp

	Ulrike Stegemann
2008	Allie Niekamp
	Asia Stawicka
2009	Jordan McCullers
	Brittany Roderick
	Asia Stawicka
2010	Jordan McCullers
	Jennifer Percy
	Asia Stawicka
2011	Kaleigh Colson
	Susan Carlson
	Monique Mead
	Nicki Meyer
2012	Kaleigh Colson
	Susan Carlson
	Annie Czarniecki
	Nicki Meyer
2013	Kaleigh Colson
	Courtney Felinski
2014	Annika Olsen
	Annika Van Gunst
	Teegan Van Gunst
2015	Teegan Van Gunst
2016	Teegan Van Gunst
	London Ackermann
	Becca Martin
	Annika Van Gunst
2017	Gabriela Stavnetchei
	Cori Clifton

ACC HONOR ROLL

The ACC annually recognizes the student-athletes who achieve a grade point average of 3.0 or higher for the academic year.

1984	Heidi Grunwald
1985	Robin Swats
1986	Lisa Kofskey
1987	Margaret Gales
	Laura Rullman
1988	Margaret Gales
	Elaine Griffith
1989	Jennifer Beemsterboer
1990	Jennifer Beemsterboer
1991	Jaime Keating
	Jennifer Wagner
1992	Haley Dorminy
	Melissa Jenkins
	Jaime Keating
	Jennifer Matullo
	Jennifer Wagner
1993	Marta Bickert
	Jennifer Matullo
	Cris Omiecinski
	Jennifer Orr
	Jennifer Wagner
1994	Lynnette Anderson
	Marta Bickert
	Cris Omiecinski
	Jennifer Orr
	Jennifer Wagner
1995	Lynnette Anderson
	Kerry Annel
	Jennifer Matullo
	Cris Omiecinski

	Jennifer Orr
1996	Lynnette Anderson
	Heather Bradley
	Carolyn Clevenger
	Amanda Medrow
	Sara McKee
	Andrea Nachtrieb
	Danielle Olein
	Jennifer Orr
	Amanda Sabo
1997	Heather Bradley
	Carolyn Clevenger
1998	Kyleen Bell
	Heather Bradley
	Carolyn Clevenger
	Maja Pachale
1999	Courtney Adler
	Kyleen Bell
	Maja Pachale
2000	Courtney Adler
	Geeska Banck
	Kyleen Bell
	Jessica Dickerson
	Kele Eveland
	Amanda Hess
	Maja Pachale
2001	Kyleen Bell
	Kele Eveland
	Jayme Gergen
	Amanda Hess
	Dori Pap
	Lauren Sauer
	Keight Vincent
2002	Kele Eveland
	Jayme Gergen
	Lindsey Laband
	Nicole Pierce
	Lauren Sauer
	Keight Vincent
2003	Kele Eveland
	Jayme Gergen
	Katie Mohs
	Lauren Sauer
2004	Jacqui Beebe
	Jayme Gergen
	Lindsey Laband
	Katie Mohs
	Lauren Sauer
	Ulrike Stegemann
2005	Nikki Kaminskis
	Lindsey Laband
	Callie Miller
	Katie Mohs
	Allie Niekamp
	Jennifer Randall
	Stephanie Robbins
	Abby Showers
	Ulrike Stegemann
2006	Erin Birmingham
	Chrissy DeMichelis
	Laura DeMichelis
	Nikki Kaminskis
	Allie Niekamp
	Stephanie Robbins

HONORS & AWARDS

- Abby Showers
Ulrike Stegemann
- 2007 Erin Birmingham
Laura DeMichelis
Nikki Kaminskas
Allie Niekamp
Stephanie Robbins
Brittany Roderick
Ulrike Stegemann
- 2008 Alison Campbell
Michelle Kandell
Jordan McCullers
Allie Niekamp
Stephanie Robbins
Brittany Roderick
Asia Stawicka
- 2009 Allison Campbell
Susan Carlson
Chrissy DeMichelis
Bailey Hunter
Nicki Meyer
Brittany Roderick
Asia Stawicka
- 2010 Alison Campbell
Susan Carlson
Kaleigh Colson
Annie Czarnecki
Ivona Kolak
Jordan McCullers
Monique Mead
Nicki Meyer
Asia Stawicka
- 2011 Susan Carlson
Kaleigh Colson
Annie Czarnecki
Courtney Felinski
Bailey Hunter
Ivona Kolak
Monique Mead
Nicki Meyer
Zoey Morton
Ali Santi
- 2012 Callie Bivings
Susan Carlson
Kaleigh Colson
Courtney Felinski
Quinn Evans
Ivona Kolak
Nicki Meyer
Zoey Morton
Jennifer Percy
Wimberly Wilson
- 2013 Kaleigh Colson
Quinn Evans
Courtney Felinski
Ivona Kolak
Jennifer Percy
Lauren Pitz
Annika Van Gunst
Teegan Van Gunst
Wimberly Wilson
- 2014 Courtney Felinski
Rebecca Martin
Annika Van Gunst

- Teegan Van Gunst
Wimberly Wilson
- 2015 London Ackermann
Rebecca Martin
Lauren Pitz
Gabriela Stavnetchei
Annika Van Gunst
Teegan Van Gunst
Wimberly Wilson
- 2016 London Ackermann
Ashley Askin
Emily Becker
Rebecca Martin
Lauren Pitz
Gabriela Stavnetchei
Annika Van Gunst
Teegan Van Gunst

MISCELLANEOUS

GEORGIA COLLEGIATE
COACH OF THE YEAR

Shelton Collier 1995

NIVC ALL-TOURNAMENT TEAM

Kerry Annel 1993

PEACH OF AN ATHLETE

Jennifer Orr 1997

Carolyn Clevenger 2000

TOTAL PERSON AWARD

Considered Georgia Tech Athletics' highest honor; presented annually to the Institute's male and female senior student-athletes who best exemplify excellence in academics, athletics, leadership and service.

Jennifer Wagner 1995

Kerry Annel 1996

Carolyn Clevenger 2000

Kyleen Bell 2002

Kele Eveland 2004

Jayme Gergen 2005

Allie Niekamp 2009

BOBBY DODD SCHOLARSHIP

Presented annually to the Institute's top returning male and female student-athletes.

Cris Omiecinski 1995

Jennifer Orr 1996

Carolyn Clevenger 1999

Ulrike Stegemann 2007

L.W. CHIP ROBERTS AWARD

Presented annually to one graduating male and one graduating female student-athlete who is considered the top student-athlete academically, athletically, and in campus life.

Jordan McCullers 2011

GT SPORTS HALL OF FAME



Kerry Annel
Played 1992-95
Inducted 2005



Cris Omiecinski
Played 1992-95
Inducted 2006



Andrea Nachtrieb
Played 1993-96
Inducted 2008



Maja Pachale
Played 1998-01
Inducted 2012



Kele Eveland
Played 2000-03
Inducted 2013



Lynnette Moster
Played 2001-04
Inducted 2014

ALL-TIME LETTERWINNERS



Aimee Boulet



Nikki Kaminskas



Allie Niekamp



Christine Shelby

A

Abery, Sheila	1984-85-87
Ackermann, London	2013-14-15-16
Adler, Courtney	1999-00
Anderson, Lynnette	1994-95-96-97
Annel, Kerry	1992-93-94-95
Armstrong, Luann	1986
Askin, Ashley	2014-15-16-17
Aston, Marisa	2001-02-03-04

B

Banck, Geeske	2000
Becker, Emily	2017
Beebe, Jacqui	2003-04
Beemsterboer, Jennifer	1987-88-89-90
Bell, Kyleen	1998-99-00-01
Benda, Gabby	2015-16-17
Bickert, Marta	1993-94
Bivings, Callie	2013-14
Birmingham, Erin	2006-07
Boulet, Aimee	1995-96-97-98
Bradley, Heather	1996-97-98
Brown, Mandy	1983-84
Bruton, Bridget	1994

C

Campbell, Alison	2008-09-10
Carlson, Susan	2009-10-11-12
Carter, Mia	1987
Castillo, Jennifer	1991-92
Clark-Bibbs, Chanell	2012-13
Clevenger, Carolyn	1996-97-98-99
Clifton, Cori	2017
Colson, Kaleigh	2010-11-12-13
Comby, Kodie	2016-17
Coman, Angee	1987-88-89-90
Czarnecki, Annie	2009-10-12

D

DeMichelis, Chrissy	2006-07-08
DeMichelis, Laura	2005-06-07
Dickerson, Jessica	2000-01
Dorminy, Haley	1991-92
Drummond, Michelle	1990-91
Duncan, Rachelle	1981-82

E

Evans, Quinn	2010-11-12-13
Eveland, Kele	2000-01-02-03

F

Felling, Cindy	1981-82
----------------	---------

Fitts, Susan	1981-82
Felinski, Courtney	2011-12-13-14
Frerking, Lauren	2017

G

Gales, Margaret	1986-87-88-89
Gartner, Carla	1995-96-97-98
Gergen, Jayme	2001-02-03-04
Gergesha, Carol	1986
Gillespie, Jennifer	1988-89
Golson, Katie	1999
Gray, Lindsey	2004-05-06-07
Griffith, Elaine	1985-86-87-88
Grubka, Laura	1998-99
Grunwald, Heidi	1984

H

Haught, Emily	1989
Henson, Linda	1981
Hess, Amanda	2000-01
Hinesley, Kristine	1991-92-93
Holder, Sherri	1984
Hood, Michelle	1984
Horton, Ashtaan	2014
Hunter, Bailey	2008-09-10-12

J

Jenkins, Melissa	1990-91-92-93
------------------	---------------

K

Kaminskas, Nikki	2004-05-06-07
Kandell, Michelle	2005-06-07-08
Kavalchuk, Anna	2015
Kearns, Lee Ann	1981-82-83
Keating, Jaime	1990-91-92
Kellogg, Talisa	2005-06-07-08
Kissman, Jordan	2009
Kofskey, Lisa	1986-87-88-89
Kolak, Ivona	2010-11-12-13
Komula, Rochelle	1994-95-96-97
Knapp, Sam	2017
Kray, Lisa	1981-82
Kuhn, Laura	2001-02-03-04

L

Laband, Lindsey	2002-03-04-05
-----------------	---------------

M

Mabry, Eida	2000
Malins, Wendy	1988-89-90-91
Martin, Kim	1982-83-84-85
Martin, Rebecca	2013-14-15-16

McCullers, Jordan	2007-08-09-10
McKee, Sara	1996-97-98-99
Mead, Monique	2009-10-11-12
Medrow, Amanda	1996-97-98-99
Mesquita, Tina	2001
Meyer, Nicki	2009-10-11-12
Miller, Callie	2005-06-07-08
Miller, Merran	1997-98
Mills, Melinda	1982
Matullo, Jennifer	1992-93-94-95
Mohs, Katie	2003-04-05
Moon, Blair	2002
Moore, Karla	1991-92
Moran, Alexis	1998-99
Morton, Zoey	2011-12-13
Moster, Lynnette	2001-02-03-04

N

Nachtrieb, Andrea	1993-94-95-96
Nedderman, Anna	1998-99
Niekamp, Allie	2005-06-07-08

O

Olein, Danielle	1994-95-96-97
Olsen, Annika	2014
Olzowka, Donna	1984
Omiecinski, Cris	1992-93-94-95
Organ, Erica	1990-91-92-93
Orr, Jennifer	1993-94-95-96

P

Pachale, Maja	1998-99-00-01
Pap, Dori	2000-01
Percy, Jennifer	2010-11-12-13
Perrou, Beth	1992-93
Peters, Linda	1988-89-90
Pierce, Nicole	2002-03
Pitz, Lauren	2014-15-16
Preiss, Alexandra	2000-01-02-03
Prida, Liana	1995
Propp, Angie	1992-93-94

R

Randall, Jennifer	2002-03-04-05
Rigsbee, Grace	2017
Robbins, Stephanie	2005-06-07-08
Roderick, Brittany	2006-07-08-09
Rullman, Laura	1985-86-87-88

S

Sabo, Amanda	1996-97-98
Santi, Ali	2011
Sartor, Sandra	1984-85-86-87

Sauer, Lauren	2001-02-03-04
Schmid, Sharon	1981-82-83
Schorn, Dena	1996-97
Scott, Sara	1985
Shelby, Christine	1997-98-99-00
Shelton, Shannon	1987-88-89-90
Showers, Abby	2003-04-05-06
Shuchart, Sylvia	1981-82-83-84
Smith, Carol	1981-82
Smith, Jennifer	1991
Smith, Jessica	1986-87-88-89
Smith, Shellee	1989-90-91
Stavnetchei, Gabriela	2014-15-16-17
Stawicka, Asia	2008-09-10-11
Stegemann, Ulrike	2004-05-06-07
Swats, Robin	1985-86-88-89

T

Tebelak, Jennifer	1991-92-93-94
Tippins, Mary Ashley	2007-08-09-10
Townsend, Teryl	1996-98-99-00
Tucci, Hannah	2009

V

Van Gunst, Annika	2013-14-15-16
Van Gunst, Teegan	2013-14-15-16
Vincent, Keight	2000-01-02-03

W

Wagner, Jennifer	1991-92-93-94
Watson, Lori	1981
Weston, Jaime	1990
Williams, Bessie	1982-83
Wilson, Sydney	2014-15-16-17
Wilson, Wimberly	2013-14-15
Woodson, Alexis	2010-11
Woodson, Mariah	2010-11
Wycoff, Wynne	1985-86-87

Z

Zerbi, Mariangeli	1982-83
-------------------	---------

COACHING HISTORY



DAVID HOUSER (1980-81)

YEAR	OVERALL	PCT.
1980	23-16	.590
1981	20-20	.500
	43-36	.544



MARY ANN INGRAM (1982-83)

YEAR	OVERALL	PCT.	ACC	PCT.
1982	22-16	.579	--	--
1983	3-24	.111	0-7	.000
	25-40	.385	0-7	.000



TERRY CHAMBERS (1984)

YEAR	OVERALL	PCT.	ACC	PCT.
1984	4-22	.154	0-7	.000
	4-22	.154	0-7	.000



JUDY SACKFIELD (1985-90)

YEAR	OVERALL	PCT.	ACC	PCT.
1985	4-26	.133	0-7	.000
1986	8-20	.286	0-7	.000
1987	18-20	.474	0-6	.000
1988	20-16	.556	0-6	.000
1989	17-20	.459	0-6	.000
1990	8-30	.211	0-6	.000
	75-132	.362	0-38	.000




SHELTON COLLIER (1991-2001)

YEAR	OVERALL	PCT.	ACC	PCT.
1991	27-9	.750	3-4	.429
1992	30-10	.750	4-3	.571
1993	25-13	.658	8-6	.571
1994	26-9!	.743	*11-3	.786
1995	29-7!	.806	*^12-2	.857
1996	32-8!	.800	11-5	.688
1997	19-15	.559	10-6	.625
1998	22-13	.629	10-6	.625
1999	17-14	.548	6-10	.375
2000	25-8!	.758	*13-3	.813
2001	19-8!	.704	12-4	.750
	271-114	.704	100-52	.658




BOND SHYMANSKY (2002-08)

YEAR	OVERALL	PCT.	ACC	PCT.
2002	33-6!	.846	^13-3	.813
2003	34-4!	.895	*15-1	.938
2004	27-7!	.794	*16-0	1.000
2005	16-15	.516	12-10	.545
2006	20-12	.625	12-10	.545
2007	22-10	.688	16-6	.727
2008	20-10	.667	12-8	.600
	172-64	.729	96-38	.716



TONYA JOHNSON (2009-13)

YEAR	OVERALL	PCT.	ACC	PCT.
2009	21-10!	.677	15-5	.750
2010	18-14	.563	11-9	.550
2011	15-16	.484	8-12	.400
2012	19-12	.613	10-10	.500
2013	12-20	.375	6-14	.300
	85-72	.541	50-50	.500



MICHELLE COLLIER (2014-PRESENT)

YEAR	OVERALL	PCT.	ACC	PCT.
2014	13-18	.419	6-12	.300
2015	18-14	.563	9-11	.450
2016	24-8	.750	15-5	.750
2017	13-18	.419	8-12	.400
	68-58	.540	38-40	.487

* ACC Regular Season Champions

^ ACC Tournament Champions

! NCAA Tournament Participants

RESULTS VS. OPPONENTS

OPPONENT.....	MATCHES....	GM.....	LAST
Air Force	1-0.....	3-0.....	W, 1999
Alabama.....	5-0.....	15-5.....	W, 2003
Alabama A&M.....	3-0.....	9-0.....	W, 2014
Alabama State.....	0-3.....	1-6.....	L, 1981
Appalachian State.....	1-2.....	4-6.....	W, 1992
Arkansas.....	4-0.....	12-2.....	W, 2008
Arkansas-Little Rock.....	1-0.....	3-0.....	W, 1999
Arizona.....	0-2.....	0-6.....	L, 2007
Arizona State.....	0-2.....	1-6.....	L, 1999
Auburn.....	6-8.....	20-32.....	L, 2017
Augusta.....	10-0.....	25-2.....	W, 1989
Austin Peay.....	1-0.....	3-0.....	W, 2009
Baptist.....	1-1.....	4-3.....	W, 1990
Baylor.....	0-1.....	0-3.....	L, 2009
Belmont.....	1-0.....	3-0.....	W, 1999
Bethune Cookman.....	1-0.....	3-0.....	W, 1997
Boston College.....	22-3.....	69-21.....	W, 2017
Bowling Green State.....	2-0.....	6-0.....	W, 2012
Bryan.....	0-2.....	0-5.....	L, 1982
California.....	1-0.....	3-1.....	W, 2003
California-Riverside.....	1-0.....	3-1.....	W, 2013
California-San Diego.....	0-1.....	0-3.....	L, 1992
California-Santa Barbara.....	1-2.....	4-6.....	W, 2004
Cal State Fullerton.....	2-0.....	6-2.....	W, 2012
Cal State Northridge.....	0-1.....	0-3.....	L, 1992
Campbell.....	3-0.....	9-1.....	W, 1996
Charleston Southern.....	4-0.....	12-0.....	W, 2012
Chicago State.....	1-0.....	3-0.....	W, 1995
Cincinnati.....	1-1.....	4-4.....	W, 1996
Clemson.....	31-35.....	117-126.....	W, 2017
Cleveland State.....	1-0.....	3-0.....	W, 2012
Coastal Carolina.....	10-4.....	34-15.....	W, 2016
College of Charleston.....	3-1.....	9-3.....	L, 2013
Colorado.....	1-1.....	4-5.....	L, 2000
Colorado State.....	0-3.....	2-9.....	L, 2004
Columbus.....	6-3.....	15-10.....	W, 1982
Connecticut.....	1-0.....	3-0.....	W, 2013
Cornell.....	1-0.....	3-0.....	W, 2002
Creighton.....	1-0.....	3-0.....	W, 1998
Davidson.....	7-0.....	21-1.....	W, 2000
Denver.....	0-1.....	1-3.....	L, 2009
DePaul.....	1-0.....	3-0.....	W, 1995
Duke.....	21-46.....	94-151.....	L, 2017
East Carolina.....	4-1.....	13-4.....	W, 1993
East Tennessee State.....	2-3.....	10-9.....	L, 2014
Eastern Illinois.....	1-0.....	3-0.....	W, 2008
Erskine.....	0-2.....	0-4.....	L, 1983
Evansville.....	0-1.....	0-3.....	L, 1990
Flagler.....	1-0.....	2-1.....	W, 1982
Florida.....	0-1.....	1-3.....	L, 2012
Florida A&M.....	12-0.....	33-3.....	W, 2013
Florida Atlantic.....	2-0.....	6-1.....	W, 1994
Florida Gulf Coast.....	1-0.....	3-0.....	W, 2010
Florida International.....	1-0.....	3-0.....	W, 2002
Florida State.....	30-21.....	107-87.....	L, 2017
Fontebonne.....	0-1.....	0-3.....	L, 1984
Furman.....	10-8.....	37-27.....	L, 2017
Gardner-Webb.....	1-0.....	3-0.....	W, 2014
George Mason.....	3-0.....	9-1.....	W, 2002
Georgetown.....	1-1.....	5-3.....	W, 2001
George Washington.....	1-0.....	3-1.....	W, 2005
Georgia.....	16-23.....	57-75.....	L, 2017
Georgia Southern.....	7-0.....	21-2.....	W, 2015
Georgia State.....	37-3.....	112-17.....	W, 2016
Hawaii.....	0-2.....	1-6.....	L, 2003
Houston Baptist.....	1-0.....	3-0.....	W, 2011
Huntington.....	3-0.....	6-1.....	W, 1982
Idaho State.....	0-1.....	0-3.....	L, 2013
Illinois.....	0-4.....	1-12.....	L, 1997

OPPONENT.....	MATCHES....	GM.....	LAST
Illinois State.....	1-1.....	5-4.....	W, 1999
Indiana.....	0-2.....	3-6.....	L, 2012
IPFW.....	1-0.....	3-0.....	W, 2004
Jacksonville.....	3-2.....	9-5.....	W, 2014
Jacksonville State.....	3-2.....	9-4.....	W, 2013
James Madison.....	1-2.....	3-7.....	L, 1990
Kansas.....	1-0.....	3-0.....	W, 1993
Kansas State.....	3-2.....	11-10.....	W, 2017
Kennesaw State.....	2-1.....	7-5.....	W, 2016
Kentucky.....	2-3.....	10-11.....	L, 2007
Lake City.....	0-3.....	1-6.....	L, 1982
Lake Erie.....	1-0.....	3-2.....	W, 1991
Liberty.....	0-1.....	1-3.....	L, 1988
Lipscomb.....	1-0.....	3-2.....	W, 2014
Long Beach State.....	0-2.....	2-6.....	L, 2003
Long Island University.....	1-0.....	3-1.....	W, 2005
Louisiana-Lafayette.....	1-0.....	3-0.....	W, 2012
Louisville.....	3-5.....	13-18.....	L, 2017
Loyola-Chicago.....	1-0.....	3-0.....	W, 2000
Loyola-Marymount.....	0-1.....	2-3.....	L, 2010
LSU.....	1-1.....	4-3.....	W, 2001
Marshall.....	1-0.....	3-2.....	W, 1996
Maryland.....	28-28.....	113-104.....	L, 2013
Massachusetts.....	1-0.....	3-0.....	W, 2000
Mercer.....	29-1.....	78-9.....	W, 2015
Miami.....	9-15.....	44-57.....	L, 2017
Miami (Ohio).....	3-0.....	9-2.....	W, 2004
Michigan.....	0-4.....	5-12.....	L, 2016
Michigan State.....	3-0.....	9-2.....	W, 2017
Middle Tennessee State.....	2-3.....	9-9.....	L, 2011
Minnesota.....	1-5.....	8-17.....	L, 2009
Mississippi.....	2-1.....	7-6.....	W, 2009
Mississippi State.....	0-5.....	2-14.....	L, 2006
Montana.....	0-1.....	0-3.....	L, 1992
Montevallo.....	0-2.....	0-4.....	L, 1981
Morehead State.....	1-2.....	3-6.....	W, 1992
Nebraska.....	1-1.....	3-5.....	L, 2015
New Mexico.....	0-1.....	1-3.....	L, 2013
New Orleans.....	0-3.....	0-9.....	L, 1990
Nicholls State.....	2-0.....	6-4.....	W, 1991
North Alabama.....	1-2.....	2-4.....	L, 1982
North Carolina.....	26-38.....	105-138.....	L, 2017
North Carolina State.....	42-20.....	138-82.....	L, 2017
North Carolina A&T.....	1-0.....	3-0.....	W, 1993
North Dakota.....	1-0.....	3-0.....	W, 2017
Northeastern Illinois.....	1-0.....	3-0.....	W, 1995
Northeastern Louisiana.....	1-0.....	3-0.....	W, 1992
Northern Illinois.....	1-0.....	3-0.....	W, 2009
Northern Iowa.....	1-1.....	4-5.....	W, 2006
North Florida.....	3-0.....	9-0.....	W, 2017
North Georgia.....	10-0.....	21-2.....	W, 1982
Northwestern.....	1-1.....	3-3.....	L, 2005
Notre Dame.....	6-2.....	18-12.....	W, 2017
Oglethorpe.....	5-0.....	10-1.....	W, 1982
Ohio.....	0-1.....	2-3.....	L, 2009
Ohio State.....	0-2.....	0-6.....	L, 2004
Oklahoma.....	0-1.....	0-3.....	L, 2014
Oral Roberts.....	1-0.....	3-0.....	W, 2010
Pacific.....	1-2.....	5-7.....	W, 2016
Penn.....	0-1.....	1-3.....	L, 1987
Penn State.....	0-3.....	0-9.....	L, 1996
Pepperdine.....	0-3.....	2-9.....	L, 2007
Pittsburgh.....	1-6.....	7-19.....	L, 2017
Providence.....	2-0.....	6-0.....	W, 1995
Purdue.....	0-1.....	1-3.....	L, 2004
Radford.....	0-1.....	0-3.....	L, 1986
Rhode Island.....	1-0.....	3-0.....	W, 2001
Rice.....	1-1.....	5-3.....	L, 2011
Rollins.....	0-2.....	0-4.....	L, 1984
Saint Mary's.....	0-1.....	1-3.....	L, 1998

OPPONENT.....	MATCHES....	GM.....	LAST
Samford.....	5-2.....	16-7.....	L, 2011
Sam Houston State.....	1-2.....	3-6.....	W, 2006
San Diego.....	0-1.....	0-3.....	L, 2017
San Jose State.....	1-0.....	3-0.....	W, 2003
Santa Clara.....	1-0.....	3-0.....	W, 2003
Sienna College.....	3-0.....	9-0.....	W, 2015
South Alabama.....	2-2.....	7-6.....	W, 1998
South Carolina.....	1-4.....	7-13.....	L, 2014
South Carolina State.....	5-0.....	15-1.....	W, 1998
South Florida.....	3-2.....	11-7.....	W, 2015
Southeast Missouri.....	1-0.....	3-1.....	W, 2009
Southern California.....	0-1.....	0-3.....	L, 2004
Southern Mississippi.....	2-2.....	10-7.....	W, 2014
Southern Methodist.....	2-1.....	6-3.....	L, 2014
Southwest Texas State.....	1-0.....	3-0.....	W, 1992
Spelman.....	3-0.....	6-0.....	W, 1982
St. John's.....	0-1.....	1-3.....	L, 2013
Stanford.....	0-2.....	2-6.....	L, 1995
Stetson.....	2-2.....	8-6.....	W, 2006
Syracuse.....	4-4.....	14-17.....	W, 2016
Temple.....	2-0.....	6-0.....	W, 2007
Tennessee.....	1-2.....	7-6.....	W, 2013
Tennessee Nazarene.....	1-0.....	2-0.....	W, 1984
Tennessee State.....	1-0.....	3-0.....	W, 2016
Tennessee Tech.....	6-6.....	18-24.....	W, 2011
Tennessee Temple.....	3-2.....	9-5.....	W, 1985
Texas.....	0-2.....	0-6.....	L, 2017
Texas A&M.....	0-1.....	1-3.....	L, 1998
Texas-Arlington.....	1-0.....	3-0.....	W, 1999
Texas Southern.....	1-0.....	3-0.....	W, 2014
Texas Tech.....	1-0.....	3-0.....	W, 2001
The Citadel.....	1-0.....	3-0.....	W, 2015
Toledo.....	2-0.....	6-1.....	W, 2006
Troy.....	0-3.....	1-7.....	L, 2013
Tuskegee.....	1-3.....	2-6.....	W, 1982
UAB.....	3-16.....	17-47.....	W, 2010
UAH.....	1-0.....	3-0.....	W, 1987
UC Davis.....	1-0.....	3-2.....	W, 2015
UCF.....	3-2.....	9-6.....	W, 2004
UCLA.....	0-2.....	1-6.....	L, 1994
UNC-Asheville.....	9-0.....	27-3.....	W, 1996
UNC-Charlotte.....	4-5.....	14-16.....	W, 1992
UNC-Greensboro.....	2-0.....	6-1.....	W, 1992
UNC-Wilmington.....	3-0.....	9-1.....	W, 2000
USC-Aiken.....	1-1.....	3-2.....	W, 1991
UT-Chattanooga.....	9-6.....	28-19.....	W, 2013
UT-Martin.....	1-0.....	3-0.....	W, 2015
Utah.....	0-2.....	0-6.....	L, 2014
Utah Valley State.....	1-0.....	3-0.....	W, 2007
UTEP.....	2-0.....	6-1.....	W, 1999
UTSA.....	0-1.....	1-3.....	L, 2011
Valdosta.....	7-0.....	14-2.....	W, 1981
Villanova.....	2-1.....	7-4.....	L, 2017
Virginia.....	35-22.....	126-82.....	L, 2017
VCU.....	1-0.....	3-2.....	W, 1992
Virginia Tech.....	15-9.....	50-38.....	W, 2017
Wake Forest.....	34-11.....	109-55.....	W, 2017
Washington.....	0-1.....	0-3.....	L, 2010
Wesleyan.....	5-0.....	12-2.....	W, 1982
Western Carolina.....	11-9.....	39-32.....	W, 2007
Western Kentucky.....	0-1.....	0-3.....	L, 2005
West Georgia.....	5-12.....	23-30.....	W, 1992
Western Michigan.....	1-0.....	3-0.....	W, 2003
William & Mary.....	3-0.....	9-1.....	W, 1998
Winthrop.....	10-1.....	30-10.....	W, 2005
Wisconsin.....	1-1.....	5-5.....	L, 2004
Wisconsin-Milwaukee.....	2-1.....	6-4.....	L, 1997
Xavier.....	3-0.....	9-1.....	W, 2017
Yale.....	1-0.....	3-0.....	W, 1992

SERIES HISTORY

AIR FORCE

GT LEADS 1-0; SETS 3-0

DATE	LOCATION	W/L	SETS
9/17/99	Tuscaloosa, Ala.	W	3-0

SERIES

Home: 0-0, Away: 0-0, Neutral: 1-0

ALABAMA

GT LEADS 5-0; SETS 15-5

DATE	LOCATION	W/L	SETS
9/22/89	Atlanta, Ga.	W	3-1
9/17/94	Atlanta, Ga.	W	3-1
9/18/99	Tuscaloosa, Ala.	W	3-1
9/20/02	Atlanta, Ga.	W	3-2
8/30/03	Tuscaloosa, Ala.	W	3-0

SERIES

Home: 3-0, Away: 2-0, Neutral: 0-0

ALABAMA A&M

GT LEADS 3-0; SETS 9-0

DATE	LOCATION	W/L	SETS
12/4/03	Atlanta, Ga.	W	3-0
8/28/10	Atlanta, Ga.	W	3-0
9/20/14	Atlanta, Ga.	W	3-0

SERIES

Home: 3-0, Away: 0-0, Neutral: 0-0

ALABAMA STATE

GT TRAILS 0-3; SETS 1-6

DATE	LOCATION	W/L	SETS
11/6/81	Atlanta, Ga.	L	1-2
10/29/82	Atlanta, Ga.	L	0-2
10/30/82	Atlanta, Ga.	L	0-2

SERIES

Home: 0-3, Away: 0-0, Neutral: 0-0

APPALACHIAN STATE

GT TRAILS 1-2; SETS 4-6

DATE	LOCATION	W/L	SETS
10/24/86	Rock Hill, S.C.	L	0-2
9/28/90	Charlotte, N.C.	L	1-3
9/4/92	Conway, S.C.	W	3-1

SERIES

Home: 0-0, Away: 0-0, Neutral: 1-2

ARKANSAS

GT LEADS 4-0; SETS 12-2

DATE	LOCATION	W/L	SETS
9/14/96	Mankato, Minn.	W	3-0
10/14/01	Atlanta, Ga.	W	3-1
8/24/07	Jonesboro, Ark.	W	3-1
9/5/08	Atlanta, Ga.	W	3-0

SERIES

Home: 2-0, Away: 0-0, Neutral: 2-0

ARKANSAS-LITTLE ROCK

GT LEADS 1-0; SETS 3-0

DATE	LOCATION	W/L	SETS
9/4/99	Arlington, Texas	W	3-0

SERIES

Home: 0-0, Away: 0-0, Neutral: 1-0

ARIZONA

GT TRAILS 0-2; SETS 0-6

DATE	LOCATION	W/L	SETS
9/2/05	Tucson, Ariz.	L	0-3
9/8/07	Atlanta, Ga.	L	0-3

SERIES

Home: 0-1, Away: 0-1, Neutral: 0-0

ARIZONA STATE

GT TRAILS 0-2; SETS 1-6

DATE	LOCATION	W/L	SETS
9/2/98	Phoenix, Ariz.	L	1-3
9/11/99	Atlanta, Ga.	L	0-3

SERIES

Home: 0-1, Away: 0-1, Neutral: 0-0

AUBURN

GT TRAILS 6-8; SETS 20-32

DATE	LOCATION	W/L	SETS
9/30/87	Auburn, Ala.	L	0-3
11/4/87	Atlanta, Ga.	L	0-3
11/14/88	Atlanta, Ga.	L	0-3
10/31/89	Auburn, Ala.	L	1-3
11/7/89	Atlanta, Ga.	L	0-3
10/3/90	Auburn, Ala.	L	0-3
9/23/92	Atlanta, Ga.	W	3-1
9/18/93	Auburn, Ala.	W	3-1
9/18/94	Atlanta, Ga.	W	3-2
9/14/95	Atlanta, Ga.	W	3-2
9/21/96	Atlanta, Ga.	L	1-3
9/6/15	Atlanta, Ga.	W	3-1
8/26/16	Auburn, Ala.	W	3-1
8/25/17	Atlanta, Ga.	L	0-3

SERIES

Home: 4-5, Away: 2-3, Neutral: 0-0

AUGUSTA

GT LEADS 10-0; SETS 25-2

DATE	LOCATION	W/L	SETS
10/22/81	Atlanta, Ga.	W	2-1
11/3/81	Atlanta, Ga.	W	2-0
10/1/82	Atlanta, Ga.	W	2-0
10/8/82	Columbus, Ga.	W	2-0
11/3/82	Augusta, Ga.	W	2-0
10/13/87	Augusta, Ga.	W	3-1
10/30/87	Atlanta, Ga.	W	3-0
9/24/88	Atlanta, Ga.	W	3-0
10/5/88	Augusta, Ga.	W	3-0
10/4/89	Atlanta, Ga.	W	3-0

SERIES

Home: 6-0, Away: 3-0, Neutral: 1-0

AUSTIN PEAY

GT LEADS 1-0; SETS 3-0

DATE	LOCATION	W/L	SETS
8/29/09	Atlanta, Ga.	W	3-0

SERIES

Home: 1-0, Away: 0-0, Neutral: 0-0

BAPTIST

SERIES TIED 1-1; SETS 4-3

DATE	LOCATION	W/L	SETS
10/24/86	Rock Hill, S.C.	L	1-2
9/15/90	New Orleans, La.	W	3-1

SERIES

Home: 0-0, Away: 0-0, Neutral: 1-1

BAYLOR

GT TRAILS 0-1; SETS 0-3

DATE	LOCATION	W/L	SETS
12/4/09	Los Angeles, Calif.	L	0-3

SERIES

Home: 0-0, Away: 0-0, Neutral: 0-1

BELMONT

GT LEADS 1-0; SETS 3-0

DATE	LOCATION	W/L	SETS
9/18/99	Tuscaloosa, Ala.	W	3-0

SERIES

Home: 0-0, Away: 0-0, Neutral: 1-0

BETHUNE COOKMAN

GT LEADS 1-0; SETS 3-0

DATE	LOCATION	W/L	SETS
9/5/97	Atlanta, Ga.	W	3-0

SERIES

Home: 1-0, Away: 0-0, Neutral: 0-0

BOSTON COLLEGE

GT LEADS 22-3; SETS 69-21

DATE	LOCATION	W/L	SETS
9/16/95	Atlanta, Ga.	W	3-0
9/17/95	Atlanta, Ga.	W	3-0
10/8/05	Atlanta, Ga.	W	3-0
11/18/05	Chestnut Hill, Mass.	L	1-3
10/8/06	Chestnut Hill, Mass.	L	1-3
11/17/06	Atlanta, Ga.	W	3-1
10/20/07	Atlanta, Ga.	W	3-0
11/21/07	Chestnut Hill, Mass.	W	3-2
10/19/08	Chestnut Hill, Mass.	W	3-0
11/21/08	Atlanta, Ga.	W	3-0
10/10/09	Atlanta, Ga.	W	3-0
11/6/09	Chestnut Hill, Mass.	W	3-0
10/22/10	Atlanta, Ga.	W	3-0
10/9/11	Atlanta, Ga.	W	3-0
11/4/11	Chestnut Hill, Mass.	W	3-1
9/21/12	Atlanta, Ga.	W	3-0
10/28/12	Chestnut Hill, Mass.	W	3-0
10/27/13	Chestnut Hill, Mass.	W	3-2
11/22/13	Atlanta, Ga.	W	3-0
11/14/14	Atlanta, Ga.	W	3-2
9/27/15	Atlanta, Ga.	W	3-2
11/1/15	Chestnut Hill, Mass.	W	3-1
10/14/16	Atlanta, Ga.	W	3-1
10/6/17	Chestnut Hill, Mass.	L	1-3
10/22/17	Atlanta, Ga.	W	3-0

SERIES

Home: 15-0, Away: 7-3, Neutral: 0-0

BOWLING GREEN ST.

GT LEADS 2-0; SETS 6-0

DATE	LOCATION	W/L	SETS
12/4/93	Kansas City, Mo.	W	3-0
8/31/12	Bloomington, Ind.	W	3-0

SERIES

Home: 0-0, Away: 0-0, Neutral: 2-0

BRYAN

GT TRAILS 0-2; SETS 0-5

DATE	LOCATION	W/L	SETS
10/24/81	Atlanta, Ga.	L	0-2
10/22/82	Carrollton, Ga.	L	0-3

SERIES

Home: 0-1, Away: 0-0, Neutral: 0-1

CALIFORNIA

GT LEADS 1-0; SETS 3-1

DATE	LOCATION	W/L	SETS
12/12/03	Dallas, Texas	W	3-1

SERIES

Home: 0-0, Away: 0-0, Neutral: 1-0

CAL - RIVERSIDE

GT LEADS 1-0; SETS 3-1

DATE	LOCATION	W/L	SETS
9/6/13	Albuquerque, N.M.	W	3-1

SERIES

Home: 0-0, Away: 0-0, Neutral: 1-0

CAL - SAN DIEGO

GT TRAILS 0-1; SETS 0-3

DATE	LOCATION	W/L	SETS
9/12/92	Santa Barbara, Calif.	L	0-3

SERIES

Home: 0-0, Away: 0-0, Neutral: 0-1

CAL - SANTA BARBARA

GT TRAILS 1-2; SETS 4-6

DATE	LOCATION	W/L	SETS
8/30/97	Lexington, Ky.	L	1-3
9/10/99	Atlanta, Ga.	L	0-3
12/4/04	Long Beach, Calif.	W	3-0

SERIES

Home: 0-1, Away: 0-0, Neutral: 1-1

CAL ST. FULLERTON

GT LEADS 2-0; SETS 6-2

DATE	LOCATION	W/L	SETS
9/2/97	Fullerton, Calif.	W	3-2
8/24/12	Atlanta, Ga.	W	3-0

SERIES

Home: 1-0, Away: 1-0, Neutral: 0-0

CAL ST. NORTHRIDGE

GT TRAILS 0-1; SETS 0-3

DATE	LOCATION	W/L	SETS
9/11/92	Santa Barbara, Calif.	L	0-3

SERIES

Home: 0-0, Away: 0-0, Neutral: 0-1

CAMPBELL

GT LEADS 3-0; SETS 9-1

DATE	LOCATION	W/L	SETS
10/25/86	Rock Hill, S.C.	W	3-1
9/4/92	Conway, S.C.	W	3-0
9/7/96	Greenville, S.C.	W	3-0

SERIES

Home: 0-0, Away: 0-0, Neutral: 3-0

CHARLESTON SOUTHERN

GT LEADS 4-0; SETS 12-0

DATE	LOCATION	W/L	SETS
9/6/91	Conway, S.C.	W	3-0
10/18/91	Davidson, N.C.	W	3-0
9/1/94	Charlotte, N.C.	W	3-0
8/25/12	Atlanta, Ga.	W	3-0

SERIES HISTORY

SERIES

Home: 1-0, Away: 0-0, Neutral: 3-0

CHICAGO STATE

GT LEADS 1-0; SETS 3-0

DATE	LOCATION	W/L	SETS
9/10/95	Chicago, Ill.	W	3-0

SERIES

Home: 0-0, Away: 1-0, Neutral: 0-0

CINCINNATI

SERIES TIED 1-1; 4-4

DATE	LOCATION	W/L	SETS
10/30/88	Atlanta, Ga.	L	1-3
8/30/96	Lexington, Ky.	W	3-1

SERIES

Home: 0-1, Away: 0-0, Neutral: 1-0

CLEMSON

GT TRAILS 31-35; SETS 117-126

DATE	LOCATION	W/L	SETS
1980	Atlanta, Ga.	L	0-2
10/29/83	Atlanta, Ga.	L	0-3
11/5/83	Clemson, S.C.	L	0-3
10/16/84	Clemson, S.C.	L	1-3
10/22/85	Atlanta, Ga.	L	0-3
10/22/86	Clemson, S.C.	L	0-3
10/21/87	Atlanta, Ga.	L	1-3
10/18/88	Clemson, S.C.	L	2-3
10/3/89	Atlanta, Ga.	L	0-3
10/16/90	Clemson, S.C.	L	0-3
10/10/91	Atlanta, Ga.	L	2-3
9/29/92	Atlanta, Ga.	L	2-3
11/10/92	Clemson S.C.	W	3-1
9/28/93	Atlanta, Ga.	L	0-3
10/5/93	Clemson, S.C.	L	0-3
9/28/94	Atlanta, Ga.	W	3-0
10/11/94	Clemson, S.C.	L	0-3
11/19/94	Chapel Hill, N.C.	L	0-3
9/26/95	Clemson, S.C.	L	2-3
10/10/95	Atlanta, Ga.	W	3-0
9/25/96	Clemson, S.C.	W	3-0
10/23/96	Atlanta, Ga.	W	3-0
9/30/97	Clemson, S.C.	L	1-3
11/6/97	Atlanta, Ga.	W	3-1
11/23/97	Raleigh, N.C.	L	1-3
10/14/98	Clemson, S.C.	L	0-3
10/27/98	Atlanta, Ga.	W	3-1
11/21/98	College Park, Md.	L	2-3
10/1/99	Atlanta, Ga.	L	1-3
11/2/99	Clemson, S.C.	L	0-3
10/10/00	Atlanta, Ga.	W	3-0
10/27/00	Clemson, S.C.	W	3-0
9/28/01	Atlanta, Ga.	W	3-0
10/23/01	Clemson, S.C.	W	3-1
10/11/02	Clemson, S.C.	W	3-2
11/5/02	Atlanta, Ga.	W	3-1
10/14/03	Clemson, S.C.	W	3-0
11/15/03	Atlanta, Ga.	W	3-1
9/28/04	Clemson, S.C.	W	3-1
11/19/04	Charlottesville, Va.	L	1-3
10/18/05	Atlanta, Ga.	W	3-0
11/15/05	Clemson, S.C.	W	3-2
10/17/06	Clemson, S.C.	L	0-3
11/14/06	Atlanta, Ga.	W	3-2
10/16/07	Atlanta, Ga.	L	0-3
10/30/07	Clemson, S.C.	L	1-3
9/18/08	Clemson, S.C.	W	3-2
11/28/08	Atlanta, Ga.	L	2-3
9/11/09	Atlanta, Ga.	W	3-2
11/27/09	Clemson, S.C.	W	3-2
9/17/10	Clemson, S.C.	L	2-3
11/26/10	Atlanta, Ga.	W	3-2
9/16/11	Atlanta, Ga.	L	0-3
11/23/11	Atlanta, Ga.	L	1-3

9/14/12	Atlanta, Ga.	W	3-0
11/20/12	Clemson, S.C.	L	0-3
10/9/13	Clemson, S.C.	L	0-3
11/14/13	Atlanta, Ga.	W	3-1
10/12/14	Clemson, S.C.	L	1-3
11/28/14	Atlanta, Ga.	W	3-0
9/25/15	Clemson, S.C.	W	3-0
11/11/15	Atlanta, Ga.	L	1-3
10/5/16	Clemson, S.C.	W	3-0
10/26/16	Atlanta, Ga.	W	3-0
9/22/17	Clemson, S.C.	W	3-0
11/15/17	Atlanta, Ga.	W	3-0

SERIES

Home: 17-14, Away: 12-17, Neutral: 0-4

CLEVELAND STATE

GT LEADS 1-0; SETS 3-0

DATE	LOCATION	W/L	SETS
9/1/12	Atlanta, Ga.	W	3-0

SERIES

Home: 1-0, Away: 0-0, Neutral: 0-0

COASTAL CAROLINA

GT LEADS 10-4; SETS 34-15

DATE	LOCATION	W/L	SETS
10/24/86	Rock Hill, S.C.	L	0-2
9/20/87	Jacksonville, Fla.	W	3-1
9/13/88	Conway, S.C.	W	3-0
9/7/91	Conway, S.C.	W	3-0
9/27/91	Charlotte, N.C.	W	3-1
9/5/92	Conway, S.C.	W	3-0
9/4/93	Atlanta, Ga.	W	3-0
12/4/96	Cleveland, Ohio	W	3-0
9/9/00	Atlanta, Ga.	W	3-0
8/30/03	Atlanta, Ga.	W	3-0
9/21/13	Knoxville, Tenn.	L	1-3
8/2/15	Atlanta, Ga.	L	2-3
9/16/16	Conway, S.C.	L	1-3
9/17/16	Conway, S.C.	W	3-2

SERIES

Home: 3-1, Away: 4-1, Neutral: 3-2

COLLEGE OF CHARLESTON

GT LEADS 3-1; SETS 9-3

DATE	LOCATION	W/L	SETS
9/6/96	Greenville, S.C.	W	3-0
9/7/96	Greenville, S.C.	W	3-0
9/19/98	Greenville, S.C.	W	3-0
9/1/13	Atlanta, Ga.	L	0-3

SERIES

Home: 0-1, Away: 0-0, Neutral: 3-0

COLORADO

SERIES TIED 1-1; SETS 4-5

DATE	LOCATION	W/L	SETS
9/3/95	Boulder, Colo.	W	3-2
12/1/00	Richmond, Va.	L	1-3

SERIES

Home: 0-0, Away: 1-0, Neutral: 0-1

COLORADO STATE

GT TRAILS 0-3; SETS 2-9

DATE	LOCATION	W/L	SETS
9/16/00	Fort Collins, Colo.	L	0-3
7/7/01	Atlanta, Ga.	L	1-3
8/28/04	Fort Collins, Colo.	L	1-3

SERIES

Home: 0-1, Away: 0-2, Neutral: 0-0

COLUMBUS

GT LEADS 6-3; SETS 15-10

DATE	LOCATION	W/L	SETS
1980	Atlanta, Ga.	L	1-2
1980	Atlanta, Ga.	W	2-1
10/16/81	Atlanta, Ga.	L	1-2
11/9/81	Atlanta, Ga.	W	2-1
10/9/82	Columbus, Ga.	W	2-0
10/13/82	Columbus, Ga.	W	2-0
10/26/82	Columbus, Ga.	L	1-2
10/30/82	Tuskegee, Ala.	W	2-1
11/11/82	Atlanta, Ga.	W	2-1

SERIES

Home: 3-2, Away: 2-1, Neutral: 1-0

CONNECTICUT

GT LEADS 1-0; SETS 3-0

DATE	LOCATION	W/L	SETS
9/14/13	Atlanta, Ga.	W	3-0

SERIES

Home: 1-0, Away: 0-0, Neutral: 0-0

CORNELL

GT LEADS 1-0; SETS 3-0

DATE	LOCATION	W/L	SETS
9/21/02	Atlanta, Ga.	W	3-0

SERIES

Home: 1-0, Away: 0-0, Neutral: 0-0

CREIGHTON

GT LEADS 1-0; SETS 3-0

DATE	LOCATION	W/L	SETS
9/6/98	Forest Grove, Ore.	W	3-0

SERIES

Home: 0-0, Away: 0-0, Neutral: 1-0

DAVIDSON

GT LEADS 7-0; SETS 21-1

DATE	LOCATION	W/L	SETS
9/17/88	Davidson, N.C.	W	3-0
10/21/91	Davidson, N.C.	W	3-0
9/4/93	Atlanta, Ga.	W	3-0
9/2/94	Davidson, N.C.	W	3-0
9/3/94	Davidson, N.C.	W	3-0
9/1/00	Davidson, N.C.	W	3-0
9/2/00	Davidson, N.C.	W	3-1

SERIES

Home: 1-0, Away: 6-0, Neutral: 0-0

DENVER

GT TRAILS 0-1; SETS 1-3

DATE	LOCATION	W/L	SETS
9/18/09	Manhattan, Kan.	L	1-3

SERIES

Home: 0-0, Away: 0-0, Neutral: 0-1

DEPAUL

GT LEADS 1-0; SETS 3-0

DATE	LOCATION	W/L	SETS
9/10/95	Chicago, Ill.	W	3-0

SERIES

Home: 0-0, Away: 1-0, Neutral: 0-0

DUKE

GT TRAILS 21-46; SETS 94-151

DATE	LOCATION	W/L	SETS
1980	Atlanta, Ga.	L	0-2
10/30/81	Atlanta, Ga.	L	0-2
10/16/83	Durham, N.C.	L	0-3
9/28/84	Atlanta, Ga.	L	0-3
11/16/84	Raleigh, N.C.	L	0-3
11/7/85	Durham, N.C.	L	0-3
11/22/85	Chapel Hill, N.C.	L	0-3
11/1/86	Atlanta, Ga.	L	0-3
11/12/87	Durham, N.C.	L	0-3
10/2/88	Atlanta, Ga.	L	1-3
11/3/89	Durham, N.C.	L	0-3
11/18/89	Hilton Head, S.C.	L	0-3
10/7/90	Atlanta, Ga.	L	0-3
11/16/90	Hilton Head, S.C.	L	0-3
11/1/91	Durham, N.C.	L	0-3
11/23/91	Charlottesville, Va.	L	0-3
10/30/92	Durham, N.C.	L	0-3
10/16/93	Durham, N.C.	L	0-3
10/30/93	Atlanta, Ga.	L	2-3
10/22/94	Durham, N.C.	L	0-3
11/3/94	Atlanta, Ga.	W	3-2
10/27/95	Durham, N.C.	W	3-2
11/10/95	Atlanta, Ga.	W	3-0
10/19/96	Durham, N.C.	L	0-3
11/15/96	Atlanta, Ga.	W	3-0
11/23/96	Atlanta, Ga.	W	3-0
9/13/97	Chicago, Ill.	L	0-3
9/26/97	Atlanta, Ga.	L	1-3
11/15/97	Durham, N.C.	W	3-0
10/10/98	Atlanta, Ga.	W	3-2
10/25/98	Durham, N.C.	W	3-0
9/28/99	Durham, N.C.	W	3-1
11/12/99	Atlanta, Ga.	L	1-3
10/6/00	Durham, N.C.	W	3-0
10/21/00	Atlanta, Ga.	W	3-2
11/17/00	Long Beach, Calif.	L	2-3
9/18/01	Atlanta, Ga.	L	2-3
10/20/01	Durham, N.C.	L	1-3
10/15/02	Durham, N.C.	L	2-3
11/16/02	Atlanta, Ga.	W	3-1
11/23/02	Atlanta, Ga.	W	3-1
10/11/03	Durham, N.C.	W	3-0
11/4/03	Atlanta, Ga.	W	3-0
10/9/04	Durham, N.C.	W	3-0
11/5/04	Atlanta, Ga.	W	3-0
9/24/05	Atlanta, Ga.	L	1-3
10/28/05	Durham, N.C.	L	0-3
9/23/06	Durham, N.C.	L	1-3
10/27/06	Atlanta, Ga.	W	3-2
10/12/07	Durham, N.C.	L	2-3
11/8/07	Atlanta, Ga.	W	3-1
10/10/08	Atlanta, Ga.	L	2-3
11/8/08	Atlanta, Ga.	L	2-3
10/24/09	Atlanta, Ga.	L	2-3
9/24/10	Atlanta, Ga.	L	2-3
10/30/10	Durham, N.C.	L	0-3
9/23/11	Durham, N.C.	L	0-3
10/30/11	Atlanta, Ga.	L	1-3
10/13/12	Durham, N.C.	L	2-3
11/15/12	Atlanta, Ga.	L	1-3
10/18/13	Atlanta, Ga.	L	0-3
11/16/13	Durham, N.C.	L	1-3
9/26/14	Durham, N.C.	L	1-3
11/6/15	Atlanta, Ga.	W	3-0
10/23/16	Durham, N.C.	W	3-1
9/24/17	Durham, N.C.	L	0-3
10/27/17	Atlanta, Ga.	L	1-3

SERIES

Home: 13-19, Away: 8-20, Neutral: 0-7

EAST CAROLINA

GT LEADS 4-1; SETS 13-4

DATE	LOCATION	W/L	SETS
9/26/87	Charlotte, N.C.	W	3-1
9/17/88	Greenville, N.C.	W	3-0

SERIES HISTORY

10/27/89	Atlanta, Ga.	L	1-3
9/4/93	Atlanta, Ga.	W	3-0
9/5/93	Atlanta, Ga.	W	3-0

SERIES

Home: 2-1, Away: 1-0, Neutral: 1-0

EAST TENNESSEE ST.

GT TRAILS 2-3; SETS 10-9

DATE	LOCATION	W/L	SETS
10/24/87	Atlanta, Ga.	L	1-3
10/21/88	Johnson City, Tenn.	W	3-0
10/13/90	Cookeville, Tenn.	L	1-3
9/3/94	Davidson, N.C.	W	3-0
9/13/14	Nashville, Tenn.	L	2-3

SERIES

Home: 0-1, Away: 1-0, Neutral: 1-2

EASTERN ILLINOIS

GT LEADS 1-0; SETS 3-0

DATE	LOCATION	W/L	SETS
9/13/08	University, Miss.	W	3-0

SERIES

Home: 0-0, Away: 0-0, Neutral: 1-0

ERSKINE

GT TRAILS 0-2; SETS 0-4

DATE	LOCATION	W/L	SETS
1980	Atlanta, Ga.	L	0-2
9/24/83	Atlanta, Ga.	L	0-2

SERIES

Home: 0-2, Away: 0-0, Neutral: 0-0

EVANSVILLE

GT TRAILS 0-1; SETS 0-3

DATE	LOCATION	W/L	SETS
10/13/90	Cookeville, Tenn.	L	0-3

SERIES

Home: 0-0, Away: 0-0, Neutral: 0-1

FLAGLER

GT LEADS 1-0; SETS 2-1

DATE	LOCATION	W/L	SETS
9/26/81	Atlanta, Ga.	W	2-1

SERIES

Home: 1-0, Away: 0-0, Neutral: 0-0

FLORIDA

GT TRAILS 0-1; SETS 1-3

DATE	LOCATION	W/L	SETS
9/8/12	Gainesville, Fla.	L	1-3

SERIES

Home: 0-0, Away: 0-1, Neutral: 0-0

FLORIDA A&M

GT LEADS 12-0; SETS 33-3

DATE	LOCATION	W/L	SETS
10/30/82	Tuskegee, Ala.	W	2-1
10/30/82	Tuskegee, Ala.	W	1-0
10/15/00	Tallahassee, Fla.	W	3-0
10/27/01	Tallahassee, Fla.	W	3-1
9/6/02	Atlanta, Ga.	W	3-1
11/10/02	Tallahassee, Fla.	W	3-0
11/29/02	Atlanta, Ga.	W	3-0
12/5/02	New Orleans, La.	W	3-0
12/5/03	Dallas, Texas	W	3-0

9/19/08	Clemson, S.C.	W	3-0
9/18/10	Clemson, S.C.	W	3-0
8/30/13	Atlanta, Ga.	W	3-0

SERIES

Home: 3-0, Away: 3-0, Neutral: 6-0

FLORIDA ATLANTIC

GT LEADS 2-0; SETS 6-1

DATE	LOCATION	W/L	SETS
10/2/93	Atlanta, Ga.	W	3-1
10/9/94	Atlanta, Ga.	W	3-0

SERIES

Home: 2-0, Away: 0-0, Neutral: 0-0

FLORIDA GULF COAST

GT LEADS 1-0; SETS 3-0

DATE	LOCATION	W/L	SETS
9/10/10	Athens, Ga.	W	3-0

SERIES

Home: 0-0, Away: 0-0, Neutral: 1-0

FIU

GT LEADS 1-0; SETS 3-0

DATE	LOCATION	W/L	SETS
9/21/02	Atlanta, Ga.	W	3-0

SERIES

Home: 1-0, Away: 0-0, Neutral: 0-0

FLORIDA STATE

GT LEADS 30-21; SETS 107-87

DATE	LOCATION	W/L	SETS
11/10/91	Atlanta, Ga.	W	3-2
10/17/92	Tallahassee, Fla.	L	2-3
9/25/93	Tallahassee, Fla.	L	0-3
11/5/93	Atlanta, Ga.	W	3-1
10/1/94	Tallahassee, Fla.	W	3-0
11/12/94	Atlanta, Ga.	W	3-0
9/22/95	Atlanta, Ga.	W	3-1
10/6/95	Tallahassee, Fla.	W	3-0
9/29/96	Tallahassee, Fla.	W	3-1
10/13/96	Atlanta, Ga.	W	3-1
11/22/96	Atlanta, Ga.	W	3-0
10/5/97	Tallahassee, Fla.	L	1-3
10/25/97	Atlanta, Ga.	W	3-1
11/22/97	Raleigh, N.C.	W	3-1
9/27/98	Atlanta, Ga.	W	3-1
10/30/98	Tallahassee, Fla.	L	0-3
10/9/99	Atlanta, Ga.	W	3-0
11/7/99	Tallahassee, Fla.	W	3-1
10/13/00	Tallahassee, Fla.	W	3-2
11/10/00	Atlanta, Ga.	L	1-3
9/22/01	Atlanta, Ga.	W	3-0
10/28/01	Tallahassee, Fla.	L	2-3
10/6/02	Atlanta, Ga.	W	3-2
11/8/02	Tallahassee, Fla.	W	3-0
11/24/02	Atlanta, Ga.	W	3-1
10/18/03	Tallahassee, Fla.	W	3-0
11/8/03	Atlanta, Ga.	W	3-0
11/21/03	Orlando, Fla.	W	3-1
10/29/04	Atlanta, Ga.	W	3-1
9/30/05	Tallahassee, Fla.	W	3-2
11/5/05	Atlanta, Ga.	L	0-3
9/29/06	Atlanta, Ga.	L	2-3
11/5/06	Tallahassee, Fla.	W	3-1
10/5/07	Tallahassee, Fla.	L	1-3
11/17/07	Atlanta, Ga.	W	3-1
10/3/08	Atlanta, Ga.	W	3-0
11/16/08	Tallahassee, Fla.	L	1-3
10/2/09	Tallahassee, Fla.	W	3-2
11/14/09	Atlanta, Ga.	L	0-3
10/10/10	Tallahassee, Fla.	W	3-0
11/5/10	Atlanta, Ga.	L	0-3

10/14/11	Tallahassee, Fla.	L	0-3
11/19/11	Atlanta, Ga.	L	1-3
10/19/12	Atlanta, Ga.	L	2-3
10/4/13	Atlanta, Ga.	W	3-1
11/29/13	Tallahassee, Fla.	L	0-3
10/5/14	Atlanta, Ga.	L	0-3
10/4/15	Tallahassee, Fla.	L	0-3
11/25/15	Atlanta, Ga.	L	2-3
11/25/16	Tallahassee, Fla.	L	2-3
11/24/17	Atlanta, Ga.	L	0-3

SERIES

Home: 17-10, Away: 11-11, Neutral: 2-0

FORTEBONNE

GT TRAILS 0-1; SETS 0-3

DATE	LOCATION	W/L	SETS
10/27/84	Greenville, S.C.	L	0-3

SERIES

Home: 0-0, Away: 0-0, Neutral: 0-1

FURMAN

GT LEADS 10-8; SETS 37-27

DATE	LOCATION	W/L	SETS
9/21/83	Greenville, S.C.	L	0-2
10/9/84	Atlanta, Ga.	L	0-3
10/26/84	Greenville, S.C.	L	0-3
9/24/86	Greenville, S.C.	W	3-1
9/19/87	Jacksonville, Fla.	W	3-1
9/25/87	Charlotte, N.C.	L	1-3
10/29/87	Atlanta, Ga.	L	2-3
9/14/88	Greenville, S.C.	W	3-0
10/7/89	Atlanta, Ga.	W	3-0
9/29/90	Charlotte, N.C.	L	1-3
10/9/90	Greenville, S.C.	L	1-3
9/5/96	Greenville, S.C.	W	3-0
9/5/97	Atlanta, Ga.	W	3-0
9/17/98	Greenville, S.C.	W	3-0
8/31/08	Athens, Ga.	W	3-1
9/15/11	Clemson, S.C.	W	3-1
8/27/16	Auburn, Ala.	W	3-0
8/26/17	Atlanta, Ga.	L	2-3

SERIES

Home: 2-3, Away: 4-3, Neutral: 4-2

GARDNER WEBB

GT LEADS 1-0; SETS 3-0

DATE	LOCATION	W/L	SETS
8/30/14	Columbia, S.C.	W	3-0

SERIES

Home: 0-0, Away: 0-0, Neutral: 1-0

GEORGE MASON

GT LEADS 3-0; SETS 9-1

DATE	LOCATION	W/L	SETS
11/4/92	Atlanta, Ga.	W	3-0
11/30/94	Austin, Texas	W	3-1
8/31/02	Fairfax, Va.	W	3-0

SERIES

Home: 1-0, Away: 1-0, Neutral: 1-0

GEORGETOWN

SERIES TIED 1-1; SETS 5-3

DATE	LOCATION	W/L	SETS
10/4/91	Washington, D.C.	L	2-3
9/9/01	Atlanta, Ga.	W	3-0

SERIES

Home: 1-0, Away: 0-1, Neutral: 0-0

GEORGE WASHINGTON

GT LEADS 1-0; SETS 3-1

DATE	LOCATION	W/L	SETS
9/9/05	Atlanta, Ga.	W	3-1

SERIES

Home: 1-0, Away: 0-0, Neutral: 0-0

GEORGIA

GT TRAILS 16-23; SETS 57-75

DATE	LOCATION	W/L	SETS
1980	Atlanta, Ga.	L	0-2
10/5/81	Atlanta, Ga.	L	0-2
11/3/81	Atlanta, Ga.	L	0-2
10/4/82	Athens, Ga.	L	0-2
10/22/82	Carrollton, Ga.	L	0-2
10/21/83	Atlanta, Ga.	L	0-3
10/5/84	Atlanta, Ga.	L	0-3
10/25/84	Athens, Ga.	L	0-3
10/3/85	Athens, Ga.	L	0-3
10/29/85	Atlanta, Ga.	L	0-3
10/14/86	Athens, Ga.	L	1-3
11/4/86	Atlanta, Ga.	L	0-3
10/27/87	Atlanta, Ga.	L	1-3
9/22/88	Atlanta, Ga.	L	1-3
11/8/88	Athens, Ga.	L	0-3
10/18/89	Atlanta, Ga.	L	1-3
11/14/90	Athens, Ga.	L	0-3
10/15/91	Atlanta, Ga.	L	2-3
10/7/92	Athens, Ga.	L	0-3
11/27/98	Athens, Ga.	L	1-3
11/26/99	Atlanta, Ga.	W	3-1
11/24/00	Athens, Ga.	W	3-0
11/23/01	Atlanta, Ga.	W	3-0
9/10/02	Athens, Ga.	W	3-1
11/12/03	Atlanta, Ga.	W	3-0
11/23/04	Athens, Ga.	W	3-0
12/3/04	Long Beach, Calif.	W	3-0
9/18/05	Athens, Ga.	L	0-3
9/1/06	Atlanta, Ga.	W	3-2
9/7/07	Atlanta, Ga.	W	3-1
8/29/08	Athens, Ga.	W	3-1
8/28/09	Atlanta, Ga.	W	3-2
9/11/10	Athens, Ga.	W	3-2
9/9/11	Atlanta, Ga.	W	3-0
10/16/12	Athens, Ga.	W	3-1
9/19/14	Atlanta, Ga.	L	1-3
9/4/15	Athens, Ga.	W	3-0
9/9/16	Atlanta, Ga.	W	3-0
9/15/17	Athens, Ga.	L	1-3

SERIES

Home: 8-12, Away: 7-10, Neutral: 1-1

GEORGIA SOUTHERN

GT LEADS 7-0; SETS 21-2

DATE	LOCATION	W/L	SETS
10/23/87	Atlanta, Ga.	W	3-0
11/9/88	Statesboro, Ga.	W	3-0
10/8/89	Atlanta, Ga.	W	3-0
10/22/90	Statesboro, Ga.	W	3-0
9/17/91	Atlanta, Ga.	W	3-0
10/10/92	Atlanta, Ga.	W	3-2
9/4/15	Athens, Ga.	W	3-0

SERIES

Home: 4-0, Away: 2-0, Neutral: 1-0

GEORGIA STATE

GT LEADS 37-3; SETS 112-17

DATE	LOCATION	W/L	SETS
9/26/85	Atlanta, Ga.	Wa	3-0
10/15/85	Atlanta, Ga.	Wa	2-1
10/1/86	Atlanta, Ga.	Wa	3-1
10/16/86	Atlanta, Ga.	Wh	3-0
9/20/87	Jacksonville, Fla.	W	3-0

SERIES HISTORY

9/29/87	Atlanta, Ga.	Wh	3-0
11/3/87	Atlanta, Ga.	Wa	3-1
9/23/88	Atlanta, Ga.	Wh	3-0
10/11/88	Atlanta, Ga.	Wh	3-0
9/29/89	Atlanta, Ga.	Wh	3-1
10/16/89	Atlanta, Ga.	Wa	3-2
9/25/90	Atlanta, Ga.	Lh	1-3
10/1/90	Atlanta, Ga.	La	0-3
10/1/91	Atlanta, Ga.	Wa	3-1
11/5/91	Atlanta, Ga.	Wh	3-0
9/18/92	Atlanta, Ga.	Wa	3-0
9/26/92	Atlanta, Ga.	Wh	3-0
10/20/92	Atlanta, Ga.	Wh	3-0
9/1/93	Atlanta, Ga.	Wa	3-0
9/22/93	Atlanta, Ga.	Wh	3-0
10/1/93	Atlanta, Ga.	Wa	3-0
10/26/94	Atlanta, Ga.	Wh	3-0
11/7/94	Atlanta, Ga.	Wa	3-0
10/17/95	Atlanta, Ga.	Wa	3-0
10/31/95	Atlanta, Ga.	Wh	3-0
11/4/96	Atlanta, Ga.	Wa	3-0
9/20/97	Atlanta, Ga.	Wh	3-0
9/9/98	Atlanta, Ga.	La	1-3
9/14/99	Atlanta, Ga.	Wh	3-0
9/2/00	Davidson, N.C.	W	3-0
9/12/00	Atlanta, Ga.	Wa	3-0
9/17/02	Atlanta, Ga.	Wa	3-0
10/4/03	Atlanta, Ga.	Wh	3-0
10/19/04	Atlanta, Ga.	Wa	3-1
10/8/05	Atlanta, Ga.	Wh	3-0
9/2/06	Atlanta, Ga.	Wh	3-0
8/31/08	Athens, Ga.	W	3-0
9/18/10	Clemson, S.C.	W	3-0
9/16/12	Atlanta, Ga.	Wh	3-0
9/8/16	Atlanta, Ga.	Wh	3-0

SERIES

Home: 18-1, Away: 15-2, Neutral: 4-0

HAWAII

GT TRAILS 0-2; SETS 1-6

DATE	LOCATION	W/L	SETS
9/9/93	Honolulu, Hawaii	L	0-3
12/3/03	Dallas, Texas	L	1-3

SERIES

Home: 0-0, Away: 0-1, Neutral: 0-1

HOUSTON BAPTIST

GT LEADS 1-0; SETS 3-0

DATE	LOCATION	W/L	SETS
9/3/11	Houston, Texas	W	3-0

SERIES

Home: 0-0, Away: 1-0, Neutral: 0-0

HUNTINGTON

GT LEADS 3-0; SETS 6-1

DATE	LOCATION	W/L	SETS
11/9/81	Atlanta, Ga.	W	2-1
10/8/82	Columbus, Ga.	W	2-0
10/26/82	Huntington, Ind.	W	2-0

SERIES

Home: 1-0, Away: 1-0, Neutral: 1-0

IDAHO STATE

GT TRAILS 0-1; SETS 0-3

DATE	LOCATION	W/L	SETS
9/6/13	Albuquerque, N.M.	L	0-3

SERIES

Home: 0-0, Away: 0-0, Neutral: 0-1

ILLINOIS

GT TRAILS 0-4; SETS 1-12

DATE	LOCATION	W/L	SETS
9/10/94	Champaign, Ill.	L	0-3
9/11/94	Champaign, Ill.	L	1-3
9/8/95	Chicago, Ill.	L	0-3
9/12/97	Chicago, Ill.	L	0-3

SERIES

Home: 0-0, Away: 0-2, Neutral: 0-2

ILLINOIS STATE

SERIES TIED 1-1; SETS 5-4

DATE	LOCATION	W/L	SETS
9/10/97	Normal, Ill.	L	2-3
9/16/99	Atlanta, Ga.	W	3-1

SERIES

Home: 1-0, Away: 0-1, Neutral: 0-0

INDIANA

GT TRAILS 0-2; SETS 3-6

DATE	LOCATION	W/L	SETS
8/27/10	Murfreesboro, Tenn.	L	2-3
9/1/12	Bloomington, Ind.	L	1-3

SERIES

Home: 0-0, Away: 0-1, Neutral: 0-1

IPFW

GT LEADS 1-0; SETS 3-0

DATE	LOCATION	W/L	SETS
9/19/04	Oxford, Ohio	W	3-0

SERIES

Home: 0-0, Away: 0-0, Neutral: 1-0

JACKSONVILLE

GT LEADS 3-2; SETS 9-5

DATE	LOCATION	W/L	SETS
10/22/82	Carrollton, Ga.	L	0-2
9/19/87	Jacksonville, Fla.	L	0-3
9/20/92	Atlanta, Ga.	W	3-0
9/8/12	Gainesville, Fla.	W	3-0
8/29/14	Columbia, S.C.	W	3-0

SERIES

Home: 1-0, Away: 0-1, Neutral: 2-1

JACKSONVILLE ST.

GT LEADS 3-2; SETS 9-4

DATE	LOCATION	W/L	SETS
1980	Atlanta, Ga.	L	0-2
10/9/82	Columbus, Ga.	L	0-2
10/10/92	Douglasville, Ga.	W	3-0
9/6/96	Greenville, S.C.	W	3-0
9/21/13	Knoxville, Tenn.	W	3-0

SERIES

Home: 0-1, Away: 0-0, Neutral: 3-1

JAMES MADISON

GT TRAILS 1-2; SETS 3-7

DATE	LOCATION	W/L	SETS
10/8/88	Harrisonburg, Va.	W	3-1
10/6/89	Atlanta, Ga.	L	0-3
11/9/90	Harrisonburg, Va.	L	0-3

SERIES

Home: 0-1, Away: 1-1, Neutral: 0-0

KANSAS

GT LEADS 1-0; SETS 3-0

DATE	LOCATION	W/L	SETS
------	----------	-----	------

12/3/93 Kansas City, Mo. W 3-0

SERIES

Home: 0-0, Away: 0-0, Neutral: 1-0

KANSAS STATE

GT LEADS 3-2; SETS 11-810

DATE	LOCATION	W/L	SETS
9/14/02	Tampa, Fla.	W	3-1
9/4/10	Denver, Colo.	L	0-3
8/26/11	Atlanta, Ga.	W	3-1
9/3/16	Manhattan, Kan.	L	2-3
9/8/17	Atlanta, Ga.	W	3-2

SERIES

Home: 2-0, Away: 0-1, Neutral: 1-1

KENNESAW STATE

GT LEADS 2-1; SETS 7-5

DATE	LOCATION	W/L	SETS
9/23/14	Atlanta, Ga.	W	3-0
9/18/15	Kennesaw, Ga.	L	1-3
9/8/16	Atlanta, Ga.	W	3-2

SERIES

Home: 2-0, Away: 0-1, Neutral: 0-0

KENTUCKY

GT TRAILS 2-3; SETS 10-11

DATE	LOCATION	W/L	SETS
10/3/93	Atlanta, Ga.	L	2-3
9/1/95	Boulder, Colo.	W	3-1
8/31/96	Lexington, Ky.	W	3-1
9/9/06	Lexington, Ky.	L	1-3
9/8/07	Atlanta, Ga.	L	1-3

SERIES

Home: 0-2, Away: 1-1, Neutral: 1-0

LAKE CITY

GT TRAILS 0-3; SETS 1-6

DATE	LOCATION	W/L	SETS
9/26/81	Atlanta, Ga.	L	0-2
11/6/81	Atlanta, Ga.	L	1-2
10/8/82	Columbus, Ga.	L	0-2

SERIES

Home: 0-2, Away: 0-0, Neutral: 0-1

LAKE ERIE

GT LEADS 1-0; SETS 3-2

DATE	LOCATION	W/L	SETS
10/19/91	Davidson, N.C.	W	3-2

SERIES

Home: 0-0, Away: 0-0, Neutral: 1-0

LIPSCOMB

GT LEADS 1-0; SETS 3-2

DATE	LOCATION	W/L	SETS
9/12/14	Nashville, Tenn.	W	3-2

SERIES

Home: 0-0, Away: 1-0, Neutral: 0-0

LIBERTY

GT TRAILS 0-1; SETS 1-3

DATE	LOCATION	W/L	SETS
10/8/88	Lynchburg, Va.	L	1-3

SERIES

Home: 0-0, Away: 0-1, Neutral: 0-0

LONG BEACH STATE

GT TRAILS 0-2; SETS 2-6

DATE	LOCATION	W/L	SETS
8/29/97	Long Beach, Calif.	L	0-3
11/28/03	Long Beach, Calif.	L	2-3

SERIES

Home: 0-0, Away: 0-2, Neutral: 0-0

LONG ISLAND

GT LEADS 1-0; SETS 3-1

DATE	LOCATION	W/L	SETS
9/10/05	Atlanta, Ga.	W	3-1

SERIES

Home: 1-0, Away: 0-0, Neutral: 0-0

LA-LAFAYETTE

GT LEADS 1-0; SETS 3-0

DATE	LOCATION	W/L	SETS
9/7/12	Gainesville, Fla.	W	3-0

SERIES

Home: 0-0, Away: 0-0, Neutral: 1-0

LOUISVILLE

GT TRAILS 3-5; SETS 13-18

DATE	LOCATION	W/L	SETS
12/1/01	San Diego, Calif.	L	2-3
9/6/02	Atlanta, Ga.	W	3-0
8/27/11	Atlanta, Ga.	W	3-2
9/28/14	Louisville, Ky.	L	2-3
10/9/15	Atlanta, Ga.	L	0-3
11/22/15	Louisville, Ky.	L	0-3
11/18/16	Atlanta, Ga.	W	3-1
10/15/17	Louisville, Ky.	L	0-3

SERIES

Home: 3-1, Away: 0-3, Neutral: 0-1

LOYOLA-CHICAGO

GT LEADS 1-0; SETS 3-0

DATE	LOCATION	W/L	SETS
9/15/00	Fort Collins, Colo.	W	3-0

SERIES

Home: 0-0, Away: 0-0, Neutral: 1-0

LOYOLA-MARYMOUNT

GT TRAILS 0-1; SETS 2-3

DATE	LOCATION	W/L	SETS
9/3/10	Manhattan, Kan.	L	2-3

SERIES

Home: 0-0, Away: 0-0, Neutral: 0-1

LSU

SERIES TIED 1-1; SETS 4-3

DATE	LOCATION	W/L	SETS
12/3/93	Kansas City, Mo.	L	1-3
9/8/01	Atlanta, Ga.	W	3-0

SERIES

Home: 1-0, Away: 0-0, Neutral: 0-1

MARSHALL

GT LEADS 1-0; SETS 3-2

DATE	LOCATION	W/L	SETS
9/14/96	Minneapolis, Minn.	W	3-2

SERIES

SERIES HISTORY

Home: 0-0, Away: 0-0, Neutral: 1-0

MARYLAND

SERIES TIED 28-28; SETS 113-104

DATE	LOCATION	W/L	SETS
10/30/81	Atlanta, Ga.	L	0-2
11/4/83	College Park, Md.	L	0-3
11/1/84	Atlanta, Ga.	L	0-3
11/2/85	College Park, Md.	L	0-3
11/7/86	Atlanta, Ga.	L	0-3
10/3/87	College Park, Md.	L	1-3
11/5/88	Atlanta, Ga.	L	1-3
10/13/89	College Park, Md.	L	0-3
10/28/90	Atlanta, Ga.	L	0-3
10/5/91	College Park, Md.	L	1-3
10/3/92	Atlanta, Ga.	W	3-2
10/9/93	Atlanta, Ga.	W	3-1
11/12/93	College Park, Md.	W	3-0
11/19/93	Durham, N.C.	L	2-3
9/24/94	College Park, Md.	L	1-3
10/15/94	Atlanta, Ga.	W	3-0
9/29/95	College Park, Md.	L	1-3
10/20/95	Atlanta, Ga.	W	3-0
11/18/95	Clemson, S.C.	W	3-0
10/4/96	College Park, Md.	L	1-3
11/2/96	Atlanta, Ga.	L	1-3
11/24/96	Atlanta, Ga.	L	0-3
10/17/97	Atlanta, Ga.	L	2-3
11/1/97	College Park, Md.	L	2-3
10/2/98	College Park, Md.	W	3-2
11/7/98	Atlanta, Ga.	W	3-1
10/16/99	College Park, Md.	L	2-3
10/29/99	Atlanta, Ga.	W	3-0
9/30/00	Atlanta, Ga.	W	3-1
11/3/00	College Park, Md.	W	3-0
10/12/01	Atlanta, Ga.	W	3-2
11/10/01	College Park, Md.	W	3-1
11/16/01	Tallahassee, Fla.	L	2-3
9/27/02	College Park, Md.	W	3-1
10/26/02	Atlanta, Ga.	W	3-1
10/3/03	Atlanta, Ga.	W	3-1
11/1/03	College Park, Md.	L	2-3
11/23/03	Orlando, Fla.	L	1-3
10/16/04	Atlanta, Ga.	W	3-0
11/12/04	College Park, Md.	W	3-0
10/7/05	Atlanta, Ga.	W	3-2
11/19/05	College Park, Md.	L	1-3
10/6/06	College Park, Md.	L	2-3
11/18/06	Atlanta, Ga.	W	3-2
10/19/07	Atlanta, Ga.	W	3-2
11/23/07	College Park, Md.	L	2-3
10/17/08	College Park, Md.	W	3-0
11/22/08	Atlanta, Ga.	W	3-0
10/9/09	Atlanta, Ga.	W	3-0
11/8/09	College Park, Md.	W	3-0
10/23/10	Atlanta, Ga.	L	0-3
10/7/11	Atlanta, Ga.	W	3-1
11/6/11	College Park, Md.	W	3-1
9/23/12	Atlanta, Ga.	W	3-0
10/26/12	College Park, Md.	L	2-3
9/27/13	College Park, Md.	L	2-3

SERIES

Home: 18-9, Away: 9-16, Neutral: 1-3

MASSACHUSETTS

GT LEADS 1-0; SETS 3-0

DATE	LOCATION	W/L	SETS
9/16/00	Fort Collins, Colo.	W	3-0

SERIES

Home: 0-0, Away: 0-0, Neutral: 1-0

MERCER

GT LEADS 29-1; SETS 78-9

DATE	LOCATION	W/L	SETS
1980	Atlanta, Ga.	W	2-0
1980	Atlanta, Ga.	W	3-0

1980	Atlanta, Ga.	W	2-0
1980	Atlanta, Ga.	W	2-0
1980	Atlanta, Ga.	W	2-0
1980	Atlanta, Ga.	W	3-0
9/30/81	Atlanta, Ga.	W	3-1
10/27/81	Atlanta, Ga.	W	2-1
11/5/81	Atlanta, Ga.	W	2-0
10/7/82	Atlanta, Ga.	W	3-1
10/12/82	Atlanta, Ga.	W	2-0
10/27/82	Atlanta, Ga.	W	2-1
11/3/82	Macon, Ga.	L	1-2
10/6/83	Atlanta, Ga.	W	2-0
11/2/83	Atlanta, Ga.	W	2-0
10/5/87	Atlanta, Ga.	W	3-0
11/2/87	Macon, Ga.	W	3-0
9/23/88	Atlanta, Ga.	W	3-0
10/27/88	Macon, Ga.	W	3-0
9/19/89	Macon, Ga.	W	3-0
11/11/89	Atlanta, Ga.	W	3-0
10/23/90	Macon, Ga.	W	3-0
11/12/91	Atlanta, Ga.	W	3-2
9/19/92	Atlanta, Ga.	W	3-0
10/18/92	Macon, Ga.	W	3-0
9/6/97	Atlanta, Ga.	W	3-1
11/3/98	Atlanta, Ga.	W	3-0
8/29/09	Atlanta, Ga.	W	3-0
9/10/11	Atlanta, Ga.	W	3-0
9/3/15	Athens, Ga.	W	3-0

SERIES

Home: 23-0, Away: 5-1, Neutral: 1-0

MIAMI

GT TRAILS 9-15; SETS 44-57

DATE	LOCATION	W/L	SETS
10/30/04	Atlanta, Ga.	W	3-0
10/2/05	Coral Gables, Fla.	W	3-2
11/4/05	Atlanta, Ga.	L	0-3
9/30/06	Atlanta, Ga.	L	1-3
11/3/06	Coral Gables, Fla.	W	3-2
10/7/07	Coral Gables, Fla.	W	3-1
11/16/07	Atlanta, Ga.	W	3-1
10/4/08	Atlanta, Ga.	L	1-3
11/14/08	Coral Gables, Fla.	L	2-3
10/4/09	Coral Gables, Fla.	L	2-3
11/13/09	Atlanta, Ga.	L	2-3
10/8/10	Coral Gables, Fla.	W	3-2
11/6/10	Atlanta, Ga.	W	3-1
10/16/11	Coral Gables, Fla.	W	3-1
11/18/11	Atlanta, Ga.	L	2-3
10/21/12	Atlanta, Ga.	L	0-3
10/5/13	Atlanta, Ga.	L	1-3
11/27/13	Coral Gables, Fla.	L	1-3
10/19/14	Coral Gables, Fla.	L	0-3
11/26/14	Atlanta, Ga.	L	1-3
10/2/15	Coral Gables, Fla.	L	1-3
11/27/15	Atlanta, Ga.	L	1-3
11/23/16	Coral Gables, Fla.	W	3-2
11/22/17	Atlanta, Ga.	L	2-3

SERIES

Home: 3-10, Away: 6-5, Neutral: 0-0

MIAMI (OHIO)

GT LEADS 3-0; SETS 9-2

DATE	LOCATION	W/L	SETS
8/31/96	Lexington, Ky.	W	3-1
9/7/02	Atlanta, Ga.	W	3-1
9/17/04	Oxford, Ohio	W	3-0

SERIES

Home: 1-0, Away: 1-0, Neutral: 1-0

MICHIGAN

GT TRAILS 0-4; SETS 5-12

DATE	LOCATION	W/L	SETS
9/17/05	Athens, Ga.	L	0-3
9/15/07	Ann Arbor, Mich.	L	2-3

9/7/08	Atlanta, Ga.	L	2-3
9/3/16	Manhattan, Kan.	L	1-3

SERIES

Home: 0-1, Away: 0-1, Neutral: 0-2

MICHIGAN STATE

GT LEADS 3-0; SETS 9-2

DATE	LOCATION	W/L	SETS
9/13/02	Tampa, Fla.	W	3-1
9/12/03	Lincoln, Neb.	W	3-0
8/26/17	Atlanta, Ga.	W	3-1

SERIES

Home: 1-0, Away: 0-0, Neutral: 2-0

MIDDLE TENNESSEE ST.

GT TRAILS 2-3; SETS 9-9

DATE	LOCATION	W/L	SETS
9/22/90	New Orleans, La.	W	3-0
9/18/04	Oxford, Ohio	W	3-0
9/4/09	Murfreesboro, Tenn.	L	1-3
10/26/10	Atlanta, Ga.	L	1-3
10/26/11	Murfreesboro, Tenn.	L	1-3

SERIES

Home: 0-1, Away: 0-2, Neutral: 2-0

MINNESOTA

GT TRAILS 1-5; SETS 8-17

DATE	LOCATION	W/L	SETS
9/13/96	Minneapolis, Minn.	W	3-2
9/6/97	Atlanta, Ga.	L	0-3
9/8/00	Atlanta, Ga.	L	1-3
12/6/02	New Orleans, La.	L	1-3
12/10/04	Long Beach, Calif.	L	2-3
9/19/09	Denver, Colo.	L	1-3

SERIES

Home: 0-2, Away: 1-0, Neutral: 0-3

MISSISSIPPI

GT LEADS 2-1; SETS 7-6

DATE	LOCATION	W/L	SETS
9/14/91	University, Miss.	L	1-3
9/12/08	University, Miss.	W	3-2
9/12/09	Atlanta, Ga.	W	3-1

SERIES

Home: 1-0, Away: 1-1, Neutral: 0-0

MISSISSIPPI STATE

GT TRAILS 0-5; SETS 2-14

DATE	LOCATION	W/L	SETS
9/30/83	Starkville, Miss.	L	0-3
10/20/84	Carrollton, Ga.	L	1-2
9/20/85	Birmingham, Ala.	L	0-3
10/19/86	Atlanta, Ga.	L	0-3
9/1/06	Atlanta, Ga.	L	1-3

SERIES

Home: 0-2, Away: 0-1, Neutral: 0-2

MONTANA

GT TRAILS 0-1; SETS 0-3

DATE	LOCATION	W/L	SETS
9/11/92	Santa Barbara, Calif.	L	0-3

SERIES

Home: 0-0, Away: 0-0, Neutral: 0-1

MONTEVALLO

GT TRAILS 0-2; SETS 0-4

DATE	LOCATION	W/L	SETS
10/10/81	Atlanta, Ga.	L	0-2
10/19/84	Carrollton, Ga.	L	0-2

SERIES

Home: 0-1, Away: 0-0, Neutral: 0-1

MOREHEAD STATE

GT TRAILS 1-2; SETS 3-6

DATE	LOCATION	W/L	SETS
9/30/83	Morehead, Ky.	L	0-3
11/15/85	Atlanta, Ga.	L	0-3
9/12/92	Santa Barbara, Calif.	W	3-0

SERIES

Home: 0-1, Away: 0-1, Neutral: 1-0

NEBRASKA

SERIES TIED 1-1; SETS 3-5

DATE	LOCATION	W/L	SETS
9/14/03	Lincoln, Neb.	W	3-2
9/12/15	Lincoln, Neb.	L	0-3

SERIES

Home: 0-0, Away: 1-1, Neutral: 0-0

NEW MEXICO

GT TRAILS 0-1; SETS 1-3

DATE	LOCATION	W/L	SETS
9/7/13	Albuquerque, N.M.	L	1-3

SERIES

Home: 0-0, Away: 0-1, Neutral: 0-0

NEW ORLEANS

GT TRAILS 0-3; SETS 0-9

DATE	LOCATION	W/L	SETS
10/14/83	Atlanta, Ga.	L	0-3
9/23/89	New Orleans, La.	L	0-3
9/21/90	New Orleans, La.	L	0-3

SERIES

Home: 0-1, Away: 0-2, Neutral: 0-0

NICHOLLS STATE

GT LEADS 2-0; SETS 6-4

DATE	LOCATION	W/L	SETS
9/12/90	New Orleans, La.	W	3-2
9/28/91	Charlotte, N.C.	W	3-2

SERIES

Home: 0-0, Away: 0-0, Neutral: 2-0

NORTH ALABAMA

GT TRAILS 1-2; SETS 2-4

DATE	LOCATION	W/L	SETS
1980	Atlanta, Ga.	L	0-2
11/6/82	Atlanta, Ga.	W	2-0
10/22/82	Carrollton, Ga.	L	0-2

SERIES

Home: 1-1, Away: 0-0, Neutral: 0-1

NORTH CAROLINA

GT TRAILS 26-38; SETS 105-138

DATE	LOCATION	W/L	SETS
10/30/81	Atlanta, Ga.	L	0-2
10/16/83	Chapel Hill, N.C.	L	0-3
11/2/83	Atlanta, Ga.	W	2-0
10/13/84	Atlanta, Ga.	L	0-3
11/8/85	Chapel Hill, N.C.	L	0-3

SERIES HISTORY

10/18/86	Atlanta, Ga.	L	0-3
11/21/86	Raleigh, N.C.	L	0-3
11/13/87	Chapel Hill, N.C.	L	0-3
11/20/87	Clemson, S.C.	L	0-3
10/29/88	Atlanta, Ga.	L	0-3
11/19/88	Atlanta, Ga.	L	0-3
11/4/89	Chapel Hill, N.C.	L	0-3
10/6/90	Atlanta, Ga.	L	1-3
11/2/91	Chapel Hill, N.C.	L	0-3
10/31/92	Chapel Hill, N.C.	L	2-3
11/20/92	College Park, Md.	L	1-3
10/15/93	Chapel Hill, N.C.	L	2-3
10/29/93	Atlanta, Ga.	W	3-0
10/21/94	Chapel Hill, N.C.	W	3-1
11/4/94	Atlanta, Ga.	W	3-0
9/23/95	Atlanta, Ga.	W	3-1
11/5/95	Chapel Hill, N.C.	W	3-0
11/17/95	Clemson, S.C.	W	3-0
10/9/96	Atlanta, Ga.	W	3-1
11/9/96	Chapel Hill, N.C.	L	1-3
10/11/97	Chapel Hill, N.C.	W	3-2
10/24/97	Atlanta, Ga.	W	3-2
11/21/97	Raleigh, N.C.	W	3-2
9/25/98	Atlanta, Ga.	L	1-3
11/13/98	Chapel Hill, N.C.	L	0-3
10/5/99	Atlanta, Ga.	L	1-3
10/23/99	Chapel Hill, N.C.	L	1-3
9/22/00	Chapel Hill, N.C.	L	2-3
11/11/00	Atlanta, Ga.	W	3-2
10/7/01	Chapel Hill, N.C.	L	0-3
11/2/01	Atlanta, Ga.	W	3-2
10/5/02	Atlanta, Ga.	L	2-3
11/1/02	Chapel Hill, N.C.	L	2-3
9/28/03	Chapel Hill, N.C.	W	3-0
10/24/03	Atlanta, Ga.	W	3-1
9/24/04	Atlanta, Ga.	W	3-0
10/23/04	Chapel Hill, N.C.	W	3-1
10/14/05	Chapel Hill, N.C.	L	0-3
11/12/05	Atlanta, Ga.	L	1-3
10/13/06	Atlanta, Ga.	W	3-0
11/12/06	Chapel Hill, N.C.	W	3-2
9/21/07	Chapel Hill, N.C.	W	3-1
10/27/07	Atlanta, Ga.	W	3-2
10/26/08	Chapel Hill, N.C.	L	1-3
9/29/09	Atlanta, Ga.	W	3-0
10/30/09	Chapel Hill, N.C.	W	3-1
10/15/10	Atlanta, Ga.	W	3-1
11/21/10	Chapel Hill, N.C.	L	2-3
10/1/11	Atlanta, Ga.	L	0-3
11/11/11	Chapel Hill, N.C.	L	1-3
9/30/12	Chapel Hill, N.C.	L	0-3
11/8/12	Atlanta, Ga.	W	3-2
11/10/13	Chapel Hill, N.C.	L	0-3
10/26/14	Atlanta, Ga.	L	2-3
10/23/15	Atlanta, Ga.	L	1-3
9/30/16	Atlanta, Ga.	L	0-3
11/12/16	Chapel Hill, N.C.	L	2-3
10/1/17	Atlanta, Ga.	W	3-1
11/9/17	Chapel Hill, N.C.	L	2-3

SERIES

Home: 16-14, Away: 8-21, Neutral: 2-3

NORTH CAROLINA ST.

GT LEADS 42-20; SETS 138-82

DATE	LOCATION	W/L	SETS
1980	Atlanta, Ga.	L	0-2
9/30/83	Raleigh, N.C.	L	0-3
11/11/83	Durham, N.C.	L	0-3
11/2/84	Raleigh, N.C.	L	0-3
10/26/85	Atlanta, Ga.	L	0-3
10/4/86	Raleigh, N.C.	L	0-3
11/6/87	Atlanta, Ga.	L	0-3
11/11/88	Atlanta, Ga.	L	0-3
9/29/89	Atlanta, Ga.	L	0-3
11/2/90	Raleigh, N.C.	L	0-3
10/26/91	Atlanta, Ga.	W	3-0
11/22/91	Charlottesville, Va.	W	3-2
11/7/92	Atlanta, Ga.	W	3-2
10/23/93	Raleigh, N.C.	W	3-1
11/6/93	Atlanta, Ga.	W	3-0

10/28/94	Raleigh, N.C.	W	3-0
11/11/94	Atlanta, Ga.	W	3-1
11/18/94	Chapel Hill, N.C.	W	3-0
10/28/95	Raleigh, N.C.	W	3-1
11/11/95	Atlanta, Ga.	W	3-1
10/12/96	Atlanta, Ga.	W	3-1
11/8/96	Raleigh, N.C.	W	3-2
10/10/97	Raleigh, N.C.	W	3-0
10/26/97	Atlanta, Ga.	W	3-0
9/29/98	Atlanta, Ga.	W	3-0
11/12/98	Raleigh, N.C.	W	3-0
10/8/99	Atlanta, Ga.	L	2-3
10/22/99	Raleigh, N.C.	L	2-3
9/23/00	Raleigh, N.C.	W	3-1
11/7/00	Atlanta, Ga.	W	3-0
11/16/00	Winston-Salem, N.C.	W	3-0
10/2/01	Raleigh, N.C.	W	3-1
11/3/01	Atlanta, Ga.	W	3-0
10/1/02	Atlanta, Ga.	W	3-0
11/2/02	Raleigh, N.C.	W	3-0
9/23/03	Raleigh, N.C.	W	3-0
10/25/03	Atlanta, Ga.	W	3-1
9/25/04	Atlanta, Ga.	W	3-0
10/22/04	Raleigh, N.C.	W	3-0
10/15/05	Raleigh, N.C.	W	3-1
11/11/05	Atlanta, Ga.	W	3-1
10/14/06	Atlanta, Ga.	W	3-0
11/10/06	Raleigh, N.C.	W	3-0
9/23/07	Raleigh, N.C.	W	3-1
10/26/07	Atlanta, Ga.	W	3-0
10/24/08	Raleigh, N.C.	W	3-0
9/25/09	Atlanta, Ga.	W	3-0
10/31/09	Raleigh, N.C.	W	3-0
10/17/10	Atlanta, Ga.	W	3-1
11/19/10	Raleigh, N.C.	L	1-3
9/30/11	Atlanta, Ga.	L	2-3
11/13/11	Raleigh, N.C.	L	0-3
9/28/12	Raleigh, N.C.	L	2-3
11/10/12	Atlanta, Ga.	W	3-1
11/9/13	Raleigh, N.C.	L	2-3
10/10/14	Atlanta, Ga.	W	3-2
11/9/14	Raleigh, N.C.	L	0-3
10/25/15	Atlanta, Ga.	W	3-0
10/2/16	Atlanta, Ga.	W	3-0
11/11/16	Raleigh, N.C.	W	3-2
9/29/17	Atlanta, Ga.	L	1-3
11/11/17	Raleigh, N.C.	L	0-3

SERIES

Home: 22-8, Away: 17-11, Neutral: 3-1

NORTH CAROLINA A&T

GT LEADS 1-0; SETS 3-0

DATE	LOCATION	W/L	SETS
10/31/93	Atlanta, Ga.	W	3-0

SERIES

Home: 1-0, Away: 0-0, Neutral: 0-0

NORTH DAKOTA

GT LEADS 1-0; SETS 3-0

DATE	LOCATION	W/L	SETS
8/27/17	Atlanta, Ga.	W	3-0

SERIES

Home: 1-0, Away: 0-0, Neutral: 0-0

NORTHEASTERN ILLINOIS

GT LEADS 1-0; SETS 3-0

DATE	LOCATION	W/L	SETS
9/7/95	Chicago, Ill.	W	3-0

SERIES

Home: 0-0, Away: 1-0, Neutral: 0-0

NORTHEASTERN LOUISIANA

GT LEADS 1-0; SETS 3-0

DATE	LOCATION	W/L	SETS
9/17/92	Atlanta, Ga.	W	3-0

SERIES

Home: 1-0, Away: 0-0, Neutral: 0-0

NORTHERN ILLINOIS

GT LEADS 1-0; SETS 3-0

DATE	LOCATION	W/L	SETS
9/5/09	Murfreesboro, Tenn.	W	3-0

SERIES

Home: 0-0, Away: 0-0, Neutral: 1-0

NORTHERN IOWA

SERIES TIED 1-1; SETS 4-5

DATE	LOCATION	W/L	SETS
8/31/02	Fairfax, Va.	L	1-3
9/2/06	Atlanta, Ga.	W	3-2

SERIES

Home: 1-0, Away: 0-0, Neutral: 0-1

NORTH FLORIDA

GT LEADS 3-0; SETS 9-0

DATE	LOCATION	W/L	SETS
9/19/97	Atlanta, Ga.	W	3-0
9/16/16	Conway, S.C.	W	3-0
9/8/17	Atlanta, Ga.	W	3-0

SERIES

Home: 2-0, Away: 0-0, Neutral: 1-0

NORTH GEORGIA

GT LEADS 10-0; SETS 21-2

DATE	LOCATION	W/L	SETS
1980	Atlanta, Ga.	W	2-0
1980	Atlanta, Ga.	W	2-0
1980	Atlanta, Ga.	W	2-0
1980	Atlanta, Ga.	W	3-1
1980	Atlanta, Ga.	W	2-0
1980	Atlanta, Ga.	W	2-0
10/1/81	Atlanta, Ga.	W	2-0
10/14/81	Atlanta, Ga.	W	2-1
11/3/81	Atlanta, Ga.	W	2-0
9/30/82	Atlanta, Ga.	W	2-0

SERIES

Home: 10-0, Away: 0-0, Neutral: 0-0

NORTHWESTERN

SERIES TIED 1-1; SETS 3-3

DATE	LOCATION	W/L	SETS
8/29/03	Atlanta, Ga.	W	3-0
9/2/05	Tucson, Ariz.	L	0-3

SERIES

Home: 1-0, Away: 0-0, Neutral: 0-1

NOTRE DAME

GT LEADS 6-2; SETS 18-12

DATE	LOCATION	W/L	SETS
9/7/94	South Bend, Ind.	L	0-3
10/13/95	Atlanta, Ga.	W	3-2
10/12/13	Atlanta, Ga.	L	0-3
10/31/14	South Bend, Ind.	W	3-2
10/11/15	Atlanta, Ga.	W	3-0
11/20/15	South Bend, Ind.	W	3-1
11/20/16	Atlanta, Ga.	W	3-0
10/13/17	South Bend, Ind.	W	3-1

SERIES

Home: 3-1, Away: 3-1, Neutral: 0-0

OGLETHORPE

GT LEADS 5-0; SETS 10-1

DATE	LOCATION	W/L	SETS
1980	Atlanta, Ga.	W	2-0
1980	Atlanta, Ga.	W	2-0
1980	Atlanta, Ga.	W	2-0
10/8/81	Atlanta, Ga.	W	2-1
10/12/82	Atlanta, Ga.	W	2-0

SERIES

Home: 5-0, Away: 0-0, Neutral: 0-0

OHIO

GT TRAILS 0-1; SETS 2-3

DATE	LOCATION	W/L	SETS
9/5/09	Murfreesboro, Tenn.	L	2-3

SERIES

Home: 0-0, Away: 0-0, Neutral: 0-1

OHIO STATE

GT TRAILS 0-2; SETS 0-6

DATE	LOCATION	W/L	SETS
9/2/95	Boulder, Colo.	L	0-3
9/12/04	Atlanta, Ga.	L	0-3

SERIES

Home: 0-1, Away: 0-0, Neutral: 0-1

OKLAHOMA

GT TRAILS 0-1; SETS 0-3

DATE	LOCATION	W/L	SETS
9/6/14	Dallas, Texas	L	0-3

SERIES

Home: 0-0, Away: 0-0, Neutral: 0-1

ORAL ROBERTS

GT LEADS 1-0; SETS 3-0

DATE	LOCATION	W/L	SETS
9/3/10	Denver, Colo.	W	3-0

SERIES

Home: 0-0, Away: 0-0, Neutral: 1-0

PACIFIC

GT TRAILS 1-2; SETS 5-7

DATE	LOCATION	W/L	SETS
9/5/98	Forest Grove, Ore.	L	0-3
9/10/00	Atlanta, Ga.	L	2-3
8/27/16	Auburn, Ala.	W	3-1

SERIES

Home: 0-1, Away: 0-1, Neutral: 1-0

PENN

GT TRAILS 0-1; SETS 1-3

DATE	LOCATION	W/L	SETS
10/18/87	Atlanta, Ga.	L	1-3

SERIES

Home: 0-1, Away: 0-0, Neutral: 0-0

PENN STATE

GT TRAILS 0-3; SETS 0-9

DATE	LOCATION	W/L	SETS
9/11/93	Honolulu, Hawaii	L	0-3
12/3/95	Amherst, Mass.	L	0-3
12/8/96	Cleveland, Ohio	L	0-3

SERIES HISTORY

SERIES

Home: 0-0, Away: 0-0, Neutral: 0-3

PEPPERDINE

GT TRAILS 0-3; SETS 2-9

DATE	LOCATION	W/L	SETS
9/9/92	Malibu, Calif.	L	1-3
9/1/97	Malibu, Calif.	L	0-3
8/25/07	Jonesboro, Ark.	L	1-3

SERIES

Home: 0-0, Away: 0-2, Neutral: 0-1

PITTSBURGH

GT TRAILS 1-6; SETS 7-19

DATE	LOCATION	W/L	SETS
8/24/07	Jonesboro, Ark.	W	3-1
9/29/13	Pittsburgh, Pa.	L	0-3
10/17/14	Atlanta, Ga.	L	0-3
10/16/15	Pittsburgh, Pa.	L	2-3
9/23/16	Pittsburgh, Pa.	L	1-3
11/6/16	Atlanta, Ga.	L	1-3
11/15/17	Atlanta, Ga.	L	0-3

SERIES

Home: 0-3, Away: 0-3, Neutral: 1-0

PROVIDENCE

GT LEADS 2-0; SETS 6-0

DATE	LOCATION	W/L	SETS
9/16/95	Atlanta, Ga.	W	3-0
9/17/95	Atlanta, Ga.	W	3-0

SERIES

Home: 2-0, Away: 0-0, Neutral: 0-0

PURDUE

GT TRAILS 0-1; SETS 1-3

DATE	LOCATION	W/L	SETS
9/3/04	Madison, Wis.	L	1-3

SERIES

Home: 0-0, Away: 0-0, Neutral: 0-1

RADFORD

GT TRAILS 0-1; SETS 0-3

DATE	LOCATION	W/L	SETS
11/15/86	Radford, Va.	L	0-3

SERIES

Home: 0-0, Away: 0-1, Neutral: 0-0

RHODE ISLAND

GT LEADS 1-0; SETS 3-0

DATE	LOCATION	W/L	SETS
9/1/01	Salt Lake City, Utah	W	3-0

SERIES

Home: 0-0, Away: 0-0, Neutral: 1-0

RICE

SERIES TIED 1-1; SETS 5-3

DATE	LOCATION	W/L	SETS
8/30/02	Fairfax, Va.	W	3-0
9/3/11	Houston, Texas	L	2-3

SERIES

Home: 0-0, Away: 0-1, Neutral: 1-0

ROLLINS

GT TRAILS 0-2; SETS 0-4

DATE	LOCATION	W/L	SETS
1980	Atlanta, Ga.	L	0-2
10/20/84	Carrollton, Ga.	L	0-2

SERIES

Home: 0-1, Away: 0-1, Neutral: 0-0

SAINT MARY'S

GT TRAILS 0-1; SETS 1-3

DATE	LOCATION	W/L	SETS
9/3/98	Moraga, Calif.	L	1-3

SERIES

Home: 0-0, Away: 0-0, Neutral: 0-1

SAMFORD

GT LEADS 5-2; SETS 16-7

DATE	LOCATION	W/L	SETS
10/19/84	Carrollton, Ga.	W	2-0
9/28/88	Birmingham, Ala.	W	3-0
10/19/88	Atlanta, Ga.	W	3-0
9/30/89	Atlanta, Ga.	W	3-1
11/13/89	Birmingham, Ala.	L	1-3
10/2/93	Atlanta, Ga.	W	3-0
9/10/11	Atlanta, Ga.	L	1-3

SERIES

Home: 3-1, Away: 1-1, Neutral: 1-0

SAM HOUSTON ST.

GT TRAILS 1-2; SETS 3-6

DATE	LOCATION	W/L	SETS
9/23/89	New Orleans, La.	L	0-3
9/21/90	New Orleans, La.	L	0-3
9/16/06	Atlanta, Ga.	W	3-0

SERIES

Home: 1-0, Away: 0-0, Neutral: 0-2

SAN DIEGO

GT TRAILS 0-1; SETS 0-3

DATE	LOCATION	W/L	SETS
9/1/17	San Diego, Calif.	L	0-3

SERIES

Home: 0-0, Away: 0-1, Neutral: 0-0

SAN JOSE STATE

GT LEADS 1-0; SETS 3-0

DATE	LOCATION	W/L	SETS
11/29/03	Long Beach, Calif.	W	3-0

SERIES

Home: 0-0, Away: 0-0, Neutral: 1-0

SANTA CLARA

GT LEADS 1-0; SETS 3-0

DATE	LOCATION	W/L	SETS
9/13/03	Lincoln, Neb.	W	3-0

SERIES

Home: 0-0, Away: 0-0, Neutral: 1-0

SIENA COLLEGE

GT LEADS 3-0; SETS 9-0

DATE	LOCATION	W/L	SETS
12/4/93	Kansas City, Mo.	W	3-0
11/29/95	Amherst, Mass.	W	3-0
8/28/15	Atlanta, Ga.	W	3-0

SERIES

Home: 1-0, Away: 0-0, Neutral: 2-0

SOUTH ALABAMA

SERIES TIED 2-2; SETS 7-6

DATE	LOCATION	W/L	SETS
9/21/85	Birmingham, Ala.	L	0-3
10/11/85	Orlando, Fla.	L	1-3
9/17/93	Auburn, Ala.	W	3-0
9/12/98	Atlanta, Ga.	W	3-0

SERIES

Home: 1-0, Away: 0-0, Neutral: 1-2

SOUTH CAROLINA

GT TRAILS 1-4; SETS 7-13

DATE	LOCATION	W/L	SETS
10/14/89	Columbia, S.C.	L	0-3
11/5/90	Atlanta, Ga.	L	1-3
9/6/91	Conway, S.C.	W	3-1
9/10/99	Atlanta, Ga.	L	2-3
8/30/14	Columbia, S.C.	L	1-3

SERIES

Home: 0-2, Away: 1-2, Neutral: 0-0

SOUTH CAROLINA ST.

GT LEADS 5-0; SETS 15-1

DATE	LOCATION	W/L	SETS
10/13/87	Orangeburg, S.C.	W	3-0
9/13/88	Orangeburg, S.C.	W	3-0
9/15/89	Atlanta, Ga.	W	3-0
9/18/90	Orangeburg, S.C.	W	3-1
9/18/98	Greenville, S.C.	W	3-0

SERIES

Home: 1-0, Away: 3-0, Neutral: 1-0

SOUTH FLORIDA

SERIES TIED 3-2; SETS 11-7

DATE	LOCATION	W/L	SETS
10/25/85	Atlanta, Ga.	L	0-3
9/14/02	Tampa, Fla.	L	2-3
9/20/03	Atlanta, Ga.	W	3-0
9/15/06	Atlanta, Ga.	W	3-0
9/11/15	Lincoln, Neb.	W	3-1

SERIES

Home: 2-1, Away: 0-1, Neutral: 1-0

SOUTHEAST MISSOURI

GT LEADS 1-0; SETS 3-1

DATE	LOCATION	W/L	SETS
9/12/09	Denver, Colo.	W	3-1

SERIES

Home: 0-0, Away: 0-0, Neutral: 1-0

SOUTHERN CALIFORNIA

GT TRAILS 0-1; SETS 0-3

DATE	LOCATION	W/L	SETS
8/27/04	Fort Collins, Colo.	L	0-3

SERIES

Home: 0-0, Away: 0-0, Neutral: 0-1

SOUTHERN MISS

SERIES TIED 2-2; SETS 10-7

DATE	LOCATION	W/L	SETS
9/22/89	New Orleans, La.	L	2-3
10/14/89	Hattiesburg, Miss.	W	3-1
9/12/08	University, Miss.	L	2-3
9/20/14	Atlanta, Ga.	W	3-0

SERIES

Home: 1-0, Away: 1-0, Neutral: 0-2

SOUTHERN METHODIST

GT LEADS 2-1; SETS 6-3

DATE	LOCATION	W/L	SETS
9/20/97	Atlanta, Ga.	W	3-0
8/25/12	Atlanta, Ga.	W	3-0
9/5/14	Dallas, Texas	L	0-3

SERIES

Home: 2-0, Away: 0-0, Neutral: 0-1

SOUTHWEST TEXAS ST.

GT LEADS 1-0; SETS 3-0

DATE	LOCATION	W/L	SETS
11/13/92	Atlanta, Ga.	W	3-0

SERIES

Home: 1-0, Away: 0-0, Neutral: 0-0

SPELLMAN

GT LEADS 3-0; SETS 6-0

DATE	LOCATION	W/L	SETS
10/8/81	Atlanta, Ga.	W	2-0
10/20/81	Atlanta, Ga.	W	2-0
10/27/82	Atlanta, Ga.	W	2-0

SERIES

Home: 3-0, Away: 0-0, Neutral: 0-0

ST JOHN'S

GT TRAILS 0-1; SETS 1-3

DATE	LOCATION	W/L	SETS
9/13/13	Atlanta, Ga.	L	1-3

SERIES

Home: 0-1, Away: 0-0, Neutral: 0-0

STANFORD

GT TRAILS 0-2; SETS 2-6

DATE	LOCATION	W/L	SETS
9/9/94	Champaign, Ill.	L	0-3
9/9/95	Chicago, Ill.	L	2-3

SERIES

Home: 0-0, Away: 0-0, Neutral: 0-2

STETSON

SERIES TIED 2-2; SETS 8-6

DATE	LOCATION	W/L	SETS
10/26/84	Greenville, S.C.	L	2-3
10/12/85	Orlando, Fla.	L	0-3
9/18/92	Atlanta, Ga.	W	3-0
9/16/06	Atlanta, Ga.	W	3-0

SERIES

Home: 2-0, Away: 0-0, Neutral: 0-2

SYRACUSE

SERIES TIED 4-4; SETS 14-17

DATE	LOCATION	W/L	SETS
10/13/89	Syracuse, N.Y.	L	0-3
10/25/13	Syracuse, N.Y.	L	0-3
11/24/13	Atlanta, Ga.	W	3-2
10/24/14	Atlanta, Ga.	W	3-2
10/30/15	Syracuse, N.Y.	L	2-3
10/16/16	Atlanta, Ga.	W	3-0
10/8/17	Syracuse, N.Y.	L	0-3
10/20/17	Atlanta, Ga.	W	3-1

SERIES

Home: 4-0, Away: 0-4, Neutral: 0-0

SERIES HISTORY

TEMPLE

GT LEADS 2-0; SETS 6-0

DATE	LOCATION	W/L	SETS
9/5/03	Columbus, Ohio	W	3-0
9/14/07	Ann Arbor, Mich.	W	3-0

SERIES

Home: 0-0, Away: 0-0, Neutral: 2-0

TENNESSEE

GT TRAILS 1-2; SETS 7-6

DATE	LOCATION	W/L	SETS
9/13/91	University, Miss.	L	2-3
10/20/93	Atlanta, Ga.	L	2-3
9/20/13	Knoxville, Tenn.	W	3-0

SERIES

Home: 0-1, Away: 1-0, Neutral: 0-1

TENNESSEE NAZARENE

GT LEADS 1-0; SETS 2-0

DATE	LOCATION	W/L	SETS
10/4/84	Nashville, Tenn.	W	2-0

SERIES

Home: 0-0, Away: 1-0, Neutral: 0-0

TENNESSEE STATE

GT LEADS 1-0; SETS 3-0

DATE	LOCATION	W/L	SETS
9/2/16	Manhattan, Kan.	W	3-0

SERIES

Home: 0-0, Away: 0-0, Neutral: 1-0

TENNESSEE TECH

SERIES TIED 6-6; SETS 18-24

DATE	LOCATION	W/L	SETS
9/21/85	Birmingham, Ala.	L	0-3
9/28/85	Atlanta, Ga.	L	0-3
11/11/86	Cookeville, Tenn.	L	0-3
11/15/87	Atlanta, Ga.	W	3-2
10/15/88	Cookeville, Tenn.	W	3-1
10/27/89	Atlanta, Ga.	W	3-2
9/16/90	Atlanta, Ga.	L	0-3
9/22/90	New Orleans, La.	L	0-3
10/14/90	Cookeville, Tenn.	L	0-3
9/2/94	Davidson, N.C.	W	3-1
9/11/04	Atlanta, Ga.	W	3-0
8/27/11	Atlanta, Ga.	W	3-0

SERIES

Home: 4-2, Away: 1-2, Neutral: 1-2

TENNESSEE TEMPLE

GT LEADS 3-2; SETS 9-5

DATE	LOCATION	W/L	SETS
1980	Atlanta, Ga.	L	1-2
9/28/82	Chattanooga, Tenn.	W	2-0
10/6/83	Atlanta, Ga.	L	1-2
10/4/84	Chattanooga, Tenn.	W	2-0
10/8/85	Atlanta, Ga.	W	3-1

SERIES

Home: 1-2, Away: 2-0, Neutral: 0-0

TEXAS

GT TRAILS 0-2; SETS 0-6

DATE	LOCATION	W/L	SETS
10/15/95	Atlanta, Ga.	L	0-3
9/2/17	San Diego, Calif.	L	0-3

SERIES

Home: 0-1, Away: 0-0, Neutral: 0-1

TEXAS A&M

GT TRAILS 0-1; SETS 0-3

DATE	LOCATION	W/L	SETS
9/6/98	Forest Grove, Ore.	L	1-3

SERIES

Home: 0-0, Away: 0-0, Neutral: 0-1

TEXAS ARLINGTON

GT LEADS 1-0; SETS 3-0

DATE	LOCATION	W/L	SETS
9/4/99	Arlington, Texas	W	3-0

SERIES

Home: 0-0, Away: 1-0, Neutral: 0-0

TEXAS SOUTHERN

GT LEADS 1-0; SETS 3-0

DATE	LOCATION	W/L	SETS
9/6/14	Dallas, Texas.	W	3-0

SERIES

Home: 0-0, Away: 0-0, Neutral: 1-0

TEXAS TECH

GT LEADS 1-0; SETS 3-0

DATE	LOCATION	W/L	SETS
8/31/01	Salt Lake City, Utah	W	3-0

SERIES

Home: 0-0, Away: 0-0, Neutral: 1-0

THE CITADEL

GT LEADS 1-0; SETS 3-0

DATE	LOCATION	W/L	SETS
9/29/15	Atlanta, Ga.	W	3-0

SERIES

Home: 1-0, Away: 0-0, Neutral: 0-0

TOLEDO

GT LEADS 2-0; SETS 6-1

DATE	LOCATION	W/L	SETS
9/12/98	Atlanta, Ga.	W	3-0
9/8/06	Lexington, Ky.	W	3-1

SERIES

Home: 1-0, Away: 0-0, Neutral: 1-0

TROY

GT TRAILS 0-3; SETS 1-7

DATE	LOCATION	W/L	SETS
10/10/81	Atlanta, Ga.	L	0-2
9/23/83	Atlanta, Ga.	L	0-2
9/14/13	Atlanta, Ga.	L	1-3

SERIES

Home: 0-3, Away: 0-0, Neutral: 0-0

TUSKEGEE

GT TRAILS 1-3; SETS 2-6

DATE	LOCATION	W/L	SETS
10/10/81	Atlanta, Ga.	L	1-2
10/1/82	Atlanta, Ga.	L	0-2
10/29/82	Tuskegee, Ala.	L	0-2
10/30/82	Tuskegee, Ala.	W	1-0

SERIES

Home: 0-2, Away: 1-1, Neutral: 0-0

UAB

GT TRAILS 3-16; SETS 17-47

DATE	LOCATION	W/L	SETS
8/7/83	Atlanta, Ga.	L	1-3
10/31/83	Atlanta, Ga.	L	0-3
10/9/84	Atlanta, Ga.	L	0-3
10/20/84	Atlanta, Ga.	L	0-2
11/8/84	Atlanta, Ga.	L	0-3
9/20/85	Birmingham, Ala.	L	0-3
10/12/85	Orlando, Fla.	L	0-3
11/5/85	Atlanta, Ga.	L	0-3
10/7/86	Birmingham, Ala.	L	0-3
10/27/86	Atlanta, Ga.	L	1-3
10/15/87	Atlanta, Ga.	L	1-3
11/10/87	Atlanta, Ga.	L	0-3
10/12/88	Atlanta, Ga.	L	2-3
10/24/88	Atlanta, Ga.	L	1-3
10/7/89	Atlanta, Ga.	L	1-3
9/19/90	Birmingham, Ala.	L	1-3
9/18/98	Greenville, S.C.	W	3-0
9/19/98	Greenville, S.C.	W	3-0
8/28/10	Murfreesboro, Tenn.	W	3-0

SERIES

Home: 0-12, Away: 0-3, Neutral: 3-1

UAH

GT LEADS 1-0; SETS 3-0

DATE	LOCATION	W/L	SETS
10/7/87	Huntsville, Ala.	W	3-0

SERIES

Home: 0-0, Away: 1-0, Neutral: 0-0

UC DAVIS

GT LEADS 1-0; SETS 3-2

DATE	LOCATION	W/L	SETS
9/12/15	Lincoln, Neb.	W	3-2

SERIES

Home: 0-0, Away: 0-0, Neutral: 1-0

UCF

GT LEADS 3-2; SETS 9-6

DATE	LOCATION	W/L	SETS
9/29/84	Atlanta, Ga.	L	0-3
10/11/85	Orlando, Fla.	L	0-3
10/6/94	Atlanta, Ga.	W	3-0
10/25/96	Atlanta, Ga.	W	3-0
11/1/04	Atlanta, Ga.	W	3-0

SERIES

Home: 3-1, Away: 0-1, Neutral: 0-0

UCLA

GT TRAILS 0-2; SETS 1-6

DATE	LOCATION	W/L	SETS
9/10/93	Honolulu, Hawaii	L	1-3
12/3/94	Austin, Texas	L	0-3

SERIES

Home: 0-0, Away: 0-1, Neutral: 0-1

UNC - ASHEVILLE

GT LEADS 9-1; SETS 27-3

DATE	LOCATION	W/L	SETS
10/24/81	Atlanta, Ga.	L	0-2
9/23/86	Asheville, N.C.	W	3-1
11/3/86	Atlanta, Ga.	W	3-0
9/22/87	Asheville, N.C.	W	3-0
9/27/88	Asheville, N.C.	W	3-0
9/13/89	Asheville, N.C.	W	3-0
9/30/89	Atlanta, Ga.	W	3-0

9/12/90	Asheville, N.C.	W	3-0
9/6/96	Greenville, N.C.	W	3-0
9/7/96	Greenville, N.C.	W	3-0

SERIES

Home: 2-1, Away: 5-0, Neutral: 2-0

UNC - CHARLOTTE

GT TRAILS 4-5; SETS 14-16

DATE	LOCATION	W/L	SETS
9/23/83	Atlanta, Ga.	L	0-2
10/12/87	Charlotte, N.C.	L	0-3
11/12/88	Charlotte, N.C.	L	2-3
11/11/89	Atlanta, Ga.	W	3-1
9/29/90	Charlotte, N.C.	L	0-3
10/20/90	Cullowhee, N.C.	L	0-3
9/27/91	Charlotte, N.C.	W	3-1
11/14/92	Atlanta, Ga.	W	3-0
9/1/94	Charlotte, N.C.	W	3-0

SERIES

Home: 2-1, Away: 2-3 Neutral: 0-1

UNC - GREENSBORO

GT LEADS 2-0; SETS 6-1

DATE	LOCATION	W/L	SETS
10/18/91	Davidson, N.C.	W	3-0
9/5/92	Conway, S.C.	W	3-1

SERIES

Home: 0-0, Away: 0-0, Neutral: 2-0

UNC - WILMINGTON

GT LEADS 3-0; SETS 9-1

DATE	LOCATION	W/L	SETS
9/28/91	Charlotte, N.C.	W	3-1
10/10/92	Atlanta, Ga.	W	3-0
9/1/00	Davidson, N.C.	W	3-0

SERIES

Home: 1-0, Away: 0-0, Neutral: 2-0

USC - AIKEN

SERIES TIED 1-1; SETS 3-2

DATE	LOCATION	W/L	SETS
9/21/83	Aiken, S.C.	L	0-2
9/7/91	Conway, S.C.	W	3-0

SERIES

Home: 0-0, Away: 0-1, Neutral: 1-0

UT - CHATTANOOGA

GT LEADS 9-6; SETS 28-19

DATE	LOCATION	W/L	SETS
1980	Atlanta, Ga.	L	0-2
10/24/81	Atlanta, Ga.	L	0-2
9/28/82	Chattanooga, Tenn.	L	0-2
10/20/83	Chattanooga, Tenn.	L	1-3
10/11/84	Atlanta, Ga.	W	3-2
10/1/85	Chattanooga, Tenn.	L	0-3
10/25/85	Atlanta, Ga.	L	0-3
8/31/91	Chattanooga, Tenn.	W	3-0
10/23/91	Atlanta, Ga.	W	3-1
9/2/92	Chattanooga, Tenn.	W	3-0
10/11/92	Chattanooga, Tenn.	W	3-1
9/1/93	Atlanta, Ga.	W	3-0
9/12/00	Chattanooga, Tenn.	W	3-0
9/17/02	Chattanooga, Tenn.	W	3-0
8/30/13	Atlanta, Ga.	W	3-0

SERIES

Home: 4-3, Away: 5-3, Neutral: 0-0

UT-MARTIN

GT LEADS 1-0; SETS 3-0

SERIES HISTORY

DATE	LOCATION	W/L	SETS
9/29/15	Atlanta, Ga.	W	3-0

SERIES

Home: 1-0, Away: 0-0, Neutral: 0-0

UTAH

GT TRAILS 0-2; SETS 0-6

DATE	LOCATION	W/L	SETS
8/31/01	Salt Lake City, Utah	L	0-3
9/13/14	Nashville, Tenn.	L	0-3

SERIES

Home: 0-0, Away: 0-1, Neutral: 0-1

UTAH VALLEY STATE

GT LEADS 1-0; SETS 3-0

DATE	LOCATION	W/L	SETS
9/14/07	Ann Arbor, Mich.	W	3-0

SERIES

Home: 0-0, Away: 0-0, Neutral: 1-0

UTEP

GT LEADS 2-0; SETS 6-1

DATE	LOCATION	W/L	SETS
9/11/98	Atlanta, Ga.	W	3-1
9/3/99	Arlington, Texas	W	3-0

SERIES

Home: 1-0, Away: 0-0, Neutral: 1-0

UTSA

GT TRAILS 0-1; SETS 1-3

DATE	LOCATION	W/L	SETS
9/2/11	Houston, Texas	L	1-3

SERIES

Home: 0-0, Away: 0-0, Neutral: 0-1

VALDOSTA STATE

GT LEADS 7-0; SETS 14-12

DATE	LOCATION	W/L	SETS
1980	Atlanta, Ga.	W	2-0
1980	Atlanta, Ga.	W	2-1
1980	Atlanta, Ga.	W	2-0
9/26/81	Atlanta, Ga.	W	2-1
10/10/81	Atlanta, Ga.	W	2-0
10/16/81	Atlanta, Ga.	W	2-0
11/5/81	Atlanta, Ga.	W	2-0

SERIES

Home: 7-0, Away: 0-0, Neutral: 0-0

VILLANOVA

GT LEADS 2-1; SETS 7-4

DATE	LOCATION	W/L	SETS
8/30/02	Fairfax, Va.	W	3-0
9/8/06	Lexington, Ky.	W	3-1
9/2/17	San Diego, Calif.	L	1-3

SERIES

Home: 0-0, Away: 0-0, Neutral: 2-1

VIRGINIA

GT LEADS 35-22; SETS 127-82

DATE	LOCATION	W/L	SETS
11/5/83	Charlottesville, Va.	L	0-3
11/3/84	Charlottesville, Va.	L	1-3
10/19/85	Atlanta, Ga.	L	0-3
11/14/86	Charlottesville, Va.	L	0-3
10/10/87	Atlanta, Ga.	L	0-3
10/7/88	Charlottesville, Va.	L	0-3

10/20/89	Atlanta, Ga.	L	1-3
11/10/90	Charlottesville, Va.	L	0-3
10/27/91	Atlanta, Ga.	W	3-1
10/2/92	Atlanta, Ga.	W	3-0
10/8/93	Atlanta, Ga.	W	3-0
11/13/93	Charlottesville, Va.	W	3-1
9/23/94	Charlottesville, Va.	W	3-0
10/14/94	Atlanta, Ga.	W	3-1
9/30/95	Charlottesville, Va.	W	3-0
10/21/95	Atlanta, Ga.	W	3-0
11/16/95	Clemson, S.C.	W	3-0
10/5/96	Charlottesville, Va.	L	1-3
11/1/96	Atlanta, Ga.	W	3-1
10/18/97	Atlanta, Ga.	L	2-3
10/31/97	Charlottesville, Va.	W	3-0
10/3/98	Charlottesville, Va.	L	1-3
11/6/98	Atlanta, Ga.	L	2-3
10/15/99	Charlottesville, Va.	L	1-3
10/30/99	Atlanta, Ga.	W	3-1
9/29/00	Atlanta, Ga.	W	3-1
11/4/00	Charlottesville, Va.	L	2-3
10/13/01	Atlanta, Ga.	W	3-0
11/9/01	Charlottesville, Va.	W	3-0
9/28/02	Charlottesville, Va.	W	3-0
10/25/02	Atlanta, Ga.	W	3-0
10/4/03	Atlanta, Ga.	W	3-0
10/31/03	Charlottesville, Va.	W	3-0
11/22/03	Orlando, Fla.	W	3-0
10/15/04	Atlanta, Ga.	W	3-1
11/13/04	Charlottesville, Va.	W	3-0
10/22/05	Atlanta, Ga.	W	3-2
11/26/05	Charlottesville, Va.	W	3-1
10/21/06	Charlottesville, Va.	L	2-3
11/25/06	Atlanta, Ga.	L	0-3
9/28/07	Atlanta, Ga.	L	2-3
11/4/07	Charlottesville, Va.	W	3-2
9/26/08	Charlottesville, Va.	W	3-1
11/1/08	Atlanta, Ga.	W	3-0
10/17/09	Charlottesville, Va.	W	3-1
11/20/09	Atlanta, Ga.	W	3-0
10/1/10	Charlottesville, Va.	W	3-1
11/12/10	Atlanta, Ga.	W	3-0
10/22/11	Charlottesville, Va.	W	3-1
10/6/12	Atlanta, Ga.	W	3-0
11/2/12	Charlottesville, Va.	L	2-3
11/1/13	Atlanta, Ga.	L	2-3
11/21/14	Charlottesville, Va.	L	1-3
11/14/15	Charlottesville, Va.	L	0-3
10/7/16	Charlottesville, Va.	W	3-0
10/28/16	Atlanta, Ga.	W	3-0
11/4/17	Charlottesville, Va.	L	1-3

SERIES

Home: 18-8, Away: 15-14, Neutral: 2-0

VCU

GT LEADS 1-0; SETS 3-2

DATE	LOCATION	W/L	SETS
9/5/92	Conway, S.C.	W	3-2

SERIES

Home: 0-0, Away: 0-0, Neutral: 1-0

VIRGINIA TECH

GT LEADS 15-9; SETS 50-38

DATE	LOCATION	W/L	SETS
11/10/90	Charlottesville, Va.	L	0-3
9/11/99	Atlanta, Ga.	W	3-0
10/3/04	Blacksburg, Va.	W	3-0
10/21/05	Atlanta, Ga.	W	3-2
11/25/05	Blacksburg, Va.	L	1-3
10/20/06	Blacksburg, Va.	W	3-0
11/24/06	Atlanta, Ga.	L	1-3
9/29/07	Atlanta, Ga.	W	3-1
11/2/07	Blacksburg, Va.	W	3-2
9/27/08	Blacksburg, Va.	L	0-3
10/31/08	Atlanta, Ga.	W	3-0
10/16/09	Blacksburg, Va.	L	0-3
11/21/09	Atlanta, Ga.	W	3-0
10/2/10	Blacksburg, Va.	W	3-2

11/12/10	Atlanta, Ga.	L	0-3
10/21/11	Blacksburg, Va.	L	2-3
10/5/12	Atlanta, Ga.	W	3-1
11/3/12	Blacksburg, Va.	L	1-3
11/3/13	Atlanta, Ga.	W	3-1
11/22/14	Blacksburg, Va.	L	0-3
10/18/15	Blacksburg, Va.	W	3-1
9/25/16	Blacksburg, Va.	W	3-1
11/4/16	Atlanta, Ga.	W	3-0
11/3/17	Blacksburg, Va.	W	3-0

SERIES

Home: 8-2, Away: 7-6, Neutral: 0-1

WAKE FOREST

GT LEADS 34-11; SETS 109-55

DATE	LOCATION	W/L	SETS
10/28/83	Atlanta, Ga.	L	1-3
11/4/84	Winston-Salem, N.C.	L	2-3
10/5/85	Atlanta, Ga.	L	1-3
10/3/86	Winston-Salem, N.C.	L	0-3
10/18/86	Winston-Salem, N.C.	W	3-0
11/16/86	Atlanta, Ga.	W	3-0
9/27/97	Atlanta, Ga.	W	3-1
11/14/97	Winston-Salem, N.C.	W	3-0
10/9/98	Atlanta, Ga.	W	3-0
10/20/98	Winston-Salem, N.C.	W	3-2
9/24/99	Winston-Salem, N.C.	W	3-1
11/13/99	Atlanta, Ga.	L	0-3
11/19/99	Orlando, Fla.	L	0-3
10/4/00	Winston-Salem, N.C.	W	3-0
10/20/00	Atlanta, Ga.	W	3-1
9/23/01	Atlanta, Ga.	W	3-1
10/19/01	Winston-Salem, N.C.	W	3-2
10/19/02	Winston-Salem, N.C.	W	3-1
11/15/02	Atlanta, Ga.	W	3-0
11/22/02	Atlanta, Ga.	W	3-0
10/10/03	Winston-Salem, N.C.	W	3-0
11/9/03	Atlanta, Ga.	W	3-0
10/8/04	Winston-Salem, N.C.	W	3-0
11/7/04	Atlanta, Ga.	W	3-0
9/23/05	Atlanta, Ga.	W	3-1
10/29/05	Winston-Salem, N.C.	L	1-3
9/22/06	Winston-Salem, N.C.	L	0-3
10/28/06	Atlanta, Ga.	W	3-1
10/13/07	Winston-Salem, N.C.	W	3-1
11/9/07	Atlanta, Ga.	W	3-0
10/11/08	Atlanta, Ga.	W	3-0
11/7/08	Winston-Salem, N.C.	W	3-2
10/23/09	Atlanta, Ga.	W	3-0
9/26/10	Atlanta, Ga.	L	0-3
10/29/10	Winston-Salem, N.C.	W	3-0
9/24/11	Winston-Salem, N.C.	W	3-1
10/28/11	Atlanta, Ga.	W	3-0
10/12/12	Winston-Salem, N.C.	W	3-0
11/16/12	Atlanta, Ga.	W	3-0
10/20/13	Atlanta, Ga.	L	0-3
10/5/14	Atlanta, Ga.	W	3-2
11/7/14	Winston-Salem, N.C.	L	2-3
11/8/15	Atlanta, Ga.	W	3-2
10/21/16	Winston-Salem, N.C.	W	3-2
10/29/17	Atlanta, Ga.	W	3-1

SERIES

Home: 19-5, Away: 14-6, Neutral: 0-1

WASHINGTON

GT TRAILS 0-1; SETS 0-3

DATE	LOCATION	W/L	SETS
9/11/10	Athens, Ga.	L	0-3

SERIES

Home: 0-0, Away: 0-0, Neutral: 0-1

WESLEYAN

GT LEADS 5-0; SETS 12-2

DATE	LOCATION	W/L	SETS
1980	Atlanta, Ga.	W	3-2

1980	Atlanta, Ga.	W	3-0
10/20/81	Atlanta, Ga.	W	2-0
10/13/82	Macon, Ga.	W	2-0
11/11/82	Atlanta, Ga.	W	2-0

SERIES

Home: 4-0, Away: 0-0, Neutral: 1-0

WESTERN CAROLINA

GT LEADS 11-9; SETS 39-32

DATE	LOCATION	W/L	SETS
10/21/85	Atlanta, Ga.	L	0-3
9/30/86	Atlanta, Ga.	L	0-3
10/28/86	Cullowhee, N.C.	L	0-3
9/23/87	Cullowhee, N.C.	L	2-3
9/25/87	Charlotte, N.C.	L	1-3
11/9/87	Atlanta, Ga.	W	3-1
10/25/88	Atlanta, Ga.	W	3-1
11/2/88	Cullowhee, N.C.	L	2-3
10/10/89	Cullowhee, N.C.	W	3-2
10/26/89	Atlanta, Ga.	L	1-3
9/28/90	Charlotte, N.C.	W	3-1
10/20/90	Cullowhee, N.C.	L	0-3
10/30/90	Atlanta, Ga.	L	0-3
9/20/91	Cullowhee, N.C.	W	3-0
10/12/91	Atlanta, Ga.	W	3-0
9/18/92	Atlanta, Ga.	W	3-0
9/17/93	Auburn, Ala.	W	3-0
9/5/96	Greenville, S.C.	W	3-0
9/20/03	Atlanta, Ga.	W	3-0
9/7/07	Atlanta, Ga.	W	3-0

SERIES

Home: 6-4, Away: 2-4, Neutral: 3-1

WESTERN KENTUCKY

GT TRAILS 0-1; SETS 0-3

DATE	LOCATION	W/L	SETS
9/11/05	Atlanta, Ga.	L	0-3

SERIES

Home: 0-1, Away: 0-0, Neutral: 0-0

WASHINGTON

GT TRAILS 0-1; SETS 0-3

DATE	LOCATION	W/L	SETS
9/11/10	Athens, Ga.	L	0-3

SERIES

Home: 0-0, Away: 0-0, Neutral: 0-1

WEST GEORGIA

GT TRAILS 5-12; SETS 23-30

DATE	LOCATION	W/L	SETS
1980	Atlanta, Ga.	L	1-2
10/1/81	Atlanta, Ga.	L	1-2
10/5/81	Atlanta, Ga.	L	1-2
10/9/81	Atlanta, Ga.	L	0-2
10/16/81	Atlanta, Ga.	L	0-2
10/27/81	Atlanta, Ga.	L	1-2
9/30/82	Atlanta, Ga.	L	1-2
10/4/82	Douglasville, Ga.	W	2-0
10/13/82	Douglasville, Ga.	L	1-2
10/3/83	Atlanta, Ga.	L	1-3
11/8/83	Atlanta, Ga.	L	1-3
10/23/84	Atlanta, Ga.	L	2-3
10/8/85	Atlanta, Ga.	W	2-0
11/19/85	Douglasville, Ga.	L	1-3
10/25/86	Rock Hill, S.C.	W	2-0
9/25/91	Atlanta, Ga.	W	3-0
10/10/92	Douglasville, Ga.	W	3-2

SERIES

SERIES HISTORY

DATE	LOCATION	W/L	SETS
9/7/03	Columbus, Ohio	W	3-0

SERIES

Home: 0-0, Away: 0-0, Neutral: 1-0

WILLIAM & MARY

GT LEADS 3-0; SETS 9-1

DATE	LOCATION	W/L	SETS
9/2/94	Davidson, N.C.	W	3-0
9/18/98	Greenville, S.C.	W	3-1
9/19/98	Greenville, S.C.	W	3-0

SERIES

Home: 0-0, Away: 0-0, Neutral: 3-0

WINTHROP

GT LEADS 10-1; SETS 30-10

DATE	LOCATION	W/L	SETS
10/10/86	Atlanta, Ga.	W	3-1
9/20/87	Jacksonville, Fla.	W	3-2
10/23/87	Atlanta, Ga.	W	3-2
9/20/88	Rock Hill, S.C.	W	3-1
9/15/89	Atlanta, Ga.	W	3-0
11/3/90	Rock Hill, S.C.	L	0-3
9/21/91	Atlanta, Ga.	W	3-0
10/19/91	Davidson, N.C.	W	3-0
9/17/99	Tuscaloosa, Ala.	W	3-0
11/26/04	Atlanta, Ga.	W	3-0
9/3/05	Tucson, Ariz.	W	3-1

SERIES

Home: 5-0, Away: 1-1, Neutral: 4-0

WISCONSIN

SERIES TIED 1-1; SETS 5-5

DATE	LOCATION	W/L	SETS
9/19/03	Atlanta, Ga.	W	3-2
9/4/04	Madison, Wis.	L	2-3

SERIES

Home: 1-0, Away: 0-1, Neutral: 0-0

WISCONSIN-MILWAUKEE

GT LEADS 2-1; SETS 6-4

DATE	LOCATION	W/L	SETS
9/20/96	Atlanta, Ga.	W	3-0
9/21/96	Atlanta, Ga.	W	3-1
9/14/97	Milwaukee, Wis.	L	0-3

SERIES

Home: 2-0, Away: 0-1, Neutral: 0-0

XAVIER

GT LEADS 3-0; SETS 9-1

DATE	LOCATION	W/L	SETS
9/10/04	Atlanta, Ga.	W	3-0
9/6/08	Atlanta, Ga.	W	3-0
9/7/17	Atlanta, Ga.	W	3-1

SERIES

Home: 3-0, Away: 0-0, Neutral: 0-0

YALE

GT LEADS 1-0; SETS 3-0

DATE	LOCATION	W/L	SETS
9/26/92	Atlanta, Ga.	W	3-0

SERIES

Home: 1-0, Away: 0-0, Neutral: 0-0

YEAR-BY-YEAR RESULTS

YEAR	OVERALL	ACC	HOME	AWAY	NEUTRAL	NOTES/POSTSEASON
1980	23-16	--	--	--	--	GAIW Division III
1981	20-20	--	--	--	--	GAIW Division III
1982	22-16	--	8-2	6-5	8-9	GAIW Division II
1983	3-24	0-7	3-12	0-11	0-1	First year in NCAA Division I
1984	4-22	0-7	1-9	2-5	1-8	--
1985	4-26	0-7	2-11	2-6	0-9	--
1986	8-20	0-7	3-7	3-9	2-4	--
1987	18-20	0-6	7-10	6-6	5-4	--
1988	20-16	0-6	3-8	14-6	3-2	--
1989	17-20	0-6	11-9	5-8	1-3	--
1990	8-30	0-6	0-6	4-15	4-9	--
1991	27-9	3-4	9-2	6-4	12-3	--
1992	30-10	4-3	10-1	7-5	13-4	--
1993	25-13	8-6	8-4	6-5	11-4	NIVC Participant
1994	26-9	11-3	10-0	8-6	8-3	ACC Regular Season Champions; NCAA Second Round
1995	29-7	12-2	10-1	10-3	9-3	ACC Regular Season & Tournament Champions; NCAA Second Round
1996	32-8	11-5	10-2	8-4	14-2	2nd in ACC; NCAA Second Round
1997	19-15	10-6	11-4	7-7	1-4	3rd in ACC
1998	22-13	10-6	10-2	5-9	7-2	5th in ACC
1999	17-14	6-10	6-8	5-5	6-1	6th in ACC
2000	25-8	13-3	8-3	11-3	6-2	ACC Regular Season Co-Champions; NCAA First Round
2001	19-8	12-4	11-2	6-5	2-1	3rd in ACC; NCAA First Round
2002	33-6	13-3	17-1	10-4	6-1	2nd in ACC; ACC Tournament Champions; NCAA Second Round
2003	34-4	15-1	18-0	8-3	8-1	ACC Regular Season Champions; NCAA Elite Eight
2004	27-7	16-0	13-1	12-3	2-3	ACC Regular Season Champions; NCAA Sweet 16
						*ACC Tournament discontinued
2005	16-15	12-10	10-5	5-8	1-2	5th in ACC
2006	20-12	12-10	13-5	5-7	2-0	5th in ACC
2007	22-10	16-6	11-4	8-5	3-1	3rd in ACC
2008	20-10	12-8	8-4	8-5	4-1	6th in ACC
2009	21-10	15-6	13-3	7-4	1-3	3rd in ACC; NCAA First Round
2010	18-14	11-9	8-7	6-5	4-2	6th in ACC
2011	15-16	8-12	8-7	5-8	2-1	8th in ACC
2012	19-12	10-10	12-3	3-9	4-0	6th in ACC
2013	12-20	6-14	8-8	2-10	2-2	12th in ACC
2014	13-18	6-12	8-5	2-10	3-3	11th in ACC
2015	18-14	9-11	9-6	5-8	4-0	10th in ACC
2016	24-8	15-5	11-2	9-5	4-1	3rd in ACC
2017	13-18	8-12	10-7	3-9	0-2	10th in ACC
TOTALS	743-538	285-233	318-171	219-230	163-101	

ACC REGULAR SEASON TITLES: 5

ACC TOURNAMENT TITLES: 2

NCAA APPEARANCES: 9

SWEET 16 APPEARANCE: 1

ELITE EIGHT APPEARANCE: 1

ACC TOURNAMENT CHAMPIONS: 1995, 2002

ACC REGULAR SEASON CHAMPIONS: 1994, 1995, 2000, 2003, 2004

YEAR-BY-YEAR RESULTS

DAVID HOUSER

Head Coach: 1980-81

Seasons: 2

Record: 43-36 (.544)

1980 GAIW Division III 23-16

DATE	OPPONENT	W/L	SCORE
	Erskine	L	0-2
	Georgia	L	0-2
	Valdosta State	W	2-0
	Mercer (Atlanta)	W	2-0
	Oglethorpe	W	2-0
	North Georgia	W	2-0
	Columbus	L	1-2
	Mercer (Atlanta)	W	3-0
	Jacksonville State	L	0-2
	Florida Junior	L	0-2
	Columbus	W	2-1
	Valdosta State	W	2-1
	Mercer (Atlanta)	W	2-0
	North Georgia	W	2-0
	Oglethorpe	W	2-0
	Daytona Junior	L	0-2
	Valdosta State	W	2-0
	Tennessee Temple	L	1-2
	Mercer (Atlanta)	W	2-0
	Wesleyan	W	3-2
	Wesleyan	W	3-0
	Clemson	L	0-2
	Duke	L	0-2
	NC State	L	0-2
	Oglethorpe	W	2-0
	Mercer (Atlanta)	W	2-0
	North Alabama	L	0-2
	UT-Chattanooga	L	0-2
	Montgomery	L	0-2
	North Georgia	W	2-0
	West Georgia	L	1-2
	Judson	W	2-0
	Mercer (Atlanta)	W	3-0
	North Georgia	W	3-1
	Rawlins	L	0-3
	Florida Tech	W	2-0
	North Georgia	W	2-0
	North Georgia	W	2-0
	Rollins	L	0-2

1981 GAIW Division III 20-20

DATE	OPPONENT	W/L	SCORE
S. 26	Flagler	W	2-1
S. 26	Valdosta State	W	2-1
S. 26	Lake City	L	0-2
S. 30	Mercer (Atlanta)	W	3-1
O. 1	North Georgia	W	2-0
O. 1	West Georgia	L	1-2
O. 5	West Georgia	L	1-2
O. 5	Georgia	L	0-2
O. 8	Oglethorpe	W	2-1
O. 8	Spelman	W	2-0
O. 9	West Georgia	L	0-2
O. 10	Valdosta State	W	2-0
O. 10	Montevallo	L	0-2
O. 10	Tuskegee	L	1-2
O. 10	Troy	L	0-2
O. 14	North Georgia	W	2-1
O. 16	Valdosta State	W	2-0
O. 16	Columbus	L	1-2
O. 16	West Georgia	L	0-2
O. 20	Spelman	W	2-0
O. 20	Wesleyan	W	2-0
O. 22	Augusta	W	2-1

O. 24	UT-Chattanooga	L	0-2
O. 24	UNC-Asheville	L	0-2
O. 24	Bryan	L	0-2
O. 27	West Georgia	L	1-2
O. 27	Mercer	W	2-1
O. 30	North Carolina	L	0-2
O. 30	Maryland	L	0-2
O. 30	Duke	L	0-2
N. 3	Augusta	W	2-0
N. 3	North Georgia	W	2-0
N. 3	Georgia	L	0-2
N. 5	Valdosta State	W	2-0
N. 5	Mercer	W	2-0
N. 6	Lake City	L	1-2
N. 6	North Alabama	W	2-0
N. 6	Alabama State	L	1-2
N. 9	Columbus	W	2-1
N. 9	Huntington	W	2-1

MARY ANN INGRAM

Head Coach: 1982-3

Seasons: 2

Record: 25-40 (.385)

1982 GAIW Division II 22-16

DATE	OPPONENT	W/L	SCORE
S. 28	at UT-Chattanooga	L	0-2
S. 28	at Tennessee Temple	W	2-0
S. 30	West Georgia	L	1-2
S. 30	North Georgia	W	2-0
O. 1	Augusta	W	2-0
O. 1	Tuskegee	L	0-2
O. 4	at Georgia	L	0-2
O. 4	at West Georgia	W	2-0
O. 7	Mercer	W	3-1
O. 8	vs. Augusta ¹	W	2-0
O. 8	vs. Lake City ¹	L	0-2
O. 8	vs. Huntington ¹	W	2-0
O. 9	vs. Jacksonville State ¹	L	0-2
O. 9	at Columbus ¹	W	2-0
O. 12	Oglethorpe	W	2-0
O. 12	Mercer (Atlanta) ²	W	2-0
O. 13	at West Georgia	L	1-2
O. 13	at Columbus	W	2-0
O. 13	at Wesleyan	W	2-0
O. 22	vs. Jacksonville ³	L	0-2
O. 22	vs. Georgia ³	L	0-2
O. 22	vs. Bryan ³	L	0-3
O. 22	vs. North Alabama ³	L	0-2
O. 26	at Huntington	W	2-0
O. 26	at Columbus	L	1-2
O. 27	Spelman	W	2-0
O. 27	Mercer	W	2-1
O. 29	at Tuskegee ⁴	L	0-2
O. 29	vs. Alabama State ⁴	L	0-2
O. 30	vs. Florida A&M ⁴	W	2-1
O. 30	vs. Florida A&M ⁴	W	1-0
O. 30	vs. Columbus ⁴	W	2-1
O. 30	vs. Alabama State ⁴	W	0-2
O. 30	at Tuskegee ⁴	W	1-0
N. 3	at Mercer	L	1-2
N. 3	at Augusta	W	0-0
N. 11	Columbus	W	2-1
N. 11	Wesleyan	W	2-0

1 - Columbus Tournament, Columbus, Ga.

2 - at Oglethorpe University, Atlanta, Ga.

3 - West Georgia Invitational, Carrollton, Ga.

4 - Tuskegee Tournament, Tuskegee, Ala.

1983 NCAA DIVISION I 3-24, 0-7 ACC

DATE	OPPONENT	W/L	SCORE
S. 21	at Furman	L	0-2
S. 21	at USC-Aiken	L	0-2
S. 23	UNC-Charlotte	L	0-2
S. 23	Troy	L	0-2
S. 24	Erskine	L	0-2
S. 30	at Morehead State	L	0-3
S. 30	at NC State	L	0-3
S. 30	at Mississippi State	L	0-3
O. 3	West Georgia	L	1-3
O. 6	Tennessee Temple	L	1-2
O. 6	Mercer	W	2-0
O. 7	UAB	L	1-3
O. 14	New Orleans	L	0-3
O. 16	at Duke	L	0-3
O. 16	at North Carolina	L	0-3
O. 20	at UT-Chattanooga	L	1-3
O. 21	Georgia	L	0-3
O. 28	Wake Forest	L	1-3
O. 29	Clemson	L	0-3
O. 31	UAB	L	0-3
N. 2	Mercer	W	2-0
N. 2	North Carolina	W	2-0
N. 4	at Maryland	L	0-3
N. 5	at Virginia	L	0-3
N. 5	at Clemson	L	0-3
N. 8	West Georgia	L	1-3
N. 11	vs. NC State#	L	0-3

- ACC Tournament, Durham, N.C.

TERRY CHAMBERS

Head Coach: 1984

Seasons: 1

Record: 4-22 (.154)

1984 4-22, 0-7 ACC

DATE	OPPONENT	W/L	SCORE
S. 28	Duke	L	0-3
S. 29	UCF	L	0-3
O. 4	at Tennessee Temple	W	2-0
O. 4	at Tennessee Nazarene	W	2-0
O. 5	Georgia	L	0-3
O. 9	Furman	L	0-3
O. 9	UAB	L	0-3
O. 11	UT-Chattanooga	W	3-2
O. 13	North Carolina	L	0-3
O. 16	at Clemson	L	1-3
O. 19	vs. Samford ³	W	2-0
O. 19	vs. Montevallo ³	L	0-2
O. 20	vs. Mississippi State ³	L	1-2
O. 20	vs. UAB ³	L	0-2
O. 20	vs. Rollins ³	L	0-2
O. 23	West Georgia	L	2-3
O. 25	at Georgia	L	0-3
O. 26	at Furman ⁶	L	0-3
O. 26	vs. Stetson ⁶	L	2-3
O. 27	vs. Fontebonne ⁶	L	0-3
N. 1	Maryland	L	0-3
N. 2	at NC State	L	0-3
N. 3	at Virginia	L	1-3
N. 4	at Wake Forest	L	2-3
N. 8	UAB	L	0-3
N. 8	vs. Duke#	L	0-3

3 - West Georgia Invitational, Carrollton, Ga.

6 - Furman Invitational, Greenville, S.C.

- ACC Tournament, College Park, Md.

YEAR-BY-YEAR RESULTS

JUDY SACKFIELD

Head Coach: 1985-90

Seasons: 6

Record: 75-132 (.362)

1985 4-26, 0-7 ACC

DATE	OPPONENT	W/L	SCORE
S. 20	at UAB ⁷	L	0-3
S. 20	vs. Mississippi State ⁷	L	0-3
S. 21	vs. Tennessee Tech ⁷	L	0-3
S. 21	vs. South Alabama ⁷	L	0-3
S. 26	at Georgia State	W	3-0
S. 28	Tennessee Tech	L	0-3
O. 1	at UT-Chattanooga	L	0-3
O. 3	at Georgia	L	0-3
O. 5	Wake Forest	L	1-3
O. 8	Tennessee Temple	W	3-1
O. 8	West Georgia	W	2-0
O. 11	at UCF ⁸	L	0-3
O. 11	vs. South Alabama ⁸	L	1-3
O. 12	vs. UAB ⁸	L	0-3
O. 12	vs. Stetson ⁸	L	0-3
O. 15	at Georgia State	W	2-1
O. 19	Virginia	L	0-3
O. 21	Western Carolina	L	0-3
O. 22	Clemson	L	0-3
O. 25	South Florida	L	0-3
O. 25	UT-Chattanooga	L	0-3
O. 26	NC State	L	0-3
O. 29	Georgia	L	0-3
N. 2	at Maryland	L	0-3
N. 5	UAB	L	0-3
N. 7	at Duke	L	0-3
N. 8	at North Carolina	L	0-3
N. 15	Morehead State	L	0-3
N. 19	at West Georgia	L	1-3
N. 22	vs. Duke [#]	L	0-3

7 - UAB Tournament, Birmingham, Ala.

8 - UCF Tournament, Orlando, Fla.

- ACC Tournament, Chapel Hill, N.C.

1986 8-20, 0-7 ACC

DATE	OPPONENT	W/L	SCORE
S. 23	at UNC-Asheville	W	3-1
S. 24	at Furman	W	3-1
S. 30	Western Carolina	L	0-3
O. 1	at Georgia State	W	3-1
O. 3	at Wake Forest	L	0-3
O. 4	at NC State	L	0-3
O. 7	at UAB	L	0-3
O. 10	Winthrop	W	3-1
O. 14	at Georgia	L	1-3
O. 16	Georgia State	W	3-0
O. 18	North Carolina	L	0-3
O. 19	Mississippi State	L	0-3
O. 22	at Clemson	L	0-3
O. 24	vs. Coastal Carolina ⁹	L	0-2
O. 24	vs. Appalachian State ⁹	L	0-2
O. 24	vs. Baptist ⁹	L	1-2
O. 25	vs. West Georgia ⁹	W	2-0
O. 25	vs. Campbell ⁹	W	3-1
O. 27	UAB	L	1-3
O. 28	at Western Carolina	L	0-3
N. 1	Duke	L	0-3
N. 3	UNC-Asheville	W	3-0
N. 4	Georgia	L	0-3
N. 7	Maryland	L	0-3
N. 11	at Tennessee Tech	L	0-3
N. 14	at Virginia	L	0-3
N. 15	at Radford	L	0-3

N. 21 vs. North Carolina[#] L 0-3

9 - Winthrop Tournament, Rock Hill, S.C.

- ACC Tournament, Raleigh, N.C.

1987 18-20, 0-6 ACC

DATE	OPPONENT	W/L	SCORE
S. 19	vs. Furman ¹⁰	W	3-1
S. 19	at Jacksonville ¹⁰	L	0-3
S. 20	vs. Georgia State ¹⁰	W	3-0
S. 20	vs. Winthrop ¹⁰	W	3-2
S. 20	vs. Coastal Carolina ¹⁰	W	3-1
S. 22	at UNC-Asheville	W	3-0
S. 23	at Western Carolina	L	2-3
S. 25	vs. Furman ¹¹	L	1-3
S. 25	vs. Western Carolina ¹¹	L	1-3
S. 26	vs. East Carolina ¹¹	W	3-1
S. 29	Georgia State	W	3-0
S. 30	at Auburn	L	0-3
O. 3	at Maryland	L	1-3
O. 5	Mercer	W	3-0
O. 7	at UAH	W	3-0
O. 10	Virginia	L	0-3
O. 12	at UNC-Charlotte	L	0-3
O. 13	at Augusta	W	3-1
O. 13	at South Carolina State	W	3-0
O. 15	UAB	L	1-3
O. 18	Penn	L	1-3
O. 21	Clemson	L	1-3
O. 23	Georgia Southern	W	3-0
O. 23	Winthrop	W	3-2
O. 24	East Tennessee State	L	1-3
O. 27	Georgia	L	1-3
O. 29	Furman	L	2-3
O. 30	Augusta	W	3-0
N. 2	at Mercer	W	3-0
N. 3	at Georgia State	W	3-1
N. 4	Auburn	L	0-3
N. 6	NC State	L	0-3
N. 9	Western Carolina	W	3-1
N. 10	UAB	L	0-3
N. 12	at Duke	L	0-3
N. 13	at North Carolina	L	0-3
N. 15	Tennessee Tech	W	3-2
N. 20	vs. North Carolina [#]	L	0-3

10 - Jacksonville Tournament, Jacksonville, Fla.

11 - UNC-Charlotte Tournament, Charlotte, N.C.

- ACC Tournament, Clemson, S.C.

1988 20-16, 0-6 ACC

DATE	OPPONENT	W/L	SCORE
S. 13	at Coastal Carolina	W	3-0
S. 13	at South Carolina State	W	3-0
S. 14	at Furman	W	3-0
S. 17	at Davidson	W	3-0
S. 17	at East Carolina	W	3-0
S. 20	at Winthrop	W	3-1
S. 22	vs. Georgia ¹²	L	1-3
S. 23	vs. Georgia State ¹²	W	3-0
S. 23	vs. Mercer ¹²	W	3-0
S. 24	vs. Augusta ¹²	W	3-0
S. 27	at UNC-Asheville	W	3-0
S. 28	at Samford	W	3-0
O. 2	Duke	L	1-3
O. 5	at Augusta	W	3-0
O. 7	at Virginia	L	0-3
O. 8	at Liberty	L	1-3
O. 8	at James Madison	W	3-1
O. 11	Georgia State	W	3-0
O. 12	UAB	L	2-3
O. 15	at Tennessee Tech	W	3-1

O. 18	at Clemson	L	2-3
O. 19	Samford	W	3-0
O. 21	at East Tennessee State	W	3-0
O. 24	UAB	L	1-3
O. 25	Western Carolina	W	3-1
O. 27	at Mercer	W	3-0
O. 29	North Carolina	L	0-3
O. 30	Cincinnati	L	1-3
N. 2	at Western Carolina	L	2-3
N. 5	Maryland	L	1-3
N. 8	at Georgia	L	0-3
N. 9	at Georgia Southern	W	3-0
N. 11	NC State	L	0-3
N. 12	at UNC-Charlotte	L	2-3
N. 14	Auburn	L	0-3
N. 19	vs. North Carolina [#]	L	0-3

12 - Peach State Tournament, Atlanta, Ga.

- ACC Tournament, Atlanta, Ga.

1989 17-20, 0-6 ACC

DATE	OPPONENT	W/L	SCORE
S. 13	at UNC-Asheville	W	3-0
S. 15	Winthrop	W	3-0
S. 15	South Carolina State	W	3-0
S. 19	at Mercer	W	3-0
S. 22	vs. Alabama ¹³	W	3-1
S. 22	vs. Southern Mississippi ¹³	L	2-3
S. 23	vs. Sam Houston State ¹³	L	0-3
S. 23	at New Orleans ¹³	L	0-3
S. 29	Georgia State	W	3-1
S. 29	NC State	L	0-3
S. 30	UNC-Asheville	W	3-0
S. 30	Samford	W	3-1
O. 3	Clemson	L	0-3
O. 4	Augusta	W	3-0
O. 6	James Madison	L	0-3
O. 7	UAB	L	1-3
O. 7	Furman	W	3-0
O. 8	Georgia Southern	W	3-0
O. 10	at Western Carolina	W	3-2
O. 13	at Maryland	L	0-3
O. 13	at Syracuse	L	0-3
O. 14	at Southern Mississippi	W	3-1
O. 14	at South Carolina	L	0-3
O. 16	at Georgia State	W	3-2
O. 18	Georgia	L	1-3
O. 20	Virginia	L	1-3
O. 26	Western Carolina	L	1-3
O. 27	Tennessee Tech	W	3-2
O. 27	East Carolina	L	1-3
O. 31	at Auburn	L	1-3
N. 3	at Duke	L	0-3
N. 4	at North Carolina	L	0-3
N. 7	Auburn	L	0-3
N. 11	Mercer	W	3-0
N. 11	UNC-Charlotte	W	3-1
N. 13	at Samford	L	1-3
N. 18	vs. Duke [#]	L	0-3

13 - New Orleans Classic, New Orleans, La.

- ACC Tournament, Hilton Head, S.C.

1990 8-30, 0-6 ACC

DATE	OPPONENT	W/L	SCORE
S. 12	at UNC-Asheville	W	3-0
S. 15	Baptist ¹²	W	3-1
S. 16	Tennessee Tech ¹²	L	0-3
S. 18	at South Carolina State	W	3-1
S. 19	at UAB	L	0-3
S. 21	vs. Nicholls State ¹³	W	3-2
S. 21	at New Orleans ¹³	L	0-3

YEAR-BY-YEAR RESULTS

S. 21	vs. Sam Houston State ¹³	L	0-3
S. 22	vs. Tennessee Tech ¹³	L	0-3
S. 22	vs. Middle Tennessee State ¹³	W	3-0
S. 25	Georgia State	L	1-3
S. 28	vs. Western Carolina ¹⁴	W	3-1
S. 28	vs. Appalachian State ¹⁴	L	1-3
S. 29	vs. Furman ¹⁴	L	1-3
S. 29	at UNC-Charlotte ¹⁴	L	0-3
O. 1	at Georgia State	L	0-3
O. 3	at Auburn	L	0-3
O. 6	North Carolina	L	1-3
O. 7	Duke	L	0-3
O. 9	at Furman	L	1-3
O. 13	vs. Evansville ¹⁵	L	0-3
O. 13	vs. East Tennessee State ¹⁵	L	1-3
O. 14	at Tennessee Tech ¹⁵	L	0-3
O. 16	at Clemson	L	0-3
O. 20	at UNC-Charlotte ¹⁶	L	0-3
O. 30	at Western Carolina	L	0-3
O. 22	at Georgia Southern	W	3-0
O. 23	at Mercer	W	3-0
O. 28	Maryland	L	0-3
O. 30	Western Carolina	L	0-3
N. 2	at NC State	L	0-3
N. 3	at Winthrop	L	0-3
N. 5	South Carolina	L	1-3
N. 9	at James Madison	L	0-3
N. 10	at Virginia	L	0-3
N. 10	at Virginia Tech ¹⁷	L	0-3
N. 14	at Georgia	L	0-3
N. 16	vs. Duke#	L	0-3

12 - Peach State Tournament, Atlanta, Ga.

13 - New Orleans Classic, New Orleans, La.

14 - UNC-Charlotte Invitational, Charlotte, N.C.

15 - Tennessee Tech Invite, Cookeville, Tenn.

16 - at Western Carolina, Cullowhee, N.C.

17 - at Virginia, Charlottesville, Va.

- ACC Tournament, Hilton Head, S.C.

O. 19	at Davidson ²¹	W	3-0
O. 19	vs. Winthrop ²¹	W	3-0
O. 23	UT-Chattanooga	W	3-1
O. 26	NC State	W	3-0
O. 27	Virginia	W	3-1
N. 1	at Duke	L	0-3
N. 2	at North Carolina	L	0-3
N. 5	Georgia State	W	3-0
N. 10	Florida State	W	3-2
N. 12	Mercer	W	3-2
N. 22	vs. NC State#	W	3-2
N. 23	vs. Duke#	L	0-3

14 - UNC-Charlotte Invitational, Charlotte N.C.

18 - Coastal Carolina Classic, Conway, S.C.

19 - Ole Miss Invite, University, Miss.

20 - at Marist School, Atlanta, Ga.

21 - Davidson Invitational, Davidson, NC.

- ACC Tournament, Charlottesville, Va.

1992 30-10, 4-3 ACC

DATE	OPPONENT	W/L	SCORE
S. 2	at UT-Chattanooga	W	3-0
S. 4	vs. Campbell ¹⁸	W	3-0
S. 4	vs. Appalachian State ¹⁸	W	3-1
S. 5	vs. UNC-Greensboro ¹⁸	W	3-1
S. 5	vs. VCU ¹⁸	W	3-2
S. 5	at Coastal Carolina	W	3-0
S. 9	at #20 Pepperdine	L	1-3
S. 11	vs. Montana ²²	L	0-3
S. 11	vs. Cal State Northridge ²²	L	0-3
S. 12	vs. California-San Diego ²²	L	0-3
S. 12	vs. Morehead State ²²	W	3-0
S. 17	Northeastern Louisiana	W	3-0
S. 18	vs. Western Carolina ²³	W	3-0
S. 18	vs. Stetson ²³	W	3-0
S. 18	at Georgia State ²³	W	3-0
S. 19	vs. Mercer ²³	W	3-0
S. 20	vs. Jacksonville ²³	W	3-0
S. 23	Auburn	W	3-1
S. 26	Georgia State	W	3-0
S. 26	Yale	W	3-0
S. 29	Clemson	L	2-3
O. 2	Virginia	W	3-0
O. 3	Maryland	W	3-2
O. 7	at #19 Georgia	L	0-3
O. 10	at West Georgia	W	3-2
O. 10	vs. Jacksonville State ²⁴	W	3-0
O. 10	UNC-Wilmington	W	3-0
O. 10	Georgia Southern	W	3-2
O. 11	at UT-Chattanooga	W	3-1
O. 17	at Florida State	L	2-3
O. 18	at Mercer	W	3-0
O. 20	Georgia State	W	3-0
O. 30	at Duke	L	0-3
O. 31	at North Carolina	L	2-3
N. 7	NC State	W	3-2
N. 10	at Clemson	W	3-1
N. 13	Southwest Texas State ²⁵	W	3-0
N. 14	George Mason ²⁵	W	3-0
N. 14	UNC-Charlotte ²⁵	W	3-0
N. 20	vs. North Carolina#	L	1-3

18 - Coastal Carolina Classic, Conway, S.C.

22 - UC-Santa Barbara Invite, Santa Barbara, Calif.

23 - Georgia State Invitational, Atlanta, Ga.

24 - at West Georgia, Carrollton, Ga.

25 - Courtyard by Marriott Classic, Atlanta, Ga.

- ACC Tournament, College Park, Md.

NIVC TOURNAMENT

1993 25-13, 8-6 ACC

DATE	OPPONENT	W/L	SCORE
S. 1	UT-Chattanooga	W	3-0
S. 1	at Georgia State	W	3-0
S. 4	East Carolina ²⁵	W	3-0
S. 4	Davidson ²⁵	W	3-0
S. 4	Coastal Carolina ²⁵	W	3-0
S. 5	East Carolina ²⁵	W	3-0
S. 9	at #14 Hawaii ²⁶	L	0-3
S. 10	vs. #4 UCLA ²⁶	L	1-3
S. 11	vs. #12 Penn State ²⁶	L	0-3
S. 17	vs. Western Carolina ²⁷	W	3-0
S. 17	vs. South Alabama ²⁷	W	3-0
S. 18	at Auburn ²⁷	W	3-1
S. 22	Georgia State	W	3-0
S. 25	at #25 Florida State	L	0-3
S. 28	Clemson	L	0-3
O. 1	at Georgia State ²³	W	3-0
O. 2	vs. Samford ²³	W	3-0
O. 2	vs. Florida Atlantic ²³	W	3-1
O. 3	Kentucky	L	2-3
O. 5	at Clemson	L	0-3
O. 8	Virginia	W	3-0
O. 9	Maryland	W	3-1
O. 15	at North Carolina	L	2-3
O. 16	at Duke	L	0-3
O. 20	Tennessee	L	2-3
O. 23	at NC State	W	3-1
O. 29	North Carolina	W	3-0
O. 30	#22 Duke	L	2-3
O. 31	NC A&T	W	3-0
N. 5	#23 Florida State	W	3-1
N. 6	NC State	W	3-0
N. 12	at Maryland	W	3-0
N. 13	at Virginia	W	3-1
N. 19	vs. Maryland#	L	2-3
D. 3	vs. Kansas^	W	3-0
D. 3	vs. LSU^	L	1-3
D. 4	vs. Siena^	W	3-0
D. 4	vs. Bowling Green^	W	3-0

23 - Georgia State Invitational, Atlanta, Ga.

25 - Courtyard by Marriott Classic, Atlanta, Ga.

26 - Hawaiian Airlines Classic, Honolulu, Hawaii

27 - Auburn Classic, Auburn, Ala.

- ACC Tournament, Durham, N.C.

^ - NIVC Tournament, Kansas City, Mo.

ACC SEASON CHAMPS

NCAA 2ND ROUND

1994 26-9, 11-3 ACC

DATE	OPPONENT	W/L	SCORE
S. 1	vs. Charleston Southern ¹¹	W	3-0
S. 1	at UNC-Charlotte ¹¹	W	3-0
S. 2	vs. Tennessee Tech ²¹	W	3-1
S. 2	at Davidson ²¹	W	3-0
S. 2	vs. William & Mary ²¹	W	3-0
S. 3	vs. East Tennessee State ²¹	W	3-0
S. 3	at Davidson	W	3-0
S. 7	at #16 Notre Dame	L	0-3
S. 9	vs. #1 Stanford ²⁹	L	0-3
S. 10	at #21 Illinois ²⁹	L	0-3
S. 11	at #21 Illinois	L	1-3
S. 17	Alabama ²⁵	W	3-1
S. 18	Auburn ²⁵	W	3-2
S. 23	at Virginia	W	3-0
S. 24	at Maryland	L	1-3
S. 28	Clemson	W	3-0
O. 1	at Florida State	W	3-0
O. 6	UCF	W	3-0
O. 9	Florida Atlantic	W	3-0
O. 11	at Clemson	L	0-3
O. 14	Virginia	W	3-1
O. 15	Maryland	W	3-0
O. 21	at North Carolina	W	3-1
O. 22	at #18 Duke	L	0-3
O. 26	Georgia State	W	3-0
O. 28	at NC State	W	3-0
N. 3	#22 Duke	W	3-2

SHELTON COLLIER

Head Coach: 1991-2001

Seasons: 11

Record: 271-114 (.704)

1991 27-9, 3-4 ACC

DATE	OPPONENT	W/L	SCORE
A. 31	at UT-Chattanooga	W	3-0
S. 6	vs. Charleston ¹⁸	W	3-0
S. 6	vs. South Carolina ¹⁸	W	3-1
S. 7	at Coastal Carolina ¹⁸	W	3-0
S. 7	vs. USC-Aiken ¹⁸	W	3-0
S. 13	vs. Tennessee ¹⁹	L	2-3
S. 14	vs. Mississippi ¹⁹	L	1-3
S. 17	Georgia Southern	W	3-0
S. 20	at Western Carolina	W	3-0
S. 21	Winthrop ²⁰	W	3-0
S. 25	West Georgia	W	3-0
S. 27	vs. Coastal Carolina ¹⁴	W	3-1
S. 27	at UNC-Charlotte ¹⁴	W	3-1
S. 28	vs. UNC-Wilmington ¹⁴	W	3-1
S. 28	vs. Nicholls State ¹⁴	W	3-2
O. 1	at Georgia State	W	3-1
O. 4	at Georgetown	L	2-3
O. 5	at Maryland	L	1-3
O. 10	Clemson	L	2-3
O. 12	Western Carolina	W	3-0
O. 15	Georgia	L	2-3
O. 18	vs. Charleston Southern ²¹	W	3-0
O. 18	vs. UNC-Greensboro ²¹	W	3-0
O. 19	vs. Lake Erie ²¹	W	3-2

YEAR-BY-YEAR RESULTS

N. 4	North Carolina	W	3-0
N. 7	at Georgia State	W	3-0
N. 11	NC State	W	3-1
N. 12	Florida State	W	3-0
N. 18	vs. NC State#	W	3-0
N. 19	vs. Clemson#	L	0-3
N. 30	George Mason&	W	3-1
D. 3	#3 UCLA&	L	0-3

11 - UNC-Charlotte Tournament, Charlotte, N.C.

21 - Davidson Invitational, Davidson, N.C.

29 - Illinois Classic, Champaign, Ill.

- ACC Tournament, Chapel Hill, N.C.

& - NCAA Tournament, Austin, Texas

ACC SEASON & ACC TOURNAMENT CHAMPS NCAA 2ND ROUND

1995		27-9, 12-2 ACC	
DATE	OPPONENT	W/L	SCORE
S. 1	vs. Kentucky ³¹	W	3-1
S. 2	vs. #10 Ohio State ³¹	L	0-3
S. 3	at #12 Colorado ³¹	W	3-2
S. 7	at Northeastern Illinois	W	3-0
S. 8	at #22 Illinois ³²	L	0-3
S. 9	vs. #5 Stanford ³²	L	2-3
S. 10	at DePaul	W	3-0
S. 10	at Chicago State	W	3-0
S. 14	Auburn	W	3-2
S. 16	vs. Boston College ²⁵	W	3-0
S. 16	vs. Providence ²⁵	W	3-0
S. 17	Providence ²⁵	W	3-0
S. 17	Boston College ²⁵	W	3-0
S. 22	Florida State	W	3-1
S. 23	North Carolina	W	3-1
S. 26	at Clemson	L	2-3
S. 29	at Maryland	L	1-3
S. 30	at Virginia	W	3-0
O. 6	at Florida State	W	3-0
O. 10	Clemson	W	3-0
O. 13	#8 Notre Dame	W	3-2
O. 15	#11 Texas	L	0-3
O. 17	at Georgia State	W	3-0
O. 20	Maryland	W	3-0
O. 21	Virginia	W	3-0
O. 27	at Duke	W	3-2
O. 28	at NC State	W	3-1
O. 31	Georgia State	W	3-0
N. 5	at North Carolina	W	3-0
N. 10	Duke	W	3-0
N. 11	NC State	W	3-1
N. 16	vs. Virginia#	W	3-0
N. 17	vs. North Carolina#	W	3-0
N. 18	vs. Maryland#	W	3-0
N. 29	Siena&	W	3-0
D. 3	vs. #12 Penn State&	L	0-3

25 - Courtyard by Marriott Classic, Atlanta, Ga.

31 - Colorado Invitational, Boulder, Colo.

32 - Mizuno USA Cup, Chicago, Ill.

- ACC Tournament, Clemson, S.C.

& - NCAA Tournament, Amherst, Mass.

NCAA 2ND ROUND

1996	32-8, 11-5 ACC		
DATE	OPPONENT	W/L	SCORE
A. 30	vs. Cincinnati ³³	W	3-1
A. 31	vs. Miami (Ohio) ³³	W	3-1
A. 31	at Kentucky ³³	W	3-1
S. 5	at Furman ⁶	W	3-0
S. 5	vs. Western Carolina ⁶	W	3-0
S. 6	vs. UNC-Asheville ⁶	W	3-0
S. 6	vs. Jacksonville State ⁶	W	3-0
S. 6	vs. College of Charleston ⁶	W	3-0
S. 7	vs. College of Charleston ⁶	W	3-0
S. 7	vs. Campbell ⁶	W	3-0
S. 7	vs. UNC-Asheville ⁶	W	3-0
S. 13	at Minnesota ³⁴	W	3-2
S. 14	vs. Arkansas ³⁴	W	3-0
S. 14	vs. Marshall ³⁴	W	3-2
S. 20	Wisconsin-Milwaukee ²⁵	W	3-0

S. 21	Wisconsin-Milwaukee ²⁵	W	3-1
S. 21	Auburn ²⁵	L	1-3
S. 25	at Clemson	W	3-0
S. 29	at Florida State	W	3-1
O. 4	at Maryland	L	1-3
O. 5	at Virginia	L	1-3
O. 9	North Carolina	W	3-1
O. 12	NC State	W	3-1
O. 13	Florida State	W	3-1
O. 18	at Wake Forest	W	3-0
O. 19	at Duke	L	0-3
O. 23	Clemson	W	3-0
O. 25	UCF	W	3-0
N. 1	Virginia	W	3-1
N. 2	Maryland	L	1-3
N. 4	at Georgia State	W	3-0
N. 8	at NC State	W	3-2
N. 9	at North Carolina	L	1-3
N. 15	Duke	W	3-0
N. 16	Wake Forest	W	3-0
N. 22	Florida State#	W	3-0
N. 23	Duke#	W	3-0
N. 24	#22 Maryland#	L	0-3
D. 4	Coastal Carolina&	W	3-0
D. 8	vs. #7 Penn State&	L	0-3

6 - Furman Invitational, Greenville, S.C.

25 - Courtyard by Marriott Classic, Atlanta, Ga.

33 - Kentucky Classic, Lexington, Ky.

34 - Minnesota Invitational, Minneapolis, Minn.

- ACC Tournament, Atlanta, Ga.

& - NCAA Tournament, Cleveland, Ohio

1997	19-5, 10-6 ACC		
DATE	OPPONENT	W/L	SCORE
A. 29	at #5 Long Beach State ³⁵	L	0-3
A. 30	#9 California-Santa Barbara ³⁵	L	1-3
S. 1	at Pepperdine	L	0-3
S. 2	at Cal State Fullerton	W	3-2
S. 5	Bethune Cookman	W	3-0
S. 5	Furman ²⁵	W	3-0
S. 6	Mercer ²⁵	W	3-1
S. 6	Minnesota ²⁵	L	0-3
S. 10	at Illinois State	L	2-3
S. 12	vs. Illinois ³²	L	0-3
S. 13	vs. Duke ³²	L	0-3
S. 14	at Wisconsin-Milwaukee	L	0-3
S. 19	North Florida	W	3-0
S. 20	Georgia State	W/L	3-0
S. 20	Southern Methodist	W	3-0
S. 26	Duke	L	1-3
S. 27	Wake Forest	W	3-1
S. 30	at Clemson	L	1-3
O. 5	at Florida State	L	1-3
O. 10	at NC State	W	3-0
O. 11	at North Carolina	W	3-2
O. 17	Maryland	L	2-3
O. 18	Virginia	L	2-3
O. 24	North Carolina	W	3-2
O. 25	Florida State	W	3-1
O. 26	NC State	W	3-0
O. 31	at Virginia	W	3-0
N. 1	at Maryland	L	2-3
N. 6	Clemson	W	3-1
N. 14	at Wake Forest	W	3-0
N. 15	at Duke	W	3-0
N. 21	vs. North Carolina#	W	3-2
N. 22	vs. Florida State#	W	3-1
N. 23	vs. Clemson#	L	1-3

25 - Courtyard by Marriott Classic, Atlanta, Ga.

32 - Mizuno USA Cup, Chicago, Ill.

35 - Long Beach State Invite, Long Beach Calif.

- ACC Tournament, Raleigh, N.C.

1998		22-13, 10-6 ACC	
DATE	OPPONENT	W/L	SCORE
A. 29	at #5 Long Beach State ³⁵	L	0-3
A. 30	#9 California-Santa Barbara ³⁵	L	1-3
S. 1	at Pepperdine	L	0-3
S. 2	at Cal State Fullerton	W	3-2

S. 5	Bethune Cookman	W	3-0
S. 5	Furman ²⁵	W	3-0
S. 6	Mercer ²⁵	W	3-1
S. 6	Minnesota ²⁵	L	0-3
S. 10	at Illinois State	L	2-3
S. 12	vs. Illinois ³²	L	0-3
S. 13	vs. Duke ³²	L	0-3
S. 14	at Wisconsin-Milwaukee	L	0-3
S. 19	North Florida	W	3-0
S. 20	Georgia State	W	3-0
S. 20	Southern Methodist	W	3-0
S. 26	Duke	L	1-3
S. 27	Wake Forest	W	3-1
S. 30	at Clemson	L	1-3
O. 5	at Florida State	L	1-3
O. 10	at NC State	W	3-0
O. 11	at North Carolina	W	3-2
O. 17	Maryland	L	2-3
O. 18	Virginia	L	2-3
O. 24	North Carolina	W	3-2
O. 25	Florida State	W	3-1
O. 26	NC State	W	3-0
O. 31	at Virginia	W	3-0
N. 1	at Maryland	L	2-3
N. 6	Clemson	W	3-1
N. 14	at Wake Forest	W	3-0
N. 15	at Duke	W	3-0
N. 21	vs. North Carolina#	W	3-2
N. 22	vs. Florida State#	W	3-1
N. 23	vs. Clemson#	L	1-3

25 - Courtyard by Marriott Classic, Atlanta, Ga.

32 - Mizuno USA Cup, Chicago, Ill.

35 - Long Beach State Invite, Long Beach Calif.

- ACC Tournament, Raleigh, N.C.

1999	17-14, 6-10 ACC		
DATE	OPPONENT	W/L	SCORE
S. 3	vs. UTEP ³⁷	W	3-0
S. 4	vs. Arkansas-Little Rock ³⁷	W	3-0
S. 4	at Texas-Arlington ³⁷	W	3-0
S. 10	South Carolina ²⁵	L	2-3
S. 10	#9 Cal-Santa Barbara ²⁵	L	0-3
S. 11	Virginia Tech ²⁵	W	3-0
S. 11	Arizona State ²⁵	L	0-3
S. 14	Georgia State	W	3-0
S. 16	Illinois State	W	3-1
S. 17	vs. Winthrop ³⁸	W	3-0
S. 17	vs. Air Force ³⁸	W	3-0
S. 18	vs. Belmon ³⁸	W	3-0
S. 18	at Alabama ³⁸	W	3-1
S. 24	at Wake Forest	W	3-1
S. 28	at Duke	W	3-1
O. 1	#13 Clemson	L	1-3
O. 5	North Carolina	L	1-3
O. 8	NC State	L	2-3
O. 9	Florida State	W	3-0
O. 15	at Virginia	L	1-3
O. 16	at Maryland	L	2-3
O. 22	at NC State	L	2-3
O. 23	at #25 North Carolina	L	1-3
O. 29	Maryland	W	3-0
O. 30	Virginia	W	3-1
N. 2	at #14 Clemson	L	0-3
N. 7	at Florida State	W	3-1
N. 12	Duke	L	1-3
N. 13	Wake Forest	L	0-3
N. 19	vs. Wake Forest#	L	0-3
N. 26	Georgia	W	3-1

25 - Courtyard by Marriott Classic, Atlanta, Ga.

37 - UT-Arlington Tournament, Arlington, Texas

38 - Crimson Tide Classic, Tuscaloosa, Ala.

- ACC Tournament, Orlando, Fla.

ACC SEASON CO-CHAMPIONS

NCAA 1st ROUND

2000		25-8, 13-3 ACC	
DATE	OPPONENT	W/L	SCORE
S. 1	at Davidson	W	3-0
S. 1	vs. UNC-Wilmington ²¹	W	3-0

YEAR-BY-YEAR RESULTS

S. 2	vs. Georgia State ²¹	W	3-0
S. 2	at Davidson ²¹	W	3-1
S. 8	#10 Minnesota ²⁵	L	1-3
S. 9	Coastal Carolina ²⁵	W	3-0
S. 10	#9 Pacific ²⁵	L	2-3
S. 12	at Georgia State	W	3-0
S. 12	at UT-Chattanooga	W	3-0
S. 15	vs. Loyola-Chicago ³⁹	W	3-0
S. 16	vs. Massachusetts ³⁹	W	3-0
S. 16	at #3 Colorado State ³⁹	L	0-3
S. 22	at North Carolina	L	2-3
S. 23	at NC State	W	3-1
S. 29	Virginia	W	3-1
S. 30	Maryland	W	3-1
O. 4	at Wake Forest	W	3-0
O. 6	at Duke	W	3-0
O. 10	Clemson	W	3-0
O. 13	at Florida State	W	3-2
O. 15	at Florida A&M	W	3-0
O. 20	Wake Forest	W	3-1
O. 21	Duke	W	3-2
O. 27	at Clemson	W	3-0
N. 3	at Maryland	W	3-0
N. 4	at Virginia	L	2-3
N. 7	NC State	W	3-0
N. 10	Florida State	L	1-3
N. 11	North Carolina	W	3-2
N. 16	vs. NC State#	W	3-0
N. 17	vs. Duke#	L	2-3
N. 24	at Georgia	W	3-0
D. 1	vs. Colorado&	L	1-3

21 - Davidson Invitational, Davidson, N.C.

25 - Courtyard by Marriott Classic, Atlanta, Ga.

39 - Colorado State Classic, Fort Collins, Colo.

- ACC Tournament, Winston-Salem, N.C.

& - Richmond, Va.

NCAA 1st ROUND

2001	DATE	OPPONENT	W/L	SCORE
	A. 31	vs. Texas Tech ⁴⁰	W	3-0
	A. 31	at #21 Utah ⁴⁰	L	0-3
	S. 1	vs. Rhode Island ⁴⁰	W	3-0
	S. 7	#12 Colorado State ²⁵	L	1-3
	S. 8	LSU ²⁵	W	3-0
	S. 9	Georgetown ²⁵	W	3-0
	S. 18	Duke	L	2-3
	S. 22	Florida State	W	3-0
	S. 23	Wake Forest	W	3-1
	S. 28	Clemson	W	3-0
	O. 2	at NC State	W	3-1
	O. 7	at North Carolina	L	0-3
	O. 12	Maryland	W	3-2
	O. 13	Virginia	W	3-0
	O. 14	Arkansas	W	3-1
	O. 19	at Wake Forest	W	3-2
	O. 20	at Duke	L	1-3
	O. 23	at Clemson	W	3-1
	O. 27	at Florida A&M	W	3-1
	O. 28	at Florida State	L	2-3
	N. 2	North Carolina	W	3-2
	N. 3	NC State	W	3-0
	N. 9	at Virginia	W	3-0
	N. 10	at Maryland	W	3-1
	N. 16	vs. Maryland#	L	2-3
	N. 23	Georgia	W	3-0
	D. 1	vs. Louisville&	L	2-3

25 - Courtyard by Marriott Classic, Atlanta, Ga.

40 - Utah Classic Tournament, Salt Lake City, Utah

- ACC Tournament, Tallahassee, Fla.

& - NCAA Tournament, San Diego, Calif.

BOND SHYMANSKY

Head Coach: 2002-09

Seasons: 7

Record: 172-64 (.729)

ACC TOURNAMENT CHAMPS

2002	DATE	OPPONENT	W/L	SCORE
	A. 30	vs. Villanova ⁴¹	W	3-0
	A. 30	vs. Rice ⁴¹	W	3-0
	A. 31	vs. #14 Northern Iowa ⁴¹	L	1-3
	A. 31	at George Mason ⁴¹	W	3-0
	S. 6	Florida A&M ²⁵	W	3-1
	S. 6	#22 Louisville ²⁵	W	3-0
	S. 7	Miami (Ohio) ²⁵	W	3-1
	S. 10	at Georgia	W	3-1
	S. 13	vs. #19 Michigan State ⁴²	W	3-1
	S. 14	at South Florida ⁴²	L	2-3
	S. 14	vs. #24 Kansas State ⁴²	W	3-1
	S. 17	at Georgia State	W	3-0
	S. 17	at UT-Chattanooga	W	3-0
	S. 20	Alabama ⁴³	W	3-2
	S. 21	Florida International ⁴³	W	3-0
	S. 21	Cornell ⁴³	W	3-0
	S. 27	at Maryland	W	3-1
	S. 28	at Virginia	W	3-0
	O. 1	NC State	W	3-0
	O. 5	#11 North Carolina	L	2-3
	O. 6	Florida State	W	3-2
	O. 11	at Clemson	W	3-2
	O. 15	at Duke	L	2-3
	O. 19	at Wake Forest	W	3-1
	O. 25	Virginia	W	3-0
	O. 26	Maryland	W	3-1
	N. 1	at #13 North Carolina	L	2-3
	N. 2	at NC State	W	3-0
	N. 5	Clemson	W	3-1
	N. 8	at Florida State	W	3-0
	N. 10	at Florida A&M	W	3-0
	N. 15	Wake Forest	W	3-0
	N. 16	Duke	W	3-1
	N. 22	Wake Forest#	W	3-0
	N. 23	Duke#	W	3-1
	N. 24	Florida State#	W	3-1
	N. 29	Florida A&M	W	3-0
	D. 5	vs. Florida A&M&	W	3-0
	D. 6	at #10 Minnesota&	L	1-3

25 - Courtyard by Marriott Classic, Atlanta, Ga.

41 - George Mason Invitational, Fairfax, Va.

42 - South Florida Tournament, Tampa, Fla.

43 - Georgia Tech Invitational, Atlanta, Ga.

- ACC Tournament, Atlanta, Ga.

& - NCAA Tournament, New Orleans, La.

ACC SEASON CHAMPS

NCAA REGION FINAL

2003	DATE	OPPONENT	W/L	SCORE
	A. 29	Northwestern ²⁵	W	3-0
	A. 30	Coastal Carolina ²⁵	W	3-0
	A. 30	Alabama ²⁵	W	3-0
	S. 5	vs. Temple ⁴⁴	W	3-0
	S. 7	vs. Western Michigan ⁴⁴	W	3-0
	S. 12	vs. #17 Michigan State ⁴⁵	W	3-0
	S. 13	vs. #13 Santa Clara ⁴⁵	W	3-0
	S. 14	at #5 Nebraska ⁴⁵	W	3-2
	S. 19	#24 Wisconsin ⁴³	W	3-2
	S. 20	Western Carolina ⁴³	W	3-0
	S. 20	South Florida ⁴³	W	3-0
	S. 23	at NC State	W	3-0
	S. 28	at North Carolina	W	3-0
	O. 3	Maryland	W	3-1
	O. 4	Georgia State	W	3-0
	O. 4	Virginia	W	3-0
	O. 10	at Wake Forest	W	3-0
	O. 11	at Duke	W	3-0
	O. 14	at Clemson	W	3-0
	O. 18	at Florida State	W	3-0
	O. 24	North Carolina	W	3-1
	O. 25	NC State	W	3-1
	O. 31	at Virginia	W	3-0
	N. 1	at Maryland	L	2-3
	N. 4	Duke	W	3-0
	N. 8	Florida State	W	3-0

N. 9	Wake Forest	W	3-0
N. 12	Georgia	W	3-0
N. 15	Clemson	W	3-1
N. 21	vs. Florida State#	W	3-1
N. 22	vs. Virginia#	W	3-0
N. 23	vs. Maryland#	L	1-3
N. 28	vs. Long Beach State ⁴⁶	L	2-3
N. 29	vs. San Jose State ⁴⁶	W	3-0
D. 4	Alabama A&M&	W	3-0
D. 5	Florida A&M&	W	3-0
D. 12	vs. #8 California&	W	3-1
D. 13	at #2 Hawaii&	L	1-3

25 - Courtyard by Marriott Classic, Atlanta, Ga.

43 - Georgia Tech Invitational, Atlanta, Ga.

44 - Ohio State Buckeye Classic, Columbus, Ohio

45 - Nebraska Invitational, Lincoln, Neb.

46 - Baden Thanksgiving Tournament, Long Beach, Calif.

- ACC Tournament, Orlando, Fla.

& - NCAA Tournament, Dallas, Texas

ACC SEASON CHAMPS

NCAA REGION SEMIFINALS

2004	DATE	OPPONENT	W/L	SCORE
	A. 27	vs. #1 USC ⁴⁷	L	0-3
	A. 28	vs. #11 Colorado State ⁴⁷	L	1-3
	S. 3	vs. Purdue ⁴⁸	L	1-3
	S. 4	at #23 Wisconsin ⁴⁸	L	2-3
	S. 10	Xavier ⁴³	W	3-0
	S. 11	Tennessee Tech ⁴³	W	3-0
	S. 12	Ohio State ⁴³	L	0-3
	S. 17	at Miami (Ohio) ⁴⁹	W	3-0
	S. 18	vs. Middle Tennessee State ⁴⁹	W	3-0
	S. 19	vs. IPFW ⁴⁹	W	3-0
	S. 24	North Carolina	W	3-0
	S. 25	NC State	W	3-0
	S. 28	at Clemson	W	3-1
	O. 3	at Virginia Tech	W	3-0
	O. 8	at Wake Forest	W	3-0
	O. 9	at Duke	W	3-0
	O. 15	Virginia	W	3-1
	O. 16	Maryland	W	3-0
	O. 19	at Georgia State	W	3-1
	O. 22	at NC State	W	3-0
	O. 23	at North Carolina	W	3-1
	O. 29	Florida State	W	3-1
	O. 30	Miami	W	3-0
	N. 1	UCF	W	3-0
	N. 5	Duke	W	3-0
	N. 7	Wake Forest	W	3-0
	N. 12	at Maryland	W	3-0
	N. 13	at Virginia	W	3-0
	N. 19	vs. Clemson#	L	1-3
	N. 23	at Georgia	W	3-0
	N. 26	Winthrop	W	3-0
	D. 3	Georgia&	W	3-0
	D. 4	#16 Cal-Santa Barbara&	W	3-0
	D. 10	at #4 Minnesota&	L	2-3

43 - Georgia Tech Invitational, Atlanta, Ga.

47 - NACWAA Classic, Fort Collins, Colo.

48 - Badger Challenge, Madison, Wis.

49 - Miami University Invitational, Oxford, Ohio

- ACC Tournament, Charlottesville, Va.

& - NCAA Tournament, Long Beach, Calif.

2005 16-15, 12-10 ACC

2005	DATE	OPPONENT	W/L	SCORE
	S. 2	at Northwestern ⁵⁰	L	0-3
	S. 2	vs. #17 Arizona ⁵⁰	L	0-3
	S. 3	vs. Winthrop ⁵⁰	W	3-1
	S. 9	George Washington ⁵¹	W	3-1
	S. 10	Long Island ⁵¹	W	3-1
	S. 11	Western Kentucky ⁵¹	L	0-3
	S. 17	vs. Michigan ⁵²	L	0-3
	S. 18	at Georgia ⁵²	L	0-3
	S. 23	Wake Forest	W	3-1
	S. 24	Duke	L	1-3
	S. 30	at Florida State	W	3-2

YEAR-BY-YEAR RESULTS

O. 2	at Miami	W	3-2
O. 7	#25 Maryland	W	3-2
O. 8	Georgia State	W	3-0
O. 8	Boston College	W	3-0
O. 14	at North Carolina	L	0-3
O. 15	at NC State	W	3-1
O. 18	Clemson	W	3-0
O. 21	Virginia Tech	W	3-2
O. 22	Virginia	W	3-2
O. 28	at Duke	L	0-3
O. 29	at Wake Forest	L	1-3
N. 4	Miami	L	0-3
N. 5	Florida State	L	0-3
N. 11	NC State	W	3-1
N. 12	North Carolina	L	1-3
N. 15	at Clemson	W	3-2
N. 18	at Boston College	L	1-3
N. 19	at Maryland	L	1-3
N. 25	at Virginia Tech	L	1-3
N. 26	at Virginia	W	3-1

50 - Wildcat Classic, Tucson, Ariz.

51 - GT Renaissance Invite, Atlanta, Ga.

52 - UGA Invitational, Athens, Ga.

2006 20-12, 12-10 ACC

DATE	OPPONENT	W/L	SCORE
S. 1	Mississippi State ⁵³	L	1-3
S. 1	Georgia ⁵³	W	3-2
S. 2	Georgia State ⁵³	W	3-0
S. 2	Northern Iowa ⁵³	W	3-2
S. 8	vs. Villanova ⁵⁴	W	3-1
S. 8	vs. Toledo ⁵⁴	W	3-1
S. 9	at Kentucky ⁵⁴	L	1-3
S. 15	South Florida ⁵⁵	W	3-0
S. 16	Stetson ⁵⁵	W	3-0
S. 16	Sam Houston State ⁵⁵	W	3-0
S. 22	at Wake Forest	L	0-3
S. 23	at Duke	L	1-3
S. 29	Florida State	L	2-3
S. 30	Miami	L	1-3
O. 6	at Maryland	L	2-3
O. 8	at Boston College	L	1-3
O. 13	North Carolina	W	3-0
O. 14	NC State	W	3-0
O. 17	at Clemson	L	0-3
O. 20	at Virginia Tech	W	3-0
O. 21	at Virginia	L	2-3
O. 27	#25 Duke	W	3-2
O. 28	Wake Forest	W	3-1
N. 3	at Miami	W	3-2
N. 5	at Florida State	W	3-1
N. 10	at NC State	W	3-0
N. 12	at North Carolina	W	3-2
N. 14	Clemson	W	3-2
N. 17	Boston College	W	3-1
N. 18	Maryland	W	3-2
N. 24	Virginia Tech	L	1-3
N. 25	Virginia	L	0-3

53 - Regeny Suites GT Invite, Atlanta, Ga.

54 - Kentucky Tournament, Lexington, Ky.

55 - Regency Suites GT Classic, Atlanta, Ga.

2007 22-10, 16-6 ACC

DATE	OPPONENT	W/L	SCORE
A. 24	vs. Pittsburgh ⁵⁶	W	3-1
A. 24	at Arkansas ⁵⁶	W	3-1
A. 25	vs. Pepperdine ⁵⁶	L	1-3
S. 7	Western Carolina ⁵⁶	W	3-0
S. 7	Georgia ⁵⁵	W	3-1
S. 8	Arizona ⁵⁵	L	0-3
S. 8	Kentucky ⁵⁵	L	1-3
S. 14	vs. Temple ⁵⁷	W	3-0
S. 14	vs. Utah Valley State ⁵⁷	W	3-0
S. 15	at #10 Michigan ⁵⁷	L	2-3
S. 21	at North Carolina	W	3-1
S. 23	at NC State	W	3-1
S. 28	Virginia	L	2-3
S. 29	Virginia Tech	W	3-1
O. 5	at Florida State	L	1-3

O. 7	at Miami	W	3-1
O. 12	at #13 Duke	L	2-3
O. 13	at Wake Forest	W	3-1
O. 16	Clemson	L	0-3
O. 19	Maryland	W	3-2
O. 20	Boston College	W	3-0
O. 26	NC State	W	3-0
O. 27	North Carolina	W	3-2
O. 30	at #24 Clemson	L	1-3
N. 2	at Virginia Tech	W	3-2
N. 4	at Virginia	W	3-2
N. 8	#14 Duke	W	3-1
N. 9	Wake Forest	W	3-0
N. 16	Miami	W	3-1
N. 17	Florida State	W	3-1
N. 21	at Boston College	W	3-2
N. 23	at Maryland	L	2-3

55 - Regency Suites GT Classic, Atlanta, Ga.

56 - Arkansas Clarion Inn Invite, Jonesboro, Ark.

57 - Michigan/Nike Invitational, Ann Arbor, Mich.

2008 20-10, 12-8 ACC

DATE	OPPONENT	W/L	SCORE
A. 29	at Georgia ⁵²	W	3-1
A. 31	vs. Georgia State ⁵²	W	3-0
A. 31	vs. Furman ⁵²	W	3-1
S. 5	Arkansas ⁵⁵	W	3-0
S. 6	Xavier ⁵⁵	W	3-0
S. 7	#25 Michigan ⁵⁵	L	2-3
S. 12	vs. Southern Mississippi ⁵⁸	L	2-3
S. 12	at Ole Miss ⁵³	W	3-2
S. 13	vs. Eastern Illinois ⁵⁸	W	3-0
S. 18	at Clemson ⁵⁹	W	3-2
S. 19	vs. Florida A&M ⁵⁹	W	3-0
S. 26	at Virginia	W	3-1
S. 27	at Virginia Tech	L	0-3
O. 3	Florida State	W	3-0
O. 4	Miami	L	1-3
O. 10	Duke	L	2-3
O. 11	Wake Forest	W	3-0
O. 17	at Maryland	W	3-0
O. 19	at Boston College	W	3-0
O. 24	at NC State	W	3-0
O. 26	at North Carolina	L	1-3
O. 31	Virginia Tech	W	3-0
N. 1	Virginia	W	3-0
N. 7	at Wake Forest	W	3-2
N. 8	Duke	L	2-3
N. 14	at Miami	L	2-3
N. 16	at Florida State	L	1-3
N. 21	Boston College	W	3-0
N. 22	Maryland	W	3-0
N. 28	Clemson	L	2-3

52 - UGA Invitational, Athens, Ga.

55 - Regency Suites GT Classic, Atlanta, Ga.

58 - Magnolia Invite, University, Miss.

59 - Clemson Classic, Clemson, S.C.

TONYA JOHNSON

Head Coach: 2009-13

Seasons: 5

Record: 85-72 (.541)

NCAA 1ST ROUND

2009 21-10, 15-5 ACC

DATE	OPPONENT	W/L	SCORE
A. 28	Georgia ⁵³	W	3-2
A. 29	Austin Peay ⁵³	W	3-0
A. 29	Mercer ⁵³	W	3-0
S. 4	at Middle Tennessee State ⁶⁰	L	1-3
S. 5	vs. Ohio ⁶⁰	L	2-3
S. 5	vs. Northern Illinois ⁶⁰	W	3-0
S. 11	Clemson ⁶¹	W	3-2
S. 12	Southeast Missouri ⁶¹	W	3-1
S. 12	Mississippi ⁶¹	W	3-1
S. 18	at Denver ⁶²	L	1-3
S. 19	vs. #9 Minnesota ⁶²	L	1-3

S. 25	NC State	W	3-0
S. 27	North Carolina	W	3-0
O. 2	at #17 Florida State	W	3-2
O. 4	at Miami	L	2-3
O. 9	Maryland	W	3-0
O. 10	Boston College	W	3-0
O. 16	at Virginia Tech	L	0-3
O. 17	at Virginia	W	3-1
O. 23	Wake Forest	W	3-0
O. 24	Duke	L	2-3
O. 30	at North Carolina	W	3-1
O. 31	at NC State	W	3-0
N. 6	at Boston College	W	3-0
N. 8	at Maryland	W	3-0
N. 13	Miami	L	2-3
N. 14	#15 Florida State	L	0-3
N. 20	Virginia	W	3-0
N. 21	Virginia Tech	W	3-0
N. 27	at Clemson	W	3-2
D. 4	vs. Baylor&	L	0-3

53 - Regency Suites GT Invite, Atlanta, Ga.

60 - Blue Raider Bash, Murfreesboro, Tenn.

61 - GT Courtyard Marriott Classic, Atlanta, Ga.

62 - Pioneer Classic, Denver, Colo.

& - NCAA Tournament, Los Angeles, Calif.

2010 18-14, 11-9 ACC

DATE	OPPONENT	W/L	SCORE
A. 27	Indiana ⁶⁰	L	2-3
A. 28	Alabama A&M ⁶⁰	W	3-0
A. 28	UAB ⁶⁰	W	3-0
S. 3	vs. Oral Roberts ⁶²	W	3-0
S. 3	vs. Loyola-Marymount ⁶²	L	2-3
S. 4	at Kansas State ⁶²	L	0-3
S. 10	vs. Florida Gulf Coast ⁶³	W	3-0
S. 11	vs. #9 Washington ⁶³	L	0-3
S. 11	at Georgia ⁶³	W	3-2
S. 17	at Clemson ⁵⁹	L	2-3
S. 18	vs. Florida A&M ⁵⁹	W	3-0
S. 18	vs. Georgia State ⁵⁹	W	3-0
S. 24	Duke	L	2-3
S. 26	Wake Forest	L	0-3
O. 1	at Virginia	W	3-1
O. 2	at Virginia Tech	W	3-2
O. 8	at Miami	W	3-2
O. 10	at #20 Florida State	W	3-0
O. 15	North Carolina	W	3-1
O. 17	NC State	W	3-1
O. 22	Boston College	W	3-0
O. 23	Maryland	L	0-3
O. 26	Middle Tennessee State	L	1-3
O. 29	at Wake Forest	W	3-0
O. 30	at Duke	L	0-3
N. 5	Florida State	L	0-3
N. 6	Miami	W	3-1
N. 12	Virginia Tech	L	0-3
N. 14	Virginia	W	3-0
N. 19	at NC State	W	1-3
N. 21	at North Carolina	L	2-3
N. 26	Clemson	W	3-2

59 - Clemson Classic, Clemson, S.C.

60 - Blue Raider Bash, Murfreesboro, Tenn.

62 - Pioneer Classic, Denver, Colo.

63 - Bulldog Invitational, Athens, Ga.

2011 15-16, 8-12 ACC

DATE	OPPONENT	W/L	SCORE
A. 26	vs. Kansas State ⁶⁴	W	3-1
A. 27	vs. Tennessee Tech ⁶⁴	W	3-0
A. 27	vs. Louisville ⁶⁴	W	3-2
S. 2	vs. UTSA ⁶⁵	L	1-3
S. 3	vs. Houston Baptist ⁶⁵	W	3-0
S. 3	at Rice ⁶⁵	L	2-3
S. 9	vs. Georgia ⁵³	W	3-0
S. 10	vs. Mercer ⁵³	W	3-0
S. 10	vs. Samford ⁶³	L	1-3
S. 15	vs. Furman ⁵⁹	W	3-1
S. 16	at Clemson ⁵⁹	L	0-3
S. 23	at Duke	L	0-3

YEAR-BY-YEAR RESULTS

S. 24	at Wake Forest	W	3-1
S. 30	NC State	L	2-3
O. 1	North Carolina	L	0-3
O. 7	Maryland	W	3-1
O. 9	Boston College	W	3-0
O. 14	at #21 Florida State	L	0-3
O. 16	at #23 Miami	W	3-1
O. 21	at Virginia Tech	L	2-3
O. 22	at Virginia	W	3-1
O. 26	at Middle Tennessee State	L	1-3
O. 28	Wake Forest	W	3-0
O. 30	Duke	L	1-3
N. 4	at Boston College	W	3-1
N. 6	at Maryland	W	3-1
N. 11	at North Carolina	L	1-3
N. 13	at NC State	L	0-3
N. 18	#22 Miami	L	2-3
N. 19	#21 Florida State	L	1-3
N. 23	Clemson	L	1-3

53 - Regency Suites GT Invite, Atlanta, Ga.
59 - Clemson Classic, Clemson, S.C.
64 - Georgia Tech Courtyard Classic, Atlanta, Ga.
65 - Rice Tournament, Houston, Texas

O. 5	Miami	L	1-3
O. 9	at Clemson	L	0-3
O. 12	Notre Dame	L	0-3
O. 18	#24 Duke	L	0-3
O. 20	Wake Forest	L	0-3
O. 25	at Syracuse	L	0-3
O. 27	at Boston College	W	3-2
N. 1	Virginia	L	2-3
N. 3	Virginia Tech	W	3-1
N. 9	at NC State	L	2-3
N. 10	at #19 North Carolina	L	0-3
N. 14	Clemson	W	3-1
N. 16	at #13 Duke	L	1-3
N. 22	Boston College	W	3-0
N. 24	Syracuse	W	3-0
N. 27	at Miami	L	1-3
N. 29	at #16 Florida State	L	0-3

43 - Georgia Tech Invitational, Atlanta, Ga.
64 - Georgia Tech Courtyard Classic, Atlanta, Ga.
68 - Sheraton Airport Lobo Classic, Albuquerque, N.M.
69 - Tennessee Tournament, Knoxville, Tenn.

S. 12	at #5 Nebraska ⁷⁵	L	0-3
S. 18	at Kennesaw State	L	1-3
S. 25	at Clemson	W	3-0
S. 27	Boston College	W	3-2
O. 2	at Miami	L	1-3
O. 4	at #17 Florida State	L	0-3
O. 9	Louisville	L	0-3
O. 11	Notre Dame	W	3-0
O. 16	at Pittsburgh	L	2-3
O. 18	at Virginia Tech	W	3-1
O. 23	North Carolina	L	1-3
O. 25	NC State	W	3-0
O. 30	at Syracuse	L	2-3
N. 1	at Boston College	W	3-1
N. 6	Duke	W	3-0
N. 8	Wake Forest	W	3-2
N. 11	Clemson	L	1-3
N. 14	at Virginia	L	0-3
N. 20	at Notre Dame	W	3-1
N. 22	at #17 Louisville	L	0-3
N. 25	#20 Florida State	L	2-3
N. 27	Miami	L	1-3

73 - GT Courtyard by Marriott Atlanta Midtown Invite, Atlanta, Ga.
74 - UGA Challenge, Athens, Ga.
75 - Nebraska Ameritas Players Challenge, Lincoln, Neb.

2012 19-12, 10-10 ACC

DATE	OPPONENT	W/L	SCORE
A. 24	vs. Cal State Fullerton ⁴³	W	3-0
A. 25	vs. Charleston Southern ⁴³	W	3-0
A. 25	vs. Southern Methodist ⁴³	W	3-0
A. 31	vs. Bowling Green ⁶⁶	W	3-0
S. 1	vs. Cleveland State ⁶⁶	W	3-0
S. 1	at Indiana ⁶⁶	L	1-3
S. 7	vs. Louisiana-Lafayette ⁶⁷	W	3-0
S. 8	vs. Jacksonville ⁶⁷	W	3-0
S. 8	at #15 Florida ⁶⁷	L	1-3
S. 14	Clemson ⁶⁴	W	3-0
S. 16	Georgia State ⁶⁴	W	3-0
S. 21	Boston College	W	3-0
S. 23	Maryland	W	3-0
S. 28	at NC State	L	2-3
S. 30	at North Carolina	L	0-3
O. 5	Virginia Tech	W	3-1
O. 6	Virginia	W	3-0
O. 12	at Wake Forest	W	3-0
O. 13	at Duke	L	2-3
O. 16	at Georgia	W	3-1
O. 19	#12 Florida State	L	2-3
O. 21	#24 Miami	L	0-3
O. 26	at Maryland	L	2-3
O. 28	at Boston College	W	3-0
N. 2	at Virginia	L	2-3
N. 3	at Virginia Tech	L	1-3
N. 8	#22 North Carolina	W	3-2
N. 10	NC State	W	3-1
N. 15	Duke	L	1-3
N. 16	Wake Forest	W	3-0
N. 20	at Clemson	L	0-3

43 - Georgia Tech Invitational, Atlanta, Ga.
64 - Georgia Tech Courtyard Classic, Atlanta, Ga.
66 - Indiana Invitational, Bloomington, Ind.
67 - Florida Active Ankle Challenge, Gainesville, Fla.

2013 12-20, 6-14 ACC

DATE	OPPONENT	W/L	SCORE
A. 30	vs. Florida A&M ⁴³	W	3-0
A. 30	vs. UT-Chattanooga ⁴³	W	3-0
S. 1	vs. College of Charleston ⁴³	L	0-3
S. 6	vs. Idaho State ⁶⁸	L	0-3
S. 6	vs. California-Riverside ⁶⁸	W	3-1
S. 7	at New Mexico ⁶⁸	L	1-3
S. 13	vs. St. John's ⁶⁴	L	1-3
S. 14	vs. Troy ⁶⁴	L	1-3
S. 14	vs. Connecticut ⁶⁴	W	3-0
S. 20	at Tennessee ⁶⁹	W	3-0
S. 21	vs. Coastal Carolina ⁶⁹	L	1-3
S. 21	vs. Jacksonville State ⁶⁹	W	3-0
S. 27	at Maryland	L	2-3
S. 29	at Pittsburgh	L	0-3
O. 4	#18 Florida State	W	3-1

MICHELLE COLLIER

Head Coach: 2014-PRESENT

Seasons: 3

Record: 55-40 (.579)

2014 13-18, 6-12 ACC

DATE	OPPONENT	W/L	SCORE
A. 29	Jacksonville ⁷⁰	W	3-0
A. 30	Gardner-Webb ⁷⁰	W	3-0
A. 30	at South Carolina ⁷⁰	L	1-3
S. 5	at SMU ⁷¹	L	0-3
S. 6	#24 Oklahoma ⁷¹	L	0-3
S. 6	Texas Southern ⁷¹	W	3-0
S. 12	at Lipscomb ⁷²	W	3-2
S. 13	Utah ⁷²	L	0-3
S. 13	East Tennessee State ⁷²	L	2-3
S. 19	Georgia ⁴³	L	1-3
S. 20	Alabama A&M ⁴³	W	3-0
S. 20	Southern Miss ⁴³	W	3-0
S. 23	Kennesaw State	W	3-0
S. 26	at Duke	L	1-3
S. 28	at Louisville	L	2-3
O. 3	#5 Florida State	L	0-3
O. 5	Wake Forest	W	3-2
O. 10	NC State	W	3-1
O. 12	at Clemson	L	1-3
O. 17	Pittsburgh	L	0-3
O. 19	at Miami	L	0-3
O. 24	Syracuse	W	3-2
O. 26	#9 North Carolina	L	2-3
O. 31	at Notre Dame	W	3-2
N. 7	at Wake Forest	L	2-3
N. 9	at NC State	L	0-3
N. 14	Boston College	W	3-2
N. 21	at Virginia	L	1-3
N. 22	at Virginia Tech	L	0-3
N. 26	Miami	L	1-3
N. 28	Clemson	W	3-0

43 - Georgia Tech Invitational, Atlanta, Ga.
70 - Gamecock Invite, Columbia, S.C.
71 - SMU Tournament, Dallas, Texas
72 - Lipscomb Invite, Nashville, Tenn.

2015 18-14, 9-11 ACC

DATE	OPPONENT	W/L	SCORE
A. 28	Siena ⁷³	W	3-0
A. 28	Coastal Carolina ⁷³	L	2-3
A. 29	UT-Martin ⁷³	W	3-0
A. 29	The Citadel ⁷³	W	3-0
S. 3	Mercer ⁷⁴	W	3-0
S. 4	Georgia Southern ⁷⁴	W	3-0
S. 4	at Georgia ⁷⁴	W	3-0
S. 6	Auburn	W	3-1
S. 11	South Florida ⁷⁵	W	3-1
S. 12	UC Davis ⁷⁵	W	3-2

2016 24-8, 15-5 ACC

DATE	OPPONENT	W/L	SCORE
A. 26	at Auburn ⁷⁶	W	3-1
A. 27	Pacific ⁷⁶	W	3-1
A. 27	Furman ⁷⁶	W	3-0
S. 2	Tennessee State ⁷⁷	W	3-0
S. 3	Michigan ⁷⁷	L	1-3
S. 3	at K-State ⁷⁷	L	2-3
S. 8	Georgia State ⁷⁸	W	3-0
S. 8	Kennesaw State ⁷⁸	W	3-2
S. 9	Georgia ⁷⁸	W	3-0
S. 16	North Florida ⁷⁹	W	3-0
S. 16	at Coastal Carolina ⁷⁹	L	1-3
S. 17	at Coastal Carolina ⁷⁹	W	3-2
S. 23	at Pittsburgh	L	1-3
S. 25	at Virginia Tech	W	3-1
S. 30	#10 North Carolina	L	0-3
O. 2	NC State	W	3-0
O. 5	at Clemson	W	3-0
O. 7	at Virginia	W	3-0
O. 14	Boston College	W	3-1
O. 16	Syracuse	W	3-0
O. 21	at Wake Forest	W	3-2
O. 23	at Duke	W	3-1
O. 26	Clemson	W	3-0
O. 28	Virginia	W	3-0
N. 4	Virginia Tech	W	3-0
N. 6	Pittsburgh	L	1-3
N. 11	at NC State	W	3-2
N. 12	at #8 North Carolina	L	2-3
N. 18	Louisville	W	3-1
N. 20	Notre Dame	W	3-0
N. 23	at Miami	W	3-2
N. 25	at #16 Florida State	L	2-3

76 - War Eagle Invite, Auburn, Ala.
77 - K-State Invitational, Manhattan, Kan.
78 - Georgia Challenge, Atlanta, Ga. (Georgia Tech)
79 - Coastal Carolina Tournament, Conway, S.C.

2017 13-18, 8-12 ACC

DATE	OPPONENT	W/L	SCORE
A. 25	Auburn ⁸⁰	L	0-3
A. 26	Furman ⁸⁰	L	2-3
A. 26	#17 Michigan State ⁸⁰	W	3-1
A. 27	North Dakota	W	3-0
S. 1	at #17 San Diego ⁸¹	L	0-3
S. 2	vs. #4 Texas ⁸¹	L	0-3
S. 2	vs. Villanova ⁸¹	L	1-3
S. 7	Xavier ⁴³	W	3-1
S. 8	North Florida ⁴³	W	3-0
S. 8	Kansas State ⁴³	W	3-2
S. 15	at Georgia	L	1-3

YEAR-BY-YEAR RESULTS

S. 22	at Clemson	W	3-0
S. 24	at Duke	L	0-3
S. 29	NC State	L	1-3
O. 1	North Carolina	W	3-1
O. 6	at Boston College	L	1-3
O. 8	at Syracuse	L	0-3
O. 13	at Notre Dame	W	3-1
O. 15	at Louisville	L	0-3
O. 20	Syracuse	W	3-1
O. 22	Boston College	W	3-0
O. 27	Duke	L	1-3
O. 29	Wake Forest	W	3-1
N. 3	at Virginia Tech	W	3-0
N. 4	at Virginia	L	1-3
N. 9	at North Carolina	L	2-3
N. 11	at NC State	L	0-3
N. 15	Clemson	W	3-0
N. 19	Pittsburgh	L	0-3
N. 22	Miami	L	2-3
N. 24	Florida State	L	0-3

80 - Hyatt Regency Invitational, Atlanta, Ga.

81 - USD Tournament, San Diego, Calif.

43 - Georgia Tech Invitational, Atlanta, Ga.

OVERALL RECORD: 743-538 (.580), 37 Years

DIVISION I RECORD: 678-486 (.582), 34 Years

IN THE OLYMPICS

YEAR	PLAYER/COACH	SQUAD	EVENTS (MEDAL)
1999	Kyleen Bell	US Junior National Team	
		World Volleyball Championships	
2002	Laura DeMichelis	US Youth National Team	
		NORCECA Championships	1st Place
	Lindsey Gray	US Junior National A2 Training Team	
2003	Laura DeMichelis	US Youth National Team	
		NORCECA Championships	3rd Place
	Callie Miller	US Junior National A2 Training Team	
	Allie Niekamp	US Junior National A2 Training Team	
2004	Kele Eveland	US National Training Team	
	Michelle Kandell	US Junior National Training Team	
	Talisa Kellogg	US Junior National A2 Training Team	
	Callie Miller	US Junior National A2 Training Team	
	Allie Niekamp	US Junior National A2 Training Team	
2005	Ben Bodipo-Memba	US National Team (W. Asst. Coach)	
		Pan American Cup	4th Place
	Lynnette Moster	US National Training Team	
2006	Lynnette Moster	US National Training Team	
2008	Talisa Kellogg	US National Senior A2	
		US Open Championships	Bronze
	Ben Bodipo-Memba	US National Senior A2 (W. Asst. Coach)	
		US Open Championships	Gold
2010	Monique Mead	US National Senior A2	
2011	Monique Mead	US National Senior A2	
2012	Tonya Johnson	US National Senior A2 (Co-Head Coach)	
2013	Chanell Clark-Bibbs	US Junior National Team	
2016	Teegan Van Gunst	US Collegiate National Team	
2017	Teegan Van Gunst	US Collegiate National Team	
2017	Teegan Van Gunst	2017 Summer Universiade	



Monique Mead (Second Row, third from left) poses with the other members of the US National Training Team. Mead played with the US National Senior A2 after her sophomore and junior campaigns.



Lynnette Moster shows off her USA gear in front of the Olympic Rings.



As a member of the US Junior National Team Kyleen Bell (5) traveled to Edmonton, Canada, to compete in the 1999 World Volleyball Championships.



Teegan Van Gunst (#36) competed with the 2016 U.S. Collegiate National Team as part of the red team.



Talisa Kellogg, a senior in 2008, was a part of the US National A2 Team that earned the bronze medal at the 2008 US Women's Open Championships, while former associate head coach Ben Bodipo-Memba served as an assistant coach of the US National A2 Team that captured gold.

POST SEASON HISTORY

NCAA TOURNAMENT

1994 (NCAA SECOND ROUND)

Georgia Tech def. George Mason 3-1
No. 3 UCLA def. Georgia Tech 3-0
Overall Results: 1-1

1995 (NCAA SECOND ROUND)

Georgia Tech def. Siena 3-0
No. 12 Penn State def. Georgia Tech 3-0
Overall Results: 1-1

1996 (NCAA SECOND ROUND)

Georgia Tech def. Coastal Carolina 3-0
No. 7 Penn State def. Georgia Tech 3-0
Overall Results: 1-1

2000 (NCAA FIRST ROUND)

Colorado def. Georgia Tech 3-1
Overall Results: 0-1

2001 (NCAA FIRST ROUND)

Louisville def. Georgia Tech 3-2
Overall Results: 0-1

2002 (NCAA SECOND ROUND)

Georgia Tech def. Florida A&M 3-0
No. 10 Minnesota def. Georgia Tech 3-1
Overall Results: 1-1

2003 (NCAA ELITE EIGHT)

Georgia Tech def. Alabama A&M 3-0
Georgia Tech def. Florida A&M 3-0
Georgia Tech def. No. 8 California 3-1
No. 2 Hawai'i def. Georgia Tech 3-1
Overall Results: 3-1

2004 (NCAA SWEET 16)

Georgia Tech def. Georgia 3-0
Georgia Tech def. No. 16 UC Santa Barbara 3-0
No. 4 Minnesota def. Georgia Tech 3-2
Overall Results: 2-1

2009 (NCAA FIRST ROUND)

Baylor def. Georgia Tech 3-0
Overall Results: 0-1

NCAA TOURNAMENT RECORD:

9-9



The 2009 Yellow Jackets huddle up during the first round of the NCAA Tournament against Baylor.



Lynnette Moster, Jayme Gergen and Lindsey Laband helped the Yellow Jackets punch their ticket to the 2004 NCAA Tournament with a 16-0 regular season record in the ACC.



Jayme Gergen (right) celebrates the Yellow Jackets' 3-0 win over Florida A&M in the 2003 NCAA Tournament, which sent Tech to the NCAA Sweet 16 - and Hawai'i - for the first time in history.

ACC TOURNAMENT

1983

NC State def. Georgia Tech 3-0
Overall Results: 0-1

1984

Duke def. Georgia Tech 3-0
Overall Results: 0-1

1985

Duke def. Georgia Tech 3-0
Overall Results: 0-1

1986

North Carolina def. Georgia Tech .. 3-0
Overall Results: 0-1

1987

North Carolina def. Georgia Tech .. 3-0
Overall Results: 0-1

1988

North Carolina def. Georgia Tech .. 3-0
Overall Results: 0-1

1989

Duke def. Georgia Tech 3-0
Overall Results: 0-1

1990

Duke def. Georgia Tech 3-0
Overall Results: 0-1

1991

Georgia Tech def. NC State 3-2
Duke def. Georgia Tech 3-0
Overall Results: 1-1

1992

North Carolina def. Georgia Tech .. 3-1
Overall Results: 0-1

1993

Maryland def. Georgia Tech 3-2
Overall Results: 0-1

1994

Georgia Tech def. NC State 3-0
Clemson def. Georgia Tech 3-0
Overall Results: 1-1

1995 (ACC Champions)

Georgia Tech def. Virginia 3-0
Georgia Tech def. North Carolina .. 3-0
Georgia Tech def. Maryland 3-0
Overall Results: 3-0

1996

Duke def. Georgia Tech 3-0
Overall Results: 0-1

1997

Georgia Tech def. North Carolina .. 3-2
Georgia Tech def. Florida State 3-1
Clemson def. Georgia Tech 3-1
Overall Results: 2-1

1998

Clemson def. Georgia Tech 3-2
Overall Results: 0-1

1999

Wake Forest def. Georgia Tech 3-0
Overall Results: 0-1

2000

Georgia Tech def. NC State 3-0
Duke def. Georgia Tech 3-2
Overall Results: 1-1

2001

Maryland def. Georgia Tech 3-2
Overall Results: 0-1

2002 (ACC Champions)

Georgia Tech def. Wake Forest 3-0
Georgia Tech def. Duke 3-1
Georgia Tech def. Florida State 3-1
Overall Results: 3-0

2003

Georgia Tech def. Florida State 3-1
Georgia Tech def. Virginia 3-0
Maryland def. Georgia Tech 3-1
Overall Results: 2-1

2004

Clemson def. Georgia Tech 3-1
Overall Results: 0-1

-- Coaches voted to discontinue the ACC Tournament following the 2004 season --

ACC Tournament Record:

13-20

RECORDS

46-50

CAREER RECORDS

INDIVIDUAL

KILLS	YEARS	NO.
1. Monique Mead	2009-12	1,918
2. Lynnette Moster	2001-04	1,859
3. Maja Pachale	1998-01	1,836
4. Cris Omiecinski	1992-95	1,749
5. Talisa Kellogg	2005-08	1,736
6. Lauren Sauer	2001-04	1,706
7. Kerry Annel	1992-95	1,603
8. Wendy Malins	1988-91	1,464
9. Carla Gartner	1995-98	1,455
10. Rochelle Komula	1994-97	1,453
Teegan Van Gunst	2013-16	1,453

HITTING %	YEARS	PCT.
1. Alexandra Preiss	2000-03	.364
2. Jayme Gergen	2001-04	.353
3. Kerry Annel	1992-95	.348
4. Asia Stawicka	2008-11	.347
5. Angie Propp	1992-94	.319
6. Callie Miller	2005-08	.314
7. Lynnette Moster	2001-04	.308
8. Rochelle Komula	1994-97	.301
9. Danielle Olein	1994-97	.296
10. Marta Bickert	1993-94	.291

DIGS	YEARS	NO.
1. London Ackermann	2013-16	1,828
2. Jenn Beemsterboer	1987-90	1,594
3. Marisa Aston	2001-04	1,583
4. Michelle Kandell	2005-08	1,514
5. Jordan McCullers	2007-10	1,460
6. Lynnette Moster	2001-04	1,456
7. Wendy Malins	1988-91	1,453
8. Jennifer Wagner	1991-94	1,396
9. Jennifer Randall	2002-05	1,392
10. Cris Omiecinski	1992-95	1,330

DIGS PER SET	YEARS	AVG.
1. London Ackermann	2013-16	3.98
2. Marisa Aston	2001-04	3.41
3. Michelle Kandell	2005-08	3.38
4. Jenn Beemsterboer	1987-90	3.33
5. Lynnette Moster	2001-04	3.15
Jordan McCullers	2009-10	3.15
7. Wendy Malins	1988-91	3.07
8. Cris Omiecinski	1992-95	2.94
9. Jennifer Wagner	1991-94	2.88
10. Abby Showers	2003-06	2.86

KILLS PER SET	YEARS	AVG.
1. Maja Pachale	1998-01	4.21
2. Monique Mead	2009-12	4.09
3. Lynnette Moster	2001-04	4.02
4. Cris Omiecinski	1992-95	3.86
5. Talisa Kellogg	2005-08	3.82
6. Lauren Sauer	2001-04	3.60
7. Kerry Annel	1992-95	3.42
8. Rochelle Komula	1994-97	3.18
9. Laura DeMichelis	2005-07	3.12
10. Chrissy DeMichelis	2006-09	3.12

TOTAL BLOCKS	YEARS	NO.
1. Kerry Annel	1992-95	560
2. Rochelle Komula	1994-97	531
3. Carla Gartner	1995-98	496
4. Kyleen Bell	1998-01	494
5. Jayme Gergen	2001-04	473
6. Sydney Wilson	2014-17	445
7. Alexandra Preiss	2000-03	441

8. Callie Miller	2005-08	430
9. Asia Stawicka	2008-11	400
10. Monique Mead	2009-12	369

SOLO BLOCKS	YEARS	NO.
1. Lisa Kofsky	1986-89	102
2. Lauren Sauer	2001-04	99
3. Kerry Annel	1992-95	96
4. Laura Rullman	1985-88	77
5. Sydney Wilson	2014-17	75
6. Angee Coman	1987-90	72
7. Talisa Kellogg	2005-08	66
8. Kyleen Bell	1998-01	64
9. Wendy Malins	1988-91	60
Rochelle Komula	1994-97	60

BLOCK ASSISTS	YEARS	NO.
1. Rochelle Komula	1994-97	471
2. Kerry Annel	1992-95	464
3. Carla Gartner	1995-98	463
4. Kyleen Bell	1998-01	430
5. Jayme Gergen	2001-04	426
6. Alexandra Preiss	2000-03	399
7. Callie Miller	2005-08	384
8. Sydney Wilson	2014-17	370
9. Asia Stawicka	2008-11	362
10. Monique Mead	2009-12	337

BLOCKS PER SET	YEARS	NO.
1. Anna Nedderman	1998-99	1.39
2. Dena Schorn	1996-97	1.28
3. Kerry Annel	1992-95	1.19
4. Jayme Gergen	2001-04	1.18
5. Rochelle Komula	1994-97	1.15
6. Alexandra Preiss	2000-03	1.10
Asia Stawicka	2008-11	1.10
8. Kyleen Bell	1998-01	1.09
9. Nikki Kaminskis	2004-07	1.07
10. Carla Gartner	1995-98	1.01

ASSISTS	YEARS	NO.
1. Kele Eveland	2000-03	6,464
2. Andrea Nachtrieb	1993-96	6,102
3. Mary Ashley Tippins	2007-10	3,646
4. Allie Niekamp	2005-08	3,560
5. Rebecca Martin	2013-16	3,505
6. Margaret Gales	1986-89	3,432
7. Lindsey Laband	2002-05	3,130
8. Carolyn Clevenger	1996-99	2,804
9. Jennifer Castillo	1991-92	2,672
10. Kaleigh Colson	2010-13	2,351

ASSISTS PER SET	YEARS	AVG.
1. Kele Eveland	2000-03	13.38
2. Andrea Nachtrieb	1993-96	13.04
3. Lindsey Laband	2002-05	12.93
4. Allie Niekamp	2005-08	11.23
5. Jennifer Castillo	1991-92	10.59
6. Mary Ashley Tippins	2007-10	10.48
7. Rebecca Martin	2013-16	8.65
8. Courtney Adler	1999-00	8.43
9. Amanda Sabo	1996-98	8.12
10. Kaleigh Colson	2010-13	7.86

SERVICE ACES	YEARS	NO.
1. Jennifer Wagner	1991-94	250
2. Wendy Malins	1988-91	233
3. Lynnette Moster	2001-04	193
4. Cris Omiecinski	1992-95	190
5. Monique Mead	2009-12	148

6. Margaret Gales	1986-89	143
7. Lindsey Gray	2004-07	132
8. Amanda Medrow	1996-99	131
9. Jenn Beemsterboer	1987-90	128
10. Erica Organ	1990-93	127

ACES PER SET	YEARS	AVG.
1. Jennifer Wagner	1991-94	0.52
2. Cris Omiecinski	1992-95	0.42
Lynnette Moster	2001-04	0.42
4. Kaleigh Colson	2010-13	0.36
5. Allie Niekamp	2005-08	0.36
6. Lindsey Gray	2004-07	0.33
Amanda Medrow	1996-99	0.33
8. Monique Mead	2009-12	0.32
9. Wendy Malins	1988-91	0.31
Erica Organ	1990-93	0.31



Kerry Annel posted 560 total blocks from 1992-95, a mark that still stands atop the Tech career list today.



Kele Eveland holds the record for career assists at Georgia Tech. She was also the second All-American in school history and the only Tech player to be named to the AVCA All-America first team.



Maja Pachale owns the career record for kills per game.



Jennifer Beemsterboer notched a school record 1,594 digs from 1987-90 and her career mark of 3.33 digs per game stands second in the Tech annals.

SINGLE MATCH RECORDS

INDIVIDUAL

KILLS

PLAYER	OPPONENT	DATE	NO.
Maja Pachale	NC State	10/8/1999	38
Kerry Annel	NC State	10/28/1995	36
Kerry Annel	Duke	11/3/1993	35
Talisa Kellogg	Virginia	10/22/2005	35
Maja Pachale	Arkansas	10/14/2001	34
Cris Omiecinski	Auburn	9/14/1995	34

ATTEMPTS

PLAYER	OPPONENT	DATE	NO.
Cris Omiecinski	Auburn	8/19/1995	90
Maja Pachale	Wake Forest	10/20/2000	81
Talisa Kellogg	Virginia Tech	11/2/2007	78
Jennifer Wagner	Georgia	10/15/1991	77
Gabriela Stavnetchei	at Georgia	9/15/2017	77

ATTACK PERCENTAGE

PLAYER	OPPONENT	DATE	PCT.
			(K-E-TA)
Alexandra Preiss	Virginia	10/4/2003	1.000 (11-0-11)
Cris Omiecinski	West Georgia	10/10/1992	1.000 (10-0-10)
Talisa Kellogg	Stetson	9/16/2006	1.000 (10-0-10)
Lauren Sauer	NC State	10/1/2002	.944 (17-0-18)
Wendy Malins	Mercer	11/11/1991	.909 (10-0-11)

DIGS

PLAYER	OPPONENT	DATE	NO.
Jenn Beemsterboer	Western Carolina	11/2/1988	43
Marisa Aston	Minnesota	12/10/2004	36
Michelle Kandell	Duke	10/10/2008	36
Jennifer Wagner	Maryland	10/3/1992	35
Heidi Grunwald	Wake Forest	11/4/1984	33
London Ackermann	Kansas State	9/3/2016	32

ASSISTS

PLAYER	OPPONENT	DATE	NO.
Kele Eveland	North Carolina	11/11/2000	93
Amanda Sabo	Clemson	11/20/1998	87
Kele Eveland	Wake Forest	10/20/2000	84
Andrea Nachtrieb	North Carolina	11/4/1994	82
Andrea Nachtrieb	Auburn	9/14/1995	82

SERVICE ACES

PLAYER	OPPONENT	DATE	NO.
Jennifer Wagner	Georgia State	10/1/1991	10
Cris Omiecinski	Georgia State	9/22/1993	10
Monique Mead	NC State	9/28/2012	9
Cris Omiecinski	Georgia State	10/3/1993	8
Jennifer Wagner	USC-Aiken	9/7/1991	8
Kaleigh Colson	Jacksonville	9/8/2012	7
Jennifer Wagner	Morehead State	9/12/1992	7
Wynne Wycoff	Tennessee Temple	10/8/1985	7
Elaine Griffith	East Carolina	9/26/1987	7
Jennifer Smith	Charlotte	9/27/1991	7

TOTAL BLOCKS

PLAYER	OPPONENT	DATE	NO.
Rochelle Komula	Maryland	10/4/1996	13
Lisa Kofskey	Western Carolina	11/9/1987	12
Rochelle Komula	Cincinnati	8/30/1996	12
Lisa Kofskey	Tennessee Tech	11/11/1987	11
Laura Rullman	Georgia	9/22/1988	11
Kerry Annel	North Carolina	10/21/1994	11
Rochelle Komula	North Carolina	10/21/1994	11
Rochelle Komula	North Carolina	11/5/1995	11
Kyleen Bell	Illinois State	9/16/1999	11
Alexandra Preiss	Wake Forest	10/19/2001	11
Callie Miller	Winthrop	9/3/2005	11
Nikki Kaminskas	Michigan	9/15/2007	11

Lauren Pitz vs. UC Davis 9/12/2015 11

SOLO BLOCKS

PLAYER	OPPONENT	DATE	NO.
Chrissy DeMichelis	Virginia Tech	11/2/2007	6
Lisa Kofskey	Tennessee Tech	11/15/1987	5
Angee Coman	Baptist	9/15/1990	5
Lisa Kofskey	Georgia State	11/3/1987	4
Kerry Annel	Clemson	10/5/1993	4
Lauren Sauer	Wake Forest	10/8/2004	4
Lauren Sauer	NC State	10/22/2004	4
Chrissy DeMichelis	Miami	11/14/2008	4
Monique Mead	MTSU	10/26/2011	4
Teegan Van Gunst	Wake Forest	10/5/2014	4
Sydney Wilson	vs. North Florida	9/16/2016	4
Kodie Comby	at Coastal Carolina	9/17/2016	4

BLOCK ASSISTS

PLAYER	OPPONENT	DATE	NO.
Rochelle Komula	Maryland	10/4/1996	12
Kerry Annel	North Carolina	11/4/1994	11
Carla Gartner	North Carolina	11/5/1995	11
Alexandra Preiss	Wake Forest	10/19/2001	11
Callie Miller	Winthrop	9/3/2005	11
Nikki Kaminskas	Michigan	9/15/2007	11
Lauren Pitz	vs. UC Davis	9/12/2015	11

TEAM

KILLS

NO.	OPPONENT	DATE
1. 111	North Carolina	11/11/2000
2. 104	Clemson	11/21/1998
3. 103	Wake Forest	10/20/2000
4. 100	at Duke	10/22/1994
5. 94	Wisconsin-Milwaukee	9/20/1996
94	at Florida State	10/13/2000
7. 93	North Carolina State	10/8/1999
8. 89	at Maryland	11/1/2003
89	at Clemson	11/15/2005
10. 88	North Carolina	11/2/2001
88	vs. Clemson	11/19/2004
88	Maryland	10/3/2003

ATTACK ATTEMPTS

NO.	OPPONENT	DATE
1. 275	Wake Forest	10/20/2000
2. 274	North Carolina	11/11/2000
3. 253	Clemson	11/21/1998
4. 242	North Carolina	11/2/2001
5. 240	vs. Pacific	9/10/2000
6. 237	at Louisville	12/1/2001
7. 236	Duke	10/30/1993
8. 235	at Minnesota	12/10/2004
235	at North Carolina	11/1/2002
10. 228	at North Carolina	9/22/2000

ATTACK PERCENTAGE

NO.	OPPONENT	DATE
1. .587	vs. Temple	9/5/2003
2. .557	UT-Chattanooga	9/1/1993
3. .546	Virginia	10/4/2003
4. .528	vs. Western Michigan	9/7/2003
5. .526	vs. Florida Gulf Coast	9/10/2010
6. .516	Stetson	9/16/2006
7. .500	vs. Coastal Carolina	9/4/1993
8. .495	UT-Chattanooga	9/17/2002
9. .481	North Carolina A&T	10/31/1993
10. .464	vs. Davidson	9/2/1994

ASSISTS

NO.	OPPONENT	DATE
1. 106	North Carolina	11/11/2000
2. 98	Wake Forest	10/20/2000
3. 84	North Carolina State	10/8/1999
84	at Florida State	10/13/2000
84	at Clemson	11/15/2005
6. 83	at Maryland	11/1/2003

83	Maryland	10/3/2003
8. 82	vs. Clemson	11/19/2004
9. 79	at Clemson	9/28/2004
10. 78	at #2 Hawai'i	12/13/2003
78	vs. Pacific	9/10/2000

SERVICE ACES

NO.	OPPONENT	DATE
1. 17	South Alabama	9/12/1998
2. 16	at Florida State	11/5/2006
16	vs. Syracuse	11/24/2013
4. 15	at Florida State	11/1/1999
15	vs. Boston College	11/22/2013
6. 14	North Carolina	9/25/1998
14	vs. Air Force	9/17/1999
14	at Maryland	11/3/2000
9. 13	Florida State	10/9/1999
13	at North Carolina State	9/28/2012
13	Maryland	11/18/2006

DIGS

NO.	OPPONENT	DATE
1. 120	Clemson	11/21/1998
2. 114	at Minnesota	12/10/2004
3. 113	Wake Forest	10/20/2000
4. 109	North Carolina	11/11/2000
5. 107	vs. Pacific	9/10/2000
6. 104	at North Carolina	11/12/2006
104	at North Carolina	10/23/2004
8. 99	at North Carolina	11/1/2002
9. 98	at Michigan	9/15/2007
98	Clemson	11/11/2015

TOTAL BLOCKS

NO.	OPPONENT	DATE
1. 22.5	at Wake Forest	10/19/2001
2. 21.5	vs. UC Davis	9/12/2015
3. 20.0	Miami	9/30/2006
4. 19.5	Illinois State	9/16/1999
19.5	Florida State	10/6/2002
6. 19.0	at North Carolina State	9/23/2000
19.0	at North Carolina State	11/9/2013
8. 18.0	at North Carolina	11/12/2006
18.0	Michigan	9/7/2008
18.0	vs. Toledo	9/8/2006

SOLO BLOCKS

NO.	OPPONENT	DATE
1. 11	at Maryland	10/2/1998
2. 10	at Saint Mary's	9/3/1998
3. 9	at Middle Tennessee State	10/26/2011
4. 8	at Virginia Tech	11/2/2007
8	Wake Forest	10/20/2000
8	South Florida	9/14/2002
7. 7	Wake Forest	10/5/2014
7	at North Carolina	11/1/2002
7	at Wake Forest	10/8/2004
7	Virginia	10/15/2004

BLOCK ASSISTS

NO.	OPPONENT	DATE
1. 36	Miami	9/30/2006
2. 35	Illinois State	9/16/1999
35	at Wake Forest	10/19/2001
35	vs. UC Davis	9/12/2015
5. 34	at North Carolina State	9/23/2000
6. 33	Florida State	10/6/2002
7. 32	Maryland	10/7/2005
8. 30	at NC State	11/9/2013
30	North Carolina	10/15/2010
30	vs. Toledo	9/8/2006

SEASON RECORDS

INDIVIDUAL

TOTAL KILLS	NO.	YEAR
Lynnette Moster	629	2002
Monique Mead	588	2011
Lynnette Moster	585	2004
Rochelle Komula	545	1996
Lynnette Moster	541	2003
Lauren Sauer	541	2003
Maja Pachale	522	1999
Cris Omiecinski	517	1993
Monique Mead	515	2010
Teegan Van Gunst	507	2016

HITTING PERCENTAGE	PCT.	YEAR
Alexandra Preiss	.417	2003
Jayme Gergen	.393	2004
Annie Czarnecki	.380	2012
Rochelle Komula	.377	1996
Jayme Gergen	.372	2003
Kerry Annel	.372	1994
Callie Miller	.370	2008
Kerry Annel	.368	1995
Kaleigh Colson	.360	2011
Asia Stawicka	.355	2011

ASSISTS	NO.	YEAR
Kele Eveland	1,905	2002
Andrea Nachtrieb	1,857	1996
Kele Eveland	1,822	2003
Lindsey Laband	1,663	2004
Andrea Nachtrieb	1,526	1995
Allie Niekamp	1,494	2006
Kele Eveland	1,484	2000
Carolyn Clevenger	1,398	1997
Jennifer Castillo	1,391	1992
Andrea Nachtrieb	1,362	1993

DIGS	NO.	YEAR
Michelle Kandell	628	2007
London Ackermann	570	2016
Marisa Aston	522	2004
Jennifer Randall	513	2005
Michelle Kandell	512	2008
Abby Showers	508	2006
Marisa Aston	501	2003
Jordan McCullers	487	2010
Jennifer Beemsterboer	486	1989
Jordan McCullers	481	2009

BLOCK ASSISTS	NO.	YEAR
Jayme Gergen	157	2002
Dena Schorn	151	1996
Anna Nedderman	147	1999
Rochelle Komula	146	1995
Alexandra Preiss	142	2002
Kyleen Bell	141	1998
Carla Gartner	137	1996
Rochelle Komula	137	1996
Alexandra Preiss	136	2003
Jayme Gergen	134	2004

SOLO BLOCKS	NO.	YEAR
Lisa Kofsky	42	1987
Lauren Sauer	38	2004
Angee Coman	36	1990
Chrissy DeMichelis	35	2009
Lisa Kofsky	34	1988
Lauren Sauer	34	2002
Marta Bickert	32	1993
Jessica Smith	31	1989
Kerry Annel	26	1992
Kerry Annel	25	1995
Jennifer Wagner	25	1991

TOTAL BLOCKS	NO.	YEAR
Jayme Gergen	169	2002
Rochelle Komula	165	1995
Kyleen Bell	163	1998
Alexandra Preiss	162	2002
Carol Smith	158	1982
Anna Nedderman	156	1999
Jayme Gergen	148	2004
Jayme Gergen	148	2003
Kerry Annel	148	1992
Alexandra Preiss	147	2003

SERVICE ACES	NO.	YEAR
Jennifer Wagner	91	1991
Cris Omiecinski	85	1992
Andrea Nachtrieb	77	1993
Wendy Malins	71	1990
Wendy Malins	58	1988
Monique Mead	56	2012
Lindsey Gray	53	2006
Lynnette Moster	51	2004
Allie Niekamp	51	2006
Monique Mead	50	2012
Lynnette Moster	49	2003
Eida Mabry	47	2000

TEAM

KILLS	YEAR	NO.
1996	2,551
2002	2,423
2003	2,355
2004	2,125
1992	2,094
2016	1,662
2010	1,652
2015	1,637
2009	1,593
2008	1,573

ATTACK ATTEMPTS

YEAR	NO.
19966,167
20025,747
19925,214
20035,151
20075,139
19955,086
19915,085
19974,947
20004,925
19934,911

ATTACK PERCENTAGE

YEAR	NO.
2003331 (2355-651-5151)
2004300 (2125-677-4831)
2002283 (2423-796-5747)
1995275 (2085-685-5086)
1993274 (2016-671-4911)
1994271 (1945-676-4691)
1996266 (2551-913-6167)
1992265 (2094-712-5214)
2000261 (2034-751-4925)
2006259 (1912-696-4702)

ASSISTS

YEAR	NO.
19962,263
20022,226
20032,199
20041,977

20071,885
19951,883
20001,836
19921,804
19971,770
20061,740

DIGS

YEAR	NO.
19892,357
19922,340
19962,290
20022,238
19882,211
20032,176
19912,074
20042,074
19952,059
20072,030

BLOCK ASSISTS

YEAR	NO.
1996778
2002619
1995607
2003549
1997545
1999538
1998516
1994513
2005471
1992449

SOLO BLOCKS

YEAR	NO.
1990135
1987115
1989109
1993100
198999
200296
200483
200981
199580
200680

TOTAL BLOCKS

YEAR	NO.
1996465
2002405.5
1995384
2003346.5
1997339
1994326
1998323
1993313
1999311
1992310

SERVICE ACES

YEAR	NO.
1991364
1993330
1992329
1990295
1987271
1997251
1996225
1999214
2007210
1995206

SEASON LEADERS

KILLS

YEAR	PLAYER	NO.
1985	Sheila Abery.....	217
1986	Robin Swats.....	106
1987	Sheila Abery.....	305
1988	Wendy Malins.....	348
1989	Wendy Malins.....	364
1990	Wendy Malins.....	375
1991	Jennifer Wagner.....	487
1992	Cris Omiecinski.....	409
1993	Cris Omiecinski.....	517
1994	Cris Omiecinski.....	405
1995	Kerry Annel.....	491
1996	Rochelle Komula.....	545
1997	Rochelle Komula.....	385
1998	Carla Gartner.....	421
1999	Maja Pachale.....	522
2000	Eida Mabry.....	455
2001	Maja Pachale.....	461
2002	Lynnette Moster.....	629
2003	Lynnette Moster.....	541
	Lauren Sauer.....	541
2004	Lynnette Moster.....	585
2005	Talisa Kellogg.....	457
2006	Talisa Kellogg.....	440
2007	Talisa Kellogg.....	499
2008	Talisa Kellogg.....	340
2009	Bailey Hunter.....	380
2010	Monique Mead.....	515
2011	Monique Mead.....	588
2012	Monique Mead.....	459
2013	Jennifer Percy.....	373
2014	Teegan Van Gunst.....	392
2015	Teegan Van Gunst.....	471
2016	Teegan Van Gunst.....	507
2017	Gabriela Stavnetchei.....	467

HITTING PERCENTAGE (MIN. 100K)

YEAR	PLAYER	NO.
1985	Sheila Abery.....	208
1986	Lisa Kotskey.....	172
1987	Lisa Kotskey.....	244
1988	Lisa Kotskey.....	328
1989	Angee Coman.....	211
1990	Wendy Malins.....	210
1991	Erica Organ.....	250
1992	Angie Propp.....	341
1993	Kerry Annel.....	319
1994	Kerry Annel.....	372
1995	Kerry Annel.....	368
1996	Rochelle Komula.....	377
1997	Danielle Olein.....	323
1998	Carla Gartner.....	283
1999	Maja Pachale.....	251
2000	Kyleen Bell.....	337
2001	Alexandra Preiss.....	323
2002	Alexandra Preiss.....	348
2003	Alexandra Preiss.....	417
2004	Jayne Gergen.....	393
2005	Callie Miller.....	280
2006	Callie Miller.....	319
2007	Nikki Kaminskas.....	296
2008	Callie Miller.....	370
2009	Asia Stawicka.....	331
2010	Asia Stawicka.....	337
2011	Kaleigh Colson.....	360
2012	Annie Czarniecki.....	380
2013	Quinn Evans.....	272
2014	Annika Van Gunst.....	236
2015	Teegan Van Gunst.....	269
2016	Lauren Pitz.....	266
2017	Sydney Wilson.....	313

KILL ATTEMPTS

YEAR	PLAYER	NO.
1985	Wynne Wycoff.....	630
1986	Elaine Griffith.....	435
1987	Jenn Beemsterboer.....	970
1988	Wendy Malins.....	985
1989	Wendy Malins.....	1,071
1990	Wendy Malins.....	1,039
1991	Jennifer Wagner.....	1,336

1992	Jennifer Wagner.....	1,154
1993	Cris Omiecinski.....	1,215
1994	Cris Omiecinski.....	1,033
1995	Cris Omiecinski.....	1,146
1996	Carla Gartner.....	1,002
1997	Rochelle Komula.....	975
1998	Maja Pachale.....	1,060
1999	Maja Pachale.....	1,277
2000	Maja Pachale.....	1,091
2001	Maja Pachale.....	1,083
2002	Lynnette Moster.....	1,412
2003	Lynnette Moster.....	1,226
2004	Lynnette Moster.....	1,350
2005	Talisa Kellogg.....	1,242
2006	Talisa Kellogg.....	1,083
2007	Talisa Kellogg.....	1,356
2008	Talisa Kellogg.....	1,017
2009	Bailey Hunter.....	941
2010	Monique Mead.....	1,213
2011	Monique Mead.....	1,455
2012	Bailey Hunter.....	1,051
2013	Jennifer Percy.....	1,029
2014	Teegan Van Gunst.....	1,124
2015	Teegan Van Gunst.....	1,240
2016	Teegan Van Gunst.....	1,374
2017	Gabriela Stavnetchei.....	1,347

ACES

YEAR	PLAYER	NO.
1985	Wynne Wycoff.....	45
1986	Margaret Gales.....	25
1987	Jenn Beemsterboer.....	45
1988	Wendy Malins.....	58
1989	Wendy Malins.....	40
1990	Wendy Malins.....	71
1991	Jennifer Wagner.....	91
1992	Cris Omiecinski.....	85
1993	Andrea Nachtrieb.....	77
1994	Marta Bickert.....	31
1995	Lynnette Anderson.....	35
1996	Carla Gartner.....	29
1997	Carla Gartner.....	42
1998	Aimee Boulet.....	46
1999	Maja Pachale.....	44
2000	Eida Mabry.....	47
2001	Lynnette Moster.....	46
2002	Lynnette Moster.....	47
2003	Lynnette Moster.....	49
2004	Lynnette Moster.....	51
2005	Lindsey Gray.....	35
2006	Lindsey Gray.....	53
2007	Lindsey Gray.....	39
2008	Michelle Kandell.....	33
2009	Mary Ashley Tippins.....	36
2010	Monique Mead.....	33
	Bailey Hunter.....	33
2011	Susan Carlson.....	33
2012	Monique Mead.....	56
2013	Chanell Clark-Bibbs.....	39
2014	Rebecca Martin.....	21
2015	Rebecca Martin.....	22
2016	Rebecca Martin.....	30
2017	Ashley Askin.....	29

DIGS

YEAR	PLAYER	NO.
1985	Robin Swats.....	241
1986	Margaret Gales.....	181
1987	Margaret Gales.....	347
1988	Jenn Beemsterboer.....	425
1989	Jenn Beemsterboer.....	486
1990	Wendy Malins.....	401
1991	Jennifer Wagner.....	350
1992	Jennifer Wagner.....	408
1993	Marta Bickert.....	325
1994	Cris Omiecinski.....	289
1995	Cris Omiecinski.....	345
1996	Andrea Nachtrieb.....	238
1997	Carla Gartner.....	299
1998	Carla Gartner.....	285
1999	Maja Pachale.....	317
2000	Maja Pachale.....	341

2001	Amanda Hess.....	284
2002	Marisa Aston.....	444
2003	Marisa Aston.....	501
2004	Marisa Aston.....	522
2005	Jennifer Randall.....	513
2006	Abby Showers.....	508
2007	Michelle Kandell.....	628
2008	Michelle Kandell.....	512
2009	Jordan McCullers.....	481
2010	Jordan McCullers.....	487
2011	Nicki Meyer.....	428
2012	Nicki Meyer.....	395
2013	London Ackermann.....	391
2014	London Ackermann.....	389
2015	London Ackermann.....	478
2016	London Ackermann.....	570
2017	Sam Knapp.....	345

ASSISTS

YEAR	PLAYER	NO.
1985	Robin Swats.....	327
1986	Margaret Gales.....	437
1987	Margaret Gales.....	913
1988	Margaret Gales.....	906
1989	Margaret Gales.....	1,175
1990	Jaime Keating.....	661
1991	Jennifer Castillo.....	1,281
1992	Jennifer Castillo.....	1,391
1993	Andrea Nachtrieb.....	1,362
1994	Andrea Nachtrieb.....	1,357
1995	Andrea Nachtrieb.....	1,526
1996	Andrea Nachtrieb.....	1,857
1997	Carolyn Clevenger.....	1,398
1998	Amanda Sabo.....	819
1999	Courtney Adler.....	798
2000	Kele Eveland.....	1,484
2001	Kele Eveland.....	1,253
2002	Kele Eveland.....	1,905
2003	Kele Eveland.....	1,822
2004	Lindsey Laband.....	1,663
2005	Lindsey Laband.....	1,358
2006	Allie Niekamp.....	1,494
2007	Allie Niekamp.....	1,117
2008	Allie Niekamp.....	860
2009	Mary Ashley Tippins.....	1,307
2010	Mary Ashley Tippins.....	1,302
2011	Kaleigh Colson.....	790
2012	Kaleigh Colson.....	1,221
2013	Rebecca Martin.....	410
2014	Rebecca Martin.....	1,044
2015	Rebecca Martin.....	1,017
2016	Rebecca Martin.....	1,034
2017	Gabby Benda.....	925

TOTAL BLOCKS

YEAR	PLAYER	NO.
1985	Wynne Wycoff.....	44
1986	Laura Rullman.....	69
1987	Lisa Kotskey.....	128
1988	Lisa Kotskey.....	99
1989	Angee Coman.....	107
1990	Angee Coman.....	119
1991	Jennifer Smith.....	101
1992	Kerry Annel.....	148
1993	Kerry Annel.....	132
1994	Kerry Annel.....	137
1995	Rochelle Komula.....	165
1996	Dena Schorn.....	109
1997	Danielle Olein.....	124
1998	Kyleen Bell.....	163
1999	Anna Nedderman.....	156
2000	Kyleen Bell.....	123
2001	Alexandra Preiss.....	118
2002	Jayne Gergen.....	169
2003	Jayne Gergen.....	148
2004	Jayne Gergen.....	134
2005	Nikki Kaminskas.....	122
2006	Callie Miller.....	98
2007	Nikki Kaminskas.....	119
2008	Callie Miller.....	125
2009	Asia Stawicka.....	126
2010	Asia Stawicka.....	131

2011	Monique Mead.....	92
2012	Annie Czarniecki.....	123
2013	Quinn Evans.....	114
2014	Sydney Wilson.....	104
2015	Sydney Wilson.....	126
2016	Sydney Wilson.....	105
2017	Sydney Wilson.....	110

BLOCK ASSISTS

YEAR	PLAYER	NO.
1985	Wynne Wycoff.....	32
1986	Laura Rullman.....	46
1987	Lisa Kotskey.....	86
1988	Laura Rullman.....	66
1989	Angee Coman.....	81
1990	Angee Coman.....	83
1991	Jennifer Smith.....	89
1992	Kerry Annel.....	122
1993	Kerry Annel.....	104
1994	Kerry Annel.....	120
1995	Rochelle Komula.....	146
1996	Dena Schorn.....	151
1997	Carla Gartner.....	115
1998	Kyleen Bell.....	141
1999	Anna Nedderman.....	147
2000	Kyleen Bell.....	110
2001	Alexandra Preiss.....	107
2002	Jayne Gergen.....	157
2003	Alexandra Preiss.....	136
2004	Jayne Gergen.....	148
2005	Callie Miller.....	111
2006	Callie Miller.....	81
2007	Nikki Kaminskas.....	108
2008	Callie Miller.....	111
2009	Asia Stawicka.....	113
2010	Asia Stawicka.....	115
2011	Monique Mead.....	84
2012	Annie Czarniecki.....	110
2013	Quinn Evans.....	94
2014	Sydney Wilson.....	89
2015	Sydney Wilson.....	105
2016	Sydney Wilson.....	88
2017	Sydney Wilson.....	88

SOLO BLOCKS

YEAR	PLAYER	NO.
1985	Sheila Abery.....	13
1986	Laura Rullman.....	23
1987	Lisa Kotskey.....	42
1988	Lisa Kotskey.....	34
1989	Jessica Smith.....	31
1990	Angee Coman.....	36
1991	Jennifer Wagner.....	25
1992	Kerry Annel.....	26
1993	Marta Bickert.....	32
1994	Kerry Annel.....	17
1995	Kerry Annel.....	25
1996	Rochelle Komula.....	19
1997	Danielle Olein.....	19
1998	Kyleen Bell.....	22
1999	Kyleen Bell.....	14
2000	Kyleen Bell.....	13
2001	Kyleen Bell.....	15
2002	Lauren Sauer.....	34
2003	Lauren Sauer.....	22
2004	Lauren Sauer.....	38
2005	Talisa Kellogg.....	20
2006	Talisa Kellogg.....	20
2007	Chrissy DeMichelis.....	22
2008	Callie Miller.....	14
2009	Chrissy DeMichelis.....	35
2010	Asia Stawicka.....	16
2011	Alexis Woodson.....	14
2012	Annie Czarniecki.....	13
2013	Quinn Evans.....	20
2014	Sydney Wilson.....	15
2015	Sydney Wilson.....	21
2016	Sydney Wilson.....	17
2017	Sydney Wilson.....	22

MISCELLANEOUS

TRIPLE DOUBLES

Kele Eveland	1
(11k, 52a, 12d) vs. California (12/12/03)	
Rochelle Komula	1
(27k, 12b, 10d) vs. Cincinnati (8/30/96)	
Allie Niekamp	1
(10k, 44a, 10d) vs. Mississippi State (9/1/06)	
Kaleigh Colson	1
(12k, 34a, 11d) at Miami (10/16/11)	

20/20 DOUBLE DOUBLES

Cris Omiecinski	4
(21k, 20d) vs. NC State (11/11/95)	
(34k, 20d) vs. Auburn (9/14/95)	
(24k, 21d) vs. Maryland (11/19/93)	
(20k, 25d) vs. Maryland (10/3/92)	
Wendy Malins	3
(21k, 22d) at Furman (10/9/90)	
(24k, 21d) at Georgia State (9/27/89)	
(22k, 20d) vs. Southern Mississippi (9/22/89)	
Maja Pachale	3
(23k, 20d) vs. North Carolina (11/11/00)	
(22k, 29d) vs. Pacific (9/10/00)	
(21k, 27d) vs. Clemson (11/21/98)	
Lynnette Moster	3
(20k, 20d) vs. Michigan State (9/13/02)	
(25k, 22d) at Hawaii (12/13/03)	
(20k, 22d) at Minnesota (12/10/04)	
Shelia Abery	1
(23k, 28d) vs. Tennessee Tech (11/15/87)	
Jennifer Beemsterboer	1
(20k, 23d) vs. Georgia (9/29/89)	
Marta Bickert	1
(23k, 20d) at NC State (10/23/93)	
Lindsey Gray	1
(25k, 20d) vs. North Carolina (11/12/06)	
Heidi Grunwald	1
(25k, 33d) vs. Wake Forest (11/4/84)	
Teryl Townsend	1
(27k, 24d) vs. Clemson (11/20/98)	
Gabriela Stavnehtic	1
(27k, 20d) at Notre Dame (10/13/17)	

30 KILL CLUB

PLAYER	OPPONENT	DATE	NO
Maja Pachale	vs. NC State	10/8/99	38
Kerry Annel	at NC State	10/25/95	36
Kerry Annel	vs. Duke	11/3/94	35
Talisa Kellogg	vs. Virginia	10/22/05	35
Maja Pachale	vs. Arkansas	10/14/01	34
Cris Omiecinski	vs. Auburn	9/14/95	34
Kerry Annel	vs. Notre Dame	10/13/95	33
Lynnette Moster	at South Florida	9/14/02	31
Cris Omiecinski	vs. Florida State	11/5/93	31
Eida Mabry	vs. Wake Forest	10/20/00	30
Monique Mead	vs. Duke	9/24/10	30
Lauren Sauer	vs. Wisconsin	9/19/03	30
Monique Mead	vs. Louisville	8/27/11	30
Teegan Van Gunst	at Wake Forest	10/21/16	30

30 DIG CLUB

PLAYER	OPPONENT	DATE	NO
J. Beemsterboer	vs. W. Carolina	11/2/88	43
Marisa Aston	at Minnesota	12/10/04	36

Michelle Kandell	vs. Duke	10/10/08	36
Jennifer Wagner	vs. Maryland	10/3/92	35
Heidi Grunwald	vs. Wake Forest	11/4/84	33
Jennifer Randall	vs. Duke	9/24/05	33
Michelle Kandell	at Virginia	11/4/07	32
Michelle Kandell	at Miami	11/14/08	32
London Ackermann	at K-State	9/3/16	32
Sheila Abery	vs. Furman	10/29/87	31
Margaret Gales	vs. Maryland	11/5/88	31
J. Beemsterboer	vs. JMU	10/08/88	31
Cris Omiecinski	vs. Clemson	9/29/92	31
Amanda Hess	vs. Wake Forest	10/20/00	31
Jennifer Randall	vs. NC State	11/12/05	31
Michelle Kandell	at Maryland	11/23/07	30

11 BLOCK CLUB

PLAYER	OPPONENT	DATE	NO
Rochelle Komula	at Maryland	10/4/96	13
Rochelle Komula	vs. Cincinnati	8/30/96	12
Lisa Kofsky	vs. W. Carolina	11/9/87	12
Alexandra Preiss	at Wake Forest	10/19/01	11
Kyleen Bell	vs. Illinois State	9/16/99	11
Carla Gartner	vs. North Carolina	11/5/95	11
Rochelle Komula	at North Carolina	11/5/95	11
Rochelle Komula	at North Carolina	10/21/94	11
Kerry Annel	at North Carolina	10/21/94	11
Laura Rullman	vs. Georgia	9/22/88	11
Lisa Kofsky	vs. Tenn. Tech	11/15/87	11
Callie Miller	vs. Winthrop	9/3/05	11
Nikki Kaminskis	at Michigan	9/15/07	11
Lauren Pitz	vs. UC Davis	9/12/15	11

MISCELLANEOUS TEAM RECORDS

Winning Percentage (Season):	34-4 (.895), 2003
Wins (Season):	34, 2003
Consecutive Wins:	23, Aug. 29-Oct. 31, 2003
Consecutive Games Won:	23, Aug. 29-Sept. 14, 2003
100th Win (Division I):	vs. Lake Erie, 10/19/91
200th Win (Division I):	vs. Boston College, 9/17/95
300th Win (Division I):	vs. Air Force, 9/17/99
400th Win (Division I):	vs. Georgia State, 10/4/03
500th Win (Division I):	at Virginia, 11/4/07
600th Win (Division I):	vs. UT-Chattanooga, 8/30/13
700th Win (Division I):	
800th Win (Division I):	
Home Win Streak: ..	27, Oct. 6, 2002-Sept. 12, 2004
Home Record (Season):	18-0, 2003
ACC Wins (Season):	16, 16-0, 2004
Conference Finish:	1st, 1995, 2000, 2003, 2004
First Postseason Appearance:	NIVC, 1993
First NCAA Appearance:	vs. George Mason, 11/30/94
Last NCAA Appearance:	vs. Baylor, 12/4/09
Attendance (O'Keefe):	2,000 vs. Georgia, (three times)
.....	9/1/06; 9/7/07; 8/28/09
Attendance (AMC):	3,211 vs. FSU, 10/6/02

GEORGIA TECH[®]

VOLLEYBALL

Hyatt Regency Invitational (Atlanta, Ga.)

Aug. 24	vs. Idaho State	12 p.m.
	vs. Winthrop	7 p.m.
Aug. 25	vs. Abilene Christian	12 p.m.
	vs. Georgetown	7 p.m.

Hyatt Regency Tournament (Atlanta, Ga.)

Aug. 30	vs. Alabama State	12 p.m.
	vs. Wofford	7 p.m.
Aug. 31	vs. South Alabama	12 p.m.
	vs. Tulane	7 p.m.

Hampton Inn Bama Bash (Tuscaloosa, Ala.)

Sept. 7	vs. Northern Illinois	12 p.m.
	at Alabama	7 p.m.
Sept. 8	vs. Marshall	11 a.m.

Georgia Tech Classic (Atlanta, Ga.)

Sept. 14	vs. Georgia	7 p.m.
Sept. 15	vs. Arkansas	4 p.m.

Sept. 21	at Syracuse*	7 p.m.
Sept. 23	at Boston College*	1 p.m.
Sept. 28	vs. Louisville*	7 p.m.
Sept. 30	vs. Notre Dame*	1 p.m.
Oct. 3	vs. Clemson*	7 p.m.
Oct. 5	vs. Virginia Tech*	7 p.m.
Oct. 12	at Wake Forest*	7 p.m.
Oct. 14	at Duke*	1 p.m.
Oct. 19	at Florida State*	7 p.m.
Oct. 21	at Miami*	1 p.m.
Oct. 26	vs. North Carolina*	7 p.m.
Oct. 28	vs. NC State*	1 p.m.
Nov. 2	vs. Pittsburgh*	7 p.m.
Nov. 4	vs. Virginia*	12 p.m.
Nov. 11	vs. Syracuse*	1 p.m.
Nov. 16	at Virginia*	7 p.m.
Nov. 21	at Pittsburgh*	7 p.m.
Nov. 23	at Louisville*	7 p.m.

* Denotes ACC Match

All times Eastern and subject to change

Home matches are in bold