



COMMUNICATIONS & PR

**MIKE FLYNN**Assistant AD
Communications & Public Relations**MIKE STAMUS**Associate Director
Communications & Public Relations**KEVIN DAVIS**Assistant Director
Communications & Public Relations**LIZ RYAN**Assistant Director
Communications & Public Relations**ALEX KEATOR**Assistant Director
Communications & Public Relations**ANDREW CLAUSEN**Intern
Communications & Public Relations**TYLER WHEELER**

Graphic Designer

**SIMIT SHAH**

Social Media

GEORGIA TECH ATHLETICS COMMUNICATIONS & PUBLIC RELATIONSArthur B. Edge Jr. Intercollegiate Athletics Center
150 Bobby Dodd Way NW, Atlanta, GA 30332**Phone:** 404-894-5445 | www.RamblinWreck.com**COMMUNICATIONS & PUBLIC RELATIONS****MIKE FLYNN** Assistant AD / Communications & Public Relations**Responsibilities:** Football**Alma Mater:** Miami (Ohio), 2001 | **Joined GTAA:** June 2016**Office:** 404-894-5445 | **Cell:** 828-964-6406 | **Email:** mflynn@athletics.gatech.edu | [Twitter](#) @MFlynnGT**MIKE STAMUS** Associate Director**Responsibilities:** Men's Basketball, Golf, Football Credentials**Alma Mater:** Virginia Tech, 1983 | **Joined GTAA:** August 1983**Office:** 404-894-5445 | **Cell:** 404-218-9723 | **Email:** mstamus@athletics.gatech.edu | [Twitter](#) @BusterStamus**KEVIN DAVIS** Assistant Director**Responsibilities:** Football², Baseball, Swimming & Diving**Alma Mater:** Gardner-Webb, 2005 | **Joined GTAA:** August 2016**Office:** 404-894-5445 | **Cell:** 704-974-9095 | **Email:** kdavis@athletics.gatech.edu | [Twitter](#) @kldavis12**LIZ RYAN** Assistant Director**Responsibilities:** Women's Basketball, Women's Tennis**Alma Mater:** North Carolina, 2007 | **Joined GTAA:** August 2016**Office:** 404-894-5445 | **Cell:** 404-431-9619 | **Email:** lryan@athletics.gatech.edu**ALEX KEATOR** Assistant Director**Responsibilities:** Volleyball, **SOFTBALL****Alma Mater:** Syracuse, 2016 | **Joined GTAA:** July 2016**Office:** 404-894-5445 | **Cell:** 413-207-2604 | **Email:** akeator@athletics.gatech.edu | [Twitter](#) @aykayy24**ANDREW CLAUSEN** Intern**Responsibilities:** Track and Field, Cross Country, Men's Tennis**Alma Mater:** Appalachian State, 2016 | **Joined GTAA:** July 2017**Office:** 404-894-5445 | **Cell:** 413-207-2604 | **Email:** aclausen@gtathletics.org | [Twitter](#) @guruandrew**DIGITAL MEDIA****TYLER WHEELER** Graphic Designer**Alma Mater:** Tennessee, 2014 | **Joined GTAA:** August 2016**Office:** 404-894-0539 | **Email:** swheeler@athletics.gatech.edu | [Twitter](#) @TyWheeler678**SIMIT SHAH** Social Media**Alma Mater:** Georgia Tech, 1999 | **Email:** sshah@athletics.gatech.edu | [Twitter](#) @simit_shah

QUICK FACTS & TABLE OF CONTENTS

THE INSTITUTE

Official Name	Georgia Institute of Technology
Enrollment	25,000
Location	Atlanta, Ga.
Founded	1885
Nicknames	Rambling Wreck, Yellow Jackets
Mascots	Buzz; 1930 Model "A" Ford
Colors	Old Gold and White
Institute Website	www.gatech.edu
Athletics Website	www.ramblinwreck.com
Facility	Mewborn Field (1,500)
Conference	Atlantic Coast
President	Dr. G.P. "Bud" Peterson
Director of Athletics	Todd Stansbury
Senior Women's Administrator	Joeleen Akin

COACHING STAFF

Head Coach	Aileen Morales
Alma Mater, Year	Georgia Tech, 2009
Record at Tech/Years	0-0/First
Career Record/Years	xx-xx/Four years
Assistant Coach	Reese Mariconda
Alma Mater, Year	Virginia Tech, 2009
Year at Tech	First
Assistant Coach	Alison Owen
Alma Mater, Year	Mississippi State, 2014
Year at Tech	First

FACILITY INFORMATION

Stadium	Mewborn Field
Capacity	1,500
Outfield Dimensions	190 ft. down the lines
.....	220 ft. at centerfield
Surface	Grass

2018 PREVIEW

Starters Returning/Lost	6/3
Pitchers Returning/Lost	3/0
Newcomers	9

SOFTBALL HISTORY

First Year	1987
All-Time Record	968-761-2 (.560)
NCAA Tournament App/Last	11/2012
NCAA Tournament Record	19-22

2017 SEASON REVIEW

Overall Record	19-34
ACC Record/Place	8-16/10th
Final USA Today/NFCA Ranking	NR
ESPN.COM/USA Softball Ranking	NR

CALL US GEORGIA TECH

The Georgia Institute of Technology is the official title, but Georgia Tech will work fine, or just Tech. We are never 'Georgia Tech University'.

TABLE OF CONTENTS

The Institute/Table of Contents	1
Follow Georgia Tech Softball	2-3
Team Information & TV/Radio Roster	4-5
Mewborn Field	6-7

MEET THE TEAM

Colleen Darragh & Jessica Kowalewicz	10
Samantha Pierannunzi & Emily Anderson	11
Malea Bell & Kendall Chadwick	12
Kelsey Chisholm & Draven Sonnon	13
Jenna Goodrich & Kaylee Ellebracht	14
Katie Krzus, Karissa Arnold & Brooke Barfield	15
Rachael Bonitatibus, Allison Brandvold, Grason Gasser & Lisa Higgins	16
Crosby Huckabay, Isabella Many, Rebecca Prairie & Drew Puckett	17
Head Coach Shelly Hoerner	18
Assistant Coaches and Volunteer Assistant Coach	19
Graduate Managers & Support Staff	20
Institute President and Faculty Athletics Representative	21
Director of Athletics and Sport Administrator	22

HISTORY

All-Americans	24
National & ACC Athletic Honors	24-25
Academic Honors, Georgia Tech Sports Hall of Fame & Pro Jackets	26-27
All-Time Letterwinners	28
All-Time Coaches	29
Year-by-Year Results	30-40
ACC/NCAA Tournament Results	41
Series History	42-52

RECORDS

Career Records	54
Season Individual Records	55
Season Team Records	56
Season Leaders	57-59
Team Year-by-Year Statistics	60
ACC Career Leaders	61

FOLLOW GEORGIA TECH SOFTBALL

TECH ON TV

Georgia Tech softball will appear on ACC Network Extra **eight** times in 2018, **six** of which will be at Mewborn Field. All home games that are not broadcast on the ACC Network Extra will be streamed live.

CREDENTIALS

Credential requests should be made to Alex Keator via phone (404.894.5445) or email (akeator@athletics.gatech.edu) at least 24 hours in advance.

INTERVIEWS

All interview requests for head coach Aileen Morales or any Georgia Tech softball player should be directed to Lauren Rupert in the communication and public relations office. Players and coaches are not available on gameday until after the conclusion of the game.

POST-GAME PROCEDURE

No formal press conference is held following a Georgia Tech softball game. Coaches and players are available following a brief team meeting at the conclusion of the game. No interviews will be allowed between games of a double-header, but will be conducted after the second game. All interview requests should be directed to Lauren Rupert.

PRACTICE COVERAGE

Media wishing to attend a practice should contact Alex Keator at least one day in advance. All interviews will take place after practice at Mewborn Field.


2018 SCHEDULE

Sand Dollar Classic (Gulf Shores, Ala.)			
Feb. 9	vs. Lamar	Gulf Shores, Ala.	2 p.m.
Feb. 10	vs. Penn State	Gulf Shores, Ala.	1 p.m.
Feb. 10	vs. Florida A&M	Gulf Shores, Ala.	4 p.m.
Feb. 11	vs. Lipscomb	Gulf Shores, Ala.	11 a.m.
Feb. 14	at Georgia State	Panthersville, Ga.	5 p.m.
ACC/Big 10 Challenge (Atlanta, Ga.)			
Feb. 16	Nebraska	Atlanta, Ga.	4 p.m.
Feb. 17	Nebraska	Atlanta, Ga.	3 p.m.
Feb. 17	Indiana	Atlanta, Ga.	5:30 p.m.
Feb. 18	Indiana	Atlanta, Ga.	12:30 p.m.
Camel Stampede (Buies Creek, N.C.)			
Feb. 23	vs. Fairfield	Buies Creek, N.C.	10 a.m.
Feb. 23	at Campbell	Buies Creek, N.C.	3 p.m.
Feb. 24	vs. Fairfield	Buies Creek, N.C.	10 a.m.
Feb. 24	vs. LaSalle	Buies Creek, N.C.	12:30 p.m.
Feb. 25	at Campbell	Buies Creek, N.C.	1:30 p.m.
Feb. 28	Kennesaw State	Atlanta, Ga.	6 p.m.
I-75 Challenge (Atlanta, Ga.)			
March 2	DePaul (DH)	Atlanta, Ga.	1 & 3 p.m.
March 3	UConn (DH)	Atlanta, Ga.	1 & 3 p.m.
March 4	Detroit	Atlanta, Ga.	1 p.m.
March 6	at Georgia	Athens, Ga.	6 p.m.
March 9	at Virginia*	Charlottesville, Va.	6 p.m.
March 10	at Virginia*	Charlottesville, Va.	1 p.m.
March 11	at Virginia*	Charlottesville, Va.	12 p.m.
March 14	Alabama	Atlanta, Ga.	6 p.m.
March 16	NC State*	Atlanta, Ga.	6 p.m.
March 17	NC State*	Atlanta, Ga.	1 p.m.
March 18	NC State*	Atlanta, Ga.	12 p.m.
Matador Classic (Northridge, Calif.)			
March 23	vs. Pacific	Northridge, Calif.	2:45 p.m.
March 23	at CSUN	Northridge, Calif.	5 p.m.
March 24	vs. Cal Poly	Northridge, Calif.	3:30 p.m.
March 24	vs. Santa Clara	Northridge, Calif.	5:45 p.m.
March 25	vs. Santa Clara	Northridge, Calif.	1 p.m.
March 28	Georgia State	Atlanta, Ga.	6 p.m.
March 30	Florida State*	Atlanta, Ga.	6 p.m.
March 31	Florida State*	Atlanta, Ga.	1 p.m.
April 1	Florida State*	Atlanta, Ga.	1 p.m.
April 4	Georgia	Atlanta, Ga.	7 p.m.
April 6	at Duke*	Durham, N.C.	5 p.m.
April 7	at Duke*	Durham, N.C.	1 p.m.
April 8	at Duke*	Durham, N.C.	1 p.m.
April 11	at Kennesaw State	Kennesaw, Ga.	6 p.m.
April 13	at Pittsburgh*	Pittsburgh, Pa.	5 p.m.
April 14	at Pittsburgh*	Pittsburgh, Pa.	1 p.m.
April 15	at Pittsburgh*	Pittsburgh, Pa.	12 p.m.
April 18	Presbyterian	Atlanta, Ga.	6 p.m.
April 20	North Carolina	Atlanta, Ga.	6 p.m.
April 21	North Carolina	Atlanta, Ga.	1 p.m.
April 22	North Carolina	Atlanta, Ga.	1 p.m.
April 24	at Jacksonville State	Jacksonville, Ala.	6 p.m.
April 27	Virginia Tech	Atlanta, Ga.	6 p.m.
April 28	Virginia Tech	Atlanta, Ga.	1 p.m.
April 29	Virginia Tech	Atlanta, Ga.	1 p.m.
May 4	at Boston College	Chestnut Hill, Mass.	6 p.m.
May 5	at Boston College	Chestnut Hill, Mass.	1 p.m.
May 6	at Boston College	Chestnut Hill, Mass.	12 p.m.
May 9-12	ACC Tournament	Atlanta, Ga.	TBA






* Denotes ACC game



All times Eastern and subject to change
Home games are in bold, italics

FOLLOW GEORGIA TECH SOFTBALL




[SPORTS](#)
[TICKETS](#)
[SHOP](#)
[A-T FUND](#)
[MORE](#)











SOFTBALL



[SCHEDULE](#)
[ROSTER](#)
[STATS](#)
[HISTORY](#)
[NEWS](#)
[INFO](#)



SOFTBALL SET TO PLAY EIGHT GAMES ON ACC NETWORK EXTRA

Follow the Georgia Tech softball team all season long through a variety of outlets including www.RamblinWreck.com, Facebook, Twitter, Youtube and Instagram. Fans can follow the home contests on ACC Network Extra, and veteran Kurt Hoyt will handle the play-by-play duties.



Georgia Tech
Softball



@GatechSoftball



GaTechSoftball



RamblinWreckTube

2018 ROSTER INFORMATION

PRONUNCIATION GUIDE

Draven Dray-ven
 Huckabay Huck-uh-bee
 Krzus Cruise
 Malea Muh-Leah

BREAKDOWN BY CLASS

Seniors (5): Emily Anderson,
 Malea Bell, Kendall Chadwick, Kelsey
 Chisholm, Draven Sonnon

Juniors (3): Kaylee Ellebracht,
 Jenna Goodrich, Katie Krzus

Sophomores (7): Brooke Barfield,
 Allison Brandvold, Crosby Huckabay,
 Isabella Many, Drew Puckett, Rebecca
 Prairie, Sydney Stavro

Freshmen (9): Samantha Bates,
 Naomi Dickerson, Lilly Hooper, Bianca
 Mora, Saige Pye, Breanna Roper,
 Cameron Stanford, Jaydra von Behren,
 Skye Webb

NO.	NAME	POS.	HT.	YR	B/T	HOMETOWN/LAST SCHOOL
1	Sydney Stavro	INF/OF	5-3	SO	L/R	Buford, Ga./Buford
2	Samantha Bates	INF	5-6	FR	R/R	Charlotte, N.C./Olympic
3	Bianca Mora	INF	5-7	FR	R/R	Cumming, Ga./South Forsyth
4	Rebecca Prairie	C	5-8	SO	R/R	Valdosta, Ga./Lowndes County
5	Brooke Barfield	LHP	5-8	SO	L/L	Pembroke, Ga./Bryan County
6	Naomi Dickerson	LHP	5-4	FR	R/L	Whittier, Calif./La Serna
9	Malea Bell	OF/INF	5-3	SR	R/R	Kennesaw, Ga./Kennesaw Mountain
10	Kendall Chadwick	INF	6-1	SR	R/R	Atlanta, Ga./Marist School
13	Cameron Stanford	OF	5-6	FR	R/R	Alpharetta, Ga./Alpharetta
14	Kaylee Ellebracht	C	5-5	JR	R/R	Los Alamitos, Calif./Los Alamitos
15	Kelsey Chisholm	INF	5-8	SR	R/R	Jacksonville, Fla./Bartram Trail
16	Saige Pye	INF	5-6	FR	R/R	Stockton, Calif./Bear Creek
17	Drew Puckett	INF/OF	5-11	SO	R/R	Buford, Ga./Buford
19	Crosby Huckabay	INF/OF	5-9	SO	R/R	Chattanooga, Tenn./Baylor School
20	Katie Krzus	INF/OF	5-9	JR	R/R	Orland Park, Ill./Carl Sandburg
21	Breanna Roper	INF	5-8	FR	L/R	Woodstock, Ga./Woodstock
23	Isabella Many	INF	5-9	SO	R/R	Annandale, N.J./North Hunterdon
28	Jaydra von Behren	INF/OF	5-4	FR	R/R	Dunwoody, Ga./Dunwoody
29	Allison Brandvold	INF	5-4	SO	R/R	Heath, Texas/Rockwall-Heath
31	Lilly Hooper	INF	5-6	FR	R/R	Cataua, Ga./Harris County
66	Skye Webb	OF	5-5	FR	L/L	Temecula, Calif./Temecula Valley
88	Emily Anderson	RHP	5-7	SR	R/R	LaGrange, Ga./LaGrange
99	Draven Sonnon	OF	5-8	SR	R/R	Sugar Hill, Ga./North Gwinnett

COACHING STAFF

Head Coach — Aileen Morales (First Season; Georgia Tech, 2009)
 Assistant Coach — Reese Mariconda (First Season; Virginia Tech, 2009)
 Assistant Coach — Alison Owen (First Season; Mississippi State, 2014)
 Volunteer Coach — Kate Kantor
 Graduate Manager — Shelby Pickett

TV/RADIO ROSTER

 <p>#1 SYDNEY STAVRO INF/OF • L/R • 5-3 • So. Buford, Ga./Buford</p>	 <p>#2 SAMANTHA BATES INF • R/R • 5-6 • Fr. Charlotte, N.C./Olympic</p>	 <p>#3 BIANCA MORA INF • R/R • 5-7 • Fr. Cumming, Ga./South Forsyth</p>	 <p>#4 REBECCA PRAIRIE C • R/R • 5-8 • So. Valdosta, Ga./Lowndes County</p>	 <p>#5 BROOKE BARFIELD LHP • L/L • 5-8 • Fr. Pembroke, Ga./Bryan County</p>	 <p>#6 NAOMI DICKERSON LHP • R/L • 5-4 • Fr. Whittier, Calif./La Serna</p>
 <p>MALEA BELL INF/OF • R/R • 5-3 • Sr. Kennesaw, Ga./Kennesaw Mountain</p>	 <p>#10 KENDALL CHADWICK INF • R/R • 6-1 • Jr. Atlanta, Ga./Marist School</p>	 <p>#13 CAMERON STANFORD OF • R/R • 5-6 • Fr. Alpharetta, Ga./Alpharetta</p>	 <p>#14 KAYLEE ELLEBRACHT C • R/R • 5-5 • Jr. Los Alamitos, Calif./Los Alamitos</p>	 <p>#15 KELSEY CHISHOLM INF • R/R • 5-8 • Sr. Jacksonville, Fla./Bartram Trail</p>	 <p>#16 SAIGE PYE INF • R/R • 5-6 • Fr. Stockton, Calif./Bear Creek</p>
 <p>#17 DREW PUCKETT INF/OF • R/R • 5-11 • So. Buford, Ga./Buford</p>	 <p>#19 CROSBY HUCKABAY INF/OF • R/R • 5-9 • So. Chattanooga, Tenn./Baylor School</p>	 <p>#20 KATIE KRZUS INF/OF • R/R • 5-9 • Jr. Orland Park, Ill./Carl Sandburg</p>	 <p>#21 BREANNA ROPER INF • L/R • 5-8 • Fr. Woodstock, Ga./Woodstock</p>	 <p>#23 ISABELLA MANY INF • R/R • 5-9 • So. Annandale, N.J./North Hunterdon</p>	 <p>#28 JAYDRA VON BEHREN INF/OF • R/R • 5-4 • Fr. Dunwoody, Ga./Dunwoody</p>
 <p>#29 ALLISON BRANDVOLD INF • R/R • 5-4 • So. Heath, Texas/Rockwall-Heath</p>	 <p>#31 LILLY HOOPER INF • R/R • 5-6 • Fr. Cataula, Ga./Harris County</p>	 <p>#66 SKYE WEBB OF • L/L • 5-5 • Fr. Sugar Hill, Ga./North Gwinnett</p>	 <p>#88 EMILY ANDERSON RHP • R/R • 5-7 • Sr. LaGrange, Ga./LaGrange</p>	 <p>#99 DRAVEN SONNON OF • R/R • 5-8 • Sr. Sugar Hill, Ga./North Gwinnett</p>	
 <p>AILEEN MORALES Head Coach - 1st Season Tech Record: 0-0 Career: xx Seasons Career Record: xx-xx</p>	 <p>ALISON OWEN Assistant/Pitching Coach - 1st Season</p>	 <p>REESE MARICONDA Assistant Coach - 1st Season</p>	 <p>KATE KANTOR Volunteer Assistant Coach - 1st Season</p>	 <p>SHELBY PICKETT Graduate Manager - 2nd Season</p>	

MEWBORN FIELD

Shirley Clements Mewborn Field is one of the premier softball facilities in the nation. The \$4.9 million on-campus home of the Yellow Jackets was officially dedicated on March 10, 2009. It is named after Shirley Clements Mewborn, one of the first two women to receive a degree from Georgia Tech.

In its first two years at Mewborn Field, Georgia Tech hosted an NCAA Regional and was featured on ESPN. In 2009, Mewborn Field and the Jackets played host to the Atlanta Super Regional against eventual nation champion Washington, which was televised on ESPN and in 2010 the entire Atlanta Regional was broadcast in HD on ESPN and ESPN2.

Mewborn Field is a state-of-the-art facility nestled at the corner of Fowler and Eighth Streets on the Georgia Tech Campus. Some of the features include:

- Backstop netting that was extended in 2017 above the dugouts to increase fan safety.
- A capacity of 1,500, including nearly 600 chair backs. Whether it's in the main grandstand or in a standing room area, each spot at Mewborn Field gives you a feeling like you are on top of the action, as well as a spectacular view of the Atlanta skyline, especially at night.
- New backstop and outfield padding that was installed for the 2016 season.
- Press box with separate TV and radio broadcast booths.
- Raised grassy hills on each baseline giving fans a unique perspective.
- Bullpen for each team with ample space for two pitchers to warm-up.
- Indoor facility down the left field line with three batting cages. Retractable batting cage nets were added for the 2017 season. The surface is the same as the infield, allowing pitchers and infielders to work out during inclement weather.
- Completed in time for the 2011 season is the team building. Located just behind the indoor facility, this building features a locker room, coaches' locker room and offices, umpire room, meeting rooms, video room and a training room.




MEWBORN FIELD



FAST FACTS

- Officially Dedicated: March 10, 2009
- First Game: Tech defeated UT Martin, 2-1
- First Batter: Tech pitcher Tiffany Johnson struck out UTM's Jenny Bain
- First Hit: Jenny Bain, UT Martin (top of the fourth inning)
- First Georgia Tech Hit: Jen Yee (bottom of the fourth inning)
- First Home Run: Jenny Bain, UT Martin (top of the fourth inning)
- First Georgia Tech Home Run: Kristen Adkins (bottom of the fifth inning)
- First Winning Pitcher: Tiffany Johnson, Georgia Tech
- Dimensions: 190 feet down the lines, 220 to dead center
- Capacity: 1,500 (586 chair-backs)
- Cost: \$4.99 Million
- Drainage: The rain that falls on the grounds is channeled into a 42,000-gallon underground cistern beyond right field. If full, the cistern can keep the field watered for two to three weeks without rain.
- Lighting System: Musco Sports Lighting System
- Admission: Free
- Parking: Free parking is available on a first-come, first-served basis in the McCamish Pavilion lot, pending other Georgia Tech events.

2018 GEORGIA TECH SOFTBALL



Back Row (L to R): Drew Puckett, Samantha Pierannunzi, Draven Sonnon, Crosby Huckabay, Brooke Barfield, Kelsey Chisholm, Jenna Goodrich, Grasen Gasser.
Middle Row (L to R): Colleen Darragh, Lisa Higgins, Emily Anderson, Katie Krzus, Rebecca Prairie, Karissa Arnold, Jessica Kowalewicz, Malea Bell, Rachael Bonitatibus.
Front Row (L to R): Allison Brandvold, Isabella Many, Kaylee Ellebracht.



Meet The Team

Student-Athlete Profiles	10-18
Coaches, Graduate Managers & Support Staff	19-21
Institute President & Faculty Athletics Rep	22
Director of Athletics & Sport Administrator	23

STUDENT-ATHLETE PROFILES



88

EMILY ANDERSON

Senior | Pitcher | R/R | 5-7
LaGrange, Ga. | LaGrange HS

2017 (Junior): Made 27 starts in the circle and threw 14 complete games for a 10-14 record ... Recorded a 3.91 ERA in 159.1 innings pitched with 111 strike outs ... Pitched five complete extra-inning games ... Finished the regular season eighth in the ACC in batters struck out ... Struck out nine against Penn State (Feb. 17), and fanned eight batters three times ... Did not allow a walk in 12 innings pitched at Kennesaw State (April 25).

2016 (Sophomore): Made 29 appearances with 23 starts and 20 complete games ... Pitched 160 innings with a 3.02 ERA and a record of 10-13 ... Struck out a career-best 14 batters against NC Central (March 14) ... Pitched a one-hit complete game shutout against Tennessee State (March 16).

2015 (Freshman): Made 19 appearances with eight starts and four complete games ... Threw 55.1 innings with 46 strikeouts ... Fanned a season-high eight batters in the season opener against Kansas (Feb. 6).

High School: A four-year letterwinner for head coach Jan Jones at LaGrange High School, serving one year as captain ... Selected to play in the 2013 Georgia Dugout Club all-state game ... Went 17-6 with a 1.16 ERA, and achieved a milestone when she recorded her 1,000th career strikeout against Northwest Whitfield in the opening round of the state playoffs in her senior year ... Among the team leaders at the plate with a .310 batting average, and she was second on the team with 24 RBI as a senior ... A 2010 first-team all-state selection and a two-time second team all-state honoree (2011, 2012) by the Georgia High School Association (GHSA) ... Helped LaGrange to become 2010 region 6-AAA champions ... Played club softball for the Atlanta Vipers and in 2012 compiled a record of 37-3 with 10 saves in the circle ... Led the 2012 Viper squad to first-place finishes at the Georgia ASA 16A State Championships, the Open Invitational, the King of the Mountain tournament and the 16A season opener.

Personal: Born Emily Carter Anderson on Sept. 26, 1995 in LaGrange, Ga. ... Parents are Jay and Ashley Anderson ... Sister to Ben and Matthew ... Both of her parents are Georgia Tech alumni and graduated in 1990 ... Majoring in biology.

HONORS AND AWARDS

2017, 2016, 2015 ACC Honor Roll
2016 NFCA All-American Scholar-Athlete

CAREER STATISTICS

YEAR	ERA	W-L	APP-GS	CG	SHO	SV	IP	H	R	ER	BB	SO	BAVG
2015	6.45	3-5	19-8	4	0/1	1	55.1	63	58	51	43	46	.292
2016	3.02	10-13	29-23	20	3/1	1	160.0	161	82	69	64	117	.258
2017	3.91	10-14	29-27	14	1/1	0	159.1	168	108	89	86	111	.270
TOTAL	3.90	23-32	77-58	38	4/3	2	374.2	392	248	209	193	274	.268



9

MALEA BELL

Senior | Infield/Outfield | R/R | 5-3
Kennesaw, Ga. | Kennesaw Mountain HS

2017 (Junior): Started all 53 games at third base ... Tallied season-bests in batting average (.260), runs (25), hits (44), doubles (11), home runs (7), RBI (33) and walks (19) ... Recorded 12 multiple-hit games ... Blasted two home runs in the same game against Pitt (May 7) ... Put up at least three RBI in three games ... Went 3-for-4 with two RBI and a double against Penn State (Feb. 17).

2016 (Sophomore): Saw action in 22 games with six starts ... Hit .143 with four hits, two of which were doubles.

2015 (Freshman): Hit her first collegiate home run against Mount St. Mary's (Feb. 20) ... Went 2-for-2 with two runs and four RBI against Mount St. Mary's (Feb. 20) ... Hit a double and went 1-for-3 with two RBI against Savannah State (Feb. 21) ... Saw action in 25 games and started six.

High School: A four-year letterwinner and two-year captain under the direction of Lisa Chapman at Kennesaw Mountain HS ... Helped the Lady Mustangs to the state finals for the fifth time in six years in 2013 ... Led KMHS to the Georgia 6A State Championship Elite Eight as KMHS finished sixth in 2013, second in 2012 and fourth in 2011 ... KMHS made it to the State Championships in 2012 and 2013 ... The 2012 GACA Player of the Year ... Named the 2012 Player of the Year and Region 4 6A Player of the Year in 2012 and 2013 by the Marietta Daily Journal ... Led the team in batting average (.414), runs scored (49), RBI (38), home runs (10), and hits (48) from the lead-off position, while helping KMHS to a team-record 33-win season in 2012 ... A two-time Georgia 6A first team all-state selection (2011, 2012) and a second-team all-state honoree in 2010 ... A three-time All-Cobb County team and All-Region (2010-12) selection, and was named KMHS's team MVP and offensive MVP (2010-12), and the KMHS's Rookie of the Year in 2010.

Personal: Born Malea Catherine Bell on Feb. 14, 1996 in Gulfport, Miss. ... Parents are the late Jeff Bell, and Rosanne Bell Walters and Terry Walters ... Sister to Morgan Bell and Carly Walters ... Majoring in business administration.

HONORS AND AWARDS

2017, 2015 ACC Honor Roll

CAREER STATISTICS

YEAR	AVG	GP-GS	AB	R	H	2B	3B	HR	RBI	BB	SO	SB-ATT	FLD %
2015	.094	25-6	32	3	3	1	0	1	6	1	9	0-0	1.000
2016	.143	22-6	28	0	4	2	0	0	1	3	4	0-0	.667
2017	.260	53-53	169	25	44	11	0	7	33	19	28	3-5	.942
TOTAL	.223	100-65	229	28	51	14	0	8	40	23	41	3-5	.939



STUDENT-ATHLETE PROFILES



10

KENDALL CHADWICK

Senior | Infield | R/R | 6-1
Atlanta, Ga. | Marist School

2017 (Junior): Played in 38 games, making 22 starts ... Tallied 15 hits, three doubles and a home run ... Hit her first career home run against Iowa (Feb. 19) ... Went 2-for-3 with a double against Penn State (Feb. 17) ... Went 2-for-4 at No. 1 Florida State (March 4).

2016 (Sophomore): Saw action in 10 games ... Made her first collegiate start on Feb. 17 at Georgia State.

2015 (Freshman): Saw action in seven games ... Had her first collegiate hit, an RBI-double, against Savannah State (Feb. 21).

High School: Four-year varsity letterwinner at the Marist School in Atlanta, serving as team captain her senior year ... Named Team Offensive Player of the Year her junior and senior years ... Set the Marist single season home run record (7) in 2012 and the career home run record (15) in 2013 ... Named to GHSA 6-A AAAA All-Region Team in 2011, 2012 & 2013 ... Selected to the GHSA AAAA All-State Team in 2012 & 2013 ... Helped the team to their 14th straight region championship in 2013 and made the state playoffs all four years of high school ... Honored as a Georgia Dugout Club All-Star and DeKalb County Athlete of the Week in 2013 ... Named to the Georgia Elite 80, also in 2013 ... Hit a go-ahead home run off the scoreboard to help Marist advance in the 2012 state playoffs ... Played basketball for three years and golf for one year ... An honor roll student who was named to the Dean's List ... Member of National Honor Society, Latin Honor Society and Junior Classical League.

Personal: Born Kendall Cathryn Chadwick on July 9, 1996 in Atlanta, Ga. ... Parents are Alan and Lisa Chadwick ... Alan, head football coach at Marist, played football for East Tennessee State from 1971-1973 and in the NFL for the Chicago Bears in 1974 ... Sister to Kelsey, who graduated from Tech in May 2014 ... Majoring in business administration.

HONORS AND AWARDS

2017, 2016, 2015 ACC Honor Roll
2016, 2015 NFCA All-American Scholar-Athlete

CAREER STATISTICS

YEAR	AVG	GP-GS	AB	R	H	2B	3B	HR	RBI	BB	SO	SB-ATT	FLD %
2015	.167	7-0	6	1	1	1	0	0	1	0	5	0-0	1.000
2016	.071	10-1	14	0	1	0	0	0	0	0	6	0-0	.964
2017	.197	38-22	76	3	15	3	0	1	3	10	22	0-0	.985
TOTAL	.117	55-23	96	4	17	4	0	1	4	10	33	0-0	.975



15

KELSEY CHISHOLM

Senior | Infield | R/R | 5-8
Jacksonville, Fla. | Bartram Trail HS

2017 (Junior): Started all but one game at short stop ... Tied for first on the team with a season-best 11 home runs ... Led the Jackets with 41 RBI on 40 hits with 27 runs scored ... Recorded 12 multiple-RBI games ... Finished the regular season – 10th in the ACC in RBI and tied for fourth in sac flies and home runs ... Went 3-for-4 with two runs, two RBI, a triple and a home run in game one against Notre Dame (March 11) ... Went 3-for-4 with a run, three RBI, a double and a home run in game one at North Florida (March 22) ... Put up four RBI in a game twice ... Went 2-for-3 with three runs, three RBI, a double, a home run and a walk against Georgia Southern (April 19).

2016 (Sophomore): Started all 55 games at shortstop ... Hit .238 with 41 hits, 17 runs, seven doubles, three home runs and 15 RBI ... Recorded 10 multiple-hit games, and ended the season on a six-game reached-base streak ... Tallied a career-high six putouts vs. Ohio State (Feb. 20), and eight assists at Pitt (April 16).

2015 (Freshman): Started all 50 games at shortstop ... Batted .218 with 13 runs on 26 hits, five doubles, one triple and four home runs for 19 RBI ... Went 6-for-13 with four runs, two doubles, one triple and her first collegiate homerun, a grand slam, across two games against #20 Nebraska ... Hit her third home run against Georgia State in the seventh to spark a four-run rally for Tech ... Hit a bases-loaded and bases-clearing double against NC State in game one ... Went 2-for-3 with an RBI at KSU (April 1) ... Had the game-winning RBI against #22 Texas A&M (April 4).

High School: A four-year softball letterwinner under the direction of Jen Harman and a four-year letterwinner in basketball under head coach Ben Windle at Bartram Trail HS in St. John's, Fla. ... A three-time first team all-county and first team all-conference (2011-13) ... Earned first team all-area honors in 2012 and 2013, along with 2013 all-state accolades ... As a freshman, helped her team to become district champions, conference champions and region champions and made an appearance in the semi-finals ... With her 2012 Florida Select travel team, the squad won the USSSA ESPNHS World Championships, going 8-0 in the tournament with five shutouts ... Played for the 2013 USSSA North Florida Pride, compiling a 33-5 record and winning three of five tournaments, placing third in the other two ... Member of the Beta Club.

Personal: Born Kelsey Marie Chisholm on Sept. 13, 1995 in Jacksonville, Fla. ... Parents are Robert and Candida Chisholm ... Sister to Kayley, Karley and Kensey ... Major is business administration.

HONORS AND AWARDS

2015 ACC Honor Roll

CAREER STATISTICS

YEAR	AVG	GP-GS	AB	R	H	2B	3B	HR	RBI	BB	SO	SB-ATT	FLD %
2015	.218	50-50	119	13	26	5	1	4	19	11	38	0-0	.911
2016	.238	55-55	172	17	41	7	1	3	15	14	38	7-8	.954
2017	.267	52-52	150	27	40	7	1	11	41	20	37	6-7	.946
TOTAL	.243	157-157	441	57	107	19	3	18	75	45	113	13-15	.940



STUDENT-ATHLETE PROFILES



99

DRAVEN SONNON

Senior | Outfield | R/R | 5-8
Sugar Hill, Ga. | North Gwinnett HS

2017 (Junior): Played in 52 games, making 49 starts in the outfield ... Hit .291 on the season with 21 runs on 39 hits to go along with four doubles, six home runs and 24 RBI ... Led the Jackets, hitting .361 in ACC play ... Hit a grand slam against Samford (April 29) ... Went 2-for-2 with a run and a career-high five RBI with a home run and a walk against Pitt (May 7) ... Tallied at least three RBI in a game five times ... Recorded 13 RBI through the last five games of the season ... Drew three walks against Michigan State (March 8).

2016 (Sophomore): Played in 54 games with 44 starts ... Tallied 15 runs on 22 hits with three doubles, a triple and two home runs ... Recorded a career-best three RBI against Mercer (March 2) and swiped a career-best two bases against St. John's (Feb. 23).

2015 (Freshman): Played in 32 games with 15 starts ... Went 2-for-3 with two runs against #20 Nebraska (Feb. 14) ... Tallied seven runs on four hits and two RBI.

High School: Sonnon was a three-year letterwinner for head coach Randy Black at North Gwinnett High School, serving one year as captain ... Named all-county, Gwinnett County Offensive Player of the Year and Preseason Gwinnett County Super Six by the Gwinnett Daily Post as a senior ... Named all-county, all-region and all-state as a junior ... Helped her team to become back-to-back 7-AAAAAA Region Champions in 2012 and 2013, and advance to the state playoffs in Columbus in 2013 ... Holds the North Gwinnett High School records of 44 hits in a season and 10 home runs in a season ... Member of the National Honor Society, Beta Club, DECA Club and the Student Government Association.


Personal: Born Draven Nicole Sonnon on Nov. 6, 1995 in Atlanta, Ga. ... Parents are Paul and Kelly Stewart, and David and Mandi Sonnon ... Sister to brother, Mason and sister, Logan ... Majoring in business administration.

HONORS AND AWARDS

2016, 2015 ACC Honor Roll
2016, 2015 NFCA All-American Scholar Athlete

CAREER STATISTICS

YEAR	AVG	GP-GS	AB	R	H	2B	3B	HR	RBI	BB	SO	SB-ATT	FLD %
2015	.105	32-15	38	7	4	0	0	0	2	6	13	0-1	.962
2016	.177	54-44	124	15	22	3	1	2	13	14	32	6-7	.950
2017	.291	52-49	134	21	39	4	1	6	24	24	23	4-8	.976
TOTAL	.220	138-108	296	43	65	7	2	8	39	44	68	10-16	.967



14

KAYLEE ELLEBRACHT

Junior | Catcher | R/R | 5-5
Los Alamitos, Calif. | Los Alamitos HS

2017 (Sophomore): Started 41 games behind the plate ... Tallied 25 hits, four doubles, 10 RBI and seven runs ... Tallied at least two hits four times ... Led the ACC in the regular season with seven pick offs and was second in runners caught stealing ... Went 3-for-5 with an RBI against NC State (April 7) ... Went 2-for-3 with two RBI against Georgia Southern (April 19) ... Scored two runs against NC State (April 8) and against Syracuse (March 17).

2016 (Freshman): Started all but three games behind the plate ... Tallied two hits vs. Ohio State (Feb. 20) ... Recorded 20 hits with seven runs, three doubles and three RBI ... Caught 14 runners stealing ... Tallied two RBI against North Carolina (May 8).

High School: Ellebracht was a four-year letterwinner and one-year captain as a catcher for head coach Rob Well at Los Alamitos High School ... Member of the Sunset League Championship team in 2011 ... Hit three home runs in the Premier Girls Fastpitch Nationals ... Member of her school's honor roll all four years.

Personal: Born Kaylee Elisabeth Ellebracht on Jan. 14, 1997 in Los Alamitos, Calif. ... Daughter of Kevin and Sonia Ellebracht ... Sister to Kira and Teddy ... Majoring in business administration.

CAREER STATISTICS

YEAR	AVG	GP-GS	AB	R	H	2B	3B	HR	RBI	BB	SO	SB-ATT	FLD %
2016	.164	52-52	128	8	21	3	0	1	5	5	21	1-3	.974
2017	.253	41-41	99	7	25	4	0	0	10	8	15	1-1	.980
TOTAL	.203	93-93	227	15	46	7	0	1	15	13	36	2-4	.977



STUDENT-ATHLETE PROFILES



20 KATIE KRZUS

Junior | Infield/Outfield | R/R | 5-9
Orland Park, Ill. | Carl Sandburg HS

2017 (Sophomore): Played in 44 games, making 40 starts ... Hit a career-best .303 with 40 hits, 26 RBI, six doubles and four home runs for 16 RBI ... Hit a grand slam against No. 24 Cal (Feb. 11) ... Played flawless defense in ACC play ... Tallied 13 multiple-hit games ... Went 4-for-4 with two runs, three RBI, a double and a home run against Georgia Southern (April 19) ... Went 3-for-4 with a run and two doubles against Notre Dame (March 11) ... In a doubleheader against Samford, went 5-for-7 with three runs, three RBI and a double.

2016 (Freshman): Earned a starting role at first base on March 5 and started every game since, batting in the three or four spots ... Tallied eight multiple hit games ... Recorded a seven-game reached base streak in which she hit .368 with seven hits, five runs, one home run, three RBI and slugged .526 ... Handled all 312 chances at first base, making just one error as a freshman ... Second on the team with seven sacrifice bunts ... Recorded three hits at Syracuse (April 2) ... Hit her first collegiate home run against Hartford (March 19).

High School: Krzus lettered three seasons under James Fabianski as a first baseman and outfielder at Carl Sandburg High School ... Led her team to a runner-up finish in the 4A IHSA State Championship ... Went 3-for-4 with a home run in the Class 4A Semifinal win ... Named to the 2014 Southtown Star All-Area team and 2014 22nd Century Media second team ... Made the Sub-Times All-Star team and the Regional News All-Area team in 2013 ... A four-year member of the school's honor roll.

Personal: Born Katherine Irene Krzus on July 23, 1997 in Oak Lawn, Ill. ... Daughter of Thomas and Anna Krzus ... Sister to Joe and Mike ... Majoring in business administration.

HONORS AND AWARDS

2017, 2016 ACC Honor Roll

CAREER STATISTICS

YEAR	AVG	GP-GS	AB	R	H	2B	3B	HR	RBI	BB	SO	SB-ATT	FLD %
2016	.258	43-42	120	15	31	6	0	1	13	11	16	3-3	.997
2017	.303	44-40	132	26	40	6	0	4	16	16	21	5-6	.986
TOTAL	.282	87-82	252	41	71	12	0	5	29	27	37	8-9	.992



5 BROOKE BARFIELD

Sophomore | Pitcher | L/L | 5-8
Pembroke, Ga. | Bryan County HS

2017 (Freshman): Made 27 appearances in the circle, including 13 starts ... Compiled a 3-10 record and pitched 108.1 innings with 68 strike outs ... Struck out a season-high eight batters against North Dakota State (March 25) ... Earned her first save against Iowa (Feb. 19), pitching 2.0 innings and limiting the Hawkeyes to a hit with three strike outs and no walks.

High School: A four-year letterwinner for head coach Al Butler, and was ranked No. 22 on FloSoftball's Hot 100 List in 2016 ... Barfield is a four-year captain for the Redskins, who finished the 2015 fall season with a record of 29-12 and third-place at the state championship ... Barfield is a four-time first-team all-region selection, and a three-time first-team Coastal Empire Best of Preps selection ... After the 2015 season, Barfield was named Region 2AA Pitcher of the Year ... Went 18-5 in the pitching circle, posting an ERA of 1.18, and struck out 193 batters in 160 1/3 innings in her senior season ... At the plate, she had a .444 batting average with a .492 on-base percentage and a .667 slugging percentage with 48 hits, 12 doubles, three triples, a pair of home runs, 25 runs scored and 34 RBI to earn Savannah Morning News Player of the Year honors as a senior in 2015 ... Four-year honor roll member ... Participated in the National Honors Society as a senior ... Top 10 in Class of 2016 at Bryan County HS.

Personal: Born Brooke Logan Barfield on Aug. 18, 1998 in Savannah, Ga. ... Parents are Jack and Robin Barfield ... Sister to Jacky, Brandon and Shelby Barfield, and Ashley Burton ... Plans to major in business with hopes of becoming an accountant.

CAREER STATISTICS

YEAR	ERA	W-L	APP-GS	CG	SHO	SV	IP	H	R	ER	BB	SO	BAVG
2017	5.30	3-10	27-13	6	0/0	1	108.1	140	91	82	74	68	.320
TOTAL	5.30	3-10	27-13	6	0/0	1	108.1	140	91	82	74	68	.320



STUDENT-ATHLETE PROFILES



29 ALLISON BRANDVOLD

Sophomore | Infield | R/R | 5-4
Heath, Texas | Rockwall-Heath HS

2017 (Freshman): Saw action against Pitt (May 7) where she drew a walk in her first ever plate appearance and eventually scored a run.

High School: Lettered all four years of high school under coach Christen Thompson (2013, 2014) and coach Kandace Kirkland (2015, 2016) at Rockwall-Heath High School in Heath, Texas ... Voted four-time first-team all-district ... Four-time academic all-district ... Two-time Offensive Player of the Year (2013, 2014), 2015 Team MVP and 2015 Team Hawk Heart Award ... Three-time bi-district champions (2013, 2014, 2016) and 2015 area champions.

Personal: Born Allison Sue Brandvold on Dec. 6, 1997 in St. Louis, Mo. ... Parents are David and Michelle Brandvold ... Has a sister, Abby ... Majoring in materials science and engineering.

CAREER STATISTICS

YEAR	AVG	GP-GS	AB	R	H	2B	3B	HR	RBI	BB	SO	SB-ATT	FLD %
2017	.000	1-0	0	1	0	0	0	0	0	1	0	0-0	.000
TOTAL	.200	1-0	0	1	0	0	0	0	0	1	0	0-0	.000



19 CROSBY HUCKABAY

Sophomore | Infield/Outfield | R/R | 5-9
Chattanooga, Tenn. | Baylor School

2017 (Freshman): Played in 32 games, making 19 starts ... Tallied seven hits, four runs, a double and five RBI with eight walks ... Went 2-for-4 with an RBI and a double at Georgia State (Feb. 15) ... Scored two runs and drew three walks at Virginia Tech (April 1).

High School: A five-year letterwinner and four-year starter as an infielder for head coach Kelli Smith at the Baylor School, and led the Lady Red Raiders to win its and her fourth state championship in five years and a 37-4 record in 2016 ... Hit .467 with 11 doubles, 46 runs, 74 RBI and a school record 19 home runs in her senior season ... Helped the team to a 25-3 record as a junior ... Named all-region and all-state as a senior ... Selected to the Chattanooga Times Free Press Best of Preps first team ... Named MVP of the Tennessee-Georgia high school all-star game ... Started in the Future Stars all-star game in the Triple Crown Fireworks-Sparkler tournament in Colorado ... Selected by her high school coaches as the best all around female athlete her senior year ... Four-year starter and five-year letterwinner for Baylor basketball ... Helped the basketball team to a DII-AA final four as a junior and as state runners up as a senior.

Personal: Born Kathryn Crosby Huckabay on Sept. 3, 1997 in Chattanooga, Tenn. ... Parents are Caldwell and Shelley Huckabay ... Sister to Caldwell and Grayson ... Played baseball from ages four to nine before switching to softball ... Plans to major in business.

CAREER STATISTICS

YEAR	AVG	GP-GS	AB	R	H	2B	3B	HR	RBI	BB	SO	SB-ATT	FLD %
2017	.113	32-19	62	4	7	1	0	0	5	8	16	0-0	.965
TOTAL	.113	32-19	62	4	7	1	0	0	5	8	16	0-0	.965



STUDENT-ATHLETE PROFILES



23 ISABELLA MANY

Sophomore | Infield | R/R | 5-9
Annandale, N.J. | North Hunterdon

2017 (Freshman): Saw action in five games ... Tallied her first-career hit in a pinch hit appearance against Samford (April 29) for two RBI.

High School: A four-year letterwinner as an infielder under head coach Anthony Rotondo at North Hunterdon HS ... As a senior, hit .484 with two home runs, two triples, 14 doubles, 34 RBI, 45 hits and 30 runs ... Posted a .469 batting average and collected a team-high 38 hits as a junior ... Batted .459 her sophomore season and helped the Lions claim the 2014 NJSIAA Group 4 State Championship ... Named first-team all-area and all-county in both the 2014 and 2015 seasons ... Tabbed second-team all-state in 2014 and was named Courier News breakout Player of the Year ... Member of the National Honor Society.

Personal: Born Isabella Wendy Many on Feb. 2, 1998 in Hackettstown, N.J. ... Parents are Charles and Wendy Many ... Sister to Tyler ... Plans to major in business administration with hopes of becoming an accountant.

CAREER STATISTICS

YEAR	AVG	GP-GS	AB	R	H	2B	3B	HR	RBI	BB	SO	SB-ATT	FLD %
2017	.250	5-0	4	0	1	0	0	0	2	0	0	0-0	1.000
TOTAL	.250	5-0	4	0	1	0	0	0	2	0	0	0-0	1.000



4 REBECCA PRAIRIE

Sophomore | Catcher | R/R | 5-8
Valdosta, Ga. | Lowndes County HS

2017 (Freshman): Played in 36 games, making 28 starts splitting time at designated hitter and behind the plate ... Tallied 19 hits, seven runs, three doubles and a pair of home runs ... Recorded her first collegiate hit against No. 24 Cal (Feb. 11) ... Tallied two hits four times ... Blasted her first career home run against Michigan State (March 8) ... Recorded four straight games with at least one walk (March 22 – March 25).

High School: A four-year letterwinner under head coach Stewart Thomas and was ranked #58 on FloSoftball's Hot 100 list in 2015 ... Led the Vikettes to back-to-back Region 1-AAAAAA Championships in 2013 and 2014 ... Named first-team all-state in 2014, and all-region first team in 2012, 2013 and 2014 by GHSA ... Tabbed second-team all-state in 2012 and 2013 ... Hit .417 with six home runs, 10 doubles and 32 RBI as a junior ... Four-year member of the honor roll and Beta Club.


Personal: Born Rebecca Christine Prairie on Nov. 12, 1997 in Valdosta, Ga. ... Parents are Michael and Lacherisa Prairie ... Major is undecided.

CAREER STATISTICS

YEAR	AVG	GP-GS	AB	R	H	2B	3B	HR	RBI	BB	SO	SB-ATT	FLD %
2017	.209	36-28	91	7	19	3	0	2	4	9	31	1-1	.936
TOTAL	.209	36-28	91	7	19	3	0	2	4	9	31	1-1	.936



STUDENT-ATHLETE PROFILES



17

DREW PUCKETT

Sophomore | Infield/Outfield | R/R | 5-11
Buford, Ga. | Buford HS


2017 (Freshman): Played in 26 games and made eight starts ... Tallied four runs on five hits with nine walks ... Recorded her first collegiate hit at Georgia State (Feb. 15) ... Tallied two walks in a game twice ... Went 1-for-2 with a run and a walk at Virginia Tech (April 1).

High School: A four-year letterwinner as a shortstop and outfielder under head coach Tony Wolfe at Buford High School, and led the Wolves (30-6) to their ninth consecutive state title in 2015 ... Recorded two hits and drove in three runs, including a two-run home run, to help Buford claim the 2015 Class AAAA state championship in Columbus, Ga. ... Named first-team all-area by the Gainesville Times after her senior season in which she went hit .306 with 33 hits, 17 runs, 23 RBI, six doubles and three home runs ... First-team all-region in 2013 and second-team all-region in 2012 and 2014 ... Named a Scholar-Athlete by the Gwinnett Diamond Club ... Four year member of the honor roll and Beta Club.

Personal: Born Drew Lynn Puckett on March 1, 1998 in Lawrenceville, Ga. ... Parents are Andy and Robin Puckett ... Sister to Hunter ... Major is undecided.

CAREER STATISTICS

YEAR	AVG	GP-GS	AB	R	H	2B	3B	HR	RBI	BB	SO	SB-ATT	FLD %
2017	.179	26-8	28	4	5	0	0	0	0	9	11	1-2	1.000
TOTAL	.179	26-8	28	4	5	0	0	0	0	9	11	1-2	1.000



1

SYDNEY STAVRO

Sophomore | Infield/Outfield | L/R | 5-3
Buford, Ga. | Buford HS

2017 (Redshirt): Not on roster.

2016 (Freshman): Played in 22 games with two starts before suffering an injury ... Hit .143, but mainly served a pinch runner with five runs and a hit ... First collegiate hit came against Mercer (March 2) ... Swiped two bases against NC Central (March 14).

High School: Stavro is a three-year letterwinner as a center fielder, third baseman and second baseman for head coach Tony Wolfe at Buford High School ... Teamed up with fellow signee Jordan Deep to lead the Wolves to their eighth consecutive state championship in 2014 ... Part of four Region/State Championships in the following divisions: 2-A (2011); 3-A (2012, 2013) and 4-A (2014) ... Selected to play in the 2014 Georgia Dugout Club All-Star Game ... Voted as the 2014 Georgia Dugout Club Class AAAA Player of the Year and the Gwinnett County Diamond Club's Offensive Player of the Year ... Named a three-time All-County Team selection (2012-2014); a three-time All-Region Team selection (2012-2014); a second team 3-A All-State Team selection (2013); and a first team 4-A All-State Team selection (2014) ... During the 2014 season, had team highs in batting average (.496), on-base percentage (.556) and stolen bases (43), and was a perfect 43-for-43 in stolen bases ... Named to the honor roll member in 2011-13 ... Played competitive travel softball with the 18U Gold Georgia Impact and the East Coast Bullets.

Personal: Born Sydney Skylar Stavro on March 24, 1997 in Atlanta, Ga. ... Daughter of Stan and Jenifer Stavro ... Father, Stan, played football at Georgia Tech ... Sister to Sterling and Steele ... Major is business administration.

CAREER STATISTICS

YEAR	AVG	GP-GS	AB	R	H	2B	3B	HR	RBI	BB	SO	SB-ATT	FLD %
2016	.143	22-2	7	5	1	0	0	0	0	1	1	4-4	1.000
TOTAL	.143	22-2	7	5	1	0	0	0	0	1	1	4-4	1.000

STUDENT-ATHLETE PROFILES



2 SAMANTHA BATES

Freshman | Infield | R/R | 5-6
Charlotte, N.C. | Olympic HS

High School: A four-year letterwinner and one-year captain at Olympic High School under head coach Jeremy Gooden ... A three-time all-conference player and conference MVP, Bates led her team to two consecutive South Meck 8 championship in 2014 and 2015 ... Named all-Observer second team by the Charlotte Observer in 2016.

Personal: Full name is Samantha Danielle Bates ... Born on Jan. 7, 1999 in Cape Coral, Fla. to Darnell and Lisa Bates ... Sister to Elizabeth and Mallory ... Bates, whose mother also attended Georgia Tech, intends to major in civil engineering.



6 NAOMI DICKERSON

Freshman | Pitcher | R/L | 5-4
Whittier, Calif. | La Serna HS

High School: A four-year letterwinner at La Serna High School ... Led her team to the San Gabriel Valley League Championship in both 2014 and 2015, the 2012 PGF Championship, and the 2014 ASA National Championship ... Elected the MVP of the La Serna team in 2016.

Personal: Full name is Naomi Lani Dickerson ... Born on March 6, 1999 to Robert Dickerson and Stephanie Mandujano ... Has four siblings ... Intends to study pre-law.




31 LILLY HOOPER

Freshman | Infield | R/R | 5-6
Cataula, Ga. | Harris Country HS

High School: a four-year letter winner at Harris County High School under coach Brook Zuerner, in addition to a one-year letter winner in basketball. In her high school career, her team won the regional championships in 2014 (Harris County) as well as finishing third at the state championships in 2014 and 2016 ... Named to first team all-state, first team all-west Georgia, second team all-region and the Georgia Dugout Club All-Star award all in her senior season.

Personal: Full name is Lilly Kathryn Hooper ... Born on December 3, 1998 to Donald and Leslie Hooper ... Sister to Abby ... Intends to major in industrial engineering.



3 BIANCA MORA

Freshman | Infield | R/R | 5-7
Cumming, Ga. | South Forsyth HS

High School: A four-year letterwinner at South Forsyth High School under head coach Ronnie Davis ... Batted 395 with 120 hits, 85 RBI and eight home runs in her career ... Earned both all-region and all-county honors in three consecutive seasons from 2013-2015, as well as first-team all-state honors in 2015 ... Her teams won a regional championship and placed fifth in the state in 2015 ... Broke multiple school records at South Forsyth, setting new records for career RBI, single season and career home runs, and career doubles.

Personal: Full name is Bianca Marie Mora ... Born on Oct. 9, 1998 to Michael and Kathleen Mora ... Sister to Grace ... Intends to major in business.



16 SAIGE PYE

Freshman | Infield | R/R | 5-6
Stockton, Calif. | Bear Creek HS

High School: A four-year letterwinner, spending one year at Saint Mary's High School before attending Bear Creek High School where she was a three-year captain under head coach Kirk Klucznik ... Earned many distinctions in her high school softball career, including ranking fifth in the nation for RBI and first in California for freshman RBI in 2014, breaking the St. Mary's High School RBI record in 2014 as a freshman, and winning league MVP in 2014 and 2015 ... A three-time San Joaquin all-area first team selection, a two-time All-SJAA honoree and was named the 2015 most outstanding offensive player.

Personal: Full name is Saige Cheyanne Pye ... Born on Jan. 7, 1999 to Kirk and Tiffany Pye ... Sister to Ashley ... Intends to major in business and minor in pre-law.



21 BREANNA ROPER

Freshman | Infield | L/R | 5-8
Woodstock, Ga. | Woodstock HS

High School: A four-year letterwinner and one-year captain at Woodstock High School under head coach Rick Gasper ... Racked up numerous individual accolades, including three-time all-county, three-time all-region, 2015 second-team all-state, a Georgia Elite 80 selection as a freshman, as well as team accomplishments, including winning the 2015 regional championship ... As a junior, Roper batted .418 with 46 hits and 31 runs ... In addition to softball, Roper also participated in varsity track and field.

Personal: Full name is Breanna Morgan Roper, goes by "Bre" ... Born on July 6, 1999 to James and Jennifer Roper in Jacksonville, Fla. ... Sister to Robbie ... Intends to major in architecture.

STUDENT-ATHLETE PROFILES




13

CAMERON STANFORD

Freshman | Outfield | R/R | 5-6
Alpharetta, Ga. | Alpharetta HS

High School: A four-year letterwinner and two-year captain at Alpharetta High School under head coach EJ Francis ... Voted 2015 school MVP and three-time all-region ... Additionally, as a sophomore, Stanford was selected as one of the Elite 80 by the Georgia High School Association ... As a freshman, she was given the most outstanding defense award at Alpharetta HS ... She earned honor roll all four years and was an AP Scholar with distinction.

Personal: Full name is Cameron Claire Stanford ... Born on Nov. 23, 1998 to Michael and Tara Stanford ... Has two siblings ... Follows the Yellow Jacket footsteps of her father Mike Stanford, who played baseball at Georgia Tech from 1982-1984. Stanford intends to major in mechanical engineering.



28

JAYDRA VON BEHREN

Freshman | Infield/Outfield | R/R | 5-4
Dunwoody, Ga. | Dunwoody HS

High School: Played club softball for Georgia Impact and team accomplishments include ranking first in the 2015 16U ASA state championships, first in the 2014 Colorado Sparkler, and fifth in the 2013 14U ASA Nationals ... Selected as part of the 2015 Flo Softballs Top 100 ... Also lettered three seasons in each varsity swimming and varsity tennis at Dunwoody ... In tennis, is a two-time region champ (2015 & 2016), and was a part of teams that made it to the state sweet sixteen (2015) and the state elite eight (2016).

Personal: Full name is Jaydra Marin von Behren ... Born on Feb. 9, 1999 to Paul and Sherri von Behren ... Sister to Marina ... Intends to major in biomedical engineering and minor in both Spanish and finance.



66

SKYE WEBB

Freshman | Outfield | L/L | 5-5
Temecula, Calif. | Temecula Valley HS

High School: Four-year letterwinner and two-year captain at Temecula Valley High School ... Earned multiple distinctions, including second-team all-league, and 2015 MVP, and she set the record for most career stolen bases ... Played one year of high school volleyball and has served as an assistant coach with the Temecula All-Stars and Rays Baseball.

Personal: Full name is Amira Skye Webb, but goes by Skye ... Born on Oct. 16, 1998 to Karim Webb and Sheri Clark in Laurel, Md. ... Has four siblings ... Intends to major in biomedical engineering.

HEAD COACH AILEEN MORALES

AILEEN MORALES

HEAD COACH

GEORGIA TECH, 2009
FIRST SEASON AT GEORGIA TECH
 @COACH_A_MO

Aileen Morales, one of the most decorated student-athletes in Georgia Tech softball history and a former highly successful assistant coach at her alma mater, returned to The Flats as the program's sixth head coach on June 7, 2017.

In her nine seasons as a student-athlete (2005-08) and assistant coach (2009-13) at Georgia Tech, she helped lead the Yellow Jackets to four Atlantic Coast Conference regular-season championships (2005, 2009-11), four ACC Tournament titles (2005, 2009-10, 2012), eight NCAA regionals (2005-12) and an NCAA Super Regional (2009). The Jackets averaged 43 wins per season during her nine years with the program.

Since leaving her alma mater following the 2013 campaign, she has added four seasons as a successful head coach to her resume, first at Young Harris College in Young Harris, Ga. (2014-15) and most recently at Radford University in Radford, Va. (2016-17).

After inheriting a program that won just 12 games in 2015, Morales engineered the biggest turnaround in NCAA Division I softball when she led Radford to a 35-26 record in her first season at the helm in '16. The Highlanders also climbed 96 spots in the Ratings Percentage Index (RPI) in her first season at the school, advanced to the Big South Tournament semifinals with their first postseason wins in four years and boasted two all-conference honorees.

Prior to her two-year stint at Radford, Morales compiled 51 wins in two seasons at the helm at Young Harris.

Morales began her full-time coaching career as an assistant coach at Georgia Tech from 2010-13. During that four-year stint, she helped lead the Yellow Jackets to two ACC regular-season championships, two ACC Tournament titles and three NCAA regional appearances while coaching 19 all-conference selections, four ACC Players of the Year and three all-Americans.

She got her start in coaching as a student assistant coach for Tech in 2009, helping the Yellow Jackets to the most successful overall season in school history, a 46-15 campaign that included ACC regular-season and tournament championships and the program's lone NCAA Super Regional appearance.

Morales arrived at Georgia Tech in January 2005 after graduating a semester early from Hardaway H.S. in Columbus, Ga. Despite beginning her collegiate career during what was scheduled to be her final high-school season, she hit .296 with five doubles, a triple, two home runs, 32 RBI and an ACC-best 44 stolen bases in 49 attempts as a freshman, en route to being named ACC co-Freshman of the Year and earning second-team all-conference recognition.

She went on to be a three-time all-ACC honoree as a middle infielder, earning first-team accolades as a junior and senior in 2007 and '08, and was also a three-time all-region selection. She earned third-team all-America honors.

She remains Georgia Tech's all-time leader in games played (265), starts (265), at-bats (850) and stolen bases (154) and ranks among the program's top 10 in runs (second – 216), hits (third – 261), doubles (t-fifth – 43) and triples (t-fifth – 10). She also holds three of the top five single-season stolen base totals in school history, including a school-record 46 as a senior in 2008.

Over the course of Morales' four-year playing career, Georgia Tech won 185 games, claimed the 2005 ACC regular-season and tournament championships and advanced to the NCAA postseason four times.

Following the end of her collegiate playing career, she was selected by the Chicago Bandits in the second round of the 2008 National Pro Fastpitch Draft. She played two seasons with the Bandits and helped lead the squad to the NPF championship as a rookie

in 2008.

She also boasts international experience as a player and coach with the Puerto Rican national team. She competed internationally for Puerto Rico from 2007-10 and served as an assistant coach for the 2012 squad that finished eighth at the International Softball Federation World Championship, PR's best finish in more than a decade.

A three-time second-team academic all-district selection as a student-athlete at Georgia Tech, Morales graduated with a bachelor's degree in business management in 2009. The Columbus, Ga. native earned a master's in sport management from Georgia Southern in 2013.

MORALES FILE

PERSONAL

Hometown Columbus, Ga.
Education Georgia Tech, 2009 (Bachelor of Science in Business Management)
 Georgia Southern, 2013 (Master's in Sport Management)

COACHING EXPERIENCE

2017-Pres. Head coach, Georgia Tech
 2016-17 Head coach, Radford
 2014-15 Head coach, Young Harris
 2012 Assistant coach, Puerto Rico National Team
 2010-13 Assistant coach, Georgia Tech
 2009 Student assistant, Georgia Tech

HEAD COACHING RECORD

YEAR	SCHOOL	RECORD	POSTSEASON
2014	Young Harris	20-33	
2015	Young Harris	31-18	
2016	Radford	35-26	Big South Semifinal
2017	Radford	27-28	
Total		113-105	
at Georgia Tech		0-0	

PLAYING TIMELINE

YEAR	TEAM	AWARDS
2005-08	Georgia Tech	ACC Freshman of the Year (2005) 3x all-ACC and all-region
2007-10	Puerto Rico National Team	
2008-09	Chicago Bandits (National Pro Fastpitch)	

ASSISTANT COACHES



ALISON OWEN

ASSISTANT COACH

MISSISSIPPI STATE, 2014
FIRST SEASON AT GEORGIA TECH
@A_OWEN4

Alison Owen joins the Georgia Tech softball coaching staff as the pitching coach in July 2017.

Prior to her arrival on The Flats, Owen served as an assistant coach for the Akron Racers, a team in the National Pro Fastpitch. During her coaching stint with the Racers, she prepared scouting reports for the pitching staff prior to series and assisted with the development of the lineup. Owen also pitched for the team for three seasons from 2014-16.

Before joining the Racers coaching staff, Owen was an assistant coach at East Mississippi Community College. She worked with a pitching staff that led the team to back-to-back postseason berths. She also worked to place the players in four-year programs.

Owen earned her Master's degree in kinesiology from Mississippi State, where she played for two seasons. Despite only playing in Starkville for two seasons, Owen finished her career as the program's all-time leader in almost every pitching record including strikeouts (473), strikeouts looking (102), lowest opponent batting average (.193), fewest walks allowed per seven innings (1.05) and most strikeouts per seven innings (8.83). She helped carry Mississippi State to back-to-back NCAA Tournament appearances.



REESE MARICONDA

ASSISTANT COACH

VIRGINIA TECH, 2009
FIRST SEASON AT GEORGIA TECH
@REESE_M3

Charissa "Reese" Mariconda joined the Georgia Tech softball staff as an assistant coach on June 22, 2017. She served as an assistant coach at Fordham for five seasons prior to her arrival on The Flats.

Mariconda has served as the assistant coach at Fordham since 2012, compiling a 195-101 record over five seasons. In her duration on the Fordham staff, Mariconda helped lead the team to five consecutive Atlantic 10 Tournament Championships. She was a member of the coaching staff that was named the 2017 NFCA Mid-Atlantic Coaching Staff of the Year.

At Fordham, Mariconda worked with the hitters, leading to an increase in the team batting average by 50 points, ranking No. 24 in the nation in batting average and No. 10 in the nation in scoring. During her time with Fordham, the Rams led the Atlantic 10 in almost every offensive category.

Prior to her stint at Fordham, Mariconda served as the volunteer assistant at Radford University from 2010-12. At Radford, she helped bring the Highlanders two regular season Big South Conference Championships in back-to-back seasons.

She received her undergraduate degree from Virginia Tech where she played third base and shortstop for the Hokies from 2005-09, competing against Morales.

As a player, Mariconda was a two-time ACC Tournament Champion and three-time all-ACC selection. She was the only player in Virginia Tech history to start every game of her career. In 2008 she competed in the Women's College World Series and was a member of the team that upset the USA women's Olympic softball team, snapping its 187-game win streak.

She also competed alongside Morales as a member of the Puerto Rican National Team, participating in the 2007 Pan American Games in Rio de Janeiro, Brazil and Canada Cup in British Columbia, Canada.



KATE KANTOR

VOLUNTEER ASSISTANT COACH

GEORGIA TECH, 2012
FIRST SEASON AT GEORGIA TECH

Kate (Kuzma) Kantor joined the Georgia Tech softball staff as a volunteer assistant coach on July 3, 2017.

Kantor spent the 2016-17 season as an assistant softball coach at Duke University, working with catchers and outfielders defensively and with hitters offensively. She worked heavily with recruiting, coordinating communication and scheduling with recruits.

Prior to joining the Duke staff, Kantor was a graduate assistant in athletic event management and a graduate assistant softball coach at The University of North Carolina Chapel Hill while earning her Master of Arts in Exercise and Sport Science. As a graduate assistant coach, Kantor served as the tournament director for several tournaments including the ACC/Big Ten Challenge.

Kantor also interned with the Atlantic Coast Conference office as a brand and marketing intern from 2013-14. She also was an intern with the Georgia Tech Christian Campus Fellowship, working with freshman relations, promotion and brand marketing.

As a player, Kantor, then Kuzma, was a standout athlete on The Flats. She was a member of three regular season ACC Championships (2009, 2010 and 2011) and three ACC Tournament Championships (2009, 2010 and 2012). A two-time all-ACC, all-ACC tournament and all-region selection, Kantor reached the NCAA Tournament all four years on The Flats and reached the school's only NCAA Super Regional in 2009. She was also a team captain for her junior and senior campaigns.

SUPPORT STAFF



SHELBY PICKETT

GRADUATE MANAGER

UNIVERSITY OF PITTSBURGH, 2016
SECOND SEASON AT GEORGIA TECH

Shelby Pickett enters her second season as a graduate assistant for the softball team. Pickett played at Pitt from 2013-16 where she served as team captain, and received several honors, including second-team All-ACC, an All-ACC Tournament Team selection, and NFCA all-region second team. With the Panthers, she was part of the first Pitt softball team to reach the ACC Championship Game and NCAA Regional Final in 2014.

Prior to her time at Pitt, she played two seasons at Ohio State where she earned Ohio State Scholar-Athlete honors and was selected to the All-Big Ten third team. In the summer of 2012, she served as an assistant coach with her former club team – The Next Level.



SAM TURNER

STRENGTH AND CONDITIONING COACH

THIRD SEASON AT GEORGIA TECH

Sam Turner is starting her third year at Georgia Tech, overseeing softball and men's and women's swimming and diving.

Prior to Georgia Tech, Turner was a graduate assistant at Stanford University overseeing the men's swimming and women's water polo program. Turner also completed internships with the National Strength and Conditioning Association and Athletes' Performance, as well as assisting with USA Hockey women's development camps.

Turner graduated from the University of North Dakota with a degree in exercise science and completed her master's degree in exercise physiology from San Jose State University.

Turner is a NSCA Certified Strength and Conditioning Specialists (CSCS).



BRITTANY FERRELL

ATHLETIC TRAINER

FIRST SEASON AT GEORGIA TECH

Brittany Ferrell rejoined the Georgia Tech sports medicine staff as an athletic trainer in Fall 2017, working with the softball team.

Prior to her return to The Flats, Ferrell spent two years as an assistant athletic trainer at Ole Miss from 2015-17, where she worked primarily with softball and served as the medical director for the 2017 NCAA Softball Tournament - Oxford Regional.

Brittany also served a stint at the University of Miami for the 2013-2015 seasons, working with the volleyball and men's tennis programs.

Ferrell first came to The Flats as a Graduate Assistant Athletic Trainer from 2011-2013. During that time she was responsible for softball and football coverage.

Ferrell graduated from Appalachian State University in 2011 with a Bachelor of Science in Athletic Training. In 2013, she earned her Master of Science in Sports Medicine from Georgia State University.

Ferrell is a board certified athletic trainer by the National Athletic Trainers' Association and has certification in CPR/AED.



ALEX KEATOR

COMMUNICATIONS AND PR

SECOND SEASON AT GEORGIA TECH

Alexandra Keator was named assistant director of communications and PR on Oct. 31, 2017, serving as the primary contact for volleyball and softball.

Arriving on The Flats in July 2016 as the communications and public relations intern, Keator served as the primary contact for men's tennis, cross country and track and field, as well as the secondary contact for men's basketball and swimming and diving for a year before transitioning to a full-time role within the department.

Keator came to Georgia Tech from Syracuse University, where she served as a student assistant in the Syracuse University Athletic Communications office. She graduated in May 2016 with a bachelor of science in public relations from the S.I. Newhouse School of Public Communications.

Born and raised in Washington, Mass., Keator is a member of the College Sports Information Directors of America (CoSIDA).

INSTITUTE PRESIDENT AND FACULTY REPRESENTATIVE



DR. G.P. "BUD" PETERSON

GEORGIA TECH PRESIDENT
KANSAS STATE, 1975

G.P. "Bud" Peterson was appointed as the 11th president of Georgia Tech on April 1, 2009. Prior to his appointment, he served as chancellor at the University of Colorado at Boulder (2006-2009), provost at Rensselaer Polytechnic Institute in Troy, New York (2000-2006), and program director at the National Science Foundation for the Thermal Transport and Thermal Processing Program (1993-1994). He has held various positions at Texas A&M University, beginning in 1981 as an assistant professor of engineering technology and Halliburton Professor of Mechanical Engineering (1990), the College of Engineering's Tenneco Professor, head of the Department of Mechanical Engineering (1993-1996), executive associate dean of engineering (1996-2000), and associate vice chancellor for engineering for the Texas A&M University System (1996-2000). Prior to his service at Texas A&M, he was a visiting research scientist at NASA-Johnson Space Center in Houston, Texas (1981-1982), associate professor and head of the General Engineering Technology Department at Kansas Technical Institute in Salina, Kan. (1979-1981), and taught mathematics, physics and chemistry at Shawnee Mission South High School in Overland Park, Kan. (1978-1979), and Wabaunsee County High School in Alma, Kan. (1977-1978).

Throughout his career, Peterson has played an active role in helping to establish the national education and research agendas, serving on numerous industry, government, and academic task forces and committees. He has served as a member of a number of congressional task forces, research councils, and advisory boards, including the Office of Naval Research (ONR), the National Aeronautics and Space Administration (NASA), the Department of Energy (DOE), the National Research Council (NRC), and the National Academy of Engineering (NAE). In addition, he has served as a member of the Board of Directors and vice president for education for the American Institute of Aeronautics and Astronautics (AIAA) and is currently serving as a member of the National Science Board (NSB), co-chair of the Government Relations Committee of the Association of Public and Land-grant Universities (APLU), as a member of the U.S. Council on Competitiveness, and was recently appointed by Secretary Gary Locke as a member of the National Advisory Council on Innovation and Entrepreneurship (NACIE).

As chancellor of the University of Colorado, Peterson led the development of a new university wide strategic plan, Flagship 2030, which defined a vision for the university for the next 20 years. In his nearly three years as chancellor, freshman applications increased by 35 percent, the number of under-represented minorities in the freshmen class increased by 38 percent, sponsored research increased by more than 18 percent, and private philanthropy for the university increased by nearly 80 percent.

As provost at Rensselaer, he played a key role in the institutional transformation and the dramatic improvement in the quality, size, and diversity of the faculty – overseeing the hiring of nearly 40 percent of the faculty, increasing the total number of tenured and tenure-track faculty by 20 percent, and improving the diversity of the tenured/tenure-track faculty by more than doubling the number of under-represented minorities and increasing the number of women by 40 percent. In addition, during his tenure as provost, the quality, size, and diversity of the student body increased, with the number of full-time PhD students increasing by 25%.

Peterson's research interests have focused on the fundamental aspects of phase change heat transfer, including the heat transfer in reduced gravity environments, boiling from enhanced surfaces, and some of the earliest work in the area of flow and phase change heat transfer in microchannels. Early investigations focused on applications involving the thermal control of manned and unmanned spacecraft and progressed through applications of phase change heat transfer to the thermal control of electronic components and devices. More recently, investigations have included fundamental applications of phase change heat transfer to the field of biotechnology, including the insitu treatment of cancerous tissue using hypo and hyperthermia to arrest epileptic seizures through the rapid cooling of localized brain tissue, which required highly efficient heat dissipation devices capable of dissipating thermal energy to surrounding tissue.

Fellow of both the American Society of Mechanical Engineers and the American Institute of Aeronautics and Astronautics, Peterson is the author or co-author of 14 books or book chapters, 180 refereed journal articles, more than 150 conference publications, and holds eight patents with two others pending. He is a member of several professional organizations and the recipient of numerous national and international honors and awards for both teaching and research.



CHARLES ISBELL

FACULTY ATHLETICS REPRESENTATIVE
GEORGIA TECH, 1990

Charles Isbell, senior associate dean and professor in the College of Computing, was named faculty athletics representative (FAR) to the Georgia Tech Athletic Association on June 6, 2017.

The FAR serves as the liaison between the Institute and the Athletic Association on issues regarding rules compliance, developments at the National Collegiate Athletic Association (NCAA), and activities related to Atlantic Coast Conference (ACC) membership.

"Charles is an engaged leader and innovator at Georgia Tech in numerous areas, and we are very fortunate that he has agreed to add the role as the Institute's new faculty athletics representative to his responsibilities," said Peterson. "On behalf of all of Georgia Tech, I would also like to thank Reggie DesRoches for serving us so well as our FAR for the past three years."

Isbell has been a faculty member at Georgia Tech since 2002, but first came to Tech as a student to earn his bachelor's degree in computer science. He also holds a Ph.D. in computer science from the Massachusetts Institute of Technology.

His first institutional service role at Tech was with the Institute Undergraduate Curriculum Committee, where he worked with student-athletes returning to finish their degrees.

"Since the very beginning of being here as a faculty member, I've been interested in the way student-athletes interact with the rest of the institution," he said. Isbell hopes to continue events that DesRoches organized to facilitate faculty and student-athlete interaction. He also hopes to serve as a bridge for faculty members to pursue more research endeavors with the Athletic Association.

"I can't tell you the number of conversations I've had with faculty members who have been interested in working with athletics, but weren't sure how to go about doing it," he said. "I'm going to put energy into making those connections."

For Isbell, understanding the experience of student-athletes is paramount to success in higher education. Athletic achievements can elevate a university's profile to prospective students, and student-athletes' relationship to the university is one that can be used as a model for the broader campus community.

"Anyone interested in higher education and how it has to grow and change has to understand how Division I athletics works at a university," he said. "As higher education changes, we have to think of ourselves more as a community and consider what lets people build connections and keep coming back. It's going to have to happen with all students, faculty, and staff, and athletics can be an example of how to do that well."

While Isbell is a fan and frequent attendee of Georgia Tech athletic events, his support for student-athletes extends beyond the stands.

"I want the student-athletes to know I am here for them, and I intend to talk with them and be a resource for them," he said. "I want them to know that and believe it, and know that I take it very seriously."

Isbell's research focuses on statistical machine learning and interactive artificial intelligence. He teaches several courses both to on-campus students and to students around the world in Tech's Online Master of Science in Computer Science program.

His three-year term as FAR began on July 1, 2017.

DIRECTOR OF ATHLETICS AND SPORT ADMINISTRATOR



TODD STANSBURY

DIRECTOR OF ATHLETICS
GEORGIA TECH, 1984

Georgia Institute of Technology introduced former Tech football player Todd Stansbury as the Institute's ninth director of athletics on Sept. 22, 2016.

Stansbury has served as Oregon State's athletic director since June 2015 following a nine-year stint as the university's executive associate athletic director from 2003-2012. During his time at Oregon State, Stansbury was part of a senior management team that raised \$150 million for a football stadium expansion, in addition to fundraising for the construction of a sports performing center. He also was part of a team that established several career development initiatives for student-athletes.

Stansbury's resume also includes roles as athletic director at the University of Central Florida (2012-2015) and East Tennessee State University (2000-2003). He was Georgia Tech's assistant athletic director for academics from 1988-1995 under Homer Rice. Now he returns to campus to guide a department that features 15 teams in 17 NCAA Division I varsity sports.

Stansbury grew up in Canada. When he was 10 years old and on vacation with his family in Florida, he befriended several Georgia Tech football players staying at the same hotel. During the drive back home to Ontario, his family stopped on campus to see a practice. That's when Stansbury knew he wanted to play football on The Flats. He earned varsity letters while at Georgia Tech from 1980-1984 as a middle linebacker and on special teams for head coach Bill Curry. He was a third-round draft pick of the Canadian Football League's Saskatchewan Roughriders in 1984.

As the ninth director of athletics in Georgia Tech history, he follows in the footsteps of storied names such as Rice, John Heisman and Bobby Dodd. He was hired following a national search that began in August 2016 when Mike Bobinski accepted the athletics director position at Purdue University. A nine-member search committee led by Georgia Tech Foundation President Al Trujillo identified candidates. The search process was assisted by Turnkey Search.

Georgia Tech has achieved a school-record Graduation Success Rate (84 percent according to the most recent NCAA figures from November 2015) in each of the past three years. The Institute also recorded outstanding scores in the Academic Progress Rate (APR), which provides a real-time NCAA metric to measure the success of institutions in moving student-athletes toward graduation. The latest APR statistics, released in April, reported that 13 of Georgia Tech's 15 teams scored 980 or better out of a possible 1,000 points.

Meet Todd Stansbury

Age: 55
Wife: Karen
Hometown: Oakville, Ontario
Education:

Georgia Tech (B.S. Industrial Management, 1984)
Georgia State (M.S. Sports Administration, 1993)

Work History:

2016-present: Georgia Tech/Director of Athletics
2015-2016: Oregon State Univ. Vice President/Director of Athletics
2012-2015: Univ. of Central Florida Vice President/Director of Athletics
2003-2012: Oregon State Univ. Executive Associate Athletic Director
2000-2003: East Tennessee State Univ. Director of Athletics
1997-2000: Univ. of Houston Associate Athletic Director (was also an adjunct professor)
1996-1997: Southern Network Services -- Manager, Internet Business Services
1995-1996: Institute for International Sport -- International Coordinator
1988-1995: Georgia Tech Assistant Athletic Director for Academics
1986-1987: Citizens & Southern National Bank -- Credit Manager



JOELEEN AKIN

SPORT ADMINISTRATOR
KANSAS STATE, 1991

Joeleen Akin, a former Georgia Tech athletics staff member with more than 20 years of experience in college athletics, returned to Georgia Tech as associate athletics director for student-athlete development and senior woman administrator in July 2016.

Akin rejoins the Georgia Tech athletics administration after 13 years at nearby Agnes Scott College. She served as Agnes Scott's athletics director and physical education chair for 12 years (2003-15) before being promoted to associate dean for athletics and student activities in February 2015.

Prior to her 13-year tenure at Agnes Scott, she spent seven years at Georgia Tech as director of women's basketball operations (1996-98), marketing/operations manager (1998-99) and director of marketing (1999-2003).

During her 12 years as athletics director at Agnes Scott, an NCAA Division III institution in Decatur, Ga., Akin oversaw a program that produced eight NCAA Tournament teams and a coaching staff that earned 12 different coach-of-the-year recognitions. Under her direction, Agnes Scott student-athletes maintained a 3.0 cumulative grade point average and participated extensively in on- and off-campus service projects.

Akin's tenure at Agnes Scott was marked by innovation and vision. She created and implemented numerous student-athlete development and engagement initiatives at ASC, including a new student-athlete orientation program, Safe Zone training for student-athletes, coaches and staff and coordination of campus-wide academic resources for student-athletes.

Administratively, she developed a unique revenue-generation model that resulted in a 200-percent increase in the school's athletics budget and partnered with a national franchise Snap Fitness to bring a state-of-the-art fitness facility to campus at no cost to the college. She also coordinated with the school's communications department to create the now-trademarked tagline "Smart Women Sweat" to promote the Scotties' athletics programs.

In addition to her duties as athletics director and physical education chair, Akin was Agnes Scott's women's basketball coach from 2003-07 and was named the Great South Athletic Conference Coach of the Year in 2006. She also served as commissioner of the Great South Athletic Conference from 2011-16 and was a member of the NCAA Division III women's basketball committee and NCAA volleyball regional advisory committee from 2014-16.

"I am thrilled to return to Georgia Tech," Akin said. "I want to thank Mike Bobinski and the coaches and staff members that were part of the search process. I am excited about working closely with the student-athletes and coaches. While opportunities and life changes took me elsewhere 13 years ago, my passion for Georgia Tech never wavered. It feels good to be home."

Prior to her arrival at Georgia Tech in 1996, Akin also served as a sports marketing assistant at Auburn and NC State and as a member of the women's basketball staffs at UNC Wilmington and Kansas State.

A Kansas native, Akin earned bachelor's (1991) and master's (1993) degrees from Kansas State.

She and her husband, Charles, have two children: Bobbie and Ryan.

HISTORY

HONORS AND AWARDS	24-27
ALL-TIME LETTERWINNERS	28
COACHING HISTORY	29
YEAR-BY-YEAR RESULTS	30-40
ACC/NCAA TOURNAMENT RESULTS	41
SERIES HISTORY	42-52

HONORS & AWARDS

NFCA ALL-AMERICANS



TARA KNUDSEN

2002 - Third Team



CAITLIN LEVER

2007 - First Team



AILEEN MORALES

2007 - Third Team



HOPE RUSH

2010 - Third Team



JESSICA SALLINGER

2004, 2005 - Third Team



KELSI WESEMAN

2011 - Second Team



LAURA WILLIAMS

1997 - First Team



JEN YEE

2010 - First Team

NATIONAL HONORS

NFCA ALL-AMERICAN

YEAR	PLAYER, POS.	TEAM
1997	Laura Williams, SS	1st
2002	Tara Knudsen, SS	3rd
2004, 2005	Jessica Sallinger, P	3rd
2007	Caitlin Lever, OF	1st
2007	Aileen Morales, SS	3rd
2010	Hope Rush, P/DP	3rd
2010	Jen Yee, 2B	1st
2011	Kelsi Weseman, SS	2nd

NFCA ALL-SOUTHEAST REGION

YEAR	PLAYER, POS.	TEAM
1994	Stephanie Webb, SS	2nd
1995	Stephanie Webb, SS	2nd
1995	Stephanie Weitman, OF	2nd
1996	Stephanie Webb, SS	1st
1997	Lauren Webb, 3B	2nd
1997	Laura Williams, SS	1st
1997	Heather Sumrow, OF	2nd
1999	Heather Sumrow, OF	2nd
1999	Anne Knobbe, C	2nd
2002	Tara Knudsen, SS	1st
2002	Jessica Sallinger, P	1st
2004	Jessica Sallinger, P	1st
2005	Jessica Sallinger, P	1st
2005	Aileen Morales, SS/2B	1st
2006	Amy Hosier, OF	1st
2006	Savannah Brown, C	2nd
2006	Whitney Haller, 1B	1st
2007	Whitney Haller, 1B	1st
2007	Savannah Brown, C	1st
2007	Aileen Morales, SS/2B	1st
2007	Brittany Barnes, 3B	2nd
2007	Caitlin Lever, OF	1st
2008	Aileen Morales, SS/2B	2nd
2009	Whitney Haller, 1B	1st
2009	Tiffany Johnson, P/3B	1st
2009	Jen Yee, 2B	1st
2010	Jen Yee, 2B	1st
2010	Kristen Priebe, 1B	2nd
2010	Hope Rush, P/DP	2nd
2010	Kelsi Weseman, SS	2nd
2011	Kelsi Weseman, SS	1st
2012	Hope Rush, P/DP	2nd
2012	Kelsi Weseman, SS	2nd
2013	Ashley Thomas, SS	2nd

NCAA ALL-TOURNAMENT TEAM

PLAYER, POS.	DATE
Katie Donovan, IF	2002
Jamie Frost, IF	2002
Soraya Reddick, OF	2004
Jessica Sallinger, P	2002, 2003, 2004
Lindsay Wood, C	2002

HONORS & AWARDS

ACC HONORS

ACC PITCHER/PLAYER OF THE YEAR

YEAR	PLAYER
1997	Laura Williams
2005	Jessica Sallinger (Pitcher)
2010	Jen Yee
2011, 2012	Kelsi Weseman
2013	Ashley Thomas

ACC ROOKIE OF THE YEAR

YEAR	PLAYER, POS.
1994	Laura Williams, 3B
1992	Stephanie Weitman, OF
1997	Anne Knobbe, C
2002	Jessica Sallinger, P
2005	Aileen Morales, 2B
2006	Whitney Haller, 1B/P
2009	Kelsi Weseman, SS
2010	Hope Rush, P/DP

ACC COACH OF THE YEAR

YEAR	PLAYER
1995	Regina Tomaselli
2002	Kate Madden
2005	Ehren Earleywine
2009	Sharon Perkins
2010	Sharon Perkins
2011	Sharon Perkins

ALL-ACC

YEAR	PLAYER, POS.	TEAM
1992	Juanita Albarado, 2B	-
1992	Debbie Wilson, 3B	-
1993	Juanita Albarado, 2B	-
1994	Stephanie Weitman, OF	-
1994	Laura Williams, SS	-
1995	Stephanie Weitman, OF	-
1995	Laura Williams, SS	-
1996	Terri Bolden, OF	-
1996	Laura Williams, SS	-
1997	Lauren Webb, 3B	-
1997	Laura Williams, SS	-
1998	Lauren Webb, 3B	-
1999	Anne Knobbe, C	-
2000	Anne Knobbe, C	-
2002	Tara Knudsen, SS	-
2002	Lindsay Wood, C	-
2003	Tara Knudsen, SS	-
2003	Jessica Sallinger, P	1st
2004	Liz Bartle, DP	-
2004	Tara Knudsen, SS	-
2004	Jessica Sallinger, P	1st
2005	Amy Hosier, OF	1st
2005	Caitlin Lever, OF	1st
2005	Aileen Morales, 2B/SS	2nd
2005	Jessica Sallinger, P	1st
2005	Christine Sheridan, SS	1st
2006	Whitney Haller, 1B	1st
2006	Amy Hosier, OF	1st
2006	Caitlin Lever, OF	2nd
2007	Savannah Brown, C	1st
2007	Whitney Haller, 1B	1st
2007	Caitlin Lever, OF	1st

2007	Aileen Morales, 2B/SS	1st
2008	Aileen Morales, 2B/SS	1st
2008	Whitney Haller, 1B	2nd
2009	Kristen Adkins, P/3B	2nd
2009	Whitney Haller, 1B	1st
2009	Tiffany Johnson, P/3B	2nd
2009	Blair Shimandle, OF	2nd
2009	Kelsi Weseman, SS	1st
2009	Jen Yee, 2B	1st
2010	Christy Jones, CF	2nd
2010	Kate Kuzma, C/LF	2nd
2010	Kristine Priebe, 1B	1st
2010	Hope Rush, P/DP	1st
2010	Kelsi Weseman, SS	1st
2010	Jen Yee, 2B	1st
2011	Kristen Adkins, P/3B	1st
2011	Christy Jones, CF	2nd
2011	Caitlin Jordan, DP	1st
2011	Kristine Priebe, 1B	2nd
2011	Alysha Rudnik, 3B	1st
2011	Jessica Sinclair, RF	2nd
2011	Kelsi Weseman, SS	1st
2012	Kate Kuzma, C/LF	2nd
2012	Hope Rush, P/DP	1st
2012	Kelsi Weseman, SS	1st
2013	Alysha Rudnik, 3B	1st
2013	Hope Rush, P/DP	2nd
2013	Ashley Thomas, SS	1st
2014	Maddie Lionberger, 2B	1st
2014	Ashley Thomas, SS	2nd
2015	Maddie Lionberger, 2B	2nd
2016	Courtney Ziese, DP	2nd

ACC TOURNAMENT MVP

YEAR	PLAYER, POS.
2002	Jessica Sallinger, P
2005	Jessica Sallinger, P
2009	Kristen Adkins, P/3B
2010	Hope Rush, P/DP
2012	Hope Rush, P/DP

ACC ALL-TOURNAMENT

YEAR	PLAYER, POS.
1992	Juanita Albarado, 2B
1992	Ropekia, Gunn, SS
1993	Juanita Albarado, 2B
1994	Terri Bolden, OF
1994	Stephanie Weitman, OF
1995	Lori Steiner, 1B
1995	Lauren Webb, 3B
1995	Stephanie Weitman, OF
1996	Paige Bolton, OF
1996	Laura Williams, SS
1997	Lori Steiner, 1B
1997	Beth Warren, P
1997	Laura Williams, SS
1998	Lauren Webb, 3B
1999	Anne Knobbe, C
2000	Heather Sumrow, OF
2002	Katie Donovan, 1B
2002	Soraya Reddick, OF
2002	Jessica Sallinger, P
2002	Lindsay Wood, C
2003	Katie Donovan, 1B

2004	Tara Knudsen, SS
2004	Jessica Sallinger, P
2004	Sara Wissmann, OF
2005	Amy Hosier, OF
2005	Kirin Kumar, 1B
2005	Jessica Sallinger, P
2005	Christine Sheridan, SS
2006	Amy Hosier, OF
2006	Caitlin Lever, OF
2006	Christine Sheridan, SS
2007	Whitney Haller, 1B
2007	Caitlin Lever, OF
2007	Jen Yee, 2B
2009	Kristen Adkins, P/3B
2009	Whitney Haller, 1B
2009	Blair Shimandle, OF
2009	Kelsi Weseman, SS
2009	Jen Yee, 2B
2010	Kate Kuzma, C/LF
2010	Kristine Priebe, 1B
2010	Hope Rush, P/DP
2010	Kelsi Weseman, SS
2012	Kate Kuzma, C/LF
2012	Hope Rush, P/DP
2012	Chelsie Thomas, 2B
2012	Kelsi Weseman, SS

ALL-ACC METRO

YEAR	PLAYER, POS.
1995	Lori Steiner, 1B
1995	Laura Williams, 3B

HONORS & AWARDS

ACADEMIC HONORS

COSIDA ACADEMIC ALL-AMERICA

(as selected by CoSIDA; formerly
ESPN The Magazine Academic All-America)

PLAYER	YEAR	TEAM
Whitney Haller	2007	2nd
	2008	3rd
	2009	1st
Erin Voeltz*	2004	3rd

*used to be sponsored by Verizon

COSIDA ACADEMIC ALL-DISTRICT

(as selected by CoSIDA; formerly
ESPN The Magazine Academic All-District)

PLAYER	YEAR	TEAM
Shannon Bear	2011, 2012	1st
Whitney Haller	2007, 2008, 2009	1st
Christy Jones	2011	1st
Aileen Morales	2006, 2007, 2008	2nd
Blair Shimandle	2008, 2009	2nd
Lori Steiner	1995, 1996	
Erin Voeltz	2003	1st
Laura Williams	1995, 1996, 1997	
Sara Wissmann	2003	2nd

NFCA ALL-AMERICAN SCHOLAR-ATHLETE

PLAYER	YEAR
Emily Anderson	2016
Lindsey Anderson	2012
Shannon Bear	2009, 2010, 2011, 2012
Lauren Boyett	1997
Kendall Chadwick	2015, 2016
Felicia Coursey	2003
Colleen Darragh	2014
Kelly Delashmit	2013
Hayley Downs	2014
Karly Fullem	2012, 2013, 2015
Whitney Haller	2007, 2009
Caroline Hilton	2009
Christy Jones	2010, 2011
Kate Kuzma	2010, 2011
Maddie Lionberger	2013, 2016
Samantha Pierannunzi	2015, 2016
Alysha Rudnik	2011, 2012, 2014
Blair Shimandle	2007, 2009
Draven Sonnon	2015, 2016
Lori Steiner	1996, 1997
Morgan Taylor	2015, 2016
Erin Voeltz	2002, 2003, 2004
Jessica Weaver	2011
Laura Williams	1996
Sara Wissmann	2003

ACC SCHOLAR-ATHLETE OF YEAR

Whitney Haller	2009
Jen Yee	2010
Christy Jones	2011

ACADEMIC ALL-ACC

Beginning in 2005, the ACC started recognizing student-athletes that excelled both on the court and in the classroom (achieving a 3.0 grade point average or higher for the academic year as well as during her entire athletic career.)

2016	Emily Anderson, Maddie Lionberger, Samantha Pierannunzi
2015	Karly Fullem, Morgan Taylor
2014	Alysha Rudnik, Hayley Downs
2013	Alysha Rudnik, Chelsie Thomas, Hayley Downs, Karly Fullem, Katie Johnsky
2012	Alysha Rudnik, Hayley Downs, Karly Fullem, Kate Kuzma, Shannon Bear, Kelsi Weseman
2011	Lindsey Anderson, Shannon Bear, Christy Jones, Kate Kuzman, Kristine Priebe, Alysha Rudnik, Jessica Sinclair, Jessica Weaver
2010	Christy Jones, Kate Kuzma, Jessica Sinclair, Kelsi Weseman, Jen Yee
2009	Shannon Bear, Christy Jones, Whitney Haller, Blair Shimandle, Kelsi Weseman, Jen Yee
2008	Savannah Brown, Aileen Morales, Whitney Haller, Blair Shimandle, Christy Jones, Jessica Weaver
2007	Whitney Haller, Kristina Hull, Aileen Morales, Blair Shimandle, Sarah Wood, Jen Yee
2006	Whitney Haller, Kristina Hull, Aileen Morales, Blair Shimandle, Sarah Wood

ACC HONOR ROLL

The ACC annually recognizes the student-athletes who achieve a grade point average of 3.0 or higher for the academic year.

1988	Lisa Neal Cynthia Self
1989	Melanie Ging Lisa Nea Cynthia Self
1990	Cynthia Self
1991	Juanita Albarado
1992	Juanita Albarado Deborah Wilson
1993	Juanita Albarado Lynne Borowsky Dina El Sheshai
1994	Terri Bolden Lynne Borowsky Lori Steiner
1995	Laura Williams Paige Bolton Erin Ryan Lori Steiner Laura Williams
1996	Terri Bolden Paige Bolton Erin Ryan Lori Steiner Laura Williams Lauren Boyett Anne Knobbe Erin Ryan Lori Steiner Heather Sumrow Lauren Webb Laura Williams
1997	Lauren Boyett Anne Knobbe Erin Ryan Lori Steiner Heather Sumrow Lauren Webb Laura Williams
1998	Lauren Boyett Miki Deal Erin Ryan Carye Schiller Erin Wall Beth Warren Lauren Webb
1999	Lauren Boyett Miki Deal Melanie Howell Kori Jacobsen Lauren Schwartz Jamie Smith Beth Warren Anne Knobbe Susanne Miller Lacey Schanz Lauren Schwartz Jamie Smith Beth Warren
2000	Jamie Frost Erin Glantz Tiffany Goodman Erin Hawley Kori Jacobsen Susanne Miller Lacey Schanz Ellen Styer Mimi Utt Erin Voeltz Sara Wissmann Lindsay Wood
2001	Katie Donovan Karin Kumar Mimi Utt Erin Voeltz Tasha Waugh Sara Wissmann
2002	Elizabeth Carls Felicia Coursey Katie Donovan Erin Voeltz Sara Wissmann Peri Zakin
2003	Kristina Hull Erin Voeltz Tasha Waugh
2004	

HONORS & AWARDS

Sara Wissmann
 Sarah Wood
 2005 Sarah Wood
 2006 Whitney Haller
 Kristina Hull
 Becky McCraw
 Blair Shimandle
 Sarah Wood
 2007 Whitney Haller
 Kristina Hull
 Aileen Morales
 Blair Shimandle
 Sarah Wood
 Jen Yee
 2008 Savannah Brown
 Kelly Eppinger
 Whitney Haller
 Caroline Hilton
 Christy Jones
 Aileen Morales
 Blair Shimandle
 Jessica Weaver
 2009 Shannon Bear
 Jessica Coan
 Kelly Eppinger
 Whitney Haller
 Caroline Hilton
 Christy Jones
 Kate Kuzma
 Blair Shimandle
 Jessica Sinclair
 Jessica Weaver
 Kelsi Weseman
 Jen Yee
 2010 Shannon Bear
 Jessica Coan
 Kelly Delashmit
 Kelly Eppinger
 Caroline Hilton
 Christy Jones
 Kate Kuzma
 Jessica Sinclair
 Jessica Weaver
 Jen Yee
 2011 Kristen Adkins
 Lindsey Anderson
 Shannon Bear
 Kelly Delashmit
 Danielle Dike
 Caroline Hilton
 Christy Jones
 Kate Kuzma
 Kristine Priebe
 Alysha Rudnik
 Jessica Sinclair
 Jessica Weaver
 2012 Lindsey Anderson
 Shannon Bear
 Kelly Delashmit
 Hayley Downs
 Karly Fullem
 Caroline Hilton
 Kate Kuzma
 Alysha Rudnik

Jessica Sinclair
 2013 Kelly Delashmit
 Hayley Downs
 Karly Fullem
 Katie Johnsky
 Kaitlin Kates
 Maddie Lionberger
 Alysha Rudnik
 Morgan Taylor
 Chelsie Thomas
 2014 Kanani Cabrales
 Ashley Clifton
 Caitlyn Coffey
 Colleen Darragh
 Hayley Downs
 Karly Fullem
 Alexis Jones
 Kaitlin Kates
 Jessica Kowalewicz
 Alysha Rudnik
 Morgan Taylor
 Chelsie Thomas
 2015 Emily Anderson
 Malea Bell
 Kendall Chadwick
 Kelsey Chisholm
 Colleen Darragh
 Karly Fullem
 Katie Johnsky
 Kylie Kleinschmidt
 Maddie Lionberger
 Samantha Pierannunzi
 Draven Sonnon
 Morgan Taylor
 Chelsie Thomas
 2016 Emily Anderson
 Kendall Chadwick
 Colleen Darragh
 Jessica Kowalewicz
 Katie Krzus
 Maddie Lionberger
 Samantha Pierannunzi
 Draven Sonnon
 Sydney Stavro
 Morgan Taylor
 Courtney Ziese
 2017 Emily Anderson
 Brooke Barfield
 Malea Bell
 Rachael Bonitatibus
 Alison Brandvold
 Kendall Chadwick
 Kelsey Chisholm
 Colleen Darragh
 Grason Gasser
 Jessie Kowalewicz
 Katie Krzus
 Isabella Many
 Rebecca Prairie
 Drew Puckett
 Draven Sonnon

GT SPORTS HALL OF FAME



Laura Williams
 Played 1994-1997
 Inducted 2007



Jessica Sallinger
 Played 2002-2005
 Inducted 2015

JACKETS IN THE NPF

YEAR	PLAYER	TEAM	PICK (ROUND)
2014	Ashley Thomas	Akron Racers	16th (4)
2012	Kelsi Weseman	Carolina Diamonds	13th (4)
2008	Brittany Barnes	Akron Racers	23rd (4)
2008	Savannah Brown	Rockford Thunder	5th (1)
2008	Aileen Morales	Chicago Bandits	10th (2)
2007	Caitlin Lever	Chicago Bandits	Undrafted
2005	Jessica Sallinger	NY/NJ Juggernauts	9th (2)
2004	Tara Knudsen	New England Riptide*	1st

*Supplemental draft

JACKETS IN THE OLYMPICS

PLAYER	COUNTRY	GAMES
Jen Yee	Canadian National Team	2008 Beijing
Caitlin Lever	Canadian National Team	2008 Beijing

ALL-TIME LETTERWINNERS

A

Adkins, Kristen	2009-11
Albarado, Juanita	1990-93
Anderson, Emily	2015-Present
Anzek, Stephanie	1993
Anderson, Lindsay	2011-12
Arnold, Karissa	2017

B

Baldwin, Selena	1991
Ballard, Lisa	1989
Barfield, Brooke	2017-Present
Barnes, Brittany	2007-08
Bartle, Liza	2003-05
Beach, Amelia	2008-10
Bear, Shannon	2009-12
Bell, Malea	2015-Present
Berger, Stephanie	2007
Biggers, Jennifer	1998-2001
Biggerstaff, Christina	2015
Bickford, Abby	1998-2000
Bishop, Amy	1990-91, 1993
Bolden, Terri	1994-97
Bolton, Paige	1993-96
Bonitatus, Rachael	2017
Borosky, Lynne	1992-94
Boyett, Lauren	1997-99
Brown, Laura	1993-96
Brown, Mandy	1987
Brown, Savannah	2005-08
Butler, Stephanie	2005-08

C

Cabral, Kanani	2014
Cain, Lynne	1989
Camp, Christie	1991-93
Caviness, Roberta	1990
Chadwick, Kendall	2017-Present
Chisholm, Kelsey	2015-Present
Choate, Wendy	1991-92
Clifton, Ashley	2013-14
Cluff, Meador	1988
Coan, Jessica	2009-2010
Coffey, Caitlyn	2012-15
Coursey, Felicia	2002-03
Creger-Zier, Riki	2005
Crow, Amanda	2008

D

Darragh, Colleen	2014-17
Deal, Miki	1998-99
Deep, Jordan	2016
Delashmit, Kelly	2010-13
Dike, Danielle	2009-12
Donovan, Katie	2002-05
Downs, Hayley	2011-14

E

El Sheshai, Dina	1990-93
Ellebracht, Kaylee	2016-Present
Eppinger, Kelly	2007-10
Ezell, Wendy	1988-91

F

Frost, Jamie	1999-02
Fullem, Karly	2012-15

G

Ging, Melanie	1987-89
Goodman, Tiffany	2000-03

Goodrich, Jenna	2016-17
Glantz, Erin	2001-02
Glazebrook, Rachel	2010
Grey, Jeanette	1996-98
Gulakowski, Kim	1991-93
Gunn, Ropekia	1990-92

H

Haller, Whitney	2006-09
Harper, Andrea	1992-95
Hawley, Erin	1998-2001
Hilton, Caroline	2008-12
Holder, Sherri	1987-88
Hosier, Amy	2003-06
Howard, Kelli	1996
Howell, Melanie	1999
Huckabay, Crosby	2017-Present
Huffman, Kelly	1995
Hull, Kristina	2004-07
Humphreys, Whitney	2005-08
Hulse, Jan	1990-93
Huskins, Shannon	1991

I

Irwin, Donna	1987-88
Ivey, Kacey	2005-06

J

Jacobson, Kori	1999-2001
Jenkins, Melissa	1991, 1994
Johnsky, Katie	2012-15
Johnson, Nikki	1994
Johnson, Shanna	1996
Johnson, Tiffany	2007-09
Jones, Alexis	2014
Jones, Christy	2008-11
Jones, Heather	1996-97
Jones, Julie	1988
Jordan, Caitlin	2010-11

K

Kates, Kaitlin	2011-14
Kleinschmidt, Kylie	2012-15
Kowalewicz, Jessica	2014-17
Knobbe, Anne	1997-00
Knudsen, Tara	2001-04
Krastins, Laila	1992-94
Krzus, Katie	2016-Present
Kumar, Kirin	2002-05
Kuzma, Kate	2009-12

L

La Benne, Karen	1991
Lionberger, Maddie	2013-2016
Lever, Caitlin	2005-07
Lord, Paige	1987-90

M

McCraw, Becky	2005-08
McRaw, Claudette	1988
Melgaard, Mandy	1996-97
Miller, Susanne	1998-2001
Morales, Aileen	2005-08
Morris, Stephanie	2008-09

N

Neal, Lisa	1987-90
Neff, Tara	2002-03

P

Paez, Daisy	2005-07
Pierannunzi, Samantha	2014-17
Pogson, Deidre	1993
Prairie, Rebecca	2017-Present
Priebe, Kristine	2010-11
Puckett, Drew	2017-Present

R

Reed, Laurie	2007-08
Reeder, Misty	1989-91
Reddick, Soraya	2001-04
Register, Abby	1994
Richardson, Lacey	2006-07
Riddlehoover, Kathryn	1988-89
Robertson, Amy	1995
Rolin, Mechelle	1992-95
Rudnik, Alysha	2011-14
Rush, Hope	2010-13
Ryan, Erin	1995-98

S

Sallinger, Jessica	2002-05
Sams, Tracy	1987-88
Schiller, Carey	1996-98
Schanz, Lacey	1998-2001
Schlechte, Lauren	2003-05
Schreck, Emily	2008-10
Schwartz, Lauren	1997-2000
Self, Cindy	1988-90
Shelton, Shannon	1989-92
Sheridan, Christine	2005-06
Shimandle, Blair	2006-09
Sinclair, Jessica	2009-12
Smith, Jamie	1996-97, '99-2000
Sonnon, Draven	2015-Present
Stavro, Sydney	2016
Steiner, Lori	1994-97
Stitcher, Melissa	1987
Stringer, Lori	1987-90
Styer, Ellen	1998-2001
Sumrow, Heather	1997-2000
Swats, Robin	1987

T

Tannenbaum, Laurie	1987
Taylor, Morgan	2013-2016
Thomas, Chelsie	2012-15
Thomas, Ashley	2011-14

U

Utt, Mimi	1999, 2001-02
-----------	---------------

V

Voeltz, Erin	2001-04
--------------	---------

W

Wall, Erin	1995-98
Warren, Beth	1997, 99-2000
Waugh, Tasha	2001-04
Weaver, Jessica	2008-11
Webb, Lauren	1995-98
Webb, Stephanie	1993-96
Weitman, Stephanie	1992-95
Wells, Kim	1988
Weseman, Kelsi	2009-12
White, Heather	1991
Whitworth, Suzanne	1987-89
Williams, Laura	1994-97
Wilson, Debbie	1992

Wissmann, Sara	2001-04
Wood, Lindsay	2000-03
Wood, Sarah	2004-07

Y

Yee, Jennifer	2007, 2009-10
---------------	---------------

Z

Zakin, Peri	2003
Ziese, Courtney	2013-2016

COACHING HISTORY

NO FULL-TIME COACH (1987-1990)

YEAR	OVERALL	PCT.
1987	6-27	.181
1988	12-30	.286
1989	19-16-1	.528
1990	15-34	.306
	52-107-1	.325



REGINA THOMASELLI (1991-98)

YEAR	OVERALL	PCT.	ACC	PCT.
1991	38-12-1	.745	--	--
1992	30-22	.577	1-3	.250
1993	28-25	.528	1-5	.167
1994	35-23	.603	2-5	.286
1995	30-25	.545	3-3	.500
1996	32-20	.615	4-3	.571
1997	22-34	.393	2-6	.250
1998	24-32	.426	2-6	.250
	239-193-1	.553	15-46	.246



KATE MADDEN (1999-2003)

YEAR	OVERALL	PCT.	ACC	PCT.
1999	22-38	.367	0-8	.000
2000	25-33	.431	3-7	.300
2001	24-29	.453	2-6	.250
2002^!	52-18	.743	6-2	.750
2003!	38-25	.603	3-4	.429
	161-143	.530	14-27	.341



EHREN EARLEYWINE (2004-06)

YEAR	OVERALL	PCT.	ACC	PCT.
2004!	47-19	.712	5-5	.500
2005*^!	51-14	.785	11-4	.733
2006!	48-22	.686	12-9	.571
	146-55	.726	28-18	.609



SHARON PERKINS (2007-13)

YEAR	OVERALL	PCT.	ACC	PCT.
2007!	54-16	.771	14-6	.700
2008!	32-31	.508	9-11	.450
2009*^!#	46-15	.754	17-3	.850
2010*^!	51-11	.823	19-2	.905
2011*!	45-12	.789	18-2	.900
2012^!	37-23	.617	12-8	.600
2013	25-30	.454	10-10	.500
	290-138	.678	99-42	.702



SHELLY HOERNER (2014-17)

YEAR	OVERALL	PCT.	ACC	PCT.
2014	23-24	.489	11-17	.393
2015	16-34	.320	6-18	.250
2016	22-33	.400	7-16	.304
2017	19-34	.359	8-16	.333
	80-125	.390	32-67	.323

- * ACC Regular Season Champions
 ^ ACC Tournament Champions
 ! NCAA Tournament Participants
 # NCAA Super Regional Appearance

YEAR-BY-YEAR RESULTS

YEAR	OVERALL	ACC	HOME	AWAY	NEUTRAL	NOTES/POSTSEASON
1987	6-27	--	4-10	2-13	0-4	--
1988	12-30	--	6-11	4-14	2-5	--
1989	19-16-1	--	12-8-1	4-4	3-4	--
1990	15-34	--	13-13	0-14	2-7	--
1991	38-12-1	--	21-4-1	8-4	9-4	--
1992	30-22	1-3	16-6	8-6	6-10	4th at ACC Tournament
1993	28-25	1-5	14-7	5-7	9-11	3rd at ACC Tournament
1994	35-23	2-5	10-4	9-5	16-14	4th at ACC Tournament
1995	30-25	3-3	11-7	9-5	10-13	ACC Tournament runner-up
1996	32-20	4-3	12-5	10-8	10-7	5th at ACC Tournament
1997	22-34	2-6	10-11	5-11	7-12	3rd at ACC Tournament
1998	24-32	2-6	12-11	4-14	8-7	5th at ACC Tournament
1999	22-38	0-8	6-17	6-11	10-10	4th at ACC Tournament
2000	25-33	2-6	10-12	7-7	8-14	5th at ACC Tournament
2001	24-29	2-6	11-8	7-9	6-12	5th at ACC Tournament
2002	52-18	6-2	20-2	13-6	19-10	ACC Tournament Title; 1st NCAA trip in school history
2003	38-25	3-4	11-4	14-11	13-10	3rd at ACC Tournament; NCAA Regional
2004	47-19	5-5	15-3	12-10	20-6	ACC Tournament runner-up; NCAA Regional
2005	51-14	11-4	16-2	14-7	21-5	ACC Regular Season and Tournament Titles; NCAA Regional
2006	48-22	12-9	18-7	10-10	20-5	3rd at ACC Tournament; NCAA Regional
2007	54-16	14-6	17-5	17-5	20-6	School record wins; ACC runner-up; NCAA Regional
2008	32-31	9-11	15-5	8-16	9-10	NCAA Regional
2009	46-15	17-3	21-6	13-5	12-4	NCAA Super Regional; ACC Regular Season and Tournament Titles
2010	51-11	19-2	20-3	11-6	20-2	NCAA Regional; ACC Regular Season and Tournament Titles
2011	45-12	18-2	17-3	14-5	14-4	NCAA Regional; ACC Regular Season Title
2012	37-23	12-8	20-5	5-9	12-9	NCAA Regional; ACC Tournament Title
2013	25-30	10-10	13-10	10-11	2-9	Tied 5th at ACC Tournament
2014	23-24	11-17	19-14	4-9	0-1	8th at ACC Tournament
2015	16-34	6-18	7-12	7-15	2-7	9th in ACC Regular Season
2016	22-33	7-16	10-16	6-14	6-3	10th in ACC Regular Season
2017	19-34	8-16	15-16	4-13	0-5	9th in ACC Regular Season
Totals	968-761-2	188-185	422-247-2	250-284	296-230	

4 ACC Regular Season Titles; 5 ACC Tournament Titles; 11 NCAA Appearances; 1 Super Regional

ACC REGULAR SEASON TITLES: 4

ACC TOURNAMENT TITLES: 5

NCAA APPEARANCES: 11

NCAA SUPER REGIONALS: 1

ACC TOURNAMENT CHAMPIONS: 2002, 2005, 2009, 2010, 2012

ACC REGULAR SEASON CHAMPIONS: 2005, 2009, 2010, 2011

YEAR-BY-YEAR RESULTS

1987 6-27

DATE	OPPONENT	W/L	SCORE
3/3	Samford	L	4-7
3/3	Samford	L	1-2
3/7	Georgia Southern	L	2-7
3/7	Georgia Southern	W	6-4
3/10	Columbus College	L	1-8
3/10	Columbus College	L	3-6
3/12	West Georgia	L	3-5
3/12	West Georgia	L	3-16
3/27	at USC-Spartanburg	W	6-3
3/27	at USC-Spartanburg	L	8-10
4/5	Tennessee Tech	L	1-9
4/5	Tennessee Tech	W	6-1
4/7	at Mercer	W	7-3
4/7	at Mercer	L	1-2
4/10	at West Florida	L	0-5
4/10	Mercer (1)	L	6-7
4/10	Samford (1)	L	7-8
4/10	Mississippi (1)	L	1-3
4/11	Delta State (1)	L	3-16
4/14	at Columbus College	L	2-4
4/14	at Columbus College	L	5-6
4/16	Georgia State	L	0-10
4/16	Georgia State	L	0-11
4/20	at Winthrop	L	3-10
4/20	at Winthrop	L	3-13
4/22	at West Georgia	L	3-8
4/22	at West Georgia	L	2-10
4/28	at Furman	L	0-10
4/28	at Furman	L	3-11
4/30	Mercer	W	2-0
4/30	Mercer	W	3-2
5/1	at Samford	L	1-11
5/1	at Samford	L	9-10

1 - West Florida Invitational, Pensacola, Fla.

1988 12-30

DATE	OPPONENT	W/L	SCORE
3/5	Huntingdon College	L	4-10
3/5	UNC-Wilmington	W	9-5
3/8	at Samford	L	3-4
3/8	at Samford	W	5-2
3/11	Valparaiso	L	0-1
3/12	Greensboro College	W	10-5
3/12	Baptist	L	1-12
3/26	USC-Spartanburg	L	1-7
3/26	USC-Spartanburg	L	0-14
3/27	Winthrop	L	0-6
3/27	Winthrop	L	1-6
3/28	at Georgia Southern	W	5-3
3/28	at Georgia Southern	L	5-10
3/30	at West Georgia	W	4-0
3/30	at West Georgia	L	7-8
4/1	at USC-Spartanburg	L	0-1
4/1	at USC-Spartanburg	L	0-5
4/2	at Winthrop	L	1-5
4/2	at Winthrop	L	1-8
4/5	at Columbus College	L	0-10
4/5	at Columbus College	L	0-4
4/8	at West Florida (1)	L	1-12
4/8	West Georgia (1)	L	5-9
4/8	Jackson State (1)	W	8-4
4/8	St. Leo (1)	L	3-6
4/9	Columbus College (1)	L	3-7
4/12	Samford	L	9-10
4/12	Samford	L	3-9
4/15	Samford (2)	W	8-0
4/15	at Columbus College (2)	L	2-5
4/15	Mercer (2)	L	2-3
4/15	Mercer (2)	L	0-1

4/19	West Georgia^	W	1-0
4/19	West Georgia^	W	1-0
4/20	at Georgia State	L	1-7
4/20	at Georgia State	L	1-8
4/26	Mercer	L	0-3
4/26	Mercer	L	6-12
4/28	at Columbus College	L	1-10
4/28	at Columbus College	W	4-1
4/30	Mercer^	W	1-0
4/30	Mercer^	W	1-0

1 - West Florida Invitational, Pensacola, Fla.

2 - Columbus Invitational, Columbus, Ga.

^ - Forfeited Game

1989 19-16-1

DATE	OPPONENT	W/L	SCORE
2/25	Virginia	L	0-9
2/25	Virginia	L	0-4
3/2	Baptist	L	1-2
3/3	Tennessee Tech	L	2-5
3/3	Tennessee Tech	T	2-2
3/4	at UNC-Wilmington	W	2-1
3/4	at UNC-Wilmington	L	5-11
3/8	Valparaiso	L	2-5
3/8	Valparaiso	W	1-0
3/12	George Mason	W	4-2
3/12	George Mason	L	1-2
3/23	Wisconsin Superior (1)	W	11-2
3/23	Missouri Baptist (1)	L	1-6
3/23	Manchester (1)	L	0-6
3/23	Lee (1)	L	1-2
3/24	Kutztown (1)	W	3-2
3/24	Wisconsin-Lacrosse (1)	L	6-7
3/28	Samford	W	4-2
3/28	Samford	W	2-0
3/31	St. Andrews	W	1-0
3/31	St. Andrews	W	1-0
4/1	at Mercer	L	0-3
4/1	at Mercer	L	0-2
4/7	at North Carolina A&T	W	5-0
4/13	Georgia Southern	W	2-0 (10)
4/13	Georgia Southern	L	0-4
4/14	Samford (2)	W	4-3
4/14	at Columbus College (2)	L	3-5
4/18	Georgia State	L	3-4 (9)
4/18	Georgia State	W	6-5
4/20	at Samford^	W	1-0
4/20	at Samford^	W	1-0
4/23	USC-Spartanburg	W	3-2 (8)
4/23	USC-Spartanburg	W	12-0
4/25	Mercer	W	4-0
4/25	Mercer	W	5-1

1 - West Florida Invitational, Pensacola, Fla.

2 - Columbus Invitational, Columbus, Ga.

^ - Forfeited Game

1990 15-34

DATE	OPPONENT	W/L	SCORE
2/17	USC-Aiken	W	12-0 (5)
2/17	USC-Aiken	W	13-8
2/18	at Furman	L	0-4
2/18	at Furman	L	3-13 (5)
3/3	Virginia	L	0-2 (10)
3/3	Virginia	L	0-5
3/4	East Carolina	L	1-8
3/4	Lander College	L	0-3
3/4	Lander College	L	2-6
3/5	UNC-Wilmington	W	4-2
3/5	UNC-Wilmington	L	1-2
3/9	Baptist	W	2-0

3/9	Baptist	L	1-3
3/10	Tennessee Tech	W	2-1
3/10	Tennessee Tech	L	0-4
3/11	George Mason	W	4-3 (8)
3/11	George Mason	L	1-4
3/13	Mercer	W	5-4 (11)
3/13	Mercer	W	5-1
3/15	at UNC-Charlotte	L	0-1
3/15	at UNC-Charlotte	L	1-2 (10)
3/16	at Winthrop	L	1-2 (9)
3/16	at Winthrop	L	1-6
3/18	Winthrop	W	2-1
3/18	Winthrop	L	2-5
3/25	Limestone	W	2-1
3/25	Limestone	L	2-7
3/30	Wichita State (3)	L	1-9 (5)
3/30	Florida State (3)	L	0-10 (5)
3/30	Austin Peay (3)	L	1-5
3/31	Southern Miss (3)	L	3-4
3/31	Samford (3)	W	2-1 (8)
3/31	Oklahoma State (3)	L	0-4
4/3	Samford	L	2-3
4/3	Samford	L	0-2
4/15	at Georgia State	L	1-7
4/15	at Georgia State	L	0-1 (9)
4/16	Hiwassee	W	7-0
4/16	Hiwassee	W	2-0
4/17	at Samford	L	4-5 (8)
4/17	at Samford	W	7-6 (10)
4/20	Mercer (2)	W	4-0
4/20	at Columbus (2)	L	2-3 (9)
4/21	Maryville (2)	L	1-2
4/21	Maryville (2)	L	1-2
4/24	at Mercer	L	1-2 (8)
4/24	at Mercer	L	1-3
4/27	at Tennessee Tech	L	4-11
4/27	at Tennessee Tech	L	3-13 (6)

2 - Columbus Invitational, Columbus, Ga.

3 - Southern Invitational, Birmingham, Ala.

REGINA THOMASELLI

Head Coach: 1991-1998

Seasons: 8

Record: 239-193-1 (.553)

1991 38-12-1

DATE	OPPONENT	W/L	SCORE
2/16	at Samford	W	7-0
2/16	at Samford	W	2-1
2/23	USC-Aiken	W	4-0
2/23	USC-Aiken	W	8-0
2/25	Campbell	W	6-0
2/25	Campbell	W	3-0
2/27	Georgia College	W	6-4
2/27	Georgia College	W	3-1
3/4	UNC-Wilmington	W	3-1
3/4	UNC-Wilmington	W	1-0
3/7	Georgia State	W	2-1 (8)
3/7	Georgia State	W	2-1
3/8	Charleston Southern	W	3-2
3/8	Charleston Southern	L	5-7
3/11	George Mason	W	5-3
3/11	George Mason	W	5-2
3/13	East Carolina	L	0-3
3/13	East Carolina	L	1-2 (8)
3/24	at USC-Aiken	W	4-3
3/24	at USC-Aiken	L	7-9
3/26	at Georgia College	W	7-5
3/26	at Georgia College	W	11-3
4/3	Augusta	W	10-0 (5)

YEAR-BY-YEAR RESULTS

4/3	Augusta	W	5-2
4/6	Austin Peay (4)	W	6-1
4/6	Georgia College (4)	W	4-0
4/6	at Furman (4)	L	1-7
4/6	East Carolina (4)	W	8-6
4/6	Coastal Carolina (4)	L	3-4 (8)
4/6	UNC-Charlotte (4)	L	4-5
4/7	Winthrop	W	4-2
4/7	Winthrop	L	0-2
4/9	at Mercer	W	2-1
4/12	UNC-Asheville (5)	W	11-1 (6)
4/12	UNC-Wilmington (5)	W	8-0
4/12	at North Carolina (5)	L	1-3
4/13	Mercer (5)	W	2-1
4/13	East Carolina (5)	L	0-5
4/15	at Georgia Southern	L	1-2
4/15	at Georgia Southern	W	8-1
4/19	Mercer (2)	W	5-0
4/19	at Columbus College (2)	W	2-0
4/20	USC-Spartanburg (2)	L	0-2 (9)
4/20	Mercer (2)	W	2-1
4/20	USC-Spartanburg (2)	W	4-0
4/22	Florida A&M	W	9-1
4/22	Florida A&M	W	9-1
4/26	Samford	W	4-1
4/26	Samford	W	7-1
4/27	UNC-Charlotte	W	1-0
4/27	UNC-Charlotte	T	4-4 (8)

2 - Columbus Invitational, Columbus, Ga.

4 - Furman Spring Fling, Greenville, S.C.

5 - Tar Heel Invitational, Chapel Hill, N.C.

4/11	at North Carolina* (5)	W	4-3
4/12	Winthrop (5)	W	4-1
4/12	East Carolina (5)	L	1-7
4/17	at Florida State (#6)	L	0-6
4/17	Virginia (#6)	L	3-10
4/22	Furman	W	2-0
4/22	Furman	L	3-4
4/25	at Georgia State	L	2-5
4/25	at Georgia State	W	3-2
4/26	Georgia Southern	W	2-0
4/26	Georgia Southern	W	4-3
4/29	at Mercer	W	3-0
4/29	at Mercer	W	8-1
4/30	Kennesaw State	L	0-3
4/30	Kennesaw State	L	1-5

3 - Southern Invitational, Birmingham, Ala.

4 - Furman Spring Fling, Greenville, S.C.

5 - Tar Heel Invitational, Chapel Hill, N.C.

#6 - ACC Tournament, Tallahassee, Fla.

1993 28-25, 1-5 ACC

DATE	OPPONENT	W/L	SCORE
2/18	at Mercer	W	13-0
2/18	at Mercer	W	8-5
2/20	South Carolina	L	0-3
2/20	South Carolina	L	5-6
2/23	at Tennessee Tech	L	0-1
2/23	at Tennessee Tech	W	8-6
2/26	Minnesota (7)	L	1-5
2/26	DePaul (7)	W	4-3
2/27	Samford (7)	L	3-4
2/27	Southwest Louisiana (7)	L	0-9
3/6	Florida State*	L	0-3
3/6	Florida State*	L	0-2
3/7	Florida A&M	W	8-1
3/7	Florida A&M	W	6-3
3/9	Winthrop	W	1-0
3/9	Winthrop	W	2-1
3/10	at Furman	L	0-3
3/10	at Furman	L	2-4
3/20	UNC-Charlotte (8)	W	2-1
3/20	at South Carolina (8)	L	1-2
3/21	UNC-Charlotte (8)	W	7-2
3/21	at South Carolina (8)	L	0-5
3/26	UNC-Charlotte (9)	W	3-2
3/26	South Carolina (9)	L	0-9
3/27	Ohio (9)	W	2-1
3/27	Akron (9)	L	2-4
4/2	Mercer (10)	W	18-2
4/2	UNC-Charlotte (10)	W	5-4
4/3	Georgia State (10)	L	0-7
4/3	North Carolina* (10)	W	3-0
4/3	Drexel (10)	W	3-1
4/6	Mercer	W	5-1
4/6	Mercer	W	4-3
4/9	UNC-Charlotte (5)	W	10-3
4/9	Winthrop (5)	W	7-1
4/11	East Carolina (5)	W	1-0
4/11	North Carolina* (5)	L	1-9
4/11	Coastal Carolina (5)	L	6-8
4/14	Georgia State	W	2-1
4/14	Georgia State	W	2-1
4/16	at Florida State (#6)	L	0-12
4/16	North Carolina (#6)	W	3-2
4/17	at Florida State (#6)	L	0-11
4/20	at Georgia State	L	5-6
4/20	at Georgia State	W	3-2
4/21	at Georgia Southern	W	11-4
4/21	at Georgia Southern	L	3-6
4/23	Samford	W	5-3
4/23	Samford	W	2-1

4/25	Virginia*	L	0-6
4/25	Virginia*	L	1-10
4/27	at Samford	L	0-1
4/27	at Samford	L	2-5

5 - Tar Heel Invitational, Chapel Hill, N.C.

#6 - ACC Tournament, Tallahassee, Fla.

7 - Louisiana Classic, Lafayette, La.

8 - S.C. Round Robin Classic, Columbia, S.C.

9 - Winthrop Invitational, Rock Hill, S.C.

10 - Buzz Classic, Marietta, Ga.

1994 35-23, 2-5 ACC

DATE	OPPONENT	W/L	SCORE
2/17	at Mercer	W	6-0
2/17	at Mercer	W	8-1
2/19	Eastern Michigan (8)	L	2-9
2/19	at South Carolina (8)	L	5-6
2/20	Eastern Michigan (8)	L	1-7
2/20	at South Carolina (8)	L	0-2
2/24	at Samford	W	3-0
2/24	at Samford	W	3-0
2/27	Virginia*	L	0-2 (8)
2/27	Virginia*	L	0-2
2/28	Louisiana Tech	W	6-2
2/28	Louisiana Tech	L	0-2
3/4	at South Florida	L	0-1
3/4	at South Florida	W	8-1
3/6	at Florida State*	L	1-6
3/6	at Florida State*	L	1-2
3/8	at UNC-Charlotte	W	13-5
3/8	at UNC-Charlotte	W	9-3
3/10	Furman	W	5-0
3/10	Furman	L	1-2
3/20	North Carolina*	W	9-6
3/20	North Carolina*	W	9-1 (5)
3/23	Northeast Illinois	W	8-0 (5)
3/23	Northeast Illinois	W	8-0 (5)
3/25	Coastal Carolina (9)	W	2-1
3/25	St. Francis (9)	W	11-0
3/26	Marshall (9)	W	9-0 (5)
3/26	College of Charleston (9)	W	13-1 (5)
4/1	Radford (10)	W	19-1 (5)
4/1	Wagner (10)	W	13-0 (5)
4/1	St. Francis (10)	W	13-4 (5)
4/2	Troy State (10)	L	3-4
4/2	Tennessee State (10)	W	4-2
4/2	Nicholls State (10)	L	1-6
4/4	Canisius	W	8-0 (6)
4/4	Canisius	L	1-4
4/7	at Winthrop	W	10-2 (5)
4/7	at Winthrop	W	10-0 (5)
4/8	East Carolina (5)	W	3-0
4/8	UNC-Charlotte (5)	W	11-3 (6)
4/9	UNC-Wilmington (5)	W	9-1
4/9	Florida State* (5)	L	0-11 (6)
4/9	Coastal Carolina (5)	L	3-6
4/12	Georgia State	W	15-2
4/12	Georgia State	W	5-0
4/15	South Carolina (11)	L	0-8 (5)
4/16	Tennessee Tech (11)	L	1-2
4/16	South Florida (11)	L	0-2
4/16	Winthrop (11)	W	4-1
4/17	Centenary (11)	L	1-2
4/19	Samford	L	0-2
4/19	Samford	W	11-3 (6)
4/22	at Florida State (#6)	L	1-2
4/22	North Carolina (#6)	L	0-4
4/25	Mercer	W	6-0
4/25	Mercer	W	6-4
4/30	Georgia Southern	W	8-0 (5)
4/30	Georgia Southern	W	4-2

YEAR-BY-YEAR RESULTS

5 - Tar Heel Invitational, Chapel Hill, N.C.
#6 - ACC Tournament, Tallahassee, Fla.
8 - C.C. Round Robin Classic, Columbia, S.C.
9 - Winthrop Invitational, Rock Hill, S.C.
10 - Buzz Classic, Marietta, Ga.
11 - at Chattanooga, Tenn.

1995 30-25, 3-3 ACC

DATE	OPPONENT	W/L	SCORE
2/21	at Samford	L	0-1
2/21	at Samford	W	8-0 (6)
2/23	at Mercer	W	4-0
2/23	at Mercer	W	11-2
2/25	#12 Florida State*	L	4-9
2/25	#12 Florida State*	L	1-10
2/26	#11 South Carolina	L	0-7
2/26	#11 South Carolina	L	5-11
3/1	UNC-Charlotte	W	5-2
3/1	UNC-Charlotte	W	11-3 (5)
3/4	Middle Tennessee State (12)	L	3-4
3/4	Troy State (12)	L	1-3
3/18	Winthrop	L	2-5
3/18	Winthrop	W	5-0
3/21	at North Carolina*	W	3-2
3/21	at North Carolina*	W	8-0
3/22	at Virginia*	W	9-3
3/22	at Virginia*	L	1-2
3/24	UNC-Greensboro (9)	L	4-5 (8)
3/24	Georgia Southern (9)	W	4-3 (8)
3/25	Akron (9)	L	3-7
3/25	UNC-Charlotte (9)	W	11-1 (5)
3/25	Eastern Kentucky (9)	L	0-1
3/29	Toledo	W	3-2
3/29	Toledo	W	8-4
3/30	Maryland*	W	4-2
3/30	Maryland*	W	8-1
3/31	UNC-Wilmington (10)	W	6-1
3/31	Maine (10)	W	8-0 (5)
3/31	Georgia Southern (10)	W	2-1
4/1	Bradley (10)	L	0-3
4/1	Troy State (10)	W	3-2
4/1	#17 Nicholls State (10)	L	0-7
4/3	Mercer	W	5-0
4/3	Mercer	W	8-2
4/5	at Georgia State	L	2-6
4/5	at Georgia State	L	2-5
4/8	Samford	W	10-2
4/8	Samford	W	7-2
4/9	South Florida	L	1-2
4/9	South Florida	L	0-1
4/11	at Georgia Southern	W	5-1
4/11	at Georgia Southern	W	5-3
4/14	SEMO (13)	L	1-2
4/14	Samford (13)	W	10-2
4/14	#6 Southwest Louisiana (13)	L	0-1
4/15	Furman (13)	L	5-7 (11)
4/15	George Mason (13)	W	8-1
4/15	#20 Illinois-Chicago (13)	L	2-7
4/21	Virginia (#6)	W	3-1
4/21	at #10 Florida State (#6)	L	1-2
4/22	Virginia (#6)	W	7-4
4/22	at #10 Florida State (#6)	L	2-5
4/25	at Chattanooga	L	2-3
4/25	at Chattanooga	W	5-1

#6 - ACC Tournament, Tallahassee, Fla.
9 - Winthrop Invitational, Rock Hill, S.C.
10 - Buzz Classic, Marietta, Ga.
12 - Georgia State Tournament, Atlanta, Ga.
13 - UTC Invite, Chattanooga, Tenn.

1996 32-20, 4-3 ACC

DATE	OPPONENT	W/L	SCORE
2/17	at Samford	L	0-2
2/17	at Samford	W	12-0 (5)
2/24	at #8 South Carolina	L	0-1
2/24	at #8 South Carolina	L	0-10 (5)
2/25	at UNC-Charlotte	W	8-0 (5)
2/25	at UNC-Charlotte	W	12-3
2/26	at Winthrop	W	3-2
2/26	at Winthrop	L	1-2
2/28	Samford	W	5-2
2/28	Samford	W	4-3
3/1	George Mason (14)	W	11-3
3/1	Eastern Michigan (14)	L	1-3
3/2	Radford (14)	W	5-2
3/3	Towson State (14)	W	6-0
3/3	Wisconsin (14)	L	1-2
3/5	Valparaiso	W	14-4 (5)
3/5	Valparaiso	W	3-2
3/7	Mercer	W	10-0 (5)
3/7	Mercer	W	4-2
3/16	Virginia*	W	5-2
3/16	Virginia*	W	5-4
3/19	at South Florida	L	0-1
3/19	at South Florida	L	1-3
3/20	at Bethune-Cookman	W	8-0
3/20	at Bethune-Cookman	W	5-1
3/21	at Stetson	W	5-0
3/21	at Stetson	L	0-5
3/23	at #14 Florida State*	L	0-2
3/23	at #14 Florida State*	W	3-1
3/28	Maryland*	L	0-2
3/28	Maryland*	W	1-0
3/29	North Carolina (10)	L	1-5
3/29	UT-Martin (10)	L	0-1 (9)
3/29	Wichita State (10)	W	9-0 (5)
3/30	Drexel (10)	W	4-3
4/5	Samford (15)	W	13-0 (4)
4/5	Nicholls State (15)	W	5-4 (10)
4/6	Florida Atlantic (15)	W	3-1
4/6	Tennessee (15)	W	5-4
4/6	Troy State (15)	W	2-1
4/7	Tennessee (15)	L	0-5
4/9	Georgia State	L	2-3
4/9	Georgia State	W	3-1
4/10	Furman	L	2-4
4/10	Furman	L	6-7
4/12	at Mercer	W	5-3
4/12	at Mercer	W	5-0
4/19	#17 Florida State (#16)	L	4-5
4/19	Virginia (#16)	L	2-3
4/23	Georgia Southern	W	9-1
4/23	Georgia Southern	W	5-4
4/25	North Carolina*	L	1-16 (6)

10 - Buzz Classic, Marietta, Ga.
14 - East Carolina Tournament, Greenville, N.C.
15 - Samford Spring Invitational, Birmingham, Ala.
#16 - ACC Tournament, Raleigh, N.C.

1997 22-34, 2-6 ACC

DATE	OPPONENT	W/L	SCORE
2/16	at Samford	W	7-6 (8)
2/16	at Samford	W	14-1 (5)
2/21	Ohio (17)	L	2-3
2/21	Illinois-Chicago (17)	L	2-11 (5)
2/22	UNC-Greensboro (17)	W	7-1 (6)
2/22	Marshall (17)	W	1-0
2/23	East Carolina (17)	L	4-6
3/1	Georgia Southern (12)	L	4-6 (8)
3/1	Indiana State (12)	L	0-16 (5)
3/2	Georgia (12)	L	2-8

3/2	Tennessee Tech (12)	L	1-7
3/4	Samford	W	15-7
3/4	Samford	W	9-6
3/6	at UNC-Charlotte	L	2-5
3/6	at UNC-Charlotte	L	3-4
3/8	North Carolina*	W	5-3
3/8	North Carolina*	W	9-2
3/10	Southern Illinois	L	2-3 (8)
3/10	Southern Illinois	W	5-2
3/12	Winthrop	W	9-3
3/12	Winthrop	W	5-0
3/13	Radford	W	8-7
3/15	at Georgia Southern	L	1-2
3/15	at Georgia Southern	W	5-1
3/23	#18 Florida State*	L	1-5
3/23	#18 Florida State*	L	5-8
3/24	#14 Minnesota	L	1-5
3/25	#22 Utah	L	1-4
3/25	#22 Utah	W	6-4
3/27	Evansville	W	3-2 (9)
3/27	Evansville	L	5-8
3/28	Youngstown State (10)	W	9-2
3/28	Middle Tennessee State (10)	L	0-1 (8)
3/29	Auburn (10)	W	4-0
3/29	Canisius (10)	W	5-4
3/29	Southwest Louisiana (10)	L	1-9 (6)
4/1	at Furman	W	4-3
4/1	at Furman	L	2-5
4/3	#3 South Carolina	L	0-3
4/3	#3 South Carolina	L	2-10 (5)
4/5	at Georgia State	L	3-4
4/5	at Georgia State	W	6-3
4/6	#14 South Florida	L	0-7
4/6	#14 South Florida	L	1-6
4/8	at Mercer	L	1-2
4/8	at Mercer	L	4-7
4/11	at Virginia*	L	0-4
4/11	at Virginia*	L	2-3 (8)
4/13	at Maryland*	L	1-2
4/13	at Maryland*	L	0-3
4/17	North Carolina (#18)	L	7-8
4/18	Virginia (#18)	W	7-2
4/19	North Carolina (#18)	W	3-2 (8)
4/19	Maryland (#18)	L	0-9 (6)
4/26	Louisiana Tech (19)	L	6-8
4/26	Mississippi (19)	L	1-3

10 - Buzz Classic, Marietta, Ga.
12 - Georgia State Tournament, Atlanta, Ga.
17 - Triangle Tournament, Raleigh, N.C.
#18 - ACC Tournament, Marietta, Ga.
19 - Ole Miss Rebel Classic, Oxford, Miss.

1998 24-32, 2-6 ACC

DATE	OPPONENT	W/L	SCORE
2/15	Georgia Southern	L	4-5
2/15	Georgia Southern	W	9-8
2/18	Samford	L	2-3
2/18	Samford	W	6-1
2/20	Illinois-Chicago (5)	L	1-4
2/20	Campbell (5)	L	1-3
2/21	Kentucky (5)	W	6-2
2/21	Radford (5)	W	10-1 (5)
2/25	Mercer	W	6-5
2/25	Mercer	W	6-3
2/27	Mississippi	W	8-3
2/27	Mississippi	L	0-1
2/28	Mississippi (12)	L	2-4
2/28	Tennessee Tech (12)	L	0-2
3/1	St. Louis (12)	W	16-0 (5)
3/1	Northwestern State (12)	W	8-7
3/1	Virginia Tech (12)	W	2-1

YEAR-BY-YEAR RESULTS

3/7	at North Carolina*	L	0-5
3/7	at North Carolina*	L	0-6
3/9	Southern Illinois	L	2-6
3/10	Georgia State	W	2-1
3/11	South Carolina	L	0-8 (5)
3/11	South Carolina	L	3-6
3/23	Maryland*	L	5-7
3/24	Maryland*	L	0-5
3/25	Utah	L	0-8 (6)
3/25	Utah	L	4-8
3/26	Wright State	W	5-3
3/27	UNC-Charlotte (10)	W	7-1
3/27	Nicholls State (10)	W	2-1
3/28	Florida Atlantic (10)	L	2-4 (8)
3/28	Drake (10)	W	5-3
3/28	Florida Atlantic (10)	L	0-2
3/29	Georgia Southern (10)	W	2-0
4/1	UNC-Charlotte	L	1-4
4/1	UNC-Charlotte	L	1-5
4/3	#6 at South Florida	L	0-1 (9)
4/3	#6 at South Florida	L	1-2 (10)
4/5	#15 at Florida State*	L	2-3
4/5	#15 at Florida State*	L	1-4
4/8	Georgia Southern	L	1-13 (5)
4/8	Georgia Southern	W	4-1
4/9	at Samford	W	2-1 (9)
4/9	at Samford	L	4-5
4/11	Virginia*	W	5-3
4/11	Virginia*	W	2-0
4/15	Furman	W	3-0
4/15	Furman	W	4-3
4/16	at Troy State	W	1-0
4/16	at Troy State	L	3-4 (5)
4/20	at Alabama	L	1-7
4/20	at Alabama	L	2-10 (6)
4/21	Georgia	L	0-2
4/23	Virginia (#6)	L	1-3
4/24	Maryland (#6)	L	0-4
4/28	Georgia State	W	6-3

5 - Tar Heel Invitational, Chapel Hill, N.C.

#6 - ACC Tournament, Tallahassee, Fla.

10 - Buzz Classic, Marietta, Ga.

12 - Georgia State Tournament, Atlanta, Ga.

3/6	Virginia Tech (12)	L	6-10
3/7	Fordham (12)	W	12-2 (5)
3/7	Evansville (12)	L	1-4 (5)
3/7	Troy State (12)	L	0-4
3/10	#22 Southern Mississippi	L	1-8
3/10	#22 Southern Mississippi	L	6-12
3/11	Pittsburgh	W	3-1
3/11	Pittsburgh	L	4-6
3/13	Pittsburgh (21)	L	2-3 (8)
3/13	Elon (21)	W	4-3 (8)
3/23	at Samford	L	1-4
3/23	at Samford	L	2-3
3/24	Northwestern	L	2-5
3/26	Rhode Island (10)	W	7-1
3/26	Niagara (10)	W	10-3
3/27	#17 Southern Mississippi (10)	L	0-7
3/27	Mercer (10)	W	12-2 (5)
3/28	Canisius (10)	L	1-2 (8)
4/3	Florida State*	L	0-7
4/3	Florida State*	L	5-8
4/7	Georgia Southern	W	5-3
4/7	Georgia Southern	W	6-5
4/9	at Maryland*	L	1-2 (10)
4/10	at Maryland*	L	0-8 (5)
4/11	at Virginia*	L	0-2
4/11	at Virginia*	L	4-6
4/13	Samford	W	6-4
4/13	Samford	L	4-7 (8)
4/14	at Georgia	L	2-3 (8)
4/18	Troy State	L	2-5
4/18	Troy State	L	0-4
4/21	Mississippi State	L	0-5
4/24	North Carolina*	L	2-4
4/25	North Carolina*	L	5-7
4/28	Georgia	L	0-10 (5)
5/1	at UNC-Charlotte	L	0-1
5/2	at UNC-Charlotte	W	5-1
5/9	South Florida	L	4-8
5/9	South Florida	L	2-3
5/14	Virginia (#6)	L	0-4
5/15	North Carolina (#6)	W	6-2
5/15	#21 Maryland (#6)	L	0-7

#6 - ACC Tournament, Tallahassee, Fla.

10 - Buzz Classic, Marietta, Ga.

12 - Georgia State Tournament, Atlanta, Ga.

14 - East Carolina Tournament, Greenville, N.C.

20 - South Florida Tournament, Tampa, Fla.

21 - Georgia Tech Round Robin, Atlanta, Ga.

2000		25-33, 2-6 ACC	
DATE	OPPONENT	W/L	SCORE
2/12	at Georgia Southern	W	7-1 (9)
2/12	at Georgia Southern	W	10-8
2/15	at Auburn	L	1-3
2/18	Elon (17)	W	6-3
2/18	Wright State (17)	W	3-2
2/19	Minnesota (17)	L	0-2
2/19	Eastern Kentucky (17)	W	11-1 (5)
2/20	Akron (17)	W	6-1
2/20	#18 Illinois-Chicago (17)	W	2-1
2/23	Furman	L	0-6
2/23	Furman	W	7-1
2/25	Drake (22)	L	3-8
2/25	#16 Alabama (22)	L	3-9
2/26	#20 DePaul (22)	L	0-4
2/26	#2 Arizona (22)	L	0-12 (5)
2/26	Drake (22)	L	2-5
3/2	Georgia	L	1-7
3/2	Georgia	W	6-5
3/4	Radford	W	16-1 (5)
3/4	Radford	W	20-3 (5)

3/9	at St. Mary's College	L	1-7
3/10	Wisconsin (23)	L	4-6
3/10	San Jose State (23)	L	3-5
3/10	UC Santa Barbara (23)	L	2-6
3/11	Central Michigan (23)	L	2-3
3/11	Santa Clara (23)	W	4-0
3/11	Wisconsin (23)	L	0-8
3/15	Indiana	W	10-3
3/15	Indiana	L	5-7
3/18	at Samford	W	6-4
3/18	at Samford	W	4-2 (8)
3/21	Maryland*	L	3-7
3/21	Maryland*	L	5-9
3/22	Connecticut	L	0-5
3/24	Marshall (10)	W	4-2
3/24	College of Charleston (10)	L	1-2
3/25	Florida A&M (10)	L	2-4
3/25	Tennessee Tech (10)	W	5-4 (8)
3/28	Southwest Missouri State	W	6-2
3/29	Brown	L	3-5
4/1	at Florida State*	W	2-1
4/1	at Florida State*	W	8-2
4/5	Georgia Southern	W	2-1
4/5	Georgia Southern	W	4-0
4/8	#24 East Carolina	L	0-11 (5)
4/9	#24 East Carolina	W	3-2
4/11	Auburn	W	4-3 (8)
4/13	at Troy State	W	2-0
4/14	at Troy State	L	4-5
4/15	Virginia*	L	2-4
4/15	Virginia*	L	1-4
4/19	at #21 Mississippi State	L	2-3
4/22	at North Carolina*	L	0-2
4/23	at North Carolina*	L	1-6
4/25	Georgia State	L	1-3
4/25	Georgia State	L	0-2
4/29	Virginia (#6)	L	6-7 (9)
4/30	Maryland (#6)	L	1-2

#6 - ACC Tournament, Tallahassee, Fla.

10 - Buzz Classic, Marietta, Ga.

17 - Triangle Tournament, Raleigh, N.C.

22 - Bama Bash, Tuscaloosa, Ala.

23 - National Invitational Tournament, San Jose, Calif.

2001		24-29, 2-6 ACC	
DATE	OPPONENT	W/L	SCORE
2/10	at Georgia Southern	L	1-9 (5)
2/10	at Georgia Southern	W	2-1
2/13	at Furman	W	3-1
2/13	at Furman	W	2-1 (6)
2/17	Louisiana-Monroe (24)	W	3-2
2/17	Arkansas (24)	L	2-3
2/18	Southeast Louisiana (24)	L	1-3
2/18	Drake (24)	L	1-2 (9)
2/21	at Georgia State	W	9-0 (5)
2/21	at Georgia State	W	3-1
2/24	Troy State	L	1-2
2/24	Troy State	L	0-4
3/2	Campbell (12)	W	12-2 (5)
3/2	Georgia State (12)	W	10-7
3/2	Eastern Michigan (12)	W	3-0
3/6	Eastern Michigan	W	8-0 (6)
3/6	Eastern Michigan	W	3-2
3/8	Boston University (25)	L	0-1 (8)
3/8	South Florida (25)	L	1-3 (8)
3/9	Penn State (25)	L	8-9 (8)
3/9	Tennessee Tech (25)	W	4-2
3/10	#6 Stanford (25)	L	0-9 (6)
3/17	Samford	W	3-0
3/17	Samford	W	2-0
3/21	Arkansas	W	4-0

KATE MADDEN

Head Coach: 1999-2003

Seasons: 5

Record: 161-143 (.530)

1999		22-38, 0-8 ACC	
DATE	OPPONENT	W/L	SCORE
2/10	at Georgia Southern	L	2-4
2/10	at Georgia Southern	W	3-2
2/14	at Furman	L	0-1
2/14	at Furman	W	8-1
2/17	Virginia Tech	W	5-4
2/17	Virginia Tech	L	2-3
2/19	#6 South Florida (20)	L	2-10 (6)
2/19	Notre Dame (20)	L	4-6
2/20	Kansas (20)	W	4-2
2/20	Tennessee (20)	L	8-13
2/21	Miami (Ohio) (14)	W	5-3
2/26	Delaware State (14)	W	26-1 (5)
2/26	East Carolina (14)	W	2-0
2/27	Ohio (14)	W	5-3 (8)
2/27	Towson (14)	W	3-1
2/28	East Carolina (14)	L	2-3
3/3	at Mercer	W	10-3
3/3	at Mercer	W	10-4

YEAR-BY-YEAR RESULTS

3/23	UT-Martin (10)	W	3-0
3/23	Illinois-Chicago (10)	L	3-4 (8)
3/24	Stetson (10)	L	1-2 (8)
3/24	Coastal Carolina (10)	L	3-7
3/27	Harvard	W	3-2 (9)
3/27	Harvard	W	4-1
3/31	#16 Florida State*	L	0-7
3/31	#16 Florida State*	W	2-1 (8)
4/4	Georgia Southern	L	2-4
4/4	Georgia Southern	W	2-1 (10)
4/8	Morris Brown^	W	7-0
4/8	Morris Brown^	W	7-0
4/11	at Georgia	L	4-5
4/11	at Georgia	L	2-3
4/14	at Virginia*	L	1-2
4/14	at Virginia*	L	0-1 (8)
4/15	at Maryland*	L	0-2
4/15	at Maryland*	W	4-3
4/17	at Chattanooga	L	1-3
4/17	at Chattanooga	L	1-2
4/19	Mississippi State	L	2-3
4/19	Mississippi State	L	1-4 (10)
4/21	North Carolina *	L	0-2
4/22	North Carolina *	L	3-5
5/6	at East Carolina	L	0-8 (5)
5/6	at East Carolina	W	3-1
5/11	Maryland (#16)	L	0-1
5/12	Virginia (#16)	L	2-3

^ - Forfeited Game

10 - Buzz Classic, Marietta, Ga.

12 - Georgia State Tournament, Atlanta, Ga.

#16 - ACC Tournament, Raleigh, N.C.

24 - Mardi Gras Classic, Monroe, La.

25 - Speedline Invitational, Tampa, Fla.

ACC TOURNAMENT CHAMPS

NCAA REGIONALS

2002	52-18, 6-2 ACC		
DATE	OPPONENT	W/L	SCORE
2/10	Gardner-Webb	W	5-1
2/10	Gardner-Webb	W	9-0 (5)
2/13	Furman	L	0-3
2/13	Furman	W	6-1
2/16	at Georgia Southern	W	1-0 (9)
2/16	at Georgia Southern	W	6-0
2/20	Georgia State	W	5-3
2/20	Georgia State	W	5-2
2/22	Rutgers (26)	W	6-1
2/22	at #21 Florida Atlantic (26)	L	0-1
2/23	Southern Illinois (26)	L	0-1
2/23	FIU (26)	L	1-2
2/24	Rutgers (26)	W	2-1 (9)
2/26	Jacksonville State	W	3-2
2/26	Jacksonville State	W	4-3
3/2	McNeese State (27)	W	2-1 (9)
3/2	Long Island (27)	W	3-2
3/6	at St. Mary's College	W	5-1
3/6	at St. Mary's College	W	3-0
3/8	#17 Iowa (28)	W	2-1
3/8	Syracuse (28)	W	6-4
3/8	Long Beach State (28)	W	4-2
3/9	#7 Arizona State (28)	L	4-5
3/9	Virginia (28)	L	4-6 (10)
3/13	at Troy State	W	7-3
3/13	at Troy State	L	0-7 (6)
3/17	Princeton	W	5-4
3/17	Princeton	W	7-0
3/19	at Auburn	L	1-9 (6)
3/19	at Auburn	W	2-1
3/22	Tennessee Tech (10)	W	8-2
3/22	Harvard (10)	W	5-2

3/23	Illinois (10)	W	3-0
3/23	Charleston Southern (10)	W	6-2
3/24	Maryland (10)	W	2-1 (8)
3/24	#25 Ohio State (10)	L	0-7
3/27	Maryland*	W	3-0
3/27	Maryland*	W	4-0
3/31	Virginia*	W	5-1
3/31	Virginia*	W	3-1
4/3	Georgia Southern	W	7-3
4/3	Georgia Southern	W	4-0
4/5	at North Carolina*	W	1-0
4/5	at North Carolina*	W	5-4
4/6	Maryland (5)	W	5-1
4/6	North Carolina (5)	W	8-5
4/7	Virginia (5)	L	0-1
4/7	Virginia (5)	L	5-10
4/10	Chattanooga	W	5-1
4/10	Chattanooga	W	2-0
4/13	at #21 Florida State*	L	3-7
4/13	at #21 Florida State*	L	2-4
4/18	at Mississippi State	L	4-7
4/18	at Mississippi State	L	0-3
4/20	at Jacksonville State	W	4-2
4/20	at Jacksonville State	W	8-3 (8)
4/24	at Samford	W	7-1
4/24	at Samford	W	6-0
4/26	Mercer	W	10-2 (6)
4/26	Mercer	W	4-0
4/28	#25 Georgia	L	0-1
4/28	#25 Georgia	W	2-1
5/10	Maryland (#6)	W	1-0 (9)
5/11	at #21 Florida State (#6)	W	2-0
5/12	North Carolina (#6)	W	6-2
5/16	Alabama (#6)	W	3-1 (10)
5/17	#21 Florida State (#6)	W	2-0
5/18	Chattanooga (#6)	W	3-0
5/19	#21 Florida State (#6)	L	2-3 (9)
5/19	#21 Florida State (#6)	L	1-6

5 - Tar Heel Invitational, Chapel Hill, N.C.

#6 - ACC Tournament, Tallahassee, Fla.

#6 - NCAA Tournament, Tallahassee, Fla.

10 - Buzz Classic, Marietta, Ga.

26 - FAU Worth Invitational, Boca Raton, Fla.

27 - LSU Purple & Gold Challenge, Baton Rouge, La.

28 - National Invitational Tournament, Pleasanton, Calif.

NCAA REGIONALS

2003	38-25, 3-4 ACC		
DATE	OPPONENT	W/L	SCORE
2/8	Boston College (29)	W	7-4
2/8	at #20 South Carolina (29)	L	0-8 (5)
2/9	UNC-Greensboro (29)	L	0-1
2/9	Boston College (29)	W	2-1 (8)
2/11	at Chattanooga	W	2-0
2/11	at Chattanooga	L	0-2
2/16	Georgia Southern	W	7-2
2/18	at Furman	W	4-0
2/18	at Furman	W	1-0
2/21	Illinois (30)	L	2-3 (8)
2/21	Oakland (30)	L	0-1
2/22	at Florida (30)	L	2-9
2/23	Oakland (30)	W	3-2 (9)
2/25	Troy State	W	6-5 (9)
2/25	Troy State	W	5-0
3/1	Bradley (31)	W	8-0 (5)
3/1	Manhattan (30)	W	7-0
3/2	at Georgia State (30)	L	2-3
3/2	at Georgia State (30)	W	11-2 (5)
3/6	at St. Mary's College	L	3-6
3/7	#23 Oregon (32)	L	1-2
3/7	UMKC (32)	W	3-0

3/8	#8 California (32)	L	0-1
3/8	#17 Oregon State (32)	L	1-4
3/9	Virginia Tech (32)	W	6-0
3/12	at Georgia State	W	5-1
3/12	at Georgia State	W	7-3
3/16	Princeton	W	8-1
3/16	Princeton	W	4-0
3/18	Arkansas	W	3-2
3/18	Arkansas	L	2-3
3/22	Lipscomb (10)	W	3-2
3/22	Radford (10)	W	5-3
3/22	Maryland (10)	W	1-0 (9)
3/23	Troy State (10)	L	2-3 (8)
3/26	Harvard	W	5-2
3/26	Harvard	W	3-2 (8)
3/30	at Mercer	W	14-0
3/30	at Mercer	W	10-1
4/2	at #8 Georgia	L	0-6
4/2	at #8 Georgia	L	0-1
4/5	at Virginia*	L	1-6
4/5	at Virginia*	W	2-0
4/6	at Maryland*	W	5-1
4/6	at Maryland*	W	1-0 (10)
4/14	Mississippi State	W	9-1 (5)
4/14	Mississippi State	W	5-3
4/17	North Carolina*	L	1-3
4/21	at Georgia Southern	W	4-2
4/21	at Georgia Southern	W	6-1
4/23	at Auburn	L	0-2
4/26	at #17 Alabama	L	2-3
4/26	at #17 Alabama	W	2-1
5/2	Auburn	W	2-0
5/4	#12 Florida State*	L	0-4
5/4	#12 Florida State*	L	0-6
5/9	North Carolina (#6)	W	3-1
5/10	at #10 Florida State (#6)	L	3-5
5/10	Virginia (#6)	L	3-4
5/15	Illinois (#33)	L	3-5
5/15	Southern (#33)	W	9-0 (5)
5/16	#17 Stanford (#33)	W	2-1 (9)
5/16	Massachusetts (#33)	L	0-2

#6 - ACC Tournament, Tallahassee, Fla.

10 - Buzz Classic, Marietta, Ga.

29 - Gamecock Invitational, Columbia, S.C.

30 - Cox Communications Classic, Gainesville, Fla.

31 - Georgia State Invitational, Decatur, Ga.

32 - National Invitational Tournament, Sunnysvale, Calif.

#33 - NCAA Tournament, Tuscaloosa, Ala.

EHREN EARLEYWINE

Head Coach: 2004-06

Seasons: 3

Record: 146-55 (.726)

NCAA REGIONALS

2004	47-19, 5-5 ACC		
DATE	OPPONENT	W/L	SCORE
2/7	Gardner-Webb (24)	W	3-2
2/7	at Louisiana-Monroe (24)	W	9-0 (5)
2/8	Kentucky (24)	L	3-5
2/8	#9 La-Lafayette (24)	W	4-1
2/17	Furman	W	8-0 (6)
2/17	Furman	W	2-0
2/21	at Georgia State (34)	W	6-0
2/21	Eastern Kentucky (34)	W	2-0
2/22	Tennessee State (34)	W	4-0
2/22	at Georgia State (34)	W	8-0 (5)
2/24	at Gardner-Webb	W	4-2
2/24	at Gardner-Webb	W	6-3

YEAR-BY-YEAR RESULTS

2/27	Virginia Tech (35)	W	6-5
2/27	#14 Nebraska (35)	W	1-0
2/28	#7 Michigan (35)	L	1-3
2/28	DePaul (35)	W	5-1
2/29	#16 Fresno State (35)	W	8-0 (6)
2/29	Notre Dame (35)	L	1-2
3/3	Georgia Southern	L	1-3
3/3	Georgia Southern	W	6-0
3/5	UTEP (36)	W	7-0
3/6	at #2 Arizona (36)	L	0-2
3/6	Northern Iowa (36)	W	7-0
3/7	Indiana (36)	W	7-0
3/11	Saint Joseph's	W	9-1 (5)
3/11	Saint Joseph's	W	6-0
3/17	Ball State	W	2-1
3/17	Ball State	W	6-0
3/19	Austin Peay (10)	W	3-1
3/19	Ohio (10)	W	7-3
3/20	Nicholls State (10)	L	1-2
3/20	Western Kentucky (10)	W	13-0 (5)
3/20	Iowa State (10)	W	11-0 (5)
3/21	Connecticut (10)	L	4-5
3/23	Ohio	W	11-3 (6)
3/23	Ohio	W	6-0
3/29	at Troy State	W	4-0
3/29	at Troy State	W	10-0
3/31	#5 Georgia	L	1-3
4/3	at #4 Florida State*	L	0-4
4/3	at #4 Florida State*	L	1-2
4/7	Georgia State	W	3-0
4/7	Georgia State	W	8-0 (6)
4/10	Virginia*	L	0-2
4/10	Virginia*	W	2-0
4/13	#13 Alabama	W	1-0
4/17	at NC State*	W	2-0
4/17	at NC State*	L	0-2
4/18	at North Carolina*	W	2-1
4/18	at North Carolina*	L	2-3
4/21	at Georgia Southern	W	1-0
4/21	at Georgia Southern	W	1-0
5/2	Maryland*	W	10-2 (6)
5/2	Maryland*	W	1-0
5/8	at Mississippi State	L	2-10 (6)
5/8	at Mississippi State	L	0-1
5/14	NC State (#6)	W	2-1
5/14	at #4 Florida State (#6)	L	2-3
5/15	Virginia (#6)	W	4-1
5/15	Maryland (#6)	W	6-4
5/15	North Carolina (#6)	W	4-0
5/16	at #4 Florida State (#6)	L	1-3
5/20	Massachusetts (!37)	W	1-0
5/21	at #10 Georgia (!37)	W	3-2
5/22	#8 Washington (!37)	L	0-2
5/22	at #11 Georgia (!37)	L	1-9 (6)

#6 - ACC Tournament, Tallahassee, Fla.

10 - Buzz Classic, Marietta, Ga.

24 - Mardi Gras Classic, Monroe, La.

34 - Lady Panther Invite, Panthersville, Ga.

35 - NFCA Leadoff Classic, Columbus, Ga.

36 - Hillenbrand Invitational, Tucson, Ariz.

!37 - NCAA Tournament, Athens, Ga.

ACC REGULAR SEASON CHAMPIONS

ACC TOURNAMENT CHAMPIONS

NCAA REGIONALS

2005		51-14, 11-4 ACC	
DATE	OPPONENT	W/L	SCORE
2/5	Chattanooga	W	6-0
2/5	Chattanooga	W	8-0 (5)
2/9	at Georgia Southern	W	6-1
2/11	Boston College (26)	W	6-2

2/11	Northwestern (26)	W	3-0
2/12	Bethune-Cookman (26)	W	4-0
2/12	at Florida Atlantic (26)	W	10-4
2/13	Bethune-Cookman (26)	W	2-1 (8)
2/16	at Furman	W	10-0
2/19	Eastern Kentucky (34)	W	7-0
2/19	Evansville (34)	W	6-5
2/20	at Georgia State (34)	W	3-1
2/20	Evansville (34)	W	1-0
2/25	#8 Michigan (35)	L	1-3
2/25	Southern Illinois (35)	L	1-5
2/26	South Carolina (35)	L	0-2 (10)
2/26	#17 Nebraska (35)	L	1-9 (5)
3/2	at UAB	W	3-0
3/4	Winthrop (10)	W	2-0
3/4	Purdue (10)	W	2-1
3/5	Saint Louis (10)	W	10-0 (5)
3/5	Mercer (10)	W	8-0 (6)
3/6	Florida A&M (10)	W	11-3 (5)
3/6	Ohio State (10)	L	3-5
3/9	Boston University (38)	W	12-0 (5)
3/9	Oakland (38)	W	7-4
3/12	North Carolina*	W	12-2 (5)
3/12	North Carolina*	L	4-6 (8)
3/13	North Carolina*	W	4-0
3/18	Charleston Southern (39)	W	14-2 (6)
3/18	Kent State (39)	W	5-0
3/19	Northern Illinois (39)	W	4-3
3/19	at UCF (39)	L	0-1
3/20	Northern Illinois (39)	W	5-3
3/20	at UCF	W	8-0 (6)
3/22	at Stetson	W	5-0 (6)
3/26	#24 Florida State*	W	2-0
3/26	#24 Florida State*	W	3-1
3/27	#24 Florida State*	W	5-0
3/30	at Chattanooga	L	0-1
3/30	at Chattanooga	W	7-1
4/3	at Virginia*	W	3-0
4/3	at Virginia*	L	4-6
4/6	at Alabama State	W	5-1
4/9	NC State*	W	4-0
4/9	NC State*	W	9-2
4/10	NC State*	W	2-1
4/16	UAB	W	8-4
4/16	UAB	W	9-0 (5)
4/19	at #12 Georgia	W	4-3
4/20	at Georgia State	W	7-0
4/23	at Virginia Tech*	L	5-9
4/23	at Virginia Tech*	W	10-3
4/27	Georgia Southern	W	2-0
4/29	at Maryland*	W	3-2
4/29	at Maryland*	L	1-2
5/9	Troy	W	4-2
5/9	Troy	L	2-8
5/12	NC State (#40)	W	2-0
5/14	Virginia (#40)	W	3-0
5/15	Virginia Tech (#40)	W	1-0
5/20	Kansas (!37)	W	3-1 (9)
5/21	at #8 Georgia (!37)	L	1-8
5/21	Kansas (!37)	W	5-2
5/22	at #8 Georgia (!37)	L	1-2

10 - Buzz Classic, Marietta, Ga.

26 - FAU Worth Invitational, Boca Raton, Fla.

34 - Lady Panther Invite, Panthersville, Ga.

35 - NFCA Leadoff Classic, Columbus, Ga.

!37 - NCAA Tournament Game, Athens, Ga.

38 - Yellow Jacket Invitational, Atlanta, Ga.

39 - UCF Tournament, Orlando, Fla.

#40 - ACC Tournament, College Park, Md.

NCAA REGIONALS

2006	48-22, 12-9 ACC		
DATE	OPPONENT	W/L	SCORE
2/10	#18 Missouri	W	11-6
2/10	#18 Missouri	L	5-8
2/11	#18 Missouri	L	3-9
2/15	Chattanooga	W	7-2
2/15	Chattanooga	W	7-1
2/18	at Georgia State (34)	W	12-4 (5)
2/18	Kennesaw State (34)	L	4-5
2/19	Eastern Kentucky (34)	W	8-0 (5)
2/19	Georgia State (34)	W	9-4
2/24	#4 Alabama (35)	L	2-3
2/24	Hofstra (35)	W	3-1
2/28	Gardner-Webb	W	2-0
2/28	Gardner-Webb	W	10-2 (5)
3/3	East Tennessee State (10)	W	11-2 (5)
3/3	Marshall (10)	W	12-6
3/4	Austin Peay (10)	W	14-6 (6)
3/4	Connecticut (10)	W	4-0
3/4	UTEP (10)	W	10-1 (5)
3/5	South Dakota State (10)	W	8-1
3/5	Radford (10)	W	6-4
3/5	NC State (10)	W	7-1
3/9	Michigan State (41)	L	2-3
3/9	South Florida (41)	W	7-6
3/10	Long Island (41)	W	5-2
3/10	Boston University (41)	W	9-1 (5)
3/11	Wright State (41)	W	8-0 (5)
3/11	Illinois-Chicago (41)	W	5-2
3/12	Massachusetts (41)	L	1-2
3/18	Maryland*	W	4-1
3/18	Maryland*	W	9-0
3/19	Maryland*	W	5-1
3/21	at #19 Baylor	W	8-0 (5)
3/22	at #3 Texas	L	0-1
3/22	at #3 Texas	L	3-5
3/25	Virginia*	W	10-2 (5)
3/25	Virginia*	W	7-4
3/26	Virginia*	L	4-5
3/29	#10 Georgia	W	6-4
3/29	#10 Georgia	L	7-15
4/1	at Florida State*	L	1-9 (5)
4/1	at Florida State*	W	8-3
4/2	at Florida State*	L	4-7
4/5	at Chattanooga	W	11-7
4/5	at Chattanooga	W	7-6
4/8	at NC State*	L	1-9
4/8	at NC State*	W	4-3
4/9	at NC State*	L	3-7
4/11	Georgia Southern	W	8-0 (5)
4/12	Furman	W	6-5
4/12	Furman	W	11-3 (6)
4/15	Boston College*	W	12-11
4/15	Boston College*	W	10-4
4/16	Boston College*	W	15-7 (5)
4/22	at #20 North Carolina*	L	4-5
4/22	at #20 North Carolina*	W	1-0 (8)
4/23	at #20 North Carolina*	L	2-4
4/26	at Georgia Southern	W	3-2
4/26	at Georgia Southern	W	3-0
4/29	#25 Virginia Tech*	L	2-4
4/29	#25 Virginia Tech*	L	1-4
4/30	#25 Virginia Tech*	W	3-2
5/11	Florida State (#42)	L	1-10 (5)
5/12	Boston College (#42)	W	7-3
5/12	Virginia (#42)	W	11-2 (5)
5/13	Florida State (#42)	W	4-3
5/13	Florida State (#42)	L	4-7
5/19	Florida A&M (!33)	W	9-3
5/20	at #4 Alabama (!33)	L	5-8
5/20	Florida A&M (!33)	W	10-7

YEAR-BY-YEAR RESULTS

5/21 at #4 Alabama (!33) L 2-7

10 - Buzz Classic, Marietta, Ga.
 !33 - NCAA Tournament Game, Tuscaloosa, Ala.
 34 - Lady Panther Invite, Panthersville, Ga.
 41 - USF Adidas Invitational, Clearwater, Fla.
 #42 - ACC Tournament, Chapel Hill, N.C.

SHARON PERKINS

Head Coach: 2007-13

Seasons: 7

Record: 290-138 (.678)

NCAA REGIONALS

2007 54-16, 14-6 ACC

DATE	OPPONENT	W/L	SCORE
2/10	Georgia Southern	W	7-2
2/10	Georgia Southern	W	8-0 (6)
2/14	Troy	L	2-4
2/17	Georgetown (43)	W	17-0 (5)
2/17	Miami (Ohio) (43)	W	10-0 (5)
2/18	Evansville (43)	W	7-5
2/18	at Kennesaw State (43)	W	8-2
2/20	Gardner-Webb	W	12-1 (5)
2/20	Gardner-Webb	W	9-4
2/23	#16 Baylor (35)	W	10-7
2/23	DePaul (35)	W	8-3
2/24	#24 Massachusetts (35)	W	3-0
2/24	#19 Florida (35)	L	1-5
2/25	Tennessee Tech (35)	W	4-2
2/27	Oakland	W	14-6 (6)
2/28	Chattanooga	W	8-0 (6)
2/28	Chattanooga	W	6-5
3/2	New Mexico (44)	W	11-3 (6)
3/2	Indiana State (44)	L	1-4
3/3	Lipscomb (44)	W	11-1 (5)
3/3	Centenary (44)	W	8-1
3/4	Middle Tennessee State (44)	W	8-6
3/4	Iowa (44)	W	6-0
3/8	Indiana (41)	W	16-8 (6)
3/8	Northern Illinois (41)	W	4-1
3/9	Massachusetts (41)	W	5-1
3/9	Tennessee Tech (41)	W	6-0
3/10	Illinois-Chicago (41)	L	3-4
3/10	Oklahoma State (41)	W	4-3
3/11	Hofstra (41)	L	7-9
3/14	Houston	W	2-1
3/17	at Virginia Tech*	L	0-6
3/17	at Virginia Tech*	L	1-3
3/18	at Virginia Tech*	W	21-1 (5)
3/21	at San Diego State	L	4-5
3/21	at San Diego State	L	0-1
3/24	#23 NC State*	W	11-10
3/24	#23 NC State*	W	4-1
3/25	#23 NC State*	L	6-9
3/28	at #22 Georgia	W	5-4
3/28	at #22 Georgia	W	4-1
3/31	#23 North Carolina*	L	2-4 (12)
3/31	#23 North Carolina*	W	5-4
4/1	#23 North Carolina*	L	4-6
4/4	at Furman	W	5-0
4/4	at Furman	W	8-1
4/7	Florida State*	L	0-8
4/7	Florida State*	W	9-1 (6)
4/8	Florida State*	W	7-6
4/12	Western Carolina	W	7-1
4/14	at Maryland*	W	7-3
4/14	at Maryland*	W	7-2
4/18	Kennesaw State	W	5-0
4/18	Kennesaw State	W	8-0 (5)
4/21	at Boston College*	W	4-3

4/21	at Boston College*	W	6-3
4/22	at Boston College*	W	12-0 (5)
4/25	at Georgia State	W	6-2
4/25	at Georgia State	W	4-1
4/27	at Virginia*	W	12-3 (5)
4/27	at Virginia*	W	15-0 (5)
4/28	at Virginia*	W	11-10
5/7	Mercer	W	4-1
5/10	Maryland (#6)	W	5-1
5/11	Boston College (#6)	W	4-0
5/12	Florida State (#6)	W	7-3
5/13	#15 Virginia Tech (#6)	L	0-2
5/18	#18 Texas (!45)	W	3-2
5/19	at #19 Florida (!45)	L	0-8 (5)
5/19	#18 Texas (!45)	L	2-4

#6 - ACC Tournament, Tallahassee, Fla.
 35 - NFCA Leadoff Classic, Columbus, Ga.
 41 - USF Adidas Invitational, Clearwater, Fla.
 43 - KSU Invitational, Kennesaw, Ga.
 44 - Buzz Classic, Woodstock, Ga.
 !45 - NCAA Tournament Game, Gainesville, Fla.

NCAA REGIONALS

2008 32-31, 9-11 ACC

DATE	OPPONENT	W/L	SCORE
2/9	Lipscomb (46)	L	9-11
2/9	Georgia State (46)	L	3-11 (6)
2/10	UT-Martin (46)	W	2-0
2/11	Lipscomb (46)	W	2-1
2/14	at #2 Alabama	L	0-6
2/15	Middle Tennessee State (47)	W	2-1
2/15	New Mexico (47)	L	0-1
2/16	at #2 Alabama (47)	L	5-9
2/16	New Mexico (47)	W	6-0
2/22	South Carolina (48)	L	0-1
2/22	Hofstra (48)	L	0-4
2/23	Wright State (48)	W	5-0
2/24	at South Florida (48)	L	0-1
2/29	Auburn (35)	L	2-3
2/29	#2 Texas A&M (35)	L	0-2
3/1	Hofstra (35)	W	7-2
3/1	UNC-Charlotte (35)	L	2-6
3/2	#19 DePaul (35)	L	1-2
3/5	Virginia*	L	3-8
3/5	Virginia*	L	1-2
3/6	Virginia*	W	6-3
3/9	Vermont (49)	W	5-4 (8)
3/9	at Mercer (49)	L	1-2
3/12	at Kennesaw State	W	8-0 (5)
3/12	at Kennesaw State	L	3-6
3/15	#24 Virginia Tech*	L	2-4
3/16	#24 Virginia Tech*	L	2-4
3/16	#24 Virginia Tech*	W	7-3
3/18	at Tennessee Tech	L	4-5
3/18	at Tennessee Tech	L	0-8 (5)
3/20	at Winthrop	L	1-5
3/20	at Winthrop	W	3-2
3/22	at Coastal Carolina	W	2-1
3/22	at Coastal Carolina	W	10-2 (5)
3/25	Furman	W	7-0
3/25	Furman	W	9-0 (5)
3/29	at #19 North Carolina*	L	1-3
3/29	at #19 North Carolina*	L	2-6
4/3	Western Carolina	W	4-0
4/3	Western Carolina	W	8-1
4/5	at NC State*	L	3-8
4/6	at NC State*	L	1-6
4/6	at NC State*	L	6-9
4/9	#17 Georgia	W	6-4
4/9	#17 Georgia	W	4-3
4/12	at Florida State*	W	5-2

4/12	at Florida State*	L	2-10 (5)
4/13	at Florida State*	W	6-2
4/16	at Georgia Southern	W	5-0
4/16	at Georgia Southern	W	10-4
4/19	Boston College*	W	9-1(6)
4/19	Boston College*	L	2-3
4/20	Boston College*	W	7-6
4/23	Georgia State	W	9-1(5)
4/23	Georgia State	W	4-1
4/26	Maryland*	W	2-0
4/26	Maryland*	W	4-2
4/27	Maryland*	W	4-3
5/8	NC State (#40)	L	0-1
5/9	Virginia (#40)	W	5-3
5/16	at #1 Florida (!45)	L	2-7
5/17	South Florida (!45)	W	9-2
5/18	UCF (!45)	L	1-7

35 - NFCA Leadoff Classic, Columbus, Ga.
 #40 - ACC Tournament, College Park, Md.
 !45 - NCAA Tournament Game, Gainesville, Fla.
 46 - Georgia State First Pitch Classic, Panthersville, Ga.
 47 - Hampton Inn Crimson Classic, Tuscaloosa, Ala.
 48 - USF Louisville Slugger Tournament, Tampa, Fla.
 49 - Mercer Spring Break Tournament, Macon, Ga.

ACC REGULAR SEASON CHAMPIONS

ACC TOURNAMENT CHAMPIONS

NCAA REGIONALS

NCAA SUPER REGIONALS

2009 46-15, 17-3 ACC

DATE	OPPONENT	W/L	SCORE
2/7	at Georgia State	W	8-1
2/7	at Georgia State	W	7-1
2/8	at Furman	L	1-2
2/8	at Furman	W	9-1
2/13	Florida Atlantic (50)	W	13-2 (5)
2/13	South Alabama (50)	W	5-2
2/14	Texas Tech (50)	W	8-1
2/15	at #2 Florida (50)	L	1-11 (6)
2/20	UNLV (51)	L	3-4
2/20	Loyola Marymount (51)	W	5-0
2/21	Oregon (51)	L	0-3
2/21	Cal Poly (51)	L	0-2
2/22	Oregon State (51)	W	6-0
2/25	at Kennesaw State	W	8-0 (6)
3/6	Mercer (44)	W	4-1
3/6	Purdue (44)	L	2-4
3/7	Toledo (44)	W	11-1 (5)
3/7	Jacksonville State (44)	W	3-0
3/8	Western Kentucky (44)	W	5-0
3/10	UT-Martin	W	2-1
3/10	UT-Martin	W	7-5
3/17	Western Carolina	W	10-1 (5)
3/17	Western Carolina	W	8-0 (5)
3/18	Winthrop	W	6-4
3/18	Winthrop	W	7-1
3/21	at Virginia Tech*	W	13-0 (5)
3/21	at Virginia Tech*	W	8-5 (10)
3/22	at Virginia Tech*	L	2-3
3/24	Georgia Southern	W	9-1 (6)
3/24	Georgia Southern	L	5-6
3/26	Georgia State	W	8-0 (5)
3/26	Georgia State	W	6-0
3/28	#19 Florida State*	W	8-3
3/28	#19 Florida State*	W	3-0
3/29	#19 Florida State*	L	4-5 (8)
4/4	at Boston College*	L	0-1
4/4	at Boston College*	W	12-1 (5)
4/5	at Boston College*	W	7-3
4/8	at #8 Georgia	L	5-7
4/10	NC State*	W	8-0 (5)

YEAR-BY-YEAR RESULTS

4/10	NC State*	W	4-1
4/11	NC State*	W	5-0
4/14	Kennesaw State	W	8-6
4/18	at Virginia*	W	14-1 (5)
4/18	at Virginia*	W	13-4 (5)
4/19	at Virginia*	W	5-3
4/22	#5 Alabama	L	0-8 (5)
4/22	#5 Alabama	L	0-10 (6)
4/25	#12 North Carolina*	W	6-0
4/25	#12 North Carolina*	W	3-2 (8)
4/26	#12 North Carolina*	W	3-2
5/2	at Maryland*	W	9-2
5/2	at Maryland*	W	8-0 (5)
5/8	Virginia (#16)	W	7-0
5/9	Virginia Tech (#16)	W	14-4
5/10	#16 Florida State (#16)	W	3-1
5/15	Boston University (!)	W	5-1
5/16	Auburn (!)	W	4-1
5/17	Boston University (!)	W	7-2
5/23	#3 Washington (&)	L	1-7
5/24	#3 Washington (&)	L	0-7

! - NCAA Tournament, Atlanta, Ga.

& - Super Regional, Atlanta, Ga.

#16 - ACC Tournament, Raleigh, N.C.

44 - Buzz Classic, Woodstock, Ga.

50 - Lipton Invitational, Gainesville, Fla.

51 - Cathedral City Classic, Cathedral City, Calif.

ACC REGULAR SEASON CHAMPIONS

ACC TOURNAMENT CHAMPIONS

NCAA REGIONALS

2010 51-11, 19-2 ACC

DATE	OPPONENT	W/L	SCORE
2/13	Canisius (52)	W	9-0 (5)
2/13	#3 Florida (52)	W	3-0
2/14	East Carolina (52)	W	3-0
2/14	Florida Gulf Coast (52)	W	10-5
2/19	#21 Northwestern (53)	W	9-6
2/19	BYU (53)	W	10-9 (8)
2/20	Hawaii (53)	W	11-2 (6)
2/20	Long Beach State (53)	W	12-3 (5)
2/21	#11 California (53)	L	1-4
2/24	Kennesaw State	W	8-3
2/26	UCF (35)	W	1-0
2/26	Nebraska (35)	L	0-2
2/27	Arkansas (35)	W	11-2 (5)
2/27	#18 La.-Lafayette (35)	W	7-1
2/28	Iowa (35)	W	9-8 (8)
3/5	Seton Hall (44)	W	16-0 (5)
3/6	James Madison (44)	W	11-0 (6)
3/6	#23 Kentucky (44)	W	6-3
3/7	Dartmouth (44)	W	8-1
3/7	Mississippi (44)	W	1-0
3/9	at Georgia State	W	7-3
3/13	Mercer (54)	W	8-2
3/13	Fordham (54)	L	1-2 (8)
3/14	Georgia State (54)	W	7-1
3/14	Mercer (54)	W	10-5
3/20	at #20/16 North Carolina*	W	16-1 (5)
3/20	at #20/16 North Carolina*	L	3-8
3/21	at #20/16 North Carolina*	W	5-0
3/23	at Houston	W	7-1
3/23	at Houston	L	1-2
3/24	at #19/17 Texas A&M	W	4-0
3/27	Maryland*	W	9-8
3/27	Maryland*	W	3-1
3/28	Maryland*	W	1-0
4/2	Virginia Tech*	W	15-1 (5)
4/2	Virginia Tech*	W	3-1
4/3	Virginia Tech*	W	9-1 (6)
4/7	vs. #15/12 Georgia	L	4-5

4/10	Virginia*	W	5-2
4/10	Virginia*	W	5-3
4/11	Virginia*	W	8-9 (5)
4/13	Georgia Southern	W	14-2 (5)
4/13	Georgia Southern	W	5-4
4/14	at Kennesaw State	W	7-3
4/17	Boston College*	W	9-0 (5)
4/17	Boston College*	W	11-3 (5)
4/18	Boston College*	W	4-0
4/21	at #12/10 Georgia	L	3-6
4/24	at #24/20 Florida State*	W	14-1
4/24	at #24/20 Florida State*	L	2-6
4/25	at #24/20 Florida State*	W	5-2
4/28	at #4/4 Alabama	L	1-13 (5)
5/1	at NC State*	W	11-4
5/1	at NC State*	W	9-2
5/2	at NC State*	W	8-1
5/14	Boston College (#55)	W	8-0 (5)
5/15	North Carolina (#55)	W	8-0 (5)
5/16	#25/24 Florida State (#55)	W	8-4
5/21	Jacksonville State (!)	W	5-3
5/22	Oregon (!)	L	2-11 (5)
5/22	Auburn (!)	W	4-1
5/23	Oregon (!)	L	3-4 (8)

! - NCAA Tournament, Atlanta, Ga.

35 - NFCA Leadoff Classic, Clearwater, Fla.

44 - Buzz Classic, Woodstock, Ga.

52 - USF DeMarini Tournament, Clearwater, Fla.

53 - Louisville Slugger Desert Classic, Las Vegas, Nev.

54 - Springhill Suites Buckhead Classic, Atlanta, Ga.

#55 - ACC Tournament, Blacksburg, Va.

ACC REGULAR SEASON CHAMPIONS

NCAA REGIONALS

2011 45-12, 18-2 ACC

DATE	OPPONENT	W/L	SCORE
2/11	Florida Atlantic (56)	W	3-2
2/11	Chattanooga (56)	W	6-1
2/12	Fordham (56)	W	6-0
2/12	Chattanooga (56)	W	6-1
2/13	Fordham (56)	W	3-1
2/18	Illinois (57)	W	5-4
2/18	at FIU (57)	L	1-9
2/19	Providence (57)	W	7-0
2/19	Pittsburgh (57)	L	1-2
2/20	at FIU (57)	L	3-4 (6)
2/23	at Kennesaw State	L	1-4
3/1	at Georgia State	W	3-0
3/2	Niagara	W	12-3 (5)
3/4	Jacksonville State (44)	W	4-3
3/4	Evansville (44)	W	18-1 (5)
3/6	UAB (44)	W	8-0
3/8	Penn State (58)	W	2-0
3/11	Bowling Green (54)	W	10-0 (5)
3/12	Penn State (54)	W	6-0
3/13	Belmont (54)	W	12-2 (5)
3/13	Georgia State (54)	W	1-0
3/15	Georgia Southern	W	13-0 (5)
3/15	Georgia Southern	W	10-0 (5)
3/18	Lipscomb (59)	W	5-1
3/18	at Coastal Carolina (59)	W	12-0 (6)
3/19	Kansas (59)	L	2-3 (8)
3/19	Lipscomb (59)	W	4-3
3/20	Providence (59)	W	6-4
3/22	at Winthrop	W	12-2
3/22	at Winthrop	W	10-4
3/26	NC State*	W	5-4
3/26	NC State*	W	8-4
3/27	NC State*	W	14-0 (5)
3/30	at #2/2 Georgia	L	2-10 (5)
4/2	at Maryland*	W	5-2

4/2	at Maryland*	W	4-3
4/3	at Maryland*	W	2-0
4/6	Kennesaw State	W	6-1
4/9	at Virginia Tech*	L	2-4
4/10	at Virginia Tech*	W	8-5 (9)
4/10	at Virginia Tech*	W	11-3 (6)
4/13	#4/5 Georgia	L	8-10
4/16	North Carolina*	W	6-4
4/16	North Carolina*	W	7-5
4/17	North Carolina*	W	3-2
4/23	at Virginia	W	8-0
4/23	at Virginia	W	9-2
4/30	at Boston College*	W	2-1
4/30	at Boston College*	W	11-2 (5)
5/1	at Boston College*	W	9-7
5/7	Florida State*	W	11-3 (5)
5/7	Florida State*	W	7-2
5/8	Florida State*	L	4-9
5/13	Virginia (#)	L	0-6
5/20	Oklahoma State (!60)	L	1-2
5/21	Liberty (!60)	W	4-3
5/21	Tennessee (!60)	L	0-7

- ACC Tournament, Atlanta, Ga.

44 - Buzz Classic, Woodstock, Ga.

56 - NTC Elite Tournament, Clermont, Fla.

57 - Felsberg Memorial Tournament, Miami, Fla.

58 - at Kennesaw, Ga.

59 - Chanticleer Challenge, Myrtle Beach, S.C.

!60 - NCAA Tournament, Knoxville, Tenn.

ACC TOURNAMENT CHAMPIONS

NCAA REGIONALS

2012 37-23, 12-8 ACC

DATE	OPPONENT	W/L	SCORE
2/10	Oregon State (61)	W	9-8
2/10	#8 Arizona (61)	W	2-1
2/11	Cal Poly (61)	W	8-5
2/11	San Diego State (61)	L	2-3
2/12	#20 Nebraska (61)	W	6-5
2/15	Furman	W	4-2
2/15	Furman	W	8-2
2/17	#2 Alabama (62)	L	9-12
2/17	#4 Oklahoma (62)	W	1-0
2/19	Auburn (62)	L	5-12
2/24	DePaul (63)	L	2-4
2/24	#9 Tennessee (63)	L	0-9
2/25	Massachusetts (63)	L	0-1
2/25	Mississippi State (63)	L	3-5
2/26	Illinois State (63)	W	6-0
2/29	at Georgia State	L	1-2
3/2	Winthrop (44)	W	5-0
3/3	Western Kentucky (44)	W	5-3
3/3	UT-Martin (44)	W	8-6 (8)
3/4	Southeastern Louisiana (44)	W	8-0 (6)
3/4	Elon (44)	L	3-6
3/6	Western Carolina	W	4-2
3/6	Western Carolina	W	9-4
3/8	SIUE	W	9-1 (6)
3/10	Virginia*	L	1-3
3/10	Virginia*	L	2-13 (5)
3/11	Virginia*	L	1-3
3/14	#8 Georgia	W	2-0
3/15	Jacksonville State	L	6-13
3/17	Boston College*	W	8-0 (5)
3/17	Boston College*	W	9-4
3/18	Boston College*	W	4-0
3/20	at LSU	L	1-2
3/22	at #8 La-Lafayette	L	11-12
3/22	at #8 La-Lafayette	L	2-10 (5)
3/28	Kennesaw State	W	9-1 (5)
3/31	at NC State*	W	6-4

YEAR-BY-YEAR RESULTS

3/31	at NC State*	W	6-3
4/1	at NC State*	W	5-2
4/4	at Kennesaw State	W	6-3 (6)
4/7	Maryland*	W	6-1
4/7	Maryland*	W	9-6
4/8	Maryland*	W	5-0
4/10	Georgia Southern	W	1-0
4/10	Georgia Southern	W	5-1
4/11	Georgia State	W	3-2
4/15	at #21 Florida State*	W	5-4
4/15	at #21 Florida State*	L	6-7
4/16	at #21 Florida State*	L	3-4
4/21	at #21 North Carolina*	L	2-3
4/21	at #21 North Carolina*	L	4-6
4/28	Virginia Tech*	W	5-0
4/28	Virginia Tech*	L	2-5
4/29	Virginia Tech*	W	5-0
5/10	Virginia (#42)	W	6-4
5/11	#19 Florida State (#42)	W	9-1
5/12	Virginia Tech (#42)	W	9-1 (5)
5/18	South Alabama (I33)	L	3-4
5/19	UT-Martin (I33)	W	9-1
5/19	South Alabama (I33)	L	1-10 (5)

I33 - NCAA Tournament, Tuscaloosa, Ala.
44 - Buzz Classic, Woodstock, Ga.
#42 - ACC Tournament, Chapel Hill, N.C.
61 - Kajikawa Classic, Tempe, Ariz.
62 - ACC/SEC/Big 12 Challenge, Auburn, Ala.
63 - NFCA Leadoff Classic, Clearwater, Fla.

4/10	at Mercer	L	1-9 (5)
4/13	Maryland*	L	6-8
4/13	Maryland*	W	5-4
4/14	Maryland*	L	5-14 (5)
4/18	Southern Miss	W	4-0
4/18	Southern Miss	W	7-1
4/21	at #25 North Carolina*	L	1-7
4/21	at #25 North Carolina*	W	8-5
4/22	at #25 North Carolina*	L	6-11
4/24	Kennesaw State	L	8-9
4/27	#22 Florida State*	L	1-4 (8)
4/27	#22 Florida State*	L	1-8 (6)
5/4	at Boston College*	W	12-3 (6)
5/4	at Boston College*	W	10-5
5/5	at Boston College*	W	12-3
5/9	North Carolina (#6)	L	2-6

#6 - ACC Tournament, Tallahassee, Fla.
51 - Cathedral City Classic, Cathedral City, Calif.
64 - GT-KSU Invite, Atlanta, Ga.
65 - GT Classic, Atlanta, Ga.
66 - Citrus Classic, Orlando, Fla.

SHELLY HOERNER

Head Coach: 2014-17

Seasons: 3

Record: 80-125 (.390)

2013	25-30, 10-10 ACC		
DATE	OPPONENT	W/L	SCORE
2/8	Eastern Michigan (64)	W	12-0
2/8	Butler (64)	W	24-4 (5)
2/9	Missouri State (64)	W	8-7
2/9	Coastal Carolina (64)	W	2-1
2/10	Coastal Carolina (64)	W	11-3 (5)
2/15	Marshall (65)	W	7-6
2/15	Miami (Ohio) (65)	W	10-8
2/16	Indiana (65)	L	1-4
2/16	Miami (Ohio) (65)	W	6-4
2/17	Indiana (65)	L	2-10
2/20	Mercer	L	9-10
2/22	Northwestern (51)	L	2-3
2/22	#8 California (51)	L	0-8 (6)
2/23	#5 Florida (51)	L	3-5
2/23	Oregon State (51)	L	1-9
2/24	Illinois (51)	W	1-0
2/27	at Jacksonville State	W	9-7 (9)
3/1	Fordham (66)	L	10-11 (9)
3/1	#14 Michigan (66)	L	1-6
3/2	#15/16 Louisville (66)	L	3-6
3/2	Notre Dame (66)	L	2-6
3/3	Temple (66)	W	17-8 (6)
3/9	at Virginia*	W	7-3
3/9	at Virginia*	W	5-2
3/10	at Virginia*	L	2-4
3/13	#25 Georgia	L	1-14
3/19	at SIUE	L	1-2
3/19	at SIUE	L	0-1
3/20	at SEMO	W	9-4
3/23	at #7 Missouri	L	0-8 (5)
3/23	at #7 Missouri	L	0-16 (5)
3/27	at Kennesaw State	W	17-3 (5)
3/29	NC State*	W	7-2
3/29	NC State*	W	7-5
3/30	NC State*	L	4-12
4/3	at Georgia	L	1-20 (5)
4/6	at Virginia Tech*	L	7-2
4/6	at Virginia Tech*	L	2-10 (5)
4/7	at Virginia Tech*	W	10-4

2014	23-24, 11-17 ACC		
DATE	OPPONENT	W/L	SCORE
2/8	Missouri State	W	3-0
2/8	Missouri State	L	3-6
2/9	Missouri State	W	7-1
2/15	Indiana (34)	W	5-1
2/15	ETSU (34)	W	18-7 (5)
2/16	Bowling Green (34)	W	3-0
2/16	UT-Martin (34)	W	8-5
2/21	Stony Brook (64)	W	11-2 (6)
2/22	#21 Tulsa (64)	L	3-11
2/22	#21 Tulsa (64)	W	2-1
2/23	Stony Brook (64)	W	8-4
2/23	Georgia State (64)	W	5-1
3/1	Boston College*	W	6-1
3/1	Boston College*	L	3-13 (5)
3/2	Boston College*	L	2-6
3/5	Troy	W	2-1
3/8	#21 Notre Dame*	L	0-3
3/8	#21 Notre Dame*	W	7-3
3/9	#21 Notre Dame *	L	0-12 (5)
3/12	Virginia*	W	10-2 (6)
3/12	Virginia*	W	3-2 (8)
3/15	at Maryland*	W	7-4
3/15	at Maryland*	W	4-1
3/16	at Maryland*	W	7-6
3/19	at NC State*	L	4-5
3/19	at NC State*	L	3-10
3/21	at Syracuse* (in Atlanta)	L	0-1
3/22	at Syracuse* (in Atlanta)	L	4-5
3/22	at Syracuse* (in Atlanta)	W	15-3 (5)
3/26	at Kennesaw State	L	3-8
4/2	at #15 Georgia	L	7-9
4/5	Virginia Tech*	L	0-7
4/5	Virginia Tech*	L	2-5
4/6	Virginia Tech*	L	5-6
4/8	Georgia State	L	5-10
4/12	North Carolina*	W	6-2
4/12	North Carolina*	W	9-6
4/13	North Carolina*	L	6-15
4/16	#13 Georgia	L	1-15 (5)
4/19	at Pittsburgh*	L	3-4
4/19	at Pittsburgh*	L	1-3
4/20	at Pittsburgh*	W	7-1
4/23	Kennesaw State	W	8-0 (5)
4/26	at #6 Florida State*	L	1-5
4/26	at #6 Florida State*	L	0-4
4/27	at #6 Florida State*	L	0-3

5/8	#4 Florida State (#40)	L	5-11
-----	------------------------	---	------

#40 - ACC Tournament, College Park, Md.
34 - Panther Invite, Atlanta, Ga.
64 - GT-KSU Invite, Atlanta, Ga.

2015	16-34, 6-18 ACC		
DATE	OPPONENT	W/L	SCORE
2/6	Kansas (26)	L	2-4
2/6	LIU Brooklyn (26)	L	3-4
2/7	Penn State (26)	L	2-3
2/7	at Florida Atlantic (26)	L	0-2
2/8	Arkansas (26)	L	0-2
2/13	#7 Michigan (67)	L	0-10 (5)
2/13	#20 Nebraska (67)	W	11-2 (5)
2/14	#20 Nebraska (67)	W	10-2 (5)
2/14	Western Kentucky (67)	L	1-4
2/15	#7 Michigan (67)	L	2-10 (5)
2/20	Mount St. Mary's (68)	W	10-0 (5)
2/20	Mount St. Mary's (68)	W	12-2 (5)
2/21	Savannah State (68)	W	15-7 (5)
2/21	Savannah State (68)	W	18-0 (5)
2/22	Mount St. Mary's (68)	W	2-0
2/28	Louisville*	L	1-6
2/28	Louisville*	L	4-5
3/1	Louisville*	L	2-15 (6)
3/3	at Troy	L	3-4 (11)
3/7	at Virginia*	W	4-3
3/7	at Virginia*	W	7-5
3/8	at Virginia*	W	7-1
3/11	Jacksonville State	L	1-2
3/14	Pittsburgh*	L	2-3
3/14	Pittsburgh*	W	9-1 (5)
3/15	Pittsburgh*	L	4-7
3/18	#8 Georgia	L	0-14 (5)
3/21	at Notre Dame*	L	1-6
3/21	at Notre Dame*	L	0-13 (5)
3/22	at Notre Dame*	L	0-5
3/24	at Georgia State	L	6-7
3/25	at #5 Alabama	L	0-11 (6)
3/28	NC State*	W	5-3
3/28	NC State*	L	1-7
3/29	NC State*	L	0-10 (5)
4/1	at Kennesaw State	W	3-0
4/3	at #22 Texas A&M	L	0-1
4/4	at #22 Texas A&M	W	5-4 (8)
4/4	at #22 Texas A&M	L	0-11 (5)
4/8	at #12 Georgia	L	0-3
4/11	at North Carolina*	L	1-12 (5)
4/11	at North Carolina*	L	0-1
4/12	at North Carolina*	L	0-5
4/15	at Jacksonville State	W	5-3
4/18	at Boston College*	W	10-2 (5)
4/18	at Boston College*	L	0-1
4/19	at Boston College*	L	2-5
4/25	#10 Florida State*	L	1-2 (8)
4/25	#10 Florida State*	L	2-3
4/26	#10 Florida State*	L	1-8

26 - Florida Atlantic Worth Invitational, Boca Raton, Fla.
67 - Florida State Unconquered Invitational, Tallahassee, Fla.
68 - GT-GSU Invitational, Atlanta, Ga.

2016	22-33, 7-16 ACC		
DATE	OPPONENT	W/L	SCORE
2/17	at Georgia State	L	2-3 (12)
2/19	vs. Ohio State (^69)	L	0-6
2/20	vs. Ohio State (^69)	L	3-4 (8)
2/20	vs. Purdue (^69)	L	0-3
2/21	vs. Purdue (^69)	L	3-4
2/23	St. John's	L	4-5 (6)
2/26	at UC Santa Barbara (70)	L	4-6
2/26	vs. Southern Utah (70)	W	5-1
2/27	at UC Santa Barbara (70)	L	0-4
2/27	vs. Southern Utah (70)	W	2-0 (5)
2/28	vs. South Carolina (70)	L	1-3
3/2	Mercer	W	2-1
3/2	Mercer	W	4-0
3/5	at Louisville*	L	3-12 (5)
3/5	at Louisville*	W	5-2
3/6	at Louisville*	L	4-5

YEAR-BY-YEAR RESULTS

3/11	Boston College*	L	4-8
3/12	Boston College*	L	1-4 (11)
3/12	Boston College*	L	0-9 (5)
3/14	NC Central	W	3-2
3/15	NC Central	W	7-0
3/16	Tennessee State	W	6-0
3/16	Tennessee State	W	5-0
3/18	vs. Chattanooga (71)	W	3-2
3/18	at USF (71)	L	0-8 (5)
3/19	vs. Hartford (71)	L	3-4
3/19	vs. LIU Brooklyn (71)	W	4-0
3/20	vs. Northwestern (71)	W	3-2
3/23	at UCF	L	0-1
3/25	Virginia Tech*	L	0-1
3/26	Virginia Tech*	L	0-5
3/26	Virginia Tech*	W	1-0
3/29	at #9 Georgia	L	0-5
4/2	at Syracuse*	L	7-8 (13)
4/2	at Syracuse*	W	6-4 (8)
4/6	Georgia State	W	4-3
4/9	vs. North Texas (72)	W	8-4
4/9	at Kansas (72)	L	0-10 (5)
4/10	vs. North Texas (72)	L	2-10 (5)
4/10	at Kansas (72)	L	1-12 (5)
4/13	#10 Georgia	L	0-15 (5)
4/16	at Pittsburgh*	L	3-4 (10)
4/16	at Pittsburgh*	W	9-8
4/17	at Pittsburgh*	L	4-9
4/20	Troy	W	2-1
4/23	Virginia*	L	0-6
4/23	Virginia*	L	1-13 (5)
4/24	Virginia*	W	8-6 (11)
4/26	at Kennesaw State	W	4-0
4/30	at NC State*	L	5-7
4/30	at NC State*	W	7-3
5/1	at NC State*	W	5-3
5/7	North Carolina*	L	0-7
5/8	North Carolina*	L	3-8
5/8	North Carolina*	L	1-7

^69 - ACC/Big Ten Challenge, Atlanta, Ga.

70 - Gaucho Classic, Santa Barbara, Calif.

71 - Clearwater Spring Break Tournament, Tampa, Fla.

72 - Kansas Round Robin, Lawrence, Kan.

2017 19-34, 8-16 ACC

DATE	OPPONENT	W/L	SCORE
2/9	vs. #24 Cal (73)	L	1-8
2/10	vs. Illinois (73)	L	1-10
2/11	vs. #24 Cal (73)	L	8-10
2/11	vs. Illinois (73)	L	2-4
2/12	vs. North Carolina (73)	L	3-7
2/15	at Georgia State	W	8-3
2/17	vs. Penn State (^69)	L	2-3
2/18	vs. Penn State (^69)	L	3-8
2/18	vs. Iowa (^69)	W	3-2
2/19	vs. Iowa (^69)	W	6-5
2/22	Jacksonville State	L	1-7
2/24	vs. Omaha (21)	W	5-1
2/24	vs. Omaha (21)	W	2-1 (8)
2/25	vs. Radford (21)	L	0-4
2/25	vs. Radford (21)	W	3-0
2/26	vs. Illinois (21)	L	6-10
3/3	at #1 Florida State*	L	0-4
3/4	at #1 Florida State*	L	8-13
3/5	at #1 Florida State*	L	0-8 (5)
3/8	Michigan State	L	3-7
3/11	Notre Dame*	W	8-7 (9)
3/11	Notre Dame*	W	9-8 (9)
3/12	Notre Dame*	L	6-8 (8)
3/14	SEMO	L	1-6
3/17	Syracuse*	W	8-7 (10)
3/18	Syracuse*	L	2-6
3/19	Syracuse*	L	5-7 (8)
3/22	at North Florida	L	3-5
3/22	at North Florida	L	0-8 (6)
3/25	North Dakota State	L	6-8 (12)
3/25	North Dakota State	W	5-4
3/26	North Dakota State	L	1-2
3/29	Georgia State	L	5-9
3/31	at Virginia Tech*	L	5-6 (8)

4/1	at Virginia Tech*	L	6-13
4/2	at Virginia Tech*	W	7-3
4/7	NC State*	W	7-6 (10)
4/8	NC State*	L	11-12
4/9	NC State*	L	0-3
4/12	at #19 Georgia	L	2-7
4/14	at Virginia*	W	10-5
4/15	at Virginia*	L	2-3
4/16	at Virginia*	L	2-4
4/19	Georgia Southern	W	12-4 (6)
4/22	at Boston College*	L	2-6
4/22	at Boston College*	L	2-4
4/23	at Boston College*	L	3-8
4/25	at Kennesaw State	W	2-1 (12)
4/29	Samford	W	8-0 (5)
4/29	Samford	W	9-1 (6)
5/6	Pittsburgh*	W	2-1
5/7	Pittsburgh*	L	6-7 (9)
5/8	Pittsburgh*	W	12-2 (5)

^69 - ACC/Big Ten Challenge, Atlanta, Ga.

21 - Georgia Tech Round Robin, (Atlanta, Ga.)

73 - Puerto Rico Classic, (San Juan, Puerto Rico)

OVERALL RECORD: 968-761-2 (.560), 31 Years

TOURNAMENT CODES

NUMBER	TOURNAMENT	LOCATION
2	Columbus Invitational	Columbus, Ga.
3	Southern Invitational	Birmingham, Ala.
4	Furman Spring Fling	Greenville, S.C.
5	Tar Heel Invitational	Chapel Hill, N.C.
#6	ACC Tournament	Tallahassee, Fla.
7	Louisiana Classic	Lafayette, La.
8	S.C. Round Robin Classic	Columbia, S.C.
9	Winthrop Invitational	Rock Hill, S.C.
10	Buzz Classic	Marietta, Ga.
11	Single Game	Chattanooga, Tenn.
12	Georgia State Tournament	Atlanta, Ga.
13	UTC Invite	Chattanooga, Tenn.
14	East Carolina Tournament	Greenville, N.C.
15	Samford Spring Invitational	Birmingham, Ala.
#16	ACC Tournament	Raleigh, N.C.
17	Triangle Tournament	Raleigh, N.C.
#18	ACC Tournament	Marietta, Ga.
19	Ole Miss Rebel Classic	Oxford, Miss.
20	USF Tournament	Tampa, Fla.
21	Georgia Tech Round Robin	Atlanta, Ga.
22	Bama Bash	Tuscaloosa, Ala.
23	National Invitational	San Jose, Calif.
24	Mardi Gras Classic	Monroe, La.
25	Speedline Invitational	Tampa, Fla.
26	FAU Worth Invitational	Boca Raton, Fla.
27	LSU Purple & Gold Challenge	Baton Rouge, La.
28	National Invitational	Pleasanton, Calif.
29	Gamecock Invitational	Columbia, S.C.
30	Cox Communications Classic	Gainesville, Fla.
31	Georgia State Invitational	Decatur, Ga.
32	National Invitational	Sunnyvale, Calif.
133	NCAA Tournament	Tuscaloosa, Ala.
34	Lady Panther Invite	Panthersville, Ga.
35	NFCA Leadoff Classic	Columbus, Ga.
36	Hillenbrand Invitational	Tucson, Ariz.
137	NCAA Tournament	Athens, Ga.
38	Yellow Jacket Invitational	Atlanta, Ga.
39	UCF Tournament	Orlando, Fla.
#40	ACC Tournament	College Park, Md.
41	USF adidas Invitational	Clearwater, Fla.
#42	ACC Tournament	Chapel Hill, N.C.
43	KSU Invitational	Kennesaw, Ga.
44	Buzz Classic	Woodstock, Ga.
145	NCAA Tournament	Gainesville, Fla.
46	Georgia St. 1st Pitch Classic	Panthersville, Ga.
47	Hamton Inn Crimson Classic	Tuscaloosa, Ala.
48	USF Louisville Slugger Tournament	Tampa, Fla.
49	Mercer Spring Break Tournament	Macon, Ga.
50	Lipton Invitational	Gainesville, Fla.
51	Cathedral City Classic	Cathedral City, Calif.
52	USF DeMarini Tournament	Clearwater, Fla.
53	Louisville Slugger Desert Classic	Las Vegas, Nev.
54	Springhill Suites Buckhead Classic	Atlanta, Ga.
#55	ACC Tournament	Blacksburg, Va.
56	NTC Elite Tournament	Clermont, Fla.
57	Felsberg Memorial Tournament	Miami, Fla.
58	Single Game	Kennesaw, Ga.
59	Chanticleer Challenge	Myrtle Beach, S.C.
160	NCAA Tournament	Knoxville, Tenn.
61	Kajikawa Classic	Tempe, Ariz.
62	ACC/SEC/Big 12 Challenge	Auburn, Ala.
63	NFCA Leadoff Classic	Clearwater, Fla.
64	GT-KSU Invite	Atlanta, Ga.
65	GT Classic	Atlanta, Ga.
66	Citrus Classic	Orlando, Fla.
67	FSU Unconquered Invite	Tallahassee, Fla.
68	GT-GSU Invite	Atlanta, Ga.
^69	ACC/BigTen Challenge	Atlanta, Ga.
70	Gaucho Classic	Santa Barbara, Calif.
71	Clearwater Spring Break Tournament	Tampa, Fla.
72	Kansas Round Robin	Lawrence, Kan.

YEAR-BY-YEAR RESULTS

ALL-TIME ACC TOURNAMENT RECORD

BOSTON COLLEGE (3-0/1.000)

5/12/2006	n%	W, 7-3
5/11/2007	n!	W, 4-0
5/14/2010	n&	W, 8-0 (5)

FLORIDA STATE (6-13/.315)

4/17/1992	a!	L, 0-6
4/16/1993	a!	L, 0-12
4/17/1993	a!	L, 0-11
4/22/1994	a!	L, 1-2
4/21/1995	a!	L, 1-2
4/22/1995	a!	L, 2-5
4/19/1996	n@	L, 4-5
5/11/2002	a!	W, 2-0
5/10/2003	a!	L, 3-5
5/14/2004	a!	L, 2-3
5/16/2004	a!	L, 1-3
5/11/2006	n%	L, 1-10 (5)
5/13/2006	n%	W, 4-3
5/13/2006	n%	L, 4-7
5/12/2007	a!	W, 7-3
5/10/2009	n@	W, 3-1
5/16/2010	n&	W, 8-4
5/11/2012	n%	W, 9-1
5/8/2014	a\$	L, 5-11

MARYLAND (3-5/.375)

4/19/1997	n#	L, 0-9 (6)
4/24/1998	n!	L, 0-4
5/15/1999	n!	L, 0-7
4/30/2000	n!	L, 1-2
5/11/2001	n@	L, 0-1
5/10/2002	n!	W, 1-0 (9)
5/15/2004	n!	W, 6-4
5/10/2007	n!	W, 5-1

NORTH CAROLINA (7-3/.700)

4/16/1993	n!	W, 3-2
4/22/1994	n!	L, 0-4
4/17/1997	n#	L, 7-8
4/19/1997	n#	W, 3-2 (8)
5/15/1999	n!	W, 6-2
5/12/2002	n!	W, 6-2
5/9/2003	n!	W, 3-1
5/15/2004	n!	W, 4-0
5/15/2010	n&	W, 8-0 (5)
5/9/2013	n!	L, 2-6

NC STATE (2-1/.667)

5/14/2004	n!	W, 2-1
5/12/2005	n\$	W, 2-0
5/8/2008	n\$	L, 0-1

VIRGINIA (9-8/.529)

4/17/1990	n!	L, 3-10
4/21/1995	n!	W, 3-1
4/22/1995	n!	W, 7-4
4/19/1996	n@	L, 2-3
4/18/1997	n#	W, 7-2
4/23/1998	n!	L, 1-3
5/14/1999	n!	L, 0-4
4/29/2000	n!	L, 6-7 (9)
5/12/2001	n@	L, 2-3
5/10/2003	n!	L, 3-4
5/15/2004	n!	W, 4-1
5/14/2005	n\$	W, 3-0
5/12/2006	n%	W, 11-2 (5)
5/9/2008	n\$	W, 5-3
5/8/2009	n@	W, 7-0
5/13/2011	h	L, 6-0
5/10/2012	n%	W, 6-4

VIRGINIA TECH (3-1/.750)

5/15/2005	n\$	W, 1-0
5/13/2007	n!	L, 0-2
5/9/2009	n@	W, 14-4
5/12/2012	n%	W, 9-1 (5)

! – at Tallahassee, Fla.

@ – at Raleigh, N.C.

– at Marietta, Ga.

\$ – at College Park, Md.

% – at Chapel Hill, N.C.

& – in Blacksburg, Va.

ALL-TIME NCAA TOURNAMENT RECORD

2002 – TALLAHASSEE, FLA. (#5 SEED)

5/16	#2 Alabama	W, 3-1 (9)
5/17	#3 Florida State	W, 2-0
5/18	#6 Chattanooga	W, 3-0
5/19	#3 Florida State	L, 2-3 (9)
5/19	#3 Florida State	L, 1-6

2003 – TUSCALOOSA, ALA. (#5 SEED)

5/15	#4 Illinois	L, 3-5
5/15	#8 Southern	W, 9-0 (5)
5/16	#1 Stanford	W, 2-1 (9)
5/16	#6 Massachusetts	L, 0-2

2004 – ATHENS, GA. (#3 SEED)

5/20	#6 Massachusetts	W, 2-0
5/21	#2 Georgia	W, 3-2
5/22	#1 Stanford	L, 0-2
5/22	#2 Georgia	L, 1-9 (6)

2005 – ATHENS, GA. (#3 SEED)

5/20	#2 Kansas	W, 3-1 (9)
5/21	#1 Georgia	L, 1-8
5/21	#2 Kansas	W, 5-2
5/22	#1 Georgia	L, 1-2

2006 – TUSCALOOSA, ALA. (#2 SEED)

5/19	#3 Florida A&M	W, 9-3
5/20	#1 Alabama	L, 5-8
5/20	#3 Florida A&M	W, 10-7
5/21	#1 Alabama	L, 2-7

2007 – GAINESVILLE, FLA. (#2 SEED)

5/18	#3 Texas	W, 3-2
5/19	#1 Florida	L, 0-8 (5)
5/19	#3 Texas	L, 2-4

2008 – GAINESVILLE, FLA. (#4 SEED)

5/16	#1 Florida	L, 2-7
5/17	#2 South Florida	W, 9-2
5/17	#3 UCF	L, 1-7

2009 – ATLANTA, GA. (#1 SEED; #14 NATIONAL)

5/15	#4 Boston University	W, 5-1
5/16	#3 Auburn	W, 4-1
5/17	#4 Boston University	W, 7-2

2009 – ATLANTA, GA. (SUPER REGIONAL)

5/23	#3 Washington	L, 1-7
5/24	#3 Washington	L, 0-7

2010 – ATLANTA, GA. (#1 SEED; #8 NATIONAL)

5/21	#4 Jacksonville State	W, 5-3
5/22	#2 Oregon	L, 11-2 (5)
5/22	#3 Auburn	W, 4-1
5/23	#2 Oregon	L, 4-3 (8)

2011 – KNOXVILLE, TENN. (#2 SEED)

5/20	#3 Oklahoma State	L, 2-1
5/21	#4 Liberty	W, 4-3
5/21	#1 Tennessee	L, 7-0

2012 – TUSCALOOSA, ALA. (#2 SEED)

5/18	#3 South Alabama	L, 4-3
5/19	#4 UT-Martin	W, 9-1
5/19	#3 South Alabama	L, 10-1 (5)

Note: In 2005, NCAA switched from eight-team regionals to four.

OVERALL: 19-19 (.500)

In Tallahassee, Fla.:	3-2 (.600)
In Tuscaloosa, Ala.:	4-4 (.500)
In Athens, Ga.:	4-4 (.500)
In Gainesville, Fla.:	2-4 (.333)
In Atlanta, Ga.:	5-4 (.555)
In Knoxville, Tenn.:	1-2 (.333)

IN REGIONAL PLAY:

vs #1 seed:	1-8
vs #2 seed:	6-5
vs #3 seed:	6-5
vs #4 seed:	4-1
vs #6 seed:	2-1
vs #8 seed:	1-0
As National Seed (2009 & 2010):	5-4

SERIES HISTORY

AKRON

GT TRAILS 1-2

DATE	LOCATION	W/L	SCORE
3/27/93	Rock Hill, S.C.	L	2-4
3/25/95	Rock Hill, S.C.	L	3-7
2/20/00	Raleigh, N.C.	W	6-1

SERIES

Home: 0-0, Away: 0-0, Neutral: 1-2

ALABAMA

GT TRAILS 3-14

DATE	LOCATION	W/L	SCORE
4/20/98	Tuscaloosa, Ala.	L	1-7
4/20/98	Tuscaloosa, Ala.	L	2-10 (6)
2/25/00	Tuscaloosa, Ala.	L	3-9
5/16/02	Tallahassee, Fla.	W	3-1 (10)
4/26/03	Tuscaloosa, Ala.	L	2-3
4/26/03	Tuscaloosa, Ala.	W	2-1
4/13/04	Atlanta, Ga.	W	1-0
2/24/06	Columbus, Ga.	L	2-3
5/20/06	Tuscaloosa, Ala.	L	5-8
5/21/06	Tuscaloosa, Ala.	L	2-7
2/14/08	Tuscaloosa, Ala.	L	0-6
2/16/08	Tuscaloosa, Ala.	L	5-9
4/22/09	Atlanta, Ga.	L	0-8 (5)
4/22/09	Atlanta, Ga.	L	0-10 (6)
4/28/10	Tuscaloosa, Ala.	L	1-13 (5)
2/17/12	Auburn, Ala.	L	9-12
3/25/15	Tuscaloosa, Ala.	L	0-11 (6)

SERIES

Home: 1-2, Away: 1-10, Neutral: 1-2

ALABAMA A&M

GT LEADS 1-0

DATE	LOCATION	W/L	SCORE
4/6/05	Montgomery, Ala.	W	5-1

SERIES

Home: 0-0, Away: 0-0, Neutral: 1-0

ARIZONA

GT TRAILS 1-2

DATE	LOCATION	W/L	SCORE
2/26/00	Tuscaloosa, Ala.	L	0-12 (5)
3/6/04	Tucson, Ariz.	L	0-2
2/10/12	Tempe, Ariz.	W	2-1

SERIES

Home: 0-0, Away: 0-1, Neutral: 1-1

ARIZONA STATE

GT TRAILS 0-1

DATE	LOCATION	W/L	SCORE
3/9/02	Pleasanton, Calif.	L	4-5

SERIES

Home: 0-0, Away: 0-0, Neutral: 0-1

ARKANSAS

SERIES TIED 3-3

DATE	LOCATION	W/L	SCORE
2/17/01	Monroe, La.	L	2-3
3/21/01	Atlanta, Ga.	W	4-0
3/18/03	Fayetteville, Ark.	W	3-2
3/18/03	Fayetteville, Ark.	L	2-3
2/27/10	Columbus, Ga.	W	11-2 (5)
2/8/15	Boca Raton, Fla.	L	0-2

SERIES

Home: 1-0, Away: 1-1, Neutral: 1-2

AUBURN

GT LEADS 6-5

DATE	LOCATION	W/L	SCORE
3/29/97	Marietta, Ga.	W	4-0
2/15/00	Auburn, Ala.	L	1-3
4/11/00	Atlanta, Ga.	W	4-3 (8)
3/19/02	Auburn, Ala.	L	1-9 (6)
3/19/02	Auburn, Ala.	W	2-1
4/23/03	Auburn, Ala.	L	0-2
5/2/03	Atlanta, Ga.	W	2-0
2/29/08	Columbus, Ga.	L	2-3
5/16/09	Atlanta, Ga.	W	4-1
5/22/10	Atlanta, Ga.	W	4-1
2/19/12	Auburn, Ala.	L	5-12

SERIES

Home: 4-0, Away: 1-4, Neutral: 1-1

AUGUSTA STATE

GT LEADS 2-0

DATE	LOCATION	W/L	SCORE
4/3/91	Atlanta, Ga.	W	10-5 (5)
4/3/91	Atlanta, Ga.	W	5-2

SERIES

Home: 2-0, Away: 0-0, Neutral: 0-0

AUSTIN PEAY

GT LEADS 3-1

DATE	LOCATION	W/L	SCORE
3/30/90	Birmingham, Ala.	L	1-5
4/6/91	Greenville, S.C.	W	6-1
3/19/04	Marietta, Ga.	W	3-1
3/4/06	Marietta, Ga.	W	14-6 (6)

SERIES

Home: 0-0, Away: 0-0, Neutral: 3-1

BALL STATE

GT LEADS 2-0

DATE	LOCATION	W/L	SCORE
3/17/04	Atlanta, Ga.	W	2-1
3/17/04	Atlanta, Ga.	W	6-0

SERIES

Home: 2-0, Away: 0-0, Neutral: 0-0

BAPTIST

GT TRAILS 1-3

DATE	LOCATION	W/L	SCORE
3/12/88	Atlanta, Ga.	L	1-12
3/2/89	Atlanta, Ga.	L	1-2
3/9/90	Atlanta, Ga.	W	2-0
3/9/90	Atlanta, Ga.	L	1-3

SERIES

Home: 0-0, Away: 0-0, Neutral: 1-3

BAYLOR

GT LEADS 2-0

DATE	LOCATION	W/L	SCORE
3/21/06	Waco, Texas	W	8-0 (5)
2/23/07	Columbus, Ga.	W	10-7

SERIES

Home: 0-0, Away: 1-0, Neutral: 1-0

BELMONT

GT LEADS 1-0

DATE	LOCATION	W/L	SCORE
3/13/11	Atlanta, Ga.	W	12-2 (5)

SERIES

Home: 1-0, Away: 0-0, Neutral: 0-0

BETHUNE COOKMAN

GT LEADS 4-0

DATE	LOCATION	W/L	SCORE
3/20/96	Daytona Beach, Fla.	W	8-0
3/20/96	Daytona Beach, Fla.	W	5-1
2/12/05	Boca Raton, Fla.	W	4-0
2/13/05	Boca Raton, Fla.	W	2-1 (8)

SERIES

Home: 0-0, Away: 0-0, Neutral: 4-0

BOSTON COLLEGE

GT LEADS 30-12

DATE	LOCATION	W/L	SCORE
2/8/03	Columbia, S.C.	W	7-4
2/9/03	Columbia, S.C.	W	2-1 (8)
2/11/05	Boca Raton, Fla.	W	6-2
4/15/06	Atlanta, Ga.	W	12-11
4/15/06	Atlanta, Ga.	W	10-4
4/16/06	Atlanta, Ga.	W	15-7 (5)
5/12/06	Chapel Hill, N.C.	W	7-3
4/21/07	Chestnut Hill, Mass.	W	4-3
4/21/07	Chestnut Hill, Mass.	W	6-3
4/22/07	Chestnut Hill, Mass.	W	12-0 (5)
5/11/07	Tallahassee, Fla.	W	4-0
4/19/08	Atlanta, Ga.	W	9-1 (6)
4/19/08	Atlanta, Ga.	L	2-3
4/20/08	Atlanta, Ga.	W	7-6
4/4/09	Chestnut Hill, Mass.	L	0-1
4/4/09	Chestnut Hill, Mass.	W	12-1 (5)
4/5/09	Chestnut Hill, Mass.	W	7-3
4/17/10	Atlanta, Ga.	W	9-0 (5)
4/17/10	Atlanta, Ga.	W	11-3 (5)
4/18/10	Atlanta, Ga.	W	4-0
5/14/10	Blacksburg, Va.	W	8-0 (5)
4/30/11	Chestnut Hill, Mass.	W	2-1
4/30/11	Chestnut Hill, Mass.	W	11-2 (5)
5/1/11	Chestnut Hill, Mass.	W	9-7
3/17/12	Atlanta, Ga.	W	8-0 (5)
3/17/12	Atlanta, Ga.	W	9-4
3/18/12	Atlanta, Ga.	W	4-0
5/4/13	Chestnut Hill, Mass.	W	12-3 (6)
5/4/13	Chestnut Hill, Mass.	W	10-5
5/5/13	Chestnut Hill, Mass.	W	12-3
3/1/14	Atlanta, Ga.	W	6-1
3/1/14	Atlanta, Ga.	L	3-13 (5)
3/2/14	Atlanta, Ga.	L	2-6
4/18/15	Chestnut Hill, Mass.	W	10-2 (5)
4/18/15	Chestnut Hill, Mass.	L	0-1
4/19/15	Chestnut Hill, Mass.	L	2-5
3/11/16	Atlanta, Ga.	L	4-8
3/12/16	Atlanta, Ga.	L	1-4 (11)
3/12/16	Atlanta, Ga.	L	0-9 (5)
4/22/17	Chestnut Hill, Mass.	L	2-6
4/22/17	Chestnut Hill, Mass.	L	2-4
4/23/17	Chestnut Hill, Mass.	L	3-8

SERIES

Home: 12-6, Away: 12-6, Neutral: 6-0

BOSTON UNIVERSITY

GT LEADS 4-1

DATE	LOCATION	W/L	SCORE
3/8/01	Tampa, Fla.	L	0-1 (8)
3/9/05	Atlanta, Ga.	W	12-0 (5)
3/10/06	Clearwater, Fla.	W	9-1 (5)
5/15/09	Atlanta, Ga.	W	5-1
5/17/09	Atlanta, Ga.	W	7-2

SERIES

Home: 3-0, Away: 0-0, Neutral: 1-1

BOWLING GREEN ST.

GT LEADS 2-0

DATE	LOCATION	W/L	SCORE
3/11/11	Atlanta, Ga.	W	10-0 (5)
2/16/14	Atlanta, Ga.	W	3-0

SERIES

Home: 2-0, Away: 0-0, Neutral: 0-0

BRADLEY

SERIES TIED 1-1

DATE	LOCATION	W/L	SCORE
4/1/95	Marietta, Ga.	L	0-3
3/1/03	Dacula, Ga.	W	8-0 (5)

SERIES

Home: 0-0, Away: 0-0, Neutral: 1-1

BROWN

GT TRAILS 0-1

DATE	LOCATION	W/L	SCORE
3/29/00	Atlanta, Ga.	L	3-5

SERIES

Home: 0-1, Away: 0-0, Neutral: 0-0

BUTLER

GT LEADS 1-0

DATE	LOCATION	W/L	SCORE
2/8/13	Atlanta, Ga.	W	24-4 (5)

SERIES

Home: 1-0, Away: 0-0, Neutral: 0-0

BYU

GT LEADS 1-0

DATE	LOCATION	W/L	SCORE
2/19/10	Las Vegas, Nev.	W	10-9 (8)

SERIES

Home: 0-0, Away: 0-0, Neutral: 1-0

CALIFORNIA

GT TRAILS 0-5

DATE	LOCATION	W/L	SCORE
3/8/03	Sunnyvale, Calif.	L	0-1
2/21/10	Las Vegas, Nev.	L	1-4
2/22/13	Cathedral City, Calif.	L	0-8 (6)
2/9/17	San Juan, Puerto Rico	L	1-8
2/11/17	San Juan, Puerto Rico	L	8-10

SERIES

Home: 0-0, Away: 0-0, Neutral: 0-5

CAL POLY

SERIES TIED 1-1

DATE	LOCATION	W/L	SCORE
2/21/09	Cathedral City, Calif.	L	0-2
2/11/12	Tempe, Ariz.	W	8-5

SERIES

Home: 0-0, Away: 0-0, Neutral: 1-1

CAMPBELL

GT LEADS 3-1

DATE	LOCATION	W/L	SCORE
2/25/91	Atlanta, Ga.	W	6-0
2/25/91	Atlanta, Ga.	W	3-0
2/20/98	Chapel Hill, N.C.	L	1-3
3/2/01	Atlanta, Ga.	W	12-2 (5)

SERIES HISTORY

SERIES

Home: 3-0, Away: 0-0, Neutral: 0-1

CANISIUS

GT LEADS 3-2

DATE	LOCATION	W/L	SCORE
4/4/94	Atlanta, Ga.	W	8-0 (6)
4/4/94	Atlanta, Ga.	L	1-4
3/29/97	Marietta, Ga.	W	5-4
3/28/99	Marietta, Ga.	L	1-2 (8)
2/13/10	Clearwater, Fla.	W	9-0 (5)

SERIES

Home: 1-1, Away: 0-0, Neutral: 2-1

CENTENARY

SERIES TIED 1-1

DATE	LOCATION	W/L	SCORE
4/17/94	Chattanooga, Tenn.	L	1-2
3/3/07	Woodstock, Ga.	W	8-1

SERIES

Home: 0-0, Away: 0-0, Neutral: 1-1

CENTRAL MICHIGAN

GT TRAILS 0-1

DATE	LOCATION	W/L	SCORE
3/11/00	San Jose, Calif.	L	2-3

SERIES

Home: 0-0, Away: 0-0, Neutral: 0-1

CHARLESTON SOUTHERN

GT LEADS 4-2

DATE	LOCATION	W/L	SCORE
3/8/91	Atlanta, Ga.	W	3-2
3/8/91	Atlanta, Ga.	L	5-7
3/6/92	Atlanta, Ga.	L	0-2
3/6/92	Atlanta, Ga.	W	2-0
3/23/02	Marietta, Ga.	W	6-2
3/18/05	Orlando, Fla.	W	14-2 (6)

SERIES

Home: 2-2, Away: 0-0, Neutral: 2-0

CHATTANOOGA

GT LEADS 17-5

DATE	LOCATION	W/L	SCORE
4/25/95	Chattanooga, Tenn.	L	2-3
4/25/95	Chattanooga, Tenn.	W	5-1
4/17/01	Chattanooga, Tenn.	L	1-3
4/17/01	Chattanooga, Tenn.	L	1-2
4/10/02	Atlanta, Ga.	W	5-1
4/10/02	Atlanta, Ga.	W	2-0
5/18/02	Tallahassee, Fla.	W	3-0
2/11/03	Chattanooga, Tenn.	W	2-0
2/11/03	Chattanooga, Tenn.	L	0-2
2/5/05	Atlanta, Ga.	W	6-0
2/5/05	Atlanta, Ga.	W	8-0 (5)
3/30/05	Chattanooga, Tenn.	L	0-1
3/30/05	Chattanooga, Tenn.	W	7-1
2/15/06	Atlanta, Ga.	W	7-2
2/15/06	Atlanta, Ga.	W	7-1
4/5/06	Chattanooga, Tenn.	W	11-7
4/5/06	Chattanooga, Tenn.	W	7-6
2/28/07	Atlanta, Ga.	W	8-0 (6)
2/28/07	Atlanta, Ga.	W	6-5
2/11/11	Clermont, Fla.	W	6-1
2/12/11	Clermont, Fla.	W	6-1
3/18/16	Tampa, Fla.	W	3-2

SERIES

Home: 8-0, Away: 5-5, Neutral: 4-0

COASTAL CAROLINA

SERIES TIED 6-6

DATE	LOCATION	W/L	SCORE
4/6/91	Greenville, S.C.	L	3-4 (8)
4/3/92	Greenville, S.C.	L	2-3
4/4/92	Greenville, S.C.	L	0-4
4/11/93	Chapel Hill, N.C.	L	6-8
3/25/94	Rock Hill, S.C.	W	2-1
4/9/94	Chapel Hill, N.C.	L	3-6
3/24/01	Marietta, Ga.	L	3-7
3/22/08	Conway, S.C.	W	2-1
3/22/08	Conway, S.C.	W	10-2 (5)
3/18/11	Conway, S.C.	W	12-0 (6)
2/9/13	Atlanta, Ga.	W	2-1
2/10/13	Atlanta, Ga.	W	11-3 (5)

SERIES

Home: 2-0, Away: 3-0, Neutral: 1-6

COLLEGE OF CHARLESTON

SERIES TIED 1-1

DATE	LOCATION	W/L	SCORE
3/26/94	Rock Hill, S.C.	W	13-1 (5)
3/24/00	Marietta, Ga.	L	1-2

SERIES

Home: 0-0, Away: 0-0, Neutral: 1-1

COLUMBUS COLLEGE

GT TRAILS 2-11

DATE	LOCATION	W/L	SCORE
3/10/87	Atlanta, Ga.	L	1-8
3/10/87	Atlanta, Ga.	L	3-6
4/14/87	Columbus, Ga.	L	2-4
4/14/87	Columbus, Ga.	L	5-6
4/5/88	Columbus, Ga.	L	0-10
4/5/88	Columbus, Ga.	L	0-4
4/9/88	Pensacola, Fla.	L	3-7
4/15/88	Columbus, Ga.	L	2-5
4/28/88	Columbus, Ga.	L	1-10
4/28/88	Columbus, Ga.	W	4-1
4/14/89	Columbus, Ga.	L	3-5
4/20/90	Columbus, Ga.	L	2-3 (9)
4/19/91	Columbus, Ga.	W	2-0

SERIES

Home: 0-2, Away: 2-8, Neutral: 0-1

CONNECTICUT

GT TRAILS 1-2

DATE	LOCATION	W/L	SCORE
3/22/00	Atlanta, Ga.	L	0-5
3/21/04	Marietta, Ga.	L	4-5
3/4/06	Marietta, Ga.	W	4-0

SERIES

Home: 0-1, Away: 0-0, Neutral: 1-1

DARTMOUTH

GT LEADS 1-0

DATE	LOCATION	W/L	SCORE
3/7/10	Woodstock, Ga.	W	8-1

SERIES

Home: 1-0, Away: 0-0, Neutral: 0-0

DELAWARE STATE

GT LEADS 1-0

DATE	LOCATION	W/L	SCORE
2/26/99	Greenville, N.C.	W	26-1 (5)

SERIES

Home: 0-0, Away: 0-0, Neutral: 1-0

DELTA STATE

GT TRAILS 0-1

DATE	LOCATION	W/L	SCORE
4/11/87	Pensacola, Fla.	L	3-16

SERIES

Home: 0-0, Away: 0-0, Neutral: 0-1

DEPAUL

SERIES TIED 3-3

DATE	LOCATION	W/L	SCORE
2/26/93	Lafayette, La.	W	4-3
2/26/00	Tuscaloosa, Ala.	L	0-4
2/28/04	Columbus, Ga.	W	5-1
2/23/07	Columbus, Ga.	W	8-3
3/2/08	Columbus, Ga.	L	1-2
2/24/12	Clearwater, Fla.	L	2-4

SERIES

Home: 0-0, Away: 0-0, Neutral: 3-3

DRAKE

GT TRAILS 1-3

DATE	LOCATION	W/L	SCORE
3/28/98	Marietta, Ga.	W	5-3
2/25/00	Tuscaloosa, Ala.	L	3-8
2/26/00	Tuscaloosa, Ala.	L	2-5
2/18/01	Monroe, La.	L	1-2 (9)

SERIES

Home: 0-0, Away: 0-0, Neutral: 1-3

DREXEL

GT LEADS 2-0

DATE	LOCATION	W/L	SCORE
4/3/93	Marietta, Ga.	W	3-1
3/30/96	Marietta, Ga.	W	4-3

SERIES

Home: 0-0, Away: 0-0, Neutral: 2-0

EAST CAROLINA

GT TRAILS 8-9

DATE	LOCATION	W/L	SCORE
3/4/90	Atlanta, Ga.	L	1-8
3/13/91	Atlanta, Ga.	L	0-3
3/13/91	Atlanta, Ga.	L	1-2 (8)
4/6/91	Greenville, S.C.	W	8-6
4/13/91	Chapel Hill, N.C.	L	0-5
4/3/92	Greenville, S.C.	W	8-6 (8)
4/12/92	Chapel Hill, N.C.	L	1-7
4/11/93	Chapel Hill, N.C.	W	1-0
4/8/94	Chapel Hill, N.C.	W	3-0
2/23/97	Raleigh, N.C.	L	4-6
2/26/99	Greenville, N.C.	W	2-0
2/28/99	Greenville, N.C.	L	2-3
4/8/00	Atlanta, Ga.	L	0-11 (5)
4/9/00	Atlanta, Ga.	W	3-2
5/6/01	Greenville, N.C.	L	0-8 (5)
5/6/01	Greenville, N.C.	W	3-1
2/14/10	Clearwater, Fla.	W	3-0

SERIES

Home: 1-4, Away: 2-2, Neutral: 5-3

EAST TENNESSEE ST.

GT LEADS 2-0

DATE	LOCATION	W/L	SCORE
3/3/06	Marietta, Ga.	W	11-2 (5)
2/15/14	Atlanta, Ga.	W	18-7 (5)

SERIES

Home: 1-0, Away: 0-0, Neutral: 1-0

EASTERN KENTUCKY

GT LEADS 4-1

DATE	LOCATION	W/L	SCORE
3/25/95	Rock Hill, S.C.	L	0-1
2/19/00	Raleigh, N.C.	W	11-1 (5)
2/21/04	Panthersville, Ga.	W	2-0
2/19/05	Panthersville, Ga.	W	7-0
2/19/06	Panthersville, Ga.	W	8-0 (5)

SERIES

Home: 0-0, Away: 0-0, Neutral: 4-1

EASTERN MICHIGAN

GT LEADS 4-3

DATE	LOCATION	W/L	SCORE
2/19/94	Columbia, S.C.	L	2-9
2/20/94	Columbia, S.C.	L	1-7
3/1/96	Greenville, N.C.	L	1-3
3/2/01	Atlanta, Ga.	W	3-0
3/6/01	Atlanta, Ga.	W	8-0 (6)
3/6/01	Atlanta, Ga.	W	3-2
2/8/13	Atlanta, Ga.	W	12-0

SERIES

Home: 4-0, Away: 0-0, Neutral: 0-3

ELON

GT LEADS 2-1

DATE	LOCATION	W/L	SCORE
3/13/99	Atlanta, Ga.	W	4-3 (8)
2/18/00	Raleigh, N.C.	W	6-3
3/4/12	Woodstock, Ga.	L	3-6

SERIES

Home: 1-0, Away: 0-0, Neutral: 1-1

EVANSVILLE

GT LEADS 5-2

DATE	LOCATION	W/L	SCORE
3/27/97	Atlanta, Ga.	W	3-2 (9)
3/27/97	Atlanta, Ga.	L	5-8
3/7/99	Atlanta, Ga.	L	1-4 (5)
2/19/05	Panthersville, Ga.	W	6-5
2/20/05	Panthersville, Ga.	W	1-0
2/18/07	Kennesaw, Ga.	W	7-5
3/4/11	Woodstock, Ga.	W	18-1 (5)

SERIES

Home: 1-2, Away: 0-0, Neutral: 4-0

FIU

GT TRAILS 0-3

DATE	LOCATION	W/L	SCORE
2/23/02	Boca Raton, Fla.	L	1-2
2/18/11	Miami, Fla.	L	1-9
2/20/11	Miami, Fla.	L	3-4 (6)

SERIES

Home: 0-0, Away: 0-2, Neutral: 0-1

FLORIDA

GT TRAILS 1-6

DATE	LOCATION	W/L	SCORE
2/20/03	Gainesville, Fla.	L	2-9
2/24/07	Columbus, Ga.	L	1-5
5/19/07	Gainesville, Fla.	L	0-8 (5)
5/16/08	Gainesville, Fla.	L	2-7
2/15/09	Gainesville, Fla.	L	1-11 (6)
2/13/10	Clearwater, Fla.	W	3-0
2/23/13	Cathedral City, Calif.	L	3-5

SERIES

Home: 0-0, Away: 0-4, Neutral: 1-2

SERIES HISTORY

FLORIDA A&M

GT LEADS 7-1

DATE	LOCATION	W/L	SCORE
4/22/91	Atlanta, Ga.	W	9-1
4/22/91	Atlanta, Ga.	W	9-1
3/7/93	Atlanta, Ga.	W	8-1
3/7/93	Atlanta, Ga.	W	6-3
3/25/00	Marietta, Ga.	L	2-4
3/6/05	Marietta, Ga.	W	11-3 (5)
5/19/06	Tuscaloosa, Ala.	W	9-3
5/20/06	Tuscaloosa, Ala.	W	10-7

SERIES

Home: 4-0, Away: 0-0, Neutral: 3-1

FLORIDA ATLANTIC

SERIES TIED 4-4

DATE	LOCATION	W/L	SCORE
4/6/96	Birmingham, Ala.	W	3-1
3/28/98	Marietta, Ga.	L	2-4 (8)
3/28/98	Marietta, Ga.	L	0-2
2/21/02	Boca Raton, Fla.	L	0-1
2/12/05	Boca Raton, Fla.	W	10-4
2/13/09	Gainesville, Fla.	W	13-2 (5)
2/11/11	Clermont, Fla.	W	3-2
2/7/15	Boca Raton, Fla.	L	0-2

SERIES

Home: 0-0, Away: 1-2, Neutral: 3-2

FLORIDA GULF COAST

GT LEADS 1-0

DATE	LOCATION	W/L	SCORE
2/14/10	Clearwater, Fla.	W	10-5

SERIES

Home: 0-0, Away: 0-0, Neutral: 1-0

FLORIDA STATE

GT TRAILS 26-58

DATE	LOCATION	W/L	SCORE
3/30/90	Birmingham, Ala.	L	0-10 (5)
4/11/92	Chapel Hill, N.C.	L	0-10 (6)
4/17/92	Tallahassee, Fla.	L	0-6
3/6/93	Tallahassee, Fla.	L	0-3
3/6/93	Tallahassee, Fla.	L	0-2
4/16/93	Tallahassee, Fla.	L	0-12
4/17/93	Tallahassee, Fla.	L	0-11
3/6/94	Tallahassee, Fla.	L	1-6
3/6/94	Tallahassee, Fla.	L	1-2
4/9/94	Chapel Hill, N.C.	L	0-11 (6)
4/22/94	Tallahassee, Fla.	L	1-2
2/25/95	Atlanta, Ga.	L	4-9
2/25/95	Atlanta, Ga.	L	1-10
4/21/95	Tallahassee, Fla.	L	1-2
4/21/95	Tallahassee, Fla.	L	2-5
3/23/96	Tallahassee, Fla.	L	0-2
3/23/96	Tallahassee, Fla.	W	3-1
4/19/96	Raleigh, N.C.	L	4-5
3/23/97	Atlanta, Ga.	L	1-5
3/23/97	Atlanta, Ga.	L	5-8
4/5/98	Tallahassee, Fla.	L	2-3
4/5/98	Tallahassee, Fla.	L	1-4
4/3/99	Atlanta, Ga.	L	0-7
4/3/99	Atlanta, Ga.	L	5-8
4/1/00	Tallahassee, Fla.	W	2-1
4/1/00	Tallahassee, Fla.	W	8-2
3/31/01	Atlanta, Ga.	L	0-7
3/31/01	Atlanta, Ga.	W	2-1 (8)
4/13/02	Tallahassee, Fla.	L	3-7
4/13/02	Tallahassee, Fla.	L	2-4
5/11/02	Tallahassee, Fla.	W	2-0
5/17/02	Tallahassee, Fla.	W	2-0
5/19/02	Tallahassee, Fla.	L	2-3 (9)
5/19/02	Tallahassee, Fla.	L	1-6
5/4/03	Atlanta, Ga.	L	0-4

5/4/03	Atlanta, Ga.	L	0-6
5/10/03	Atlanta, Ga.	L	3-5
4/3/04	Tallahassee, Fla.	L	0-4
4/3/04	Tallahassee, Fla.	L	1-2
5/14/04	Tallahassee, Fla.	L	2-3
5/16/04	Tallahassee, Fla.	L	1-3
3/26/05	Atlanta, Ga.	W	2-0
3/26/05	Atlanta, Ga.	W	3-1
3/27/05	Atlanta, Ga.	W	5-0
4/1/06	Tallahassee, Fla.	L	1-9 (5)
4/1/06	Tallahassee, Fla.	W	8-3
4/2/06	Tallahassee, Fla.	L	4-7
5/11/06	Chapel Hill, N.C.	L	1-10 (5)
5/13/06	Chapel Hill, N.C.	W	4-3
5/13/06	Chapel Hill, N.C.	L	4-7
4/7/07	Atlanta, Ga.	L	0-8
4/7/07	Atlanta, Ga.	W	9-1 (6)
4/8/07	Atlanta, Ga.	W	7-6
5/12/07	Tallahassee, Fla.	W	7-3
4/12/08	Tallahassee, Fla.	W	5-2
4/12/08	Tallahassee, Fla.	L	2-10 (5)
4/13/08	Tallahassee, Fla.	W	6-2
3/28/09	Atlanta, Ga.	W	8-3
3/28/09	Atlanta, Ga.	W	3-0
3/29/09	Atlanta, Ga.	L	4-5 (8)
5/10/09	Raleigh, N.C.	W	3-1
4/24/10	Tallahassee, Fla.	W	14-1
4/24/10	Tallahassee, Fla.	L	2-6
4/25/10	Tallahassee, Fla.	W	5-2
5/16/10	Blacksburg, Va.	W	8-4
5/7/11	Atlanta, Ga.	W	11-3 (5)
5/7/11	Atlanta, Ga.	W	7-2
5/8/11	Atlanta, Ga.	L	4-9
4/15/12	Tallahassee, Fla.	W	5-4
4/15/12	Tallahassee, Fla.	L	6-7
4/16/12	Tallahassee, Fla.	L	3-4
5/11/12	Chapel Hill, N.C.	W	9-1
4/27/13	Atlanta, Ga.	L	4-1 (8)
4/27/13	Atlanta, Ga.	L	1-8 (6)
4/26/14	Tallahassee, Fla.	L	1-5
4/26/14	Tallahassee, Fla.	L	0-4
4/27/14	Tallahassee, Fla.	L	0-3
5/8/14	College Park, Md.	L	5-11
4/25/15	Atlanta, Ga.	L	1-2 (8)
4/25/15	Atlanta, Ga.	L	2-3
4/26/15	Atlanta, Ga.	L	1-8
3/3/17	Tallahassee, Fla.	L	0-4
3/4/17	Tallahassee, Fla.	L	8-13
3/5/17	Tallahassee, Fla.	L	0-8 (5)

SERIES

Home: 10-18, Away: 12-33, Neutral: 4-7

FORDHAM

GT LEADS 3-2

DATE	LOCATION	W/L	SCORE
3/7/99	Atlanta, Ga.	W	12-2 (5)
3/13/10	Atlanta, Ga.	L	1-2 (8)
2/12/11	Clermont, Fla.	W	6-0
2/13/11	Clermont, Fla.	W	3-1
3/1/13	Orlando, Fla.	L	10-11 (9)

SERIES

Home: 1-1, Away: 0-0, Neutral: 2-1

FRESNO STATE

GT LEADS 1-0

DATE	LOCATION	W/L	SCORE
2/29/04	Columbus, Ga.	W	8-0 (6)

SERIES

Home: 0-0, Away: 0-0, Neutral: 1-0

FURMAN

GT LEADS 24-18

DATE	LOCATION	W/L	SCORE
4/28/87	Greenville, S.C.	L	0-10
4/28/87	Greenville, S.C.	L	3-11

2/18/90	Greenville, S.C.	L	0-4
2/18/90	Greenville, S.C.	L	3-13 (5)
4/6/91	Greenville, S.C.	L	1-7
3/27/92	Birmingham, Ala.	L	0-3
4/22/92	Atlanta, Ga.	W	2-0
4/22/92	Atlanta, Ga.	L	3-4
3/10/93	Greenville, S.C.	L	0-3
3/10/93	Greenville, S.C.	L	2-4
3/10/94	Atlanta, Ga.	W	5-0
3/10/94	Atlanta, Ga.	L	1-2
4/15/95	Chattanooga, Tenn.	L	5-7 (11)
4/10/96	Atlanta, Ga.	L	2-4
4/10/96	Atlanta, Ga.	L	6-7
4/1/97	Greenville, S.C.	W	4-3
4/1/97	Greenville, S.C.	L	2-5
4/15/98	Atlanta, Ga.	W	3-0
4/15/98	Atlanta, Ga.	W	4-3
2/14/99	Greenville, S.C.	L	0-1
2/14/99	Greenville, S.C.	W	8-1
2/23/00	Atlanta, Ga.	L	0-6
2/23/00	Atlanta, Ga.	W	7-1
2/13/01	Greenville, S.C.	W	3-1
2/13/01	Greenville, S.C.	W	2-1 (6)
2/13/02	Atlanta, Ga.	L	0-3
2/13/02	Atlanta, Ga.	W	6-1
2/18/03	Greenville, S.C.	W	4-0
2/18/03	Greenville, S.C.	W	1-0
2/17/04	Atlanta, Ga.	W	8-0 (6)
2/17/04	Atlanta, Ga.	W	2-0
2/16/05	Greenville, S.C.	W	10-0
4/12/06	Atlanta, Ga.	W	6-5
4/12/06	Atlanta, Ga.	W	11-3 (6)
4/4/07	Greenville, S.C.	W	5-0
4/4/07	Greenville, S.C.	W	8-1
3/25/08	Atlanta, Ga.	W	7-0
3/25/08	Atlanta, Ga.	W	9-0 (5)
2/8/09	Greenville, S.C.	L	1-2
2/8/09	Greenville, S.C.	W	9-1
2/15/12	Atlanta, Ga.	W	4-2
2/15/12	Atlanta, Ga.	W	8-2

SERIES

Home: 14-6, Away: 10-10, Neutral: 0-2

GARDNER WEBB

GT LEADS 9-0

DATE	LOCATION	W/L	SCORE
2/10/02	Atlanta, Ga.	W	5-1
2/10/02	Atlanta, Ga.	W	9-0 (5)
2/7/04	Atlanta, Ga.	W	3-2
2/24/04	Boiling Springs, N.C.	W	4-2
2/24/04	Boiling Springs, N.C.	W	6-3
2/28/06	Atlanta, Ga.	W	2-0
2/28/06	Atlanta, Ga.	W	10-2 (5)
2/20/07	Atlanta, Ga.	W	12-1 (5)
2/20/07	Atlanta, Ga.	W	9-4

SERIES

Home: 7-0, Away: 2-0, Neutral: 0-0

GEORGE MASON

GT LEADS 6-2

DATE	LOCATION	W/L	SCORE
3/12/89	Atlanta, Ga.	W	4-2
3/12/89	Atlanta, Ga.	L	1-2
3/11/90	Atlanta, Ga.	W	4-3 (8)
3/11/90	Atlanta, Ga.	L	1-4
3/11/91	Atlanta, Ga.	W	5-3
3/11/91	Atlanta, Ga.	W	5-2
4/15/95	Chattanooga, Tenn.	W	8-1
3/1/96	Greenville, N.C.	W	11-3

SERIES

Home: 4-2, Away: 0-0, Neutral: 2-0

GEORGETOWN

GT LEADS 1-0

DATE	LOCATION	W/L	SCORE
------	----------	-----	-------

2/17/07	Kennesaw, Ga.	W	17-0 (5)
---------	---------------	---	----------

SERIES

Home: 0-0, Away: 0-0, Neutral: 1-0

GEORGIA

GT TRAILS 10-29

DATE	LOCATION	W/L	SCORE
3/2/97	Atlanta, Ga.	L	2-8
4/21/98	Atlanta, Ga.	L	0-2
4/14/99	Athens, Ga.	L	2-3 (8)
4/28/99	Atlanta, Ga.	L	0-10 (5)
3/2/01	Atlanta, Ga.	L	1-7
3/2/01	Atlanta, Ga.	W	6-5
4/11/01	Athens, Ga.	L	4-5
4/11/01	Athens, Ga.	L	2-3
4/28/02	Atlanta, Ga.	L	0-1
4/28/02	Atlanta, Ga.	W	2-1
4/2/03	Athens, Ga.	L	0-6
4/2/03	Athens, Ga.	L	0-1
3/31/04	Atlanta, Ga.	L	1-3
5/21/04	Athens, Ga.	W	3-2
5/22/04	Athens, Ga.	L	1-9 (6)
4/19/05	Athens, Ga.	W	4-3
5/21/05	Athens, Ga.	L	1-8
5/22/05	Athens, Ga.	L	1-2
3/29/06	Atlanta, Ga.	W	6-4
3/29/06	Atlanta, Ga.	L	7-15
3/28/07	Athens, Ga.	W	5-4
3/28/07	Athens, Ga.	W	4-1
4/9/08	Atlanta, Ga.	W	6-4
4/9/08	Atlanta, Ga.	W	4-3
4/8/09	Athens, Ga.	L	5-7
4/7/10	Atlanta, Ga.	L	4-5
4/21/10	Athens, Ga.	L	3-6
3/30/11	Athens, Ga.	L	2-10 (5)
4/13/11	Atlanta, Ga.	L	8-10
3/14/12	Atlanta, Ga.	W	2-0
3/13/13	Atlanta, Ga.	L	1-14
4/3/13	Athens, Ga.	L	1-20 (5)
4/2/14	Athens, Ga.	L	7-9
4/16/14	Atlanta, Ga.	L	1-15 (5)
3/18/15	Atlanta, Ga.	L	0-14 (5)
4/8/15	Athens, Ga.	L	0-3
3/29/16	Athens, Ga.	L	0-5
4/13/16	Atlanta, Ga.	L	0-15 (5)
4/12/17	Athens, Ga.	L	2-7

SERIES

Home: 6-13, Away: 4-15, Neutral: 0-0

GEORGIA COLLEGE

GT LEADS 5-0

DATE	LOCATION	W/L	SCORE
2/27/91	Atlanta, Ga.	W	6-4
2/27/91	Atlanta, Ga.	W	3-1
3/26/91	Milledgeville, Ga.	W	7-5
3/26/91	Milledgeville, Ga.	W	11-3
4/6/91	Greenville, S.C.	W	4-0

SERIES

Home: 2-0, Away: 2-0, Neutral: 1-0

GEORGIA SOUTHERN

GT LEADS 55-14

DATE	LOCATION	W/L	SCORE
3/7/87	Atlanta, Ga.	L	2-7
3/7/87	Atlanta, Ga.	W	6-4
3/28/88	Statesboro, Ga.	W	5-3
3/28/88	Statesboro, Ga.	L	5-10
4/13/89	Atlanta, Ga.	W	2-0 (10)
4/13/89	Atlanta, Ga.	L	0-4
4/15/91	Statesboro, Ga.	L	1-2
4/15/91	Statesboro, Ga.	W	8-1
4/26/92	Atlanta, Ga.	W	2-0
4/26/92	Atlanta, Ga.	W	4-3
4/21/93	Statesboro, Ga.	W	11-4
4/21/93	Statesboro, Ga.	L	3-6

SERIES HISTORY

4/30/94	Atlanta, Ga.	W	8-0 (5)
4/30/94	Atlanta, Ga.	W	4-2
3/24/95	Rock Hill, S.C.	W	4-3 (8)
3/31/95	Marietta, Ga.	W	2-1
4/11/95	Statesboro, Ga.	W	5-1
4/11/95	Statesboro, Ga.	W	5-3
4/23/96	Atlanta, Ga.	W	9-1
4/23/96	Atlanta, Ga.	W	5-4
3/1/97	Atlanta, Ga.	L	4-6 (8)
3/15/97	Statesboro, Ga.	L	1-2
3/15/97	Statesboro, Ga.	W	5-1
2/15/98	Atlanta, Ga.	L	4-5
2/15/98	Atlanta, Ga.	W	9-8
3/29/98	Marietta, Ga.	W	2-0
4/8/98	Atlanta, Ga.	L	1-13 (5)
4/8/98	Atlanta, Ga.	W	4-1
2/10/99	Statesboro, Ga.	L	2-4
2/10/99	Statesboro, Ga.	W	3-2
4/7/99	Atlanta, Ga.	W	5-3
4/7/99	Atlanta, Ga.	W	6-5
2/12/00	Statesboro, Ga.	W	7-1 (9)
2/12/00	Statesboro, Ga.	W	10-8
4/5/00	Atlanta, Ga.	W	2-1
4/5/00	Atlanta, Ga.	W	4-0
2/10/01	Statesboro, Ga.	L	1-9 (5)
2/10/01	Statesboro, Ga.	W	2-1
4/4/01	Atlanta, Ga.	L	2-4
4/4/01	Atlanta, Ga.	W	2-1 (10)
2/16/02	Statesboro, Ga.	W	1-0 (9)
2/16/02	Statesboro, Ga.	W	6-0
4/3/02	Atlanta, Ga.	W	7-3
4/3/02	Atlanta, Ga.	W	4-0
2/16/03	Atlanta, Ga.	W	7-2
4/21/03	Statesboro, Ga.	W	4-2
4/21/03	Statesboro, Ga.	W	6-1
3/3/04	Atlanta, Ga.	L	1-3
3/3/04	Atlanta, Ga.	W	6-0
4/21/04	Statesboro, Ga.	W	1-0
4/21/04	Statesboro, Ga.	W	1-0
2/9/05	Statesboro, Ga.	W	6-1
4/27/05	Atlanta, Ga.	W	2-0
4/11/06	Atlanta, Ga.	W	8-0 (5)
4/26/06	Statesboro, Ga.	W	3-2
4/26/06	Statesboro, Ga.	W	3-0
2/10/07	Atlanta, Ga.	W	7-2
2/10/07	Atlanta, Ga.	W	8-0 (6)
4/16/08	Statesboro, Ga.	W	5-0
4/16/08	Statesboro, Ga.	W	10-4
3/24/09	Atlanta, Ga.	W	9-1 (6)
3/24/09	Atlanta, Ga.	L	5-6
4/13/10	Atlanta, Ga.	W	14-2 (5)
4/13/10	Atlanta, Ga.	W	5-4
3/15/11	Atlanta, Ga.	W	13-0 (5)
3/15/11	Atlanta, Ga.	W	10-0 (5)
4/10/12	Atlanta, Ga.	W	1-0
4/10/12	Atlanta, Ga.	W	5-1
4/19/17	Atlanta, Ga.	W	12-4 (6)

SERIES

Home: 31-8, Away: 21-6, Neutral: 3-0

GEORGIA STATE

GT LEADS 47-23

DATE	LOCATION	W/L	SCORE
4/16/87	Atlanta, Ga.	L	0-10
4/16/87	Atlanta, Ga.	L	0-11
4/20/88	Decatur, Ga.	L	1-7
4/20/88	Decatur, Ga.	L	1-8
4/18/89	Atlanta, Ga.	L	3-4 (9)
4/18/89	Atlanta, Ga.	W	6-5
4/15/90	Decatur, Ga.	L	1-7
4/15/90	Decatur, Ga.	L	0-1 (9)
3/7/91	Atlanta, Ga.	W	2-1 (8)
3/7/91	Atlanta, Ga.	W	2-1
3/28/92	Birmingham, Ala.	W	4-1
3/28/92	Birmingham, Ala.	W	7-3
4/25/95	Decatur, Ga.	L	2-5
4/25/95	Decatur, Ga.	W	3-2
4/3/93	Marietta, Ga.	L	0-7
4/14/93	Atlanta, Ga.	W	2-1
4/14/93	Atlanta, Ga.	W	2-1

4/20/93	Decatur, Ga.	L	5-6
4/20/93	Decatur, Ga.	W	3-2
4/12/94	Atlanta, Ga.	W	15-2
4/12/94	Atlanta, Ga.	W	5-0
4/5/95	Decatur, Ga.	L	2-6
4/5/95	Decatur, Ga.	L	2-5
4/9/96	Atlanta, Ga.	L	2-3
4/9/96	Atlanta, Ga.	W	3-1
4/5/97	Decatur, Ga.	L	3-4
4/5/97	Decatur, Ga.	W	6-3
3/10/98	Atlanta, Ga.	W	2-1
4/28/98	Atlanta, Ga.	W	6-3
4/25/00	Atlanta, Ga.	L	1-3
4/25/00	Atlanta, Ga.	L	0-2
2/21/01	Decatur, Ga.	W	9-0 (5)
2/21/01	Decatur, Ga.	W	3-1
3/2/01	Atlanta, Ga.	W	10-7
2/20/02	Atlanta, Ga.	W	5-3
2/20/02	Atlanta, Ga.	W	5-2
3/2/03	Gainesville, Fla.	L	2-3
3/2/03	Gainesville, Fla.	W	11-2 (5)
3/12/03	Decatur, Ga.	W	5-1
3/12/03	Decatur, Ga.	W	7-3
2/21/04	Panthersville, Ga.	W	6-0
2/22/04	Panthersville, Ga.	W	8-0 (5)
4/7/04	Atlanta, Ga.	W	3-0
4/7/04	Atlanta, Ga.	W	8-0 (6)
2/20/05	Panthersville, Ga.	W	3-1
4/20/05	Panthersville, Ga.	W	7-0
2/18/06	Panthersville, Ga.	W	12-4 (5)
2/19/06	Panthersville, Ga.	W	9-4
4/25/07	Panthersville, Ga.	W	6-2
4/25/07	Panthersville, Ga.	W	4-1
2/9/08	Panthersville, Ga.	L	3-11 (6)
4/23/08	Atlanta, Ga.	W	9-1 (5)
4/23/08	Atlanta, Ga.	W	4-1
2/7/09	Panthersville, Ga.	W	8-1
2/7/09	Panthersville, Ga.	W	7-1
3/26/09	Atlanta, Ga.	W	8-0 (5)
3/26/09	Atlanta, Ga.	W	6-0
3/9/10	Panthersville, Ga.	W	7-3
3/14/10	Atlanta, Ga.	W	7-1
3/1/11	Panthersville, Ga.	W	3-0
3/13/11	Atlanta, Ga.	W	1-0
2/29/12	Panthersville, Ga.	L	1-2
4/11/12	Atlanta, Ga.	W	3-2
2/23/14	Atlanta, Ga.	W	5-1
4/8/14	Atlanta, Ga.	L	5-10
3/24/15	Panthersville, Ga.	L	6-7
2/17/16	Panthersville, Ga.	L	2-3 (12)
4/6/16	Atlanta, Ga.	W	4-3
2/15/17	Panthersville, Ga.	W	8-3
3/29/17	Atlanta, Ga.	L	5-9

SERIES

Home: 23-8, Away: 21-13, Neutral: 3-2

GREENSBORO

GT LEADS 1-0

DATE	LOCATION	W/L	SCORE
3/12/88	Atlanta, Ga.	W	10-5

SERIES

Home: 1-0, Away: 0-0, Neutral: 0-0

HARTFORD

GT TRAILS 0-1

DATE	LOCATION	W/L	SCORE
3/19/16	Tampa, Fla.	L	3-4

SERIES

Home: 0-0, Away: 0-0, Neutral: 0-1

HARVARD

GT LEADS 5-0

DATE	LOCATION	W/L	SCORE
3/27/01	Atlanta, Ga.	W	3-2 (9)
3/27/01	Atlanta, Ga.	W	4-1

3/22/02	Marietta, Ga.	W	5-2
3/26/03	Atlanta, Ga.	W	5-2
3/26/03	Atlanta, Ga.	W	3-2 (8)

SERIES

Home: 4-0, Away: 0-0, Neutral: 1-0

HAWAII

GT LEADS 1-0

DATE	LOCATION	W/L	SCORE
2/20/10	Las Vegas, Nev.	W	11-2 (6)

SERIES

Home: 0-0, Away: 0-0, Neutral: 1-0

HIWASSEE

GT LEADS 2-0

DATE	LOCATION	W/L	SCORE
4/16/90	Atlanta, Ga.	W	7-0
4/16/90	Atlanta, Ga.	W	2-0

SERIES

Home: 2-0, Away: 0-0, Neutral: 0-0

HOFSTRA

SERIES TIED 2-2

DATE	LOCATION	W/L	SCORE
2/26/06	Columbus, Ga.	W	3-1
3/11/07	Clearwater, Fla.	L	7-9
2/22/08	Tampa, Fla.	L	0-4
3/1/08	Columbus, Ga.	W	7-2

SERIES

Home: 0-0, Away: 0-0, Neutral: 2-2

HOUSTON

GT LEADS 2-1

DATE	LOCATION	W/L	SCORE
3/14/07	Atlanta, Ga.	W	2-1
2/23/10	Houston, Texas	W	7-1
2/23/10	Houston, Texas	L	1-2

SERIES

Home: 1-0, Away: 1-1, Neutral: 0-0

HUNTINGDON

GT TRAILS 0-1

DATE	LOCATION	W/L	SCORE
3/5/88	Atlanta, Ga.	L	4-10

SERIES

Home: 0-1, Away: 0-0, Neutral: 0-0

ILLINOIS

GT TRAILS 3-5

DATE	LOCATION	W/L	SCORE
3/23/02	Marietta, Ga.	W	3-0
2/21/03	Gainesville, Fla.	L	2-3 (8)
5/15/03	Tuscaloosa, Ala.	L	3-5
2/18/11	Miami, Fla.	W	5-4
2/24/13	Cathedral City, Calif.	W	1-0
2/10/17	San Juan, Puerto Rico	L	1-10
2/11/17	San Juan, Puerto Rico	L	2-4
2/26/17	Atlanta, Ga.	L	6-10

SERIES

Home: 0-1, Away: 0-0, Neutral: 3-4

ILLINOIS - CHICAGO

GT TRAILS 2-5

DATE	LOCATION	W/L	SCORE
4/15/95	Chattanooga, Tenn.	L	2-7

2/21/97	Raleigh, N.C.	L	2-11 (5)
2/20/98	Chapel Hill, N.C.	L	1-4
2/20/00	Raleigh, N.C.	W	2-1
3/23/01	Marietta, Ga.	L	3-4 (8)
3/11/06	Clearwater, Fla.	W	5-2
3/10/07	Clearwater, Fla.	L	3-4

SERIES

Home: 0-0, Away: 0-0, Neutral: 2-5

ILLINOIS STATE

GT LEADS 1-0

DATE	LOCATION	W/L	SCORE
2/26/12	Clearwater, Fla.	W	6-0

SERIES

Home: 0-0, Away: 0-0, Neutral: 1-0

INDIANA

GT LEADS 4-3

DATE	LOCATION	W/L	SCORE
3/15/00	Atlanta, Ga.	W	10-3
3/15/00	Atlanta, Ga.	L	5-7
3/7/04	Tucson, Ariz.	W	7-0
3/8/07	Clearwater, Fla.	W	16-8 (6)
2/16/13	Atlanta, Ga.	L	1-4
2/17/13	Atlanta, Ga.	L	2-10
2/15/14	Atlanta, Ga.	W	5-1

SERIES

Home: 2-3, Away: 0-0, Neutral: 2-0

INDIANA STATE

GT TRAILS 0-2

DATE	LOCATION	W/L	SCORE
3/1/97	Atlanta, Ga.	L	0-16 (5)
3/2/07	Woodstock, Ga.	L	1-4

SERIES

Home: 0-1, Away: 0-0, Neutral: 0-1

IOWA

GT LEADS 5-0

DATE	LOCATION	W/L	SCORE
3/8/02	Pleasanton, Calif.	W	2-1
3/4/07	Woodstock, Ga.	W	6-0
2/28/10	Columbus, Ga.	W	9-8 (8)
2/18/17	Atlanta, Ga.	W	3-5
2/19/17	Atlanta, Ga.	W	6-5

SERIES

Home: 2-0, Away: 0-0, Neutral: 3-0

IOWA STATE

GT LEADS 1-0

DATE	LOCATION	W/L	SCORE
2/20/04	Marietta, Ga.	W	11-0 (5)

SERIES

Home: 0-0, Away: 0-0, Neutral: 1-0

JACKSON STATE

GT LEADS 1-0

DATE	LOCATION	W/L	SCORE
4/8/88	Pensacola, Fla.	W	8-4

SERIES

Home: 0-0, Away: 0-0, Neutral: 1-0

JACKSONVILLE ST.

GT LEADS 9-3

DATE	LOCATION	W/L	SCORE
------	----------	-----	-------

SERIES HISTORY

2/26/02	Atlanta, Ga.	W	3-2
2/26/02	Atlanta, Ga.	W	4-3
4/20/02	Jacksonville, Ala.	W	4-2
4/20/02	Jacksonville, Ala.	W	8-3 (8)
3/7/09	Woodstock, Ga.	W	3-0
5/21/09	Atlanta, Ga.	W	5-3
3/4/11	Woodstock, Ga.	W	4-3
3/15/12	Atlanta, Ga.	L	6-13
2/27/13	Jacksonville, Ala.	W	9-7 (9)
3/11/15	Atlanta, Ga.	L	1-2
4/15/15	Jacksonville, Ala.	W	5-3
2/22/17	Atlanta, Ga.	L	1-7

SERIES

Home: 3-3, Away: 4-0, Neutral: 2-0

JAMES MADISON

GT LEADS 1-0

DATE	LOCATION	W/L	SCORE
3/6/10	Woodstock, Ga.	W	11-0 (6)

SERIES

Home: 0-0, Away: 0-0, Neutral: 1-0

KANSAS

GT TRAILS 4-3

DATE	LOCATION	W/L	SCORE
2/20/99	Tampa, Fla.	W	4-2
5/20/05	Athens, Ga.	W	3-1 (9)
5/21/05	Athens, Ga.	W	5-2
3/19/11	Myrtle Beach, S.C.	L	2-3 (8)
2/6/15	Boca Raton, Fla.	L	2-4
4/9/16	Lawrence, Kan.	L	0-10 (5)
4/10/16	Lawrence, Kan.	L	1-12 (5)

SERIES

Home: 0-0, Away: 0-2, Neutral: 3-2

KENNESAW STATE

GT LEADS 16-7

DATE	LOCATION	W/L	SCORE
4/30/92	Atlanta, Ga.	L	0-3
4/30/92	Atlanta, Ga.	L	1-5
2/18/06	Panthersville, Ga.	L	4-5
2/18/07	Kennesaw, Ga.	W	8-2
4/18/07	Atlanta, Ga.	W	5-0
4/18/07	Atlanta, Ga.	W	8-0 (5)
3/12/08	Kennesaw, Ga.	W	8-0 (5)
3/12/08	Kennesaw, Ga.	L	3-6
2/25/09	Kennesaw, Ga.	W	8-0 (6)
4/14/09	Atlanta, Ga.	W	8-6
2/24/10	Atlanta, Ga.	W	8-3
4/14/10	Kennesaw, Ga.	W	7-3
2/23/11	Kennesaw, Ga.	L	1-4
4/6/11	Atlanta, Ga.	W	6-1
3/28/12	Atlanta, Ga.	W	9-1 (5)
4/4/12	Kennesaw, Ga.	W	6-3 (6)
3/27/13	Kennesaw, Ga.	W	17-3 (5)
4/24/13	Atlanta, Ga.	L	8-9
3/26/14	Kennesaw, Ga.	L	3-8
4/23/14	Atlanta, Ga.	W	8-0 (5)
4/1/15	Kennesaw, Ga.	W	3-0
4/26/16	Kennesaw, Ga.	W	4-0
4/25/17	Kennesaw, Ga.	W	2-1 (12)

SERIES

Home: 7-3, Away: 9-3, Neutral: 0-1

KENT STATE

GT LEADS 1-0

DATE	LOCATION	W/L	SCORE
3/18/05	Orlando, Fla.	W	5-0

SERIES

Home: 0-0, Away: 0-0, Neutral: 1-0

KENTUCKY

GT LEADS 2-1

DATE	LOCATION	W/L	SCORE
2/21/98	Chapel Hill, N.C.	W	6-2
2/8/04	Monroe, La.	L	3-5
3/6/10	Woodstock, Ga.	W	6-3

SERIES

Home: 0-0, Away: 0-0, Neutral: 2-1

KUTZTOWN

GT LEADS 1-0

DATE	LOCATION	W/L	SCORE
3/4/89	Pensacola, Fla.	W	3-2

SERIES

Home: 0-0, Away: 0-0, Neutral: 1-0

LA-LAFAYETTE

GT TRAILS 2-5

DATE	LOCATION	W/L	SCORE
2/27/93	Lafayette, La.	L	0-9
4/14/95	Chattanooga, Tenn.	L	0-1
3/29/97	Marietta, Ga.	L	1-9 (6)
2/8/04	Monroe, La.	W	4-1
2/27/10	Columbus, Ga.	W	7-1
3/22/12	Lafayette, La.	L	11-12
3/22/12	Lafayette, La.	L	2-10 (5)

*Known as Southwestern Louisiana, 1960-1999.

SERIES

Home: 0-0, Away: 0-3, Neutral: 2-2

LANDER COLLEGE

GT TRAILS 0-2

DATE	LOCATION	W/L	SCORE
3/4/90	Atlanta, Ga.	L	0-2 (10)
3/4/90	Atlanta, Ga.	L	2-6

SERIES

Home: 0-2, Away: 0-0, Neutral: 0-0

LEE COLLEGE

GT TRAILS 0-1

DATE	LOCATION	W/L	SCORE
3/23/89	Pensacola, Fla.	L	1-2

SERIES

Home: 0-0, Away: 0-0, Neutral: 0-1

LIBERTY

GT LEADS 1-0

DATE	LOCATION	W/L	SCORE
3/21/11	Knoxville, Tenn.	W	4-3

SERIES

Home: 0-0, Away: 0-0, Neutral: 1-0

LIMESTONE COLLEGE

SERIES TIED 1-1

DATE	LOCATION	W/L	SCORE
3/25/90	Atlanta, Ga.	W	2-1
3/25/90	Atlanta, Ga.	L	2-7

SERIES

Home: 1-1, Away: 0-0, Neutral: 0-0

LIPSCOMB

GT LEADS 5-1

DATE	LOCATION	W/L	SCORE
3/22/03	Marietta, Ga.	W	3-2

3/3/07	Woodstock, Ga.	W	11-1 (5)
2/9/08	Panthersville, Ga.	L	9-11
2/11/08	Panthersville, Ga.	W	2-1
3/18/11	Myrtle Beach, S.C.	W	5-1
3/18/11	Myrtle Beach, S.C.	W	4-3

SERIES

Home: 0-0, Away: 0-0, Neutral: 5-1

LIU BROOKLYN

GT LEADS 3-1

DATE	LOCATION	W/L	SCORE
3/2/02	Baton Rouge, La.	W	3-2
3/10/06	Clearwater, Fla.	W	5-2
2/6/15	Boca Raton, Fla.	L	3-4
3/19/16	Tampa, Fla.	W	4-0

SERIES

Home: 0-0, Away: 0-0, Neutral: 3-1

LONG BEACH STATE

GT LEADS 2-0

DATE	LOCATION	W/L	SCORE
3/8/02	Pleasanton, Calif.	W	4-2
2/20/10	Las Vegas, Nev.	W	12-3 (5)

SERIES

Home: 0-0, Away: 0-0, Neutral: 2-0

LOUISIANA TECH

GT TRAILS 1-2

DATE	LOCATION	W/L	SCORE
2/28/94	Atlanta, Ga.	W	6-2
2/28/94	Atlanta, Ga.	L	0-2
4/26/97	Oxford, Miss.	L	6-8

SERIES

Home: 1-1, Away: 0-0, Neutral: 0-1

LOUISIANA MONROE

GT LEADS 2-0

DATE	LOCATION	W/L	SCORE
2/17/01	Monroe, La.	W	3-2
2/7/04	Monroe, La.	W	9-0 (5)

SERIES

Home: 10-0, Away: 2-0, Neutral: 0-0

LOUISVILLE

GT TRAILS 1-6

DATE	LOCATION	W/L	SCORE
3/2/13	Orlando, Fla.	L	3-6
2/28/15	Atlanta, Ga.	L	1-6
2/28/15	Atlanta, Ga.	L	4-5
3/1/15	Atlanta, Ga.	L	2-15 (6)
3/5/16	Louisville, Ky.	L	3-12 (5)
3/5/16	Louisville, Ky.	W	5-2
3/6/16	Louisville, Ky.	L	4-5

SERIES

Home: 0-3, Away: 1-2, Neutral: 0-1

LOYOLA-MARYMOUNT

GT LEADS 1-0

DATE	LOCATION	W/L	SCORE
2/20/09	Cathedral City, Calif.	W	5-0

SERIES

Home: 0-0, Away: 0-0, Neutral: 1-0

LSU

GT TRAILS 0-1

DATE	LOCATION	W/L	SCORE
2/20/12	Baton Rouge, La.	L	1-2

SERIES

Home: 0-0, Away: 0-1, Neutral: 0-0

MAINE

GT LEADS 1-0

DATE	LOCATION	W/L	SCORE
3/31/95	Marietta, Ga.	W	8-0 (5)

SERIES

Home: 0-0, Away: 0-0, Neutral: 1-0

MANCHESTER

GT TRAILS 0-1

DATE	LOCATION	W/L	SCORE
3/23/89	Pensacola, Fla.	L	0-6

SERIES

Home: 0-0, Away: 0-0, Neutral: 0-1

MANHATTAN

GT LEADS 1-0

DATE	LOCATION	W/L	SCORE
3/1/03	Panthersville, Ga.	W	7-0

SERIES

Home: 0-0, Away: 0-0, Neutral: 1-0

MARSHALL

GT LEADS 5-0

DATE	LOCATION	W/L	SCORE
3/26/94	Rock Hill, S.C.	W	9-0 (5)
2/22/97	Raleigh, N.C.	W	1-0
3/24/00	Marietta, Ga.	W	4-2
3/3/06	Marietta, Ga.	W	12-6
2/15/13	Atlanta, Ga.	W	7-6

SERIES

Home: 1-0, Away: 0-0, Neutral: 4-0

MARYLAND

GT LEADS 40-18

DATE	LOCATION	W/L	SCORE
3/30/95	Atlanta, Ga.	W	4-2
3/30/95	Atlanta, Ga.	W	8-1
3/28/96	Atlanta, Ga.	L	0-2
3/28/96	Atlanta, Ga.	W	1-0
4/13/97	College Park, Md.	L	1-2
4/13/97	College Park, Md.	L	0-3
4/19/97	Marietta, Ga.	L	0-9 (6)
3/23/98	Atlanta, Ga.	L	5-7
3/24/98	Atlanta, Ga.	L	0-5
4/24/98	Tallahassee, Fla.	L	0-4
4/9/99	College Park, Md.	L	1-2 (10)
4/10/99	College Park, Md.	L	0-8 (5)
5/15/99	Tallahassee, Fla.	L	0-7
3/21/00	Atlanta, Ga.	L	3-7
3/21/00	Atlanta, Ga.	L	5-9
4/30/00	Tallahassee, Fla.	L	1-2
4/15/01	College Park, Md.	L	0-2
4/15/01	College Park, Md.	W	4-3
5/11/01	Raleigh, N.C.	L	0-1
3/24/02	Marietta, Ga.	W	2-1 (8)
3/27/02	Atlanta, Ga.	W	3-0
3/27/02	Atlanta, Ga.	W	4-0
4/6/02	Chapel Hill, N.C.	W	5-1
5/10/02	Tallahassee, Fla.	W	1-0 (9)
3/22/03	Marietta, Ga.	W	1-0 (9)
4/6/03	College Park, Md.	W	5-1
4/6/03	College Park, Md.	W	1-0 (10)
5/2/04	Atlanta, Ga.	W	10-2 (6)
5/2/04	Atlanta, Ga.	W	1-0
5/15/04	Tallahassee, Fla.	W	6-4

SERIES HISTORY

4/29/05	College Park, Md.	W	3-2
4/29/05	College Park, Md.	L	1-2
3/18/06	Atlanta, Ga.	W	4-1
3/18/06	Atlanta, Ga.	W	9-0
3/19/06	Atlanta, Ga.	W	5-1
4/14/07	College Park, Md.	W	7-3
4/14/07	College Park, Md.	W	7-2
5/10/07	Tallahassee, Fla.	W	5-1
4/26/08	Atlanta, Ga.	W	2-0
4/26/08	Atlanta, Ga.	W	4-2
4/27/08	Atlanta, Ga.	W	4-3
5/2/09	College Park, Md.	W	9-2
5/2/09	College Park, Md.	W	8-0 (5)
3/27/10	Atlanta, Ga.	W	9-8
3/27/10	Atlanta, Ga.	W	3-1
3/28/10	Atlanta, Ga.	W	1-0
4/2/11	College Park, Md.	W	5-2
4/2/11	College Park, Md.	W	4-3
4/3/11	College Park, Md.	W	2-0
4/7/12	Atlanta, Ga.	W	6-1
4/7/12	Atlanta, Ga.	W	9-6
4/8/12	Atlanta, Ga.	W	5-0
4/13/13	Atlanta, Ga.	L	6-8
4/13/13	Atlanta, Ga.	W	5-4
4/14/13	Atlanta, Ga.	L	5-14 (5)
3/15/14	College Park, Md.	W	7-4
3/15/14	College Park, Md.	W	4-1
3/16/14	College Park, Md.	W	7-6

SERIES

Home: 20-7, Away: 14-6, Neutral: 6-5

MARYVILLE

GT TRAILS 0-2

DATE	LOCATION	W/L	SCORE
4/21/90	Columbus, Ga.	L	1-2
4/21/90	Columbus, Ga.	L	1-2

SERIES

Home: 0-0, Away: 0-0, Neutral: 0-2

MASSACHUSETTS

SERIES TIED 3-3

DATE	LOCATION	W/L	SCORE
5/16/03	Tuscaloosa, Ala.	L	0-2
5/20/04	Athens, Ga.	W	1-0
3/12/06	Clearwater, Fla.	L	1-2
3/24/07	Columbus, Ga.	W	3-0
3/9/07	Clearwater, Fla.	W	5-1
2/25/12	Clearwater, Fla.	L	0-1

SERIES

Home: 0-0, Away: 0-0, Neutral: 3-3

MCNEESE STATE

GT LEADS 1-0

DATE	LOCATION	W/L	SCORE
3/2/02	Baton Rouge, La.	W	2-1 (9)

SERIES

Home: 0-0, Away: 0-0, Neutral: 1-0

MERCER

GT LEADS 52-15

DATE	LOCATION	W/L	SCORE
4/7/87	Macon, Ga.	W	7-3
4/7/87	Macon, Ga.	L	1-2
4/10/87	Pensacola, Fla.	L	6-7
4/30/87	Atlanta, Ga.	W	2-0
4/30/87	Atlanta, Ga.	W	3-2
4/15/88	Columbus, Ga.	L	2-3
4/15/88	Columbus, Ga.	L	0-1
4/26/88	Atlanta, Ga.	L	0-3
4/26/88	Atlanta, Ga.	L	6-12
4/30/88	Atlanta, Ga.	W^	1-0
4/30/88	Atlanta, Ga.	W^	1-0

4/1/89	Macon, Ga.	L	0-3
4/1/89	Macon, Ga.	L	0-2
4/25/89	Atlanta, Ga.	W	4-0
4/25/89	Atlanta, Ga.	W	5-1
3/13/90	Atlanta, Ga.	W	5-4 (11)
3/13/90	Atlanta, Ga.	W	5-1
4/20/90	Columbus, Ga.	W	4-0
4/24/90	Macon, Ga.	L	1-2 (8)
4/24/90	Macon, Ga.	L	1-3
4/9/91	Macon, Ga.	W	2-1
4/13/91	Chapel Hill, N.C.	W	2-1
4/19/91	Columbus, Ga.	W	5-0
4/20/91	Columbus, Ga.	W	2-1
3/11/92	Atlanta, Ga.	W	11-1 (6)
3/11/92	Atlanta, Ga.	W	3-2
4/29/92	Macon, Ga.	W	3-0
4/29/92	Macon, Ga.	W	8-1
2/18/93	Macon, Ga.	W	13-0
2/18/93	Macon, Ga.	W	8-5
4/2/93	Marietta, Ga.	W	18-2
4/6/93	Atlanta, Ga.	W	5-1
4/6/93	Atlanta, Ga.	W	4-3
2/17/94	Macon, Ga.	W	6-0
2/17/94	Macon, Ga.	W	8-1
4/25/94	Atlanta, Ga.	W	6-0
4/25/94	Atlanta, Ga.	W	6-4
2/23/95	Macon, Ga.	W	4-0
2/23/95	Macon, Ga.	W	11-2
4/3/95	Atlanta, Ga.	W	5-0
4/3/95	Atlanta, Ga.	W	8-2
3/7/96	Atlanta, Ga.	W	10-0 (5)
3/7/96	Atlanta, Ga.	W	4-2
4/12/96	Macon, Ga.	W	5-3
4/12/96	Macon, Ga.	W	5-0
4/8/97	Macon, Ga.	L	1-2
4/8/97	Macon, Ga.	L	4-7
2/25/98	Atlanta, Ga.	W	6-5
2/25/98	Atlanta, Ga.	W	6-3
3/3/99	Macon, Ga.	W	10-3
3/3/99	Macon, Ga.	W	10-4
3/27/99	Marietta, Ga.	W	12-2 (5)
4/26/02	Atlanta, Ga.	W	10-2 (6)
4/26/02	Atlanta, Ga.	W	4-0
3/30/03	Macon, Ga.	W	14-0
3/30/03	Macon, Ga.	W	10-1
3/5/05	Marietta, Ga.	W	8-0 (6)
5/7/07	Atlanta, Ga.	W	4-1
3/9/08	Macon, Ga.	L	1-2
3/6/09	Woodstock, Ga.	W	4-1
3/13/10	Atlanta, Ga.	W	8-2
3/14/10	Atlanta, Ga.	W	10-5
2/20/13	Atlanta, Ga.	L	9-10
4/10/13	Macon, Ga.	L	1-9 (5)
3/2/16	Atlanta, Ga.	W	2-1
3/2/16	Atlanta, Ga.	W	4-0

SERIES

Home: 28-3, Away: 16-9, Neutral: 8-3

MIAMI (OHIO)

GT LEADS 4-0

DATE	LOCATION	W/L	SCORE
2/21/99	Greenville, N.C.	W	5-3
2/17/07	Kennesaw, Ga.	W	10-0 (5)
2/15/13	Atlanta, Ga.	W	10-8
2/16/13	Atlanta, Ga.	W	16-4

SERIES

Home: 2-0, Away: 0-0, Neutral: 2-0

MICHIGAN

GT TRAILS 0-5

DATE	LOCATION	W/L	SCORE
2/28/04	Columbus, Ga.	L	1-3
2/25/05	Columbus, Ga.	L	1-3
3/1/13	Orlando, Fla.	L	1-6
2/13/15	Tallahassee, Fla.	L	0-10 (5)
2/15/15	Tallahassee, Fla.	L	2-10 (5)

SERIES

Home: 0-0, Away: 0-0, Neutral: 0-5

MICHIGAN STATE

GT TRAILS 0-2

DATE	LOCATION	W/L	SCORE
3/9/06	Clearwater, Fla.	L	2-3
3/8/17	Atlanta, Ga.	L	3-7

SERIES

Home: 0-1, Away: 0-0, Neutral: 0-1

MIDDLE TENNESSEE ST.

SERIES TIED 2-2

DATE	LOCATION	W/L	SCORE
3/4/95	Atlanta, Ga.	L	3-4
3/28/97	Marietta, Ga.	L	0-1 (8)
3/4/07	Woodstock, Ga.	W	8-6
2/15/08	Tuscaloosa, Ala.	W	2-1

SERIES

Home: 0-1, Away: 0-0, Neutral: 2-1

MINNESOTA

GT TRAILS 0-3

DATE	LOCATION	W/L	SCORE
2/26/93	Lafayette, La.	L	1-5
3/24/97	Atlanta, Ga.	L	1-5
2/19/00	Raleigh, N.C.	L	0-2

SERIES

Home: 0-0, Away: 0-0, Neutral: 0-3

MISSISSIPPI

GT TRAILS 2-4

DATE	LOCATION	W/L	SCORE
4/10/87	Pensacola, Fla.	L	1-3
4/26/97	Oxford, Miss.	L	1-3
2/27/98	Atlanta, Ga.	W	8-3
2/27/98	Atlanta, Ga.	L	0-1
2/28/98	Atlanta, Ga.	L	2-4
3/7/10	Woodstock, Ga.	W	1-0

SERIES

Home: 1-2, Away: 0-1, Neutral: 1-1

MISSISSIPPI STATE

GT TRAILS 2-9

DATE	LOCATION	W/L	SCORE
4/21/99	Atlanta, Ga.	L	0-5
4/19/00	Starkville, Miss.	L	2-3
4/19/01	Atlanta, Ga.	L	2-4
4/19/01	Atlanta, Ga.	L	1-4 (10)
4/18/02	Starkville, Miss.	L	4-7
4/18/02	Starkville, Miss.	L	0-3
4/14/03	Atlanta, Ga.	W	9-1 (5)
4/14/03	Atlanta, Ga.	W	5-3
5/8/04	Starkville, Miss.	L	2-10 (6)
5/8/04	Starkville, Miss.	L	0-1
2/25/12	Clearwater, Fla.	L	3-5

SERIES

Home: 2-3, Away: 0-5, Neutral: 0-1

MISSOURI

GT TRAILS 1-4

DATE	LOCATION	W/L	SCORE
2/10/06	Atlanta, Ga.	W	11-6
2/10/06	Atlanta, Ga.	L	5-8
2/11/06	Atlanta, Ga.	L	3-9
3/23/13	Columbia, Mo.	L	0-8 (5)
3/23/13	Columbia, Mo.	L	0-16 (5)

SERIES

Home: 1-2, Away: 0-2, Neutral: 0-0

MISSOURI BAPTIST

GT TRAILS 0-1

DATE	LOCATION	W/L	SCORE
3/23/89	Pensacola, Fla.	L	1-6

SERIES

Home: 0-0, Away: 0-0, Neutral: 0-1

MISSOURI STATE

GT LEADS 4-1

DATE	LOCATION	W/L	SCORE
3/28/00	Atlanta, Ga.	W	6-2
2/9/13	Atlanta, Ga.	W	8-7
2/8/14	Atlanta, Ga.	W	3-0
2/8/14	Atlanta, Ga.	L	3-6
2/9/14	Atlanta, Ga.	W	7-1

SERIES

Home: 4-1, Away: 0-0, Neutral: 0-0

MOUNT ST. MARY'S

GT LEADS 3-0

DATE	LOCATION	W/L	SCORE
2/20/15	Atlanta, Ga.	W	10-0 (5)
2/20/15	Atlanta, Ga.	W	12-2 (5)
2/22/15	Atlanta, Ga.	W	2-0

SERIES

Home: 3-0, Away: 0-0, Neutral: 0-0

MOREHEAD STATE

GT LEADS 2-0

DATE	LOCATION	W/L	SCORE
3/14/92	Atlanta, Ga.	W	5-1
3/14/92	Atlanta, Ga.	W	5-2

SERIES

Home: 2-0, Away: 0-0, Neutral: 0-0

MORRIS BROWN

GT LEADS 2-0

DATE	LOCATION	W/L	SCORE
4/8/01	Atlanta, Ga.	W^	7-0
4/8/01	Atlanta, Ga.	W^	7-0

SERIES

Home: 2-0, Away: 0-0, Neutral: 0-0

NC CENTRAL

GT LEADS 2-0

DATE	LOCATION	W/L	SCORE
3/14/16	Atlanta, Ga.	W	3-2
3/15/16	Atlanta, Ga.	W	7-0

SERIES

Home: 2-0, Away: 0-0, Neutral: 0-0

NC STATE

GT LEADS 28-16

DATE	LOCATION	W/L	SCORE
4/17/04	Raleigh, N.C.	W	2-0
4/17/04	Raleigh, N.C.	L	0-2
5/14/04	Tallahassee, Fla.	W	2-1
4/9/05	Atlanta, Ga.	W	4-0
4/9/05	Atlanta, Ga.	W	9-2
4/10/05	Atlanta, Ga.	W	2-1
5/12/05	College Park, Md.	W	2-0
3/5/06	Marietta, Ga.	W	7-1
4/8/06	Raleigh, N.C.	L	1-9
4/8/06	Raleigh, N.C.	W	4-3

SERIES HISTORY

4/9/06	Raleigh, N.C.	L	3-7
3/24/07	Atlanta, Ga.	W	11-10
3/24/07	Atlanta, Ga.	W	4-1
3/25/07	Atlanta, Ga.	L	6-9
4/5/08	Raleigh, N.C.	L	3-8
4/6/08	Raleigh, N.C.	L	1-6
4/6/08	Raleigh, N.C.	L	6-9
5/8/08	College Park, Md.	L	0-1
4/10/09	Atlanta, Ga.	W	8-0 (5)
4/10/09	Atlanta, Ga.	W	4-1
4/11/09	Atlanta, Ga.	W	5-0
5/1/10	Raleigh, N.C.	W	11-4
5/1/10	Raleigh, N.C.	W	9-2
5/2/10	Raleigh, N.C.	W	8-1
3/26/11	Atlanta, Ga.	W	5-4
3/26/11	Atlanta, Ga.	W	8-4
3/27/11	Atlanta, Ga.	W	14-0 (5)
3/31/12	Raleigh, N.C.	W	6-4
3/31/12	Raleigh, N.C.	W	6-3
4/1/12	Raleigh, N.C.	W	5-2
3/29/13	Atlanta, Ga.	W	7-2
3/29/13	Atlanta, Ga.	W	7-5
3/30/13	Atlanta, Ga.	L	4-12
3/19/14	Raleigh, N.C.	L	4-5
3/19/14	Raleigh, N.C.	L	3-10
3/28/15	Atlanta, Ga.	W	5-3
3/28/15	Atlanta, Ga.	L	1-7
3/29/15	Atlanta, Ga.	L	0-10 (5)
4/30/16	Raleigh, N.C.	L	5-7
4/30/16	Raleigh, N.C.	W	7-3
5/1/16	Raleigh, N.C.	W	5-3
4/7/17	Atlanta, Ga.	W	7-6 (10)
4/8/17	Atlanta, Ga.	L	11-12
4/9/17	Atlanta, Ga.	L	0-3

SERIES

Home: 15-6, Away: 10-9, Neutral: 3-1

NEBRASKA

GT LEADS 4-2

DATE	LOCATION	W/L	SCORE
2/27/04	Columbus, Ga.	W	1-0
2/26/05	Columbus, Ga.	L	1-9 (5)
2/26/10	Columbus, Ga.	L	0-2
2/12/12	Tempe, Ariz.	W	6-5
2/13/15	Tallahassee, Fla.	W	11-2 (5)
2/14/15	Tallahassee, Fla.	W	10-2 (5)

SERIES

Home: 0-0, Away: 0-0, Neutral: 4-2

NEW MEXICO

GT LEADS 2-1

DATE	LOCATION	W/L	SCORE
3/2/07	Woodstock, Ga.	W	11-3 (6)
2/15/08	Tuscaloosa, Ala.	L	0-1
2/16/08	Tuscaloosa, Ala.	W	6-0

SERIES

Home: 0-0, Away: 0-0, Neutral: 2-1

NIAGARA

GT LEADS 2-0

DATE	LOCATION	W/L	SCORE
3/26/99	Marietta, Ga.	W	10-3
3/2/11	Atlanta, Ga.	W	12-3 (5)

SERIES

Home: 1-0, Away: 0-0, Neutral: 1-0

NICHOLLS STATE

GT LEADS 2-3

DATE	LOCATION	W/L	SCORE
4/2/94	Marietta, Ga.	L	1-6
4/1/95	Marietta, Ga.	L	0-7
4/5/96	Birmingham, Ala.	W	5-4 (10)
3/27/98	Marietta, Ga.	W	2-1

3/20/04	Marietta, Ga.	L	1-2
---------	---------------	---	-----

SERIES

Home: 0-0, Away: 0-0, Neutral: 2-3

NORTH CAROLINA

GT TRAILS 34-39

DATE	LOCATION	W/L	SCORE
4/12/91	Chapel Hill, N.C.	L	1-3
4/3/92	Greenville, S.C.	L	0-2
4/4/92	Greenville, S.C.	L	0-6
4/11/92	Chapel Hill, N.C.	W	4-3
4/3/93	Marietta, Ga.	W	3-0
4/11/93	Chapel Hill, N.C.	L	1-9
4/16/93	Tallahassee, Fla.	W	3-2
3/20/94	Atlanta, Ga.	W	9-6
3/20/94	Atlanta, Ga.	W	9-1 (5)
4/22/94	Tallahassee, Fla.	L	0-4
3/21/95	Chapel Hill, N.C.	W	3-2
3/21/95	Chapel Hill, N.C.	W	8-0
3/29/96	Marietta, Ga.	L	1-5
4/25/96	Atlanta, Ga.	L	1-16 (6)
3/8/97	Atlanta, Ga.	W	5-3
3/8/97	Atlanta, Ga.	W	9-2
4/17/97	Marietta, Ga.	L	7-8
4/19/97	Marietta, Ga.	W	3-2 (8)
3/7/98	Chapel Hill, N.C.	L	0-5
3/7/98	Chapel Hill, N.C.	L	0-6
4/24/99	Atlanta, Ga.	L	2-4
4/25/99	Atlanta, Ga.	L	5-7
5/15/99	Tallahassee, Fla.	W	6-2
4/22/00	Chapel Hill, N.C.	L	0-2
4/23/00	Chapel Hill, N.C.	L	1-6
4/21/01	Atlanta, Ga.	L	0-2
4/22/01	Atlanta, Ga.	L	3-5
4/5/02	Chapel Hill, N.C.	W	1-0
4/5/02	Chapel Hill, N.C.	W	5-4
4/6/02	Chapel Hill, N.C.	W	8-5
5/12/02	Tallahassee, Fla.	W	6-2
4/17/03	Atlanta, Ga.	L	1-3
5/9/03	Tallahassee, Fla.	W	3-1
4/18/04	Chapel Hill, N.C.	W	2-1
4/18/04	Chapel Hill, N.C.	L	2-3
5/15/04	Tallahassee, Fla.	W	4-0
3/12/05	Atlanta, Ga.	W	12-2 (5)
3/12/05	Atlanta, Ga.	L	4-8 (8)
3/13/05	Atlanta, Ga.	W	4-0
4/22/06	Chapel Hill, N.C.	L	4-5
4/22/06	Chapel Hill, N.C.	W	1-0 (8)
4/23/06	Chapel Hill, N.C.	L	2-4
3/31/07	Atlanta, Ga.	L	2-4 (12)
3/31/07	Atlanta, Ga.	W	5-4
4/1/07	Atlanta, Ga.	L	4-6
3/29/08	Chapel Hill, N.C.	L	1-3
3/29/08	Chapel Hill, N.C.	L	2-6
4/25/09	Atlanta, Ga.	W	6-0
4/25/09	Atlanta, Ga.	W	3-2 (8)
4/26/09	Atlanta, Ga.	W	3-2
3/20/10	Chapel Hill, N.C.	W	16-1 (5)
3/20/10	Atlanta, Ga.	L	3-8
3/21/10	Atlanta, Ga.	W	5-0
5/15/10	Blacksburg, Va.	W	8-0 (5)
4/16/11	Atlanta, Ga.	W	6-4
4/16/11	Atlanta, Ga.	W	7-5
4/17/11	Atlanta, Ga.	W	3-2
4/21/12	Chapel Hill, N.C.	L	2-3
4/21/12	Chapel Hill, N.C.	L	4-6
4/21/13	Chapel Hill, N.C.	L	1-7
4/21/13	Chapel Hill, N.C.	W	8-5
4/22/13	Chapel Hill, N.C.	L	6-11
5/9/13	Tallahassee, Fla.	L	2-6
4/12/14	Atlanta, Ga.	W	6-2
4/12/14	Atlanta, Ga.	W	9-6
4/13/14	Atlanta, Ga.	L	6-15
4/11/15	Chapel Hill, N.C.	L	12-1 (5)
4/11/15	Chapel Hill, N.C.	L	0-1
4/12/15	Chapel Hill, N.C.	L	0-5
5/7/16	Atlanta, Ga.	L	0-7
5/8/16	Atlanta, Ga.	L	3-8
5/8/16	Atlanta, Ga.	L	1-7
2/12/17	San Juan, Puerto Rico	L	3-7

SERIES

Home: 16-14, Away: 10-18, Neutral: 8-7

NORTH CAROLINA A&T

GT LEADS 1-0

DATE	LOCATION	W/L	SCORE
4/7/89	Greensboro, N.C.	W	5-0

SERIES

Home: 0-0, Away: 1-0, Neutral: 0-0

NORTH DAKOTA STATE

GT TRAILS 1-2

DATE	LOCATION	W/L	SCORE
3/25/17	Atlanta, Ga.	L	6-8 (12)
3/25/17	Atlanta, Ga.	W	5-4
3/26/17	Atlanta, Ga.	L	1-2

SERIES

Home: 1-2, Away: 0-0, Neutral: 0-0

NORTH FLORIDA

GT TRAILS 0-2

DATE	LOCATION	W/L	SCORE
3/22/17	Jacksonville, Fla.	L	3-5
3/22/17	Jacksonville, Fla.	L	0-8 (6)

SERIES

Home: 0-0, Away: 0-2, Neutral: 0-0

NORTH TEXAS

SERIES TIED 1-1

DATE	LOCATION	W/L	SCORE
4/9/16	Lawrence, Kan.	W	8-4
4/10/16	Lawrence, Kan.	L	2-10 (5)

SERIES

Home: 0-0, Away: 0-0, Neutral: 1-1

NORTHEASTERN ILLINOIS

GT LEADS 2-0

DATE	LOCATION	W/L	SCORE
3/23/94	Atlanta, Ga.	W	8-0 (5)
3/23/94	Atlanta, Ga.	W	8-0 (5)

SERIES

Home: 2-0, Away: 0-0, Neutral: 0-0

NORTHERN ILLINOIS

GT LEADS 3-0

DATE	LOCATION	W/L	SCORE
3/19/05	Orlando, Fla.	W	4-3
3/20/05	Orlando, Fla.	W	5-3
3/8/07	Tampa, Fla.	W	4-1

SERIES

Home: 0-0, Away: 0-0, Neutral: 3-0

NORTHERN IOWA

GT LEADS 1-0

DATE	LOCATION	W/L	SCORE
3/6/04	Tucson, Ariz.	W	7-0

SERIES

Home: 0-0, Away: 0-0, Neutral: 1-0

NORTHWESTERN

GT LEADS 3-2

DATE	LOCATION	W/L	SCORE
3/24/99	Atlanta, Ga.	L	2-5

2/11/05	Boca Raton, Fla.	W	3-0
2/19/10	Las Vegas, Nev.	W	9-6
2/22/13	Cathedral City, Calif.	L	2-3
3/20/16	Tampa, Fla.	W	3-2

SERIES

Home: 0-1, Away: 0-0, Neutral: 3-1

NORTHWESTERN ST.

GT LEADS 1-0

DATE	LOCATION	W/L	SCORE
3/1/98	Atlanta, Ga.	W	8-7

SERIES

Home: 1-0, Away: 0-0, Neutral: 0-0

NORTE DAME

GT TRAILS 3-10

DATE	LOCATION	W/L	SCORE
3/27/92	Birmingham, Ala.	L	2-6
2/19/99	Tampa, Fla.	L	4-6
2/29/04	Columbus, Ga.	L	1-2
3/2/13	Orlando, Fla.	L	2-6
3/8/14	Atlanta, Ga.	L	0-3
3/8/14	Atlanta, Ga.	W	7-3
3/9/14	Atlanta, Ga.	L	0-12 (5)
3/21/15	South Bend, Ind.	L	1-6
3/21/15	South Bend, Ind.	L	0-13 (5)
3/22/15	South Bend, Ind.	L	0-5
3/11/17	Atlanta, Ga.	W	8-7 (9)
3/11/17	Atlanta, Ga.	W	9-8 (9)
3/12/17	Atlanta, Ga.	L	6-8 (8)

SERIES

Home: 1-2, Away: 0-3, Neutral: 0-4

OAKLAND (MICHIGAN)

GT LEADS 3-1

DATE	LOCATION	W/L	SCORE
2/21/03	Gainesville, Fla.	L	0-1
2/23/03	Gainesville, Fla.	W	3-2 (9)
3/9/05	Atlanta, Ga.	W	7-4
2/27/07	Atlanta, Ga.	W	14-6 (6)

SERIES

Home: 2-0, Away: 0-0, Neutral: 1-1

OHIO

GT LEADS 5-1

DATE	LOCATION	W/L	SCORE
3/27/93	Rock Hill, S.C.	W	2-1
2/21/97	Raleigh, N.C.	L	2-3
2/27/99	Greenville, N.C.	W	5-3 (8)
3/19/04	Marietta, Ga.	W	7-3
3/23/04	Atlanta, Ga.	W	11-3 (6)
3/23/04	Atlanta, Ga.	W	6-0

SERIES

Home: 2-0, Away: 0-0, Neutral: 3-1

OHIO STATE

GT TRAILS 0-4

DATE	LOCATION	W/L	SCORE
3/24/02	Marietta, Ga.	L	0-7
3/6/05	Marietta, Ga.	L	3-5
2/19/16	Atlanta, Ga.	L	0-6
2/20/16	Atlanta, Ga.	L	3-4 (8)

SERIES

Home: 0-2, Away: 0-2, Neutral: 0-0

OKLAHOMA

GT LEADS 1-0

SERIES HISTORY

DATE	LOCATION	W/L	SCORE
2/17/12	Auburn, Ala.	W	1-0

SERIES

Home: 0-0, Away: 0-0, Neutral: 1-0

OKLAHOMA STATE

GT TRAILS 1-2

DATE	LOCATION	W/L	SCORE
3/31/90	Birmingham, Ala.	L	0-4
3/10/07	Clearwater, Fla.	W	4-3
5/20/11	Knoxville, Tenn.	L	1-2

SERIES

Home: 0-0, Away: 0-0, Neutral: 1-2

OMAHA

GT LEADS 2-0

DATE	LOCATION	W/L	SCORE
2/24/17	Atlanta, Ga.	W	5-1
2/24/17	Atlanta, Ga.	W	2-1 (8)

SERIES

Home: 2-0, Away: 0-0, Neutral: 0-0

OREGON

GT TRAILS 0-2

DATE	LOCATION	W/L	SCORE
3/7/03	Sunnyvale, Calif.	L	1-2
2/21/09	Cathedral City, Calif.	L	0-3
5/22/10	Atlanta, Ga.	L	2-11 (5)
5/23/10	Atlanta, Ga.	L	3-4 (8)

SERIES

Home: 0-2, Away: 0-0, Neutral: 0-2

OREGON STATE

SERIES TIED 2-2

DATE	LOCATION	W/L	SCORE
3/8/04	Sunnyvale, Calif.	L	1-4
2/22/09	Cathedral City, Calif.	W	6-0
2/10/12	Tempe, Ariz.	W	9-8
2/23/13	Cathedral City, Calif.	L	1-9

SERIES

Home: 0-0, Away: 0-0, Neutral: 2-2

PENN STATE

SERIES TIED 3-3

DATE	LOCATION	W/L	SCORE
3/9/01	Tampa, Fla.	W	4-2
3/8/11	Kennesaw, Ga.	W	2-0
3/12/11	Atlanta, Ga.	W	6-0
2/7/15	Boca Raton, Fla.	L	2-3
2/17/17	Atlanta, Ga.	L	2-3
2/18/17	Atlanta, Ga.	L	3-8

SERIES

Home: 1-2, Away: 0-0, Neutral: 2-1

PITTSBURGH

GT TRAILS 6-10

DATE	LOCATION	W/L	SCORE
3/11/99	Atlanta, Ga.	W	3-1
3/11/99	Atlanta, Ga.	L	4-6
3/13/99	Atlanta, Ga.	L	2-3 (8)
2/19/11	Miami, Fla.	L	1-2
4/19/14	Pittsburgh, Pa.	L	3-4
4/19/14	Pittsburgh, Pa.	L	1-3
4/20/14	Pittsburgh, Pa.	W	7-1
3/14/15	Atlanta, Ga.	L	2-3
3/14/15	Atlanta, Ga.	W	9-1 (5)
3/15/15	Atlanta, Ga.	L	4-7

4/16/16	Pittsburgh, Pa.	L	3-4 (10)
4/16/16	Pittsburgh, Pa.	W	9-8
4/17/16	Pittsburgh, Pa.	L	4-9
5/6/17	Atlanta, Ga.	W	2-1
5/7/17	Atlanta, Ga.	L	6-7 (9)
5/8/17	Atlanta, Ga.	W	12-2 (5)

SERIES

Home: 2-4, Away: 2-4, Neutral: 0-1

PRINCETON

GT LEADS 4-0

DATE	LOCATION	W/L	SCORE
3/17/02	Atlanta, Ga.	W	5-4
3/17/02	Atlanta, Ga.	W	7-0
3/16/03	Atlanta, Ga.	W	8-1
3/16/03	Atlanta, Ga.	W	4-0

SERIES

Home: 4-0, Away: 0-0, Neutral: 0-0

PROVIDENCE

GT LEADS 2-0

DATE	LOCATION	W/L	SCORE
2/19/11	Miami, Fla.	W	7-0
3/20/11	Myrtle Beach, S.C.	W	6-4

SERIES

Home: 0-0, Away: 0-0, Neutral: 0-2

PURDUE

GT TRAILS 1-3

DATE	LOCATION	W/L	SCORE
3/4/05	Marietta, Ga.	W	2-1
3/6/09	Woodstock, Ga.	L	2-4
2/20/16	Atlanta, Ga.	L	0-3
2/21/16	Atlanta, Ga.	L	3-4

SERIES

Home: 0-2, Away: 0-0, Neutral: 1-1

RADFORD

GT LEADS 9-1

DATE	LOCATION	W/L	SCORE
4/1/94	Marietta, Ga.	W	19-1 (5)
3/2/96	Greenville, N.C.	W	5-2
3/13/97	Atlanta, Ga.	W	8-7
2/21/98	Chapel Hill, N.C.	W	10-1 (5)
3/4/00	Atlanta, Ga.	W	16-1 (5)
3/4/00	Atlanta, Ga.	W	20-3 (5)
3/22/03	Marietta, Ga.	W	5-3
3/5/06	Marietta, Ga.	W	6-4
2/25/17	Atlanta, Ga.	L	0-4
2/25/17	Atlanta, Ga.	W	3-0

SERIES

Home: 4-1, Away: 0-0, Neutral: 5-0

RHODE ISLAND

GT LEADS 1-0

DATE	LOCATION	W/L	SCORE
3/26/99	Marietta, Ga.	W	7-1

SERIES

Home: 0-0, Away: 0-0, Neutral: 1-0

RUTGERS

GT LEADS 2-0

DATE	LOCATION	W/L	SCORE
2/22/02	Boca Raton, Fla.	W	6-1
2/22/02	Boca Raton, Fla.	W	2-1 (9)

SERIES

Home: 0-0, Away: 0-0, Neutral: 2-0

SAGINAW VALLEY ST.

SERIES TIED 1-1

DATE	LOCATION	W/L	SCORE
2/27/92	Atlanta, Ga.	L	0-1
2/27/92	Atlanta, Ga.	W	5-0

SERIES

Home: 1-1, Away: 0-0, Neutral: 0-0

SAINT JOSEPH'S

GT LEADS 2-0

DATE	LOCATION	W/L	SCORE
3/11/04	Atlanta, Ga.	W	9-1 (5)
3/11/04	Atlanta, Ga.	W	6-0

SERIES

Home: 2-0, Away: 0-0, Neutral: 0-0

SAMFORD

GT LEADS 43-24

DATE	LOCATION	W/L	SCORE
3/3/87	Atlanta, Ga.	L	4-7
3/3/87	Atlanta, Ga.	L	1-2
4/10/87	Pensacola, Fla.	L	7-8
5/1/87	Birmingham, Ala.	L	1-11
5/1/87	Birmingham, Ala.	L	9-10
3/8/88	Birmingham, Ala.	L	3-4
3/8/88	Birmingham, Ala.	W	5-2
4/12/88	Atlanta, Ga.	L	9-10
4/12/88	Atlanta, Ga.	L	3-9
4/15/88	Columbus, Ga.	W	8-0
3/28/89	Atlanta, Ga.	W	4-2
3/28/89	Atlanta, Ga.	W	2-0
4/14/89	Columbus, Ga.	W	4-3
4/20/89	Birmingham, Ala.	W^	1-0
4/20/89	Birmingham, Ala.	W^	1-0
3/31/90	Birmingham, Ala.	W	2-1 (8)
4/3/90	Atlanta, Ga.	L	2-3
4/3/90	Atlanta, Ga.	L	0-2
4/17/90	Birmingham, Ala.	L	4-5 (8)
4/17/90	Birmingham, Ala.	W	7-6 (10)
2/16/91	Birmingham, Ala.	W	7-0
2/16/91	Birmingham, Ala.	W	2-1
4/26/91	Atlanta, Ga.	W	4-1
4/26/91	Atlanta, Ga.	W	7-1
3/1/92	Atlanta, Ga.	L	1-4
3/1/92	Atlanta, Ga.	W	6-5 (8)
4/8/92	Birmingham, Ala.	L	2-3 (8)
4/8/92	Birmingham, Ala.	W	5-4 (8)
2/27/93	Lafayette, La.	L	3-4
4/23/93	Atlanta, Ga.	W	5-3
4/23/93	Atlanta, Ga.	W	2-1
4/27/93	Birmingham, Ala.	L	0-1
4/27/93	Birmingham, Ala.	L	2-5
2/24/94	Birmingham, Ala.	W	3-0
2/24/94	Birmingham, Ala.	W	3-0
4/19/94	Atlanta, Ga.	L	0-2
4/19/94	Atlanta, Ga.	W	11-3 (6)
2/21/95	Birmingham, Ala.	L	0-1
2/21/95	Birmingham, Ala.	W	8-0 (6)
4/8/95	Atlanta, Ga.	W	10-2
4/8/95	Atlanta, Ga.	W	7-2
4/14/95	Chattanooga, Tenn.	W	10-2
2/17/96	Birmingham, Ala.	L	0-2
2/17/96	Birmingham, Ala.	W	12-0 (5)
2/28/96	Atlanta, Ga.	W	5-2
2/28/96	Atlanta, Ga.	W	4-3
4/5/96	Birmingham, Ala.	W	13-0 (4)
2/16/97	Birmingham, Ala.	W	7-6 (8)
2/16/97	Birmingham, Ala.	W	14-1 (5)
3/4/97	Atlanta, Ga.	W	15-7
3/4/97	Atlanta, Ga.	W	9-6
2/18/98	Atlanta, Ga.	L	2-3
2/18/98	Atlanta, Ga.	W	6-1
4/9/98	Birmingham, Ala.	W	2-1 (9)
4/9/98	Birmingham, Ala.	L	4-5
3/23/99	Birmingham, Ala.	L	1-4
3/23/99	Birmingham, Ala.	L	2-3

4/13/99	Atlanta, Ga.	W	6-4
4/13/99	Atlanta, Ga.	L	4-7 (8)
3/18/00	Birmingham, Ala.	W	6-4
3/18/00	Birmingham, Ala.	W	4-2 (8)
3/17/01	Atlanta, Ga.	W	3-0
3/17/01	Atlanta, Ga.	W	2-0
4/24/02	Birmingham, Ala.	W	7-1
4/24/02	Birmingham, Ala.	W	6-0
4/29/17	Atlanta, Ga.	W	8-0 (5)
4/29/17	Atlanta, Ga.	W	9-1 (6)

SERIES

Home: 20-10, Away: 20-12, Neutral: 3-2

SAN DIEGO STATE

GT TRAILS 0-3

DATE	LOCATION	W/L	SCORE
3/21/07	San Diego, Calif.	L	4-5
3/21/07	San Diego, Calif.	L	0-1
2/11/12	Tempe, Ariz.	L	2-3

SERIES

Home: 0-0, Away: 0-2, Neutral: 0-1

SAN JOSE STATE

GT TRAILS 0-1

DATE	LOCATION	W/L	SCORE
3/10/00	San Jose, Calif.	L	3-5

SERIES

Home: 0-0, Away: 0-1, Neutral: 0-0

SANTA CLARA

GT LEADS 1-0

DATE	LOCATION	W/L	SCORE
3/11/00	San Jose, Calif.	W	4-0

SERIES

Home: 0-0, Away: 0-0, Neutral: 1-0

SAVANNAH STATE

GT LEADS 2-0

DATE	LOCATION	W/L	SCORE
2/21/15	Atlanta, Ga.	W	15-7 (5)
2/21/15	Atlanta, Ga.	W	18-0 (5)

SERIES

Home: 2-0, Away: 0-0, Neutral: 0-0

SEMO

GT TRAILS 1-2

DATE	LOCATION	W/L	SCORE
4/14/95	Chattanooga, Tenn.	L	1-2
3/20/13	Cape Girardeau, Mo.	W	9-4
3/14/17	Atlanta, Ga.	L	1-6

SERIES

Home: 0-1, Away: 1-0, Neutral: 0-1

SETON HALL

GT LEADS 1-0

DATE	LOCATION	W/L	SCORE
3/5/10	Woodstock, Ga.	W	16-0 (5)

SERIES

Home: 0-0, Away: 0-0, Neutral: 1-0

SIUE

GT TRAILS 1-2

DATE	LOCATION	W/L	SCORE
3/8/12	Atlanta, Ga.	W	9-1 (6)
3/19/13	Edwardsville, Ill.	L	1-2
3/19/13	Edwardsville, Ill.	L	0-1

SERIES HISTORY

SERIES

Home: 1-0, Away: 0-2, Neutral: 0-0

SOUTH ALABAMA

GT TRAILS 1-2

DATE	LOCATION	W/L	SCORE
2/13/09	Gainesville, Fla.	W	5-2
5/18/12	Tuscaloosa, Ala.	L	3-4
5/19/13	Tuscaloosa, Ala.	L	1-10 (5)

SERIES

Home: 0-0, Away: 0-0, Neutral: 1-2

SOUTH CAROLINA

GT TRAILS 0-23

DATE	LOCATION	W/L	SCORE
2/22/92	Columbia, S.C.	L	2-8
2/22/92	Columbia, S.C.	L	0-1
3/28/92	Birmingham, Ala.	L	0-8
2/20/93	Atlanta, Ga.	L	0-3
2/20/93	Atlanta, Ga.	L	5-6
3/20/93	Columbia, S.C.	L	1-2
3/21/93	Columbia, S.C.	L	0-5
3/26/93	Rock Hill, S.C.	L	0-9
2/19/94	Columbia, S.C.	L	5-6
2/20/94	Columbia, S.C.	L	0-2
4/15/94	Chattanooga, Tenn.	L	0-8 (5)
2/26/95	Atlanta, Ga.	L	0-7
2/26/95	Atlanta, Ga.	L	5-11
2/24/96	Columbia, S.C.	L	0-1
2/24/96	Columbia, S.C.	L	0-10 (5)
4/3/97	Atlanta, Ga.	L	0-3
4/3/97	Atlanta, Ga.	L	2-10 (5)
3/11/98	Atlanta, Ga.	L	0-8 (5)
3/11/98	Atlanta, Ga.	L	3-6
2/18/03	Columbia, S.C.	L	0-8 (5)
2/26/05	Columbus, Ga.	L	0-2 (10)
2/22/08	Tampa, Fla.	L	0-1
2/28/16	Santa Barbara, Calif.	L	1-3

SERIES

Home: 0-8, Away: 0-9, Neutral: 0-6

SOUTH DAKOTA ST.

GT LEADS 1-0

DATE	LOCATION	W/L	SCORE
3/5/06	Marietta, Ga.	W	8-1

SERIES

Home: 0-0, Away: 0-0, Neutral: 1-0

SOUTH FLORIDA

GT TRAILS 3-18

DATE	LOCATION	W/L	SCORE
3/4/94	Tampa, Fla.	L	0-1
3/4/94	Tampa, Fla.	W	8-1
4/16/94	Chattanooga, Tenn.	L	0-2
4/9/95	Atlanta, Ga.	L	1-2
4/9/95	Atlanta, Ga.	L	0-1
3/19/96	Tampa, Fla.	L	0-1
3/19/96	Tampa, Fla.	L	1-3
4/6/97	Atlanta, Ga.	L	0-7
4/6/97	Atlanta, Ga.	L	1-6
4/3/98	Tampa, Fla.	L	0-1 (9)
4/3/98	Tampa, Fla.	L	1-2 (10)
2/19/99	Tampa, Fla.	L	2-10 (6)
5/9/99	Atlanta, Ga.	L	4-8
5/9/99	Atlanta, Ga.	L	2-3
3/8/01	Tampa, Fla.	L	1-3 (8)
3/9/06	Clearwater, Fla.	W	7-6
2/24/08	Tampa, Fla.	L	0-1
5/17/08	Gainesville, Fla.	W	9-2
3/18/16	Tampa, Fla.	L	0-8 (5)

SERIES

Home: 0-6, Away: 1-9, Neutral: 2-1

SOUTHEAST LOUISIANA

SERIES TIED 1-1

DATE	LOCATION	W/L	SCORE
2/18/01	Monroe, La.	L	1-3
3/4/12	Woodstock, Ga.	W	8-0 (6)

SERIES

Home: 0-0, Away: 0-0, Neutral: 1-1

SOUTHERN

GT LEADS 1-0

DATE	LOCATION	W/L	SCORE
5/15/03	Tuscaloosa, Ala.	W	2-1 (9)

SERIES

Home: 0-0, Away: 0-0, Neutral: 1-0

SOUTHERN ILLINOIS

GT TRAILS 1-4

DATE	LOCATION	W/L	SCORE
3/10/97	Atlanta, Ga.	L	2-3 (8)
3/10/97	Atlanta, Ga.	W	5-2
3/9/98	Atlanta, Ga.	L	2-6
2/23/02	Boca Raton, Fla.	L	0-1
2/25/05	Columbus, Ga.	L	1-5

SERIES

Home: 1-2, Away: 0-0, Neutral: 0-2

SOUTHERN MISS

GT TRAILS 2-4

DATE	LOCATION	W/L	SCORE
3/31/90	Birmingham, Ala.	L	3-4
3/10/99	Atlanta, Ga.	L	1-8
3/10/99	Atlanta, Ga.	L	6-12
3/27/99	Marietta, Ga.	L	0-7
4/18/13	Atlanta, Ga.	W	4-0
4/18/13	Atlanta, Ga.	W	7-1

SERIES

Home: 2-2, Away: 0-0, Neutral: 0-2

SOUTHERN UTAH

GT LEADS 2-0

DATE	LOCATION	W/L	SCORE
2/26/16	Santa Barbara, Calif.	W	5-1
2/27/16	Santa Barbara, Calif.	W	2-0 (5)

SERIES

Home: 0-0, Away: 0-0, Neutral: 2-0

ST. ANDREWS

GT LEADS 2-0

DATE	LOCATION	W/L	SCORE
3/31/89	Atlanta, Ga.	W	1-0
3/31/89	Atlanta, Ga.	W	1-0

SERIES

Home: 2-0, Away: 0-0, Neutral: 0-0

ST. FRANCIS

GT LEADS 2-0

DATE	LOCATION	W/L	SCORE
3/25/94	Rock Hill, S.C.	W	11-0
4/1/94	Marietta, Ga.	W	13-4 (5)

SERIES

Home: 0-0, Away: 0-0, Neutral: 2-0

ST. JOHN'S

GT TRAILS 0-1

DATE	LOCATION	W/L	SCORE
2/23/16	Atlanta, Ga.	L	4-5 (6)

SERIES

Home: 0-1, Away: 0-0, Neutral: 0-0

ST. LEO

GT TRAILS 0-1

DATE	LOCATION	W/L	SCORE
4/8/88	Pensacola, Fla.	L	3-6

SERIES

Home: 0-0, Away: 0-0, Neutral: 0-1

ST. LOUIS

GT LEADS 2-0

DATE	LOCATION	W/L	SCORE
3/1/98	Atlanta, Ga.	W	16-0 (5)
3/5/05	Marietta, Ga.	W	10-0 (5)

SERIES

Home: 1-0, Away: 0-0, Neutral: 1-0

ST. MARY'S COLLEGE

SERIES TIED 2-2

DATE	LOCATION	W/L	SCORE
3/9/00	Moraga, Calif.	L	1-7
3/6/02	Moraga, Calif.	W	5-1
3/6/02	Moraga, Calif.	W	3-0
3/6/03	Moraga, Calif.	L	3-6

SERIES

Home: 0-0, Away: 0-0, Neutral: 2-2

STANFORD

SERIES TIED 1-1

DATE	LOCATION	W/L	SCORE
3/10/01	Tampa, Fla.	L	0-9 (6)
5/16/03	Tuscaloosa, Ala.	W	2-1 (9)

SERIES

Home: 0-0, Away: 0-0, Neutral: 1-1

STETSON

SERIES TIED 2-2

DATE	LOCATION	W/L	SCORE
3/21/96	Deland, Fla.	W	5-0
3/21/96	Deland, Fla.	L	0-5
3/24/01	Marietta, Ga.	L	1-2 (8)
3/22/05	Deland, Fla.	W	5-0 (6)

SERIES

Home: 0-0, Away: 2-1, Neutral: 0-1

STONY BROOK

GT LEADS 2-0

DATE	LOCATION	W/L	SCORE
2/21/14	Atlanta, Ga.	W	11-2 (6)
2/23/14	Atlanta, Ga.	W	8-4

SERIES

Home: 2-0, Away: 0-0, Neutral: 0-0

SYRACUSE

GT TRAILS 4-5

DATE	LOCATION	W/L	SCORE
3/8/02	Pleasanton, Calif.	W	6-4
3/21/14	Atlanta, Ga.	L	0-1
3/22/14	Atlanta, Ga.	L	4-5
3/22/14	Atlanta, Ga.	W	3-15 (5)
4/2/16	Syracuse, N.Y.	L	7-8 (13)
4/2/16	Syracuse, N.Y.	W	6-4 (8)
3/17/17	Atlanta, Ga.	W	8-7 (10)

3/18/17	Atlanta, Ga.	L	2-6
3/19/17	Atlanta, Ga.	L	5-7 (8)

SERIES

Home: 2-4, Away: 1-1, Neutral: 1-0

TEMPLE

GT LEADS 1-0

DATE	LOCATION	W/L	SCORE
3/3/13	Orlando, Fla.	W	17-8

SERIES

Home: 0-0, Away: 0-0, Neutral: 1-0

TENNESSEE

GT TRAILS 1-4

DATE	LOCATION	W/L	SCORE
4/6/96	Birmingham, Ala.	W	5-4
4/7/96	Birmingham, Ala.	L	0-5
2/20/99	Tampa, Fla.	L	8-13
5/21/11	Knoxville, Tenn.	L	0-7
2/24/12	Clearwater, Fla.	L	0-9

SERIES

Home: 0-0, Away: 0-1, Neutral: 1-3

TENNESSEE STATE

GT LEADS 4-0

DATE	LOCATION	W/L	SCORE
4/2/94	Marietta, Ga.	W	4-2
2/22/04	Panthersville, Ga.	W	4-0
3/16/16	Atlanta, Ga.	W	6-0
3/16/16	Atlanta, Ga.	W	5-0

SERIES

Home: 2-0, Away: 0-0, Neutral: 2-0

TENNESSEE TECH

GT TRAILS 10-11-1

DATE	LOCATION	W/L	SCORE
4/5/87	Atlanta, Ga.	L	1-9
4/5/87	Atlanta, Ga.	W	6-1
3/3/89	Atlanta, Ga.	L	2-5
3/3/89	Atlanta, Ga.	T	2-2
3/10/90	Atlanta, Ga.	W	2-1
3/10/90	Atlanta, Ga.	L	0-4
4/27/90	Cookeville, Tenn.	L	4-11
4/27/90	Cookeville, Tenn.	L	3-13 (6)
3/7/92	Atlanta, Ga.	W	3-0
3/7/92	Atlanta, Ga.	W	2-1
2/23/93	Cookeville, Tenn.	L	0-4
2/23/93	Cookeville, Tenn.	W	8-4
4/16/94	Chattanooga, Tenn.	L	1-2
3/2/97	Atlanta, Ga.	L	1-7
2/28/98	Atlanta, Ga.	L	0-2
3/25/00	Marietta, Ga.	W	5-4 (8)
3/9/01	Tampa, Fla.	W	4-2
3/22/02	Marietta, Ga.	W	8-2
2/25/07	Columbus, Ga.	W	4-2
3/9/07	Clearwater, Fla.	W	6-0
3/18/08	Cookeville, Tenn.	L	4-5
3/18/08	Cookeville, Tenn.	L	0-8 (5)

SERIES

Home: 4-5-1, Away: 1-5, Neutral: 5-1

TEXAS

GT TRAILS 1-3

DATE	LOCATION	W/L	SCORE
3/22/06	Austin, Texas	L	0-1
3/22/06	Austin, Texas	L	3-5
5/18/07	Gainesville, Fla.	W	3-2
5/19/07	Gainesville, Fla.	L	2-4

SERIES

Home: 0-0, Away: 0-2, Neutral: 1-1

SERIES HISTORY

TEXAS A&M

GT TRAILS 2-3

DATE	LOCATION	W/L	SCORE
2/29/08	Columbus, Ga.	L	0-2
3/24/10	College Station, Texas	W	4-0
4/3/15	College Station, Texas	L	0-1
4/4/15	College Station, Texas	W	5-4 (8)
4/4/15	College Station, Texas	L	0-11 (5)

SERIES

Home: 0-0, Away: 2-2, Neutral: 0-1

TEXAS TECH

GT LEADS 1-0

DATE	LOCATION	W/L	SCORE
2/14/09	Gainesville, Fla.	W	8-1

SERIES

Home: 2-0, Away: 0-0, Neutral: 1-0

TOLEDO

GT LEADS 3-0

DATE	LOCATION	W/L	SCORE
3/29/95	Atlanta, Ga.	W	3-2
3/29/95	Atlanta, Ga.	W	8-4
3/7/09	Woodstock, Ga.	W	11-1 (5)

SERIES

Home: 2-0, Away: 0-0, Neutral: 1-0

TOWSON

GT LEADS 2-0

DATE	LOCATION	W/L	SCORE
3/3/96	Greenville, N.C.	W	6-0
2/27/99	Greenville, N.C.	W	3-1

SERIES

Home: 0-0, Away: 0-0, Neutral: 2-0

TROY

GT TRAILS 12-14

DATE	LOCATION	W/L	SCORE
4/2/94	Marietta, Ga.	L	3-4
3/4/95	Atlanta, Ga.	L	1-3
4/1/95	Marietta, Ga.	W	3-2
4/6/96	Birmingham, Ala.	W	2-1
4/16/98	Troy, Ala.	W	1-0
4/16/98	Troy, Ala.	L	3-4 (5)
3/7/99	Atlanta, Ga.	L	0-4
4/18/99	Atlanta, Ga.	L	2-5
4/18/99	Atlanta, Ga.	L	0-4
4/13/00	Troy, Ala.	W	2-0
4/14/00	Troy, Ala.	L	4-5
2/24/01	Atlanta, Ga.	L	1-2
2/24/01	Atlanta, Ga.	L	0-4
3/13/02	Troy, Ala.	W	7-3
3/13/02	Troy, Ala.	L	0-7 (6)
2/25/03	Atlanta, Ga.	W	6-5 (9)
2/25/03	Atlanta, Ga.	W	5-0
3/23/03	Marietta, Ga.	L	2-3 (98)
3/29/04	Troy, Ala.	W	4-0
3/29/04	Troy, Ala.	W	10-0
5/9/05	Atlanta, Ga.	W	4-2
5/9/05	Atlanta, Ga.	L	2-8
2/14/07	Atlanta, Ga.	L	2-4
3/5/14	Atlanta, Ga.	W	2-1
3/3/15	Troy, Ala.	L	3-4 (11)
4/20/16	Atlanta, Ga.	W	2-1

* Known as Troy State, 1967-2004

SERIES

Home: 4-7, Away: 5-4, Neutral: 2-2

TULSA

SERIES TIED 1-1

DATE	LOCATION	W/L	SCORE
2/22/14	Atlanta, Ga.	L	3-11
2/22/14	Atlanta, Ga.	W	2-1

SERIES

Home: 1-1, Away: 0-0, Neutral: 0-0

UAB

GT LEADS 4-0

DATE	LOCATION	W/L	SCORE
3/2/05	Birmingham, Ala.	W	3-0
4/16/05	Atlanta, Ga.	W	8-4
4/16/05	Atlanta, Ga.	W	9-0 (5)
3/6/11	Woodstock, Ga.	W	8-0

SERIES

Home: 2-0, Away: 1-0, Neutral: 1-0

UC SANTA BARBARA

GT TRAILS 0-3

DATE	LOCATION	W/L	SCORE
3/10/00	San Jose, Calif.	L	2-6
2/26/16	Santa Barbara, Calif.	L	4-6
2/27/16	Santa Barbara, Calif.	L	0-4

SERIES

Home: 0-0, Away: 0-2, Neutral: 0-1

UMKC

GT LEADS 1-0

DATE	LOCATION	W/L	SCORE
3/7/03	Sunnyvale, Calif.	W	3-0

SERIES

Home: 0-0, Away: 0-0, Neutral: 1-0

UCF

GT TRAILS 2-3

DATE	LOCATION	W/L	SCORE
3/19/05	Orlando, Fla.	L	0-1
3/20/05	Orlando, Fla.	W	8-0 (6)
5/18/08	Gainesville, Fla.	L	1-7
2/26/10	Columbus, Ga.	W	1-0
3/23/16	Orlando, Fla.	L	0-1

SERIES

Home: 0-0, Away: 1-2, Neutral: 1-1

UNC - ASHEVILLE

GT LEADS 1-0

DATE	LOCATION	W/L	SCORE
4/12/91	Chapel Hill, N.C.	W	11-1 (6)

SERIES

Home: 0-0, Away: 0-0, Neutral: 1-0

UNC - CHARLOTTE

GT LEADS 17-10-1

DATE	LOCATION	W/L	SCORE
3/15/90	Charlotte, N.C.	L	0-1
3/15/90	Charlotte, N.C.	L	1-2 (10)
4/6/91	Greenville, S.C.	L	4-5
4/27/91	Atlanta, Ga.	W	1-0
4/27/91	Atlanta, Ga.	T	4-4 (8)
3/4/92	Charlotte, N.C.	L	1-4
3/4/92	Charlotte, N.C.	W	3-1
3/20/93	Columbia, S.C.	W	2-1
3/21/93	Columbia, S.C.	W	7-2
3/26/93	Rock Hill, S.C.	W	3-2
4/2/93	Marietta, Ga.	W	5-4
4/9/93	Chapel Hill, N.C.	W	10-3

3/8/94	Charlotte, N.C.	W	13-5
3/8/94	Charlotte, N.C.	W	9-3
4/8/94	Chapel Hill, N.C.	W	11-3 (6)
3/1/95	Atlanta, Ga.	W	5-2
3/1/95	Atlanta, Ga.	W	11-3 (5)
3/25/95	Rock Hill, S.C.	W	11-1 (5)
2/25/96	Charlotte, N.C.	W	8-0 (5)
2/25/96	Charlotte, N.C.	W	12-3
3/6/97	Charlotte, N.C.	L	2-5
3/6/97	Charlotte, N.C.	L	3-4
3/27/98	Marietta, Ga.	W	7-1
4/1/98	Atlanta, Ga.	L	1-4
4/1/98	Atlanta, Ga.	L	1-5
5/1/99	Charlotte, N.C.	L	0-1
5/1/99	Charlotte, N.C.	W	5-1
3/1/08	Columbus, Ga.	L	2-6

SERIES

Home: 3-2-1, Away: 6-6 Neutral: 8-2

UNC - GREENSBORO

GT LEADS 3-2

DATE	LOCATION	W/L	SCORE
4/10/92	Greensboro, N.C.	W	3-1
4/10/92	Greensboro, N.C.	W	6-4
3/24/95	Rock Hill, S.C.	L	4-5 (8)
2/22/97	Raleigh, N.C.	W	7-1 (6)
2/9/03	Columbia, S.C.	L	0-1

SERIES

Home: 0-0, Away: 2-0, Neutral: 1-2

UNC - WILMINGTON

GT LEADS 9-2

DATE	LOCATION	W/L	SCORE
3/5/88	Atlanta, Ga.	W	9-5
3/4/89	Wilmington, N.C.	W	2-1
3/4/89	Wilmington, N.C.	L	5-11
3/5/90	Atlanta, Ga.	W	4-2
3/5/90	Atlanta, Ga.	L	1-2
3/4/91	Atlanta, Ga.	W	3-1
3/4/91	Atlanta, Ga.	W	1-0
4/1/91	Chapel Hill, N.C.	W	8-0
4/11/92	Chapel Hill, N.C.	W	11-1 (6)
4/9/94	Chapel Hill, N.C.	W	9-1
3/31/95	Marietta, Ga.	W	6-1

SERIES

Home: 4-1, Away: 1-1, Neutral: 4-0

UNLV

GT TRAILS 0-1

DATE	LOCATION	W/L	SCORE
2/20/09	Cathedral City, Calif.	L	3-4

SERIES

Home: 0-0, Away: 0-0, Neutral: 0-1

USC - AIKEN

GT LEADS 7-1

DATE	LOCATION	W/L	SCORE
2/17/90	Atlanta, Ga.	W	12-0 (5)
2/17/90	Atlanta, Ga.	W	13-8
2/23/91	Atlanta, Ga.	W	4-0
2/23/91	Atlanta, Ga.	W	8-0
3/24/91	Aiken, S.C.	W	4-3
3/24/91	Aiken, S.C.	L	7-9
3/29/92	Atlanta, Ga.	W	1-0
3/29/92	Atlanta, Ga.	W	5-1

SERIES

Home: 6-0, Away: 1-1, Neutral: 0-0

USC - UPSTATE

GT TRAILS 4-6

DATE	LOCATION	W/L	SCORE
------	----------	-----	-------

3/27/87	Spartanburg, S.C.	W	6-3
3/27/87	Spartanburg, S.C.	L	8-10
3/26/88	Atlanta, Ga.	L	1-7
3/26/88	Atlanta, Ga.	L	0-14
4/1/88	Spartanburg, S.C.	L	0-1
4/1/88	Spartanburg, S.C.	L	0-5
4/23/89	Atlanta, Ga.	W	3-2 (8)
4/23/89	Atlanta, Ga.	W	12-0
4/20/91	Columbus, Ga.	L	0-2 (9)
4/20/91	Columbus, Ga.	W	4-0

* Known as USC-Spartanburg, 1975-2004

SERIES

Home: 2-2, Away: 1-3, Neutral: 1-1

UT-MARTIN

GT LEADS 7-1

DATE	LOCATION	W/L	SCORE
3/29/96	Marietta, Ga.	L	0-1 (9)
3/23/01	Marietta, Ga.	W	3-0
2/10/08	Panthersville, Ga.	W	2-0
3/10/09	Atlanta, Ga.	W	2-1
3/10/09	Atlanta, Ga.	W	7-5
3/3/12	Woodstock, Ga.	W	8-6 (8)
5/19/12	Tuscaloosa, Ala.	W	9-1
2/16/14	Atlanta, Ga.	W	8-5

SERIES

Home: 3-0, Away: 0-0, Neutral: 4-1

UTAH

GT TRAILS 1-3

DATE	LOCATION	W/L	SCORE
3/25/97	Atlanta, Ga.	L	1-4
3/25/97	Atlanta, Ga.	W	6-4
3/25/98	Atlanta, Ga.	L	0-8 (6)
3/25/98	Atlanta, Ga.	L	4-8

SERIES

Home: 1-3, Away: 0-0, Neutral: 0-0

UTEP

GT LEADS 2-0

DATE	LOCATION	W/L	SCORE
3/5/04	Tucson, Ariz.	W	7-0
3/4/06	Marietta, Ga.	W	10-1 (5)

SERIES

Home: 0-0, Away: 0-0, Neutral: 2-0

VALDOSTA STATE

GT LEADS 2-0

DATE	LOCATION	W/L	SCORE
3/9/92	Atlanta, Ga.	W	7-3
3/9/92	Atlanta, Ga.	W	8-7

SERIES

Home: 2-0, Away: 0-0, Neutral: 0-0

VALPARAISO

GT LEADS 3-2

DATE	LOCATION	W/L	SCORE
3/11/88	Atlanta, Ga.	L	0-1
3/8/89	Atlanta, Ga.	L	2-5
3/8/89	Atlanta, Ga.	W	1-0
3/5/96	Atlanta, Ga.	W	14-4 (5)
3/5/96	Atlanta, Ga.	W	3-2

SERIES

Home: 3-2, Away: 0-0, Neutral: 0-0

VERMONT

GT LEADS 1-0

DATE	LOCATION	W/L	SCORE
3/9/08	Macon, Ga.	W	5-4 (8)

SERIES HISTORY

SERIES

Home: 0-0, Away: 0-0, Neutral: 1-0

VIRGINIA

GT LEADS 43-41

DATE	LOCATION	W/L	SCORE
2/25/89	Atlanta, Ga.	L	0-9
2/25/89	Atlanta, Ga.	L	0-4
3/3/90	Atlanta, Ga.	L	0-2 (10)
3/3/90	Atlanta, Ga.	L	0-5
4/17/92	Tallahassee, Fla.	L	3-10
4/25/93	Atlanta, Ga.	L	0-6
4/25/93	Atlanta, Ga.	L	1-10
2/27/94	Atlanta, Ga.	L	0-2 (8)
2/27/94	Atlanta, Ga.	L	0-2
3/22/95	Charlottesville, Va.	W	9-3
3/22/95	Charlottesville, Va.	L	1-2
4/21/95	Tallahassee, Fla.	W	3-1
4/22/95	Tallahassee, Fla.	W	7-4
3/16/96	Atlanta, Ga.	W	5-2
3/16/96	Atlanta, Ga.	W	5-4
4/19/96	Raleigh, N.C.	L	2-3
4/11/97	Charlottesville, Va.	L	0-4
4/11/97	Charlottesville, Va.	L	2-3 (8)
4/18/97	Marietta, Ga.	W	7-2
4/11/98	Atlanta, Ga.	W	5-3
4/11/98	Atlanta, Ga.	W	2-0
4/23/98	Tallahassee, Fla.	L	1-3
4/11/99	Charlottesville, Va.	L	0-2
4/11/99	Charlottesville, Va.	L	4-6
5/14/99	Tallahassee, Fla.	L	0-4
4/15/00	Atlanta, Ga.	L	2-4
4/15/00	Atlanta, Ga.	L	1-4
4/29/00	Tallahassee, Fla.	L	6-7 (9)
4/14/01	Charlottesville, Va.	L	1-2
4/14/01	Charlottesville, Va.	L	0-1 (8)
5/12/01	Raleigh, N.C.	L	2-3
3/9/02	Pleasanton, Calif.	W	6-4 (10)
3/31/02	Atlanta, Ga.	W	5-1
3/31/02	Atlanta, Ga.	W	3-1
4/7/02	Chapel Hill, N.C.	L	0-1
4/7/02	Chapel Hill, N.C.	L	5-10
4/5/03	Charlottesville, Va.	L	1-6
4/5/03	Charlottesville, Va.	W	2-0
5/10/03	Tallahassee, Fla.	L	3-4
4/10/04	Atlanta, Ga.	L	0-2
4/10/04	Atlanta, Ga.	W	2-0
5/15/04	Tallahassee, Fla.	W	4-1
4/3/05	Charlottesville, Va.	W	3-0
4/3/05	Charlottesville, Va.	L	4-6
5/14/05	College Park, Md.	W	3-0
3/25/06	Atlanta, Ga.	W	10-2 (5)
3/25/06	Atlanta, Ga.	W	7-4
3/26/06	Atlanta, Ga.	L	4-5
5/12/06	Chapel Hill, N.C.	W	11-2 (5)
4/27/07	Charlottesville, Va.	W	12-3 (5)
4/27/07	Charlottesville, Va.	W	15-0 (5)
4/28/07	Charlottesville, Va.	W	11-10
3/5/08	Atlanta, Ga.	L	3-8
3/5/08	Atlanta, Ga.	L	1-2
3/6/08	Atlanta, Ga.	W	6-3
5/9/08	College Park, Md.	W	5-3
4/18/09	Charlottesville, Va.	W	14-1 (5)
4/18/09	Charlottesville, Va.	W	13-4 (5)
4/19/09	Charlottesville, Va.	W	5-3
5/8/09	Raleigh, N.C.	W	7-0
4/10/10	Atlanta, Ga.	W	5-2
4/10/10	Atlanta, Ga.	W	5-3
4/11/10	Atlanta, Ga.	W	8-9 (5)
4/23/11	Charlottesville, Va.	W	8-0
4/23/11	Charlottesville, Va.	W	9-2
5/13/11	Atlanta, Ga.	L	0-6
3/10/12	Atlanta, Ga.	L	1-3
3/10/12	Atlanta, Ga.	L	2-13 (5)
3/11/12	Atlanta, Ga.	L	1-3
5/10/12	Chapel Hill, N.C.	W	6-4
3/9/13	Charlottesville, Va.	W	7-3
3/9/13	Charlottesville, Va.	W	5-2
3/10/13	Charlottesville, Va.	L	2-4
3/12/14	Atlanta, Ga.	W	10-2 (6)

3/12/14	Atlanta, Ga.	W	3-2 (8)
3/7/15	Charlottesville, Va.	W	4-3
3/7/15	Charlottesville, Va.	W	7-5
3/8/15	Charlottesville, Va.	W	7-1
4/23/16	Atlanta, Ga.	L	0-6
4/23/16	Atlanta, Ga.	L	1-13 (5)
4/24/16	Atlanta, Ga.	W	8-6 (11)
4/14/17	Charlottesville, Va.	W	10-5
4/15/17	Charlottesville, Va.	L	2-3
4/16/17	Charlottesville, Va.	L	2-4

SERIES

Home: 16-20, Away: 17-12, Neutral: 10-9

VIRGINIA TECH

GT LEADS 23-22

DATE	LOCATION	W/L	SCORE
3/1/98	Atlanta, Ga.	W	2-1
2/17/99	Atlanta, Ga.	W	5-4
2/17/99	Atlanta, Ga.	L	2-3
3/6/99	Atlanta, Ga.	L	6-10
3/9/03	Sunnyvale, Calif.	W	6-0
2/27/04	Columbus, Ga.	W	6-5
4/23/05	Blacksburg, Va.	L	5-9
4/23/05	Blacksburg, Va.	W	10-3
5/15/05	College Park, Md.	W	1-0
4/29/06	Atlanta, Ga.	L	2-4
4/29/06	Atlanta, Ga.	L	1-4
4/30/06	Atlanta, Ga.	W	3-2
3/17/07	Blacksburg, Va.	L	0-6
3/17/07	Blacksburg, Va.	L	1-3
3/18/07	Blacksburg, Va.	W	21-1 (5)
5/13/07	Tallahassee, Fla.	L	0-2
3/15/08	Atlanta, Ga.	L	2-4
3/15/08	Atlanta, Ga.	L	2-4
3/16/08	Atlanta, Ga.	W	7-3
3/21/09	Blacksburg, Va.	W	13-0 (5)
3/21/09	Blacksburg, Va.	W	8-5 (10)
3/22/09	Blacksburg, Va.	L	2-3
5/9/09	Raleigh, N.C.	W	14-4
4/2/10	Atlanta, Ga.	W	15-1 (5)
4/2/10	Atlanta, Ga.	W	3-1
4/3/10	Atlanta, Ga.	W	9-1 (6)
4/9/11	Blacksburg, Va.	L	2-4
4/10/11	Blacksburg, Va.	W	8-5 (9)
4/10/11	Blacksburg, Va.	W	11-3 (6)
4/28/12	Atlanta, Ga.	W	5-0
4/28/12	Atlanta, Ga.	L	2-5
4/29/12	Atlanta, Ga.	W	5-0
5/12/12	Chapel Hill, N.C.	W	9-1 (5)
4/6/13	Blacksburg, Va.	L	7-2
4/6/13	Blacksburg, Va.	L	2-10 (5)
4/7/13	Blacksburg, Va.	W	10-4
4/5/14	Atlanta, Ga.	L	0-7
4/5/14	Atlanta, Ga.	L	2-5
4/6/14	Atlanta, Ga.	L	5-6
3/25/16	Atlanta, Ga.	L	0-1
3/26/16	Atlanta, Ga.	L	0-5
3/26/16	Atlanta, Ga.	W	1-0
3/31/17	Blacksburg, Va.	L	5-6 (8)
4/1/17	Blacksburg, Va.	L	6-13
4/2/17	Blacksburg, Va.	W	7-3

SERIES

Home: 10-12, Away: 8-9, Neutral: 5-1

WAGNER

GT LEADS 1-0

DATE	LOCATION	W/L	SCORE
4/1/94	Marietta, Ga.	W	13-0 (5)

SERIES

Home: 0-0, Away: 0-0, Neutral: 1-0

WASHINGTON

GT TRAILS 0-3

DATE	LOCATION	W/L	SCORE
5/22/04	Athens, Ga.	L	0-2

5/23/09	Atlanta, Ga.	L	1-7
5/24/09	Atlanta, Ga.	L	0-7

SERIES

Home: 0-2, Away: 0-0, Neutral: 0-1

WEST FLORIDA

GT TRAILS 0-2

DATE	LOCATION	W/L	SCORE
4/10/87	Pensacola, Fla.	L	0-5
4/8/88	Pensacola, Fla.	L	1-12

SERIES

Home: 0-0, Away: 0-2, Neutral: 0-0

WEST GEORGIA

GT TRAILS 3-6

DATE	LOCATION	W/L	SCORE
3/12/87	Atlanta, Ga.	L	3-5
3/12/87	Atlanta, Ga.	L	3-16
4/22/87	Carrollton, Ga.	L	3-8
4/22/87	Carrollton, Ga.	L	2-10
3/30/88	Carrollton, Ga.	W	4-0
3/30/88	Carrollton, Ga.	L	7-8
4/8/88	Pensacola, Fla.	L	5-9
4/19/88	Atlanta, Ga.	W^	1-0
4/19/88	Atlanta, Ga.	W^	1-0

SERIES

Home: 2-2, Away: 1-3, Neutral: 0-1

WESTERN CAROLINA

GT LEADS 7-0

DATE	LOCATION	W/L	SCORE
4/12/07	Atlanta, Ga.	W	7-1
4/3/08	Atlanta, Ga.	W	4-0
4/3/08	Atlanta, Ga.	W	8-1
3/17/09	Atlanta, Ga.	W	10-1 (5)
3/17/09	Atlanta, Ga.	W	8-0 (5)
3/6/12	Atlanta, Ga.	W	4-2
3/6/12	Atlanta, Ga.	W	9-4

SERIES

Home: 7-0, Away: 0-0, Neutral: 0-0

WESTERN KENTUCKY

GT TLEADS 3-1

DATE	LOCATION	W/L	SCORE
3/20/04	Marietta, Ga.	W	13-0 (5)
3/8/09	Woodstock, Ga.	W	5-0
3/3/12	Woodstock, Ga.	W	5-3
2/14/15	Tallahassee, Fla.	L	1-4

SERIES

Home: 0-0, Away: 0-0, Neutral: 3-1

WICHITA STATE

SERIES TIED 1-1

DATE	LOCATION	W/L	SCORE
3/30/90	Birmingham, Ala.	L	1-9 (5)
3/29/96	Marietta, Ga.	W	9-0 (5)

SERIES

Home: 0-0, Away: 0-0, Neutral: 1-1

WINTHROP

GT LEADS 21-13

DATE	LOCATION	W/L	SCORE
4/20/87	Rock Hill, S.C.	L	3-10
4/20/87	Rock Hill, S.C.	L	3-13
3/27/88	Atlanta, Ga.	L	0-6
3/27/88	Atlanta, Ga.	L	1-6
4/2/88	Rock Hill, S.C.	L	1-5
4/2/88	Rock Hill, S.C.	L	1-8

3/16/90	Roch Hill, S.C.	L	1-2 (9)
3/16/90	Roch Hill, S.C.	L	1-6
3/18/90	Atlanta, Ga.	W	2-1
3/18/90	Atlanta, Ga.	L	2-5
4/7/91	Atlanta, Ga.	W	4-2
4/7/91	Atlanta, Ga.	L	0-2
3/27/92	Birmingham, Ala.	W	12-2 (5)
4/12/92	Chapel Hill, N.C.	W	4-1
3/9/93	Atlanta, Ga.	W	1-0
3/9/93	Atlanta, Ga.	W	2-1
4/9/93	Chapel Hill, N.C.	W	7-1
4/7/94	Rock Hill, S.C.	W	10-2 (5)
4/7/94	Rock Hill, S.C.	W	10-0 (5)
4/16/94	Chattanooga, Tenn.	W	4-1
3/18/95	Atlanta, Ga.	L	2-5
3/18/95	Atlanta, Ga.	W	5-0
2/26/96	Rock Hill, S.C.	W	3-2
2/26/96	Rock Hill, S.C.	L	1-2
3/12/97	Atlanta, Ga.	W	9-3
3/12/97	Atlanta, Ga.	W	5-0
3/4/05	Marietta, Ga.	W	2-0
3/20/08	Rock Hill, S.C.	L	1-5
3/20/08	Rock Hill, S.C.	W	3-2
3/18/09	Atlanta, Ga.	W	6-4
3/18/09	Atlanta, Ga.	W	7-1
3/22/11	Rock Hill, S.C.	W	12-2
3/22/11	Rock Hill, S.C.	W	10-4
3/2/12	Woodstock, Ga.	W	5-0

SERIES

Home: 9-5, Away: 6-8, Neutral: 6-0

WISCONSIN

GT TRAILS 0-3

DATE	LOCATION	W/L	SCORE
3/3/96	Greenville, N.C.	L	1-2
3/10/00	San Jose, Calif.	L	4-6
3/11/00	San Jose, Calif.	L	0-8

SERIES

Home: 0-0, Away: 0-0, Neutral: 0-3

WISCONSIN-LACROSSE

GT TRAILS 0-1

DATE	LOCATION	W/L	SCORE
3/24/89	Pensacola, Fla.	L	6-7

SERIES

Home: 0-0, Away: 0-0, Neutral: 0-1

WISCONSIN-SUPERIOR

GT LEADS 1-0

DATE	LOCATION	W/L	SCORE
3/23/89	Pensacola, Fla.	W	11-2

SERIES

Home: 0-0, Away: 0-0, Neutral: 1-0

WRIGHT STATE

GT LEADS 4-0

DATE	LOCATION	W/L	SCORE
3/26/98	Atlanta, Ga.	W	5-3
2/18/00	Raleigh, N.C.	W	3-2
3/11/06	Clearwater, Fla.	W	8-0 (5)
2/23/08	Tampa, Fla.	W	5-0

SERIES

Home: 1-0, Away: 0-0, Neutral: 3-0

YOUNGSTOWN STATE

GT LEADS 1-0

DATE	LOCATION	W/L	SCORE
3/28/97	Marietta, Ga.	W	9-2

SERIES

Home: 0-0, Away: 0-0, Neutral: 1-0

RECORDS

CAREER RECORDS	54
SEASON INDIVIDUAL RECORDS	55
SEASON TEAM RECORDS	56
SEASON LEADERS	57-59
TEAM YEAR BY YEAR STATISTICS	60
ACC CAREER LEADERS	61

CAREER RECORDS

BATTING

BATTING AVG. (MIN 325 AB) YEARS AVG.

1.	Jen Yee (238 hits-560 at bats)	2007, 2009-10	.425
2.	Laura Williams (292-697)	1994-97	.419
3.	Kelsi Weseman (237-612)	2009-12	.387
4.	Caitlin Lever (226-600)	2005-07	.377
5.	Stephanie Weitman (226-636)	1992-95	.355

SLUGGING % (MIN 325 AB) YEARS PCT.

1.	Jen Yee (560 AB)	2007, 2009-10	.814
2.	Kelsi Weseman (612 AB)	2009-12	.763
3.	Whitney Haller (790 AB)	2006-09	.651
4.	Alysha Rudnik (475 AB)	2011-14	.636
5.	Hope Rush (594 AB)	2010-13	.633

ON BASE % (MIN 325 AB) YEARS NO.

1.	Jen Yee	2007, 2009-10	.552
2.	Kelsi Weseman	2009-12	.515
3.	Laura Williams	1994-97	.457
4.	Christine Sheridan	2005-06	.451
5.	Tara Knudsen	2001-04	.440

GAMES PLAYED YEARS NO.

1.	Aileen Morales	2005-08	265
2.	Whitney Haller	2006-09	263
	Blair Shimandle	2006-09	263
4.	Katie Donovan	2002-05	260
5.	Savannah Brown	2005-08	255

GAMES STARTED YEARS NO.

1.	Aileen Morales	2005-08	265
2.	Whitney Haller	2006-09	263
3.	Blair Shimandle	2006-09	259
4.	Katie Donovan	2002-05	255
5.	Savannah Brown	2005-08	247

AT BATS YEARS NO.

1.	Aileen Morales	2005-08	850
2.	Whitney Haller	2005-08	790
3.	Blair Schmandle	2006-09	747
4.	Tara Knudsen	2001-04	711
5.	Savannah Brown	2005-08	706

RUNS SCORED YEARS NO.

1.	Jen Yee	2007, 2009-10	229
2.	Aileen Morales	2005-08	216
3.	Kelsi Weseman	2009-12	196
4.	Whitney Haller	2006-09	185
5.	Ashley Thomas	2011-14	179

HITS YEARS NO.

1.	Laura Williams	1994-97	292
2.	Whitney Haller	2006-09	280
3.	Aileen Morales	2005-08	261
4.	Tara Knudsen	2001-04	242
5.	Blair Schmandle	2006-09	239

DOUBLES YEARS NO.

1.	Kelsi Weseman	2009-12	53
2.	Jen Yee	2007, 2009-10	46
3.	Tara Knudsen	2001-04	45
4.	Lindsay Wood	2000-03	44
5.	Aileen Morales	2005-08	43
	Whitney Haller	2006-09	43

TRIPLES YEARS NO.

1.	Laura Williams	1994-97	31
2.	Stephanie Webb	1993-96	15
3.	Stephanie Weitman	1992-95	12
4.	Jan Hulsey	1990-93	11

5.	Felicia Coursey	2002-03	10
	Aileen Morales	2005-08	10

HOME RUNS YEARS NO.

1.	Whitney Haller	2006-09	61
2.	Hope Rush	2010-13	60
3.	Kelsi Weseman	2009-12	55
4.	Jen Yee	2007, 2009-10	54
5.	Tara Knudsen	2001-04	46

RBI YEARS NO.

1.	Whitney Haller	2006-09	228
2.	Kelsi Weseman	2009-12	201
3.	Savannah Brown	2005-08	194
4.	Hope Rush	2010-13	193
5.	Anne Knobbe	1997-00	172

TOTAL BASES YEARS NO.

1.	Whitney Haller	2006-09	514
2.	Kelsi Weseman	2009-12	467
3.	Jen Yee	2007, 2009-10	456
4.	Tara Knudsen	2001-04	435
5.	Laura Williams	1994-97	403

WALKS YEARS NO.

1.	Jen Yee	2007, 2009-10	151
2.	Hope Rush	2010-13	124
3.	Tara Knudsen	2001-04	119
4.	Katie Donovan	2002-05	115
5.	Amy Hosier	2003-06	110

SACRIFICE HITS YEARS NO.

1.	Heather Sumrow	1997-00	52
2.	Lauren Schwartz	1997-00	46
3.	Kate Kuzma	2009-12	42
4.	Hayley Downs	2011-14	40
5.	Kirin Kumar	2002-05	37

STOLEN BASES YEARS NO.

1.	Aileen Morales	2005-08	154
2.	Ashley Thomas	2011-14	113
3.	Laura Williams	1994-97	110
4.	Christy Jones	2008-11	95
5.	Blair Shimandle	2006-09	93

STOLEN BASE ATTEMPTS YEARS NO.

1.	Aileen Morales	2005-08	173
2.	Ashley Thomas	2011-14	134
3.	Laura Williams	1994-97	121
4.	Christy Jones	2008-11	109
5.	Blair Shimandle	2006-09	108

PITCHING

EARNED RUN AVG. (MIN 300 IP) YEARS NO.

1.	Jessica Sallinger (1008.2 IP)	2002-05	1.12
2.	Misty Reeder (370.0 IP)	1989-91	1.41
3.	Kristen Adkins (431.0 IP)	2009-11	1.77
4.	Erin Voeltz (671.1 IP)	2001-04	1.81
5.	Dina El Sheshai (481.1 IP)	1990-93	1.93

ON BASE AVG. (MIN 300 IP) YEARS NO.

1.	Jessica Sallinger (1008.2 IP)	2002-05	.150
2.	Tiffany Johnson (343.1 IP)	2007-09	.192
3.	Erin Voeltz (671.1 IP)	2001-04	.231
4.	Kristen Adkins (431.0 IP)	2009-11	.232
5.	Whitney Humphreys (581.2 IP)	2005-08	.237

STRIKEOUTS/GAME (MIN 300 IP) YEARS NO.

1.	Jessica Sallinger	2002-05	9.71
2.	Tiffany Johnson	2007-09	7.61

3.	Whitney Humphreys	2005-08	5.11
4.	Erin Voeltz	2001-04	5.09
5.	Sarah Wood	2004-07	4.67

WINS YEARS NO.

1.	Jessica Sallinger	2002-05	109
2.	Hope Rush	2010-13	79
3.	Whitney Humphreys	2005-08	69
4.	Erin Voeltz	2001-04	58
5.	Kristen Adkins	2009-11	52

SAVES YEARS NO.

1.	Dina El Sheshai	1990-93	17
2.	Kristen Adkins	2009-11	7
3.	Whitney Haller	2006-09	6
	Tiffany Johnson	2007-09	6
	Lacey Richardson	2006-07	6
	Erin Voeltz	2001-04	6
	Whitney Humphreys	2005-08	6
	Hope Rush	2010-13	6

APPEARANCES YEARS NO.

1.	Jessica Sallinger	2002-05	168
2.	Hope Rush	2010-13	139
	Whitney Humphreys	2005-08	139
4.	Erin Voeltz	2001-04	129
5.	Jamie Smith	1996-97, 1999-00	117

GAMES STARTED YEARS NO.

1.	Jessica Sallinger	2002-05	152
2.	Hope Rush	2010-13	117
3.	Erin Voeltz	2001-04	99
4.	Whitney Humphreys	2005-08	91
5.	Jamie Smith	1996-97, 99-00	82

COMPLETE GAMES YEARS NO.

1.	Jessica Sallinger	2002-05	123
2.	Hope Rush	2010-13	83
3.	Erin Voeltz	2001-04	72
4.	Jamie Smith	1996-97, 1999-00	56
5.	Erin Ryan	1995-98	49

SHUTOUTS YEARS NO.

1.	Jessica Sallinger	2002-05	52
2.	Hope Rush	2010-13	22
3.	Erin Voeltz	2001-04	17
4.	Whitney Humphreys	2005-08	13
	Kristen Adkins	2009-11	13
5.	Nikki Johnson	1994	11

INNINGS PITCHED YEARS NO.

1.	Jessica Sallinger	2002-05	1,008.2
2.	Hope Rush	2010-13	752.2
3.	Erin Voeltz	2001-04	671.1
4.	Whitney Humphreys	2005-08	581.2
5.	Jamie Smith	1996-97, 1999-00	570.0

STRIKEOUTS YEARS NO.

1.	Jessica Sallinger	2002-05	1,398
2.	Erin Voeltz	2001-04	488
3.	Hope Rush	2010-13	471
4.	Whitney Humphreys	2005-08	425
5.	Tiffany Johnson	2007-09	373

FIELDING % (MIN 400 CHANCES) YEARS PCT.

1.	Kristine Priebe (726)	2010-11	.992
2.	Whitney Haller, 1B (1,687)	2006-09	.990
3.	Tasha Waugh, C/1B (814)	2001-04	.990
4.	Lynne Borowski, 1B (417)	1992-94	.988
5.	Savannah Brown, C (1,253)	2005-08	.986

SEASON INDIVIDUAL RECORDS

BATTING

BATTING AVG. (MIN 75 AB) YEAR AVG.

1.	Jen Yee (84 hits -148 at bats)	2010	.568
2.	Laura Williams (87-182)	1997	.478
3.	Caitlin Lever (94-208)	2007	.452
4.	Kelsi Weseman (67-158)	2011	.424
5.	Ashley Thomas	2013	.417

SLUGGING % (MIN 75 AB) YEAR PCT.

1.	Jen Yee (148 AB)	2010	1.270
2.	Kelsi Weseman (158 AB)	2011	.948
3.	Jen Yee (176 AB)	2009	.813
4.	Whitney Haller (214 AB)	2006	.799
5.	Kelsi Weseman (114 AB)	2012	.772

ON BASE % (MIN 75 AB) YEAR PCT.

1.	Jen Yee (148 AB)	2010	.732
2.	Kelsi Weseman (114 AB)	2012	.583
3.	Kelsi Weseman (158 AB)	2011	.538
4.	Jen Yee (176 AB)	2009	.534
5.	Caitlin Lever (208 AB)	2007	.526

GAMES PLAYED/STARTED YEAR NO.

1.	Whitney Haller	2006, 2007	70-70
	Aileen Morales	2006, 2007	70-70
	Caitlin Lever	2007	70-70
	Jen Yee	2007	70-70
	Jamie Frost	2002	70-70
	Soraya Reddick	2002	70-70
	Tara Knudsen	2002	70-70

AT BATS YEAR NO.

1.	Jen Yee	2007	236
2.	Aileen Morales	2007	233
3.	Felicia Coursey	2002	225
4.	Christine Sheridan	2006	220
5.	Aileen Morales	2006	219

RUNS SCORED YEAR NO.

1.	Jen Yee	2010	93
2.	Aileen Morales	2007	73
3.	Jen Yee	2007	72
4.	Whitney Haller	207	67
5.	Jen Yee	2009	64

HITS YEAR NO.

1.	Caitlin Lever	2007	94
2.	Laura Williams	1997	87
3.	Whitney Haller	2006	84
	Jen Yee	2010	84
5.	Whitney Haller	2007	81
	Jen Yee	2007	81

DOUBLES YEAR NO.

1.	Lindsay Wood	2002	27
2.	Caitlin Lever	2007	20
3.	Amy Hosier	2006	19
4.	Jen Yee	2009	18
	Kelsi Weseman	2010	18

TRIPLES YEAR NO.

1.	Laura Williams	1994	11
2.	Laura Williams	1996	8
3.	Laura Williams	1995	8
4.	Stephanie Weitman	1994	6
	Stephanie Webb	1994	6
	Felicia Coursey	2002	6

HOME RUNS YEAR NO.

1.	Jen Yee	2010	29
2.	Whitney Haller	2006	24
3.	Kelsi Weseman	2011	21
4.	Savannah Brown	2007	20
	Brittany Barnes	2007	20
	Hope Rush	2010	20

RBI YEAR NO.

1.	Savannah Brown	2007	76
2.	Brittany Barnes	2007	73
3.	Whitney Haller	2006	72
4.	Kelsi Weseman	2011	65
5.	Jen Yee	2010	63

TOTAL BASES YEAR NO.

1.	Jen Yee	2010	188
2.	Whitney Haller	2006	171
3.	Caitlin Lever	2007	155
4.	Kelsi Weseman	2011	153
5.	Tara Knudsen	2002	147

WALKS YEAR NO.

1.	Jen Yee	2010	88
2.	Amy Hosier	2006	52
3.	Jen Yee	2009	41
4.	Tara Knudsen	2004	39
5.	Kelsi Weseman	2012	38
	Hope Rush	2013	38

STOLEN BASES YEAR NO.

1.	Aileen Morales	2008	46
2.	Aileen Morales	2005	44
3.	Blair Shimandle	2008	38
4.	Ashley Thomas	2013	37
5.	Aileen Morales	2007	34

PITCHING

EARNED RUN AVG. (MIN 100 IP) YEAR NO.

1.	Jessica Sallinger (214.1 IP)	2004	0.82
2.	Kim Gulakowski (111.2 IP)	1991	0.94
3.	Tiffany Goodman (111.1 IP)	2001	1.13
4.	Erin Voeltz (174.2 IP)	2004	1.15
5.	Jessica Sallinger (257.0 IP)	2002	1.17

ON BASE AVG. (MIN 100 IP) YEAR NO.

1.	Jessica Sallinger	2003	.139
2.	Jessica Sallinger	2004	.140
3.	Jessica Sallinger	2005	.144
4.	Tiffany Johnson	2009	.170
5.	Jessica Sallinger	2002	.176

STRIKEOUTS/GAME (MIN 100 IP) YEAR NO.

1.	Jessica Sallinger	2004	10.31
2.	Jessica Sallinger	2005	9.89
3.	Jessica Sallinger	2003	9.46
4.	Jessica Sallinger	2002	9.18
5.	Jessica Coan	2009	8.11

WINS YEAR NO.

1.	Jessica Sallinger	2004	31
2.	Jessica Sallinger	2005	28
3.	Jessica Sallinger	2002	28
4.	Hope Rush	2010	28
5.	Hope Rush	2012	26

SAVES YEAR NO.

1.	Whitney Haller	2006	6
2.	Tiffany Johnson	2007	5

Dina El Sheshai	1991, 92, 93	5
Paige Lord	1989	5
Kristen Adkins	2011	5

APPEARANCES YEAR NO.

1.	Jessica Sallinger	2005	43
2.	Jessica Sallinger	2004	43
3.	Mimi Utt	1999	43
4.	Whitney Humphreys	2008	42
5.	Hope Rush	2012	42

GAMES STARTED YEAR NO.

1.	Jessica Sallinger	2005	41
2.	Hope Rush	2012	40
	Jessica Sallinger	2004	40
4.	Mimi Utt	1999	38
5.	Jessica Sallinger	2004	36

COMPLETE GAMES YEAR NO.

1.	Nikki Johnson	1994	38
2.	Jessica Sallinger	2005	32
3.	Jessica Sallinger	2002	32
4.	Jessica Sallinger	2003	32
5.	Hope Rush	2012	31

SHUTOUTS YEAR NO.

1.	Jessica Sallinger	2005	16
2.	Jessica Sallinger	2004	15
3.	Jessica Sallinger	2002	12
4.	Nikki Johnson	1994	11
5.	Hope Rush	2012	10

INNINGS PITCHED YEAR NO.

1.	Jessica Sallinger	2005	264.0
2.	Jessica Sallinger	2002	257.0
3.	Jessica Sallinger	2003	249.1
4.	Hope Rush	2012	248.0
5.	Mimi Utt	1999	240.2

STRIKEOUTS YEAR NO.

1.	Jessica Sallinger	2005	373
2.	Jessica Sallinger	2004	351
3.	Jessica Sallinger	2003	337
4.	Jessica Sallinger	2002	337
5.	Tiffany Johnson	2007	188

FIELDING % (MIN 50 CHANCES) YEAR PCT.

1.	Tasha Waugh (391)	2004	1.000
2.	Lindsay Wood (308)	2003	1.000
3.	Kori Jacobson (101)	2000	1.000
4.	Erin Wall (50)	1998	1.000
5.	Blair Shimandle (53)	2008	1.000
	Shannon Bear (61)	2012	1.000

SEASON TEAM RECORDS

BATTING

Most Games Played:	70 (2002, 2006, 2007)
Fewest Games Played:	33 (1987)
Most Games Won:	54 (2007)
Most Games Lost:	38 (1999)
Longest Winning Streak:	19 (2007)
Longest Losing Streak:	15 (1987)
Highest Batting Average:	.323 (2011)
Lowest Batting Average:	.211 (1990)
Highest Slugging Pct.:	.589 (2011)
Lowest Slugging Pct.:	.241 (1990)
Highest On Base Pct.:	.411 (2010)
Lowest On Base Pct.:	.251 (1990)
Most Runs Scored:	451 (2007)
Fewest Runs Scored:	105 (1987)
Most Hits:	616 (2007)
Fewest Hits:	169 (1987)
Most Doubles:	99 (2006)
Fewest Doubles:	4 (1987)
Most Triples:	39 (1994)
Fewest Triples:	3 (1990)
Most Home Runs:	118 (2010)
Fewest Home Runs:	0 (1989)
Most Grand Slams:	9 (2010)
Most Runs Batted In:	416 (2007)
Fewest Runs Batted In:	61 (1987)
Most Total Bases:	1,027 (2007)
Fewest Total Bases:	191 (1987)
Most Walks:	259 (2010)
Fewest Walks:	50 (1993)
Most Intentional Walks:	35 (2010)
Most Stolen Bases:	159 (2005)
Fewest Stolen Bases:	22 (1989)
Most Stolen Base Attempts:	188 (2005)
Most Sacrifice Hits:	64 (2000)
Fewest Sacrifice Hits:	23 (2009)
Most Shutouts Allowed:	14 (2015)
Most Strikeouts Allowed:	385 (2003)

PITCHING

Lowest ERA:	0.97 (2004)
Highest ERA:	5.37 (2013)
Most Saves:	13 (2006)
Fewest Saves:	1 (2004, 1998, 1994, 2014)
Most Shutouts:	29 (2004)
Fewest Shutouts:	0 (1987)
Most Runs Allowed:	340 (2013)
Fewest Runs Allowed:	100 (1989)
Most Earned Runs Allowed:	271 (2013)
Fewest Earned Runs Allowed:	46 (1989)
Most Hits Allowed (per gm):	8.8 (2013)
Fewest Hits Allowed (per gm):	4.2 (2004)
Most Walks:	253 (2012)
Fewest Walks:	13 (1994)
Most Strikeouts:	536 (2004)
Fewest Strikeouts:	67 (1987)
Consecutive Scoreless IP:	45.0 (2004)

FIELDING

Highest Fielding Pct.:	.976 (2009)
Lowest Fielding Pct.:	.896 (1988)
Most Chances:	2,051 (2002)
Fewest Chances:	904 (1987)
Most Putouts:	1,482 (2002)
Fewest Putouts:	544 (1987)
Most Assists:	618 (1999)
Fewest Assists:	245 (2015)
Most Errors:	119 (1988)

Fewest Errors:	41 (2009, 2015)
Most Double Plays Turned:	40 (2006)
Fewest Double Plays Turned:	6 (2015)
Most Caught Stealing By:	29 (2005)
Fewest Caught Stealing By:	8 (2011)
Most Stolen Bases Against:	70 (1994, 1993)
Fewest Stolen Bases Against:	25 (1996)

SINGLE-GAME RECORDS

TEAM

Most Runs Scored:	26 vs. Delaware State, Feb. 26, 1999
Most Runs Allowed:	20 at Georgia, April 3, 2013
Largest Margin of Victory:	25 (26-1) vs. Delaware State, Feb. 26, 1999
Largest Margin of Defeat:	19 (20-1, 5 innings) at Georgia, April 3, 2013
Most Hits:	20 (3x): vs. Samford, Feb. 16, 1997 vs. Georgia Southern, Feb. 15, 2000; vs. Radford, March 4, 2000
Most Hits Allowed:	19, Georgia, March 29, 2006
Most Home Runs:	6 vs. Virginia Tech, March 18, 2007
Most Grand Slams:	2, (2x) last vs. North Carolina, March 20, 2010
Most Hits in a Doubleheader:	37 vs. Samford, Feb. 16, 1997
Most RBI:	23 vs. Delaware State, Feb. 20, 1999
Most RBI Allowed:	20 at Georgia, April 3, 2013
Most Errors:	8 (2x): vs. Eastern Michigan, Feb. 20, 1994; vs. Charlotte, March 8, 1994
Longest Game:	13 innings, at Syracuse (L, 8-7) April 2, 2016

INDIVIDUAL

At Bats:	7, Samantha Pierannunzi at Syracuse, April 2, 2016
Runs:	5, Lauren Schwartz vs. Delaware State, Feb. 26, 1999
Hits:	5, Caitlin Lever vs. Baylor, Feb. 23, 2007
Doubles:	3 (2x): Anne Knobbe vs. Samford, Feb. 18, 1998; Stephanie Webb vs. St. Francis, April 1, 1994
Triples:	2 (9x): last by Maddie Lionberger at Maryland, Mar. 15, 2014
Home Runs:	3 (3x): Savannah Brown vs. FSU, April 7, 2007; Savannah Brown vs. Virginia, April 27, 2007; Caitlin Jordan at Virginia, April 23, 2011
Runs Batted In:	7, Brittany Barnes vs. Gardner-Webb, Feb. 20, 2007
Walks:	4, Jen Yee vs. North Carolina, April 25, 2009
Stolen Bases:	4, Blair Shimandle vs. Georgia Southern, March 24, 2009
Innings Pitched:	12.2, Emily Anderson at Syracuse, April 2, 2016
Strikeouts:	18, Kylie Kleinschmidt at Troy, March 3, 2015
Strikeouts (7 inn.):	16, Erin Voeltz vs. Austin Peay, March 19, 2004
Putouts:	20, Wendy Ezell vs. Mercer, March 13, 1990
Assists:	10, Nikki Johnson vs. Coastal Carolina, March 25, 1994
Errors:	5, Lori Steiner vs. Eastern Michigan, Feb. 20, 1994

NO-HITTERS

DATE	OPP.	SCORE	IP	PITCHER(S)
3/30/88	West Georgia	4-0	N/A**	N/A**
3/9/90	Georgia Baptist	2-0	7	Paige Lord (Sr.)
4/16/90	Hiwassee	2-0	7	Dina El Sheshai (Fr.)
4/19/91	Mercer	5-0	7	Kim Gulakowski (So.)
3/9/93	Winthrop	1-0	7	Kim Gulakowski (Jr.)
4/20/93	Georgia State	3-2	7	Laila Krastins (So.) Dina El Sheshai (Sr.)
2/17/96	Samford	12-0	5	Carey Schiller (Fr.)
2/25/96#	UNC-Charlotte	8-0	5	Erin Ryan (So.)
2/10/02	Gardner Webb	9-0	5	Jessica Sallinger (Fr.)
2/16/02	Georgia Southern	6-0	7	Jessica Sallinger (Fr.)

5/15/03#	Southern	9-0	5	Erin Voeltz (Jr.)
5/16/03	#17 Stanford	1-0	9	Jessica Sallinger (So.)
2/7/04	Louisiana-Monroe	9-0	5	Jessica Sallinger (Jr.)
2/21/04	Georgia State	6-0	7	Jessica Sallinger (Jr.)
3/7/04	Indiana	7-0	7	Jessica Sallinger (Jr.) Sarah Wood (Fr.)
4/13/04	#13 Alabama	1-0	7	Jessica Sallinger (Jr.)
2/5/05	Chattanooga	6-0	7	Jessica Sallinger (Sr.)
3/26/05	#24 Florida St.	2-0	7	Jessica Sallinger (Sr.)
2/19/06	Eastern Kentucky	8-0	5	Lacey Richardson (Fr.)
3/3/07	Lipscomb	11-1	5	Tiffany Johnson (So.) Sarah Wood (Sr.)
5/2/09#	Maryland	8-0	5	Tiffany Johnson (Sr.)
3/21/10	North Carolina	5-0	7	Hope Rush (Fr.)
4/2/10	Virginia Tech	15-1	5	Hope Rush (Fr.)
5/15/10	North Carolina	8-0	5	Hope Rush (Fr.)
2/20/15	Mount St. Mary's	12-2	5	Christina Biggerstaff (Fr.) Kylie Kleinschmidt (Sr.)
2/21/15	Savannah State	18-0	5	Christina Biggerstaff (Fr.) Kylie Kleinschmidt (Sr.)
4/11/15	North Carolina	0-1	7	Christina Biggerstaff (Fr.)

Denotes Perfect Game; ** No Box Score Available

GRAND SLAMS

DATE	OPPONENT	PLAYER
3/23/2004	Ohio	Tara Knudsten
3/3/2006	Marshall	Christine Sheridan
5/12/2006	Virginia	Caitlin Lever
2/20/2007	Gardner Webb (Game 1)	Brittany Barnes
2/20/2007	Gardner Webb (Game 1)	Whitney Haller
4/14/2007	Maryland	Savannah Brown
4/27/2007	Virginia	Brittany Barnes
3/22/2008	Coastal Carolina	Aileen Morales
2/13/2009	Florida Atlantic	Caroline Hilton
3/24/2009	Georgia Southern	Tiffany Johnson
2/13/2010	Cansius	Jessica Sinclair
2/19/2010	Northwestern	Kelsi Weseman
3/20/2010	North Carolina (Game 1)	Caitlin Jordan
3/20/2010	North Carolina (Game 1)	Kristine Priebe
3/23/2010	Houston	Kristine Priebe
4/3/2010	Virginia Tech	Kristine Priebe
4/14/2010	Kennesaw State	Hope Rush
4/24/2010	Florida State	Kate Kuzma
5/1/2010	NC State	Jen Yee
3/2/2011	Niagara	Kristine Priebe
3/22/2011	Winthrop	Kristine Priebe
3/26/2011	NC State	Alysha Rudnik
4/10/2011	Virginia Tech	Alysha Rudnik
4/15/2012	Florida State	Hope Rush
4/29/2012	Virginia Tech	Hope Rush
3/12/2014	Virginia	Colleen Darragh
4/12/2014	North Carolina	Samantha Pierannunzi
2/13/2015	Nebraska	Kelsey Chisholm
3/14/2015	Pittsburgh	Courtney Ziese
4/4/2015	Texas A&M	Karly Fullem
2/11/2017	#24 California	Katie Krzus
3/4/2017	#1 Florida State	Samantha Pierannunzi
5/7/2017	Pittsburgh	Draven Sonnon

SEASON LEADERS

BATTING

BATTING AVERAGE

YEAR	PLAYER	AVG.
1987	Melissa Stitche	.311
1988	Sherri Holder	.405
1989	Lori Stringer	.271
	Lisa Neal	.271
1990	Ropekia Gunn	.271
1991	Wendy Ezell	.361
1992	Stephanie Weitman	.352
1993	Stephanie Webb	.322
1994	Laura Williams	.402
1995	Laura Williams	.380
1996	Laura Williams	.413
1997	Laura Williams	.478
1998	Erin Hawley	.324
1999	Anne Knobbe	.362
2000	Anne Knobbe	.383
2001	Tara Knudsen	.259
2002	Tara Knudsen	.374
2003	Tara Knudsen	.309
2004	Tara Knudsen	.392
2005	Christine Sheridan	.380
2006	Whitney Haller	.393
2007	Caitlin Lever	.452
2008	Aileen Morales	.349
2009	Jen Yee	.415
2010	Jen Yee	.568
2011	Kelsi Weseman	.424
2012	Kelsi Weseman	.404
2013	Ashley Thomas	.417
2014	Ashley Thomas	.381
2015	Samantha Pierannunzi	.306
2016	Courtney Ziese	.307
2017	Jessica Kowalewicz	.325

HITS

YEAR	PLAYER	NO.
1987	Melissa Stitche	24
1988	Suzanne Whitworth	33
1989	Suzanne Whitworth	29
1990	Juanita Albarado	38
1991	Wendy Ezell	56
1992	Juanita Albarado	55
1993	Stephanie Webb	59
1994	Stephanie Weitman	68
1995	Laura Williams	70
1996	Laura Williams	69
1997	Laura Williams	87
1998	Lauren Webb	49
1999	Anne Knobbe	64
2000	Anne Knobbe	64
2001	Tara Knudsen	35
2002	Tara Knudsen	80
2003	Tara Knudsen	56
2004	Tara Knudsen	71
2005	Caitlin Lever	68
2006	Whitney Haller	84
2007	Caitlin Lever	94
2008	Aileen Morales	66
2009	Jen Yee	73
2010	Jen Yee	84
2011	Kelsi Weseman	67
2012	Ashley Thomas	57
2013	Ashley Thomas	75
2014	Ashley Thomas	56
2015	Samantha Pierannunzi	44
2016	Courtney Ziese	50
2017	Jessica Kowalewicz	55

RUNS

YEAR	PLAYER	NO.
1987	Mandy Brown	19
1988	Suzanne Whitworth	20
1989	Lori Stringer	14
	Lisa Neal	14
1990	Shannon Shelton	20

1991	Ropekia Gunn	43
1992	Juanita Albarado	33
1993	Stephanie Webb	43
1994	Laura Williams	46
1995	Laura Williams	41
1996	Laura Williams	37
1997	Laura Williams	39
1998	Lauren Webb	27
1999	Lauren Schwartz	41
2000	Anne Knobbe	32
2001	Jamie Frost	21
2002	Tara Knudsen	46
2003	Tara Knudsen	31
2004	Soraya Reddick	44
2005	Aileen Morales	40
2006	Whitney Haller	63
2007	Aileen Morales	73
2008	Aileen Morales	48
2009	Jen Yee	64
2010	Jen Yee	93
2011	Kelsi Weseman	51
2012	Ashley Thomas	46
2013	Ashley Thomas	57
2014	Ashley Thomas	44
2015	Samantha Pierannunzi	26
	Katie Johnsky	26
2016	Samantha Pierannunzi	29
2017	Jessica Kowalewicz	41

RBI

YEAR	PLAYER	NO.
1987	Melissa Stitche	10
1988	Sherri Holder	13
1989	Wendy Ezell	11
1990	Juanita Albarado	18
1991	Jan Hulsey	29
1992	Jan Hulsey	24
1993	Juanita Albarado	25
1994	Stephanie Weitman	37
1995	Stephanie Weitman	41
1996	Stephanie Webb	43
1997	Lauren Webb	32
1998	Anne Knobbe	34
1999	Anne Knobbe	62
2000	Anne Knobbe	51
2001	Tasha Vaughn	19
2002	Tara Knudsen	51
2003	Tara Knudsen	39
2004	Tara Knudsen	42
2005	Amy Hosier	39
2006	Whitney Haller	72
2007	Savannah Brown	76
2008	Whitney Haller	39
2009	Whitney Haller	55
2010	Jen Yee	63
2011	Kelsi Weseman	65
2012	Hope Rush	43
2013	Hope Rush	52
2014	Alysha Rudnik	42
2015	Courtney Ziese	31
2016	Courtney Ziese	33
2017	Kelsey Chisholm	41

DOUBLES

YEAR	PLAYER	NO.
1987	Sherri Holder	2
1988	Wendy Ezell	4
1989	Paige Lord	4
1990	Juanita Albarado	6
1991	Jan Hulsey	10
1992	Juanita Albarado	8
1993	Stephanie Weitman	9
1994	Paige Bolton	6
1995	Stephanie Weitman	11
1996	Terri Bolden	12
	Stephanie Webb	12
	Lori Steiner	12
1997	Lauren Webb	14
1998	Lauren Webb	9

1999	Anne Knobbe	11
2000	Anne Knobbe	12
2001	Erin Hawley	10
2002	Lindsay Wood	27
2003	Tara Knudsen	12
2004	Tara Knudsen	15
2005	Amy Hosier	12
2006	Amy Hosier	19
2007	Caitlin Lever	20
2008	Aileen Morales	11
2009	Jen Yee	18
2010	Kelsi Weseman	18
2011	Kelsi Weseman	17
2012	Kate Kuzma	10
2013	Alysha Rudnik	15
2014	Alysha Rudnik	11
2015	Katie Johnsky	8
	Samantha Pierannunzi	8
2016	Maddie Lionberger	8
2017	Jessica Kowalewicz	12

TRIPLES

YEAR	PLAYER	NO.
1987	Robin Swats	2
1988	Sherri Holder	3
1989	Paige Lord	3
1990	Cindy Self	1
	Shannon Shelton	1
	Juanita Albarado	1
1991	Ropekia Gunn	4
1992	Jan Hulsey	4
1993	Jan Hulsey	5
1994	Laura Williams	11
1995	Laura Williams	8
1996	Laura Williams	8
1997	Laura Williams	4
1998	Lauren Webb	3
1999	Ellen Styer	5
2000	Kori Jacobson	3
	Ellen Styer	3
	Erin Hawley	3
2001	Soraya Reddick	2
2002	Felicia Coursey	6
2003	Katie Donovan	2
	Felicia Coursey	2
2004	Tara Knudsen	2
2005	Caitlin Lever	3
2006	Blair Shimandle	4
2007	Caitlin Lever	4
2008	Aileen Morales	5
2009	Tiffany Johnson	3
2010	Jessica Sinclair	2
2011	Kelsi Weseman	3
	Kristine Priebe	3
	Ashley Thomas	3
2012	Alysha Rudnik	2
	Ashley Thomas	2
2013	Ashley Thomas	4
2014	Maddie Lionberger	3
	Katie Johnsky	3
	Hayley Downs	3
2015	Samantha Pierannunzi	3
2016	Maddie Lionberger	2
2017	Samantha Pierannunzi	2

HOME RUNS

YEAR	PLAYER	NO.
1987	Sherri Holder	1
	Mandy Brown	1
1988	Sherri Holder	1
1989	--	--
1990	Amy Bishop	1
	Ropekia Gunn	1
1991	Jan Hulsey	1
	Ropekia Gunn	1
1992	Stephanie Weitman	3
1993	Jan Hulsey	3
1994	Terri Bolden	6
1995	Stephanie Weitman	4

1996	Laura Williams	4
1997	Anne Knobbe	4
1998	Anne Knobbe	9
1999	Anne Knobbe	10
2000	Anne Knobbe	16
2001	Tasha Vaughn	5
	Tara Knudsen	5
2002	Tara Knudsen	16
2003	Tara Knudsen	13
2004	Tara Knudsen	12
2005	Savannah Brown	6
2006	Whitney Haller	24
2007	Savannah Brown	20
2008	Brittany Barnes	12
2009	Jen Yee	16
2010	Jen Yee	29
2011	Kelsi Weseman	21
2012	Kelsi Weseman	13
2013	Hope Rush	17
2014	Alysha Rudnik	11
2015	Courtney Ziese	7
2016	Courtney Ziese	11
2017	Samantha Pierannunzi	11
	Kelsey Chisholm	11

WALKS

YEAR	PLAYER	NO.
1987	Lori Stringer	18
1988	Lori Stringer	20
1989	Shannon Shelton	18
1990	Lori Stringer	14
1991	Ropekia Gunn	16
	Shannon Shelton	16
	Andrea Harper	12
	Shannon Shelton	12
1993	Juanita Albarado	8
	Christie Camp	8
1994	Stephanie Webb	15
1995	Stephanie Webb	15
1996	Laura Williams	20
1997	Lauren Webb	13
1998	Anne Knobbe	17
	Lauren Webb	17
1999	Anne Knobbe	21
2000	Anne Knobbe	26
2001	Jamie Frost	16
	Tasha Vaughn	16
2002	Tara Knudsen	37
2003	Tara Knudsen	33
2004	Tara Knudsen	39
2005	Christine Sheridan	35
2006	Amy Hosier	52
2007	Caitlin Lever	32
	Savannah Brown	32
2008	Aileen Morales	22
2009	Jen Yee	41
2010	Jen Yee	88
2011	Kelsi Weseman	25
2012	Kelsi Weseman	38
2013	Hope Rush	38
2014	Alysha Rudnik	26
2015	Katie Johnsky	29
2016	Samantha Pierannunzi	29
2017	Samantha Pierannunzi	35

STOLEN BASES

YEAR	PLAYER	SB-ATT
1987	Lori Stringer	10
1988	Lori Stringer	9
1989	Lori Stringer	6
1990	Ropekia Gunn	15-21
1991	Ropekia Gunn	22-26
1992	Ropekia Gunn	12-16
1993	Stephanie Webb	13-19
1994	Laura Williams	26-28
1995	Laura Williams	25-28
1996	Laura Williams	32-34
1997	Laura Williams	27-31
1998	Lauren Schwartz	26-30

SEASON LEADERS

1999	Lauren Schwartz	16-18
2000	Heather Sumrow	8-12
2001	Soraya Reddick	7-10
2002	Soraya Reddick	14-16
2003	Felicia Coursey	11-17
2004	Soraya Reddick	20-23
2005	Aileen Morales	44-49
2006	Aileen Morales	30-35
2007	Aileen Morales	34-41
2008	Aileen Morales	46-48
2009	Blair Shimandle	23-27
2010	Jen Yee	21-22
2011	Christy Jones	33-38
2012	Ashley Thomas	31-40
2013	Ashley Thomas	37-46
2014	Hayley Downs	20-21
2015	Chelsie Thomas	10-13
2016	Samantha Pierannunzi	15
2017	Samantha Pierannunzi	6-8
	Kelsey Chisholm	6-7

SLUGGING PERCENTAGE

YEAR	PLAYER	PCT.
1987	Sherri Holder	.356
1988	Sherri Holder	.557
1989	Paige Lord	.371
1990	Ropekia Gunn	.310
1991	Jan Hulsey	.453
1992	Stephanie Weitman	.484
1993	Stephanie Webb	.431
1994	Laura Williams	.603
1995	Stephanie Weitman	.521
1996	Laura Williams	.617
1997	Laura Williams	.593
1998	Lauren Webb	.527
1999	Anne Knobbe	.605
2000	Anne Knobbe	.743
2001	Tara Knudsen	.407
2002	Tara Knudsen	.687
2003	Tara Knudsen	.591
2004	Tara Knudsen	.696
2005	Christine Sheridan	.380
2006	Whitney Haller	.799
2007	Caitlin Lever	.745
2008	Aileen Morales	.556
2009	Jen Yee	.813
2010	Jen Yee	1.270
2011	Kelsi Weseman	.968
2012	Kelsi Weseman	.772
2013	Alysha Rudnik	.676
2014	Alysha Rudnik	.674
2015	Courtney Ziese	.504
2016	Courtney Ziese	.552
2017	Samantha Pierannunzi	.551

ON-BASE PERCENTAGE

YEAR	PLAYER	PCT.
1987	--	--
1988	--	--
1989	--	--
1990	--	--
1991	Ropekia Gunn	.396
1992	--	--
1993	--	--
1994	--	--
1995	Laura Williams	.418
1996	Laura Williams	.479
1997	Laura Williams	.503
1998	Erin Hawley	.408
1999	Anne Knobbe	.441
2000	Anne Knobbe	.467
2001	Tara Knudsen	.320
2002	Tara Knudsen	.464
2003	Tara Knudsen	.427
2004	Tara Knudsen	.507
2005	Christine Sheridan	.485
2006	Amy Hosier	.513

2007	Caitlin Lever	.526
2008	Aileen Morales	.429
2009	Jen Yee	.534
2010	Jen Yee	.732
2011	Kelsi Weseman	.538
2012	Kelsi Weseman	.583
2013	Ashley Thomas	.516
2014	Ashley Thomas	.480
2015	Samantha Pierannunzi	.422
2016	Maddie Lionberger	.365
	Samantha Pierannunzi	.365
2017	Jessica Kowalewicz	.419

DEFENSE

PUTOUTS

YEAR	PLAYER	NO.
1987	Lori Tannebaum	102
1988	Wendy Ezell	211
1989	Wendy Ezell	243
1990	Wendy Ezell	291
1991	Wendy Ezell	314
1992	Lynne Borosky	380
1993	Lynne Borosky	368
1994	Lynne Borosky	419
1995	Lori Steiner	156
1996	Lori Steiner	380
1997	Lori Steiner	308
1998	Anne Knobbe	160
1999	Abby Bickford	322
2000	Erin Hawley	171
2001	Erin Hawley	386
2002	Lindsay Wood	420
2003	Katie Donovan	303
2004	Tasha Vaughn	375
2005	Savannah Brown	386
2006	Whitney Haller	424
2007	Whitney Haller	401
2008	Whitney Haller	390
2009	Whitney Haller	386
2010	Kristine Priebe	396
2011	Kristine Priebe	330
2012	Alysha Rudnik	277
2013	Karly Fullem	258
2014	Karly Fullem	303
2015	Courtney Ziese	239
2016	Katie Krzus	299
2017	Kaylee Ellebracht	205

ASSISTS

YEAR	PLAYER	NO.
1987	Melissa Stitche	78
1988	Kim Wells	74
1989	Kathryn Riddlehoover	83
1990	Lisa Neal	188
1991	Christie Camp	126
1992	Mechelle Rolin	132
1993	Christie Camp	157
1994	Nikki Johnson	155
1995	Laura Williams	132
1996	Stephanie Webb	107
1997	Laura Williams	126
1998	Ellen Styer	117
	Lauren Webb	117
1999	Ellen Styer	153
2000	Jamie Frost	121
2001	Jamie Frost	142
2002	Jamie Frost	153
2003	Felicia Coursey	74
2004	Kirin Kumar	83
2005	Katie Donovan	90
2006	Christine Sheridan	143
2007	Aileen Morales	117
2008	Aileen Morales	109
2009	Tiffany Johnson	129
2010	Kelsi Weseman	152
2011	Kelsi Weseman	121

2012	Ashley Thomas	119
2013	Ashley Thomas	148
2014	Ashley Thomas	115
2015	Ashley Thomas	77
2016	Kelsey Chisholm	139
2017	Malea Bell	97

FIELDING PERCENTAGE

YEAR	PLAYER	PCT.
1987	Lori Tannebaum	.991
1988	Lori Stringer	.973
1989	Misty Reeder	.974
1990	Paige Lord	1.000
	Jan Hulsey	1.000
	Wendy Ezell	.988
1991	--	--
1992	--	--
1993	--	--
1994	--	--
1995	Erin Ryan	.990
1996	Lori Steiner	.985
1997	Lori Steiner	.985
1998	Erin Wall	1.000
1999	Heather Sumrow	.986
2000	Kori Jacobson	1.000
2001	Erin Hawley	.990
2002	Lindsay Wood	.994
2003	Lindsay Wood	1.000
2004	Tasha Vaughn	1.000
2005	Savannah Brown	.993
2006	Kristina Hull	.985
2007	Whitney Haller	.993
2008	Blair Shimandle	1.000
2009	Jessica Weaver	.988
2010	Kristine Priebe	.988
2011	Kristine Priebe	.997
2012	Shannon Bear	1.000
2013	Karly Fullem	.993
2014	Karly Fullem	.991
2015	Samantha Pierannunzi	1.000
2016	Katie Krzus	.997
2017	Drew Puckett	1.000
	Isabella Many	1.000

PITCHING

GAMES STARTED

YEAR	PLAYER	NO.
1987	Paige Lord	16
1988	Julie Jones	23
1989	Paige Lord	18
1990	Paige Lord	24
1991	Misty Reeder	23
1992	Dina El Sheshai	21
1993	Kim Gulakowski	21
1994	Nikki Johnson	32
1995	Erin Ryan	20
1996	Erin Ryan	17
1997	Jamie Smith	19
1998	Erin Ryan	26
1999	Mimi Utt	38
2000	Jamie Smith	29
	Tiffany Goodman	29
2001	Erin Voeltz	26
2002	Jessica Sallinger	36
2003	Jessica Sallinger	35
2004	Jessica Sallinger	40
2005	Jessica Sallinger	41
2006	Sarah Wood	30
2007	Whitney Humphreys	30
2008	Whitney Humphreys	35
2009	Kristen Adkins	28
2010	Hope Rush	32
2011	Kristen Adkins	27
2012	Hope Rush	40
2013	Hope Rush	27
2014	Kylie Kleinschmidt	31
2015	Kylie Kleinschmidt	30

2016	Jenna Goodrich	29
2017	Emily Anderson	27

COMPLETE GAMES

YEAR	PLAYER	NO.
1987	Lisa Neal	13
1988	Julie Jones	18
1989	--	--
1990	Paige Lord	16
1991	Kim Gulakowski	11
1992	Kim Gulakowski	15
1993	Kim Gulakowski	15
1994	Nikki Johnson	29
1995	Amy Robertson	14
1996	Erin Ryan	11
1997	Jamie Smith	10
1998	Erin Ryan	22
1999	Mimi Utt	26
2000	Jamie Smith	25
2001	Erin Voeltz	25
2002	Jessica Sallinger	32
2003	Jessica Sallinger	32
2004	Jessica Sallinger	27
2005	Jessica Sallinger	32
2006	Sarah Wood	6
2007	Whitney Humphreys	11
2008	Whitney Humphreys	22
2009	Kristen Adkins	17
2010	Hope Rush	28
2011	Kristen Adkins	13
2012	Hope Rush	31
2013	Hope Rush	18
2014	Kylie Kleinschmidt	20
2015	Kylie Kleinschmidt	15
2016	Emily Anderson	20
	Jenna Goodrich	20
2017	Emily Anderson	14

INNINGS PITCHED

YEAR	PLAYER	NO.
1987	Lisa Neal	110.2
1988	Julie Jones	147.1
1989	Misty Reeder	137.2
1990	Paige Lord	151.0
1991	Misty Reeder	155.2
1992	Kim Gulakowski	155.1
1993	Kim Gulakowski	151.1
1994	Nikki Johnson	210.1
1995	Amy Robertson	163.0
1996	Erin Ryan	132.1
1997	Beth Warren	127.0
1998	Erin Ryan	189.0
1999	Mimi Utt	240.2
2000	Jamie Smith	223.1
2001	Erin Voeltz	200.0
2002	Jessica Sallinger	257.0
2003	Jessica Sallinger	249.1
2004	Jessica Sallinger	238.1
2005	Jessica Sallinger	264.0
2006	Sarah Wood	166.0
2007	Whitney Humphreys	167.0
2008	Whitney Humphreys	226.2
2009	Kristen Adkins	182.1
2010	Hope Rush	222.1
2011	Kristen Adkins	160.1
2012	Hope Rush	248.0
2013	Hope Rush	178.1
2014	Kylie Kleinschmidt	174.2
2015	Kylie Kleinschmidt	156.1
2016	Jenna Goodrich	195.2
2017	Emily Anderson	159.1

FEWEST ER (MIN 50 IP)

YEAR	PLAYER	NO.
1987	--	--
1988	Julie Jones	47
1989	Paige Lord	21
1990	Misty Reeder	22

SEASON LEADERS

1991	Kim Gulakowski	15
1992	Laila Krastins	22
1993	Laila Krastins	18
1994	Laila Krastins	9
1995	Laura Brown	26
1996	Carey Schiller	16
1997	Carey Schiller	28
1998	Beth Warren	27
1999	Jamie Smith	73
2000	Tiffany Goodman	93
2001	Tiffany Goodman	18
2002	Tiffany Goodman	28
2003	Jessica Sallinger	45
2004	Jessica Sallinger	28
2005	Sarah Wood	34
2006	Whitney Humphreys	52
2007	Sarah Wood	45
2008	Tiffany Johnson	25
2009	Tiffany Johnson	35
2010	Kristen Adkins	29
2011	Kristen Adkins	36
2012	Hope Rush	71
2013	Kylie Kleinschmidt	88
2014	Kylie Kleinschmidt	69
2015	Emily Anderson	51
2016	Emily Anderson	69
2017	Brooke Barfield	91

2000	Jamie Smith	54
2001	Mimi Utt	8
2002	Tiffany Goodman	18
2003	Erin Voeltz	59
2004	Erin Voeltz	31
2005	Sarah Wood	16
2006	Whitney Humphreys	24
2007	Tiffany Johnson	59
2008	Tiffany Johnson	26
2009	Jessica Coan	34
2010	Kristen Adkins	35
	Jessica Coan	35
2011	Lindsay Anderson	56
2012	Kylie Kleinschmidt	88
2013	Hope Rush	79
2014	Kanani Cabrales	54
2015	Emily Anderson	43
2016	Emily Anderson	64
2017	Jenna Goodrich	72

STRIKEOUTS (MIN 50 IP)

YEAR	PLAYER	NO.
1987	Lisa Neal	36
1988	Julie Jones	86
1989	Misty Reeder	59
1990	Dina El Sheshai	76
1991	Misty Reeder	93
1992	Kim Gulakowski	65
1993	Dina El Sheshai	73
1994	Nikki Johnson	127
1995	Amy Robertson	81
1996	Erin Ryan	94
1997	Jamie Smith	35
1998	Erin Ryan	107
1999	Mimi Utt	123
2000	Tiffany Goodman	51
2001	Erin Voeltz	119
2002	Jessica Sallinger	337
2003	Jessica Sallinger	337
2004	Jessica Sallinger	351
2005	Jessica Sallinger	373
2006	Sarah Wood	98
2007	Tiffany Johnson	188
2008	Whitney Humphreys	160
2009	Tiffany Johnson	138
2010	Hope Rush	170
2011	Kristen Adkins	138
2012	Hope Rush	146
2013	Hope Rush	75
2014	Kylie Kleinschmidt	170
2015	Kylie Kleinschmidt	170
2016	Jenna Goodrich	120
2017	Emily Anderson	111

WINS (MIN 50 IP)

YEAR	PLAYER	NO.
1987	Lisa Neal	4
1988	Julie Jones	7
1989	Misty Reeder	10
1990	Paire Lord	11
1991	Misty Reeder	17
1992	Dina El Sheshai	13
1993	Dina El Sheshai	11
1994	Nikki Johnson	17
1995	Laura Brown	11
1996	Jamie Smith	11
1997	Jamie Smith	9
1998	Erin Ryan	13
1999	Mimi Utt	13
2000	Jamie Smith	14
2001	Erin Voeltz	12
2002	Jessica Sallinger	28
2003	Jessica Sallinger	22
2004	Jessica Sallinger	31
2005	Jessica Sallinger	28
2006	Sarah Wood	20
2007	Whitney Humphreys	23
2008	Whitney Humphreys	20

2009	Kristen Adkins	24
2010	Hope Rush	28
2011	Kristen Adkins	20
2012	Hope Rush	26
2013	Hope Rush	13
2014	Kylie Kleinschmidt	15
2015	Christina Biggerstaff	7
2016	Jenna Goodrich	11
2017	Emily Anderson	10

W-L PERCENTAGE (MIN 50 IP)

YEAR	PLAYER	NO.
1987	Lisa Neal	.235
1988	Julie Jones	.318
1989	Misty Reeder	.588
1990	Paige Lord	.478
1991	Kim Gulakowski	.929
1992	Dina El Sheshai	.619
1993	Dina El Sheshai	.611
1994	Laila Krastins	1.000
1995	Laura Brown	.733
1996	Jamie Smith	.786
1997	Jamie Smith	.500
1998	Beth Warren	.444
1999	Beth Warren	.500
2000	Jamie Smith	.438
2001	Tiffany Goodman	.500
2002	Jessica Sallinger	.757
2003	Erin Voeltz	.684
2004	Jessica Sallinger	.756
2005	Sarah Wood	.789
2006	Whitney Humphreys	.720
2007	Sarah Wood	.800
2008	Whitney Humphreys	.541
2009	Tiffany Johnson	.824
2010	Jessica Coan	.938
2011	Lindsay Anderson	.867
2012	Hope Rush	.684
2013	Kylie Kleinschmidt	.500
2014	Kylie Kleinschmidt	.536
2015	Christina Biggerstaff	.500
2016	Emily Anderson	.435
2017	Emily Anderson	.417

ERA (MIN 50 IP)

YEAR	PLAYER	NO.
1987	Paige Lord	2.50
1988	Julie Jones	2.23
1989	Misty Reeder	1.27
1990	Dina El Sheshai	1.51
1991	Kim Gulakowski	0.94
1992	Kim Gulakowski	1.58
1993	Dina El Sheshai	1.97
1994	Nikki Johnson	1.30
1995	Amy Robertson	1.46
1996	Erin Ryan	1.59
1997	Carey Schiller	2.35
1998	Carey Schiller	2.13
1999	Mimi Utt	2.70
2000	Jamie Smith	3.07
2001	Tiffany Goodman	1.13
2002	Jessica Sallinger	1.17
2003	Jessica Sallinger	1.26
2004	Jessica Sallinger	0.82
2005	Jessica Sallinger	1.19
2006	Sarah Wood	2.87
2007	Tiffany Johnson	2.22
2008	Whitney Humphreys	2.13
2009	Kristen Adkins	1.69
2010	Hope Rush	1.98
2011	Kristen Adkins	1.57
2012	Hope Rush	2.00
2013	Hope Rush	4.04
2014	Kylie Kleinschmidt	2.77
2015	Kylie Kleinschmidt	4.39
2016	Emily Anderson	3.02
2017	Emily Anderson	3.91

FEWEST WALKS (MIN 50 IP)

YEAR	PLAYER	NO.
1987	Lisa Neal	84
1988	Julie Jones	75
1989	Misty Reeder	32
1990	Misty Reeder	32
1991	Misty Reeder	24
1992	Kim Gulakowski	35
1993	Kim Gulakowski	46
1994	Laura Brown	14
1995	Laura Brown	25
1996	Laura Brown	9
1997	Carey Schiller	26
1998	Beth Warren	35
1999	Jamie Smith	46

TEAM YEAR BY YEAR STATISTICS

BATTING & DEFENSE

YEAR	G	AB	BA	R	H	2B	3B	HR	RBI	SLG	OBP	SH	SF	BB	SO	HBP	SB-SBA	PO	A	E	F%
1987	31	714	.230	92	164	3	1	0	62	.237	--	--	--	99	80	4	51	559	271	67	.925
1988	38	956	.250	114	239	23	9	1	81	.296	--	--	--	84	94	7	25-33	722	299	119	.896
1989	36	833	.217	97	181	16	9	0	76	.256	--	--	--	95	89	7	22-35	702	298	65	.939
1990	49	1187	.251	114	251	23	3	2	87	.241	--	--	--	63	140	10	57-88	1023	618	113	.936
1991	51	1399	.289	222	405	40	15	2	176	.344	.331	25	11	85	146	8	56-70	1062	408	69	.955
1992	52	1367	.247	172	338	27	16	8	121	.308	--	--	--	82	174	6	47-65	1066	521	96	.943
1993	53	1434	.250	180	359	41	30	8	137	.338	--	38	--	50	175	4	42-56	--	--	--	--
1994	58	1590	.311	312	494	37	39	24	174	.428	--	--	--	85	170	18	88-95	--	--	--	--
1995	55	1494	.282	236	422	50	21	10	192	.364	.333	26	7	99	152	17	60-69	1111	507	77	.955
1996	52	1393	.301	220	419	66	22	6	184	.393	.354	41	10	100	163	20	82-90	1013	472	52	.966
1997	56	1522	.292	213	444	70	12	11	166	.375	.337	62	2	93	178	12	74-91	1114	506	86	.950
1998	52	1323	.249	164	329	33	5	17	135	.320	.307	54	2	102	195	11	55-66	1048	428	73	.953
1999	60	1634	.287	234	469	60	13	14	205	.365	.342	61	7	120	217	21	44-56	1214	618	85	.956
2000	58	1538	.272	217	419	46	11	23	181	.362	.326	64	5	106	182	18	33-47	1156	577	65	.964
2001	53	1274	.213	147	271	43	8	17	107	.299	.266	53	8	80	194	15	26-39	1057	551	80	.953
2002	70	1868	.263	264	492	81	20	37	230	.388	.336	46	10	198	293	11	56-74	1482	515	54	.974
2003	63	1607	.236	210	380	63	5	35	186	.347	.313	32	7	169	385	13	35-48	366	50	11	.970
2004	66	1618	.263	264	425	74	4	36	227	.380	.355	30	10	221	328	17	89-112	1301	329	65	.962
2005	65	1690	.288	309	486	67	10	25	268	.383	.371	25	15	217	301	16	159-188	1321	407	51	.971
2006	70	1823	.306	428	557	99	11	75	385	.495	.394	25	23	249	247	33	138-158	1362	591	94	.954
2007	70	1915	.322	451	616	95	14	96	416	.536	.394	32	19	200	325	41	105-120	1383	443	56	.970
2008	63	1615	.258	241	417	47	9	49	217	.389	.319	33	7	110	287	38	124-137	1231	477	57	.968
2009	61	1602	.305	356	488	86	9	71	328	.502	.393	23	13	183	292	59	64-76	1193	463	41	.976
2010	62	1578	.295	418	465	77	7	118	393	.577	.411	42	8	259	341	57	40-43	1200	477	69	.960
2011	57	1497	.323	349	483	67	16	100	333	.589	.410	37	8	178	285	48	78-90	1117	457	52	.968
2012	60	1494	.274	294	409	56	7	54	641	.429	.389	47	7	210	304	75	96-119	1180	486	55	.968
2013	55	1470	.293	304	431	67	12	47	273	.451	.390	28	10	197	275	42	94-112	1060	434	62	.960
2014	47	1230	.297	222	365	54	10	37	210	.447	.379	31	9	144	204	25	65-74	912	388	53	.961
2015	50	1193	.235	175	280	48	8	35	163	.376	.333	33	9	162	277	18	24-29	922	245	41	.966
2016	55	1415	.228	162	323	50	5	32	139	.339	.304	41	8	133	299	24	45-55	1127	519	63	.963
2017	53	1444	.256	234	369	59	4	54	205	.414	.355	32	13	197	329	34	38-49	1124	395	59	.963

PITCHING

YEAR	GS	CG	W	L	W-L%	ERA	SV	SHO	IP	H	R	ER	BB	SO	2B	3B	HR	AB	BAVG	WP	HBP
1987	31	23	5	26	.161	3.29	--	1	200.0	--	208	94	258	75	--	--	--	--	--	--	--
1988	38	27	8	30	.210	3.12	2	2/0	242.1	245	229	108	163	108	--	--	--	--	--	--	--
1989	36	--	19	16	.543	1.36	0	7	236.0	193	100	46	136	96	--	--	--	--	--	18	5
1990	49	--	15	34	.306	1.98	3	5	343.2	282	191	97	110	164	--	--	--	--	--	39	5
1991	51	24	38	12	.760	1.32	9	14/11	354.0	237	101	67	109	243	--	--	--	--	.185	28	9
1992	52	30	30	22	.576	1.89	7	6/5	355.1	307	162	96	132	133	26	14	4	1392	.221	25	9
1993	53	27	28	25	.528	2.38	5	4/4	359.1	319	195	122	170	134	24	17	11	1350	.236	33	13
1994	58	45	35	23	.603	1.35	1	15	368.1	299	139	71	73	182	28	20	9	1445	.207	19	4
1995	55	31	30	25	.545	1.83	3	6/4	371.1	323	164	97	120	144	33	12	6	1389	.233	6	10
1996	52	33	32	20	.615	1.89	3	10/10	337.2	295	135	91	78	156	49	7	13	1285	.230	17	7
1997	56	22	22	34	.392	3.07	3	3/3	371.2	448	256	163	161	87	68	9	18	1511	.296	14	8
1998	52	32	23	29	.442	2.75	1	5/0	349.1	413	193	137	159	149	69	6	18	1500	.275	23	23
1999	60	39	22	38	.367	3.11	0	1/0	404.2	475	260	180	150	183	73	7	26	1868	.292	31	21
2000	58	44	25	33	.431	3.47	0	3/0	385.1	455	232	191	130	101	104	7	28	1737	.299	30	13
2001	53	36	24	29	.453	1.55	6	9/5	352.1	325	141	78	101	158	43	6	18	1297	.251	8	8
2002	70	48	52	18	.743	1.70	5	17/2	494.2	369	151	120	199	457	49	8	22	1760	.210	5	15
2003	62	47	37	25	.597	1.70	0	16/1	420.2	270	135	102	171	459	42	7	24	1471	.184	9	24
2004	66	48	47	19	.712	0.97	1	29/8	433.2	262	102	60	110	526	27	3	23	1532	.171	5	22
2005	65	39	51	14	.784	1.49	6	26/6	440.1	279	123	94	128	490	40	6	26	1567	.178	15	30
2006	70	13	48	22	.686	3.27	13	9/5	454.0	475	272	212	120	277	68	3	58	1794	.265	30	50
2007	70	25	54	16	.771	2.54	7	13/7	461.0	377	208	167	203	429	47	9	50	1712	.220	47	61
2008	63	39	32	31	.508	2.85	3	9/0	410.1	396	216	167	154	272	52	8	40	1572	.252	24	40
2009	61	33	46	15	.754	2.15	3	15/4	397.2	323	145	122	157	348	39	3	37	1471	.220	33	25
2010	62	39	51	11	.823	2.19	4	15/2	400.0	341	166	125	164	351	37	5	33	1516	.225	18	33
2011	57	28	45	12	.789	2.37	7	14/7	372.1	300	155	126	189	354	30	6	31	1397	.215	20	20
2012	60	44	37	23	.617	3.27	2	11/1	393.1	344	226	184	253	245	64	11	33	1444	.238	33	32
2013	55	29	25	30	.454	5.37	4	3/0	353.1	443	340	271	221	160	87	2	67	1436	.308	21	35
2014	47	29	23	24	.489	4.24	1	3/0	304.0	347	231	184	202	230	55	3	33	1219	.285	27	26
2015	50	25	16	34	.320	4.90	2	4/2	307.1	274	241	215	221	354	48	2	46	1162	.236	35	44
2016	55	41	22	33	.400	4.21	2	8/1	375.2	418	258	226	226	239	54	4	46	1492	.280	15	32
2017	53	26	19	34	.358	4.82	1	2/1	374.2	443	296	258	232	242	65	7	52		.296	31	38

ACC CAREER LEADERS

BATTING

BATTING AVG	YEARS	AVG.
1. Jen Yee, GT	2007, 2009-10	.425
2. Emilee Koerner, ND	2014-15	.421
3. Laura Williams, GT	1994-97	.419
4. Karley Wester, ND	2014-17	.418
5. Ali Wester, ND	2016-17	.410
6. Tiffany Tolleson, UNC	2002-03	.407
7. Christine Kubin, UNC	1993-96	.389
8. Kelsi Weseman, GT	2009-12	.387
9. Jessie Warren, FSU	2015-17	.386
10. Jenna Rhodes, VT	2006-09	.383

RBI	YEARS	NO.
1. Whitney Haller, GT	2006-09	228
2. Maddie O'Brien, FSU	2012-15	216
3. Kristen Brown, UNC	2013-16	204
4. Jessie Warren, FSU	2015-17	203
5. Kelsi Weseman, GT	2009-12	201
6. Savannah Brown, GT	2005-08	194
7. Sara Larquier, UVA	2003-06	181
8. Tatiana Cortez, BC	2014-17	174
9. Anne Knobbe, GT	1997-00	172
10. Alex Powers, FSU	2014-17	171

RUNS SCORED	YEARS	NO.
1. Jen Yee, GT	2007, 2009-10	229
2. Karley Wester, ND	2014-17	227
3. Shamalene Wilson, FSU	1993-96	223
4. Aileen Morales, GT	2005-08	216
5. Tiffani Brown, FSU	2010-14	207
6. Veronica Wootson, FSU	2004-07	199
7. Kelsi Weseman, GT	2009-12	196
8. Brandi Stuart, FSU	2000-03	192
9. Whitney Haller, GT	2006-09	185
Jessie Warren, FSU	2015-17	185

HOME RUNS	YEARS	NO.
1. Kristen Brown, UNC	2013-16	66
2. Renada Davis, NCS	2012-14	65
3. Jessie Warren, FSU	2015-17	62
4. Whitney Haller, GT	2006-09	61
5. Hope Rush, GT	2010-13	60
6. Kelsi Weseman, GT	2009-12	55
Maddie O'Brien, FSU	2012-15	55
Jen Yee, GT	2007, 2009-10	54
9. Kendra Lynch, UNC	2014-17	52
10. Jen Chamberlin, NCS	2004-07	49

HITS	YEARS	NO.
1. Karley Wester, ND	2014-17	323
2. Shamalene Wilson, FSU	1993-96	310
3. Laura Williams, GT	1994-97	292
4. Brandi Stuart, FSU	2000-03	287
5. Meaghan Young, UVA	1998-01	285
Tiffani Brown, FSU	2010-14	285
7. Veronica Wootson, FSU	2004-07 2	282
8. Whitney Haller, GT	2006-09	280
9. Jessica van der Linden, FSU	2001-04	277
10. Natasha Jacob, FSU	2003-06	271

DOUBLES	YEARS	NO.
1. Kristen Dennis, UVA	1999-02	58
2. Sara Larquier, UVA	2003-06	55
3. Lorin Slade, UNC	1995-98	54
4. Kelsi Weseman, GT	2009-12	53
5. Meaghan Young, UVA	1998-01	51
Cassie Palmer, UNC	2005-08	51
Alex Powers, FSU	2014-17	51
8. Michelle Semmes, UNC	1998-01	50

Ruby Rojas, UVA	2000-03	50
Jessica van der Linden, FSU	2001-04	50

TRIPLES	YEARS	NO.
1. Shamalene Wilson, FSU	1993-96	30
2. Laura Williams, GT	1994-97	31
3. Vicki Huff, UNC	1992-94	26
4. Beverly Smith, UNC	1992-94	24
5. Meaghan Young, UVA	1998-01	24
6. Christine Kubin, UNC	1993-96	23
7. Veronica Wootson, FSU	2004-07	22
8. Tiffani Brown, FSU	2010-14	22
9. Crystal Henderson, UNC	1997-00	20
10. Kimmy Carter, FSU	1999-02	18

STOLEN BASES	YEARS	NO.
1. Myssi Calkins, FSU	1994-97	185
2. Brandi Stuart, FSU	2000-03	162
3. Shamalene Wilson, FSU	1993-96	161
4. Aileen Morales, GT	2005-08	153
5. Karley Wester, ND	2014-17	129
6. Jenna Rhodes, VT	2006-09	114
7. Ashley Thomas, GT	2011-14	113
8. Laura Williams, GT	1994-97	110
9. Tiffani Brown, FSU	2010-14	109
10. Morgan Klavemann, FSU	2015-17	109

WALKS	YEARS	NO.
1. Maddie O'Brien, FSU	2012-15	198
2. Heather Field, UVA	2001-04	153
3. Jen Yee, GT	2007, 2009-10	151
4. Kristen Dennis, UVA	1999-02	144
Jessica van der Linden, FSU	2001-04	144
6. Brandi Stuart, FSU	2000-03	133
Alex Powers, FSU	2014-17	133
7. Tara Knudsen, GT	2001-04	119
8. Katie Donovan, GT	2002-05	115
9. Ashley Stager, FSU	2008-11	113
10. Amy Hosier, GT	2006-06	110

PITCHING

EARNED RUN AVG.	YEARS	NO.
1. Toni Gutierrez, FSU	1992-93	0.46
2. Marla Looper, FSU	1993-94	0.78
3. Angela Tincher, VT	2005-08	0.78
4. Rebecca Aase, FSU	1992-94	0.86
5. Yvette Davis, UNC	1993-94	0.94
6. Kelly Shipman, MD	1996-99	1.02
7. Renee Espinoza, FSU	1995-96	1.06
8. Paige Lauby, UNC	1992-94	1.07
9. Casey Hunter, FSU	2002-05	1.09
Michelle Collins, UVA	1993-95	1.09

WINS	YEARS	NO.
1. Angela Tincher, VT	2005-08	123
2. Jessica Sallinger, GT	2002-05	109
Lacey Waldrop, FSU	2012-15	109
4. Emily Weiman, NCS	2012-15	108
Lori Spingola, UNC	2011-14	108
6. Leslie Malerich, FSU	1999-02	107
7. Crystal Cox, UNC	2003-06	96
8. Jessica Burroughs, FSU	2014-17	92
9. Abbie Sims, NCS	2004-07	90
10. Radara McHugh, UNC	1998-01	88

STRIKEOUTS	YEARS	NO.
1. Angela Tincher, VT	2005-08	2149
2. Jessica Sallinger, GT	2002-05	1398
3. Crystal Cox, UNC	2003-06	1205
4. Abbie Sims, NCS	2004-07	1091

5. Lori Spingola, UNC	2011-14	1083
6. Emily Weiman, NCS	2012-15	1056
7. Kelly Shipman, MD	1996-99	1037
8. Sarah Hamilton, FSU	2008-11	1005
9. Danielle Spaulding, UNC	2007-10	940
10. Tiffany McDonald, FSU	2005-08	939

INNINGS PITCHED	YEARS	NO.
1. Angela Tincher, VT	2005-08	1116.1
2. Emily Weiman, NCS	2012-15	1084.2
3. Crystal Cox, UNC	2003-06	1014.1
4. Jessica Sallinger, GT	2002-05	1008.2
5. Lori Spingola, UNC	2011-14	1005.1
6. Leslie Malerich, FSU	1999-02	988.2
7. Kelly Shipman, MD	1996-99	942.2
8. Tiffany McDonald, FSU	2005-08	898.1
9. Radara McHugh, UNC	1998-01	861.2
10. Lacey Waldrop, FSU	2012-15	859.2

COMPLETE GAMES	YEARS	NO.
1. Kelly Shipman, MD	1996-99	128
Emily Weiman, NCS	2012-15	128
3. Angela Tincher, VT	2005-08	124
4. Jessica Sallinger, GT	2002-05	123
5. Crystal Cox, UNC	2003-06	121
6. Leslie Malerich, FSU	1999-02	110
7. Lori Spingola, UNC	2011-14	109
8. Abbie Sims, NCS	2004-07	102
9. Radara McHugh, UNC	1998-00	100
10. Casey Hunter, FSU	2002-05	86

