

2020 GEORGIA BULLDOGS BASEBALL



1990 National Champions

6 College World Series App.

1987, '90, 2001, '04, '06, '08 Finals

6 SEC Titles

1933, '53, '54, 2001, '04, '08

GEORGIA BULLDOGS

Home: 7-1 ; Away: 1-0 ; Neutral: 0-0; Top 25: 0-0

#Ranking is USA Today (Coaches)

Date	Opponent (TV/Stream)	Time/Res.	Rec. (SEC)
Feb. 14	Richmond (SECN+)	W, 7-6	1-0
Feb. 15	Richmond (SECN+)	W, 9-3	2-0
Feb. 16	Richmond (SECN+)	W, 5-4	3-0
Feb. 19	@ Kennesaw State	W, 10-3	4-0
Feb. 21	Santa Clara (SECN+)	W, 9-0	5-0
Feb. 22	Santa Clara (SECN+)	W, 5-4 (12)	6-0
Feb. 22	Santa Clara (SECN+)	W, 6-1	7-0
Feb. 23	Santa Clara (SECN+)	L, 8-4	7-1
Feb. 25	Kennesaw St. (SECN+)	W, 15-1	8-1
Feb. 28	#17 Ga. Tech (SECN+)	5 pm	
Feb. 29	@ #17 Ga. Tech (ACCNX)	2 pm	
March 1	vs. #17 Ga. Tech	2 pm	
March 3	Ga. Southern (SECN+)	5 pm	
March 4	vs. *Ga. Southern	6:35 pm	
March 6	UMASS (SECN+)	6 pm	
March 7	UMASS (SECN+)	2 pm	
March 8	UMASS (SECN+)	1 pm	
March 11	@ Ga. Southern	6 pm	
March 13	@ *Florida (SECN+)	6:30 pm	
March 14	@ *Florida (SECN)	7 pm	
March 15	@ *Florida (SECN)	12 pm	
March 18	USC Upstate (SECN+)	6 pm	
March 20	*South Carolina (SECN+)	7 pm	
March 21	*South Carolina (SECN+)	2 pm	
March 22	*South Carolina (SECN+)	1 pm	
March 25	Wofford (SECN+)	6 pm	
March 27	@ *Vanderbilt (SECN+)	7:30 pm	
March 28	@ *Vanderbilt (SECN+)	3 pm	
March 29	@ *Vanderbilt (SECN+)	2 pm	
March 31	Ga. State (SECN+)	6 pm	
Apr. 3	@ *Texas A&M (SECN+)	7:30 pm	
Apr. 4	@ *Texas A&M (SECN+)	3 pm	
Apr. 5	@ *Texas A&M (SECN+)	2 pm	
Apr. 7	Clemson (SECN+)	6 pm	
Apr. 9	*Auburn (SECN+)	7 pm	
Apr. 10	*Auburn (SECN+)	7 pm	
Apr. 11	*Auburn (SECN+)	1 pm	
Apr. 14	Jacksonville St. (SECN+)	6 pm	
Apr. 17	@ *Missouri (SECN)	6 pm	
Apr. 18	@ *Missouri (SECN)	8 pm	
Apr. 19	@ *Missouri (SECN+)	2 pm	
Apr. 21	@ *Clemson (ACCNX)	6 pm	
Apr. 23	*Tennessee (SECN)	7 pm	
Apr. 24	*Tennessee (SECN)	8 pm	
Apr. 25	*Tennessee (SECN)	3 pm	
Apr. 28	Coastal Carolina (SECN+)	6 pm	
May 1	*Ole Miss (SECN+)	7 pm	
May 2	*Ole Miss (SECN+)	2 pm	
May 3	*Ole Miss (SECN+)	1 pm	
May 8	@ *Arkansas (SECN+)	7:30 pm	
May 9	@ *Arkansas (SECN+)	7:30 pm	
May 10	@ *Arkansas (ESPN2)	1 pm	
May 12	Presbyterian (SECN+)	6 pm	
May 14	*Kentucky (SECN+)	7 pm	
May 15	*Kentucky (SECN+)	7 pm	
May 16	*Kentucky (SECN)	12 pm	
May 19-24	+SEC Tournament	TBA	
May 29-June 1	~NCAA Regionals	TBA	
June 5-8	~NCAA Super Regionals	TBD	
June 13-24	\$College World Series	TBD	

Home games in Bold. SECN+=SEC Network Plus; SECN=SEC Network; ACCNX=ACC Network Extra; *SEC games. %Coolray Field, Lawrenceville, Ga.; *SRP Park, N. Augusta, S.C.; +SEC Tourney: Hoover Metropolitan Stadium, Hoover, Ala.; ~NCAAs: Campus Sites, TBA; \$CWS: TD Ameritrade Park, Omaha, Neb.

All Georgia baseball games will be carried locally on WRFC 960 AM, and most in Atlanta on WFOM 1230 AM. An array of affiliates around the state carry selected contests too. Fans can listen to every game online for free through georgiadogs.com, the UGA Gameday App and TuneIn.

Georgia Media Guide Online: www.georgiadogs.com
Official Georgia Baseball Twitter Account: @BaseballUGA
Live Stats: <http://uga.statbroadcast.com>

#4 GEORGIA (8-1) vs. #17 GA. TECH (7-1)

Georgia's Ike Cousins Head Baseball Coach: Scott Stricklin (547-346-1); 16th Season, (7th at UGA)

TV/RADIO--Fri.: SECN+; Georgia Bulldog Sports Network (Jeff Dantzler & David Johnston)

Sat.: ACCNX; (Andy Demetra & Roddy Jones); Sun: No TV

National Rankings: #4 USA TODAY; #4 D1Baseball.com; #5 NCBWA; #8 Collegiate Baseball; #10 Baseball America

PROBABLE PITCHING MATCHUPS

Game	GEORGIA (W-L, ERA, R/L, Cl.)	OPP. Rotation (W-L, ERA, R/L, Cl.)
G5 #17 Emerson Hancock	(1-0, 4.91, RHP, Jr.)	#8 Jonathan Hughes (2-0, 3.38, RHP, Rsr.)
G6 #13 Cole Wilcox	(1-0, 3.27, RHP, So.)	#19 Cort Roedig (1-1, 4.66, RHP, So.)
G3 #5 C.J. Smith	(0-0, 3.12, LHP, Jr.)	#41 Zach Maxwell (1-0, 1.00, RHP, Fr.)

POS.	#	PROBABLE LINEUP CL.	HOMETOWN	B-T	AVG.-HR-RBI	MAJOR
OF	44	Ben Anderson	RSr.	LaGrange	L-R .423-0-7	Biochem./Biology
SS	7	Cam Shepherd	Sr.	Peachtree Ridge	R-R .294-3-13	Sport Management
OF	28	Tucker Bradley	RJr.	Chickamauga	L-L .485-4-13	Sport Management
INF/OF	31	Riley King	RJr.	Lawrenceville	R-R .161-0-6	Sport Science
3B	24	Garrett Blaylock	Jr.	Asheville, N.C.	L-R .216-4-7	Business
DH/OF	23	Connor Tate	RSr.	Bishop	R-R .200-0-2	Sport Management
1B	14	Patrick Sullivan	RSr.	Sandy Springs	L-L .250-0-3	Real Estate
C	30	Mason Meadows	RJr.	Roswell	R-R .154-0-1	Management
INF	15	Cole Tate	Jr.	Bishop	R-R .320-1-5	Sport Management
<i>Other Potential Starters</i>						
C	32	Shane Marshall	So.	Naples, Fla.	R-R .154-0-1	Sport Management
2B	1	Buddy Floyd	Fr.	Covington	B-R .300-0-2	Biology
OF/1B	20	Chaney Rogers	Jr.	Ringgold	L-L .333-0-0	Sport Management
OF	4	Randon Jernigan	So.	Brunswick	R-R .125-0-0	Sport Science

2020 TEAM STATS

	UGA	GT
Runs/Game	7.8	7.5
Batting Avg.	.284	.299
HR	13	10
SLG%	.469	.504
SB/ATT.	18/19	3/4
ERA	2.79	2.38
BB	33	29
K	103	84
FLDG%	.972	.967

TOUGH AT HOME

*Georgia is 7-1 at home in 2020 with four comebacks including two walk-offs (Opening Day: Cole Tate-1B; Tucker Bradley-12th-inning HR over Santa Clara). In 2019, Georgia posted a 28-3 home mark during the regular season. The three losses were all by one run! Feb. 26 to LIU Brooklyn (1-0); March 22 to #10 LSU (1-0) and Apr. 5 to #5 Vandy (3-2 in 11).

AGGRESSIVE ON THE BASE PATHS

*Georgia is 18-for-19 in stolen base attempts this season. Junior Tucker Bradley and senior Cam Shepherd lead the team with five apiece while sophomore Ben Anderson is 4-for-5. In the Scott Stricklin era that began in 2014, the most SB by a Bulldog squad is 63 in 2015. The school record is 101 set by the 1980 team in only 46 games.

TWIBB NOTES (This Week In Bulldog Baseball)

◆ Fourth-ranked Georgia enters the Tech series with an 8-1 mark. The Bulldogs began the year 7-0, the best start in the Scott Stricklin era, before dropping the final contest of a four-game set with Santa Clara last Sunday. Georgia cruised past Kennesaw State 15-1 here Tuesday. Stricklin played for Tech coach Danny Hall at Kent State in the early 1990s and later served on his staff as a volunteer coach (1998-99) and assistant coach (2002-04). During his Georgia tenure, Coach Stricklin is 11-6 against Tech.

This year, the three-game series with Tech will be played on consecutive days with one game each on campus and the final one at Coolray Field, the Triple-A home of the Gwinnett Stripers in the Atlanta Braves organization. Proceeds of Sunday's game benefit Children's Healthcare of Atlanta (CHOA) as this is the 18th annual Farmview Market Spring Baseball Classic For Kids. The CHOA benefit had been played at Turner Field and SunTrust Park, annually drawing some of the nation's largest crowds for a collegiate baseball game, before being moved to Coolray Field this year. Georgia is 11-6 in the neutral-site games.

◆ The last time these teams met in a weekend series was the 2004 NCAA Super Regional in Atlanta, and the Bulldogs won 7-5 and 5-3 to clinch a trip to the College World Series. During the 1997 regular season, the teams played four times and two of them were on a weekend (March 1/2) Tech won 9-0 in Athens while Georgia won 4-1 in Atlanta. Later that year on a Tuesday, Georgia lost 6-3 in Atlanta on April 15 and then on Tuesday, April 29, Georgia won 5-4. This will be the first three-game weekend set during the regular season in 61 years as the squads faced each other March 6, 8-9 in 1959 with Tech going 2-1.

Dating back to 1898, Georgia holds a 211-163-2 edge in the all-time series. Tech won the series last year 2-1. They won the first meeting 11-2 in Atlanta in a rain-shortened contest that was called after seven innings. It snapped Georgia's six-game winning streak in the series after sweeping them in 2017 and 2018. Georgia evened the series with a 12-2 win in Athens and then Tech claimed the rubber game of the series with an 8-6 decision at SunTrust Park.

◆ Both teams will employ the same rotation they have used the first two weekends of the season. Friday's starter for Georgia will be junior RHP Emerson Hancock (1-0, 4.91) followed by sophomore RHP Cole Wilcox (1-0, 3.27) and junior LHP C.J. Smith (0-0, 3.12). Tech will counter with redshirt senior RHP Jonathan Hughes (2-0, 3.38), sophomore RHP Cort Roedig (1-1, 4.66) and freshman RHP Zach Maxwell (1-0, 1.00).

◆ Georgia's Leading Hitters: Redshirt junior OF/LHP Tucker Bradley (.485-4-13; 0-0, 0.00 ERA, 1 SV) ranks among the SEC leaders with a team-best .485 average, a .909 slugging percentage and a .585 on base percentage. Also, he has made two relief appearances for a total of 3.1 scoreless innings with five strikeouts. Sophomore OF Ben Anderson (.423-0-7) is among the SEC leaders with 16 runs scored.

2020 GEORGIA 35-MAN ROSTER



#	NAME	POS.	B-T	HT.	WT.	CL.-EXP.	DOB	HOMETOWN (Last School)	MAJOR
0	Josh Stinson	OF/INF	R-R	6-1	176	FR-HS	10-21-00	Lawrenceville, Ga. (Grayson HS)	Engineering
1	Buddy Floyd	INF	B-R	5-7	160	FR-HS	9-26-00	Covington, Ga. (Pope HS)	Biology
2	Shane Marshall	C	R-R	6-4	206	SO-1L	3-15-00	Naples, Fla. (Gulf Coast HS)	Sport Management
3	Brandon Smith	RHP	B-R	6-2	204	FR-HS	5-7-00	Woodstock, Ga. (River Ridge HS)	Journalism
4	Randon Jernigan	OF	R-R	6-0	185	SO-1L	10-29-99	Brunswick, Ga. (Glynn Academy)	Sport Management
5	C.J. Smith	LHP	L-L	6-1	191	JR-2L	8-26-98	Royston, Ga. (Home School)	Management
6	Kaden Fowler	OF/C	L-R	6-0	205	RJR-TR	9-10-97	El Dorado, Kan. (Barton CC)	Communication Studies
7	Cam Shepherd	SS	R-R	6-1	181	SR-3L	9-28-97	Duluth, Ga. (Peachtree Ridge HS)	Sport Management
8	Spencer Keefe	INF	R-R	6-3	200	FR-HS	7-24-01	Canton, Ga. (Woodstock HS)	Exercise & Sport Science
9	Kameron Guidry	INF	R-R	5-11	172	FR-HS	4-13-01	Snellville, Ga. (Redan HS)	Business
11	Will Proctor	RHP	R-R	6-2	191	RJR-3L	12-23-97	Manhattan Beach, Calif. (Mira Costa HS)	Entertainment & Media Studies
12	Jonathan Cannon	RHP	R-R	6-6	207	FR-HS	7-19-00	Alpharetta, Ga. (Centennial HS)	Business
13	Cole Wilcox	RHP	R-R	6-5	232	SO-1L	7-14-99	Chickamauga, Ga. (Heritage HS)	Business
14	Patrick Sullivan	1B	L-L	6-3	214	RSR-3L	1-28-97	Sandy Springs, Ga. (Marist School)	Real Estate
15	Cole Tate	INF	R-R	6-2	192	JR-2L	11-2-98	Bishop, Ga. (Oconee HS)	Sport Management
16	Will Childers	RHP	L-R	6-4	213	FR-HS	11-14-00	Evans Ga. (Lakeside HS)	Sport Management
17	Emerson Hancock	RHP	R-R	6-4	213	JR-2L	5-31-99	Cairo, Ga. (Cairo HS)	Sport Management
18	Bryce Melear	RHP	R-R	6-2	165	FR-HS	11-26-00	Evans, Ga. (Greenbrier HS)	Business
19	Jack Gowen	RHP	R-R	6-1	212	SO-1L	10-29-99	Folkston, Ga. (Charlton County HS)	Exercise & Sport Science
20	Chaney Rogers	OF/1B	L-L	6-1	207	JR-2L	7-16-98	Ringgold, Ga. (Gordon Lee HS)	Sport Management
21	Logan Moody	RHP	R-R	6-2	206	RSR-3L	2-24-97	LaGrange, Ga. (LaGrange HS)	Risk Management
22	Ryan Suppa	RHP	R-R	6-2	205	FR-HS	12-23-00	Acworth, Ga. (North Cobb Christian HS)	Exercise & Sport Science
23	Connor Tate	INF	R-R	6-3	210	RSO-1L	11-2-98	Bishop, Ga. (Oconee HS)	Sport Management
24	Garrett Blaylock	INF	L-R	6-3	206	JR-TR	2-26-98	Asheville, N.C. (St. Johns River St. Coll.)	Business
28	Tucker Bradley	OF/LHP	L-L	6-0	206	RJR-3L	5-6-98	Chickamauga, Ga. (Gordon Lee HS)	Sport Management
30	Mason Meadows	C	R-R	6-1	228	RJR-2L	2-8-98	Roswell, Ga. (Pope HS)	Management
31	Riley King	INF/OF	R-R	6-0	189	RJR-2L	10-17-97	Lawrenceville, Ga. (Collins Hill HS)	Exercise & Sport Science
32	Michael Polk	RHP	R-R	6-3	205	FR-HS	12-2-00	Milton, Ga. (Cambridge HS)	Business
33	Justin Glover	LHP	L-L	6-1	202	SR-3L	7-17-98	Buford, Ga. (Buford HS)	Finance
34	Garrett Brown	RHP	L-R	6-7	209	RFR-HS	11-6-99	Manchester, Ga. (Manchester HS)	Sport Management
35	Cain Tatum	RHP	R-R	6-8	199	FR-HS	12-6-00	Auburn, Ga. (Winder-Barrow HS)	Business
38	Kale Ledford	C	R-R	6-0	175	JR-TR	9-30-98	Oxford, Ga. (Chattahoochee Valley CC)	Undecided
39	Darryn Pasqua	RHP	R-R	6-4	191	RSO-1L	11-9-98	Rocky Face, Ga. (Christian Heritage HS)	Mechanical Engineering
44	Ben Anderson	OF	L-R	6-1	171	RSO-TR	8-21-98	LaGrange, Ga. (Furman)	Biochemistry & Biology
55	Ryan Webb	LHP	L-L	6-1	196	JR-2L	4-19-99	Roswell, Ga. (Pope HS)	Sport Management

Georgia Bulldog Baseball Staff

Ike Cousins Head Baseball Coach: #10 Scott Stricklin (Kent State '95), 7th season

Assoc. Head Coach/Hitting/Recruiting Coordinator: #37 Scott Daeley (Wake Forest '02), 7th season

Asst. Coach/Pitching: #40 Sean Kenny (Eastern Michigan '97), 3rd season

Vol. Asst. Coach: #45 Brock Bennett (Alabama '10), 1st season

Student Asst. Coach: #36 Nelson Ward, 1st season; **Student Asst./Player Development:** James Williams, 1st season

Director of Baseball Operations: Jeff Guy (Lipscomb '81), 7th season; **Coord. Athletic Operations:** Tatum Hodge (Clemson '02), 4th season

Strength & Conditioning: Ryan Gearheart (Middle Tenn. State '09), 7th season

Assoc. Athletic Trainer: Sean Boland (Valdosta State '08), 6th season

Student Athletic Trainers: Anna Fisher, Michael Martin, Diana Schulze

Student Managers: Bryce Fowler, Miles Minge, Ireland Rollo

Video Operations/Analytics: Jeremy Billik, Andy Davis, Sebastian Zsot

Bullpen Catchers: Hawke Johns, Killian Scourtis

FOLEY FIELD STADIUM INFORMATION

Home Field: Foley Field; Capacity (2,760); Surface: Natural Grass

Dimensions: LF: 350, LC: 370; CF: 404; RC: 365; RF: 314

PROGRAM HISTORY ENTERING 2020

First Year of Baseball: 1886 (oldest sport on campus)

All-Time Program Record: 2,306-1,776-24 entering the 2020 season, the 133rd overall

National Championships: 1 (1990); **CWS Finals:** 2 (1990, 2008)

College World Series Appearances: 6 (1987-90-01-04-06-08)

NCAA Regionals: 12 (1987-90-92-01-02-04-06-08-09-11-18-19)

SEC Titles: 6 (1933-53-54-01-04-08); **SEC Tournament Appearances:** 25

BULLDOG WEEKEND ROTATION: EMERSON HANCOCK/NOTES

#17 EMERSON HANCOCK

6-4, 213, RHP, Jr., Cairo, Ga. (Cairo HS)

Major: Management

Career Highs As A Starter

IP: 8.0 (3x, Last Apr. 18, '19 vs MIZZ)

K: 12 (March 15, '19 @ #22 USC)

H: 9 (3x, last Feb. 14, '20 vs. RICH)

R: 8 (May 12, '18 @ #1 UF)

ER: 8 (May 12, '18 @ #1 UF)

BB: 6 (April 14, '18 vs #11 UK)

Year	G/GS	W	L	S	CG	ERA	IP	H	R	ER	BB	SO
2018	15/15	6	4	0	0	5.10	77.2	70	50	44	34	75
2019	14/14	8	3	0	1	1.99	90.1	58	21	20	18	97
2020	2/2	1	0	0	0	4.91	11.0	11	6	6	1	12
Total	31/31	15	7	0	1	3.521	179.0	139	77	70	53	184

SEC Career

Year	G/GS	W	L	S	CG	ERA	IP	H	R	ER	BB	SO
2018	10/10	5	3	0	0	5.54	50.1	45	34	31	23	54
2019	8/8	4	2	0	1	1.69	57.2	31	12	11	12	66
2020												
Total	18/18	9	5	0	1	3.47	109.0	76	46	42	35	120

2020 (Junior): Consensus First Team Preseason All-American

*Named to the Golden Spikes Award Watch List

*Recipient of the Coach Jim Whatley Baseball Scholarship Endowment

*One of three baseball representatives on the UGA Student-Athlete Advisory Committee (S.A.A.C.); One of three team captains

*No decision in Season-Opening start vs. Richmond (4 IP, 9H, 6R, 4K)

*Beat Santa Clara 9-0 with 7 shutout innings and 8K, retired 19 of the final 21 he faced, the only two that reached did via an error

BULLDOG CAREER NOTES

*As a sophomore in 2019, went 8-3 with a 1.99 ERA and that was the 7th best in school history and best by a starter since 1977 (Chuck Fore: 1.67)

*A 2019 Second Team All-American by *Baseball America*, *Collegiate Baseball*, *D1Baseball.com*, *NCBWA* and *Perfect Game/Rawlings*

*2019 semifinalist for the Golden Spikes Award and Dick Howser Trophy

*Led the SEC and ranked third nationally in WHIP (0.84) in 2019

*Tossed 6.2 no-hit innings in 2019 season-opening 5-0 win over Dayton

*Posted a 6-4 record and 5.10 ERA in 15 starts as a freshman

*Won SEC debut at Alabama in 2018, carried a one-hitter to the 7th inning

*Fielded calls in the early rounds of the 2017 MLB Draft and honored commitment to Georgia, ultimately was selected in the 38th Round by Arizona

Career Starts For Hancock

Date	Opp.	IP	H	R-ER	BB	SO	Dec.
2/17/18	Ga. Southern	6.0	2	0-0	2	5	--
2/24/18	Charlotte	5.0	6	4-3	2	2	--
3/3/18	@ Coll. Charleston	5.0	5	6-6	2	5	L
3/10/18	Toledo	6.0	6	1-1	4	7	W
3/17/18	@ Alabama	7.0	2	3-3	4	3	W
3/24/18	South Carolina	6.0	5	1-1	0	7	W
3/30/18	#15 Texas A&M	*3.1	0	0-0	2	5	--
4/7/18	@ #15 Vanderbilt	4.1	8	5-4	2	8	L
4/14/18	#11 Kentucky	5.0	3	3-2	6	8	W
4/21/18	@ #7 Ole Miss	4.1	5	4-4	3	2	L
4/28/18	Tennessee	7.0	5	4-4	0	8	W
5/4/18	@ Missouri	7.0	3	3-2	0	7	W
5/12/18	@ #1 Florida	5.0	9	8-8	4	4	L
5/18/18	#6 Arkansas	1.1	5	3-3	2	2	--
6/4/18	#18 Duke	5.1	6	5-3	1	2	--
2/15/19	Dayton	6.2	2	0-0	1	2	W
2/23/19	UMass Lowell	6.1	1	0-0	2	10	W
3/1/19	@ Ga. Southern	5.0	5	1-1	1	5	W
3/8/19	Presbyterian	6.0	4	0-0	2	8	W
3/15/19	@ #22 South Carolina	7.0	4	1-1	2	12	W
3/22/19	#10 LSU	8.0	2	1-1	2	4	L
3/28/19	@ Kentucky	7.0	3	3-2	1	8	W
4/5/19	#5 Vanderbilt	7.0	4	1-1	4	8	--
4/11/19	@ Tennessee	8.0	5	2-2	0	9	L
4/18/19	#21 Missouri	8.0	3	0-0	0	11	W
5/11/19	@ Auburn	6.2	4	3-3	3	4	--
5/18/19	Alabama	7.0	6	1-1	0	10	W
5/25/19	vs. #22 Ole Miss (SEC Tour.)	3.2	6	3-3	0	3	--
6/1/19	Fla. State	4.0	9	5-5	0	3	L
2/14/20	Richmond	4.0	9	6-6	1	4	--
2/21/20	Santa Clara	7.0	2	0-0	0	8	W
Total As A Starter:	15-7, 3.52 ERA	179.0	139	77-70	53	184	

*left game with ankle injury

GEORGIA IN THE TOP 25 POLLS IN 2020

Date (Record)	BA	CB	D1	NCBWA	USA TODAY	RPI (NCAA)
Preseason	7	7	5	4	4	n/a
Feb. 17 (3-0)	7	7	5	3	No Poll	n/a
Feb. 24 (7-1)	10	8	4	5	No Poll	n/a

In April of 2019, Georgia was ranked as high as No. 2 by USA TODAY/Coaches and by D1Baseball.com. It was the best since 2009 when the Bulldogs reached No. 1 during the regular season for five weeks in multiple polls. Georgia's highest 2019 ranking in BA and NCBWA was No. 3 (Apr. 8 & 22) while CB had the Bulldogs No. 4 those weeks. Georgia's highest NCAA RPI was No. 3 (May 20 & 27)

SETTING THE STANDARD AS AN ELITE DEFENSE

For the past two seasons, Georgia's defense has established a school record for Highest Fielding Percentage, posting a .980 mark in 2019 after tallying a .979 mark in 2018. This is partially due to a veteran trio of elite defenders in shortstop **Cam Shepherd**, first baseman **Patrick Sullivan** and catcher **Mason Meadows**. They have a chance to finish their Bulldog careers with the best fielding percentage at their position in school history.

Shepherd already owns the UGA single season fielding record for a shortstop at .987, set in 2019 when he received a Rawlings Gold Glove from the ABCA as the top defensive shortstop in the country. Meadows set the Bulldog season fielding record for a catcher at .998 in 2018.

Currently, Georgia is fielding .972.

ALL-TIME BEST FIELDING% AT UGA

Shortstop

Career: .968, Kyle Farmer, 2010-13 (338 PO, 674 A, 33 E)

Currently: .972, Cam Shepherd, '17-'20 (268 PO, 500 A, 22 E)

Catcher

Career: .993, Terry Childers, 1989-92 (1,241 PO, 121 A, 9 E)

Currently: .998, Mason Meadows, '18-'20 (743 PO, 95 A, 2 E)

First Baseman

Career: .991, Josh Morris, 2004-06 (1,645 PO, 86 A, 15 E)

Currently: .995, Patrick Sullivan, '16, '18-'20 (739 PO, 47 A, 4 E)

Note: Defensive records since 1976 and two-season min. for career.

CAREER STARTS AT UGA

Shepherd	189 (189-SS)
Bradley	106 (78-RF; 16-LF; 9-LF; 3-DH)
Meadows	88 (88-C)
Sullivan	79 (79-1B)
King	71 (40-RF; 27-LF; 3-3B; 1-2B)
Rogers	45 (22-RF; 17-1B; 3-DH, 3-LF)
*Proctor	38 (38-2B)
Jernigan	37 (30-LF; 7-CF)
*Smith	27 (22-CF; 3-LF; 1-RF; 1-DH)
Marshall	25 (24-C; 1-DH)
Moody	19 (11-RF; 5-CF; 3-LF)
Tate, Connor	17 (11-RF; 6-DH)
Tate, Cole	11 (5-2B; 5-3B; 1-DH)
Blaylock	9 (8-3B; 1 DH) + {2-3B, 1-1B @ VU}; Career Total: 12
Anderson	8 (8-CF) + {52-CF @ Furman}; Career Total: 60
Floyd	3 (3-2B)

PITCHERS

Hancock	31
*Smith	16 (27 as a position player)
Wilcox	8
Webb	7
*Proctor	3 (38 as a position player)
Moody	3 (19 as a position player)
Glover	2
Childers	1
<i>*also starts as a pitcher/position player</i>	

BULLDOG WEEKEND ROTATION

#13 COLE WILCOX

6-5, 232, RHP, So., Chickamauga, Ga. (Heritage HS)

Major: Business

Career Highs As A Starter

IP: 7 (May 5, '19 vs. UF) K: 5 (Feb. 15, '20 vs. RICH)
H: 6 (Feb. 22, '20 vs. Santa Clara) R: 5 (June 2, '19 vs. FSU)
ER: 4 (2x, last June 2, '19 vs. FSU) BB: 5 (June 2, '19 vs. FSU)

Career Highs As A Reliever

IP: 4 (April 19, '19 vs. #21 Mizz.) K: 8 (2x, last Apr. 19, '19 vs. #21 Mizz.)
H: 4 (3x, last May 11, '19 @ AU) R: 3 (2x, last Apr. 28, '19 @ #9 MSU)
ER: 3 (3x, last Apr. 28, '19 @ #9 MSU) BB: 4 (Feb. 24 vs. UML)

Year	G/GS	W	L	S	CG	ERA	IP	H	R	ER	BB	SO
2019	19/6	3	2	0	0	4.07	59.2	46	30	27	38	64
2020	2/2	1	0	0	0	3.27	11.0	11	4	4	2	15
Total	21/8	4	2	0	0	3.95	70.2	57	34	31	40	79

SEC Career

Year	G/GS	W	L	S	CG	ERA	IP	H	R	ER	BB	SO
2019	11/2	3	1	0	0	2.57	35.0	24	11	10	18	41
2020												
Total	11/2	3	1	0	0	2.57	35.0	24	11	10	18	41

2020 (Sophomore): 3rd team preseason All-American by *Baseball America*

*Named to the Golden Spikes Award Watch List

*Draft-eligible sophomore and projected first round draft pick

*Beat Richmond 9-3 in first start of the year with career-high 8K in 5 IP

*No decision in start vs. Santa Clara (6IP, 6H, 3R, 0BB, 7K)

BULLDOG CAREER NOTES

*Earned 2019 Freshman All-SEC squad by league coaches

*Went 3-2, 4.07 ERA in 19 appearances with six starts as a freshman in 2019

*Earned SEC Freshman of the Week honors after firing a complete game two-hitter in 4-1 sweep of Florida on May 5 in his first career SEC start

*Projected first round MLB pick in 2018 but was strong commit to UGA, still drafted in 37th round by Washington

Career Starts For Wilcox

Date	Opp.	IP	H	R-ER	BB	SO	Dec.
3/2/19	@ Ga. Southern	3.0	2	2-2	3	5	--
3/9/19	Presbyterian	4.1	4	4-4	2	6	--
5/5/19	Florida	7.0	2	1-1	1	7	W
5/16/19	Alabama	6.0	5	3-3	2	7	W
5/23/19	#5 Arkansas (SEC Tourn.)	6.1	3	1-0	4	5	--
6/2/19	Fla. State	3.2	5	5-4	5	1	L
2/15/20	Richmond	5.0	5	1-1	2	8	W
2/22/20	Santa Clara	6.0	6	3-3	0	7	--
Totals as a Starter:	3-1, 3.92 ERA	41.1	32	20-18	19	46	

*on a pitch count

#5 C.J. SMITH

6-1, 191, LHP, Jr., Royston, Ga. (Home School)

Major: Management Info. Systems

Career Highs As A Starter

IP: 7.0 (Apr. 6, '19 vs. #5 VU) K: 7 (2x, March 23, '19 vs. #10 LSU)
H: 8 (Apr. 26, '19 vs. #9 MSU) R: 8 (Apr. 26, '19 vs. #9 MSU)
ER: 8 (Apr. 26, '19 vs. #9 MSU) BB: 8 (Apr. 26, '19 vs. #9 MSU)

Career Highs As A Reliever

IP: 3.2 (May 18, '18 vs. #6 Ark.) K: 2 (5x, last Feb. 24, '19 vs. UML)
H: 1 (6x, last May 18, '18 vs. #6 Ark.) R: 1 (May 18, '18 vs. #6 Ark.)
ER: 1 (May 18, '18 vs. #6 Ark.) BB: 2 (May 18, '18 vs. #6 Ark.)

Year	G/GS	W	L	S	CG	ERA	IP	H	R	ER	BB	SO
2018	14/5	1	2	0	0	2.48	36.1	27	10	10	13	27
2019	11/9	3	3	0	0	4.30	46.0	38	23	22	20	38
2020	2/2	0	0	0	0	3.12	8.2	6	5	3	7	11
Total	27/16	4	5	0	0	3.46	91.0	71	38	35	40	76

SEC Career

Year	G/GS	W	L	S	CG	ERA	IP	H	R	ER	BB	SO
2018	3/1	0	1	0	0	0.84	10.2	5	1	1	5	7
2019	7/7	1	3	0	0	6.00	33.0	33	23	22	16	24
2020												
Total	10/8	1	4	0	0	4.75	43.2	38	24	23	21	31

2020 (Junior): Will focus only on pitching this season after a couple of seasons of pitching and playing the outfield (A career .252-2-12 hitter in 43 games, 107 AB)

*One of three baseball representatives on the UGA Student-Athlete Advisory Committee (S.A.A.C.)

*No decision in first two starts of year against Richmond and Santa Clara

BULLDOG CAREER NOTES

*2019 Opening Day centerfielder and spent time in SEC rotation, going 3-3, 4.30 ERA in 11 app. & 9 starts and batted .111-1-3 in 8 starts (5-CF, 3-LF)

*Missed the final 20 games of the 2019 season due to a sore back

*1st hit of 2019 season was a home run in bottom of 6th versus UMass Lowell on Feb. 24 and then pitched the 7th inning with 2Ks as Bulldogs won 13-5

*Tied career high with 6 shutout innings and 7 Ks in no decision as part of combined five-hit of shutout vs. #10 LSU that Bulldogs eventually won 2-0 in 2019

*Career-high 7 IP in beating #5 Vanderbilt 8-3 to even 2019 series

*Named 2nd Team Freshman All-American in 2018 as a utility player by NCBWA, appearing in 27 games with 19 starts as a position player (17-CF, 1-RF, 1-DH) and hit .300-1-9 plus made 14 app. on the mound with 5 starts, going 1-2, 2.48 ERA

*Made first career start as a pitcher on April 14, 2018 versus #11 Kentucky, was second game of a doubleheader and found out 30 minutes prior, then tossed 6 shutout innings and got a no decision as Georgia fell 1-0

*1st career win in 2018 came in front 17,74 at SunTrust Park, beat Ga. Tech 3-1

*First career home run was a 3-run shot vs. Toledo on March 10, 2018

Career Starts For Smith

Date	Opp.	IP	H	R-ER	BB	SO	Dec.
4/14/18	#11 Kentucky	6.0	4	0-0	3	4	--
4/25/18	@ Ga. Tech	4.1	5	1-1	2	2	--
5/8/18	vs. Ga. Tech (SunTrust)	5.0	2	1-1	0	2	W
5/23/18	vs. Texas A&M (SEC Tourn.)	4.0	6	2-2	0	6	L
6/2/18	#15 Duke	2.1	4	5-5	2	2	L
2/27/19	Kennesaw State	5.0	3	0-0	3	4	W
3/6/19	Jacksonville State	6.0	2	0-0	1	7	W
3/16/19	@ #22 South Carolina	3.0	5	5-5	0	3	--
3/23/19	#10 LSU	6.0	4	0-0	1	7	--
3/29/19	@ Kentucky	3.1	3	3-2	2	3	L
4/6/19	#5 Vanderbilt	7.0	3	2-2	2	3	W
4/12/19	@ Tennessee	5.0	4	3-3	1	3	L
4/19/19	#21 Missouri	4.0	6	2-2	2	2	--
4/26/19	@ #9 Miss. State	4.2	8	8-8	8	3	L
2/16/20	Richmond	4.0	3	3-3	3	4	--
2/23/20	Santa Clara	4.2	3	2-0	4	7	--
Totals as a Starter:	4-5, 4.17 ERA	73.1	65	37-34	34	62	

Spring Baseball Classic Results

Benefits Children's Healthcare of Atlanta

Georgia leads 11-6 Overall; 2-1 in SunTrust; 9-5 at Turner Field

Year	Result	Att.
2003	Georgia beat #10 Ga. Tech 10-3	8,900
2004	#15 Ga. Tech beat #12 Georgia 12-5	28,836
2005	Georgia beat #6 Ga. Tech 11-8	14,398
2006	#16 Georgia beat #15 Ga. Tech 5-4 (11)	19,119
2007	Georgia beat #24 Ga. Tech 10-7	21,620
2008	#7 Georgia beat #25 Ga. Tech 3-2	22,599
2009	#15 Georgia beat #7 Ga. Tech 7-5	24,665
2010	#8 Ga. Tech beat Georgia 6-4	16,194
2011	Georgia beat #9 Ga. Tech 6-4	18,156
2012	Ga. Tech beat Georgia 4-3	19,669
2013	Georgia beat #20 Ga. Tech 17-0	18,240
2014	Ga. Tech beat Georgia 2-0	21,310
2015	Georgia beat Ga. Tech 6-0	18,792
2016	Ga. Tech beat Georgia 6-3 (10)	19,286
2017	Georgia beat Ga. Tech 8-7	23,737
2018	#15 Georgia beat Ga. Tech 3-1	17,741
2019	#11 Ga. Tech beat #4 Georgia 8-6	18,861

2020 @ Coolray Field:

#34 GARRETT BROWN

6-7, 209, RHP, RFr.

Major: Sport Management; Manchester, Ga. (Manchester HS)

Career Highs As A Starter

IP: 5.0 (Feb. 25, '20 vs. KSU) K: 8 (Feb. 25, '20 vs. KSU)
 H: 3 (2x, last Feb. 25 vs. KSU) R: 2 (Feb. 19, '20 @ KSU)
 ER: 2 (Feb. 19, '20 @ KSU) BB: 2 (Feb. 25, '20 vs. KSU)

Career Highs As A Reliever

IP: n/a K: n/a
 H: n/a R: n/a
 ER: n/a BB: n/a

Year	G/GS	W	L	S	CG	ERA	IP	H	R	ER	BB	SO
2020	2/2	1	0	0	0	3.00	9.0	6	3	3	3	10
Total	2/2	1	0	0	0	3.00	9.0	6	3	3	3	10

SEC Career												
Year	G/GS	W	L	S	CG	ERA	IP	H	R	ER	BB	SO
2020												
Total												

2020 (RS-Freshman): Made a pair of midweek starts

*Made debut in starting role at Kennesaw State and got a no decision (4IP, 2R, 2K)

*Notched first career win against KSU (5IP, 3H, 1R, 2BB, career-high 8 Ks)

BULLDOG CAREER NOTES

*Redshirted in 2019, team went 46-17 and reached the NCAA Athens Regional Final

Career Starts For Brown

Date	Opp.	IP	H	R-ER	BB	SO	Dec.
2/19/20	@ Kennesaw St.	4.0	3	2-2	1	2	--
2/25/20	Kennesaw State	5.0	3	1-1	2	8	W
Totals as a Starter: 1-0, 3.00 ERA		9.0	6	3-3	3	10	

DID YOU KNOW?

◆ Freshman **Jonathan Cannon** (2-0, 0.00 ERA) picked up his first two collegiate wins last week in a pair of relief appearances. His first win came at Kennesaw State on Feb. 19 with three scoreless innings and three strikeouts in relief of **Garrett Brown**. Then in this past Saturday's 12-inning affair against Santa Clara, he pitched one scoreless inning with two strikeouts for a win.

Cannon is tied for the SEC lead in appearances (4) and has allowed no runs and just one hit in 6.2 innings this year. Opponent are batting just .053 against him.

DID YOU KNOW?

◆ Georgia's 2020 starting lineup often features six position players who have been redshirted due to an injury (I), transfer (T) or depth (D). These Bulldogs are: outfielder **Ben Anderson** (T), outfielder **Tucker Bradley** (I), outfielder/infielder **Riley King** (D), catcher **Mason Meadows** (D), first baseman **Patrick Sullivan** (I) and outfielder **Connor Tate** (I).

◆ The Bulldogs already have two Walk-Offs this year. The first came on Opening Day versus Richmond (**Cole Tate** single) and the second in extra innings versus Santa Clara (**Tucker Bradley** home run in the 12th) in the first game of a doubleheader.

◆ Since the fall, Georgia teamed up with Vs. Cancer in a fundraising campaign to support child life programs at Children's Healthcare of Atlanta and for Pediatric Brain Cancer research. Their "Star" Nicholas Chaclan and his family were recognized before the Santa Clara doubleheader on Feb. 22, and the Bulldogs presented a \$10,000 check to the Vs. Cancer organization. Also, the team wore gold shoelaces in their cleats/shoes as it's the signature color for childhood cancer to bring awareness to the disease.

Best Combined SEC Record The Past Two Years

T1. GEORGIA (39-21); Vanderbilt (39-21)

3. Arkansas (38-22)

4. Miss. State (35-25)

5. Ole Miss (34-26)

Best SEC Finish The Past Two Years

1. Arkansas (T1st in West; T1st in West)

2. Miss. State (T1st in West; T3rd in West)

3. GEORGIA (2nd in East; 2nd in East)

4. Vanderbilt (1st in East/Overall; 4th in East)

T5. Florida (5th in East; 1st in East/Overall); Ole Miss (5th in West; T1st in West)

◆ In the 2020 SEC Coaches poll, Georgia is picked to finish third in the East behind Vanderbilt and Florida.

◆ **Emerson Hancock** (RHP), a consensus preseason All-America pick, along with **Riley King** (2B) were 2020 SEC Coaches Preseason All-SEC selections. **Cole Wilcox** (RHP) was a *Baseball America* Preseason All-America Third Team pick too. Hancock and Wilcox are among the players on the watch list for USA Baseball's Golden Spikes Award.

◆ **Ryan Webb** (LHP) is on the preseason watch list for the NCBWA Stopper of the Year which goes to the nation's top relief pitcher. Former Bulldog Josh Fields won the award in 2008. Webb (1-0, 1.00 ERA) has a team-high 18 strikeouts and only one walk in nine innings pitched this year.

◆ Georgia could have two first round draft picks in the same year for the first time since 1987! Pitchers **Emerson Hancock** and **Cole Wilcox** are projected by multiple outlets to be selected in the first round of the 2020 MLB Draft. In 1987, pitchers Derek Lilliquist (6th overall, Atlanta) and Cris Carpenter (14th overall, St. Louis) went in the first round. Georgia has had 10 first-rounders in school history with outfielder Jeff Pyburn (5th overall, San Diego) the highest ever pick.

◆ For the first time in school history, Georgia sold out its season tickets.

2020 BULLDOGS IN MLB/CAMP

Bulldog (Years at UGA), Pos.	2020 Team	Role
Kyle Farmer (2011-13), C/INF	Cincinnati Reds	Catcher/INF
Jared Walsh (2012-15), 1B/LHP	L.A. Angels	1B/LHP
Alex Wood (2010-12), LHP	L.A. Dodgers	Starter

MLB SPRING TRAINING CAMP -- NRI (Non-Roster Invites)

Godron Beckham (2006-08), SS	San Diego Padres	Infielder
Justin Grimm (2008-10), RHP	Milwaukee Brewers	Reliever
Heath Holder (2012-14, '16), RHP	Colorado Rockies	Reliever
Kevin Smith (2016-18), LHP	N.Y. Mets	Starter
Stephen Wrenn (2014-16), OF	Houston Astros	OF

HITTERS: CAREER HIGHS/HOME RUN TRACKER

Georgia Hitters

#44 BEN ANDERSON

H: 4 (3x, last Apr. 14, '18 vs. Wofford)
3 (Feb. 15, '20 vs. Richmond)

RBI: 5 (March 15, '18 vs. Harvard)
3 (Feb. 22, '20 vs. Santa Clara)

Hitting Streak: 8 ('18); Current: 3

Italics = @Furman

#24 GARRETT BLAYLOCK

H: 3 (Feb. 19, '20 @ KSU)

RBI: 3 (Feb. 19, '20 @ KSU)

Hitting Streak: 2 (2x, '18, '20); Current: 1

Italics = @Vanderbilt

#28 TUCKER BRADLEY

H: 4 (Apr. 25, '17 @ Ga. Tech)

RBI: 4 (June 2, '18 vs. Campbell)

Hitting Streak: 14 ('18); Current: 1

#1 BUDDY FLOYD

H: 2 (Feb. 21, '20 vs. Santa Clara)

RBI: 1 (Feb. 21, '20 vs. Santa Clara)

Hitting Streak: 2 ('20); Current: 0

#4 RANDON JERNIGAN

H: 4 (March 5, '19 vs. Ala. St.)

RBI: 1 (12x, last May 31, '19 vs. MU)

Hitting Streak: 4 ('19); Current: 0

#31 RILEY KING

H: 3 (4x, last Apr. 16, '19 vs. #24 CU)

RBI: 5 (March 8, '19 vs. PC)

Hitting Streak: 6 ('19); Current: 2

#2 SHANE MARSHALL

H: 3 (May 11, '19 @ AU)

RBI: 2 (3x, last May 11, '19 @ AU)

Hitting Streak: 4 ('19); Current: 1

#30 MASON MEADOWS

H: 3 (April 6, '18 @ #15 Vandy)

RBI: 5 (March 6, '18 @ The Citadel)

Hitting Streak: 9 ('18); Current: 0

#20 CHANEY ROGERS

H: 2 (11x, last Feb. 22, '20 vs. Santa Clara)

RBI: 2 (3x, last May 11, '19 @ AU)

Hitting Streak: 5 ('19 & '20); Current: 0

#7 CAM SHEPHERD

H: 4 (4x, last Feb. 16, '18 vs. Ga. Southern)

RBI: 6 (March 7, '17 vs. Xavier)

Hitting Streak: 11 ('17); Current: 2

#5 C.J. SMITH

H: 4 (March 10, '18 vs. Toledo)

RBI: 3 (March 10, '18 vs. Toledo)

Hitting Streak: 6 ('18); Current: 0

#14 PATRICK SULLIVAN

H: 3 (2x, last May 10, '19 @ AU)

RBI: 3 (2x, last Feb. 16, '19 vs. Dayton)

Hitting Streak: 5 ('19 & '20); Current: 0

#15 COLE TATE

H: 4 (Feb. 14, '20 vs. Richmond)

RBI: 3 (Feb. 14, '20 vs. Richmond)

Hitting Streak: 2 ('19 & '20); Current: 2

#23 CONNOR TATE

H: 2 (2x, last May 10, '19 @ AU)

RBI: 4 (2x, last May 10, '19 @ AU)

Hitting Streak: 5 ('19); Current: 0

2020 Home Runs

UGA 13: 7 Solo, 5-2R, 1-3R, 0-Grand Slam = 20 Runs

*Georgia hit a school record eight grand slams in 2019.

Opp. 6: 3 Solo, 2-2R, 1-3R, 0-Grand Slam = 10 Runs

Bulldogs Career HR (Last One)

21...Shepherd (Feb. 25 '20 vs. KSU, 2R & 3R)

8.....King (May 16, '19 vs. UA, 2R)

6.....Meadows (May 25, '19 vs. #22 Ole Mis, 2R)

7.....Bradley (Feb. 25, '20 vs. KSU, Solo)

4.....Blaylock (Feb. 22, '20 @ Santa Clara, Solo)

3.....Sullivan (May 18, '19 vs. UA, Solo)

3.....Tate, Connor (June 2, '19 vs. FAU, 3R)

3.....Proctor (March 19, '17 @ #6 LSU, 2R)

2.....Smith (Feb. 24, '19 vs. UMass Lowell, Solo)

1.....Fowler (Feb. 25, '20 vs. KSU, Solo)

1.....Tate, Cole (Feb. 14, '20 vs. Richmond, Solo)

1.....Jernigan (May 10, '19 @ AU, Solo)

1.....Rogers (April 13, '19 @ UT, Solo)

1.....Marshall (March 5, '19 vs. Ala. St., Solo)

1.....Moody (March 13, '16 vs. Lipscomb, Solo)

Career Grand Slams

2: King (Presbyterian '19; #5 VU '19)

1: Tate, Connor (@ UK '19)

1: Bradley (Campbell '18)

1: Meadows (@Citadel '18)

1: Shepherd (KSU '18)

2020 Bulldog Home Run Tracker

#	Dawg ('20 Total)	Type	Situation	Inn.; Game	Result
1	Cole Tate (1)	S	Up 1-0	B2; G1 vs. Richmond	W, 7-6
2	Garrett Blaylock (1)	S	Trailing 6-5	B9; G1 vs. Richmond	W, 7-6
3	Tucker Bradley (1)	2R	Up 1-0	B1; G2 vs. Richmond	W, 9-3
4	Garrett Blaylock (2)	S	Up 4-0	T5; G4 @ KSU	W, 10-3
5	Cam Shepherd (1)	2R	Up 5-2	T8; G4 @ KSU	W, 10-3
6	Garrett Blaylock (3)	2R	Up 8-2	T8; G4 @ KSU	W, 10-3
7	Tucker Bradley (2)	2R	Up 1-0	B6; G5 vs. Santa Clara	W, 9-0
8	Tucker Bradley (3)	\$\$S	Tied 4-4	B12; G6 vs. Santa Clara	W, 5-4 (12)
9	Garrett Blaylock (4)	S	Tied 1-1	B6; G7 vs. Santa Clara	W, 6-1
10	Cam Shepherd (2)	2R	0-0	B1; G9 vs. KSU	W, 15-1
11	Tucker Bradley (4)	S	Up 2-0	B1-BitB; G9 vs. KSU	W, 15-1
12	Cam Shepherd (3)	3R	Up 9-0	B3; G9 vs. KSU	W, 15-1
13	Kaden Fowler (1)	S	Up 12-0	B6; G9 vs. KSU	W, 15-1

(*\$Walk-Off; B2B=Back-to-Back*)

CAREER MULTIPLE HIT GAMES

Player	2	3	4	5+	Total
Shepherd	39	11	4	0	54
Bradley	32	9	2	0	43
King	20	4	0	0	24
Anderson (@FU)	12	7	3	0	22
Anderson (UGA)	2	1	0	0	3
Sullivan	14	3	0	0	17
Meadows	12	1	0	0	13
Rogers	11	0	0	0	11
Jernigan	5	0	1	0	6
Proctor	4	2	0	0	6
Smith	3	1	1	0	5
Marshall	2	2	0	0	4
Moody	1	0	1	0	2
Tate, Connor	2	0	0	0	2
Blaylock	1	1	0	0	2
Tate, Cole	0	0	1	0	1
Floyd	1	0	0	0	1

CAREER MULTIPLE RBI GAMES

Player	2	3	4	5+	Total
Shepherd	14	9	1	3	27
Bradley	9	5	1	0	15
King	6	4	1	1	12
Sullivan	8	2	0	0	10
Anderson (@FU)	3	5	1	1	10
Anderson (UGA)	1	1	0	0	2
Meadows	6	1	0	1	8
Tate, Connor	2	1	2	0	5
Marshall	4	0	0	0	4
Rogers	3	0	0	0	3
Smith	2	1	0	0	3
Proctor	2	1	0	0	3
Tate, Cole	1	1	0	0	2
Moody	1	0	1	0	2
Blaylock (UGA)	1	1	0	0	2
Blaylock (@VU)	1	0	0	0	1
Fowler	1	0	0	0	1

BULLPEN CAREER HIGHS

Georgia Bullpen

(SOME STARTERS HAVE MADE RELIEF APP.)

#28 TUCKER BRADLEY, LHP/OF

IP: 2.2 (March 14, '17 vs. Mercer)
H: 1 (6x, last March 25, '17 vs. #16 AU)
R: 2 (March 25, '17 vs. #16 AU)
ER: 1 (3x, last March 25, '17 vs. #16 AU)
BB: 3 (March 14, '17 vs. Mercer)
K: 3 (March 14, '17 vs. Mercer)

*No pitching App. in 2018-19

#12 JONATHAN CANNON, RHP

IP: 3 (Feb. 19, '20 @ KSU)
H: 1 (Feb. 23, '20 vs. Santa Clara)
R: -
ER: -
BB: 1 (Feb. 15, '20 vs. Richmond)
K: 3 (Feb. 19, '20 @ KSU)

#16 WILL CHILDERS, RHP

IP: 2.2 (Feb. 16, '20 vs. Richmond)
H: 1 (Feb. 16, '20 vs. Richmond)
R: 0 (Feb. 16, '20 vs. Richmond)
ER: 0 (Feb. 16, '20 vs. Richmond)
BB: 2 (Feb. 16, '20 vs. Richmond)
K: 3 (Feb. 16, '20 vs. Richmond)

#33 JUSTIN GLOVER, LHP (ASA RELIEVER)

IP: 3.2 (Feb. 22, '20 vs. Santa Clara)
H: 4 (March 10, '18 vs. Toledo)
R: 4 (Apr. 27, '19 @ #9 MSU)
ER: 4 (Apr. 27, '19 @ #9 MSU)
BB: 3 (May 8, '19 @ JSU)
K: 5 (May 8, '19 @ JSU)

#19 JACK GOWEN, RHP

IP: 2 (June 1, '19 vs. FSU)
H: 3 (March 26, '19 @ GT)
R: 3 (2x, last March 26, '19 @ GT)
ER: 3 (2x, last March 26, '19 @ GT)
BB: 2 (4x, last Feb. 23, '20 vs. Santa Clara)
K: 3 (2x, last May 8, '19 @ JSU)

#21 LOGAN MOODY, RHP (ASA RELIEVER)

IP: 4.0 (Apr. 16, '19 vs. #24 CU)
H: 2 (March 26, '19 @ GT)
R: 4 (March 26, '19 @ GT)
ER: 3 (May 31, '19 vs. MU)
BB: 3 (May 31, '19 vs. MU)
K: 8 (Apr. 16, '19 vs. #24 CU)

#39 DARRYN PASQUA, RHP (ASA RELIEVER)

IP: 5.0 (Apr. 16, '19 vs. #24 CU)
H: 3 (3x, last Feb. 16, '19 vs. Richmond)
R: 1 (2x, last Apr. 3, '19 @ KSU)
ER: 1 (2x, Apr. 3, '19 @ KSU)
BB: 2 (Apr. 16, '19 vs. #24 CU)
K: 7 (Apr. 16, '19 vs. #24 CU)

#32 MICHAEL POLK, RHP

IP: 1 (2x, last Feb. 22, '20 vs. Santa Clara)
H: -
R: -
ER: -
BB: 2 (Feb. 25, '20 vs. Kennesaw St.)
K: 1 (3x, Feb. 25, '20 vs. Kennesaw St.)

#11 WILL PROCTOR, RHP (ASA RELIEVER)

IP: 3.0 (2x, last March 2, '18 @ Coll. Charleston)
H: 3 (June 4, '18 vs. #18 Duke)
R: 4 (March 5, '18 @ Charleston So.)
ER: 3 (Feb. 17, '18 vs. Ga. Southern)
BB: 2 (2x, last March 2, '18 @ Coll. Charleston)
K: 4 (2x, last Apr. 6, '18 @ #15 Vandy)

#3 BRANDON SMITH, RHP

IP: 1 (Feb. 25, '20 vs. Kennesaw St.)
H: 2 (Feb. 23, '20 vs. Santa Clara)
R: 2 (Feb. 23, '20 vs. Santa Clara)
ER: 2 (Feb. 23, '20 vs. Santa Clara)
BB: 1 (Feb. 23, '20 vs. Santa Clara)
K: 1 (Feb. 25, '20 vs. Kennesaw St.)

#5 C.J. SMITH, LHP/OF (ASA RELIEVER)

IP: 3.2 (May 18, '18 vs. #6 Ark.)
H: 1 (6x, last (May 18, '18 vs. #6 Ark.)
R: 1 (May 18, '18 vs. #6 Ark.)
ER: 1 (May 18, '18 vs. #6 Ark.)
BB: 2 (May 18, '18 vs. #6 Ark.)
K: 2 (6x, last Feb. 24, '19 vs. UMass Lowell)

#35 CAIN TATUM, RHP

IP: 1 (Feb. 25, '20 vs. Kennesaw St.)
H: 2 (Feb. 25, '20 vs. Kennesaw St.)
R: -
ER: -
BB: -
K: 1 (Feb. 25, '20 vs. Kennesaw St.)

#55 RYAN WEBB, LHP (ASA RELIEVER)

IP: 5 (Feb. 14, '20 vs. Richmond)
H: 4 (2x, last June 1, '19 vs. FSU)
R: 5 (June 1, '19 vs. FSU)
ER: 5 (June 1, '19 vs. FSU)
BB: 3 (2x, last Apr. 23, '19 vs. #11 GT)
K: 11 (Feb. 14, '20 vs. Richmond)

13 COLE WILCOX, RHP (ASA RELIEVER)

IP: 4 (April 19, '19 vs. #21 Mizz.)
H: 4 (2x, last May 11, '19 @ AU)
R: 3 (2x, last Feb. 24 '19 vs. UMass Lowell)
ER: 3 (2x, last Feb. 24 '19 vs. UMass Lowell)
BB: 4 (Feb. 24 '19 vs. UMass Lowell)
K: 5 (2x, last Apr. 19, '19 vs. #21 Mizz.)

GEORGIA'S SAVE SITUATIONS

Opp. (Date)	Pitcher (IP, R, K)	Final
RICH (Feb, 16)	Bradley (1.1, 0, 1)	5-4

The Bulldog Class For 2021

Dwight ALLEN	(OF, Milton, Ga., 6-1, 190, Milton HS)
Hank BEARDEN	(RHP, Rocky Face, Ga., 6-0, 175, Northwest Whitfield HS)
Collin CALDWELL	(LHP, Powder Springs, Ga., 5-11, 190, Harrison HS)
Corey COLLINS	(C, Suwanee, Ga., 6-3, 220, North Gwinnett HS)
Max DeJONG	(RHP, Powder Springs, Ga., 6-1, 200, Hillgrove HS)
Fernando GONZALEZ	(C, Marietta, Ga., 5-10, 180, North Cobb Christian School)
Parks HARBER	(3B, Atlanta, Ga., 6-3, 214, The Westminster School)
*Ben HARRIS	(OF/LHP, Alpharetta, Ga., 6-1, 188, Univ. of Virginia)
Patrick HOLLOMAN	(LHP, McDonough, Ga., 6-1, 195, Ola HS)
Caleb KETCHUP	(SS, Marietta, Ga., 5-10, 160, Holy Innocents Episcopal HS)
Trippe MOORE III	(OF, Forsyth, Ga., 6-0, 185, Mary Persons HS)
Will PEARSON	(RHP, Watkinsville, Ga., 6-2, 170, North Oconee HS)
Garrett SPIKES	(INF, Lawrenceville, Ga., 6-4, 195, Mountain View HS)
Liam SULLIVAN	(LHP, Sandy Springs, Ga., 6-6, 230, The Marist School)
Luke WAGNER	(LHP/OF, New Cumberland, Penn., 6-0, 175, Red Land HS)
Jaden WOODS	(LHP, Warner Robins, Ga., 6-2, 190, Houston County HS)

*Currently at UGA after spending freshman year playing at UVA in 2019

2020 GEORGIA STARTING LINEUPS BY BATTING ORDER

Opp.	1	2	3	4	5	6	7	8	9	SP	W/L
RICH	Anderson (cf)	Shepherd (ss)	Bradley (lf)	King (rf)	Blaylock (3b)	Tate, Con. (dh)	Sullivan (1b)	Meadows (c)	Tate, Cole (2b)	Hancock	W, 7-6
RICH	Anderson (cf)	Shepherd (ss)	Bradley (lf)	King (rf)	Blaylock (3b)	Rogers (dh)	Sullivan (1b)	Marshall (c)	Tate, Cole (2b)	Wilcox	W, 9-3
RICH	Anderson (cf)	Shepherd (ss)	Bradley (dh)	Blaylock (3b)	King (lf)	Sullivan (1b)	Rogers (rf)	Marshall (c)	Floyd (2b)	Smith	W, 5-4
@KSU	Anderson (cf)	Shepherd (ss)	Bradley (lf)	King (rf)	Blaylock (3b)	Tate, Con. (dh)	Sullivan (1b)	Meadows (c)	Tate, Cole (2b)	Brown	W, 10-3
SC	Anderson (cf)	Shepherd (ss)	Bradley (lf)	Blaylock (3b)	King (2b)	Sullivan (1b)	Tate, Con. (dh)	Meadows (c)	Rogers (rf)	Hancock	W, 9-0
SC	Jernigan (cf)	Shepherd (ss)	Bradley (lf)	King (rf)	Blaylock (3b)	Tate, Con. (dh)	Rogers (1b)	Marshall (c)	Tate, Cole (2b)	Wilcox	W, 5-4
SC	Anderson (cf)	Shepherd (ss)	Bradley (dh)	King (lf)	Blaylock (3b)	Rogers (rf)	Sullivan (1b)	Meadows (c)	Floyd (2b)	Childers	W, 6-1
SC	Anderson (cf)	Shepherd (ss)	Bradley (dh)	Blaylock (3b)	Tate, Con. (rf)	Rogers (lf)	Sullivan (1b)	Marshall (c)	Tate, Cole (2b)	Smith	L, 8-4
KSU	Anderson (cf)	Shepherd (ss)	Bradley (lf)	King (rf)	Blaylock (dh)	Tate, Cole (3b)	Rogers (1b)	Marshall (c)	Floyd (2b)	Brown	W, 15-1

DID YOU KNOW? *Chaney Rogers* has started at four different positions this year: 1B, LF, RF and DH; *Riley King* has started at three positions: 2B, LF and RF.

#10 SCOTT STRICKLIN

UGA'S IKE COUSINS HEAD BASEBALL COACH
7TH SEASON AT UGA; 16TH OVERALL

Entering his seventh year at the helm, Ike Cousins head baseball coach Scott Stricklin has returned the Bulldogs to one of the top programs in the country. Georgia is one of just two schools to have earned a top eight national seed for the NCAA Championships in each of the past two seasons. Georgia was a No. 8 seed in 2018 and a No. 4 seed in 2019, which marked the best in school history.

Since arriving at UGA, Stricklin, 48, has created an atmosphere of excitement around the program. He has engaged the fan base, and they have flocked to Foley Field. A total of more than 83,000 fans packed Foley Field during the 2019 campaign, the most since 2009 when a modern era record of more than 93,000 visited. Now in 2020, the Bulldogs have sold out of season tickets for the first time in school history. Georgia is a consensus top 10 team in the preseason rankings including as high as No. 4.

In 2019, Georgia posted one of its best regular seasons in school history, going 42-14 including a school record 21 SEC wins. Then, Georgia advanced to the semifinals of the SEC Tournament and for the first time in the history of the program, the Bulldogs served as an NCAA Regional host as a national seed in back-to-back seasons. The Bulldogs finished the 2019 campaign with a 46-17 record, and the win total was the fourth most in school history.

Stricklin, who led his alma mater Kent State to five NCAA Regionals and the 2012 College World Series (CWS), was named head baseball coach at the University of Georgia on June 3, 2013. During a nine-year stint with the Golden Flashes, he posted a 350-188 record, winning five Mid-American Conference regular season crowns and five MAC Tournament titles. Also, the Golden Flashes were honored in Omaha in 2012 for having the highest team Grade Point Average of all the eight participants at the CWS, owning a 3.09 GPA.

Stricklin, a two-time All-Mid-American Conference catcher, handled pitching staffs that were ranked No. 1 and No. 2 in the nation in earned run average during his final two playing seasons at KSU. A 23rd round draft pick of the Minnesota Twins in 1993, he played five seasons of professional baseball and reached the Triple-A level with the Twins.

Stricklin graduated magna cum laude with a bachelor's degree in marketing from Kent State in 1995. He and his wife Cheri have three children: daughters Sydney (17) and Keaton (12), and a son, Cale (15).



The 16 Walk-Offs In The Stricklin Era

2020 (2)

Tucker Bradley: Home Run for 5-4 win in 12 inn. vs. Santa Clara on Feb. 22 Gm1.
Cole Tate: RBI-single for 7-6 Opening Day win versus Richmond on Feb. 14.

2019 (2)

Cam Shepherd: 2-run Home Run for a 2-0 win over #13 Texas A&M at the SEC Tournament in Hoover, Ala.
Connor Tate: RBI-single for 3-2 win in the 20th inning (school record) over #24 Clemson on Apr. 16/17 as the game lasted a school record 6 hours and 33 minutes.

2018 (3)

LJ Talley: RBI-single for 8-7 win in 10 inn. over #6 Arkansas on May 18.
LJ Talley: Sacrifice fly for 7-6 win in 10 inn. over Toledo on March 10 (Gm1).
Cam Shepherd: Sacrifice fly for 4-3 win over Ga. Southern on Feb. 18.

2016 (4)

Michael Curry: Pinch-hit RBI-single for 1-0 win over Lipscomb on March 12.
Mitchell Webb: Bases-loaded BB for a 9-8 win in 11 inn. over Lipscomb on March 11 ends a contest that spanned 4:29.
Nick King: RBI-single for 4-3 win over Wright State on March 4.
Daniel Nichols: RBI-single for 7-6 win in 10 inn. over Cincinnati on Feb. 27.

2015 (1)

Mike Bell: RBI-single for 8-7 win over Longwood on March 7 ends 3:58 marathon. Georgia had 20 LOB and made four errors including two by Bell.

2014 (4)

Jared Walsh: RBI-fielder's choice for a 3-2 win over #22 Texas A&M on March 28.
Nelson Ward: RBI-single for 4-3 win over North Florida on March 8.
Brandon Stephens: RBI-single for 1-0 win over Ga. Tech on March 4.
Nelson Ward: RBI-double for 4-3 win over Binghamton in 11 inn. on Feb. 28.

The Scott Stricklin File

Born: Feb. 17, 1972 in Athens, Ohio

High School: Athens, Athens, Ohio, 1990

College: Kent State, B.A. in Marketing, 1995

Family: Wife: Cheri; Children: Sydney (17), Cale (15), Keaton (12)

Playing Career

Kent State: 1991-93, Two-time All-Conference catcher,

23rd Round Draft Pick of Minnesota Twins in 1993

Minor Leagues: Minnesota Twins (1993-95), Atlanta Braves (1996), Tampa Bay (1997, Major League Spring Training in 1998)

Coaching Career

Volunteer Coach, Georgia Tech, 1998-99

Asst. Coach/Pitching, Vanderbilt, 2000-01

Asst. Coach/Hitters/Recruiting Coord., Georgia Tech, 2002-04

Head Coach, Kent State, 2005-13 (Record: 350-188; 161-64 MAC)

Head Coach, Georgia, June 2013-present (UGA Rec. 197-158-1; SEC: 82-95-1)

Stricklin's Coaching Record

Year	School	Record	Conference	NCAA
2005	Kent State	33-20	9-10	--
2006	Kent State	38-19	17-5	--
2007	Kent State	33-26	19-8	0-2
		<i>NCAA Columbia (Mo.) Regional</i>		
2008	Kent State	36-21	16-8	--
2009	Kent State	43-17	17-9	1-2
		<i>NCAA Tempe (Ariz.) Regional</i>		
2010	Kent State	39-25	18-9	0-2
		<i>NCAA Los Angeles (Calif.) Regional</i>		
2011	Kent State	45-17	21-5	2-2
		<i>NCAA Austin (Texas) Regional Finalist</i>		
2012	Kent State	47-20	24-3	6-3
		<i>NCAA Gary (Ind.) Regional Champions</i>		
		<i>NCAA Eugene (Ore.) Super Reg. Champions</i>		
		<i>College World Series (T5th)</i>		
2013	Kent State	36-23	20-7	--
2014	Georgia	26-29-1	11-18-1	--
2015	Georgia	26-28	10-18	--
2016	Georgia	27-30	11-19	--
2017	Georgia	25-32	11-19	--
2018	Georgia	39-21	18-12	2-2
		<i>NCAA Athens Regional Finalist</i>		
2019	Georgia	46-17	21-9	2-2
		<i>NCAA Athens Regional Finalist</i>		
2020	Georgia	8-1	--	--
Total (15th season)		547-346-1 (.611)	243-159-1 (.604)	13-15 (.464)

2019 Bulldog Highlights: Where It Ranked

MOST WINS IN A SEASON

52.....1990 (National Champions)
47.....2006, 2001 (CWS Teams)
46.....2019 (NCAA Regional Finalist)

MOST WINS IN THE REGULAR SEASON

44.....1990
42.....2019

MOST SEC WINS IN THE REGULAR SEASON

21.....2019
20.....2008, 2001

BEST FIELDING % IN A SEASON

.980.....2019
.979.....2018

LOWEST OPP. BATTING AVG. IN A SEASON

.200.....2019
.236.....2018

MOST STRIKEOUTS IN A SEASON

601.....2019
532.....2018

BEST ERA IN A SEASON

2.97.....1958
3.24.....2019

MOST SAVES IN A SEASON

21.....2011 (65 games)
19.....2019, 2018

THE LAST TIME IT HAPPENED

PITCHING

UGA Pitcher Threw a Perfect Game

Don Woeltjen @ Ga. Tech, 5/3/63 (UGA 5-0)

UGA Threw a Combined No-Hitter

Kyle Goodson, Shaun Helmey (5), Phillip Sledge (6), Tim Fries (8) and Barry Fowler (9) vs. Furman, 3/17/99 (UGA 14-1)

UGA Pitcher Threw a No-Hitter

Brian Powell vs. E. Kentucky, 3/19/94 (UGA 9-0)

UGA Was No-Hit

*Rick Honeycutt of Tennessee, 3/19/76 (UT 1-0)

**Note: Honeycutt walked and scored the lone run in his first plate appearance and finished 2-for-2 to go with his no-hitter.*

UGA Pitcher Threw a One-Hitter

Robert Tyler vs. #21 Alabama, 4/1/16 (UGA 7-1, no-hitter thru 8.2 IP)

UGA Pitchers Combined On a One-Hitter

Logan Moody (1-5), Justin Glover (6-7) Ryan Webb (8) & Zac Kristofak (9) vs. The Citadel at SRP Park, 4/30/19 (#9 UGA 9-0)

UGA Was One-Hit (Solo/Combined)

Brett Eibner of #5 Arkansas, 4/19/09 (UA 2-0)

T.J. Pecoraro, Kevin Ziomek, #3 VU, 5/25/11 (VU 10-0 in 7 inn.)

UGA Pitchers Combined on a 2-Hitter

Emerson Hancock (7) & Logan Moody (8-9) vs. Santa Clara, 2/21/20 (#4UGA 9-0)

UGA Was Two-Hit (Solo; Combined)

Garrett Stallings, 4/12/19 (UT 3-0); Garrett Crochett (1-5), Andrew Schultz (6-7), Redmond Walsh (8-0), 4/11/19 (UT 2-0)

UGA Pitcher Tossed a Shutout

Chase Adkins vs. UAB, 3/5/17 (UGA 1-0)

UGA Pitcher Tossed an SEC Shutout

Robert Tyler @ #11 Ole Miss, 5/10/14 (UGA 2-0)

UGA Pitchers Combined For an SEC Shutout

C.J. Smith (1-6), Cole Wilcox (1.1), Justin Glover (0.2) & Aaron Schunk (1) vs. #10 LSU, 3/23/19 (UGA 2-0)

UGA Pitchers Combined for a Shutout

Emerson Hancock (1-7) & Logan Moody (8-9) vs. Santa Clara, 2/21/20 (#4UGA 9-0)

UGA Was Shutout (One pitcher/Combined)

Zack Thompson of Kentucky, 3/29/19 (UK 5-0); Zack Hess & Devin Fontenot of LSU, 3/22/19 (#10 LSU 1-0)

UGA Pitcher Had a 9-Inning CG Win @ Home

Chase Adkins vs. UAB, 3/5/17 (UGA 1-0)

UGA Pitcher Had a 9-Inning CG @ Home And Lost

Sean McLaughlin vs. #14 Arkansas, 4/27/13 (UGA 2-1)

UGA Pitcher Had CG on Road (8 IP/Loss)

Emerson Hancock @ Tennessee, 4/11/19 (UT 2-0)

UGA Pitcher Had a 9-Inning CG on Road

Robert Tyler @ #11 Ole Miss, 5/10/14 (UGA 2-0)

UGA Pitcher Had a 7-Inning Complete Game

Cole Wilcox vs. Florida, 5/5/19 (#9 UGA 4-1)

UGA Got Back-to-Back Complete Game Wins

Jeremy Brown and Scott Murphy vs. Florida, 4/13-14/01 (UGA 9-4 and 9-3)

UGA Pitcher Recorded 8 Consecutive Ks

Joshua Fields @ Winthrop, 5/18/05 (UGA 10-6 in 11); In relief, first eight hitters he faced

UGA Pitcher Recorded 15(+) Strikeouts

Cliff Brand(15) @ Ole Miss, 4/18/99 (OM 11-7 in 11)

UGA Pitcher Recorded 14 Strikeouts

Alex Wood vs. Western Illinois, 3/2/12 (UGA 4-1)

UGA Pitcher Recorded 12 Strikeouts

Emerson Hancock at #22 South Carolina, 3/15/19 (UGA 6-1)

Pitcher Recorded 15(+) Strikeouts vs. UGA

R.A. Dickey (16) of Tennessee, 4/21/96 (UT 8-0)

HITTING

UGA Player Went 5-for-5 in a Game

John Cable vs. UA, 5/17/19 (4-1B, 1-2B, HR) (#7UGA 12-2)

UGA Player Had 5 Hits in a Game

John Cable vs. UA, 5/17/19 (4-1B, 1-2B, HR) (#7UGA 12-2)

UGA Player Went 6-for-6 in a Game

(School Rec./Ties SEC Rec.): David Coffey vs. Gardner-Webb, 2/15/03 (UGA 18-7)

UGA Player Hit for the Cycle

Zach Cone vs. Duke (in Waco, Texas), 2/20/10 (Duke 9-5)

UGA Player Had 7 RBI In An Inning

Bobby Felmy vs. Liberty, 3/5/04 (UGA 24-6)

UGA Player Had 8 RBI In An Inning

(School/SEC Rec.): Jeff Pyburn vs. Westminster, 4/4/80 (UGA 19-9)

UGA Player Had 7 RBI In A Game

Zack Bowers vs. Western Kentucky, 3/11/14 (UGA 26-7)

UGA Player Had 10 RBI In A Game

(School Rec.) Roger Miller vs. Ga. College, 4/15/87 (UGA 21-9)

UGA Player Spoiled a Perfect Game in the 9th with a 2-out Pinch Hit

Doc Harper vs. Auburn (George Johnson) in 1921 (AU 4-0)

UGA Executed Successful Suicide Squeeze

Cole Tate vs. Florida, 5/5/19 (#9 UGA 4-1)

Every UGA starter Had A Hit and Scored a Run

vs. Stetson, 2/26/10 (UGA 12-2)

HOME RUNS

UGA Led off Game with a HR

Tucker Maxwell vs. Florida State, 6/1/19 (FSU 12-3)

UGA Led off Game with Back-to-Back HRs

Donn Perno and Scott Bohike vs. UNC-Wilm., 3/1/87 (UGA 18-4)

UGA Hit Back-to-Back HRs

Cam Shepherd (2R) & Tucker Bradley (S) vs. KSU., 2/25/20 (#4 UGA 15-1)

UGA Hit Back-to-Back-to-Back HRs

Steve Carter, Derek Lilliquist and Rich Bielski in 1st inning off Sam Drake of Ga. Tech, 4/29/87 (UGA 9-4)

UGA Player Had a Pinch-Hit HR

Mitchell Webb (Solo) @ #4 Clemson, 4/19/17 (CU 9-7)

UGA Player Hit 2 HRs in a Game

Cam Shepherd vs. Kennesaw St., 2/25/20 (#4 UGA 15-1)

UGA Player Hit 3 HRs in a Game (Ties School Record) H/A:

Keegan McGovern (3 straight AB) vs. Charlotte, 2/24/18 (UGA 10-7)

Adam Sasser @ Missouri, 5/3/18 (UGA 10-6)

UGA Player Had An Inside-the-Park HR (Home/Away)

Tucker Maxwell vs. UMass Lowell, 2/24/19 (UGA 12-5)

Bobby Felmy @ #11 Arkansas, 3/24/06 (UGA 2-0)

UGA Player Had Inside-the-Park Grand Slam

David Coffey vs. Tenn. Tech, 4/30/03 (UGA 9-7)

UGA Player Hit a HR in his 1st Plate Appearance

Justin McClain (3R) vs. UNC, 2/22/02 (UGA 10-8 in Savannah)

UGA Freshman Hit a HR in his 1st AB of Season Opener

Doc Brooks vs. UNC-Asheville, 2/12/99 (UGA 10-0)

UGA Player Hit a HR in 5 Straight Games

Doc Brooks in 1999 (vs. Florida-2G, Clemson-1G, UK-2G including eventual game-winner in 9-8 in an 11-inning road win over UK

UGA Player Hit a Grand Slam (Home, Away)

Aaron Schunk vs. FAU, 6/2/19 (#4 UGA 13-0)

Connor Tate @ Kentucky, 3/30/19 (#4 UGA 10-8 in 10 inn.)

UGA Player Hit a Grand Slam That Won a Fan \$5,000

Riley King vs. #5 Vanderbilt, 4/6/19 (#4 UGA 8-3)

UGA Player Hit a Walk-Off Grand Slam

Bobby Felmy vs. Ga.So., 2/27/04 (UGA 7-4 in 10 inn.)

UGA Player Hit Two Grand Slams in a Game

(School/SEC Rec.) Roger Miller vs. Ga. College, 4/15/87 (UGA 21-9)

UGA Hit Two Grand Slams in An Inning

Rich Poythress and Matt Cerione vs. Ohio State (8th inn.) @ FSU in NCAA Regional, 5/29/09 (UGA 24-8)

UGA Team Hit for the “HR Cycle” in a Game

vs. Ohio State @ FSU in NCAA Reg., 5/29/09 (UGA 24-8)

(Matt Cerione, Rich Poythress, Joe Lewis-Solo HR; Poythress-2R-HR; Lewis-3R-HR; Poythress, Cerione, Grand Slam)

Opponent Led off Game with a HR (Home/Away/Neutral)

Logan Davidson (Clemson) on an 0-2 count, 4/18/18 (#15 UGA 6-1)

Brian Sharp (@ Missouri), 5/3/18 (UGA 10-6)

Grae Kessinger (Ole Miss), 5/24/18 (#4 OM 5-4 in 11 at SEC Tourn.)

Opponent Hit Back-to-Back-to-Back HRs vs. UGA

Boomer White, Hunter Melton (off Connor Jones) & Ryne Birk (off Shane Tucker), 4/9/16 (#3 Texas A&M 15-1)

Opponent Hit a Grand Slam vs. UGA At Foley Field

Nick Wise (Presbyterian), 3/15/17 (UGA 8-7)

Opponent Hit a Grand Slam vs. UGA

Blake Reese (Florida), 5/12/18 (#1 UF 9-3)

Opposing Player Hit 3 HRs In A Game vs. UGA

Robert Crews (Stetson) @ Foley Field (2 solo, 2-run), 2/27/10 (UGA 9-8)

Opponent Hit 5 Consecutive HRs vs. UGA

Neil Geisler, Justin Smoak, Phil Disher off Mickey Westphal; Andrew Crisp, Robbie Grinstead of Stephen Dodson, 6/10/06 {tied NCAA record} (#15 USC 15-6)

Opponent Had An Inside-the-Park HR vs. UGA

Mikey White (Alabama) @ Hoover (Ala.) Met., 4/12/15 (UGA 5-2)

BASERUNNING

UGA Player Had 4 SB in a Game (School Record)

Tucker Maxwell vs. Ala. State, 3/5/19; vs. Presbyterian, 3/9/19

Rodney Bellamy vs. Westminster, 4/4/80 (UGA 12-0)

UGA Player Stole Home (Home/Away)

Tucker Maxwell vs. Tennessee, 4/28/18 (UGA 12-4)

Brett DeLoach @ #4 LSU, 4/29/12 (UGA 5-3)

UGA Opponent Stole Home/Opp. CS trying to Steal Home

Blake Reed, Florida, 4/22/16 (@ #2 UF 6-0); Tanner Allen @ #9 Miss. State, 4/28/19 (#9 MSU 6-5)

UGA Won A Game That Ended On A CS On The Road

UT's four-run rally in the 9th ends when Will Maddox tries to steal home with bases loaded in Knoxville, 5/3/13 (UGA 8-7)

DEFENSE

UGA Turned A Double Play To End A Game (Infield/Outfield)

vs. Jacksonville State, a 63 (Shepherd-Sullivan), 3/5/19 (UGA 5-1)

vs. #6 Arkansas, an F72 (McGovern-Biggar), 5/19/18 (UGA 3-2)

UGA Turned 4 Double Plays

vs. Toledo, 3/10/18 (UGA -8-3)

UGA Turned 5(+) Double Plays (School Record)

5 (Twice), Last vs. East Tenn., 3/1/98 (UGA 9-1)

Opponent Turned 5(+) Double Plays

6 by Clemson, 4/11/95 (CU 5-4)

UGA Played 5 Infielders With Game On the Line

Bases loaded, one out in the 12th inning @ Missouri, Jared Cheek got a K; 4/04/14 (UGA 2-1 in 13)

UGA Turned a Triple Play

vs. #21 Mizzou, 4/19/19 (#5 UGA 5-2); Combo included Riley King (RF), Patrick Sullivan (1B), C.J. Smith (P) & Aaron Schunk (3B)

Opponent Turned a Triple Play

South Carolina at Foley Field, 4/9/99 (UGA 8-1)

UGA Pitcher Picked Off A Heisman Trophy Winner

David Sosebee got Jameis Winston @ FSU, 2/22/14 (#4 FSU 10-4)

Opponent Pulled Hidden-Ball Trick

Kentucky (at Foley Field, Levi Hyams), 5/20/10 (UGA 8-6)

UGA Made 8 Errors in a Game

vs. Rider, 3/11/17 (Rider 8-3)

Opponent Made 7 Errors in a Game

Youngstown State, 2/20/09 (UGA 15-2)

UGA Outfielder Had 10 Putouts

Skyler Weber vs. Ga. Tech @ Turner Field, 5/17/16 (GT 6-3 in 10)

BIG INNINGS

At Least 10 Runs in an Inning

11 @ Kennesaw State, 2/21/18 (6th inn.) (UGA 14-4)

12+Runs in an Inning

13 vs. Liberty, 3/5/04 (8th inn.) (UGA 24-6)

Opponent Scored 10+Runs in an Inning

11 by Ga. Southern, 2/16/14 {3rd inn. on 10H} (GSU 18-4)

SERIES WIN OVER TOP 10 RANKED TEAM

At Home: 2019 vs. #5 VU (2-1); On Road: 2017 @ #4 UK (2-1)

Back-to-Back: 2017 @ #4 UK (2-1) then vs. #6 MSU (2-1)

SWEEPS

A Sweep in an SEC Series

Home: 2019 vs. Alabama; Road: 2019 @ #22 South Carolina

Back-to-Back Sweeps Over SEC Ranked Teams: 2008 vs. #9 SC & #9 UK

Got Swept in an SEC Series

Home: 2017 vs. #8 Florida; Road: 2019 @ #9 Miss. State

MARGINS

Largest Margin of Victory by Georgia

25: Erskine 27-2 on 4/16/80; 24: Piedmont 30-6 on 4/12/76

Greatest Margin of Defeat for Georgia

24: Florida 27-3 on 3/21/64; 22: Auburn 23-1 on 3/25/94

Largest Deficit Overcome by Georgia

9 Trained #21 Arkansas 10-1 after 5 inn. in Fayetteville on 3/15/08; Won 15-11

9 Trailed South Carolina 9-0 in T3rd. at SEC Tournament in Hoover, Ala. on 5/26/06; Won 16-10

Largest Deficit Overcome by Opponent

11 South Carolina trailed Georgia 13-2 in the B6th in Columbia, S.C. on 5/19/07; Won 14-13

A Tie Game

2-2 @ LSU after 13 innings (travel rule), 3/23/14

A Tie Game At Foley Field

11-11 vs. LSU in Athens, 5/12/99 (Game declared a tie after 9 innings due to SEC rule regarding visiting team travel departure priority: UGA's Adam Swann hit a pinch-hit two-run HR to tie game in the 9th)

A Tie Game (“Due to Darkness)

9-9 vs. Florida in Athens after 9 innings in game two of a double-header, 3/18/84; *Note: Lights installed at Foley Field in 1985.*

WALK-OFFS

UGA Won With a Walk-Off Hit

Cole Tate 2-out single vs. Richmond, 2/14/20 (#4 UGA 7-6)

UGA Won With a Walk-Off Pinch-Hit

Michael Curry 2-out single vs. Lipscomb, 3/11/16 (UGA 1-0)

UGA Won With a Walk-Off HR

Tucker Bradley vs. Santa Clara, 2/22/20 (UGA 5-4 in 12 inn. G1DH)

UGA Won On a Walk-Off BB

Mitchell Webb, no outs vs. Lipscomb, 3/11/16 (UGA 1-0)

UGA Won With a Walk-Off SF

LJ Talley vs. Toledo, 3/10/18 (UGA 7-6 in 10)

UGA Won With a Walk-Off FC

Jared Walsh vs. #22 Texas A&M, 3/28/14 (UGA 3-2)

UGA Won With a Walk-Off HPB/Lost On A HBP

Zach Cone vs. #14 Arkansas, 5/1/11 (UGA 6-5)

Cole German of Charleston Southern, 3/5/18 (CSU 5-4)

UGA Posted Back-to-Back Walk-Offs

March 11-12, 2016 vs. Lipscomb (UGA 9-8 in 11 inn. and 1-0)

UGA Lost On a Walk-Off Hit

Conor Davis @ Auburn (1B), 5/11/19 (4-3 in 10 inn.)

UGA Lost On a Walk-Off BB

Max Kuhn @ #8 Kentucky, 3/29/13 (UK 3-2)



2020 Georgia Baseball
Overall Statistics for Georgia Bulldogs (as of Feb 25, 2020)
(All games Sorted by Batting avg)

Record: 8-1 Home: 7-1 Away: 1-0 SEC: 0-0

Player	avg	gp-gs	ab	r	h	2b	3b	hr	rbi	tb	slg%	bb	hp	so	gdp	ob%	sf	sh	sb-att	po	a	e	fld%
28 Tucker Bradley	.485	9-9	33	9	16	2	0	4	13	30	.909	6	2	2	0	.585	0	2	5-5	6	1	0	1.000
44 Ben Anderson	.423	9-8	26	16	11	3	1	0	7	16	.615	8	2	4	0	.568	1	1	4-5	16	1	0	1.000
20 Chaney Rogers	.333	7-7	24	3	8	1	0	0	0	9	.375	2	0	5	1	.385	0	0	0-0	21	0	1	.955
15 Cole Tate	.320	8-6	25	5	8	2	0	1	5	13	.520	0	0	2	1	.320	0	1	0-0	11	9	3	.870
7 Cam Shepherd	.294	9-9	34	10	10	3	0	3	13	22	.647	7	1	5	2	.409	2	0	5-5	8	21	1	.967
14 Patrick Sullivan	.250	9-7	28	3	7	1	0	0	3	8	.286	4	1	8	0	.364	0	0	0-0	60	5	1	.985
24 Garrett Blaylock	.216	9-9	37	6	8	1	0	4	7	21	.568	3	2	11	1	.302	1	0	0-0	4	14	1	.947
23 Connor Tate	.200	7-5	20	3	4	1	0	0	2	5	.250	4	2	4	0	.385	0	0	2-2	2	0	0	1.000
31 Riley King	.161	9-8	31	4	5	0	0	0	6	5	.161	4	1	6	0	.270	1	1	1-1	11	4	1	.938

6 Kaden Fowler	1.000	2-0	1	2	1	0	0	1	2	4	4.000	2	0	0	0	1.000	0	0	0-0	1	0	0	1.000
1 Buddy Floyd	.300	8-3	10	1	3	0	0	0	2	3	.300	1	3	1	0	.500	0	3	1-1	3	10	0	1.000
2 Shane Marshall	.154	7-5	13	4	2	1	0	0	1	3	.231	2	3	5	0	.389	0	1	0-0	54	7	0	1.000
30 Mason Meadows	.154	6-4	13	2	2	0	0	0	1	2	.154	2	1	8	0	.313	0	0	0-0	45	6	0	1.000
4 Randon Jernigan	.125	5-1	8	2	1	0	0	0	0	1	.125	2	1	3	0	.364	0	0	0-0	5	0	0	1.000
Totals	.284	9	303	70	86	15	1	13	62	142	.469	47	19	64	5	.406	5	9	18-19	252	92	10	.972
Opponents	.197	9	299	30	59	6	0	6	27	83	.278	33	9	103	3	.295	1	7	1-6	235	84	11	.967

LOB - Team (78), Opp (67). DPs turned - Team (4), Opp (7).

(All games Sorted by Earned run avg)

Player	era	w-l	app	gs	cg	sho	sv	ip	h	r	er	bb	so	2b	3b	hr	b/avg	wp	hp	bk	sfa	sha
55 Ryan Webb	1.00	1-0	2	0	0	0/0	0	9.0	6	1	1	1	18	1	0	0	.182	0	1	0	0	2
34 Garrett Brown	3.00	1-0	2	2	0	0/0	0	9.0	6	3	3	3	10	0	0	0	.182	1	1	0	0	0
13 Cole Wilcox	3.27	1-0	2	2	0	0/0	0	11.0	11	4	4	2	15	1	0	2	.268	1	0	0	0	0
17 Emerson Hancock	4.91	1-0	2	2	0	0/1	0	11.0	11	6	6	1	12	1	0	2	.256	0	1	0	0	1

12 Jonathan Cannon	0.00	2-0	4	0	0	0/0	0	6.2	1	0	0	1	7	0	0	0	.053	0	0	0	0	1
28 Tucker Bradley	0.00	0-0	2	0	0	0/0	1	3.1	1	0	0	1	5	0	0	0	.100	0	0	0	0	0
21 Logan Moody	0.00	0-0	2	0	0	0/1	0	3.0	0	0	0	2	3	0	0	0	.000	0	0	0	0	0
32 Michael Polk	0.00	0-0	3	0	0	0/0	0	3.0	0	0	0	3	3	0	0	0	.000	0	1	0	0	1
35 Cain Tatum	0.00	0-0	2	0	0	0/0	0	1.2	2	0	0	0	1	0	0	0	.333	1	1	0	0	0
16 Will Childers	1.50	1-0	2	1	0	0/0	0	6.0	4	1	1	5	8	0	0	0	.182	1	0	0	0	0
33 Justin Glover	1.59	1-0	2	0	0	0/0	0	5.2	2	2	1	2	5	1	0	0	.111	1	0	0	1	0
5 C.J. Smith	3.12	0-0	2	2	0	0/0	0	8.2	6	5	3	7	11	1	0	1	.194	2	2	0	0	0
19 Jack Gowen	6.75	0-0	2	0	0	0/0	0	2.2	2	3	2	3	4	0	0	0	.222	0	0	0	0	1
3 Brandon Smith	10.80	0-0	2	0	0	0/0	0	1.2	3	2	2	1	1	1	0	0	.429	1	0	0	0	1
39 Darryn Pasqua	16.20	0-1	2	0	0	0/0	0	1.2	4	3	3	1	0	0	0	1	.444	0	2	0	0	0
Totals	2.79	8-1	9	9	0	1/1	1	84.0	59	30	26	33	103	6	0	6	.197	8	9	0	1	7
Opponents	6.66	1-8	9	9	0	0/0	1	78.1	86	70	58	47	64	15	1	13	.284	18	19	0	5	9

PB - Team (3), Marshall 2, Meadows 1, Opp (5). Pickoffs - Team (3), Tatum 1, C.J. Smith 1, Cannon 1, Opp (1).



2020 Georgia Baseball
Overall Statistics for Georgia Bulldogs (as of Feb 25, 2020)
(All games Sorted by Fielding pct)

Player	c	po	a	e	fld%	dp	sba	csb	sba%	pb	ci
2 Shane Marshall	61	54	7	0	1.000	0	0	2	.000	2	0
30 Mason Meadows	51	45	6	0	1.000	0	1	2	.333	1	0
44 Ben Anderson	17	16	1	0	1.000	0	0	0	---	0	0
1 Buddy Floyd	13	3	10	0	1.000	0	0	0	---	0	0
28 Tucker Bradley	7	6	1	0	1.000	0	0	0	---	0	0
4 Randon Jernigan	5	5	0	0	1.000	0	0	0	---	0	0
17 Emerson Hancock	4	2	2	0	1.000	0	0	1	.000	0	0
12 Jonathan Cannon	3	1	2	0	1.000	0	0	0	---	0	0
34 Garrett Brown	3	1	2	0	1.000	0	0	1	.000	0	0
3 Brandon Smith	2	0	2	0	1.000	0	0	0	---	0	0
23 Connor Tate	2	2	0	0	1.000	0	0	0	---	0	0
33 Justin Glover	1	0	1	0	1.000	0	0	0	---	0	0
6 Kaden Fowler	1	1	0	0	1.000	0	0	0	---	0	0
16 Will Childers	1	0	1	0	1.000	0	1	0	1.000	0	0
35 Cain Tatum	1	0	1	0	1.000	0	0	0	---	0	0
14 Patrick Sullivan	66	60	5	1	.985	4	0	0	---	0	0
7 Cam Shepherd	30	8	21	1	.967	3	0	0	---	0	0
20 Chaney Rogers	22	21	0	1	.955	0	0	0	---	0	0
24 Garrett Blaylock	19	4	14	1	.947	0	0	0	---	0	0
31 Riley King	16	11	4	1	.938	1	0	0	---	0	0
15 Cole Tate	23	11	9	3	.870	2	0	0	---	0	0
5 C.J. Smith	3	0	2	1	.667	0	0	1	.000	0	0
55 Ryan Webb	3	1	1	1	.667	0	0	0	---	0	0
13 Cole Wilcox	0	0	0	0	.000	0	0	2	.000	0	0
21 Logan Moody	0	0	0	0	.000	0	0	0	---	0	0
19 Jack Gowen	0	0	0	0	.000	0	0	0	---	0	0
39 Darryn Pasqua	0	0	0	0	.000	0	0	0	---	0	0
32 Michael Polk	0	0	0	0	.000	0	0	0	---	0	0
Totals	354	252	92	10	.972	4	1	5	.167	3	0
Opponents	330	235	84	11	.967	7	18	1	.947	5	0

Hitting minimums - 1 Games 2.5 TPA/Game

Pitching minimums - 1 Games 1.0 IP/Game



2020 Georgia Baseball
Game Results for Georgia Bulldogs (as of Feb 25, 2020)
(All games)

Date	Opponent		Score	Inns	Overall	SEC	Pitcher of record	Attend	Time
Feb 14, 2020	RICHMOND	w	7-6	9	1-0-0	0-0-0	Ryan Webb (W 1-0)	2839	3:11
Feb 15, 2020	RICHMOND	w	9-3	9	2-0-0	0-0-0	Wilcox (W 1-0)	2959	2:40
Feb 16, 2020	RICHMOND	w	5-4	9	3-0-0	0-0-0	Childers (W 1-0)	2392	2:54
Feb 19, 2020	at Kennesaw State	w	10-3	9	4-0-0	0-0-0	Cannon (W 1-0)	1119	3:17
Feb 21, 2020	SANTA CLARA	w	9-0	9	5-0-0	0-0-0	Hancock (W 1-0)	2475	2:37
Feb 22, 2020	SANTA CLARA-1	w	5-4	(12)	6-0-0	0-0-0	Cannon (W 2-0)	-	3:30
Feb 22, 2020	SANTA CLARA-2	w	6-1	9	7-0-0	0-0-0	Glover (W 1-0)	3109	2:36
Feb 23, 2020	SANTA CLARA	L	4-8	9	7-1-0	0-0-0	Pasqua (L 0-1)	2377	3:28
Feb 25, 2020	KENNESAW STATE	w	15-1	9	8-1-0	0-0-0	G Brown (W 1-0)	2172	3:10

() extra inning game



2020 Georgia Baseball
Games Summary for Georgia Bulldogs (as of Feb 25, 2020)
(All games)

Score by innings	1	2	3	4	5	6	7	8	9	EX	Total
Georgia Bulldogs	9	2	12	6	7	8	14	7	3	2	70
Opponents	2	1	7	5	5	2	2	3	2	1	30

Record when ...

Overall	8-1	After 6 leading	6-1
Conference	0-0 trailing	2-0
Non-Conference	8-1 tied	0-0
Home games	7-1	After 7 leading	6-0
Away games	1-0 trailing	1-0
Neutral site	0-0 tied	1-1
Day games	7-1	After 8 leading	6-0
Night games	1-0 trailing	1-1
vs Left starter	1-0 tied	1-0
vs Right starter	7-1		
1-Run games	3-0	Hit 0 home runs	1-1
2-Run games	0-0	... 1 home run	4-0
5+Run games	5-0	... 2+ home runs	3-0
Extra innings	1-0		
Shutouts	1-0	Opponent 0 home runs	5-0
	 1 home run	1-1
Scoring 0-2 runs	0-0 2+ HRs	2-0
..... 3-5 runs	2-1		
..... 6-9 runs	4-0	Made 0 errors	3-0
..... 10+ runs	2-0 1 error	2-0
	 2+ errors	3-1
Opponent 0-2 runs	3-0		
..... 3-5 runs	4-0	Opp. made 0 errors	1-1
..... 6-9 runs	1-1 1 error	4-0
..... 10+ runs	0-0 2+ errors	3-0
Scored in 1st inning	4-1	Out-hit opponent	5-0
Opp. scored in 1st	0-1	Out-hit by opponent	1-1
Scores first	5-0	Hits are tied	2-0
Opp. scores first	3-1		

Record when team scores:

Runs	0	1	2	3	4	5	6	7	8	9	10+
W-L	0-0	0-0	0-0	0-0	0-1	2-0	1-0	1-0	0-0	2-0	2-0

Record when opponent scores:

Runs	0	1	2	3	4	5	6	7	8	9	10+
W-L	1-0	2-0	0-0	2-0	2-0	0-0	1-0	0-0	0-1	0-0	0-0

Record when leading after:

Inn.	1	2	3	4	5	6	7	8
W-L	4-0	4-0	4-0	4-1	4-1	6-1	6-0	6-0

Record when trailing after:

Inn.	1	2	3	4	5	6	7	8
W-L	0-1	1-1	3-0	4-0	3-0	2-0	1-0	1-1

Record when tied after:

Inn.	1	2	3	4	5	6	7	8
W-L	4-0	3-0	1-1	0-0	1-0	0-0	1-1	1-0

Current winning streak: 1
Longest winning streak: 7
Longest losing streak: 1

Home attendance : 18323 (7 dates avg = 2617)

Away attendance : 1119 (1 dates avg = 1119)

Total attendance: 19442 (8 dates avg = 2430)

2020 Georgia Baseball
Team Game-by-Game for Georgia Bulldogs (as of Feb 25, 2020)
Batting (All games)

Date	Opponent	ab	r	h	rbi	2b	3b	hr	tb	bb	ibb	sb	cs	hbp	sac	sf	gdp	k	po	a	e	lob	avg
Feb 14	RICHMOND	36	7	12	7	2	0	2	20	5	0	1	0	3	1	0	0	8	27	7	1	12	.333
Feb 15	RICHMOND	35	9	13	8	1	1	1	19	4	0	6	0	2	0	0	1	4	27	8	0	8	.352
Feb 16	RICHMOND	26	5	5	3	1	0	0	6	7	0	3	0	3	3	1	0	6	27	9	0	11	.309
Feb 19	at Kennesaw State	36	10	11	8	3	0	3	23	7	0	4	0	3	2	0	2	12	27	14	2	11	.308
Feb 21	SANTA CLARA	31	9	11	9	1	0	1	15	9	0	0	1	0	0	1	0	7	27	15	2	8	.317
Feb 22	SANTA CLARA	45	5	11	5	1	0	1	15	1	0	1	0	0	1	1	0	11	36	11	2	8	.301
Feb 22	SANTA CLARA	24	6	5	5	0	0	1	8	3	0	0	0	3	2	2	2	3	27	9	0	4	.292
Feb 23	SANTA CLARA	34	4	7	3	2	0	0	9	4	0	2	0	2	0	0	0	7	27	9	2	9	.281
Feb 25	KENNESAW STATE	36	15	11	14	4	0	4	27	7	0	1	0	3	0	0	0	6	27	10	1	7	.284
Totals		303	70	86	62	15	1	13	142	47	0	18	1	19	9	5	5	64	252	92	10	78	.284

2020 Georgia Baseball
Team Game-by-Game for Georgia Bulldogs (as of Feb 25, 2020)
Pitching (All games)

Date	Opponent	ip	h	r	er	bb	so	2b	3b	hr	wp	bk	hbp	dp	ibb	score	w-l	sv	era
Feb 14	RICHMOND	9.0	12	6	6	1	15	0	0	2	0	0	1	0	0	7-6	1-0	0	6.00
Feb 15	RICHMOND	9.0	6	3	2	5	12	2	0	0	2	0	0	1	0	9-3	2-0	0	4.00
Feb 16	RICHMOND	9.0	7	4	4	5	8	0	0	1	1	0	1	0	0	5-4	3-0	1	4.00
Feb 19	at Kennesaw State	9.0	4	3	3	2	8	0	0	0	0	0	2	1	0	10-3	4-0	1	3.75
Feb 21	SANTA CLARA	9.0	2	0	0	1	10	1	0	0	0	0	0	1	0	9-0	5-0	1	3.00
Feb 22	SANTA CLARA	12.0	9	4	4	2	17	1	0	2	0	0	1	0	1	5-4	6-0	1	3.00
Feb 22	SANTA CLARA	9.0	5	1	1	4	12	0	0	0	1	0	0	0	0	6-1	7-0	1	2.73
Feb 23	SANTA CLARA	9.0	8	8	5	8	9	2	0	1	2	0	3	1	0	4-8	7-1	1	3.00
Feb 25	KENNESAW STATE	9.0	6	1	1	5	12	0	0	0	2	0	1	0	0	15-1	8-1	1	2.79
Totals		84.0	59	30	26	33	103	6	0	6	8	0	9	4	1	70-30	8-1	1	2.79



2020 Georgia Baseball
Miscellaneous Stats for Georgia Bulldogs (as of Feb 25, 2020)
(All games)

Multiple Hit Games	2	3	4	5+	Total
28 Tucker Bradley	2	3	-	-	5
7 Cam Shepherd	3	1	-	-	4
44 Ben Anderson	2	1	-	-	3
20 Chaney Rogers	3	-	-	-	3
24 Garrett Blaylock	1	1	-	-	2
1 Buddy Floyd	1	-	-	-	1
31 Riley King	1	-	-	-	1
15 Cole Tate	-	-	1	-	1
TEAM	13	6	1	0	20

Multiple RBI Games	2	3	4	5+	Total
28 Tucker Bradley	1	3	-	-	4
7 Cam Shepherd	-	2	-	1	3
44 Ben Anderson	1	1	-	-	2
15 Cole Tate	1	1	-	-	2
24 Garrett Blaylock	1	1	-	-	2
31 Riley King	1	-	-	-	1
6 Kaden Fowler	1	-	-	-	1
TEAM	6	8	0	1	15

Hitting Streaks	Longest	Current
28 Tucker Bradley	7	1
14 Patrick Sullivan	5	-
20 Chaney Rogers	5	-
44 Ben Anderson	4	4
23 Connor Tate	2	-
30 Mason Meadows	2	-
24 Garrett Blaylock	2	1
7 Cam Shepherd	2	2
1 Buddy Floyd	2	-
15 Cole Tate	2	2
2 Shane Marshall	1	1
31 Riley King	1	1
4 Randon Jernigan	1	-
6 Kaden Fowler	1	1

Reached Base Streaks	Longest	Current
28 Tucker Bradley	9	9
44 Ben Anderson	8	8
23 Connor Tate	7	7
1 Buddy Floyd	6	6
31 Riley King	6	1
20 Chaney Rogers	5	-
24 Garrett Blaylock	5	1
7 Cam Shepherd	5	2
14 Patrick Sullivan	5	3
4 Randon Jernigan	3	3
6 Kaden Fowler	2	2
2 Shane Marshall	2	2
15 Cole Tate	2	2
30 Mason Meadows	2	-



2020 Georgia Baseball
Season Game Highs for Georgia Bulldogs (as of Feb 25, 2020)
(All games)

TEAM GAME HIGHS

Batting

At bats:	45	-	vs Santa Clara (Feb 22, 2020)
Runs scored:	15	-	vs Kennesaw State (Feb 25, 2020)
Hits:	13	-	vs Richmond (Feb 15, 2020)
RBI's:	14	-	vs Kennesaw State (Feb 25, 2020)
Doubles:	4	-	vs Kennesaw State (Feb 25, 2020)
Triples:	1	-	vs Richmond (Feb 15, 2020)
Home runs:	4	-	vs Kennesaw State (Feb 25, 2020)
Total bases:	27	-	vs Kennesaw State (Feb 25, 2020)
Walks:	9	-	vs Santa Clara (Feb 21, 2020)
Strikeouts:	12	-	at Kennesaw State (Feb 19, 2020)
Sac hits:	3	-	vs Richmond (Feb 16, 2020)
Sac flies:	2	-	vs Santa Clara (Feb 22, 2020)
Stolen bases:	6	-	vs Richmond (Feb 15, 2020)
Hit by pitch:	3	-	(5 times)
Caught stealing:	1	-	vs Santa Clara (Feb 21, 2020)
Runners LOB:	12	-	vs Richmond (Feb 14, 2020)
Hit into DP:	2	-	vs Richmond (Feb 15, 2020)
	2	-	at Kennesaw State (Feb 19, 2020)
	2	-	vs Santa Clara (Feb 22, 2020)

Fielding

Putouts:	36	-	vs Santa Clara (Feb 22, 2020)
Assists:	15	-	vs Santa Clara (Feb 21, 2020)
Errors:	2	-	(4 times)
Passed balls:	1	-	vs Richmond (Feb 15, 2020)
	1	-	at Kennesaw State (Feb 19, 2020)
	1	-	vs Santa Clara (Feb 23, 2020)
DPs turned:	1	-	(4 times)

Pitching

Innings pitched:	12.0	-	vs Santa Clara (Feb 22, 2020)
Runs allowed:	8	-	vs Santa Clara (Feb 23, 2020)
Earned runs:	6	-	vs Richmond (Feb 14, 2020)
Walks allowed:	8	-	vs Santa Clara (Feb 23, 2020)
Strikeouts:	17	-	vs Santa Clara (Feb 22, 2020)
Hits allowed:	12	-	vs Richmond (Feb 14, 2020)
Doubles allowed:	2	-	vs Richmond (Feb 15, 2020)
	2	-	vs Santa Clara (Feb 23, 2020)
Homers allowed:	2	-	vs Richmond (Feb 14, 2020)
	2	-	vs Santa Clara (Feb 22, 2020)
Wild pitches:	2	-	vs Richmond (Feb 15, 2020)
	2	-	vs Santa Clara (Feb 23, 2020)
	2	-	vs Kennesaw State (Feb 25, 2020)
Hit batters:	3	-	vs Santa Clara (Feb 23, 2020)



2020 Georgia Baseball
Season Game Highs for Georgia Bulldogs (as of Feb 25, 2020)
(All games)

INDIVIDUAL GAME HIGHS

Batting

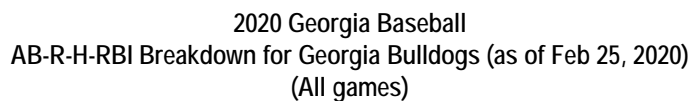
At bats:	6	-	Cam Shepherd vs Santa Clara (Feb 22, 2020)
	6	-	Tucker Bradley vs Santa Clara (Feb 22, 2020)
Runs scored:	4	-	Ben Anderson vs Richmond (Feb 15, 2020)
Hits:	4	-	Cole Tate vs Richmond (Feb 14, 2020)
RBI's:	5	-	Cam Shepherd vs Kennesaw State (Feb 25, 2020)
Doubles:	1	-	(15 times)
Triples:	1	-	Ben Anderson vs Richmond (Feb 15, 2020)
Home runs:	2	-	Garrett Blaylock at Kennesaw State (Feb 19, 2020)
	2	-	Cam Shepherd vs Kennesaw State (Feb 25, 2020)
Total bases:	10	-	Garrett Blaylock at Kennesaw State (Feb 19, 2020)
Walks:	3	-	Tucker Bradley at Kennesaw State (Feb 19, 2020)
Strikeouts:	3	-	Mason Meadows vs Richmond (Feb 14, 2020)
	3	-	Mason Meadows at Kennesaw State (Feb 19, 2020)
Sac hits:	2	-	Buddy Floyd vs Richmond (Feb 16, 2020)
Sac flies:	1	-	(5 times)
Stolen bases:	2	-	(4 times)
Hit by pitch:	1	-	(19 times)
Caught stealing:	1	-	Ben Anderson vs Santa Clara (Feb 21, 2020)
Runners LOB:	3	-	(10 times)

Fielding

Putouts:	12	-	(5 times)
Assists:	5	-	Buddy Floyd vs Kennesaw State (Feb 25, 2020)
Errors:	2	-	Cole Tate at Kennesaw State (Feb 19, 2020)
Passed balls:	1	-	Shane Marshall vs Richmond (Feb 15, 2020)
	1	-	Mason Meadows at Kennesaw State (Feb 19, 2020)
	1	-	Shane Marshall vs Santa Clara (Feb 23, 2020)

Pitching

Innings pitched:	7.0	-	Emerson Hancock vs Santa Clara (Feb 21, 2020)
Runs allowed:	6	-	Emerson Hancock vs Richmond (Feb 14, 2020)
Earned runs:	6	-	Emerson Hancock vs Richmond (Feb 14, 2020)
Walks allowed:	4	-	C.J. Smith vs Santa Clara (Feb 23, 2020)
Strikeouts:	11	-	Ryan Webb vs Richmond (Feb 14, 2020)
Hits allowed:	9	-	Emerson Hancock vs Richmond (Feb 14, 2020)
Doubles allowed:	1	-	(6 times)
Homers allowed:	2	-	Emerson Hancock vs Richmond (Feb 14, 2020)
	2	-	Cole Wilcox vs Santa Clara (Feb 22, 2020)
Wild pitches:	1	-	(8 times)
Hit batters:	2	-	C.J. Smith vs Santa Clara (Feb 23, 2020)

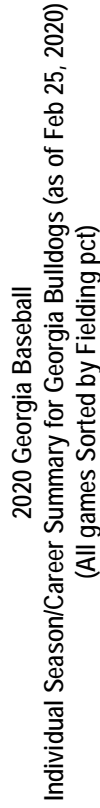


		#44	#24	#28	#1	#6	#4	#31	#2	#30	#20	#7
Opponent	Date	Anderson,B	Blaylock	Bradley	Floyd	Fowler	Jernigan	King,R	Marshall	Meadows	Rogers	Shepherd
Richmond	Feb 14	4-2-1-0	5-1-2-2	3-1-2-2	0-0-0-0	0-1-0-0	5-0-0-0	1-0-0-0	3-0-0-0	4-0-2-0
Richmond	Feb 15	3-4-3-0	4-0-0-0	4-1-3-3	Def	5-0-1-1	3-0-1-0	2-0-0-0	5-2-3-3
Richmond	Feb 16	4-1-1-1	3-0-0-1	3-1-1-0	1-0-0-0	3-0-0-0	1-1-0-0	4-1-2-0	3-1-0-0
Kennesaw State	Feb 19	3-3-0-0	5-2-3-3	3-1-1-1	Def	4-1-1-1	4-0-1-0	5-1-2-3
Santa Clara	Feb 21	4-1-1-0	3-1-1-0	4-2-3-3	1-0-1-1	0-1-0-0	1-0-0-0	2-1-0-1	2-2-1-1	3-1-2-0	3-0-0-1
Santa Clara	Feb 22	0-0-0-1	5-0-0-0	6-1-3-1	3-0-2-1	5-0-1-0	4-0-2-2	2-0-0-0	2-0-0-0	5-1-2-0	6-2-0-0
Santa Clara	Feb 22	2-1-1-3	4-1-1-1	3-0-1-0	1-0-0-0	0-1-0-0	2-1-0-0	Def	2-0-0-0	4-0-1-0	3-0-0-1
Santa Clara	Feb 23	4-1-2-2	5-0-0-0	4-0-0-0	1-0-0-0	2-1-0-0	Def	3-0-1-0	3-1-1-0
Kennesaw State	Feb 25	2-3-2-0	3-1-1-0	3-2-2-3	4-1-0-0	1-1-1-2	2-0-0-0	5-1-1-1	4-2-1-1	3-0-0-0	2-3-2-5
		#14	#15	#23								
Opponent	Date	Sullivan	Tate,Cole	Tate,Conno								
Richmond	Feb 14	3-0-1-0	5-1-4-3	3-1-0-0								
Richmond	Feb 15	4-0-1-1	4-1-0-0	1-1-1-0								
Richmond	Feb 16	4-0-1-1								
Kennesaw State	Feb 19	4-0-1-0	4-2-1-0	4-0-1-0								
Santa Clara	Feb 21	4-0-1-1	1-0-1-0	3-0-0-1								
Santa Clara	Feb 22	1-0-0-0	2-0-0-0	4-1-1-0								
Santa Clara	Feb 22	3-2-1-0	Def								
Santa Clara	Feb 23	4-1-1-0	4-0-1-0	4-0-1-1								
Kennesaw State	Feb 25	1-0-0-0	5-1-1-2	1-0-0-0								

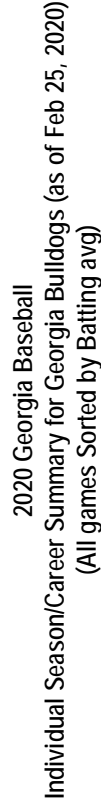


2020 Georgia Baseball
IP-H-R-ER-BB-SO Breakdown for Georgia Bulldogs (as of Feb 25, 2020)
(All games)

Opponent	Date	#28 Bradley	#34 Brown,G	#12 Cannon	#16 Childers	#33 Glover	#19 Gowen	#17 Hancock
Richmond	Feb 14	*4.0-9-6-6-1-4
Richmond	Feb 15	2.0-0-0-0-1-2	2.0-1-2-1-2-2
Richmond	Feb 16	1.1-0-0-0-0-1	2.2-1-0-0-2-3
Kennesaw State	Feb 19	*4.0-3-2-2-1-2	3.0-0-0-0-0-3	1.0-1-1-1-1-2
Santa Clara	Feb 21	*7.0-2-0-0-0-8
Santa Clara	Feb 22	1.0-0-0-0-0-2
Santa Clara	Feb 22	2.0-1-0-0-1-4	*3.1-3-1-1-3-5	3.2-1-0-0-0-3
Santa Clara	Feb 23	0.2-1-0-0-0-0	1.2-1-2-1-2-2
Kennesaw State	Feb 25	*5.0-3-1-1-2-8
Opponent	Date	#21 Moody	#39 Pasqua	#32 Polk	#3 Smith,Br	#5 Smith,CJ	#35 Tatum	#55 Webb,Ryan
Richmond	Feb 14	5.0-3-0-0-0-11
Richmond	Feb 15
Richmond	Feb 16	1.0-3-1-1-0-0	*4.0-3-3-3-4
Kennesaw State	Feb 19	1.0-0-0-0-0-1
Santa Clara	Feb 21	2.0-0-0-0-1-2
Santa Clara	Feb 22	1.0-0-0-0-1-1	4.0-3-1-1-1-7
Santa Clara	Feb 22
Santa Clara	Feb 23	0.2-1-2-2-1-0	0.2-2-2-2-1-0	*4.2-3-2-0-4-7	0.2-0-0-0-0-0
Kennesaw State	Feb 25	1.0-0-0-0-1-1	1.0-0-0-0-2-1	1.0-1-0-0-0-1	1.0-2-0-0-0-1
Opponent	Date	#13 Wilcox						
Richmond	Feb 14						
Richmond	Feb 15	*5.0-5-1-1-2-8						
Richmond	Feb 16						
Kennesaw State	Feb 19						
Santa Clara	Feb 21						
Santa Clara	Feb 22	*6.0-6-3-3-0-7						
Santa Clara	Feb 22						
Santa Clara	Feb 23						
Kennesaw State	Feb 25						



Player	SEASON										CAREER									
	CH	PO	A	E	Fld%	SBA	CSB	SBA%	PB	CI	Ch	PO	A	E	Fld%	SBA	CSB	SBA%	PB	CI
2 Shane Marshall	61	54	7	0	1.000	0	2	.000	2	0	270	240	26	4	.985	13	7	.650	6	0
30 Mason Meadows	51	45	6	0	1.000	1	2	.333	1	0	840	743	95	2	.998	55	27	.671	14	0
44 Ben Anderson	17	16	1	0	1.000	0	0	---	0	0	17	16	1	0	1.000	0	0	---	0	0
1 Buddy Floyd	13	3	10	0	1.000	0	0	---	0	0	13	3	10	0	1.000	0	0	---	0	0
28 Tucker Bradley	7	6	1	0	1.000	0	0	---	0	0	182	166	8	8	.956	2	1	.667	0	0
4 Randon Jernigan	5	5	0	0	1.000	0	0	---	0	0	77	76	0	1	.987	0	0	---	0	0
17 Emerson Hancock	4	2	2	0	1.000	0	1	.000	0	0	45	14	28	3	.933	14	8	.636	0	0
34 Garrett Brown	3	1	2	0	1.000	0	1	.000	0	0	3	1	2	0	1.000	0	1	.000	0	0
12 Jonathan Cannon	3	1	2	0	1.000	0	0	---	0	0	3	1	2	0	1.000	0	0	---	0	0
23 Connor Tate	2	2	0	0	1.000	0	0	---	0	0	22	21	1	0	1.000	0	0	---	0	0
3 Brandon Smith	2	0	2	0	1.000	0	0	---	0	0	2	0	2	0	1.000	0	0	---	0	0
6 Kaden Fowler	1	1	0	0	1.000	0	0	---	0	0	1	1	0	0	1.000	0	0	---	0	0
16 Will Childers	1	0	1	0	1.000	1	0	1.000	0	0	1	0	1	0	1.000	1	0	1.000	0	0
35 Cain Tatum	1	0	1	0	1.000	0	0	---	0	0	1	0	1	0	1.000	0	0	---	0	0
33 Justin Glover	1	0	1	0	1.000	0	0	---	0	0	7	2	5	0	1.000	3	1	.750	0	0
14 Patrick Sullivan	66	60	5	1	.985	0	0	---	0	0	790	739	47	4	.995	0	0	---	0	0
7 Cam Shepherd	30	8	21	1	.967	0	0	---	0	0	790	268	500	22	.972	0	0	---	0	0
20 Chaney Rogers	22	21	0	1	.955	0	0	---	0	0	198	187	7	4	.980	0	0	---	0	0
24 Garrett Blaylock	19	4	14	1	.947	0	0	---	0	0	19	4	14	1	.947	0	0	---	0	0
31 Riley King	16	11	4	1	.938	0	0	---	0	0	119	104	12	3	.975	0	0	---	0	0
15 Cole Tate	23	11	9	3	.870	0	0	---	0	0	68	22	40	6	.912	0	0	---	0	0
5 C.J. Smith	3	0	2	1	.667	0	1	.000	0	0	89	68	17	4	.955	2	3	.400	0	0
55 Ryan Webb	3	1	1	1	.667	0	0	---	0	0	18	6	10	2	.889	5	4	.556	0	0
19 Jack Gowen	0	0	0	0	.000	0	0	---	0	0	0	0	0	0	.000	0	0	---	0	0
32 Michael Polk	0	0	0	0	.000	0	0	---	0	0	0	0	0	0	.000	0	0	---	0	0
39 Darryn Pasqua	0	0	0	0	.000	0	0	---	0	0	1	0	1	0	1.000	1	1	.500	0	0
13 Cole Wilcox	0	0	0	0	.000	0	2	.000	0	0	14	6	8	0	1.000	10	6	.625	0	0
21 Logan Moody	0	0	0	0	.000	0	0	---	0	0	3	2	0	1	.667	4	0	1.000	0	0
Totals	354	252	92	10	.972	1	5	.167	3	0										
Opponents	330	235	84	11	.967	18	1	.947	5	0										

[illegible][illegible]