

# GEORGIA TECH®

125<sup>TH</sup> SEASON • 32 NCAA REGIONAL APPEARANCES • 3 COLLEGE WORLD SERIES APPEARANCES • 9 ACC CHAMPIONSHIPS

2020 Official Game Notes | RamblinWreck.com | Contact: Andrew Clausen • aclausen@athletics.gatech.edu • (678) 764-0867

## GEORGIA TECH BY THE NUMBERS

|                           |     |
|---------------------------|-----|
| Overall Record            | 3-1 |
| ACC Record                | -   |
| at Russ Chandler Stadium  | 2-1 |
| Road Games                | 1-0 |
| Neutral Site Games        | -   |
| Streak                    | W1  |
| Last 10 Games (incl. '19) | 6-4 |

## 2020 SCHEDULE / RESULTS

| DATE      | OPPONENT                           | TV    | TIME/RESULT |
|-----------|------------------------------------|-------|-------------|
| Feb. 14   | SAINT PETER'S                      | ACCNX | W, 6-0      |
| Feb. 15   | CINCINNATI                         | ACCNX | W, 6-4      |
| Feb. 16   | ST. JOHN'S                         | ACCNX | L, 1-11     |
| Feb. 18   | at Georgia Southern                | ESPN+ | W, 4-3      |
| Feb. 21   | OHIO STATE                         | ACCNX | 4 PM        |
| Feb. 22   | OHIO STATE                         | ACCNX | 2 PM        |
| Feb. 23   | OHIO STATE                         | ACCNX | 1 PM        |
| Feb. 25   | GARDNER WEBB                       | ACCNX | 4 PM        |
| Feb. 28   | at #4 Georgia                      | TBA   | 5 PM        |
| Feb. 29   | #4 GEORGIA                         | ACCNX | 2 PM        |
| Mar. 1    | vs. #4 Georgia                     | TBA   |             |
|           | Coolray Field (Lawrenceville, Ga.) |       | 2 PM        |
| Mar. 3    | TENNESSEE TECH                     | ACCNX | 6 PM        |
| Mar. 4    | at Georgia State                   | TBA   | 6 PM        |
| Mar. 6    | VIRGINIA TECH*                     | ACCNX | 7 PM        |
| Mar. 7    | VIRGINIA TECH*                     | ACCNX | 2 PM        |
| Mar. 8    | VIRGINIA TECH*                     | ACCNX | 1 PM        |
| Mar. 10   | at #8 Auburn                       | SEC+  | 7 PM        |
| Mar. 13   | at #12 Florida State               | ACCNX | 6 PM        |
| Mar. 14   | at #12 Florida State               | ACCNX | 6 PM        |
| Mar. 15   | at #12 Florida State               | ACCNX | 1 PM        |
| Mar. 17   | KENNESAW STATE                     | ACCNX | 6 PM        |
| Mar. 18   | GEORGIA SOUTHERN                   | ACCN  | 7 PM        |
| Mar. 20   | #16 DUKE*                          | ACCNX | 7 PM        |
| Mar. 21   | #16 DUKE*                          | RSN   | 2 PM        |
| Mar. 22   | #16 DUKE*                          | RSN   | 12 PM       |
| Mar. 25   | MERCER                             | ACCN  | 7 PM        |
| Mar. 27   | at Clemson                         | ACCNX | 7 PM        |
| Mar. 28   | at Clemson                         | ACCNX | 3 PM        |
| Mar. 29   | at Clemson                         | ACCNX | 1 PM        |
| Mar. 31   | CHARLESTON SOUTH.                  | ACCNX | 6 PM        |
| Apr. 3    | at #16 North Carolina              | ACCNX | 6 PM        |
| Apr. 4    | at #16 North Carolina              | ACCNX | 3 PM        |
| Apr. 5    | at #16 North Carolina              | ACCNX | 1 PM        |
| Apr. 7    | #8 AUBURN                          | ACCN  | 4 PM        |
| Apr. 10   | #15 NC STATE*                      | ACCNX | 7 PM        |
| Apr. 11   | #15 NC STATE*                      | ACCNX | 4 PM        |
| Apr. 12   | #15 NC STATE*                      | ACCN  | 12 PM       |
| Apr. 14   | at Kennesaw State                  | TBA   | 6:30 PM     |
| Apr. 17   | at Pittsburgh                      | ACCNX | 6 PM        |
| Apr. 18   | at Pittsburgh                      | ACCNX | 3 PM        |
| Apr. 19   | at Pittsburgh                      | ACCNX | 1 PM        |
| Apr. 21   | at Mercer                          | ACCNX | 6 PM        |
| Apr. 24   | BOSTON COLLEGE*                    | ACCNX | 7 PM        |
| Apr. 25   | BOSTON COLLEGE*                    | ACCNX | 4 PM        |
| Apr. 26   | BOSTON COLLEGE*                    | ACCNX | 1 PM        |
| May 1     | BOWLING GREEN                      | ACCNX | 7 PM        |
| May 2     | BOWLING GREEN                      | ACCNX | 4 PM        |
| May 3     | BOWLING GREEN                      | ACCNX | 1 PM        |
| May 5     | GEORGIA STATE                      | ACCNX | 6 PM        |
| May 8     | at Virginia                        | ACCNX | 6 PM        |
| May 9     | at Virginia                        | ACCN  | 4 PM        |
| May 10    | at Virginia                        | ACCNX | 1 PM        |
| May 14    | #1 MIAMI*                          | ACCN  | 4 PM        |
| May 15    | #1 MIAMI*                          | ACCNX | 7 PM        |
| May 16    | #1 MIAMI*                          | ACCN  | 12 PM       |
| May 19-24 | ACC Championship (Charlotte, N.C.) |       | TBA         |

All times Eastern Home Games = Gold all caps \* ACC games

Ranks for past/current games = highest ranking at time of game  
Ranks for future games = highest ranking currently

## GAME 5-7: FEB. 21-23 VS. OHIO STATE | ATLANTA, GA.



### GEORGIA TECH YELLOW JACKETS

|               |                           |
|---------------|---------------------------|
| Record        | 3-1                       |
| Ranking       | 19 (D1) / 21 (BA)         |
| Last Season   | 43-19 (19-11 ACC)         |
| Head Coach    | Danny Hall                |
| Career Record | 1,273-669-1 (33rd season) |
| Record at GT  | 1,065-552-1 (27th season) |



### OHIO STATE BUCKEYES

|               |                         |
|---------------|-------------------------|
| Record        | 2-1                     |
| Ranking       | None                    |
| Last Season   | 36-27 (12-12 Big Ten)   |
| Head Coach    | Greg Beals              |
| Career Record | 542-433-1 (18th season) |
| Record at OSU | 299-231-1 (10th season) |

### MATCHUPS AT A GLANCE

| OSU  | OFFENSE      | GT   | OSU  | PITCHING/DEF.  | GT    |
|------|--------------|------|------|----------------|-------|
| .223 | Batting      | .260 | 2.57 | ERA            | 3.00  |
| .330 | Slugging     | .390 | 28.0 | IP             | .36.0 |
| .362 | On-Base Pct. | .358 | 0    | Complete Games | 0     |
| 6    | Doubles      | 9    | 1    | Saves          | 1     |
| 1    | Triples      | 2    | 3.67 | K/BB           | 2.53  |
| 1    | Home Runs    | 1    | .234 | OBA            | .225  |
| 17   | Walks        | 20   | 8    | Errors         | 7     |
| 2-3  | SB-SBA       | 2-3  | 2    | Double Plays   | 3     |

### PROBABLE PITCHERS

**FRI:** GT RHP Jonathan Hughes (R-Sr., 1-0, 1.80 ERA) vs. OSU RHP Garrett Burhenn (So., 0-1, 5.40 ERA)

**SAT:** GT RHP Cort Roedig (So., 0-1, 9.82 ERA) vs. OSU LHP Seth Lonsway (R-So., 1-0, 1.50 ERA)

**SUN:** GT RHP Zach Maxwell (Fr., 0-0, 0.00 ERA) vs. OSU LHP Griffin Smith (Jr., 0-0, 3.00 ERA)

### GAME COVERAGE

| Date    | TV/Stream         | Play-by-Play | Analyst     | Radio        | PxP/Analyst                     |
|---------|-------------------|--------------|-------------|--------------|---------------------------------|
| Feb. 21 | ACC Network Extra | Phil Bush    | Roddy Jones | WREK 91.1 FM | Wiley Ballard/Brandt Plomaritis |
| Feb. 22 | ACC Network Extra | Phil Bush    | Roddy Jones | WREK 91.1 FM | Brandt Plomaritis/Jim Poole     |
| Feb. 23 | ACC Network Extra | Andy Demetra | Roddy Jones | WREK 91.1 FM | Brandt Plomaritis               |

**Live Stats** - buzz.gt/BSB-Stats20 **Twitter** - @GTBaseball | #TogetherWeSwarm

### TOP STORYLINES

- No. 19 Georgia Tech comes off a thrilling come-from-behind victory in the midweek at in-state foe Georgia Southern to host Ohio State on Feb. 21-23 at Russ Chandler Stadium.
- The 19th-ranked Yellow Jackets trailed 3-2 going into the ninth on Tuesday and rallied to win 4-3 thanks to two runs in the top half.
- Youth has shined early for Tech as they've gotten substantial contributions out of its freshman through four games.
- Last week, Tech showcased the first-ever all-freshman battery to start on Opening Day with RHP **Zach Maxwell** and catcher **Jake Holland**. The two worked to allow just one hit over 4.0 innings en route to blanking St. Peter's 6-0.
- At the plate, **Michael Guldberg** continued his assault offensively from a year ago, leading the ACC with a .571 average off eight hits, three doubles and three RBI. He also has failed to strikeout and drawn one walk.
- Also hitting .300 early on is freshman **Andrew Jenkins** (.364) while junior **Luke Waddell** has hit .357 out of leadoff and redshirt senior **Jackson Webb** has hit .300.
- Maxwell will once again draw the start this weekend, pitching Sunday, while RHP **Jonathan Hughes** and RHP **Cort Roedig** move up to Friday and Saturday, respectively.
- This is the first meeting between Georgia Tech and Ohio State since 2013 as the teams have faced off 23 times all-time. Tech has won 7 of the 10 and is 12-3 at home against the Buckeyes.
- Tech head coach **Danny Hall** will face his former Kent State player in Greg Beals, current head coach of the Buckeyes.  
(for more info. see "Georgia Tech-Ohio State Reunion" on p. 2")
- Also pitching well out of the bullpen for Tech this weekend was freshmen RHP **Brody Westbrook**, LHP **Dalton Smith**, RHP **Jackson Arnold** and redshirt junior RHP **Andy Archer**.

## 2020 QUICK FACTS

## GENERAL INFORMATION

|  |  |
|--|--|
| <b>School</b>                          | Georgia Institute of Technology (Georgia Tech) |
| <b>Location</b>                        | Atlanta, Ga. 30332                             |
| <b>Enrollment</b>                      | 32,700   |
| <b>Founded</b>                         | 1885   |
| <b>Nickname</b>                        | Yellow Jackets, Ramblin' Wreck                 |
| <b>Mascot</b>                          | "Buzz" the Yellow Jacket                       |
| <b>Official Colors</b>                 | Tech Gold and White                            |
| <b>Conference</b>                      | Atlantic Coast Conference (ACC)                |
| <b>President</b>                       | Dr. Angel Cabrera                              |
| <b>Faculty Athletic Representative</b> | Dr. Charles L. Isbell, Jr.                     |
| <b>Director of Athletics</b>           | Todd Stansbury                                 |
| <b>Website</b>                         | www.RamblinWreck.com                           |

## BASEBALL STAFF (up to date records)

|  |                          |
|--|--------------------------|
| <b>Head Coach</b>                      | Danny Hall               |
| <b>Alma Mater, Year</b>                | Miami-Ohio, 1977         |
| <b>Office Phone</b>                    | (404) 894-5471           |
| <b>Assistant Coach</b>                 | Danny Borrell (1st year) |
| <b>Alma Mater, Year</b>                | Wake Forest, 2009        |
| <b>Assistant Coach / Recruiting</b>    | James Ramsey (2nd year)  |
| <b>Alma Mater, Year</b>                | Florida State, 2012      |
| <b>Volunteer Coach</b>                 | Dan Jaffe (2nd year)     |
| <b>Alma Mater, Year</b>                | Pacific, 2014            |
| <b>Director of Baseball Operations</b> | Nick Scherer             |
| <b>Director of Player Personnel</b>    | Rick Hubbard             |
| <b>Strength and Conditioning</b>       | Steve Tamborra           |
| <b>Athletic Trainer</b>                | Paul Wolkoff             |
| <b>Equipment Manager</b>               | David McDaniel           |

## HISTORICAL INFORMATION (up to date records)

|   |   |
|---|---|
| <b>Record Since 1895</b>                                  | 2,502-1,598-27 (.606)   |
| <b>Record at Russ Chandler Stadium</b> (1985-present) ... | 944-297-1 (.760)  |
| <b>ACC Regular Season Record</b> (1980-present) ...       | 536-393-2 (.577)  |
| <b>ACC Regular Season Championships (Divisional)</b>      | 8<br>1987, 1993, 1997, 2000, 2004, 2005, (2011, 2019)   |
| <b>ACC Tournament Appearances</b>                         | 39  |
| <b>ACC Tournament Record</b>                              | 81-64 (.559)  |
| <b>ACC Tournament Championships</b>                       | 9<br>1985, 1986, 1987, 1988, 2000, 2003, 2005, 2012, 2014   |
| <b>NCAA Tournament Appearances</b>                        | 32<br>1959, 1971, 1985, 1986, 1987, 1988, 1989, 1990, 1991,<br>1992, 1993, 1994, 1995, 1996, 1997, 1998, 2000, 2001,<br>2002, 2003, 2004, 2005, 2006, 2008, 2009, 2010, 2011,<br>2012, 2013, 2014, 2016, 2019 |
| <b>NCAA Tournament Record</b>                             | 71-63 (.530)  |
| <b>NCAA Super Regional Appearances</b>                    | 5<br>2000, 2002, 2004, 2005, 2006   |
| <b>College World Series Appearances</b>                   | 3<br>1994 (2nd), 2002 (T-5th), 2006 (T-7th)   |
| <b>College World Series Record</b>                        | 4-5 (.444)  |

## STADIUM INFORMATION

|                         |  |
|-------------------------|--|
| <b>Name</b>             | Russ Chandler Stadium                            |
| <b>Year Opened</b>      | 1985   |
| <b>Year Renovated</b>   | 2001   |
| <b>Capacity</b>         | 3,718  |
| <b>Dimensions</b>       | 329-382-390-350-334                              |
| <b>Fence Height</b>     | 10 feet  |
| <b>Press Box Number</b> | (404) 894-3167                                   |
| <b>Address</b>          | Fowler Street & Fifth Street, Atlanta, Ga. 30332 |

## 2020 TEAM INFORMATION

|  |       |
|--|-------|
| <b>Lettermen (R/L)</b>                 | 18/12 |
| <b>Starting Position Players (R/L)</b> | 6/3   |
| <b>Starting Pitchers (R/L)</b>         | 1/3   |
| <b>Newcomers</b>                       | 17    |

## 2019 YEAR IN REVIEW

|                       |              |
|-----------------------|--------------|
| <b>Overall Record</b> | 43-19        |
| <b>ACC Record</b>     | 19-11        |
| <b>ACC Finish</b>     | 1st, Coastal |
| <b>ACC Tournament</b> | 3-1          |
| <b>Final Ranking</b>  | 17           |

• Smith won the decision victory on Opening Day, before keeping his 0.00 ERA with 3.1 clutch innings without an earned run on Tuesday.

• Archer worked to a career-long four-inning save, punching out a career-high seven batters in his return to the mound from injury.

• In addition to the surplus of seasoned veterans, Georgia Tech also brings in a host of talent from the No. 4 recruiting class in the country, according to *Perfect Game*.

## 2020 FRESHMEN FROM NO. 4 RECRUITING CLASS

| Name            | Hometown                  | Position |
|-----------------|---------------------------|----------|
| Jackson Arnold  | Auburn, Ala.              | RHP      |
| Drew Compton    | Berkeley Heights, N.J.    | INF      |
| Will Coquillard | Pacific Palisades, Calif. | RHP      |
| Jackson Finley  | Richmond Hill, Ga.        | RHP      |
| John Giesler    | Marietta, Ga.             | INF      |
| Tres Gonzalez   | Sandy Springs, Ga.        | OF       |
| Jake Holland    | Clermont, Fla.            | C        |
| Jadyn Jackson   | Sugar Hill, Ga.           | INF      |
| Andrew Jenkins  | Atlanta, Ga.              | INF      |
| Ben King        | Calhoun, Ga.              | LHP      |
| Zach Maxwell    | Acworth, Ga.              | RHP      |
| Stephen Reid    | Berkeley Heights, N.J.    | OF       |
| Josiah Siegel   | Woodstock, Ga.            | LHP      |
| Dalton Smith    | Valdosta, Ga.             | LHP      |
| Harrison Thiel  | Parrish, Fla.             | INF      |
| Brody Westbrook | Cumming, Ga.              | RHP      |

• **Tres Gonzalez** and Maxwell were both selected in the 2019 MLB Draft but chose to attend Georgia Tech. Maxwell was taken in the 30th round by the New York Yankees and Gonzalez was selected in the 37th round by the Dodgers.

• **Drew Compton** was named the fifth-best freshman position player by *D1Baseball* and the 12th-best overall, while Maxwell came in as the 60th-best freshman overall.

## GEORGIA TECH-OHIO STATE REUNION

• The Georgia Tech-Ohio State series will feature a reunion for head coaches **Danny Hall** and Greg Beals.

• Beals played for Hall from 1989-91 at Kent State.

• Beals is one of seven former assistant coaches or players for Hall that are currently Division I head coaches or assistant head coaches.

• Hall spent six seasons at Kent State (1988-1993) prior to becoming Georgia Tech's skipper.

• He amassed a 208-117 (.640) record with the Golden Flashes and led them to back-to-back MAC Championships and NCAA Regional bids, earning two MAC Coach of the Year honors (1992, 1993).

## DANNY BORRELL

• After bringing on new additions **James Ramsey** and **Dan Jaffe** for the 2019 season, Georgia Tech has also brought in highly touted **Danny Borrell** from the New York Yankees organization.

• Borrell spent 18 years in the Yankees organization as both a pitcher and New York's pitching coordinator for its world-renowned farm system.

• Statistically, the Yankees have been the best pitching organization in baseball during the last three seasons.

• Borrell played three seasons in the ACC, winning two ACC Championships at Wake Forest (1998-00).

## STRENGTH-OF-SCHEDULE

• Since the beginning of the 2019 year, head coach Danny Hall has talked frequently about how the non-conference schedule needs to be a test and 2020 is no different.

• One year after having the toughest strength-of-schedule in the Atlantic Coast Conference, Tech once again will play many of the top teams in the country.

• In the preseason polls, eight opponents are ranked in the top 25, including No. 5 Georgia and No. 24 Ohio State, who are two of the first three weekends to the season.

• Last season, Tech was one of only five top-15 strength-of-schedule teams to post a 40-win season, getting 12 wins vs. RPI top-25 teams, 19 against top-50 and going 26-13 against ACC and SEC teams combined.

## CARDIAC JACKETS

• Georgia Tech baseball has been in for exciting baseball the last two seasons, posting a 10-5 record in one-run games in 2019.

• With a dramatic 4-3 win on Tuesday, Tech is 1-0 this year.

• Since 2002, Tech has posted a .586 win percentage in one-run games.

## GT BASEBALL RECORD IN ONE-RUN GAMES

## - SINCE 2002

| Year         | Record        | Pct.        |
|--------------|---------------|-------------|
| 2020         | 1-0           | 1.000       |
| 2019         | 10-5          | .667        |
| 2018         | 4-5           | .444        |
| 2017         | 3-9           | .250        |
| 2016         | 8-5           | .615        |
| 2015         | 9-3           | .750        |
| 2014         | 8-10          | .444        |
| 2013         | 8-6           | .571        |
| 2012         | 9-7           | .563        |
| 2011         | 5-5           | .500        |
| 2010         | 5-2           | .714        |
| 2009         | 7-3           | .700        |
| 2008         | 9-4           | .692        |
| 2007         | 5-5           | .500        |
| 2006         | 9-6           | .600        |
| 2005         | 9-9           | .500        |
| 2004         | 10-5          | .667        |
| 2003         | 7-4           | .636        |
| 2002         | 10-3          | .769        |
| <b>TOTAL</b> | <b>136-96</b> | <b>.586</b> |

## IT STARTS AT HOME...

• "It Starts at Home" has been the offseason motto for Georgia Tech, putting an emphasis on getting victories at Russ Chandler Stadium after going 26-11 in 2019. Since 1985, Tech has won a whopping .760 percent of its games at home (944-297-1).

• In 2019, Tech recorded 44 home runs at home outscored its opponents 292-189 overall.

• En route to leading the ACC through the regular season last year in hitting, Tech's offense hit .310 at home last year, their second-straight year hitting .300 at Russ Chandler Stadium.

• Since 2002, Tech has only hit below .300 at home in one season – 2017.

• Meanwhile, the pitching staff held its foes to a .260 average with a 4.33 ERA and struck out 329 batters compared to just 119 walks over 334.2 innings of work at home.

## OFFENSE

• Georgia Tech baseball has continued its annual tradition last season of being one of the top offensive ACC teams in the country and it will look to do the same in 2020.

• In the regular season, Tech led the ACC in hitting .297 with an on-base percentage of .406. It was also second in slugging at .449.

• As a team, Tech is third in the country and leading the ACC in sacrifice flies with six already on the year.

• Leading the way early in 2020 is the leader from 2019 in **Michael Guldberg**. He leads the ACC in hitting entering Week 2 at .571, knocking three doubles and three RBI.

• Through 14 at-bats, Guldberg has yet to strikeout. Also having yet to strikeout is **Jackson Webb** (10 at-bats).

• Last year, Guldberg was at the top of the six Yellow Jackets to bat .300 with a gaudy .355 average on the year. Guldberg was relegated to designated hitter duties while completing his shoulder rehab but has returned in left field.

• With the exit of Tristin English and Kyle McCann by way of the MLB Draft, Tech's offense may create offense in different ways this season.

• Where there is no lacking in power is junior outfielder **Baron Radcliff**. Radcliff is the leading home run returner as he walloped 12 home runs last season.

• Radcliff was named one of country's biggest "Sleeping Giants" ahead of a potential breakout year.

• Also breaking out in 2020 so far has been freshman designated hitter **Andrew Jenkins** and first baseman **Drew Compton**. Jenkins hit .364 for a double and an RBI last week while Compton hit .200 with a massive home run in his first collegiate plate appearance.

• Compton is tied for 10th in the country is second in the ACC with an impressive six walks.

• Tech will also return one of the top table setters in the country in junior shortstop **Luke Waddell**.

• To start the year, Waddell has once again looked strong, hitting .357 with five hits, a double, a triple, an RBI and just one strikeout, while drawing a walk.

• Last season, Waddell raised his average almost 40 points, finishing at .322 for the season from the leadoff spot. He finished with 75 hits, 12 doubles, two triples and two home runs for 34 RBI, scoring 57 times himself.

• Waddell became the fourth Yellow Jacket since 1980 to be voted a solo captain by his teammates for the 2020 season, becoming the first since 1991 when GT Hall of Famer Doug Creek earned the honor.

• Waddell was selected in the 32nd round of the MLB Draft by the Arizona Diamondbacks as a draft-eligible sophomore but chose to return to Tech for his junior year.

## INFELDERS

• Georgia Tech baseball returns a tremendous percentage of its defensive production from last season's infield in third baseman **Jackson Webb**, shortstop **Luke Waddell** and second baseman **Austin Wilhite**.

• Webb especially shined defensively, taking over the hot corner full-time during the year, making just 47 starts in 2019. Nonetheless, he hit .312 for the season for 39 hits, five doubles, two triples and a homer for 19 RBI.

• A menace on the base paths, he also led the team with 13 stolen bases on the year (13-for-15) and held a .949 fielding percentage at third.

• Waddell moved to shortstop full-time during the season as well but instantly made his way toward becoming a nationally lauded defender, getting named a finalist for the Brooks Wallace Shortstop of the Year award.

• Waddell was the third-toughest to strikeout in the ACC a year ago, averaging 10.6 at-bats per strikeout and striking out in back-to-back games just twice all season.

• As the leadoff man, he reached base in a team-best 39 consecutive games toward the end of the season.

• Waddell spent his offseason with the USA Baseball Collegiate National Team in Japan.

• He was the first Yellow Jacket selected to the Collegiate National Team since Derek Dietrich in 2008.

• Waddell helped Team USA to eight wins in Japan, hitting .320 for 16 hits, three doubles and five RBI while playing third base.

• Waddell's move to short created one of the top middle-infielder combos in America with **Austin Wilhite** at second base.

• Wilhite came in clutch again when he blooped a single into the fog at Georgia Southern to put the tying run in scoring position in the top of the ninth.

• Despite batting just .266 for 2019, Wilhite came through in clutch situation while also behind a force in double plays. He amassed 41 double plays with a .966 fielding percentage in 2019.

• Wilhite currently ranks 10th since 2002 in Georgia Tech history with 103 double plays turned in his career.

MOST DOUBLE PLAYS TURNED, CAREER  
-- GT HISTORY, SINCE 2002

| DP's           | Player                | Years               |
|----------------|-----------------------|---------------------|
| 1. 180         | Mott Hyde             | 2011-14             |
| 2. 165         | Wade Bailey           | 2015-18             |
| 3. 155         | Connor Justus         | 2014-16             |
| 4. 153         | Thomas Smith          | 2012-15             |
| 5. 142         | Tony Plagman          | 2007-10             |
| 6. 123         | Tyler Greene          | 2003-05             |
| 7. 114         | Eric Patterson        | 2002-04             |
| 8. 113         | Tristin English       | 2016-19             |
| 9. 104         | Whit Robbins          | 2004-06             |
| <b>10. 103</b> | <b>Austin Wilhite</b> | <b>2017-Present</b> |

• Finishing just behind Webb, Wilhite was also dangerous on the base paths, stealing 12 on the year and getting caught just once.

• A new face will be behind the dish for the second year in a row as #CatcherU continues to turn out pros in Kyle McCann and Joey Bart.

• Georgia Tech currently has three catchers on its roster in juniors **Cameron Turley** and **Jamie Taylor** and freshman **Jake Holland**.

## JACKETS IN THE POLLS

| WEEK      | BA | CB | USA | NCBWA | D1 | PG |
|-----------|----|----|-----|-------|----|----|
| Preseason | 21 | 28 | 22  | 22    | 19 | -  |
| Feb. 17   | 21 | 29 | 22  | 22    | 19 | -  |
| Feb. 24   |    |    |     |       |    |    |
| Mar. 3    |    |    |     |       |    |    |
| Mar. 10   |    |    |     |       |    |    |
| Mar. 17   |    |    |     |       |    |    |
| Mar. 24   |    |    |     |       |    |    |
| Mar. 31   |    |    |     |       |    |    |
| Apr. 7    |    |    |     |       |    |    |
| Apr. 14   |    |    |     |       |    |    |
| Apr. 21   |    |    |     |       |    |    |
| Apr. 28   |    |    |     |       |    |    |
| May 5     |    |    |     |       |    |    |
| May 12    |    |    |     |       |    |    |
| May 19    |    |    |     |       |    |    |
| May 26    |    |    |     |       |    |    |
| June 1    |    |    |     |       |    |    |
| June 19   |    |    |     |       |    |    |

BA = Baseball America, CB = Collegiate Baseball, USA = USA Today,

NCBWA = NCBWA, D1 = D1Baseball.com, PG = Perfect Game

N/A = poll not out before release of notes

rv = receiving votes

## 2020 ACC STANDINGS

| COASTAL DIVISION    | ACC      | OVERALL    |
|---------------------|----------|------------|
| North Carolina      | -        | 5-0        |
| Miami               | -        | 4-0        |
| <b>GEORGIA TECH</b> | <b>-</b> | <b>3-1</b> |
| Pitt                | -        | 3-1        |
| Duke                | -        | 3-1        |
| Virginia            | -        | 2-2        |
| Virginia Tech       | -        | 1-2        |
| ATLANTIC DIVISION   | ACC      | OVERALL    |
| NC State            | -        | 4-0        |
| Clemson             | -        | 4-0        |
| Wake Forest         | -        | 3-1        |
| Florida State       | -        | 3-1        |
| Boston College      | -        | 3-1        |
| Notre Dame          | -        | 2-1        |
| Louisville          | -        | 1-3        |

## OFFENSE

- Turley caught 12 games and made two starts behind the dish last season, while Taylor made one start at catcher in 10 appearances.
- Holland took part in the first all-freshman battery on Opening Day in program history when he caught for frosh RHP **Zach Maxwell** on Feb. 14 vs. St. Peter's.
- Holland joins the Jackets as the No. 2-ranked catcher in the state of Florida and the 10th-best catcher in the country, according to *Perfect Game*. He was ranked as the 112th best player overall by PG with "big potential power" at the plate.
- Holland was fantastic defensively behind the plate during Opening Weekend, catching three of the four stolen-base attempts and making a #SCTop10 play at home in a 8-6-2 relay to keep Cincinnati from adding a run.
- Holland was excellent on Tuesday against Ga. Souther, going 2-for-4 with a double
- Also new will be **Drew Compton** in the infield, who will see a lot of time at first base with the departure of Tristin English to the MLB.
- Compton was rated as the No. 5 overall recruit in the country by Perfect Game and the top third-baseman in New Jersey.
- Compton shined early with a home run in his first collegiate plate appearance, making him the third Yellow Jacket since 2015 to homer in his first plate appearance.

## PLAYERS TO HOME RUN IN FIRST COLLEGE PLATE APPEARANCE -- GT HISTORY, SINCE 2015

| Pos.  | Player           | Opponent - Year    |
|-------|------------------|--------------------|
| 1. 1B | Drew Compton     | St. Peter's - 2020 |
| 2. OF | Michael Guldborg | Dartmouth - 2018   |
| 3. 3B | Blake Jackson    | St. John's - 2015  |

- *D1Baseball* rated him as the fifth-best impact freshman nationally among position players and the 12th-best freshman overall.

TOP 150 IMPACT FRESHMAN FOR 2020  
-- D1BASEBALL

| Pos.     | Player                   | School         |
|----------|--------------------------|----------------|
| 1. LHP   | Hunter Barco             | Florida        |
| 2. RHP   | Jack Leiter              | Vanderbilt     |
| 3. LHP   | Nate Savino              | Virginia       |
| 4. RHP   | Bryce Osmond             | Oklahoma State |
| 5. 3B/SS | Josh Rivera              | Florida        |
| 6. LHP   | Steven Hajjar (redshirt) | Michigan       |
| 7. SS    | Brooks Lee               | Cal Poly       |
| 8. LHP   | Cooper Benson            | Arizona State  |
| 9. LHP   | Connor Prielipp          | Alabama        |
| 10. SS   | Jose Torres              | NC State       |
| 11. OF   | Chris Newell             | Virginia       |
| 12. 1B   | Drew Compton             | Georgia Tech   |

## OUTFIELDERS

- Georgia Tech will also return a large portion of its outfield trio in **Colin Hall** and **Baron Radcliff**.
- In addition to being a stalwart left fielder last season, Hall also finished as one of six Yellow Jackets to hit .300, finishing at .307 in 2019.
- Hall finished with 74 hits, 18 doubles and four homers -- including a huge insurance home run off the batters eye against Coastal Carolina in the NCAA Atlanta Regional.

- He finished third on the team with 22 multi-hit games and 12 multi-RBI games for the season.

- In right field last year, Radcliff took off like gangbusters, both at the plate and in right field en route to a 2019 second-team All-ACC selection.

- Not lacking any power, Radcliff is the leading home run returner as he homoloped 12 home runs last season.

- While not stealing often, his speed led to a perfect 6-for-6 in stolen bases last season.

- Radcliff was named one of country's biggest "Sleeping Giants" ahead of a potential breakout year.

- Returning to the outfield after a season of rehab is **Michael Guldborg**, who happened to lead Tech with a gaudy .355 average in 2019 to lead the team and finish second in the ACC.

- Guldborg currently leads the ACC with a .571 batting average and no strikeouts through four games.

- Guldborg's career average of .368 is currently on pace to rank in the top-15 of Georgia Tech's all-time career leaders.

BATTING AVERAGE LEADERS, CAREER  
(MIN. 200 AB) -- GT HISTORY

| Avg.      | Player (ABs)                  | Years               |
|-----------|-------------------------------|---------------------|
| 1. .4364  | Tom Angley (291)              | 1925-27             |
| 2. .4235  | Doug Wycoff (255)             | 1924-26             |
| 3. .4091  | Mark Teixeira (528)           | 1999-01             |
| 4. .3960  | Charlie Blackmon (250)        | 2007-08             |
| 5. .3858  | Scott Jordan (762)            | 1982-85             |
| 6. .3840  | Jason Varitek (914)           | 1991-94             |
| 7. .3765  | Richard Lewis (688)           | 1999-01             |
| 8. .3720  | Nomar Garciaparra (672)       | 1992-94             |
| 9. .3701  | Cam Bonifay (462)             | 1971-74             |
| 10. .3692 | Mike Fowler (474)             | 1986-87             |
| — .3676   | <b>Michael Guldborg (272)</b> | <b>2018-Present</b> |
| 11. .3672 | Riccardo Ingram (482)         | 1985-87             |
| 12. .3657 | Mark Fischer (741)            | 1995-97             |
| 13. .3656 | Jay Payton (785)              | 1992-94             |
| 14. .3594 | Matt Wieters (704)            | 2005-07             |
| 15. .3557 | Chris Morgan (402)            | 1983-84             |
| 16. .3552 | Heath Honeycutt (549)         | 1996-98             |
| 17. .3540 | Randy Carroll (226)           | 1965-66             |
| 18. .3529 | Doug Ibele (374)              | 1976-79             |
| 19. .3528 | Bryan Prince (788)            | 1998-01             |
| 20. .3523 | Michael Wolff (457)           | 1990-92             |

- Guldborg's career on-base percentage of .460 is also one of the best at Georgia Tech since 2002.

ON-BASE PERCENTAGE, CAREER  
(MIN. 200 AB) -- GT HISTORY, SINCE 2002

| OB%      | Player (ABs)                  | Years               |
|----------|-------------------------------|---------------------|
| 1. .477  | Matt Wieters (704)            | 2005-07             |
| 2. .469  | Charlie Blackmon (250)        | 2007-08             |
| 3. .459  | <b>Michael Guldborg (272)</b> | <b>2018-Present</b> |
| .459     | Danny Payne (660)             | 2005-07             |
| 5. .454  | Jeff Kindel (499)             | 2002-06             |
| 6. .442  | Matthew Boggs (234)           | 2002                |
| 7. .439  | Whit Robbins (553)            | 2004-06             |
| 8. .433  | Kyle McCann (532)             | 2017-19             |
| 9. .432  | Derek Dietrich (703)          | 2008-10             |
| 10. .429 | Brandon Thomas (709)          | 2010-13             |

- Guldborg hauled in a bunch of awards last year that included first-team Academic All-America, second-team All-Region, third-team All-ACC and selection to the 2019 ACC All-Tournament team.

- Coming on in a big way during the Georgia Southern game on Tuesday was freshman **Tres Gonzalez**.

- Pinch hitting in the seventh and eventually going in to play center field, Gonzalez rocketed a double to begin to break the ice off the Jackets' offense.

- The biggest play of the game, however, would come when Gonzalez beat out a would-be double play that would've ended the game to score the runner from third and tie the game at three runs apiece.

- It was the first RBI of his college career.

## PITCHING

• One of the main reason for their success has been the Yellow Jacket's pitching staff living up to the early preseason hype of having highly regarded prospects and the depth the back them up on the mound.

• Returning on the mound for Tech is RHP **Jonathan Hughes** and RHP **Cort Roedig**, as well as LHP **Luke Bartnicki**.

• Tech will be without the services of RHP **Brant Hurter**, who led the team with a 2.42 ERA, for most of the year as he recovers from Tommy John Surgery underwent last season.

• Hughes was commanding in his first start since Feb. 17, 2018 (vs. Bradley), going 5.0 innings and allowing just one run and no walks in his longest outing since March 2017.

• Hughes played an intricate role to the bullpen last season, making 26 appearances and finishing with a 9-2 record off a 5.09 ERA.

• Hughes was named an "Impact Senior" by *Perfect Game* as he potentially transitions from bullpen anchor to potential ace.

• Hughes was a second-round draft pick out of high school by the Baltimore Orioles but chose to attend Tech instead.

• Stepping up in a huge way last year as a freshman was Roedig, who, in the wake of several injuries, assumed the weekend starts as a freshman and found his footing by the postseason, allowing just three hits with a 1.08 ERA and .115 OBA in his two tournament starts -- ACC Championship Game and NCAA Regional elimination game.

• Frosh righty **Zach Maxwell** getting the nod on Feb. 14 made him the second true freshman to start Opening Day for the Yellow Jackets on the mound since Kris Wilson in 1995 (Xzavion Curry - 2017).

### TRUE FRESHMAN PITCHERS STARTING OPENING DAY -- GT HISTORY, SINCE 1967

| Player        | Opponent            | Year |
|---------------|---------------------|------|
| Zach Maxwell  | St. Peter's         | 2020 |
| Xzavion Curry | BYU                 | 2017 |
| Kris Wilson   | Charleston Southern | 1995 |

• Maxwell was a presence in his 4.0 innings to start, allowing just one hit and punching out five hitters, holding St. Peter's to a .077 batting average.

• Maxwell was rated as the No. 5 RHP in the state of Georgia and the 10th-best player overall by *Perfect Game*.

• Nationally, PG rated him as the No. 28 RHP in the country.

• He was selected in the 30th round by the New York Yankees but elected to attend Georgia Tech.

• Last season, the staff ranked first in the ACC and 30th in the country in walks allowed per nine innings (3.31).

• Tech also ranked third in the ACC and 27th nationally in strikeout-to-walk ratio with a 1.05.

• Two seasons after Tech started a freshmen or sophomore in 45 of its 58 games, the Jackets may once again be led by youth.

### MOST PITCHING STARTS BY UNDERCLASSMEN IN 2018, BY PERCENTAGE -- POWER 5 CONFERENCES

| Percentage | Team         | Conference |
|------------|--------------|------------|
| 1. 92%     | Georgia Tech | ACC        |
| 92%        | Northwestern | Big Ten    |
| 3. 86%     | Baylor       | Big 12     |
| 4. 76%     | Michigan     | Big Ten    |

\* research courtesy of College Baseball Analytics

• A big get for the experience of the pitching staff is the return of RHP **Andy Archer**, who missed last season with a non-Tommy John elbow injury.

• Archer didn't disappoint in his first appearance pitching career-bests in 4.0 innings and seven strikeouts for the save against Cincinnati, holding hitters to just a .154 average.

• Archer was named to the Stopper of the Year preseason watch list.

• In 26 appearances and 47.0 innings of work in 2018, he worked to a 3.64 ERA, recorded three saves and a 4-0 overall record.

• Georgia Tech will also look to another bullpen anchor in Bartnicki to make strides in his sophomore year.

• Bartnicki made his first start of his collegiate career on Tuesday at Ga. Southern where he allowed just one earned run and three hits in 4.0 innings, striking out three.

• Last year, Bartnicki made 29 appearances as a large component out of the bullpen -- good for 10th in the ACC -- and finished with 32.1 innings of work, 23 earned runs for a 6.40 ERA.

• Also impressing out of the bullpen was a host of young guns and the return of several vets.

• Freshmen **Brody Westbrooks**, **Dalton Smith**, **Jackson Arnold** and **Ben King** all work shutout appearances with at least an inning of work, while junior **Hugh Chapman** also put in 1.0 scoreless.

• Smith worked to the decision victory by going 2.0 scoreless innings on Feb. 14 against St. Peter's, striking out three hitters and walking zero.

• Smith once again dominated out of the pen on Tuesday at Ga. Southern, maintaining his 0.00 ERA with 3.1 innings without an earned run, punching out four and allowing just three hits.

• His one walk of the year through 5.1 innings was an intentional walk.

• The story of Tuesday's thrilling win over Ga. Souther was **Sam Crawford**. After not making the 35-man roster his first two years, Crawford maintained persistence and stayed at Georgia Tech, working his way onto the roster this season.

• After 0.2 innings against St. John's with the game already out of reach, Crawford came into the bottom of the eighth with runners on the corners and two outs and slammed the door shut with 1.1 innings of no-hit ball to close, punching out three overall for the win.

• Freshmen **Josiah Siegel** has also pitched one-hit appearances at 0.2 innings apiece.

### DANNY BORRELL

• New this year to Georgia Tech is pitching coach Danny Borrell, who arrives on The Flats after 18 years in the New York Yankees organization as both a player and the pitching coordinator for their world-renowned farm system.

• Borrell became the youngest pitching coordinator in the MLB when hired in 2015 by the Yankees, where he led approximately 180 pitchers per year and 11 pitching coaches over nine minor league affiliates.

• Borrell helped lead the Yankees to be the best pitching organization in baseball statistically.

• In total, he developed 34 Big Leaguers during his tenure with New York -- including MLB All-Stars Dellin Betances and Luis Severino.

• Borrell was drafted by the Yankees in 2000 after a standout career at Wake Forest.

• A two-way player at Wake, Borrell earned freshman All-America and second-team All-America honors en route to leading the Demon Deacons to two ACC titles (1998, 1999).

• He finished his career 10-8 on the mound in 24 starts with a 6.21 ERA, while batting a career .336 with 37 homers and 174 RBI -- both still tied for 10th in Wake Forest history.

### GAME SCORE

• Game Score is a metric devised by Bill James and later evolved by Tom Tango to determine the strength of a pitcher in any particular baseball game.

• Game Score correlates strongly with winning percentage, so that a pitcher with an average Game Score of 60 can be expected to win approximately 60 percent of the time.

• Georgia Tech returns three pitchers that accounted for eight of the top-15 Game Scores last season.

### 2019 TOP GAME SCORE, GT PITCHERS

| Player             | Opponent         | Game Score |
|--------------------|------------------|------------|
| 1. Connor Thomas   | Pittsburgh       | 99         |
| 2. Connor Thomas   | Louisville       | 89         |
| 3. Brant Hurter    | Northwestern     | 87         |
| Brant Hurter       | Boston College   | 87         |
| 5. Connor Thomas   | Notre Dame       | 82         |
| 6. Cort Roedig     | Kennesaw State   | 77         |
| 7. Amos Willingham | Georgia State    | 75         |
| 8. Connor Thomas   | West Virginia    | 73         |
| 9. Connor Thomas   | Northwestern     | 72         |
| 10. Brant Hurter   | Virginia         | 69         |
| Jonathan Hughes    | Virginia Tech    | 69         |
| 12. Connor Thomas  | Virginia         | 68         |
| Amos Willingham    | Georgia          | 68         |
| 14. Cort Roedig    | Western Carolina | 67         |
| Jonathan Hughes    | NC State *       | 67         |
| 15. Cort Roedig    | North Carolina ^ | 65         |

^ ACC Championship Game

\* ACC Tournament Semifinals

### 2020 TOP GAME SCORE, GT PITCHERS

| Player          | Opponent    | Game Score |
|-----------------|-------------|------------|
| 1. Zach Maxwell | St. Peter's | 67         |

## MISCELLANEOUS

## ATOP THE CONFERENCE

- Georgia Tech baseball ranks among the most prolific winners in ACC history.

## MOST ACC TOURNAMENT TITLES, SINCE 2000

|                     | Titles   | Years                               |
|---------------------|----------|-------------------------------------|
| <b>Georgia Tech</b> | <b>5</b> | <b>2000, 2003, 2005, 2012, 2014</b> |
| Florida State       | 5        | 2002, 2004, 2010, 2015, 2017        |
| North Carolina      | 3        | 2007, 2013, 2019                    |
| Clemson             | 2        | 2006, 2016                          |
| Virginia            | 2        | 2009, 2011                          |

## MOST ACC REGULAR-SEASON, DIVISIONAL TITLES SINCE 2000

|                     | Titles   | Regular-Season Years (Divisional)                                  |
|---------------------|----------|--|
| Florida State       | 11       | 2001, 2002, 2003 (2007, 2008, 2009, 2010*, 2011, 2012, 2013, 2014) |
| North Carolina      | 6        | (2006, 2007, 2009, 2012, 2013, 2017)                               |
| <b>Georgia Tech</b> | <b>5</b> | <b>2000, 2004, 2005 (2011, 2019)</b>                               |
| Miami               | 4        | (2008, 2014, 2015, 2016)   |
| Louisville          | 4        | (2015, 2016, 2017, 2019)   |

\*co-champion

- This season, Tech will play nine of its 10 most-faced opponents all-time.

## GEORGIA TECH'S MOST COMMON OPPONENTS

|                       | Games      | First Meeting | Series Record              |
|-----------------------|------------|---------------|----------------------------|
| <b>Georgia</b>        | <b>376</b> | <b>1898</b>   | <b>UGA leads 211-163-2</b> |
| <b>Auburn</b>         | <b>240</b> | <b>1897</b>   | <b>AU leads 124-111-5</b>  |
| <b>Clemson</b>        | <b>229</b> | <b>1902</b>   | <b>CU leads 115-111-3</b>  |
| <b>Mercer</b>         | <b>170</b> | <b>1897</b>   | <b>GT leads 114-56</b>     |
| <b>North Carolina</b> | <b>142</b> | <b>1901</b>   | <b>GT leads 78-64</b>      |
| <b>Ga. Southern</b>   | <b>135</b> | <b>1947</b>   | <b>GT leads 104-31</b>     |
| <b>Virginia</b>       | <b>133</b> | <b>1924</b>   | <b>GT leads 75-56-2</b>    |
| <b>Duke</b>           | <b>133</b> | <b>1903</b>   | <b>GT leads 95-38</b>      |
| <b>NC State</b>       | <b>130</b> | <b>1921</b>   | <b>GT leads 74-56</b>      |
| Wake Forest           | 117        | 1898          | GT leads 73-43-1           |

\* bold denotes an opponent on the 2020 schedule

- Only 21 teams finished 2019 with a winning record vs. RPI top-50 teams.

## TEAMS WITH WINNING RECORDS VS. TOP-50 RPI

| Teams               |
|---------------------|
| Arizona State       |
| Arkansas            |
| Baylor              |
| Clemson             |
| Creighton           |
| East Carolina       |
| Georgia             |
| <b>GEORGIA TECH</b> |
| Indiana             |
| Louisville          |
| LSU                 |
| Mississippi State   |
| North Carolina      |
| Ole Miss            |
| Oregon State        |
| Stanford            |
| Texas A&M           |
| Texas Tech          |
| UCLA                |
| Vanderbilt          |
| Wright State        |



## 2020 ACC PRESEASON POLL

## OVERALL CHAMPION

Louisville

## ATLANTIC DIVISION

## POINTS

|                    |    |
|--------------------|----|
| 1. Louisville (13) | 97 |
| 2. Florida State   | 79 |
| 3. NC State        | 68 |
| 4. Clemson (1)     | 52 |
| Wake Forest        | 52 |
| 6. Boston College  | 27 |
| 7. Notre Dame      | 17 |

(first-place votes)

## COASTAL DIVISION

## POINTS

|                            |           |
|----------------------------|-----------|
| 1. Miami (12)              | 93        |
| 2. North Carolina (1)      | 68        |
| <b>3. Georgia Tech (1)</b> | <b>66</b> |
| 4. Duke                    | 65        |
| 5. Virginia                | 55        |
| 6. Virginia Tech           | 27        |
| 7. Pitt                    | 18        |

(first-place votes)


## 2020 HONORS

## ANDY ARCHER

Stopper of the Year preseason watch list (Feb. 10)

## 2020 RECORD BREAKDOWN

|                                    | ACC | Overall |
|------------------------------------|-----|---------|
| Overall                            | -   | 3-1     |
| Home                               | -   | 2-1     |
| Road                               | -   | 1-0     |
| Neutral                            | -   | -       |
| Day Games                          | -   | 2-1     |
| Night Games (6 p.m. or later)      | -   | 1-0     |
| Yellow Jackets Score First         | -   | 2-0     |
| Opponent Scores First              | -   | 1-1     |
| Yellow Jackets Score in 1st inning | -   | 1-0     |
| Walk-off Victories                 | -   | 0-0     |
| As a Ranked Team (All Polls)       | -   | 3-1     |
| vs. Ranked Team (All Polls)        | -   | -       |
| TV/ESPN3/ACC Network Extra Game    | -   | 3-1     |
| vs. LHP (starter)                  | -   | 0-0     |
| vs. RHP (starter)                  | -   | 3-1     |
| Yellow Jacket Starter 6+ IP        | -   | -       |
| Yellow Jacket Starter 7+ IP        | -   | -       |
| Yellow Jacket Starter 8+ IP        | -   | -       |
| Hitting A Home Run                 | -   | 1-0     |
| Not Hitting A Home Run             | -   | 2-1     |
| Out Hit Opponent                   | -   | 3-0     |
| Get Out Hit By Opponent            | -   | 0-1     |
| Equal Number of Hits               | -   | 0-0     |
| February                           | -   | 3-1     |
| March                              | -   | -       |
| April                              | -   | -       |
| May                                | -   | -       |
| June                               | -   | -       |
| Monday                             | -   | -       |
| Tuesday                            | -   | 1-0     |
| Wednesday                          | -   | -       |
| Thursday                           | -   | -       |
| Friday                             | -   | 1-0     |
| Saturday                           | -   | 1-0     |
| Sunday                             | -   | 0-1     |
| One-Run Games                      | -   | 1-0     |
| Two-Run Games                      | -   | 1-0     |
| Three-Run Games                    | -   | -       |
| Four+ Run Games                    | -   | 1-1     |
| Leading After 6                    | -   | 2-0     |
| Trailing After 6                   | -   | 1-1     |
| Tied After 6                       | -   | -       |
| Leading After 7                    | -   | 2-0     |
| Trailing After 7                   | -   | 1-1     |
| Tied After 7                       | -   | -       |
| Leading After 8                    | -   | 2-0     |
| Trailing After 8                   | -   | 1-1     |
| Tied After 8                       | -   | -       |
| Shutouts                           | -   | 1-0     |
| Extra Innings                      | -   | -       |
| Score 0-5 Runs                     | -   | 1-1     |
| Score 6+ Runs                      | -   | 2-0     |
| Allow 0-5 Runs                     | -   | 3-0     |
| Allow 6+ Runs                      | -   | 0-1     |
| Commit 0 Errors                    | -   | 1-0     |
| Commit 1 Error                     | -   | 0-0     |
| Commit 2+ Errors                   | -   | 2-1     |



## HALL OF FAME COACH

- **Danny Hall** is in his 27th season at Georgia Tech and his 33rd overall as a head coach in 2020. He is the winningest baseball coach in Tech history with 1,065 wins.
- Hall, who won his 1,200th career game on February 24, 2018 and his 1,000th win at Georgia Tech on March 20, 2018, stands fifth among active Division I coaches in career victories entering the 2020 season.
- Last year, Hall earned his fourth ACC Coach of the Year honor.
- In his career – both as an assistant and head coach – Hall has been part of over 1,600 victories and seven trips to the College World Series.
- Hall has led Tech to the NCAA Tournament on 21 occasions and guided the Jackets to the NCAA College World Series in 1994, 2002 and 2006 -- the program's only three berths.

## WINNINGEST ACTIVE DIVISION I BASEBALL COACHES ENTERING 2020 SEASON

1. Mike Fox, North Carolina . . . . . 1,475
2. Paul Mainieri, LSU . . . . . 1,455
3. John Anderson, Minnesota . . . . . 1,317
4. Keith Guttin, Missouri St. . . . . 1,279
5. **DANNY HALL, Georgia Tech . 1,270**
6. Gary Gilmore, Coastal Carolina . . 1,216
7. Mike Sansing, Kennesaw St. . . . . 1,119
8. Elliott Avent, NC State . . . . . 1,099
9. Dave Van Horn, Arkansas . . . . . 1,060
10. Brian Shoop, UAB . . . . . 1,054
11. Bill Brown, George Mason . . . . . 1,045
12. Rich Hill, San Diego . . . . . 1,034
13. Paul Kostacopoulos, Navy . . . . . 954
14. Steve Owens, Rutgers . . . . . 914

## HALL BY THE NUMBERS

|       |   |
|-------|---|
| 1,273 | career wins as a head coach                                       |
| 1,065 | wins at Georgia Tech  |
| 143   | total draft picks coached at Tech                                 |
| 126   | all-ACC honors  |
| 108   | all-American selections by 41 GT players                          |
| 52    | Tech's school record for wins set in 2002                         |
| 23    | freshman all-Americans  |
| 21    | NCAA Regional appearances at Tech                                 |
| 15    | top-two ACC offensive finishes                                    |
| 14    | Academic all-America honors by GT players                         |
| 7     | Yellow Jackets drafted in the first round                         |
| 6     | NCAA Super Regional appearances at Tech                           |
| 6     | ACC regular season/division titles ('97, '00, '04, '05, '11, '19) |
| 5     | ACC tournament titles (2000, 2003, 2005, 2012, 2014)              |
| 3     | College World Series appearances (only three in Tech history)     |

## HALL'S COACHING TREE

### HEAD COACHES

-  Scott Stricklin - Georgia Tech Assistant 2002-04  
Kent State player 1991-93
-  Josh Holliday - Georgia Tech Assistant 2005-07
-  Greg Beals - Kent State player 1989-91
-  Bobby Moranda - Georgia Tech Assistant 2002-07
-  Mike Trapasso - Georgia Tech Assistant 1995-01
-  Eddie Uschold - Kent State Assistant

### ASSISTANT HEAD COACHES

-  Wally Crancer - Georgia Tech player 2006-07



**GAME HIGHS****TEAM BATTING**

|                  |    |                                    |
|------------------|----|------------------------------------|
| At bats:         | 35 | at Georgia Southern (Feb 18, 2020) |
| Runs scored:     | 6  | vs St. Peter's (Feb 14, 2020)      |
|                  | 6  | vs Cincinnati (Feb 15, 2020)       |
| Hits:            | 10 | at Georgia Southern (Feb 18, 2020) |
| RBIs:            | 6  | vs St. Peter's (Feb 14, 2020)      |
| Doubles:         | 3  | vs St. John's (Feb 16, 2020)       |
|                  | 3  | at Georgia Southern (Feb 18, 2020) |
| Triples:         | 1  | vs St. Peter's (Feb 14, 2020)      |
|                  | 1  | vs Cincinnati (Feb 15, 2020)       |
| Home runs:       | 1  | vs St. Peter's (Feb 14, 2020)      |
| Total bases:     | 14 | vs St. Peter's (Feb 14, 2020)      |
| Walks:           | 6  | vs St. Peter's (Feb 14, 2020)      |
|                  | 6  | vs Cincinnati (Feb 15, 2020)       |
| Strikeouts:      | 13 | vs St. John's (Feb 16, 2020)       |
| Sac hits:        | 1  | vs St. Peter's (Feb 14, 2020)      |
| Sac flies:       | 3  | vs St. Peter's (Feb 14, 2020)      |
| Stolen bases:    | 2  | vs Cincinnati (Feb 15, 2020)       |
| Hit by pitch:    | 1  | vs St. Peter's (Feb 14, 2020)      |
|                  | 1  | vs Cincinnati (Feb 15, 2020)       |
| Caught stealing: | 1  | vs Cincinnati (Feb 15, 2020)       |
| Runners LOB:     | 9  | vs Cincinnati (Feb 15, 2020)       |
|                  | 9  | at Georgia Southern (Feb 18, 2020) |

**TEAM FIELDING**

|               |    |                                    |
|---------------|----|------------------------------------|
| Putouts:      | 27 | (4 games )                         |
| Assists:      | 11 | vs St. Peter's (Feb 14, 2020)      |
|               | 11 | at Georgia Southern (Feb 18, 2020) |
| Errors:       | 3  | vs St. John's (Feb 16, 2020)       |
| Passed balls: | 2  | vs St. Peter's (Feb 14, 2020)      |
| DPs turned:   | 2  | vs St. Peter's (Feb 14, 2020)      |

**TEAM PITCHING**

|                  |     |                                    |
|------------------|-----|------------------------------------|
| Innings pitched: | 9.0 | (4 games )                         |
| Runs allowed:    | 11  | vs St. John's (Feb 16, 2020)       |
| Earned runs:     | 9   | vs St. John's (Feb 16, 2020)       |
| Walks allowed:   | 5   | vs St. Peter's (Feb 14, 2020)      |
|                  | 5   | vs St. John's (Feb 16, 2020)       |
|                  | 5   | at Georgia Southern (Feb 18, 2020) |
| Strikeouts:      | 12  | vs St. Peter's (Feb 14, 2020)      |
|                  | 12  | vs St. John's (Feb 16, 2020)       |
| Hits allowed:    | 13  | vs St. John's (Feb 16, 2020)       |
| Doubles allowed: | 3   | at Georgia Southern (Feb 18, 2020) |
| Triples allowed: | 2   | vs Cincinnati (Feb 15, 2020)       |
| Homers allowed:  | 1   | vs St. John's (Feb 16, 2020)       |
| Wild pitches:    | 2   | vs St. John's (Feb 16, 2020)       |
| Hit batters:     | 3   | vs St. John's (Feb 16, 2020)       |

**INDIVIDUAL BATTING**

|                  |   |   |
|------------------|---|---|
| At bats:         | 5 | Luke Waddell vs Cincinnati (Feb 15, 2020)           |
| Runs scored:     | 2 | Drew Compton vs St. Peter's (Feb 14, 2020)          |
| Hits:            | 3 | Michael Guldborg vs Cincinnati (Feb 15, 2020)       |
| RBIs:            | 2 | Jackson Webb vs St. Peter's (Feb 14, 2020)          |
|                  | 2 | Michael Guldborg at Georgia Southern (Feb 18, 2020) |
| Doubles:         | 2 | Michael Guldborg vs St. John's (Feb 16, 2020)       |
| Triples:         | 1 | Baron Radcliff vs St. Peter's (Feb 14, 2020)        |
|                  | 1 | Luke Waddell vs Cincinnati (Feb 15, 2020)           |
| Home runs:       | 1 | Drew Compton vs St. Peter's (Feb 14, 2020)          |
| Total bases:     | 4 | Drew Compton vs St. Peter's (Feb 14, 2020)          |
|                  | 4 | Michael Guldborg vs Cincinnati (Feb 15, 2020)       |
|                  | 4 | Michael Guldborg vs St. John's (Feb 16, 2020)       |
| Walks:           | 2 | (4 games )  |
| Strikeouts:      | 3 | Austin Wilhite vs St. John's (Feb 16, 2020)         |
|                  | 3 | Baron Radcliff vs St. John's (Feb 16, 2020)         |
| Sac hits:        | 1 | Michael Guldborg vs St. Peter's (Feb 14, 2020)      |
| Sac flies:       | 2 | Jackson Webb vs St. Peter's (Feb 14, 2020)          |
| Stolen bases:    | 1 | Michael Guldborg vs Cincinnati (Feb 15, 2020)       |
|                  | 1 | Jackson Webb vs Cincinnati (Feb 15, 2020)           |
| Hit by pitch:    | 1 | Andrew Jenkins vs St. Peter's (Feb 14, 2020)        |
|                  | 1 | Michael Guldborg vs Cincinnati (Feb 15, 2020)       |
| Caught stealing: | 1 | Jackson Webb vs Cincinnati (Feb 15, 2020)           |
| Runners LOB:     | 3 | Baron Radcliff vs St. Peter's (Feb 14, 2020)        |
|                  | 3 | Jake Holland vs Cincinnati (Feb 15, 2020)           |

**INDIVIDUAL FIELDING**

|               |    |   |
|---------------|----|---|
| Putouts:      | 12 | Jake Holland vs St. Peter's (Feb 14, 2020)  |
| Assists:      | 4  | Luke Waddell vs St. John's (Feb 16, 2020)   |
|               | 4  | Luke Waddell at Ga. Southern (Feb 18, 2020) |
| Errors:       | 1  | (7 games )                                  |
| Passed balls: | 2  | Jake Holland vs St. Peter's (Feb 14, 2020)  |

**INDIVIDUAL PITCHING**

|                  |     |   |
|------------------|-----|---|
| Innings pitched: | 5.0 | Jonathan Hughes vs Cincinnati (Feb 15, 2020)    |
| Runs allowed:    | 6   | Cort Roedig vs St. John's (Feb 16, 2020)        |
| Earned runs:     | 4   | Cort Roedig vs St. John's (Feb 16, 2020)        |
|                  | 4   | Jackson Finley vs St. John's (Feb 16, 2020)     |
| Walks allowed:   | 4   | Zach Maxwell vs St. Peter's (Feb 14, 2020)      |
| Strikeouts:      | 7   | Andy Archer vs Cincinnati (Feb 15, 2020)        |
| Hits allowed:    | 5   | Jonathan Hughes vs Cincinnati (Feb 15, 2020)    |
| Doubles allowed: | 2   | Dalton Smith at Georgia Southern (Feb 18, 2020) |
| Triples allowed: | 2   | Jonathan Hughes vs Cincinnati (Feb 15, 2020)    |
| Homers allowed:  | 1   | Jackson Finley vs St. John's (Feb 16, 2020)     |
| Wild pitches:    | 2   | Cort Roedig vs St. John's (Feb 16, 2020)        |
| Hit batters:     | 2   | Cort Roedig vs St. John's (Feb 16, 2020)        |

**SERIES BY SERIES STATS****HITTING**

|               | W-L | Avg. | R  | H  | 2B | 3B | HR | RBI | BB | K  | SB |
|---------------|-----|------|----|----|----|----|----|-----|----|----|----|
| ATL Challenge | 2-1 | .250 | 13 | 22 | 6  | 2  | 1  | 11  | 16 | 19 | 2  |
| Ga. Southern  | 1-0 | .286 | 4  | 10 | 3  | 0  | 0  | 4   | 4  | 10 | 0  |

**PITCHING**

|               | W-L | ERA  | IP   | H  | R  | ER | BB | K  | Opp. Avg. |
|---------------|-----|------|------|----|----|----|----|----|-----------|
| ATL Challenge | 2-1 | 4.00 | 27.0 | 23 | 15 | 12 | 12 | 33 | .232      |
| Ga. Southern  | 1-0 | 1.00 | 9.0  | 6  | 3  | 1  | 5  | 10 | .200      |

**MONTH-BY-MONTH****UNDER COACH DANNY HALL (1994-present)**

| Year          | Jan./Feb.      | Mar.             | Apr.              | May/June | Final   |
|---------------|----------------|------------------|-------------------|----------|---------|
| 1994          | 6-2            | 15-2             | 13-6              | 16-7     | 50-17   |
| 1995          | 7-3            | 11-6             | 13-6              | 7-7      | 38-22   |
| 1996          | 4-6            | 15-3             | 11-8              | 10-7     | 40-24   |
| 1997          | 9-0            | 18-2             | 9-8               | 10-5     | 46-15   |
| 1998          | 8-4            | 13-5             | 11-8              | 9-5      | 41-22   |
| 1999          | 8-4            | 15-2             | 8-9               | 7-5      | 38-20   |
| 2000          | 8-3            | 13-5             | 16-3              | 13-5     | 50-16   |
| 2001          | 10-1           | 12-6             | 11-7              | 8-6      | 41-20   |
| 2002          | 8-1            | 14-3             | 14-5              | 16-7     | 52-16   |
| 2003          | 7-0            | 14-5             | 11-6              | 12-7     | 44-18   |
| 2004          | 6-3            | 10-8             | 9-6               | 19-4     | 44-21   |
| 2005          | 7-2            | 14-3             | 10-7              | 14-7     | 45-19   |
| 2006          | 10-0           | 12-4             | 11-8              | 17-6     | 50-18   |
| 2007          | 6-5            | 12-6             | 9-6               | 5-8      | 32-25   |
| 2008          | 5-1            | 17-4             | 9-8               | 10-8     | 41-21   |
| 2009          | 6-1            | 12-3             | 10-7-1            | 10-8     | 38-19-1 |
| 2010          | 7-1            | 15-2             | 13-5              | 12-7     | 47-15   |
| 2011          | 5-3            | 16-2             | 10-8              | 11-8     | 42-21   |
| 2012          | 7-2            | 11-8             | 8-9               | 12-7     | 38-26   |
| 2013          | 8-1            | 13-5             | 7-10              | 9-11     | 37-27   |
| 2014          | 5-4            | 10-9             | 11-6              | 11-8     | 37-27   |
| 2015          | 7-3            | 11-7             | 8-7               | 6-6      | 32-23   |
| 2016          | 7-0            | 12-5             | 10-9              | 9-11     | 38-25   |
| 2017          | 7-1            | 7-9              | 7-11              | 6-7      | 27-28   |
| 2018          | 6-2            | 10-9             | 8-10              | 7-6      | 31-27   |
| 2019          | 5-3            | 14-6             | 11-5              | 11-4     | 43-16   |
| 2020          | 3-1            |                  |                   |          | 3-1     |
| <b>TOTALS</b> | <b>182-57</b>  | <b>268-188-1</b> | <b>1065-552-1</b> |          |         |
|               | <b>337-129</b> | <b>277-177</b>   |                   |          |         |

**GAME-WINNING PLAYS**

*Game-winning plays are ones that give Tech the lead or break a tie en route to win*

| Game         | Play                        | Inn. | Final |
|--------------|-----------------------------|------|-------|
| St. Peter's  | Drew Compton home run       | 2    | 6-0   |
| Cincinnati   | Michael Guldborg RBI single | 5    | 6-4   |
| Ga. Southern | Michael Guldborg RBI single | 9    | 4-3   |

| GAME WINNING RBI LEADERS | 2020 | CAREER |
|--------------------------|------|--------|
| Austin Wilhite           | -    | 9      |
| Michael Guldborg         | 2    | 9      |
| Colin Hall               | -    | 6      |
| Luke Waddell             | -    | 6      |
| Baron Radcliff           | -    | 5      |
| Jackson Webb             | -    | 2      |
| Drew Compton             | 1    | 1      |

## 2020 #FUTUREJACKETS

|                           |                  |
|---------------------------|------------------|
| John Anderson, INF        | Suwanee, Ga.     |
| Dawson Brown, RHP         | Macon, Ga.       |
| Jake Deleo, OF            | Norwalk, Conn.   |
| Brad Grenkoski, OF/RHP    | Kennesaw, Ga.    |
| Marquis Grisson, Jr., RHP | Atlanta, Ga.     |
| Tervell Johnson, OF       | Atlanta, Ga.     |
| Kevin Parada, C           | Pasadena, Calif. |
| Xander Stephens, RHP      | Lilburn, Ga.     |
| Dylan Strickland, INF     | Loganville, Ga.  |
| Hank Thomas, OF           | Oxford, Ohio     |

## 2020 MLB #PROJACKETS

|                      |           |
|----------------------|-----------|
| Charlie Blackmon, OF | Rockies   |
| Derek Dietrich, OF   | Reds      |
| Buck Farmer, RHP     | Tigers    |
| Daniel Palka, OF     | White Sox |
| Matt Skole, DH/1B    | White Sox |
| Matt Wieters, C      | Cardinals |

## YELLOW JACKETS BIG INNINGS

\* FOUR OR MORE RUNS

| DATE | OPPONENT   | INN. | BATTERS | R | H | E | GT RESULT |
|------|------------|------|---------|---|---|---|-----------|
| 2/15 | Cincinnati | 5th  | 8       | 4 | 3 | 0 | W, 6-0    |

RECORD WITH A BIG INNING: 1-0

## OPPONENT BIG INNINGS

\* FOUR OR MORE RUNS

| DATE | OPPONENT    | INN. | BATTERS | R | H | E | GT RESULT |
|------|-------------|------|---------|---|---|---|-----------|
| 2/16 | St. Peter's | 7th  | 9       | 4 | 4 | 1 | L, 11-1   |

RECORD WHEN ALLOWING A BIG INNING: 0-1

**GAMES STARTED** (POSITION PLAYERS)

| Player           | 2020 | CAREER | CURRENT STREAK |
|------------------|------|--------|----------------|
| Austin Wilhite   | 4    | 167    | 46             |
| Colin Hall       | 4    | 115    | 82             |
| Luke Waddell     | 4    | 93     | 59             |
| Baron Radcliff   | 4    | 70     | 52             |
| Michael Guldborg | 4    | 74     | 40             |
| Jackson Webb     | 4    | 39     | 32             |
| Drew Compton     | 4    | 4      | 4              |
| Jake Holland     | 4    | 4      | 4              |
| Andrew Jenkins   | 4    | 4      | 4              |

**STREAKS** (POSITION PLAYERS)

| PLAYER           | HITTING |         | ON-BASE |         |
|------------------|---------|---------|---------|---------|
|                  | CURRENT | LONGEST | CURRENT | LONGEST |
| Charlie Benson   | -       | 1       | -       | 2       |
| Drew Compton     | -       | 2*      | -       | 3*      |
| Michael Guldborg | 4       | 7*      | 4       | 21*     |
| Colin Hall       | -       | 10*     | -       | 22*     |
| Jake Holland     | 1       | 1       | 1       | 2*      |
| Jadyn Jackson    | -       | -       | 1       | 1*      |
| Andrew Jenkins   | -       | 3*      | 3       | 3*      |
| Baron Radcliff   | 1       | 7*      | 1       | 16*     |
| Paxton Rigby     | -       | 1       | -       | 2       |
| Jamie Taylor     | -       | 2       | -       | 2       |
| Cameron Turley   | -       | 1       | -       | 2       |
| Luke Waddell     | 4       | 14*     | 4       | 39*     |
| Jackson Webb     | 1       | 7*      | 2       | 16*     |
| Austin Wilhite   | 1       | 11*     | 1       | 16*     |
| Tres Gonzalez    | 1       | 1       | 1       | 1       |
| Stephen Reid     | 1       | 1       | 1       | 1       |
| Jadyn Jackson    | -       | -       | 1       | 1       |

\* Longest is career long

**CAREER HOME RUNS**

\* – Leadoff ITP – Inside-the-Park GS – Grand Slam

| DREW COMPTON     | Opponent    | On Base   | Inning | Outs | Count | Score | Final  |
|------------------|-------------|-----------|--------|------|-------|-------|--------|
| 1. Feb. 14, 2020 | St. Peter's | * 0 . . . | 2      | 0    | 3-2   | 0-0   | W, 6-0 |

| MICHAEL GULDBERG | Opponent  | On Base | Inning | Outs | Count | Score | Final   |
|------------------|-----------|---------|--------|------|-------|-------|---------|
| 1. Feb. 23, 2018 | Dartmouth | . . 2 . | 8      | 1    | 3-1   | 7-0   | W, 10-0 |
| 2. Mar. 20, 2018 | Auburn    | . . 2 . | 4      | 1    | 0-0   | 3-0   | W, 6-4  |
| 3. May 25, 2019  | NC State  | . . 2 . | 5      | 2    | 2-1   | 1-1   | W, 9-2  |

| COLIN HALL        | Opponent         | On Base   | Inning | Outs | Count | Score | Final   |
|-------------------|------------------|-----------|--------|------|-------|-------|---------|
| 1. April 28, 2018 | Wake Forest      | * 0 . . . | 3      | 0    | 0-1   | 1-0   | W, 5-1  |
| 2. May 18, 2018   | Duke             | . . 2 .   | 3      | 2    | 1-0   | 2-3   | W, 20-7 |
| 3. Mar. 30, 2019  | Notre Dame       | . 1 . .   | 2      | 2    | 0-0   | 6-0   | W, 11-2 |
| 4. May 5, 2019    | Western Carolina | . 1 . .   | 6      | 1    | 3-2   | 12-1  | W, 14-1 |
| 5. May 11, 2019   | Duke             | . . 2 .   | 4      | 2    | 1-0   | 7-2   | W, 15-3 |
| 6. June 3, 2019   | Coastal Carolina | 0 . . .   | 9      | 2    | 2-0   | 9-8   | W, 10-8 |

| BARON RADCLIFF     | Opponent         | On Base   | Inning | Outs | Count | Score | Final   |
|--------------------|------------------|-----------|--------|------|-------|-------|---------|
| 1. Mar. 4, 2018    | UIC              | 0 . . .   | 9      | 2    | 2-2   | 4-12  | L, 5-12 |
| 2. Mar. 31, 2018   | Miami            | . . 2 .   | 8      | 2    | 0-2   | 8-4   | W, 13-4 |
| 3. April 18, 2018  | Kennesaw State   | . 1 . .   | 8      | 0    | 0-1   | 15-7  | W, 17-7 |
| 4. May 5, 2018     | Radford          | . . 2 .   | 10     | 2    | 1-1   | 8-8   | W, 11-8 |
| 5. Mar. 22, 2019   | No. 4 Louisville | 0 . . .   | 9      | 2    | 2-2   | 2-1   | W, 31   |
| 6. Mar. 23, 2019   | No. 4 Louisville | . 1 . .   | 2      | 1    | 0-0   | 0-0   | W, 4-0  |
| 7. Mar. 26, 2019   | No. 4 Georgia    | . 1 . .   | 5      | 2    | 2-2   | 4-2   | W, 11-2 |
| 8. April 13, 2019  | Boston College   | * 0 . . . | 2      | 0    | 0-0   | 0-0   | W, 9-1  |
| 9. April 27, 2019  | Clemson          | * 0 . . . | 2      | 0    | 0-0   | 0-1   | W, 13-8 |
| 10. April 28, 2019 | Clemson          | 0 . . .   | 1      | 1    | 1-0   | 3-1   | L, 7-11 |
| 11. May 3, 2019    | Western Carolina | 0 . . .   | 6      | 0    | 0-1   | 6-4   | W, 25-4 |
| 12. May 5, 2019    | Western Carolina | . . 2 .   | 4      | 2    | 0-1   | 7-1   | W, 14-1 |
| 13. May 10, 2019   | Duke             | . 1 . .   | 4      | 2    | 0-1   | 5-3   | W, 14-1 |
| 14. May 10, 2019   | Duke             | . 1 . .   | 6      | 1    | 3-2   | 8-3   | W, 14-1 |
| 15. May 16, 2019   | Pitt             | . . 2 .   | 3      | 2    | 0-1   | 0-6   | W, 12-7 |
| 16. May 16, 2019   | Pitt             | . 1 . .   | 5      | 1    | 0-2   | 3-7   | W, 12-7 |

| LUKE WADDELL     | Opponent      | On Base | Inning | Outs | Count | Score | Final       |
|------------------|---------------|---------|--------|------|-------|-------|-------------|
| 1. Mar. 16, 2018 | Virginia Tech | 0 . . . | 4      | 1    | 1-0   | 4-3   | W, 16-9     |
| 2. Feb. 22, 2019 | No. 3 UCLA    | 0 . . . | 5      | 2    | 2-2   | 2-2   | W, 4-3 (11) |
| 2. Mar. 26, 2019 | No. 4 Georgia | . 1 . . | 5      | 1    | 3-1   | 1-2   | W, 11-2     |

| AUSTIN WILHITE    | Opponent      | On Base     | Inning | Outs | Count | Score | Final   |
|-------------------|---------------|-------------|--------|------|-------|-------|---------|
| 1. Mar. 21, 2017  | Auburn        | 0 . . .     | 5      | 1    | 1-0   | 0-5   | L, 4-7  |
| 2. Feb. 24, 2018  | Dartmouth (1) | 0 . . .     | 2      | 0    | 1-1   | 2-2   | W, 12-9 |
| 3. April 8, 2018  | Florida State | 0 . . . ITP | 6      | 2    | 1-0   | 10-1  | W, 16-3 |
| 4. April 10, 2018 | at Mercer     | * 0 . . .   | 8      | 0    | 0-1   | 10-7  | W, 16-8 |
| 5. April 14, 2018 | at Pittsburgh | 0 . . .     | 4      | 2    | 1-0   | 1-0   | L, 3-4  |
| 6. April 15, 2018 | at Pittsburgh | . 1 . .     | 4      | 2    | 2-1   | 2-2   | L, 5-6  |
| 7. May 11, 2018   | at Virginia   | 0 . . .     | 5      | 1    | 1-2   | 0-1   | L, 6-8  |
| 8. Mar. 19, 2019  | at Mercer     | . . 2 .     | 5      | 0    | 3-2   | 5-3   | W, 14-8 |

| JACKSON WEBB   | Opponent         | On Base | Inning | Outs | Count | Score | Final   |
|----------------|------------------|---------|--------|------|-------|-------|---------|
| 1. May 3, 2015 | Western Carolina | . . 2 . | 6      | 1    | 2-1   | 11-4  | W, 25-4 |

## CAREER HOME RUNS

\* – Leadoff ITP – Inside-the-Park GS – Grand Slam

## MULTIPLE HIT GAMES

|            | 2020 SEASON |   |   |    |       | CAREER |    |   |    |       |
|------------|-------------|---|---|----|-------|--------|----|---|----|-------|
|            | 2           | 3 | 4 | 5+ | Total | 2      | 3  | 4 | 5+ | Total |
| A. Wilhite | -           | - | - | -  | -     | 36     | 11 | 2 | -  | 49    |
| Colin Hall | -           | - | - | -  | -     | 26     | 8  | 3 | -  | 36    |
| Guldborg   | 2           | 1 | - | -  | 3     | 23     | 5  | 2 | -  | 30    |
| Waddell    | 1           | - | - | -  | 1     | 24     | 4  | 2 | -  | 29    |
| Radcliff   | -           | - | - | -  | -     | 7      | 2  | 2 | -  | 11    |
| Webb       | 1           | - | - | -  | 1     | 4      | 2  | 1 | -  | 7     |
| Jenkins    | 1           | - | - | -  | 1     | 1      | -  | - | -  | 1     |
| Holland    | 1           | - | - | -  | 1     | 1      | -  | - | -  | 1     |

## MULTIPLE RBI GAMES

|            | 2020 SEASON |   |   |    |       | CAREER |   |   |    |       |
|------------|-------------|---|---|----|-------|--------|---|---|----|-------|
|            | 2           | 3 | 4 | 5+ | Total | 2      | 3 | 4 | 5+ | Total |
| A. Wilhite | -           | - | - | -  | -     | 16     | 4 | 2 | 1  | 23    |
| Colin Hall | -           | - | - | -  | -     | 13     | 3 | - | 1  | 17    |
| Radcliff   | -           | - | - | -  | -     | 6      | 5 | - | 2  | 13    |
| Guldborg   | 1           | - | - | -  | 1     | 5      | 5 | - | -  | 10    |
| Waddell    | -           | - | - | -  | -     | 7      | 1 | - | -  | 8     |
| Webb       | 1           | - | - | -  | 1     | 2      | 2 | - | -  | 4     |
| Taylor     | -           | - | - | -  | -     | -      | 1 | - | -  | 1     |

## CAREER WALK-OFF HITS

| Player (Date)                   | Play               | Inn. | Final |
|---------------------------------|--------------------|------|-------|
| A. Wilhite vs. Radford (5/4/18) | Ground-rule double | B9   | 6-5   |
| Radcliff vs. Radford (5/5/18)   | Three-run home run | B10  | 11-8  |
| M. Guldborg vs. #9 UNC (4/6/19) | Sacrifice fly      | B9   | 11-10 |

# STARTERS

## STARTING PITCHER RECORDS

| PITCHER         | 2020 STARTS | 2020 | CAREER |
|-----------------|-------------|------|--------|
| Luke Bartnicki  | 1           | 0-0  | 0-0    |
| Jake Brace      | 1           | 0-0  | 0-0    |
| Hugh Chapman    | -           | -    | 0-1    |
| Jonathan Hughes | 1           | 1-0  | 5-3    |
| Cort Roedig     | 11          | 2-3  | 2-3    |
| Zach Maxwell    | 1           | 0-0  | 0-0    |

\* CAREER RECORD IS RECORD AS A STARTER (NOT OVERALL)

## STARTING PITCHER STATS

| PITCHER         | STARTS | IP  | W-L | ERA  |
|-----------------|--------|-----|-----|------|
| Zach Maxwell    | 1      | 4.0 | 0-0 | 0.00 |
| Jonathan Hughes | 1      | 5.0 | 1-0 | 1.80 |
| Luke Bartnicki  | 1      | 4.0 | 0-0 | 2.25 |
| Cort Roedig     | 1      | 3.2 | 0-1 | 9.82 |

\* STATS AS A STARTER IN 2020 (NOT OVERALL)

## STARTING PITCHERS GAME-BY-GAME

| PITCHER         | DATE | OPPONENT     | DEC. | IP  | H | R | ER | BB | SO | NP | SCORE  | FINAL |
|-----------------|------|--------------|------|-----|---|---|----|----|----|----|--------|-------|
|                 |      |              |      |     |   |   |    |    |    |    | W/LEFT | SCORE |
| Zach Maxwell    | 2/14 | St. Peter's  | ND   | 4.0 | 1 | 0 | 0  | 4  | 5  | 73 | 6-0    | 6-0   |
| Jonathan Hughes | 2/15 | Cincinnati   | W    | 5.0 | 5 | 1 | 1  | 0  | 2  | 64 | 6-1    | 6-4   |
| Cort Roedig     | 2/16 | St. John's   | L    | 3.2 | 4 | 6 | 4  | 2  | 6  | 75 | 0-6    | 1-11  |
| Luke Bartnicki  | 2/18 | Ga. Southern | ND   | 4.0 | 3 | 2 | 1  | 3  | 3  | 82 | 1-2    | 4-3   |

## ***BULLPEN GAME-BY-GAME***

| <b>OPPONENT</b> | <b>DATE</b> | <b>W-L-S</b> | <b>PITCHERS</b>                                       | <b>INN.</b> | <b>IP</b> | <b>H</b> | <b>R-ER</b> | <b>BB-SO</b> |
|-----------------|-------------|--------------|---|-------------|-----------|----------|-------------|--------------|
| St. Peter's     | 2/14        | W            | Smith (W), Westbrook, King                            | 5th         | 5.0       | 2        | 0-0         | 1-7          |
| Cincinnati      | 2/15        | S            | Archer (S)  | 6th         | 4.0       | 2        | 3-1         | 2-7          |
| St. John's      | 2/16        |              | Arnold, Crawford, Finley, Siegel, Chapman, Coquillard | 4th         | 5.2       | 9        | 5-5         | 3-6          |
| Ga. Southern    | 2/18        | W            | Smith, Chapman, Crawford (W)                          | 5th         | 5.0       | 3        | 1-0         | 1-4          |

**OUT OF THE BULLPEN \***

| PITCHER         | W-L-S | APP | ERA   | IP  | H | R | ER | BB | K | B/AVG. |
|-----------------|-------|-----|-------|-----|---|---|----|----|---|--------|
| Dalton Smith    | 1-0-0 | 2   | 0.00  | 5.1 | 4 | 1 | 0  | 1  | 7 | .222   |
| Sam Crawford    | 1-0-0 | 2   | 0.00  | 2.0 | 1 | 0 | 0  | 1  | 4 | .143   |
| Brody Westbrook | 0-0-0 | 1   | 0.00  | 2.0 | 0 | 0 | 0  | 0  | 4 | .000   |
| Jackson Arnold  | 0-0-0 | 1   | 0.00  | 1.2 | 1 | 0 | 0  | 1  | 2 | .167   |
| Ben King        | 0-0-0 | 1   | 0.00  | 1.0 | 1 | 0 | 0  | 1  | 0 | .333   |
| Hugh Chapman    | 0-0-0 | 2   | 0.00  | 1.1 | 1 | 0 | 0  | 1  | 0 | .200   |
| Josiah Siegel   | 0-0-0 | 1   | 0.00  | 0.2 | 1 | 0 | 0  | 1  | 2 | .250   |
| Andy Archer     | 0-0-1 | 1   | 2.25  | 4.0 | 2 | 3 | 1  | 2  | 7 | .154   |
| Will Coquillard | 0-0-0 | 1   | 9.00  | 1.0 | 2 | 1 | 1  | 0  | 0 | .400   |
| Jackson Finley  | 0-0-0 | 1   | 99.00 | 0.1 | 3 | 4 | 4  | 0  | 1 | .750   |

\* DOES NOT INCLUDE STARTS

**BULLPEN****SAVE OPPORTUNITIES**

| PITCHER         | 2020 | CAREER |
|-----------------|------|--------|
| Andy Archer     | 1/1  | 2/2    |
| Luke Bartnicki  | -    | 1/1    |
| Jonathan Hughes | -    | 1/6    |

**INHERITED RUNNERS**

| PITCHER         | 2020 | CAREER |
|-----------------|------|--------|
| Andy Archer     | -    | 10/5   |
| Jackson Arnold  | 1/1  | 1/1    |
| Luke Bartnicki  | -    | 27/8   |
| Jake Brace      | -    | 3/1    |
| Hugh Chapman    | 2/0  | 14/2   |
| Sam Crawford    | 3/0  | 3/0    |
| Jonathan Hughes | -    | 18/5   |
| Brant Hurter    | -    | 3/0    |
| Joseph Mannelly | -    | 8/1    |
| Josiah Siegel   | 2/2  | 2/2    |
| Cameron Turley  | -    | 0/0    |



GAME-BY-GAME RESULTS

| PITCHER OF RECORD |                  |     |       |       |                 |                |        |   |
|-------------------|------------------|-----|-------|-------|-----------------|----------------|--------|---|
| DATE              | OPPONENT         | W-L | SCORE | ATT.  | GT PITCHER      | OPP. PITCHER   | RECORD | NOTES   |
| 2/14              | St. Peter's      | W   | 6-0   | 1,039 | Dalton Smith    | Ian Concevitch | 1-0    | All-freshman battery (four arms) pitch shutout, Maxwell throws 4.0 IP; Compton homers |
| 2/15              | Cincinnati       | W   | 6-4   | 1,366 | Jonathan Hughes | Nathan Kroger  | 2-0    | Hughes and Archer punch out 9; Archer save; Guldberg 3 H, Webb 2 H                    |
| 2/16              | St. John's       | L   | 1-11  | 880   | Cort Roedig     | Ian Murphy     | 2-1    | Three errors leads to two three-run innings; held to 5 hits, Colin Hall RBI sac fly   |
| 2/18              | Georgia Southern | W   | 4-3   | 737   | Sam Crawford    | Hayden Harris  | 3-1    | Comeback win; two runs in top-ninth for win; Dalton deals middle IP; Crawford closes  |

[ ] game in doubleheader      ( ) extra inning game      \* ACC games      # Children's Healthcare of Atlanta Spring Classic (Coolray Field)      @ ACC Tournament      ^ NCAA Tournament

## 2020 OVERALL SEASON STATISTICS

RECORD: 3-1 HOME: 3-1 AWAY: 0-0 NEUTRAL: 0-0 ACC: 0-0

| Player           | avg  | gp-gs | ab  | r  | h  | 2b | 3b | hr | rbi | tb | slg% | bb | hp | so | gdp | ob%   | sf | sh | sb-att | po  | a  | e | fld%  |
|------------------|------|-------|-----|----|----|----|----|----|-----|----|------|----|----|----|-----|-------|----|----|--------|-----|----|---|-------|
| Michael Guldborg | .571 | 4-4   | 14  | 2  | 8  | 3  | 0  | 0  | 3   | 11 | .786 | 1  | 1  | 0  | 0   | .588  | 1  | 1  | 1-1    | 5   | 0  | 0 | 1.000 |
| Andrew Jenkins   | .364 | 4-4   | 11  | 1  | 4  | 1  | 0  | 0  | 1   | 5  | .455 | 0  | 1  | 3  | 0   | .385  | 1  | 0  | 0-0    | 0   | 0  | 0 | .000  |
| Luke Waddell     | .357 | 4-4   | 14  | 4  | 5  | 1  | 1  | 0  | 1   | 8  | .571 | 4  | 0  | 1  | 0   | .500  | 0  | 0  | 0-0    | 4   | 14 | 1 | .947  |
| Jackson Webb     | .300 | 4-4   | 10  | 1  | 3  | 0  | 0  | 0  | 3   | 3  | .300 | 3  | 0  | 0  | 0   | .400  | 2  | 0  | 1-2    | 3   | 4  | 2 | .778  |
| Jake Holland     | .273 | 4-4   | 11  | 1  | 3  | 2  | 0  | 0  | 0   | 5  | .455 | 1  | 0  | 3  | 0   | .333  | 0  | 0  | 0-0    | 40  | 3  | 1 | .977  |
| Austin Wilhite   | .214 | 4-4   | 14  | 2  | 3  | 0  | 0  | 0  | 1   | 3  | .214 | 0  | 0  | 5  | 0   | .214  | 0  | 0  | 0-0    | 10  | 8  | 0 | 1.000 |
| Drew Compton     | .200 | 4-4   | 10  | 4  | 2  | 0  | 0  | 1  | 1   | 5  | .500 | 6  | 0  | 2  | 0   | .500  | 0  | 0  | 0-0    | 24  | 2  | 0 | 1.000 |
| Baron Radcliff   | .133 | 4-4   | 15  | 2  | 2  | 1  | 1  | 0  | 1   | 5  | .333 | 3  | 0  | 6  | 0   | .278  | 0  | 0  | 0-0    | 8   | 0  | 1 | .889  |
| Colin Hall       | .000 | 4-4   | 12  | 0  | 0  | 0  | 0  | 0  | 2   | 0  | .000 | 1  | 0  | 5  | 0   | .067  | 2  | 0  | 0-0    | 5   | 1  | 1 | .857  |
| -----            |      |       |     |    |    |    |    |    |     |    |      |    |    |    |     |       |    |    |        |     |    |   |       |
| Tres Gonzalez    | .250 | 3-0   | 4   | 0  | 1  | 1  | 0  | 0  | 1   | 2  | .500 | 0  | 0  | 1  | 0   | .250  | 0  | 0  | 0-0    | 0   | 0  | 0 | .000  |
| Stephen Reid     | .200 | 3-0   | 5   | 0  | 1  | 0  | 0  | 0  | 1   | 1  | .200 | 0  | 0  | 2  | 0   | .200  | 0  | 0  | 0-0    | 0   | 0  | 0 | .000  |
| Charlie Benson   | .000 | 2-0   | 2   | 0  | 0  | 0  | 0  | 0  | 0   | 0  | .000 | 0  | 0  | 1  | 0   | .000  | 0  | 0  | 0-0    | 1   | 1  | 0 | 1.000 |
| Paxton Rigby     | .000 | 1-0   | 1   | 0  | 0  | 0  | 0  | 0  | 0   | 0  | .000 | 0  | 0  | 0  | 0   | .000  | 0  | 0  | 0-0    | 0   | 0  | 0 | .000  |
| Jamie Taylor     | .000 | 1-0   | 0   | 0  | 0  | 0  | 0  | 0  | 0   | 0  | .000 | 0  | 0  | 0  | 0   | .000  | 0  | 0  | 0-0    | 0   | 0  | 0 | .000  |
| Jadyn Jackson    | .000 | 2-0   | 0   | 0  | 0  | 0  | 0  | 0  | 0   | 0  | .000 | 1  | 0  | 0  | 0   | 1.000 | 0  | 0  | 0-0    | 0   | 2  | 0 | 1.000 |
| Cameron Turley   | .000 | 2-0   | 0   | 0  | 0  | 0  | 0  | 0  | 0   | 0  | .000 | 0  | 0  | 0  | 0   | .000  | 0  | 0  | 0-0    | 5   | 0  | 0 | 1.000 |
| Totals           | .260 | 4     | 123 | 17 | 32 | 9  | 2  | 1  | 15  | 48 | .390 | 20 | 2  | 29 | 0   | .358  | 6  | 1  | 2-3    | 108 | 41 | 7 | .955  |
| Opponents        | .225 | 4     | 129 | 18 | 29 | 6  | 2  | 1  | 12  | 42 | .326 | 17 | 7  | 43 | 3   | .344  | 1  | 3  | 3-7    | 102 | 38 | 2 | .986  |

LOB - Team (33), Opp (31). DPs turned - Team (3). IBB - Team (0), Opp (1). Picked off - Jenkins, A 1.

## (All games Sorted by Earned run avg)

| Player          | era   | w-l | app | gs | cg | sho | sv | ip   | h  | r  | er | bb | so | 2b | 3b | hr | b/avg | wp | hp | bk | sfa | sha |
|-----------------|-------|-----|-----|----|----|-----|----|------|----|----|----|----|----|----|----|----|-------|----|----|----|-----|-----|
| Dalton Smith    | 0.00  | 1-0 | 2   | 0  | 0  | 0/1 | 0  | 5.1  | 4  | 1  | 0  | 1  | 7  | 2  | 0  | 0  | .222  | 1  | 0  | 0  | 0   | 2   |
| Zach Maxwell    | 0.00  | 0-0 | 1   | 1  | 0  | 0/1 | 0  | 4.0  | 1  | 0  | 0  | 4  | 5  | 0  | 0  | 0  | .077  | 0  | 1  | 0  | 0   | 0   |
| Jonathan Hughes | 1.80  | 1-0 | 1   | 1  | 0  | 0/0 | 0  | 5.0  | 5  | 1  | 1  | 0  | 2  | 0  | 2  | 0  | .278  | 1  | 1  | 0  | 0   | 0   |
| Luke Bartnicki  | 2.25  | 0-0 | 1   | 1  | 0  | 0/0 | 0  | 4.0  | 3  | 2  | 1  | 3  | 3  | 1  | 0  | 0  | .231  | 0  | 1  | 0  | 0   | 1   |
| Andy Archer     | 2.25  | 0-0 | 1   | 0  | 0  | 0/0 | 1  | 4.0  | 2  | 3  | 1  | 2  | 7  | 1  | 0  | 0  | .154  | 0  | 1  | 0  | 1   | 0   |
| Cort Roedig     | 9.82  | 0-1 | 1   | 1  | 0  | 0/0 | 0  | 3.2  | 4  | 6  | 4  | 2  | 6  | 1  | 0  | 0  | .286  | 2  | 2  | 0  | 0   | 0   |
| -----           |       |     |     |    |    |     |    |      |    |    |    |    |    |    |    |    |       |    |    |    |     |     |
| Sam Crawford    | 0.00  | 1-0 | 2   | 0  | 0  | 0/0 | 0  | 2.0  | 1  | 0  | 0  | 1  | 4  | 0  | 0  | 0  | .143  | 0  | 0  | 0  | 0   | 0   |
| Brody Westbrook | 0.00  | 0-0 | 1   | 0  | 0  | 0/1 | 0  | 2.0  | 0  | 0  | 0  | 0  | 4  | 0  | 0  | 0  | .000  | 0  | 0  | 0  | 0   | 0   |
| Jackson Arnold  | 0.00  | 0-0 | 1   | 0  | 0  | 0/0 | 0  | 1.2  | 1  | 0  | 0  | 1  | 2  | 0  | 0  | 0  | .167  | 0  | 0  | 0  | 0   | 0   |
| Hugh Chapman    | 0.00  | 0-0 | 2   | 0  | 0  | 0/0 | 0  | 1.1  | 1  | 0  | 0  | 1  | 0  | 0  | 0  | 0  | .200  | 0  | 0  | 0  | 0   | 0   |
| Ben King        | 0.00  | 0-0 | 1   | 0  | 0  | 0/1 | 0  | 1.0  | 1  | 0  | 0  | 1  | 0  | 0  | 0  | 0  | .333  | 0  | 0  | 0  | 0   | 0   |
| Josiah Siegel   | 0.00  | 0-0 | 1   | 0  | 0  | 0/0 | 0  | 0.2  | 1  | 0  | 0  | 1  | 2  | 0  | 0  | 0  | .250  | 0  | 0  | 0  | 0   | 0   |
| Will Coquillard | 9.00  | 0-0 | 1   | 0  | 0  | 0/0 | 0  | 1.0  | 2  | 1  | 1  | 0  | 0  | 1  | 0  | 0  | .400  | 0  | 0  | 0  | 0   | 0   |
| Jackson Finley  | 99.00 | 0-0 | 1   | 0  | 0  | 0/0 | 0  | 0.1  | 3  | 4  | 4  | 0  | 1  | 0  | 0  | 1  | .750  | 0  | 1  | 0  | 0   | 0   |
| Totals          | 3.00  | 3-1 | 4   | 4  | 0  | 1/1 | 1  | 36.0 | 29 | 18 | 12 | 17 | 43 | 6  | 2  | 1  | .225  | 4  | 7  | 0  | 1   | 3   |
| Opponents       | 3.71  | 1-3 | 4   | 4  | 0  | 0/0 | 0  | 34.0 | 32 | 17 | 14 | 20 | 29 | 9  | 2  | 1  | .260  | 4  | 2  | 1  | 6   | 1   |

PB - Team (3), Holland, J 3, Opp (1). Pickoffs - Team (0), Opp (1). SBA/ATT - Holland, J (3-6), Hughes, J (1-2), Roedig, C (0-2), Chapman, H (1-1), Smith, Dal (1-1), Archer, A (0-1).

## STARTING LINEUPS BY BATTING ORDER

| Date | Opponent         | No. (Time) | Record | 1       | 2        | 3        | 4        | 5       | 6       | 7    | 8       | 9       |
|------|------------------|------------|--------|---------|----------|----------|----------|---------|---------|------|---------|---------|
| 2/14 | St. Peter's      | 1 (1)      | 1-0    | Waddell | Guldborg | Radcliff | Hall     | Compton | Jenkins | Webb | Holland | Wilhite |
| 2/15 | Cincinnati       | 2 (2)      | 2-0    | Waddell | Guldborg | Radcliff | Hall     | Compton | Jenkins | Webb | Holland | Wilhite |
| 2/16 | St. John's       | 3 (3)      | 2-1    | Waddell | Guldborg | Radcliff | Hall     | Compton | Jenkins | Webb | Holland | Wilhite |
| 2/18 | Georgia Southern | 4 (1)      | 3-1    | Waddell | Hall     | Guldborg | Radcliff | Compton | Jenkins | Webb | Holland | Wilhite |

[ ] game in doubleheader

\* ACC games

# Children's Healthcare of Atlanta Spring Classic (Coolray Field)

@ ACC Tournament

^ NCAA Tournament

**STARTING LINEUPS BY POSITION**

| Date | Opponent         | No. (Time) | Record | C       | 1B      | 2B      | 3B   | SS      | LF       | CF   | RF       | DH      |
|------|------------------|------------|--------|---------|---------|---------|------|---------|----------|------|----------|---------|
| 2/14 | St. Peter's      | 1 (1)      | 1-0    | Holland | Compton | Wilhite | Webb | Waddell | Guldborg | Hall | Radcliff | Jenkins |
| 2/15 | Cincinnati       | 2 (2)      | 2-0    | Holland | Compton | Wilhite | Webb | Waddell | Guldborg | Hall | Radcliff | Jenkins |
| 2/16 | St. John's       | 3 (3)      | 2-1    | Holland | Compton | Wilhite | Webb | Waddell | Guldborg | Hall | Radcliff | Jenkins |
| 2/18 | Georgia Southern | 4 (4)      | 3-1    | Holland | Compton | Wilhite | Webb | Waddell | Guldborg | Hall | Radcliff | Jenkins |

[ ] game in doubleheader

\* ACC games

# Children's Healthcare of Atlanta Spring Classic (Coolray Field)

@ ACC Tournament

^ NCAA Tournament

# 2020 GEORGIA TECH BASEBALL ROSTERS

| No. | Name             | Position            | B/T | Height | Weight | Year  | Hometown/High School                         |
|-----|------------------|---------------------|-----|--------|--------|-------|--|
| 1   | Tres Gonzalez    | OF                  | L/L | 6-0    | 168    | Fr.   | Sandy Springs, Ga./Mount Vernon Presbyterian |
| 2   | Dalton Smith     | LHP                 | R/L | 6-1    | 206    | Fr.   | Valdosta, Ga./Lowndes HS                     |
| 4   | Harrison Thiel   | "teal" SS/2B        | R/R | 6-0    | 180    | Fr.   | Parrish, Fla./Palmetto HS                    |
| 5   | Colin Hall       | OF                  | L/R | 5-11   | 182    | Jr.   | Alpharetta, Ga./Wesleyan School              |
| 6   | Michael Guldberg | "goold-berg" INF/OF | R/R | 6-0    | 171    | Jr.   | Marietta, Ga./Walton                         |
| 7   | Luke Waddell     | "wah-dell" INF      | L/R | 5-9    | 180    | Jr.   | Loveland, Ohio/Loveland                      |
| 8   | Jonathan Hughes  | RHP                 | R/R | 6-2    | 196    | R-Sr. | Flowery Branch, Ga./Flowery Branch           |
| 9   | Charlie Benson   | INF                 | S/R | 5-11   | 177    | So.   | Alpharetta, Ga./Marist                       |
| 10  | Andrew Jenkins   | 3B                  | R/R | 6-0    | 225    | Fr.   | Atlanta, Ga./Pace Academy                    |
| 11  | Jake Holland     | C                   | R/R | 6-3    | 214    | Fr.   | Clermont, Fla./Montverde Academy             |
| 12  | Jackson Finley   | RHP                 | R/R | 6-3    | 217    | Fr.   | Richmond Hill, Ga./Richmond Hill HS          |
| 14  | Austin Wilhite   | "will-height" INF   | R/R | 5-9    | 172    | Sr.   | Buford, Ga./Buford                           |
| 15  | Hugh Chapman     | RHP                 | R/R | 6-3    | 205    | Jr.   | Smyrna, Ga./Holy Innocents' Episcopal        |
| 16  | Will Coquillard  | "coke-lee-ard" RHP  | L/R | 6-8    | 236    | Fr.   | Pacific Palisades, Calif./Palisades Charter  |
| 18  | Cameron Turley   | C/RHP               | R/R | 6-4    | 204    | Jr.   | Dacula, Ga./Mill Creek                       |
| 19  | Cort Roedig      | "row-dig" RHP       | R/R | 6-2    | 199    | So.   | Orlando, Fla./Dr. Phillips                   |
| 20  | Jamie Taylor     | C/RHP               | R/R | 6-1    | 208    | Jr.   | Johns Creek, Ga./Marist School               |
| 21  | Brant Hurter     | LHP                 | L/L | 6-6    | 252    | Jr.   | Canton, Ga./Woodstock                        |
| 22  | Baron Radcliff   | "bare-n" OF         | L/R | 6-4    | 228    | Jr.   | Norcross, Ga./Norcross                       |
| 23  | Stephen Reid     | OF                  | R/R | 6-1    | 218    | Fr.   | Berkeley Heights, N.J./Governor Livingston   |
| 24  | Brody Westbrook  | RHP                 | R/R | 6-3    | 201    | Fr.   | Cumming, Ga./North Forsyth HS                |
| 25  | Drew Compton     | 3B                  | S/R | 6-2    | 212    | Fr.   | Berkeley Heights, N.J./Governor Livingston   |
| 26  | Paxton Rigby     | OF/1B               | L/R | 6-3    | 208    | Sr.   | Altamonte Springs, Fla./Lake Brantley        |
| 27  | Luke Bartnicki   | LHP                 | L/L | 6-3    | 232    | So.   | Marietta, Ga./Walton                         |
| 29  | Jackson Arnold   | RHP                 | R/R | 6-0    | 183    | Fr.   | Auburn, Ala./Auburn HS                       |
| 32  | Joseph Mannelly  | "man-e-lee" LHP     | L/L | 6-3    | 219    | R-So. | Atlanta, Ga./Marist School                   |
| 35  | Jackson Webb     | INF                 | S/R | 6-0    | 173    | R-Sr. | Roswell, Ga./Johnson Ferry Christian (UCF)   |
| 36  | Sam Crawford     | LHP                 | L/L | 6-2    | 213    | Jr.   | Raleigh, N.C./St. David's                    |
| 39  | Jake Brace       | RHP                 | R/R | 5-11   | 198    | Jr.   | Suwanee, Ga./North Gwinnett                  |
| 40  | John Giesler     | "geese-ler" SS/UT   | R/R | 6-3    | 202    | Fr.   | Marietta, Ga./Walton HS                      |
| 41  | Zach Maxwell     | RHP                 | R/R | 6-6    | 271    | Fr.   | Acworth, Ga./North Paulding HS               |
| 42  | Jadyn Jackson    | "jay-den" INF/SS    | R/R | 6-0    | 180    | Fr.   | Sugar Hill, Ga./Lanier HS                    |
| 45  | Andy Archer      | RHP                 | R/R | 6-4    | 192    | R-Jr. | Duluth, Ga./Wesleyan School                  |
| 46  | Ben King         | RHP                 | R/R | 6-3    | 220    | Fr.   | Calhoun, Ga./Calhoun                         |
| 48  | Josiah Siegel    | "sea-gul" LHP       | L/L | 6-1    | 196    | Fr.   | Woodstock, Ga./Woodstock HS                  |

## COACHES & STAFF

|   |  |
|---|--|
| <b>Head Coach:</b>                      | 17 Danny Hall (Miami, Ohio '77), 27th year at Tech |
| <b>Assistant Coach/Pitching:</b>        | 30 Danny Borrell (Wake Forest '09), 1st year       |
| <b>Assistant Coach/Hitting:</b>         | 13 James Ramsey (Florida State '12), 2nd year      |
| <b>Volunteer Assistant Coach:</b>       | 31 Dan Jaffe (Pacific '14), 2nd year               |
| <b>Director of Baseball Operations:</b> | Nick Scherer (Georgia Tech, '07), 13th year        |
| <b>Athletic Trainer:</b>                | Paul Wolkoff (Georgia Tech, '93), 12th year        |
| <b>Strength &amp; Conditioning:</b>     | Steve Tamborra (Florida State '94), 21st year      |
| <b>Equipment Manager:</b>               | David McDaniel (Liberty, '09), 5th year            |

## ALPHABETICAL

| No. | Name             |
|-----|------------------|
| 45  | Andy Archer      |
| 29  | Jackson Arnold   |
| 27  | Luke Bartnicki   |
| 9   | Charlie Benson   |
| 39  | Jake Brace       |
| 15  | Hugh Chapman     |
| 25  | Drew Compton     |
| 16  | Will Coquillard  |
| 36  | Sam Crawford     |
| 12  | Jackson Finley   |
| 40  | John Giesler     |
| 1   | Tres Gonzalez    |
| 6   | Michael Guldberg |
| 5   | Colin Hall       |
| 8   | Jonathan Hughes  |
| 21  | Brant Hurter     |
| 42  | Jadyn Jackson    |
| 10  | Andrew Jenkins   |
| 46  | Ben King         |
| 32  | Joseph Mannelly  |
| 41  | Zach Maxwell     |
| 22  | Baron Radcliff   |
| 23  | Stephen Reid     |
| 26  | Paxton Rigby     |
| 19  | Cort Roedig      |
| 48  | Josiah Siegel    |
| 2   | Dalton Smith     |
| 20  | Jamie Taylor     |
| 4   | Harrison Thiel   |
| 18  | Cameron Turley   |
| 7   | Luke Waddell     |
| 35  | Jackson Webb     |
| 24  | Brody Westbrook  |
| 14  | Austin Wilhite   |

## BY STATE

### Georgia (25)

|                  |                |
|------------------|----------------|
| Andy Archer      | Duluth         |
| Luke Bartnicki   | Marietta       |
| Charlie Benson   | Alpharetta     |
| Jake Brace       | Suwanee        |
| Hugh Chapman     | Smyrna         |
| Jackson Finley   | Richmond Hill  |
| John Giesler     | Marietta       |
| Tres Gonzalez    | Sandy Springs  |
| Michael Guldberg | Marietta       |
| Colin Hall       | Alpharetta     |
| Jonathan Hughes  | Flowery Branch |
| Brant Hurter     | Canton         |
| Jadyn Jackson    | Sugar Hill     |
| Andrew Jenkins   | Atlanta        |
| Ben King         | Calhoun        |

|                 |             |
|-----------------|-------------|
| Joseph Mannelly | Atlanta     |
| Zach Maxwell    | Acworth     |
| Baron Radcliff  | Norcross    |
| Josiah Siegel   | Woodstock   |
| Dalton Smith    | Valdosta    |
| Jamie Taylor    | Johns Creek |
| Cameron Turley  | Dacula      |
| Jackson Webb    | Roswell     |
| Brody Westbrook | Cumming     |
| Austin Wilhite  | Buford      |

### Alabama (1)

|                |        |
|----------------|--------|
| Jackson Arnold | Auburn |
|----------------|--------|

### Florida (4)

|                |                   |
|----------------|-------------------|
| Jake Holland   | Clermont          |
| Paxton Rigby   | Altamonte Springs |
| Cort Roedig    | Orlando           |
| Harrison Thiel | Parrish           |

### New Jersey (2)

|              |                  |
|--------------|------------------|
| Drew Compton | Berkeley Heights |
| Stephen Reid | Berkeley Heights |

### California (1)

|                 |                   |
|-----------------|-------------------|
| Will Coquillard | Pacific Palisades |
|-----------------|-------------------|

### North Carolina (1)

|              |         |
|--------------|---------|
| Sam Crawford | Raleigh |
|--------------|---------|

### Ohio (1)

|              |          |
|--------------|----------|
| Luke Waddell | Loveland |
|--------------|----------|

## BY CLASS

**Seniors (4):** Hughes\*, Rigby, Webb\*, A. Wilhite

**Juniors (11):** Archer\*, Brace, Chapman, Crawford, Guldberg, Co. Hall, Hurter, Radcliff, Taylor, Turley, Waddell

**Sophomores (4):** Bartnicki, Benson, Mannelly\*, Roedig

**Freshman (17):** Arnold, Compton, Coquillard, Finley, Giesler, Gonzalez, Holland, Sorrow III, Jackson, Jenkins, King, Maxwell, Reid, Siegel, Smith, Thiel, Westbrook

\* redshirt



**#1 Tres Gonzalez**  
OF • L/L • 6-0 • 168  
Freshman



**#2 Dalton Smith**  
LHP • R/L • 6-1 • 206  
Freshman




**#3 Harrison Thiel**  
INF • R/R • 6-0 • 180  
Freshman



**#5 Colin Hall**  
OF • L/R • 5-11 • 182  
Junior



**#6 Michael Guldborg**  
INF/OF • R/R • 6-0 • 171  
Junior



**#7 Luke Waddell**  
INF • L/R • 5-9 • 180  
Junior



**#8 Jonathan Hughes**  
RHP • R/R • 6-2 • 196  
Redshirt Senior



**#9 Charlie Benson**  
INF • S/R • 5-11 • 177  
Sophomore



**#10 Andrew Jenkins**  
INF • R/R • 6-0 • 225  
Freshman



**#11 Jake Holland**  
C • R/R • 6-3 • 214  
Freshman



**#12 Jackson Finley**  
RHP • R/R • 6-3 • 217  
Freshman



**#14 Austin Wilhite**  
INF • R/R • 5-9 • 172  
Senior



**#15 Hugh Chapman**  
RHP • R/R • 6-3 • 205  
Junior



**#16 Will Coquillard**  
RHP • L/R • 6-3 • 236  
Freshman



**#18 Cameron Turley**  
C/RHP • R/R • 6-4 • 204  
Junior



**#19 Cort Roedig**  
RHP • R/R • 6-2 • 199  
Sophomore



**#20 Jamie Taylor**  
C/RHP • R/R • 6-1 • 208  
Junior



**#21 Brant Hurter**  
LHP • L/L • 6-6 • 252  
Junior



**#22 Baron Radcliff**  
OF • L/R • 6-4 • 228  
Junior



**#23 Stephen Reid**  
OF • R/R • 6-1 • 218  
Freshman



**#24 Brody Westbrooks**  
RHP • R/R • 6-3 • 201  
Freshman



**#25 Drew Compton**  
INF • S/R • 6-2 • 212  
Freshman



**#26 Paxton Rigby**  
OF/1B • L/R • 6-3 • 208  
Senior



**#27 Luke Bartnicki**  
LHP • L/L • 6-3 • 232  
Sophomore




**#29 Jackson Arnold**  
RHP • R/R • 6-0 • 183  
Freshman




**#32 Joseph Mannelly**  
LHP • L/L • 6-3 • 219  
Redshirt Sophomore



**#35 Jackson Webb**  
INF • S/R • 6-0 • 173  
Redshirt Senior



**#36 Sam Crawford**  
LHP • L/L • 6-2 • 213  
Junior



**#39 Jake Brace**  
RHP • R/R • 5-11 • 198  
Junior




**#40 John Giesler**  
SS/UT • S/R • 6-3 • 202  
Freshman



**#41 Zach Maxwell**  
RHP • R/R • 6-6 • 271  
Freshman



**#42 Jady Jackson**  
INF • R/R • 6-0 • 180  
Freshman



**#45 Andy Archer**  
RHP • R/R • 6-4 • 220  
Redshirt Junior



**#46 Ben King**  
RHP • R/R • 6-3 • 220  
Freshman



**#48 Josiah Siegel**  
LHP • L/L • 6-1 • 196  
Freshman



**#17 Danny Hall**  
Head Coach



**#30 Danny Borrell**  
Assistant Coach  
Pitching



**#13 James Ramsey**  
Assistant Coach  
Hitting



**#31 Dan Jaffe**  
Volunteer Assistant  
Coach

2020 Georgia Tech Baseball  
Game Results for Georgia Tech (as of Feb 19, 2020)  
(All games)

| Date         | Opponent            | Score  | Inns | Overall | ACC   | Pitcher of record   | Attend | Time |
|--------------|---------------------|--------|------|---------|-------|---------------------|--------|------|
| Feb 14, 2020 | ST. PETER'S         | w 6-0  | 9    | 1-0-0   | 0-0-0 | Smith, Dal (W 1-0)  | 1039   | 2:43 |
| Feb 15, 2020 | CINCINNATI          | w 6-4  | 9    | 2-0-0   | 0-0-0 | Hughes, J (W 1-0)   | 1366   | 2:51 |
| Feb 16, 2020 | ST. JOHN'S          | L 1-11 | 9    | 2-1-0   | 0-0-0 | Roedig, C (L 0-1)   | 880    | 3:21 |
| Feb 18, 2020 | at Georgia Southern | w 4-3  | 9    | 3-1-0   | 0-0-0 | Crawford, S (W 1-0) | 737    | 3:06 |

() extra inning game

2020 Georgia Tech Baseball  
Overall Statistics for Georgia Tech (as of Feb 19, 2020)  
(All games Sorted by Batting avg)

Record: 3-1 Home: 2-1 Away: 1-0 ACC: 0-0

| Player           | avg  | gp-gs | ab  | r  | h  | 2b | 3b | hr | rbi | tb | slg% | bb | hp | so | gdp | ob%   | sf | sh | sb-att | po  | a  | e | fld%  |
|------------------|------|-------|-----|----|----|----|----|----|-----|----|------|----|----|----|-----|-------|----|----|--------|-----|----|---|-------|
| Michael Guldberg | .571 | 4-4   | 14  | 2  | 8  | 3  | 0  | 0  | 3   | 11 | .786 | 1  | 1  | 0  | 0   | .588  | 1  | 1  | 1-1    | 5   | 0  | 0 | 1.000 |
| Andrew Jenkins   | .364 | 4-4   | 11  | 1  | 4  | 1  | 0  | 0  | 1   | 5  | .455 | 0  | 1  | 3  | 0   | .385  | 1  | 0  | 0-0    | 0   | 0  | 0 | .000  |
| Luke Waddell     | .357 | 4-4   | 14  | 4  | 5  | 1  | 1  | 0  | 1   | 8  | .571 | 4  | 0  | 1  | 0   | .500  | 0  | 0  | 0-0    | 4   | 14 | 1 | .947  |
| Jackson Webb     | .300 | 4-4   | 10  | 1  | 3  | 0  | 0  | 0  | 3   | 3  | .300 | 3  | 0  | 0  | 0   | .400  | 2  | 0  | 1-2    | 3   | 4  | 2 | .778  |
| Jake Holland     | .273 | 4-4   | 11  | 1  | 3  | 2  | 0  | 0  | 0   | 5  | .455 | 1  | 0  | 3  | 0   | .333  | 0  | 0  | 0-0    | 40  | 3  | 1 | .977  |
| Austin Wilhite   | .214 | 4-4   | 14  | 2  | 3  | 0  | 0  | 0  | 1   | 3  | .214 | 0  | 0  | 5  | 0   | .214  | 0  | 0  | 0-0    | 10  | 8  | 0 | 1.000 |
| Drew Compton     | .200 | 4-4   | 10  | 4  | 2  | 0  | 0  | 1  | 1   | 5  | .500 | 6  | 0  | 2  | 0   | .500  | 0  | 0  | 0-0    | 24  | 2  | 0 | 1.000 |
| Baron Radcliff   | .133 | 4-4   | 15  | 2  | 2  | 1  | 1  | 0  | 1   | 5  | .333 | 3  | 0  | 6  | 0   | .278  | 0  | 0  | 0-0    | 8   | 0  | 1 | .889  |
| Colin Hall       | .000 | 4-4   | 12  | 0  | 0  | 0  | 0  | 0  | 2   | 0  | .000 | 1  | 0  | 5  | 0   | .067  | 2  | 0  | 0-0    | 5   | 1  | 1 | .857  |
| -----            |      |       |     |    |    |    |    |    |     |    |      |    |    |    |     |       |    |    |        |     |    |   |       |
| Tres Gonzalez    | .250 | 3-0   | 4   | 0  | 1  | 1  | 0  | 0  | 1   | 2  | .500 | 0  | 0  | 1  | 0   | .250  | 0  | 0  | 0-0    | 0   | 0  | 0 | .000  |
| Stephen Reid     | .200 | 3-0   | 5   | 0  | 1  | 0  | 0  | 0  | 1   | 1  | .200 | 0  | 0  | 2  | 0   | .200  | 0  | 0  | 0-0    | 0   | 0  | 0 | .000  |
| Charlie Benson   | .000 | 2-0   | 2   | 0  | 0  | 0  | 0  | 0  | 0   | 0  | .000 | 0  | 0  | 1  | 0   | .000  | 0  | 0  | 0-0    | 1   | 1  | 0 | 1.000 |
| Paxton Rigby     | .000 | 1-0   | 1   | 0  | 0  | 0  | 0  | 0  | 0   | 0  | .000 | 0  | 0  | 0  | 0   | .000  | 0  | 0  | 0-0    | 0   | 0  | 0 | .000  |
| Jamie Taylor     | .000 | 1-0   | 0   | 0  | 0  | 0  | 0  | 0  | 0   | 0  | .000 | 0  | 0  | 0  | 0   | .000  | 0  | 0  | 0-0    | 0   | 0  | 0 | .000  |
| Jadyn Jackson    | .000 | 2-0   | 0   | 0  | 0  | 0  | 0  | 0  | 0   | 0  | .000 | 1  | 0  | 0  | 0   | 1.000 | 0  | 0  | 0-0    | 0   | 2  | 0 | 1.000 |
| Cameron Turley   | .000 | 2-0   | 0   | 0  | 0  | 0  | 0  | 0  | 0   | 0  | .000 | 0  | 0  | 0  | 0   | .000  | 0  | 0  | 0-0    | 5   | 0  | 0 | 1.000 |
| Totals           | .260 | 4     | 123 | 17 | 32 | 9  | 2  | 1  | 15  | 48 | .390 | 20 | 2  | 29 | 0   | .358  | 6  | 1  | 2-3    | 108 | 41 | 7 | .955  |
| Opponents        | .225 | 4     | 129 | 18 | 29 | 6  | 2  | 1  | 12  | 42 | .326 | 17 | 7  | 43 | 3   | .344  | 1  | 3  | 3-7    | 102 | 38 | 2 | .986  |

LOB - Team (33), Opp (31). DPs turned - Team (3). IBB - Team (0), Opp (1). Picked off - Jenkins, A 1.

(All games Sorted by Earned run avg)

| Player          | era   | w-l | app | gs | cg | sho | sv | ip   | h  | r  | er | bb | so | 2b | 3b | hr | b/avg | wp | hp | bk | sfa | sha |
|-----------------|-------|-----|-----|----|----|-----|----|------|----|----|----|----|----|----|----|----|-------|----|----|----|-----|-----|
| Dalton Smith    | 0.00  | 1-0 | 2   | 0  | 0  | 0/1 | 0  | 5.1  | 4  | 1  | 0  | 1  | 7  | 2  | 0  | 0  | .222  | 1  | 0  | 0  | 0   | 2   |
| Zach Maxwell    | 0.00  | 0-0 | 1   | 1  | 0  | 0/1 | 0  | 4.0  | 1  | 0  | 0  | 4  | 5  | 0  | 0  | 0  | .077  | 0  | 1  | 0  | 0   | 0   |
| Jonathan Hughes | 1.80  | 1-0 | 1   | 1  | 0  | 0/0 | 0  | 5.0  | 5  | 1  | 1  | 0  | 2  | 0  | 2  | 0  | .278  | 1  | 1  | 0  | 0   | 0   |
| Luke Bartnicki  | 2.25  | 0-0 | 1   | 1  | 0  | 0/0 | 0  | 4.0  | 3  | 2  | 1  | 3  | 3  | 1  | 0  | 0  | .231  | 0  | 1  | 0  | 0   | 1   |
| Andy Archer     | 2.25  | 0-0 | 1   | 0  | 0  | 0/0 | 1  | 4.0  | 2  | 3  | 1  | 2  | 7  | 1  | 0  | 0  | .154  | 0  | 1  | 0  | 1   | 0   |
| Cort Roedig     | 9.82  | 0-1 | 1   | 1  | 0  | 0/0 | 0  | 3.2  | 4  | 6  | 4  | 2  | 6  | 1  | 0  | 0  | .286  | 2  | 2  | 0  | 0   | 0   |
| -----           |       |     |     |    |    |     |    |      |    |    |    |    |    |    |    |    |       |    |    |    |     |     |
| Sam Crawford    | 0.00  | 1-0 | 2   | 0  | 0  | 0/0 | 0  | 2.0  | 1  | 0  | 0  | 1  | 4  | 0  | 0  | 0  | .143  | 0  | 0  | 0  | 0   | 0   |
| Brody Westbrook | 0.00  | 0-0 | 1   | 0  | 0  | 0/1 | 0  | 2.0  | 0  | 0  | 0  | 0  | 4  | 0  | 0  | 0  | .000  | 0  | 0  | 0  | 0   | 0   |
| Jackson Arnold  | 0.00  | 0-0 | 1   | 0  | 0  | 0/0 | 0  | 1.2  | 1  | 0  | 0  | 1  | 2  | 0  | 0  | 0  | .167  | 0  | 0  | 0  | 0   | 0   |
| Hugh Chapman    | 0.00  | 0-0 | 2   | 0  | 0  | 0/0 | 0  | 1.1  | 1  | 0  | 0  | 1  | 0  | 0  | 0  | 0  | .200  | 0  | 0  | 0  | 0   | 0   |
| Ben King        | 0.00  | 0-0 | 1   | 0  | 0  | 0/1 | 0  | 1.0  | 1  | 0  | 0  | 1  | 0  | 0  | 0  | 0  | .333  | 0  | 0  | 0  | 0   | 0   |
| Josiah Siegel   | 0.00  | 0-0 | 1   | 0  | 0  | 0/0 | 0  | 0.2  | 1  | 0  | 0  | 1  | 2  | 0  | 0  | 0  | .250  | 0  | 0  | 0  | 0   | 0   |
| Will Coquillard | 9.00  | 0-0 | 1   | 0  | 0  | 0/0 | 0  | 1.0  | 2  | 1  | 1  | 0  | 0  | 1  | 0  | 0  | .400  | 0  | 0  | 0  | 0   | 0   |
| Jackson Finley  | 99.00 | 0-0 | 1   | 0  | 0  | 0/0 | 0  | 0.1  | 3  | 4  | 4  | 0  | 1  | 0  | 0  | 1  | .750  | 0  | 1  | 0  | 0   | 0   |
| Totals          | 3.00  | 3-1 | 4   | 4  | 0  | 1/1 | 1  | 36.0 | 29 | 18 | 12 | 17 | 43 | 6  | 2  | 1  | .225  | 4  | 7  | 0  | 1   | 3   |
| Opponents       | 3.71  | 1-3 | 4   | 4  | 0  | 0/0 | 0  | 34.0 | 32 | 17 | 14 | 20 | 29 | 9  | 2  | 1  | .260  | 4  | 2  | 1  | 6   | 1   |

PB - Team (3), Holland, J 3, Opp (1). Pickoffs - Team (0), Opp (1). SBA/ATT - Holland, J (3-6), Hughes, J (1-2), Roedig, C (0-2), Chapman, H (1-1), Smith, Dal (1-1), Archer, A (0-1).

2020 Georgia Tech Baseball  
Overall Statistics for Georgia Tech (as of Feb 19, 2020)  
(All games Sorted by Fielding pct)

| Player           | c   | po  | a  | e | fld%  | dp | sba | csb | sba%  | pb | ci |
|------------------|-----|-----|----|---|-------|----|-----|-----|-------|----|----|
| Drew Compton     | 26  | 24  | 2  | 0 | 1.000 | 3  | 0   | 0   | .000  | 0  | 0  |
| Austin Wilhite   | 18  | 10  | 8  | 0 | 1.000 | 2  | 0   | 0   | .000  | 0  | 0  |
| Cameron Turley   | 5   | 5   | 0  | 0 | 1.000 | 0  | 0   | 0   | .000  | 0  | 0  |
| Michael Guldberg | 5   | 5   | 0  | 0 | 1.000 | 0  | 0   | 0   | .000  | 0  | 0  |
| Dalton Smith     | 3   | 1   | 2  | 0 | 1.000 | 1  | 1   | 0   | 1.000 | 0  | 0  |
| Jadyn Jackson    | 2   | 0   | 2  | 0 | 1.000 | 0  | 0   | 0   | .000  | 0  | 0  |
| Luke Bartnicki   | 2   | 0   | 2  | 0 | 1.000 | 0  | 0   | 0   | .000  | 0  | 0  |
| Charlie Benson   | 2   | 1   | 1  | 0 | 1.000 | 1  | 0   | 0   | .000  | 0  | 0  |
| Zach Maxwell     | 1   | 0   | 1  | 0 | 1.000 | 0  | 0   | 0   | .000  | 0  | 0  |
| Jonathan Hughes  | 1   | 0   | 1  | 0 | 1.000 | 0  | 1   | 1   | .500  | 0  | 0  |
| Ben King         | 1   | 1   | 0  | 0 | 1.000 | 1  | 0   | 0   | .000  | 0  | 0  |
| Jake Holland     | 44  | 40  | 3  | 1 | .977  | 0  | 3   | 3   | .500  | 3  | 0  |
| Luke Waddell     | 19  | 4   | 14 | 1 | .947  | 2  | 0   | 0   | .000  | 0  | 0  |
| Baron Radcliff   | 9   | 8   | 0  | 1 | .889  | 0  | 0   | 0   | .000  | 0  | 0  |
| Colin Hall       | 7   | 5   | 1  | 1 | .857  | 0  | 0   | 0   | .000  | 0  | 0  |
| Jackson Webb     | 9   | 3   | 4  | 2 | .778  | 0  | 0   | 0   | .000  | 0  | 0  |
| Cort Roedig      | 2   | 1   | 0  | 1 | .500  | 0  | 0   | 2   | .000  | 0  | 0  |
| Andrew Jenkins   | 0   | 0   | 0  | 0 | .000  | 0  | 0   | 0   | .000  | 0  | 0  |
| Stephen Reid     | 0   | 0   | 0  | 0 | .000  | 0  | 0   | 0   | .000  | 0  | 0  |
| Paxton Rigby     | 0   | 0   | 0  | 0 | .000  | 0  | 0   | 0   | .000  | 0  | 0  |
| Jackson Finley   | 0   | 0   | 0  | 0 | .000  | 0  | 0   | 0   | .000  | 0  | 0  |
| Josiah Siegel    | 0   | 0   | 0  | 0 | .000  | 0  | 0   | 0   | .000  | 0  | 0  |
| Jackson Arnold   | 0   | 0   | 0  | 0 | .000  | 0  | 0   | 0   | .000  | 0  | 0  |
| Jamie Taylor     | 0   | 0   | 0  | 0 | .000  | 0  | 0   | 0   | .000  | 0  | 0  |
| Hugh Chapman     | 0   | 0   | 0  | 0 | .000  | 0  | 1   | 0   | 1.000 | 0  | 0  |
| Tres Gonzalez    | 0   | 0   | 0  | 0 | .000  | 0  | 0   | 0   | .000  | 0  | 0  |
| Brody Westbrooks | 0   | 0   | 0  | 0 | .000  | 0  | 0   | 0   | .000  | 0  | 0  |
| Andy Archer      | 0   | 0   | 0  | 0 | .000  | 0  | 0   | 1   | .000  | 0  | 0  |
| Will Coquillard  | 0   | 0   | 0  | 0 | .000  | 0  | 0   | 0   | .000  | 0  | 0  |
| Sam Crawford     | 0   | 0   | 0  | 0 | .000  | 0  | 0   | 0   | .000  | 0  | 0  |
| Totals           | 156 | 108 | 41 | 7 | .955  | 3  | 3   | 4   | .429  | 3  | 0  |
| Opponents        | 142 | 102 | 38 | 2 | .986  | 0  | 2   | 1   | .667  | 1  | 0  |

Hitting minimums - 1 Games 1.5 AB/Game

Pitching minimums - 1 Games 0.8 IP/Game

2020 Georgia Tech Baseball  
Games Summary for Georgia Tech (as of Feb 19, 2020)  
(All games)

|                  |   |   |   |   |   |   |   |   |   |       |
|------------------|---|---|---|---|---|---|---|---|---|-------|
| Score by innings | 1 | 2 | 3 | 4 | 5 | 6 | 7 | 8 | 9 | Total |
| Georgia Tech     | 1 | 2 | 1 | 1 | 4 | 1 | 4 | 1 | 2 | 17    |
| Opponents        | 1 | 2 | 5 | 1 | 1 | 0 | 4 | 3 | 1 | 18    |

|                      |     |  |  |  |  |  |  |                      |     |  |
|----------------------|-----|--|--|--|--|--|--|----------------------|-----|--|
| Record when ...      |     |  |  |  |  |  |  |                      |     |  |
| Overall              | 3-1 |  |  |  |  |  |  | After 6 leading      | 2-0 |  |
| Conference           | 0-0 |  |  |  |  |  |  | ..... trailing       | 1-1 |  |
| Non-Conference       | 3-1 |  |  |  |  |  |  | ..... tied           | 0-0 |  |
| Home games           | 2-1 |  |  |  |  |  |  | After 7 leading      | 2-0 |  |
| Away games           | 1-0 |  |  |  |  |  |  | ..... trailing       | 1-1 |  |
| Neutral site         | 0-0 |  |  |  |  |  |  | ..... tied           | 0-0 |  |
| Day games            | 2-1 |  |  |  |  |  |  | After 8 leading      | 2-0 |  |
| Night games          | 1-0 |  |  |  |  |  |  | ..... trailing       | 1-1 |  |
| vs Left starter      | 0-0 |  |  |  |  |  |  | ..... tied           | 0-0 |  |
| vs Right starter     | 3-1 |  |  |  |  |  |  |                      |     |  |
| 1-Run games          | 1-0 |  |  |  |  |  |  | Hit 0 home runs      | 2-1 |  |
| 2-Run games          | 1-0 |  |  |  |  |  |  | ... 1 home run       | 1-0 |  |
| 5+Run games          | 1-1 |  |  |  |  |  |  | ... 2+ home runs     | 0-0 |  |
| Extra innings        | 0-0 |  |  |  |  |  |  |                      |     |  |
| Shutouts             | 1-0 |  |  |  |  |  |  | Opponent 0 home runs | 3-0 |  |
|                      |     |  |  |  |  |  |  | ..... 1 home run     | 0-1 |  |
| Scoring 0-2 runs     | 0-1 |  |  |  |  |  |  | ..... 2+ HRs         | 0-0 |  |
| ..... 3-5 runs       | 1-0 |  |  |  |  |  |  |                      |     |  |
| ..... 6-9 runs       | 2-0 |  |  |  |  |  |  | Made 0 errors        | 1-0 |  |
| ..... 10+ runs       | 0-0 |  |  |  |  |  |  | .... 1 error         | 0-0 |  |
|                      |     |  |  |  |  |  |  | .... 2+ errors       | 2-1 |  |
| Opponent 0-2 runs    | 1-0 |  |  |  |  |  |  |                      |     |  |
| ..... 3-5 runs       | 2-0 |  |  |  |  |  |  | Opp. made 0 errors   | 1-1 |  |
| ..... 6-9 runs       | 0-0 |  |  |  |  |  |  | ..... 1 error        | 2-0 |  |
| ..... 10+ runs       | 0-1 |  |  |  |  |  |  | ..... 2+ errors      | 0-0 |  |
| Scored in 1st inning | 1-0 |  |  |  |  |  |  | Out-hit opponent     | 3-0 |  |
| Opp. scored in 1st   | 1-0 |  |  |  |  |  |  | Out-hit by opponent  | 0-1 |  |
| Scores first         | 2-0 |  |  |  |  |  |  | Hits are tied        | 0-0 |  |
| Opp. scores first    | 1-1 |  |  |  |  |  |  |                      |     |  |

|                          |     |     |     |     |     |     |     |     |     |     |     |
|--------------------------|-----|-----|-----|-----|-----|-----|-----|-----|-----|-----|-----|
| Record when team scores: |     |     |     |     |     |     |     |     |     |     |     |
| Runs                     | 0   | 1   | 2   | 3   | 4   | 5   | 6   | 7   | 8   | 9   | 10+ |
| W-L                      | 0-0 | 0-1 | 0-0 | 0-0 | 1-0 | 0-0 | 2-0 | 0-0 | 0-0 | 0-0 | 0-0 |

|                              |     |     |     |     |     |     |     |     |     |     |     |
|------------------------------|-----|-----|-----|-----|-----|-----|-----|-----|-----|-----|-----|
| Record when opponent scores: |     |     |     |     |     |     |     |     |     |     |     |
| Runs                         | 0   | 1   | 2   | 3   | 4   | 5   | 6   | 7   | 8   | 9   | 10+ |
| W-L                          | 1-0 | 0-0 | 0-0 | 1-0 | 1-0 | 0-0 | 0-0 | 0-0 | 0-0 | 0-0 | 0-1 |

|                            |     |     |     |     |     |     |     |     |  |  |  |
|----------------------------|-----|-----|-----|-----|-----|-----|-----|-----|--|--|--|
| Record when leading after: |     |     |     |     |     |     |     |     |  |  |  |
| Inn.                       | 1   | 2   | 3   | 4   | 5   | 6   | 7   | 8   |  |  |  |
| W-L                        | 1-0 | 2-0 | 1-0 | 1-0 | 2-0 | 2-0 | 2-0 | 2-0 |  |  |  |

|                             |     |     |     |     |     |     |     |     |  |  |  |
|-----------------------------|-----|-----|-----|-----|-----|-----|-----|-----|--|--|--|
| Record when trailing after: |     |     |     |     |     |     |     |     |  |  |  |
| Inn.                        | 1   | 2   | 3   | 4   | 5   | 6   | 7   | 8   |  |  |  |
| W-L                         | 1-0 | 1-1 | 2-1 | 2-1 | 1-1 | 1-1 | 1-1 | 1-1 |  |  |  |

|                         |     |     |     |     |     |     |     |     |  |  |  |
|-------------------------|-----|-----|-----|-----|-----|-----|-----|-----|--|--|--|
| Record when tied after: |     |     |     |     |     |     |     |     |  |  |  |
| Inn.                    | 1   | 2   | 3   | 4   | 5   | 6   | 7   | 8   |  |  |  |
| W-L                     | 1-1 | 0-0 | 0-0 | 0-0 | 0-0 | 0-0 | 0-0 | 0-0 |  |  |  |

Current winning streak: 1  
Longest winning streak: 2  
Longest losing streak: 1

Home attendance : 3285 ( 3 dates avg = 1095 )  
Away attendance : 737 ( 1 dates avg = 737 )  
Total attendance: 4022 ( 4 dates avg = 1005 )

2020 Georgia Tech Baseball  
Team Game-by-Game for Georgia Tech (as of Feb 19, 2020)  
Batting (All games)

| Date   | Opponent            | ab  | r  | h  | rbi | 2b | 3b | hr | tb | bb | ibb | sb | cs | hbp | sac | sf | gdp | k  | po  | a  | e | lob | avg  |
|--------|---------------------|-----|----|----|-----|----|----|----|----|----|-----|----|----|-----|-----|----|-----|----|-----|----|---|-----|------|
| Feb 14 | ST. PETER'S         | 27  | 6  | 8  | 6   | 1  | 1  | 1  | 14 | 6  | 0   | 0  | 0  | 1   | 1   | 3  | 0   | 0  | 27  | 11 | 0 | 8   | .296 |
| Feb 15 | CINCINNATI          | 31  | 6  | 9  | 4   | 2  | 1  | 0  | 13 | 6  | 0   | 2  | 1  | 1   | 0   | 1  | 0   | 6  | 27  | 9  | 2 | 9   | .293 |
| Feb 16 | ST. JOHN'S          | 30  | 1  | 5  | 1   | 3  | 0  | 0  | 8  | 4  | 0   | 0  | 0  | 0   | 0   | 1  | 0   | 13 | 27  | 10 | 3 | 7   | .250 |
| Feb 18 | at Georgia Southern | 35  | 4  | 10 | 4   | 3  | 0  | 0  | 13 | 4  | 0   | 0  | 0  | 0   | 0   | 1  | 0   | 10 | 27  | 11 | 2 | 9   | .260 |
| Totals |                     | 123 | 17 | 32 | 15  | 9  | 2  | 1  | 48 | 20 | 0   | 2  | 1  | 2   | 1   | 6  | 0   | 29 | 108 | 41 | 7 | 33  | .260 |

2020 Georgia Tech Baseball  
Team Game-by-Game for Georgia Tech (as of Feb 19, 2020)  
Pitching (All games)

| Date   | Opponent            | ip   | h  | r  | er | bb | so | 2b | 3b | hr | wp | bk | hbp | dp | ibb | score | w-l | sv | era  |
|--------|---------------------|------|----|----|----|----|----|----|----|----|----|----|-----|----|-----|-------|-----|----|------|
| Feb 14 | ST. PETER'S         | 9.0  | 3  | 0  | 0  | 5  | 12 | 0  | 0  | 0  | 0  | 0  | 1   | 2  | 0   | 6-0   | 1-0 | 0  | 0.00 |
| Feb 15 | CINCINNATI          | 9.0  | 7  | 4  | 2  | 2  | 9  | 1  | 2  | 0  | 1  | 0  | 2   | 0  | 0   | 6-4   | 2-0 | 1  | 1.00 |
| Feb 16 | ST. JOHN'S          | 9.0  | 13 | 11 | 9  | 5  | 12 | 2  | 0  | 1  | 2  | 0  | 3   | 0  | 0   | 1-11  | 2-1 | 1  | 3.67 |
| Feb 18 | at Georgia Southern | 9.0  | 6  | 3  | 1  | 5  | 10 | 3  | 0  | 0  | 1  | 0  | 1   | 1  | 1   | 4-3   | 3-1 | 1  | 3.00 |
| Totals |                     | 36.0 | 29 | 18 | 12 | 17 | 43 | 6  | 2  | 1  | 4  | 0  | 7   | 3  | 1   | 17-18 | 3-1 | 1  | 3.00 |

## Record: 3-1 Home: 2-1 Away: 1-0 ACC: 0-0

[illegible]

(All games Sorted by Earned run avg)

[illegible]

2020 Georgia Tech Baseball  
Career Summary for Georgia Tech  
(All games Sorted by Fielding pct)

| Player           | SEASON |     |    |   |       |     |     |       |    |    | CAREER |     |     |    |       |     |     |       |    |    |
|------------------|--------|-----|----|---|-------|-----|-----|-------|----|----|--------|-----|-----|----|-------|-----|-----|-------|----|----|
|                  | CH     | PO  | A  | E | Fld%  | SBA | CSB | SBA%  | PB | CI | Ch     | PO  | A   | E  | Fld%  | SBA | CSB | SBA%  | PB | CI |
| Drew Compton     | 26     | 24  | 2  | 0 | 1.000 | 0   | 0   | .000  | 0  | 0  | 26     | 24  | 2   | 0  | 1.000 | 0   | 0   | .000  | 0  | 0  |
| Austin Wilhite   | 18     | 10  | 8  | 0 | 1.000 | 0   | 0   | .000  | 0  | 0  | 804    | 301 | 465 | 38 | .953  | 0   | 0   | .000  | 0  | 0  |
| Michael Guldberg | 5      | 5   | 0  | 0 | 1.000 | 0   | 0   | .000  | 0  | 0  | 89     | 83  | 4   | 2  | .978  | 0   | 0   | .000  | 0  | 0  |
| Cameron Turley   | 5      | 5   | 0  | 0 | 1.000 | 0   | 0   | .000  | 0  | 0  | 46     | 43  | 3   | 0  | 1.000 | 3   | 1   | .750  | 2  | 0  |
| Dalton Smith     | 3      | 1   | 2  | 0 | 1.000 | 1   | 0   | 1.000 | 0  | 0  | 3      | 1   | 2   | 0  | 1.000 | 1   | 0   | 1.000 | 0  | 0  |
| Jadyn Jackson    | 2      | 0   | 2  | 0 | 1.000 | 0   | 0   | .000  | 0  | 0  | 2      | 0   | 2   | 0  | 1.000 | 0   | 0   | .000  | 0  | 0  |
| Luke Bartnicki   | 2      | 0   | 2  | 0 | 1.000 | 0   | 0   | .000  | 0  | 0  | 11     | 1   | 8   | 2  | .818  | 4   | 1   | .800  | 0  | 0  |
| Charlie Benson   | 2      | 1   | 1  | 0 | 1.000 | 0   | 0   | .000  | 0  | 0  | 15     | 8   | 6   | 1  | .933  | 0   | 0   | .000  | 0  | 0  |
| Ben King         | 1      | 1   | 0  | 0 | 1.000 | 0   | 0   | .000  | 0  | 0  | 1      | 1   | 0   | 0  | 1.000 | 0   | 0   | .000  | 0  | 0  |
| Jonathan Hughes  | 1      | 0   | 1  | 0 | 1.000 | 1   | 1   | .500  | 0  | 0  | 27     | 8   | 18  | 1  | .963  | 4   | 4   | .500  | 0  | 0  |
| Zach Maxwell     | 1      | 0   | 1  | 0 | 1.000 | 0   | 0   | .000  | 0  | 0  | 1      | 0   | 1   | 0  | 1.000 | 0   | 0   | .000  | 0  | 0  |
| Jake Holland     | 44     | 40  | 3  | 1 | .977  | 3   | 3   | .500  | 3  | 0  | 44     | 40  | 3   | 1  | .977  | 3   | 3   | .500  | 3  | 0  |
| Luke Waddell     | 19     | 4   | 14 | 1 | .947  | 0   | 0   | .000  | 0  | 0  | 362    | 92  | 252 | 18 | .950  | 0   | 0   | .000  | 0  | 0  |
| Baron Radcliff   | 9      | 8   | 0  | 1 | .889  | 0   | 0   | .000  | 0  | 0  | 135    | 127 | 3   | 5  | .963  | 0   | 0   | .000  | 0  | 0  |
| Colin Hall       | 7      | 5   | 1  | 1 | .857  | 0   | 0   | .000  | 0  | 0  | 196    | 178 | 10  | 8  | .959  | 0   | 0   | .000  | 0  | 0  |
| Jackson Webb     | 9      | 3   | 4  | 2 | .778  | 0   | 0   | .000  | 0  | 0  | 145    | 65  | 71  | 9  | .938  | 0   | 0   | .000  | 0  | 0  |
| Cort Roedig      | 2      | 1   | 0  | 1 | .500  | 0   | 2   | .000  | 0  | 0  | 10     | 2   | 5   | 3  | .700  | 4   | 4   | .500  | 0  | 0  |
| Jackson Finley   | 0      | 0   | 0  | 0 | .000  | 0   | 0   | .000  | 0  | 0  | 0      | 0   | 0   | 0  | .000  | 0   | 0   | .000  | 0  | 0  |
| Will Coquillard  | 0      | 0   | 0  | 0 | .000  | 0   | 0   | .000  | 0  | 0  | 0      | 0   | 0   | 0  | .000  | 0   | 0   | .000  | 0  | 0  |
| Andy Archer      | 0      | 0   | 0  | 0 | .000  | 0   | 1   | .000  | 0  | 0  | 6      | 2   | 4   | 0  | 1.000 | 5   | 5   | .500  | 0  | 0  |
| Andrew Jenkins   | 0      | 0   | 0  | 0 | .000  | 0   | 0   | .000  | 0  | 0  | 0      | 0   | 0   | 0  | .000  | 0   | 0   | .000  | 0  | 0  |
| Tres Gonzalez    | 0      | 0   | 0  | 0 | .000  | 0   | 0   | .000  | 0  | 0  | 0      | 0   | 0   | 0  | .000  | 0   | 0   | .000  | 0  | 0  |
| Paxton Rigby     | 0      | 0   | 0  | 0 | .000  | 0   | 0   | .000  | 0  | 0  | 16     | 14  | 2   | 0  | 1.000 | 0   | 0   | .000  | 0  | 0  |
| Stephen Reid     | 0      | 0   | 0  | 0 | .000  | 0   | 0   | .000  | 0  | 0  | 0      | 0   | 0   | 0  | .000  | 0   | 0   | .000  | 0  | 0  |
| Josiah Siegel    | 0      | 0   | 0  | 0 | .000  | 0   | 0   | .000  | 0  | 0  | 0      | 0   | 0   | 0  | .000  | 0   | 0   | .000  | 0  | 0  |
| Hugh Chapman     | 0      | 0   | 0  | 0 | .000  | 1   | 0   | 1.000 | 0  | 0  | 5      | 3   | 2   | 0  | 1.000 | 1   | 0   | 1.000 | 0  | 0  |
| Jackson Arnold   | 0      | 0   | 0  | 0 | .000  | 0   | 0   | .000  | 0  | 0  | 0      | 0   | 0   | 0  | .000  | 0   | 0   | .000  | 0  | 0  |
| Sam Crawford     | 0      | 0   | 0  | 0 | .000  | 0   | 0   | .000  | 0  | 0  | 0      | 0   | 0   | 0  | .000  | 0   | 0   | .000  | 0  | 0  |
| Brody Westbrooks | 0      | 0   | 0  | 0 | .000  | 0   | 0   | .000  | 0  | 0  | 0      | 0   | 0   | 0  | .000  | 0   | 0   | .000  | 0  | 0  |
| Jamie Taylor     | 0      | 0   | 0  | 0 | .000  | 0   | 0   | .000  | 0  | 0  | 35     | 32  | 3   | 0  | 1.000 | 2   | 0   | 1.000 | 1  | 0  |
| Totals           | 156    | 108 | 41 | 7 | .955  | 3   | 4   | .429  | 3  | 0  |        |     |     |    |       |     |     |       |    |    |
| Opponents        | 142    | 102 | 38 | 2 | .986  | 2   | 1   | .667  | 1  | 0  |        |     |     |    |       |     |     |       |    |    |

2020 Georgia Tech Baseball  
Individual Game-by-Game for Georgia Tech (as of Feb 19, 2020)

#45 Andy Archer - 1 appearance (All games)

| Date   | Opponent   | GS | IP  | H | R | ER | BB | SO | 2B | 3B | HR | WP | BK | HBP | IBB | Score | W-L | Sv | ERA  | NP |
|--------|------------|----|-----|---|---|----|----|----|----|----|----|----|----|-----|-----|-------|-----|----|------|----|
| Feb 15 | CINCINNATI |    | 4.0 | 2 | 3 | 1  | 2  | 7  | 1  | 0  | 0  | 0  | 0  | 1   | 0   | 6-4   | 0-0 | 1  | 2.25 | 69 |
| Totals |            | 0  | 4.0 | 2 | 3 | 1  | 2  | 7  | 1  | 0  | 0  | 0  | 0  | 1   | 0   | 6-4   | 0-0 | 1  | 2.25 | -  |

#29 Jackson Arnold - 1 appearance (All games)

| Date   | Opponent   | GS | IP  | H | R | ER | BB | SO | 2B | 3B | HR | WP | BK | HBP | IBB | Score | W-L | Sv | ERA  | NP |
|--------|------------|----|-----|---|---|----|----|----|----|----|----|----|----|-----|-----|-------|-----|----|------|----|
| Feb 16 | ST. JOHN'S |    | 1.2 | 1 | 0 | 0  | 1  | 2  | 0  | 0  | 0  | 0  | 0  | 0   | 0   | 1-11  | 0-0 | 0  | 0.00 | 27 |
| Totals |            | 0  | 1.2 | 1 | 0 | 0  | 1  | 2  | 0  | 0  | 0  | 0  | 0  | 0   | 0   | 1-11  | 0-0 | 0  | 0.00 | -  |

#27 Luke Bartnicki - 1 game (All games)

| Date   | Opponent           | Pos | AB | R | H | RBI | 2B | 3B | HR | BB | SB | CS | HBP | SAC | SF | GDP | K | PO | A | E | Avg  |
|--------|--------------------|-----|----|---|---|-----|----|----|----|----|----|----|-----|-----|----|-----|---|----|---|---|------|
| Feb 18 | at Georgia Souther | *p  | 0  | 0 | 0 | 0   | 0  | 0  | 0  | 0  | 0  | 0  | 0   | 0   | 0  | 0   | 0 | 0  | 2 | 0 | .000 |
| Totals |                    | 1gs | 0  | 0 | 0 | 0   | 0  | 0  | 0  | 0  | 0  | 0  | 0   | 0   | 0  | 0   | 0 | 0  | 2 | 0 | .000 |

On base pct. .000 • Slugging pct. .000

#27 Luke Bartnicki - 1 appearance (All games)

| Date   | Opponent           | GS | IP  | H | R | ER | BB | SO | 2B | 3B | HR | WP | BK | HBP | IBB | Score | W-L | Sv | ERA  | NP |
|--------|--------------------|----|-----|---|---|----|----|----|----|----|----|----|----|-----|-----|-------|-----|----|------|----|
| Feb 18 | at Georgia Souther | *  | 4.0 | 3 | 2 | 1  | 3  | 3  | 1  | 0  | 0  | 0  | 0  | 1   | 0   | 4-3   | 0-0 | 0  | 2.25 | 82 |
| Totals |                    | 1  | 4.0 | 3 | 2 | 1  | 3  | 3  | 1  | 0  | 0  | 0  | 0  | 1   | 0   | 4-3   | 0-0 | 0  | 2.25 | -  |

#9 Charlie Benson - 2 games (All games)

| Date   | Opponent    | Pos   | AB | R | H | RBI | 2B | 3B | HR | BB | SB | CS | HBP | SAC | SF | GDP | K | PO | A | E | Avg  |
|--------|-------------|-------|----|---|---|-----|----|----|----|----|----|----|-----|-----|----|-----|---|----|---|---|------|
| Feb 14 | ST. PETER'S | ph/ss | 1  | 0 | 0 | 0   | 0  | 0  | 0  | 0  | 0  | 0  | 0   | 0   | 0  | 0   | 0 | 1  | 1 | 0 | .000 |
| Feb 16 | ST. JOHN'S  | ph    | 1  | 0 | 0 | 0   | 0  | 0  | 0  | 0  | 0  | 0  | 0   | 0   | 0  | 0   | 1 | 0  | 0 | 0 | .000 |
| Totals |             | 0gs   | 2  | 0 | 0 | 0   | 0  | 0  | 0  | 0  | 0  | 0  | 0   | 0   | 0  | 0   | 1 | 1  | 1 | 0 | .000 |

On base pct. .000 • Slugging pct. .000

#15 Hugh Chapman - 2 appearances (All games)

| Date   | Opponent           | GS | IP  | H | R | ER | BB | SO | 2B | 3B | HR | WP | BK | HBP | IBB | Score | W-L | Sv | ERA  | NP |
|--------|--------------------|----|-----|---|---|----|----|----|----|----|----|----|----|-----|-----|-------|-----|----|------|----|
| Feb 16 | ST. JOHN'S         |    | 1.0 | 1 | 0 | 0  | 0  | 0  | 0  | 0  | 0  | 0  | 0  | 0   | 0   | 1-11  | 0-0 | 0  | 0.00 | 11 |
| Feb 18 | at Georgia Souther |    | 0.1 | 0 | 0 | 0  | 1  | 0  | 0  | 0  | 0  | 0  | 0  | 0   | 0   | 4-3   | 0-0 | 0  | 0.00 | 9  |
| Totals |                    | 0  | 1.1 | 1 | 0 | 0  | 1  | 0  | 0  | 0  | 0  | 0  | 0  | 0   | 0   | 5-14  | 0-0 | 0  | 0.00 | -  |

#25 Drew Compton - 4 games (All games)

| Date   | Opponent           | Pos | AB | R | H | RBI | 2B | 3B | HR | BB | SB | CS | HBP | SAC | SF | GDP | K | PO | A | E | Avg  |
|--------|--------------------|-----|----|---|---|-----|----|----|----|----|----|----|-----|-----|----|-----|---|----|---|---|------|
| Feb 14 | ST. PETER'S        | *1b | 2  | 2 | 1 | 1   | 0  | 0  | 1  | 2  | 0  | 0  | 0   | 0   | 0  | 0   | 0 | 7  | 1 | 0 | .500 |
| Feb 15 | CINCINNATI         | *1b | 2  | 1 | 1 | 0   | 0  | 0  | 0  | 2  | 0  | 0  | 0   | 0   | 0  | 0   | 0 | 5  | 0 | 0 | .500 |
| Feb 16 | ST. JOHN'S         | *1b | 2  | 0 | 0 | 0   | 0  | 0  | 0  | 2  | 0  | 0  | 0   | 0   | 0  | 0   | 0 | 5  | 0 | 0 | .333 |
| Feb 18 | at Georgia Souther | *1b | 4  | 1 | 0 | 0   | 0  | 0  | 0  | 0  | 0  | 0  | 0   | 0   | 0  | 0   | 2 | 7  | 1 | 0 | .200 |
| Totals |                    | 4gs | 10 | 4 | 2 | 1   | 0  | 0  | 1  | 6  | 0  | 0  | 0   | 0   | 0  | 0   | 2 | 24 | 2 | 0 | .200 |

On base pct. .500 • Slugging pct. .500

#16 Will Coquillard - 1 appearance (All games)

| Date   | Opponent   | GS | IP  | H | R | ER | BB | SO | 2B | 3B | HR | WP | BK | HBP | IBB | Score | W-L | Sv | ERA  | NP |
|--------|------------|----|-----|---|---|----|----|----|----|----|----|----|----|-----|-----|-------|-----|----|------|----|
| Feb 16 | ST. JOHN'S |    | 1.0 | 2 | 1 | 1  | 0  | 0  | 1  | 0  | 0  | 0  | 0  | 0   | 0   | 1-11  | 0-0 | 0  | 9.00 | 10 |
| Totals |            | 0  | 1.0 | 2 | 1 | 1  | 0  | 0  | 1  | 0  | 0  | 0  | 0  | 0   | 0   | 1-11  | 0-0 | 0  | 9.00 | -  |

2020 Georgia Tech Baseball  
Individual Game-by-Game for Georgia Tech (as of Feb 19, 2020)

#36 Sam Crawford - 2 appearances (All games)

| Date   | Opponent           | GS | IP  | H | R | ER | BB | SO | 2B | 3B | HR | WP | BK | HBP | IBB | Score | W-L | Sv | ERA  | NP |
|--------|--------------------|----|-----|---|---|----|----|----|----|----|----|----|----|-----|-----|-------|-----|----|------|----|
| Feb 16 | ST. JOHN'S         |    | 0.2 | 1 | 0 | 0  | 1  | 1  | 0  | 0  | 0  | 0  | 0  | 0   | 0   | 1-11  | 0-0 | 0  | 0.00 | 18 |
| Feb 18 | at Georgia Souther |    | 1.1 | 0 | 0 | 0  | 0  | 3  | 0  | 0  | 0  | 0  | 0  | 0   | 0   | 4-3   | 1-0 | 0  | 0.00 | 14 |
| Totals |                    | 0  | 2.0 | 1 | 0 | 0  | 1  | 4  | 0  | 0  | 0  | 0  | 0  | 0   | 0   | 5-14  | 1-0 | 0  | 0.00 | -  |

#12 Jackson Finley - 1 appearance (All games)

| Date   | Opponent   | GS | IP  | H | R | ER | BB | SO | 2B | 3B | HR | WP | BK | HBP | IBB | Score | W-L | Sv | ERA   | NP |
|--------|------------|----|-----|---|---|----|----|----|----|----|----|----|----|-----|-----|-------|-----|----|-------|----|
| Feb 16 | ST. JOHN'S |    | 0.1 | 3 | 4 | 4  | 0  | 1  | 0  | 0  | 1  | 0  | 0  | 1   | 0   | 1-11  | 0-0 | 0  | 108.0 | 21 |
| Totals |            | 0  | 0.1 | 3 | 4 | 4  | 0  | 1  | 0  | 0  | 1  | 0  | 0  | 1   | 0   | 1-11  | 0-0 | 0  | 108.0 | -  |

#1 Tres Gonzalez - 3 games (All games)

| Date   | Opponent           | Pos   | AB | R | H | RBI | 2B | 3B | HR | BB | SB | CS | HBP | SAC | SF | GDP | K | PO | A | E | Avg  |
|--------|--------------------|-------|----|---|---|-----|----|----|----|----|----|----|-----|-----|----|-----|---|----|---|---|------|
| Feb 14 | ST. PETER'S        | ph/of | 1  | 0 | 0 | 0   | 0  | 0  | 0  | 0  | 0  | 0  | 0   | 0   | 0  | 0   | 0 | 0  | 0 | 0 | .000 |
| Feb 16 | ST. JOHN'S         | ph    | 1  | 0 | 0 | 0   | 0  | 0  | 0  | 0  | 0  | 0  | 0   | 0   | 0  | 0   | 1 | 0  | 0 | 0 | .000 |
| Feb 18 | at Georgia Souther | ph/of | 2  | 0 | 1 | 1   | 1  | 0  | 0  | 0  | 0  | 0  | 0   | 0   | 0  | 0   | 0 | 0  | 0 | 0 | .250 |
| Totals |                    | 0gs   | 4  | 0 | 1 | 1   | 1  | 0  | 0  | 0  | 0  | 0  | 0   | 0   | 0  | 0   | 1 | 0  | 0 | 0 | .250 |

On base pct. .250 • Slugging pct. .500

#6 Michael Guldborg - 4 games (All games)

| Date   | Opponent           | Pos | AB | R | H | RBI | 2B | 3B | HR | BB | SB | CS | HBP | SAC | SF | GDP | K | PO | A | E | Avg  |
|--------|--------------------|-----|----|---|---|-----|----|----|----|----|----|----|-----|-----|----|-----|---|----|---|---|------|
| Feb 14 | ST. PETER'S        | *of | 2  | 1 | 1 | 0   | 0  | 0  | 0  | 1  | 0  | 0  | 0   | 1   | 0  | 0   | 0 | 2  | 0 | 0 | .500 |
| Feb 15 | CINCINNATI         | *of | 4  | 1 | 3 | 1   | 1  | 0  | 0  | 0  | 1  | 0  | 1   | 0   | 0  | 0   | 0 | 2  | 0 | 0 | .667 |
| Feb 16 | ST. JOHN'S         | *of | 4  | 0 | 2 | 0   | 2  | 0  | 0  | 0  | 0  | 0  | 0   | 0   | 0  | 0   | 0 | 1  | 0 | 0 | .600 |
| Feb 18 | at Georgia Souther | *of | 4  | 0 | 2 | 2   | 0  | 0  | 0  | 0  | 0  | 0  | 0   | 0   | 1  | 0   | 0 | 0  | 0 | 0 | .571 |
| Totals |                    | 4gs | 14 | 2 | 8 | 3   | 3  | 0  | 0  | 1  | 1  | 0  | 1   | 1   | 1  | 0   | 0 | 5  | 0 | 0 | .571 |

On base pct. .588 • Slugging pct. .786

#5 Colin Hall - 4 games (All games)

| Date   | Opponent           | Pos | AB | R | H | RBI | 2B | 3B | HR | BB | SB | CS | HBP | SAC | SF | GDP | K | PO | A | E | Avg  |
|--------|--------------------|-----|----|---|---|-----|----|----|----|----|----|----|-----|-----|----|-----|---|----|---|---|------|
| Feb 14 | ST. PETER'S        | *of | 3  | 0 | 0 | 1   | 0  | 0  | 0  | 0  | 0  | 0  | 0   | 0   | 1  | 0   | 0 | 0  | 0 | 0 | .000 |
| Feb 15 | CINCINNATI         | *of | 3  | 0 | 0 | 0   | 0  | 0  | 0  | 1  | 0  | 0  | 0   | 0   | 0  | 0   | 2 | 1  | 1 | 0 | .000 |
| Feb 16 | ST. JOHN'S         | *of | 3  | 0 | 0 | 1   | 0  | 0  | 0  | 0  | 0  | 0  | 0   | 0   | 1  | 0   | 1 | 4  | 0 | 0 | .000 |
| Feb 18 | at Georgia Souther | *of | 3  | 0 | 0 | 0   | 0  | 0  | 0  | 0  | 0  | 0  | 0   | 0   | 0  | 0   | 2 | 0  | 0 | 1 | .000 |
| Totals |                    | 4gs | 12 | 0 | 0 | 2   | 0  | 0  | 0  | 1  | 0  | 0  | 0   | 0   | 2  | 0   | 5 | 5  | 1 | 1 | .000 |

On base pct. .067 • Slugging pct. .000

#11 Jake Holland - 4 games (All games)

| Date   | Opponent           | Pos | AB | R | H | RBI | 2B | 3B | HR | BB | SB | CS | HBP | SAC | SF | GDP | K | PO | A | E | Avg  |
|--------|--------------------|-----|----|---|---|-----|----|----|----|----|----|----|-----|-----|----|-----|---|----|---|---|------|
| Feb 14 | ST. PETER'S        | *c  | 3  | 1 | 1 | 0   | 1  | 0  | 0  | 0  | 0  | 0  | 0   | 0   | 0  | 0   | 0 | 12 | 0 | 0 | .333 |
| Feb 15 | CINCINNATI         | *c  | 3  | 0 | 0 | 0   | 0  | 0  | 0  | 1  | 0  | 0  | 0   | 0   | 0  | 0   | 0 | 11 | 1 | 0 | .167 |
| Feb 16 | ST. JOHN'S         | *c  | 1  | 0 | 0 | 0   | 0  | 0  | 0  | 0  | 0  | 0  | 0   | 0   | 0  | 0   | 1 | 7  | 2 | 1 | .143 |
| Feb 18 | at Georgia Souther | *c  | 4  | 0 | 2 | 0   | 1  | 0  | 0  | 0  | 0  | 0  | 0   | 0   | 0  | 0   | 2 | 10 | 0 | 0 | .273 |
| Totals |                    | 4gs | 11 | 1 | 3 | 0   | 2  | 0  | 0  | 1  | 0  | 0  | 0   | 0   | 0  | 0   | 3 | 40 | 3 | 1 | .273 |

On base pct. .333 • Slugging pct. .455

#8 Jonathan Hughes - 1 game (All games)

| Date   | Opponent   | Pos | AB | R | H | RBI | 2B | 3B | HR | BB | SB | CS | HBP | SAC | SF | GDP | K | PO | A | E | Avg  |
|--------|------------|-----|----|---|---|-----|----|----|----|----|----|----|-----|-----|----|-----|---|----|---|---|------|
| Feb 15 | CINCINNATI | *p  | 0  | 0 | 0 | 0   | 0  | 0  | 0  | 0  | 0  | 0  | 0   | 0   | 0  | 0   | 0 | 0  | 1 | 0 | .000 |
| Totals |            | 1gs | 0  | 0 | 0 | 0   | 0  | 0  | 0  | 0  | 0  | 0  | 0   | 0   | 0  | 0   | 0 | 0  | 1 | 0 | .000 |

On base pct. .000 • Slugging pct. .000

2020 Georgia Tech Baseball  
Individual Game-by-Game for Georgia Tech (as of Feb 19, 2020)

#8 Jonathan Hughes - 1 appearance (All games)

| Date   | Opponent   | GS | IP  | H | R | ER | BB | SO | 2B | 3B | HR | WP | BK | HBP | IBB | Score | W-L | Sv | ERA  | NP |
|--------|------------|----|-----|---|---|----|----|----|----|----|----|----|----|-----|-----|-------|-----|----|------|----|
| Feb 15 | CINCINNATI | *  | 5.0 | 5 | 1 | 1  | 0  | 2  | 0  | 2  | 0  | 1  | 0  | 1   | 0   | 6-4   | 1-0 | 0  | 1.80 | 64 |
| Totals |            | 1  | 5.0 | 5 | 1 | 1  | 0  | 2  | 0  | 2  | 0  | 1  | 0  | 1   | 0   | 6-4   | 1-0 | 0  | 1.80 | -  |

#42 Jady Jackson - 2 games (All games)

| Date   | Opponent    | Pos  | AB | R | H | RBI | 2B | 3B | HR | BB | SB | CS | HBP | SAC | SF | GDP | K | PO | A | E | Avg  |
|--------|-------------|------|----|---|---|-----|----|----|----|----|----|----|-----|-----|----|-----|---|----|---|---|------|
| Feb 14 | ST. PETER'S | ph/2 | 0  | 0 | 0 | 0   | 0  | 0  | 0  | 0  | 0  | 0  | 0   | 0   | 0  | 0   | 0 | 0  | 1 | 0 | .000 |
| Feb 16 | ST. JOHN'S  | 2b   | 0  | 0 | 0 | 0   | 0  | 0  | 0  | 0  | 0  | 0  | 0   | 0   | 0  | 0   | 0 | 0  | 1 | 0 | .000 |
| Totals |             | 0gs  | 0  | 0 | 0 | 0   | 0  | 0  | 0  | 1  | 0  | 0  | 0   | 0   | 0  | 0   | 0 | 0  | 2 | 0 | .000 |

On base pct. 1.000 • Slugging pct. .000

#10 Andrew Jenkins - 4 games (All games)

| Date   | Opponent           | Pos | AB | R | H | RBI | 2B | 3B | HR | BB | SB | CS | HBP | SAC | SF | GDP | K | PO | A | E | Avg  |
|--------|--------------------|-----|----|---|---|-----|----|----|----|----|----|----|-----|-----|----|-----|---|----|---|---|------|
| Feb 14 | ST. PETER'S        | *dh | 3  | 0 | 1 | 0   | 0  | 0  | 0  | 0  | 0  | 0  | 1   | 0   | 0  | 0   | 0 | 0  | 0 | 0 | .333 |
| Feb 15 | CINCINNATI         | *dh | 3  | 1 | 1 | 1   | 1  | 0  | 0  | 0  | 0  | 0  | 0   | 0   | 1  | 0   | 1 | 0  | 0 | 0 | .333 |
| Feb 16 | ST. JOHN'S         | *dh | 4  | 0 | 2 | 0   | 0  | 0  | 0  | 0  | 0  | 0  | 0   | 0   | 0  | 0   | 2 | 0  | 0 | 0 | .400 |
| Feb 18 | at Georgia Souther | *dh | 1  | 0 | 0 | 0   | 0  | 0  | 0  | 0  | 0  | 0  | 0   | 0   | 0  | 0   | 0 | 0  | 0 | 0 | .364 |
| Totals |                    | 4gs | 11 | 1 | 4 | 1   | 1  | 0  | 0  | 0  | 0  | 0  | 1   | 0   | 1  | 0   | 3 | 0  | 0 | 0 | .364 |

On base pct. .385 • Slugging pct. .455

#46 Ben King - 1 game (All games)

| Date   | Opponent    | Pos | AB | R | H | RBI | 2B | 3B | HR | BB | SB | CS | HBP | SAC | SF | GDP | K | PO | A | E | Avg  |
|--------|-------------|-----|----|---|---|-----|----|----|----|----|----|----|-----|-----|----|-----|---|----|---|---|------|
| Feb 14 | ST. PETER'S | p   | 0  | 0 | 0 | 0   | 0  | 0  | 0  | 0  | 0  | 0  | 0   | 0   | 0  | 0   | 0 | 1  | 0 | 0 | .000 |
| Totals |             | 0gs | 0  | 0 | 0 | 0   | 0  | 0  | 0  | 0  | 0  | 0  | 0   | 0   | 0  | 0   | 0 | 1  | 0 | 0 | .000 |

On base pct. .000 • Slugging pct. .000

#46 Ben King - 1 appearance (All games)

| Date   | Opponent    | GS | IP  | H | R | ER | BB | SO | 2B | 3B | HR | WP | BK | HBP | IBB | Score | W-L | Sv | ERA  | NP |
|--------|-------------|----|-----|---|---|----|----|----|----|----|----|----|----|-----|-----|-------|-----|----|------|----|
| Feb 14 | ST. PETER'S |    | 1.0 | 1 | 0 | 0  | 1  | 0  | 0  | 0  | 0  | 0  | 0  | 0   | 0   | 6-0   | 0-0 | 0  | 0.00 | 13 |
| Totals |             | 0  | 1.0 | 1 | 0 | 0  | 1  | 0  | 0  | 0  | 0  | 0  | 0  | 0   | 0   | 6-0   | 0-0 | 0  | 0.00 | -  |

#41 Zach Maxwell - 1 game (All games)

| Date   | Opponent    | Pos | AB | R | H | RBI | 2B | 3B | HR | BB | SB | CS | HBP | SAC | SF | GDP | K | PO | A | E | Avg  |
|--------|-------------|-----|----|---|---|-----|----|----|----|----|----|----|-----|-----|----|-----|---|----|---|---|------|
| Feb 14 | ST. PETER'S | *p  | 0  | 0 | 0 | 0   | 0  | 0  | 0  | 0  | 0  | 0  | 0   | 0   | 0  | 0   | 0 | 0  | 1 | 0 | .000 |
| Totals |             | 1gs | 0  | 0 | 0 | 0   | 0  | 0  | 0  | 0  | 0  | 0  | 0   | 0   | 0  | 0   | 0 | 0  | 1 | 0 | .000 |

On base pct. .000 • Slugging pct. .000

#41 Zach Maxwell - 1 appearance (All games)

| Date   | Opponent    | GS | IP  | H | R | ER | BB | SO | 2B | 3B | HR | WP | BK | HBP | IBB | Score | W-L | Sv | ERA  | NP |
|--------|-------------|----|-----|---|---|----|----|----|----|----|----|----|----|-----|-----|-------|-----|----|------|----|
| Feb 14 | ST. PETER'S | *  | 4.0 | 1 | 0 | 0  | 4  | 5  | 0  | 0  | 0  | 0  | 0  | 1   | 0   | 6-0   | 0-0 | 0  | 0.00 | 73 |
| Totals |             | 1  | 4.0 | 1 | 0 | 0  | 4  | 5  | 0  | 0  | 0  | 0  | 0  | 1   | 0   | 6-0   | 0-0 | 0  | 0.00 | -  |

2020 Georgia Tech Baseball  
Individual Game-by-Game for Georgia Tech (as of Feb 19, 2020)

#22 Baron Radcliff - 4 games (All games)

| Date   | Opponent           | Pos | AB | R | H | RBI | 2B | 3B | HR | BB | SB | CS | HBP | SAC | SF | GDP | K | PO | A | E | Avg  |
|--------|--------------------|-----|----|---|---|-----|----|----|----|----|----|----|-----|-----|----|-----|---|----|---|---|------|
| Feb 14 | ST. PETER'S        | *of | 3  | 1 | 1 | 1   | 0  | 1  | 0  | 1  | 0  | 0  | 0   | 0   | 0  | 0   | 0 | 0  | 0 | 0 | .333 |
| Feb 15 | CINCINNATI         | *of | 4  | 1 | 0 | 0   | 0  | 0  | 0  | 1  | 0  | 0  | 0   | 0   | 0  | 0   | 2 | 3  | 0 | 1 | .143 |
| Feb 16 | ST. JOHN'S         | *of | 4  | 0 | 0 | 0   | 0  | 0  | 0  | 0  | 0  | 0  | 0   | 0   | 0  | 0   | 3 | 0  | 0 | 0 | .091 |
| Feb 18 | at Georgia Souther | *of | 4  | 0 | 1 | 0   | 1  | 0  | 0  | 1  | 0  | 0  | 0   | 0   | 0  | 0   | 1 | 5  | 0 | 0 | .133 |
| Totals |                    | 4gs | 15 | 2 | 2 | 1   | 1  | 1  | 0  | 3  | 0  | 0  | 0   | 0   | 0  | 0   | 6 | 8  | 0 | 1 | .133 |

On base pct. .278 • Slugging pct. .333

#23 Stephen Reid - 3 games (All games)

| Date   | Opponent           | Pos | AB | R | H | RBI | 2B | 3B | HR | BB | SB | CS | HBP | SAC | SF | GDP | K | PO | A | E | Avg  |
|--------|--------------------|-----|----|---|---|-----|----|----|----|----|----|----|-----|-----|----|-----|---|----|---|---|------|
| Feb 14 | ST. PETER'S        | ph  | 1  | 0 | 0 | 0   | 0  | 0  | 0  | 0  | 0  | 0  | 0   | 0   | 0  | 0   | 0 | 0  | 0 | 0 | .000 |
| Feb 16 | ST. JOHN'S         | ph  | 1  | 0 | 0 | 0   | 0  | 0  | 0  | 0  | 0  | 0  | 0   | 0   | 0  | 0   | 0 | 0  | 0 | 0 | .000 |
| Feb 18 | at Georgia Souther | ph  | 3  | 0 | 1 | 1   | 0  | 0  | 0  | 0  | 0  | 0  | 0   | 0   | 0  | 0   | 2 | 0  | 0 | 0 | .200 |
| Totals |                    | 0gs | 5  | 0 | 1 | 1   | 0  | 0  | 0  | 0  | 0  | 0  | 0   | 0   | 0  | 0   | 2 | 0  | 0 | 0 | .200 |

On base pct. .200 • Slugging pct. .200

#26 Paxton Rigby - 1 game (All games)

| Date   | Opponent   | Pos | AB | R | H | RBI | 2B | 3B | HR | BB | SB | CS | HBP | SAC | SF | GDP | K | PO | A | E | Avg  |
|--------|------------|-----|----|---|---|-----|----|----|----|----|----|----|-----|-----|----|-----|---|----|---|---|------|
| Feb 16 | ST. JOHN'S | ph  | 1  | 0 | 0 | 0   | 0  | 0  | 0  | 0  | 0  | 0  | 0   | 0   | 0  | 0   | 0 | 0  | 0 | 0 | .000 |
| Totals |            | 0gs | 1  | 0 | 0 | 0   | 0  | 0  | 0  | 0  | 0  | 0  | 0   | 0   | 0  | 0   | 0 | 0  | 0 | 0 | .000 |

On base pct. .000 • Slugging pct. .000

#19 Cort Roedig - 1 game (All games)

| Date   | Opponent   | Pos | AB | R | H | RBI | 2B | 3B | HR | BB | SB | CS | HBP | SAC | SF | GDP | K | PO | A | E | Avg  |
|--------|------------|-----|----|---|---|-----|----|----|----|----|----|----|-----|-----|----|-----|---|----|---|---|------|
| Feb 16 | ST. JOHN'S | *p  | 0  | 0 | 0 | 0   | 0  | 0  | 0  | 0  | 0  | 0  | 0   | 0   | 0  | 0   | 0 | 1  | 0 | 1 | .000 |
| Totals |            | 1gs | 0  | 0 | 0 | 0   | 0  | 0  | 0  | 0  | 0  | 0  | 0   | 0   | 0  | 0   | 0 | 1  | 0 | 1 | .000 |

On base pct. .000 • Slugging pct. .000

#19 Cort Roedig - 1 appearance (All games)

| Date   | Opponent   | GS | IP  | H | R | ER | BB | SO | 2B | 3B | HR | WP | BK | HBP | IBB | Score | W-L | Sv | ERA  | NP |
|--------|------------|----|-----|---|---|----|----|----|----|----|----|----|----|-----|-----|-------|-----|----|------|----|
| Feb 16 | ST. JOHN'S | *  | 3.2 | 4 | 6 | 4  | 2  | 6  | 1  | 0  | 0  | 2  | 0  | 2   | 0   | 1-11  | 0-1 | 0  | 9.82 | 75 |
| Totals |            | 1  | 3.2 | 4 | 6 | 4  | 2  | 6  | 1  | 0  | 0  | 2  | 0  | 2   | 0   | 1-11  | 0-1 | 0  | 9.82 | -  |

#48 Josiah Siegel - 1 appearance (All games)

| Date   | Opponent   | GS | IP  | H | R | ER | BB | SO | 2B | 3B | HR | WP | BK | HBP | IBB | Score | W-L | Sv | ERA  | NP |
|--------|------------|----|-----|---|---|----|----|----|----|----|----|----|----|-----|-----|-------|-----|----|------|----|
| Feb 16 | ST. JOHN'S |    | 0.2 | 1 | 0 | 0  | 1  | 2  | 0  | 0  | 0  | 0  | 0  | 0   | 0   | 1-11  | 0-0 | 0  | 0.00 | 25 |
| Totals |            | 0  | 0.2 | 1 | 0 | 0  | 1  | 2  | 0  | 0  | 0  | 0  | 0  | 0   | 0   | 1-11  | 0-0 | 0  | 0.00 | -  |

#2 Dalton Smith - 2 games (All games)

| Date   | Opponent           | Pos | AB | R | H | RBI | 2B | 3B | HR | BB | SB | CS | HBP | SAC | SF | GDP | K | PO | A | E | Avg  |
|--------|--------------------|-----|----|---|---|-----|----|----|----|----|----|----|-----|-----|----|-----|---|----|---|---|------|
| Feb 14 | ST. PETER'S        | p   | 0  | 0 | 0 | 0   | 0  | 0  | 0  | 0  | 0  | 0  | 0   | 0   | 0  | 0   | 0 | 0  | 1 | 0 | .000 |
| Feb 18 | at Georgia Souther | p   | 0  | 0 | 0 | 0   | 0  | 0  | 0  | 0  | 0  | 0  | 0   | 0   | 0  | 0   | 0 | 1  | 1 | 0 | .000 |
| Totals |                    | 0gs | 0  | 0 | 0 | 0   | 0  | 0  | 0  | 0  | 0  | 0  | 0   | 0   | 0  | 0   | 0 | 1  | 2 | 0 | .000 |

On base pct. .000 • Slugging pct. .000

2020 Georgia Tech Baseball  
Individual Game-by-Game for Georgia Tech (as of Feb 19, 2020)

#2 Dalton Smith - 2 appearances (All games)

| Date   | Opponent           | GS | IP  | H | R | ER | BB | SO | 2B | 3B | HR | WP | BK | HBP | IBB | Score | W-L | Sv | ERA  | NP |
|--------|--------------------|----|-----|---|---|----|----|----|----|----|----|----|----|-----|-----|-------|-----|----|------|----|
| Feb 14 | ST. PETER'S        |    | 2.0 | 1 | 0 | 0  | 0  | 3  | 0  | 0  | 0  | 0  | 0  | 0   | 0   | 6-0   | 1-0 | 0  | 0.00 | 26 |
| Feb 18 | at Georgia Souther |    | 3.1 | 3 | 1 | 0  | 1  | 4  | 2  | 0  | 0  | 1  | 0  | 0   | 1   | 4-3   | 1-0 | 0  | 0.00 | 45 |
| Totals |                    | 0  | 5.1 | 4 | 1 | 0  | 1  | 7  | 2  | 0  | 0  | 1  | 0  | 0   | 1   | 10-3  | 1-0 | 0  | 0.00 | -  |

#20 Jamie Taylor - 1 game (All games)

| Date   | Opponent   | Pos | AB | R | H | RBI | 2B | 3B | HR | BB | SB | CS | HBP | SAC | SF | GDP | K | PO | A | E | Avg  |
|--------|------------|-----|----|---|---|-----|----|----|----|----|----|----|-----|-----|----|-----|---|----|---|---|------|
| Feb 16 | ST. JOHN'S | C   | 0  | 0 | 0 | 0   | 0  | 0  | 0  | 0  | 0  | 0  | 0   | 0   | 0  | 0   | 0 | 0  | 0 | 0 | .000 |
| Totals |            | 0gs | 0  | 0 | 0 | 0   | 0  | 0  | 0  | 0  | 0  | 0  | 0   | 0   | 0  | 0   | 0 | 0  | 0 | 0 | .000 |

On base pct. .000 • Slugging pct. .000

#18 Cameron Turley - 2 games (All games)

| Date   | Opponent    | Pos | AB | R | H | RBI | 2B | 3B | HR | BB | SB | CS | HBP | SAC | SF | GDP | K | PO | A | E | Avg  |
|--------|-------------|-----|----|---|---|-----|----|----|----|----|----|----|-----|-----|----|-----|---|----|---|---|------|
| Feb 14 | ST. PETER'S | C   | 0  | 0 | 0 | 0   | 0  | 0  | 0  | 0  | 0  | 0  | 0   | 0   | 0  | 0   | 0 | 0  | 0 | 0 | .000 |
| Feb 16 | ST. JOHN'S  | C   | 0  | 0 | 0 | 0   | 0  | 0  | 0  | 0  | 0  | 0  | 0   | 0   | 0  | 0   | 0 | 5  | 0 | 0 | .000 |
| Totals |             | 0gs | 0  | 0 | 0 | 0   | 0  | 0  | 0  | 0  | 0  | 0  | 0   | 0   | 0  | 0   | 0 | 5  | 0 | 0 | .000 |

On base pct. .000 • Slugging pct. .000

#7 Luke Waddell - 4 games (All games)

| Date   | Opponent           | Pos | AB | R | H | RBI | 2B | 3B | HR | BB | SB | CS | HBP | SAC | SF | GDP | K | PO | A  | E | Avg  |
|--------|--------------------|-----|----|---|---|-----|----|----|----|----|----|----|-----|-----|----|-----|---|----|----|---|------|
| Feb 14 | ST. PETER'S        | *ss | 3  | 1 | 2 | 0   | 0  | 0  | 0  | 1  | 0  | 0  | 0   | 0   | 0  | 0   | 0 | 1  | 3  | 0 | .667 |
| Feb 15 | CINCINNATI         | *ss | 5  | 1 | 1 | 1   | 0  | 1  | 0  | 0  | 0  | 0  | 0   | 0   | 0  | 0   | 0 | 0  | 3  | 0 | .375 |
| Feb 16 | ST. JOHN'S         | *ss | 3  | 1 | 1 | 0   | 1  | 0  | 0  | 1  | 0  | 0  | 0   | 0   | 0  | 0   | 1 | 2  | 4  | 0 | .364 |
| Feb 18 | at Georgia Souther | *ss | 3  | 1 | 1 | 0   | 0  | 0  | 0  | 2  | 0  | 0  | 0   | 0   | 0  | 0   | 0 | 1  | 4  | 1 | .357 |
| Totals |                    | 4gs | 14 | 4 | 5 | 1   | 1  | 1  | 0  | 4  | 0  | 0  | 0   | 0   | 0  | 0   | 1 | 4  | 14 | 1 | .357 |

On base pct. .500 • Slugging pct. .571

#35 Jackson Webb - 4 games (All games)

| Date   | Opponent           | Pos | AB | R | H | RBI | 2B | 3B | HR | BB | SB | CS | HBP | SAC | SF | GDP | K | PO | A | E | Avg  |
|--------|--------------------|-----|----|---|---|-----|----|----|----|----|----|----|-----|-----|----|-----|---|----|---|---|------|
| Feb 14 | ST. PETER'S        | *3b | 2  | 0 | 0 | 2   | 0  | 0  | 0  | 0  | 0  | 0  | 0   | 0   | 2  | 0   | 0 | 2  | 0 | 0 | .000 |
| Feb 15 | CINCINNATI         | *3b | 3  | 0 | 2 | 1   | 0  | 0  | 0  | 1  | 1  | 1  | 0   | 0   | 0  | 0   | 0 | 1  | 1 | 1 | .400 |
| Feb 16 | ST. JOHN'S         | *3b | 2  | 0 | 0 | 0   | 0  | 0  | 0  | 1  | 0  | 0  | 0   | 0   | 0  | 0   | 0 | 0  | 2 | 1 | .286 |
| Feb 18 | at Georgia Souther | *3b | 3  | 1 | 1 | 0   | 0  | 0  | 0  | 1  | 0  | 0  | 0   | 0   | 0  | 0   | 0 | 0  | 1 | 0 | .300 |
| Totals |                    | 4gs | 10 | 1 | 3 | 3   | 0  | 0  | 0  | 3  | 1  | 1  | 0   | 0   | 2  | 0   | 0 | 3  | 4 | 2 | .300 |

On base pct. .400 • Slugging pct. .300

#24 Brody Westbrooks - 1 appearance (All games)

| Date   | Opponent    | GS | IP  | H | R | ER | BB | SO | 2B | 3B | HR | WP | BK | HBP | IBB | Score | W-L | Sv | ERA  | NP |
|--------|-------------|----|-----|---|---|----|----|----|----|----|----|----|----|-----|-----|-------|-----|----|------|----|
| Feb 14 | ST. PETER'S |    | 2.0 | 0 | 0 | 0  | 0  | 4  | 0  | 0  | 0  | 0  | 0  | 0   | 0   | 6-0   | 0-0 | 0  | 0.00 | 29 |
| Totals |             | 0  | 2.0 | 0 | 0 | 0  | 0  | 4  | 0  | 0  | 0  | 0  | 0  | 0   | 0   | 6-0   | 0-0 | 0  | 0.00 | -  |

#14 Austin Wilhite - 4 games (All games)

| Date   | Opponent           | Pos | AB | R | H | RBI | 2B | 3B | HR | BB | SB | CS | HBP | SAC | SF | GDP | K | PO | A | E | Avg  |
|--------|--------------------|-----|----|---|---|-----|----|----|----|----|----|----|-----|-----|----|-----|---|----|---|---|------|
| Feb 14 | ST. PETER'S        | *2b | 3  | 0 | 1 | 1   | 0  | 0  | 0  | 0  | 0  | 0  | 0   | 0   | 0  | 0   | 0 | 1  | 3 | 0 | .333 |
| Feb 15 | CINCINNATI         | *2b | 4  | 1 | 1 | 0   | 0  | 0  | 0  | 0  | 0  | 0  | 0   | 0   | 0  | 0   | 1 | 4  | 2 | 0 | .286 |
| Feb 16 | ST. JOHN'S         | *2b | 3  | 0 | 0 | 0   | 0  | 0  | 0  | 0  | 0  | 0  | 0   | 0   | 0  | 0   | 3 | 2  | 1 | 0 | .200 |
| Feb 18 | at Georgia Souther | *2b | 4  | 1 | 1 | 0   | 0  | 0  | 0  | 0  | 0  | 0  | 0   | 0   | 0  | 0   | 1 | 3  | 2 | 0 | .214 |
| Totals |                    | 4gs | 14 | 2 | 3 | 1   | 0  | 0  | 0  | 0  | 0  | 0  | 0   | 0   | 0  | 0   | 5 | 10 | 8 | 0 | .214 |

On base pct. .214 • Slugging pct. .214