

GEORGIA TECH®

125TH SEASON • 32 NCAA REGIONAL APPEARANCES • 3 COLLEGE WORLD SERIES APPEARANCES • 9 ACC CHAMPIONSHIPS

2020 Official Game Notes | RamblinWreck.com | Contact: Andrew Clausen • aclausen@athletics.gatech.edu • (678) 764-0867

GEORGIA TECH BY THE NUMBERS

Overall Record	2-1
ACC Record	-
at Russ Chandler Stadium	2-1
Road Games	-
Neutral Site Games	-
Streak	L1
Last 10 Games (incl. '19)	6-4

2020 SCHEDULE / RESULTS

DATE	OPPONENT	TV	TIME/RESULT
Feb. 14	SAINT PETER'S	ACCNX	W, 6-0
Feb. 15	CINCINNATI	ACCNX	W, 6-4
Feb. 16	ST. JOHN'S	ACCNX	L, 1-11
Feb. 18	at Georgia Southern	ESPN+	6 PM
Feb. 21	OHIO STATE	ACCNX	4 PM
Feb. 22	OHIO STATE	ACCNX	2 PM
Feb. 23	OHIO STATE	ACCNX	1 PM
Feb. 25	GARDNER WEBB	ACCNX	4 PM
Feb. 28	at #4 Georgia	TBA	5 PM
Feb. 29	#4 GEORGIA	ACCNX	2 PM
Mar. 1	vs. #4 Georgia	TBA	
	Coolray Field (Lawrenceville, Ga.)		2 PM
Mar. 3	TENNESSEE TECH	ACCNX	6 PM
Mar. 4	at Georgia State	TBA	6 PM
Mar. 6	VIRGINIA TECH*	ACCNX	7 PM
Mar. 7	VIRGINIA TECH*	ACCNX	2 PM
Mar. 8	VIRGINIA TECH*	ACCNX	1 PM
Mar. 10	at #8 Auburn	SEC+	7 PM
Mar. 13	at #12 Florida State	ACCNX	6 PM
Mar. 14	at #12 Florida State	ACCNX	6 PM
Mar. 15	at #12 Florida State	ACCNX	1 PM
Mar. 17	KENNESAW STATE	ACCNX	6 PM
Mar. 18	GEORGIA SOUTHERN	ACCN	7 PM
Mar. 20	#16 DUKE*	ACCNX	7 PM
Mar. 21	#16 DUKE*	RSN	2 PM
Mar. 22	#16 DUKE*	RSN	12 PM
Mar. 25	MERCER	ACCN	7 PM
Mar. 27	at Clemson	ACCNX	7 PM
Mar. 28	at Clemson	ACCNX	3 PM
Mar. 29	at Clemson	ACCNX	1 PM
Mar. 31	CHARLESTON SOUTH.	ACCNX	6 PM
Apr. 3	at #16 North Carolina	ACCNX	6 PM
Apr. 4	at #16 North Carolina	ACCNX	3 PM
Apr. 5	at #16 North Carolina	ACCNX	1 PM
Apr. 7	#8 AUBURN	ACCN	4 PM
Apr. 10	#15 NC STATE*	ACCNX	7 PM
Apr. 11	#15 NC STATE*	ACCNX	4 PM
Apr. 12	#15 NC STATE*	ACCN	12 PM
Apr. 14	at Kennesaw State	TBA	6:30 PM
Apr. 17	at Pittsburgh	ACCNX	6 PM
Apr. 18	at Pittsburgh	ACCNX	3 PM
Apr. 19	at Pittsburgh	ACCNX	1 PM
Apr. 21	at Mercer	ACCNX	6 PM
Apr. 24	BOSTON COLLEGE*	ACCNX	7 PM
Apr. 25	BOSTON COLLEGE*	ACCNX	4 PM
Apr. 26	BOSTON COLLEGE*	ACCNX	1 PM
May 1	BOWLING GREEN	ACCNX	7 PM
May 2	BOWLING GREEN	ACCNX	4 PM
May 3	BOWLING GREEN	ACCNX	1 PM
May 5	GEORGIA STATE	ACCNX	6 PM
May 8	at Virginia	ACCNX	6 PM
May 9	at Virginia	ACCN	4 PM
May 10	at Virginia	ACCNX	1 PM
May 14	#1 MIAMI*	ACCN	4 PM
May 15	#1 MIAMI*	ACCNX	7 PM
May 16	#1 MIAMI*	ACCN	12 PM
May 19-24	ACC Championship (Charlotte, N.C.)		TBA

All times Eastern Home Games = Gold all caps * ACC games

Ranks for past/current games = highest ranking at time of game
Ranks for future games = highest ranking currently

GAME 4: FEB. 18 AT GEORGIA SOUTHERN | STATESBORO, GA.



GEORGIA TECH YELLOW JACKETS

Record	2-1
Preseason Ranking	19 (D1) / 21 (BA)
Last Season	43-19 (19-11 ACC)
Head Coach	Danny Hall
Career Record	1,272-669-1 (33rd season)
Record at GT	1,064-552-1 (27th season)



GEORGIA SOUTHERN EAGLES

Record	3-0
Preseason Ranking	None
Last Season	35-24 (18-12 Sun Belt)
Head Coach	Rodney Hennon
Career Record	793-525-1 (23rd season)
Record at GS	712-476 (21st season)

MATCHUPS AT A GLANCE

GS	OFFENSE	GT
.307	Batting	.250
.406	Slugging	.398
.824	On-Base Pct.	.360
7	Doubles	6
0	Triples	2
1	Home Runs	1
19	Walks	16
3-3	SB-SBA	2-3

GS	PITCHING/DEF.	GT
1.33	ERA	4.00
27.0	IP	27.0
0	Complete Games	0
1	Saves	1
3.00	K/BB	2.75
.174	OBA	.232
1	Errors	5
3	Double Plays	2

PROBABLE PITCHERS

TUE: GT LHP Luke Bartnicki (So., 0-0, 0.00 ERA) vs. GS RHP Tyler Owens (0-0, 0.00 ERA)

GAME COVERAGE

Date	TV/Stream	Play-by-Play Analyst	Radio	PxP/Analyst
Feb. 18	ESPN+	Danny Waugh Amy Zimmer	WREK 91.1 FM	Keller Austin/Nick Scherer

Live Stats - buzz.gt/BSB-Stats20 **Twitter** - @GTBaseball | #TogetherWeSwarm

TOP STORYLINES

- No. 19 Georgia Tech prepares for its first road trip in its annual in-state visit to Georgia Southern on Tuesday.
- Getting the start for Tech on Tuesday will be sophomore LHP Luke Bartnicki in his first start of his college career.
- The 19th-ranked Yellow Jackets are coming off a 2-1 weekend in which they defeated St. Peter's and Cincinnati, but fell to St. John's.
- Bartnicki had impressive moments last year in 29 appearances out of the bullpen, finishing with one save, a 2-2 record and a 6.40 ERA.
- Youth shined on Friday as Tech showcased the first-ever all-freshman battery to start on Opening Day with RHP **Zach Maxwell** and catcher **Jake Holland**. The two worked to allow just one over 4.0 innings en route to blanking St. Peter's 6-0.
- Also pitching well out of the bullpen for Tech this weekend was freshmen RHP **Brody Westbrook**, LHP **Dalton Smith**, RHP **Jackson Arnold** and redshirt junior RHP **Andy Archer**.
- At the plate, Michael Guldberg continued his assault offensively from a year ago, finishing Opening Weekend with a .600 average off six hits, three doubles and an RBI. He also failed to strikeout and drew one walk.
- Smith won the decision victory on Opening Day, while Archer worked to a career-long four-inning save, punching out a career-high seven batters in his return to the mound from injury.
- Also hitting .300 for the weekend was freshmen Andrew Jenkins (.400) and Drew Compton (.333), while junior Luke Waddell hit .364 out of leadoff.
- The six returners from the lineup last season combined to hit .304 on the Atlantic Coast Conference's best offensive unit a season ago, accounting for 371 hits and 202 RBI.
- Compton opened his collegiate campaign with a mammoth home run in his first official plate appearance.
- Georgia Tech is 103-31 all-time against the Eagles, having met the third-most of any in-state opponent.

2019 QUICK FACTS

GENERAL INFORMATION

School	Georgia Institute of Technology (Georgia Tech)
Location	Atlanta, Ga. 30332
Enrollment	32,700
Founded	1885
Nickname	Yellow Jackets, Ramblin' Wreck
Mascot	"Buzz" the Yellow Jacket
Official Colors	Tech Gold and White
Conference	Atlantic Coast Conference (ACC)
President	Dr. Angel Cabrera
Faculty Athletic Representative	Dr. Charles L. Isbell, Jr.
Director of Athletics	Todd Stansbury
Website	www.RamblinWreck.com

BASEBALL STAFF (up to date records)

Head Coach	Danny Hall
Alma Mater, Year	Miami—Ohio, 1977
Office Phone	(404) 894-5471
Assistant Coach	Danny Borrell (1st year)
Alma Mater, Year	Wake Forest, 2009
Assistant Coach / Recruiting	James Ramsey (2nd year)
Alma Mater, Year	Florida State, 2012
Volunteer Coach	Dan Jaffe (2nd year)
Alma Mater, Year	Pacific, 2014
Director of Baseball Operations	Nick Scherer
Director of Player Personnel	Rick Hubbard
Strength and Conditioning	Steve Tamborra
Athletic Trainer	Paul Wolkoff
Equipment Manager	David McDaniel

HISTORICAL INFORMATION (up to date records)

Record Since 1895	2,501-1,598-27 (.606)
Record at Russ Chandler Stadium (1985-present)...	944-297-1 (.760)
ACC Regular Season Record (1980-present)	536-393-2 (.577)
ACC Regular Season Championships (Divisional)	8
	1987, 1993, 1997, 2000, 2004, 2005, (2011, 2019)
ACC Tournament Appearances	39
ACC Tournament Record	81-64 (.559)
ACC Tournament Championships	9
	1985, 1986, 1987, 1988, 2000, 2003, 2005, 2012, 2014
NCAA Tournament Appearances	32
	1959, 1971, 1985, 1986, 1987, 1988, 1989, 1990, 1991, 1992, 1993, 1994, 1995, 1996, 1997, 1998, 2000, 2001, 2002, 2003, 2004, 2005, 2006, 2008, 2009, 2010, 2011, 2012, 2013, 2014, 2016, 2019
NCAA Tournament Record	71-63 (.530)
NCAA Super Regional Appearances	5
	2000, 2002, 2004, 2005, 2006
College World Series Appearances	3
	1994 (2nd), 2002 (T-5th), 2006 (T-7th)
College World Series Record	4-5 (.444)

STADIUM INFORMATION

Name	Russ Chandler Stadium
Year Opened	1985
Year Renovated	2001
Capacity	3,718
Dimensions	329-382-390-350-334
Fence Height	10 feet
Press Box Number	(404) 894-3167
Address	Fowler Street & Fifth Street, Atlanta, Ga. 30332

2020 TEAM INFORMATION

Lettermen (R/L)	18/12
Starting Position Players (R/L)	6/3
Starting Pitchers (R/L)	1/3
Newcomers	19

2019 YEAR IN REVIEW

Overall Record	43-19
ACC Record	19-11
ACC Finish	1st, Coastal
ACC Tournament	3-1
Final Ranking	17

GEORGIA TECH VS. IN-STATE OPPONENTS -- DIVISION I

	Games	First Meeting	Series Record
Georgia	376	1898	UGA leads 211-163-2
Mercer	170	1897	GT leads 114-56
Ga. Southern	134	1947	GT leads 103-31
Georgia St.	81	1971	GT leads 70-11
Kennesaw St.	28	1987	GT leads 22-6
Savannah St.	5	2004	GT leads 5-0

• In addition to the plethora of seasoned veterans, Georgia Tech also brings in a host of talent from the No. 4 recruiting class in the country, according to *Perfect Game*.

2020 FRESHMEN FROM NO. 4 RECRUITING CLASS

Name	Hometown	Position
Jackson Arnold	Auburn, Ala.	RHP
Drew Compton	Berkeley Heights, N.J.	INF
Will Coquillard	Pacific Palisades, Calif.	RHP
Jackson Finley	Richmond Hill, Ga.	RHP
John Giesler	Marietta, Ga.	INF
Tres Gonzalez	Sandy Springs, Ga.	OF
Jake Holland	Clermont, Fla.	C
Jady Jackson	Sugar Hill, Ga.	INF
Andrew Jenkins	Atlanta, Ga.	INF
Ben King	Calhoun, Ga.	LHP
Zach Maxwell	Acworth, Ga.	RHP
Stephen Reid	Berkeley Heights, N.J.	OF
Josiah Siegel	Woodstock, Ga.	LHP
Dalton Smith	Valdosta, Ga.	LHP
Harrison Thiel	Parrish, Fla.	INF
Brody Westbrook	Cumming, Ga.	RHP

• **Tres Gonzalez** and Maxwell were both selected in the 2019 MLB Draft but chose to attend Georgia Tech. Maxwell was taken in the 30th round by the New York Yankees and Gonzalez was selected in the 37th round by the Dodgers.

• **Drew Compton** was named the fifth-best freshman position player by *D1Baseball* and the 12th-best overall, while Maxwell came in as the 60th-best freshman overall.

DANNY BORRELL

• After bringing on new additions **James Ramsey** and **Dan Jaffe** for the 2019 season, Georgia Tech has also brought in highly touted **Danny Borrell** from the New York Yankees organization.

• Borrell spent 18 years in the Yankees organization as both a pitcher and New York's pitching coordinator for its world-renowned farm system.

• Statistically, the Yankees have been the best pitching organization in baseball during the last three seasons.

• Borrell played three seasons in the ACC, winning two ACC Championships at Wake Forest (1998-00).

STRENGTH-OF-SCHEDULE

• Since the beginning of the 2019 year, head coach Danny Hall has talked frequently about how the non-conference schedule needs to be a test and 2020 is no different.

• One year after having the toughest strength-of-schedule in the Atlantic Coast Conference, Tech once again will play many of the top teams in the country.

• In the preseason polls, eight opponents are ranked in the top 25, including No. 5 Georgia and No. 24 Ohio State, who are two of the first three weekends to the season.

• Last season, Tech was one of only five top-15 strength-of-schedule teams to post a 40-win season, getting 12 wins vs. RPI top-25 teams, 19 against top-50 and going 26-13 against ACC and SEC teams combined.

• Only 21 teams finished 2019 with a winning record vs. RPI top-50 teams.

TEAMS WITH WINNING RECORDS VS. TOP-50 RPI

Teams
Arizona State
Arkansas
Baylor
Clemson
Creighton
East Carolina
Georgia
GEORGIA TECH
Indiana
Louisville
LSU
Mississippi State
North Carolina
Ole Miss
Oregon State
Stanford
Texas A&M
Texas Tech
UCLA
Vanderbilt
Wright State

CARDIAC JACKETS

• Georgia Tech baseball has been in for exciting baseball the last two seasons, posting a 10-5 record in one-run games in 2019.

• Since 2002, Tech has posted a .584 win percentage in one-run games.

GT BASEBALL RECORD IN ONE-RUN GAMES

- SINCE 2002

Year	Record	Pct.
2019	10-5	.667
2018	4-5	.444
2017	3-9	.250
2016	8-5	.615
2015	9-3	.750
2014	8-10	.444
2013	8-6	.571
2012	9-7	.563
2011	5-5	.500
2010	5-2	.714
2009	7-3	.700
2008	9-4	.692
2007	5-5	.500
2006	9-6	.600
2005	9-9	.500
2004	10-5	.667
2003	7-4	.636
2002	10-3	.769
TOTAL	135-96	.584

IT STARTS AT HOME...

• "It Starts at Home" has been the offseason motto for Georgia Tech, putting an emphasis on getting victories at Russ Chandler Stadium after going 26-11 in 2019. Since 1985, Tech has won a whopping .760 percent of its games at home (944-297-1).

• In 2019, Tech recorded 44 home runs at home outscored its opponents 292-189 overall.

• En route to leading the ACC through the regular season last year in hitting, Tech's offense hit .310 at home last year, their second-straight year hitting .300 at Russ Chandler Stadium.

• Since 2002, Tech has only hit below .300 at home in one season — 2017.

• Meanwhile, the pitching staff held its foes to a .260 average with a 4.33 ERA and struck out 329 batters compared to just 119 walks over 334.2 innings of work at home.

OFFENSE

• Georgia Tech baseball has continued its annual tradition last season of being one of the top offensive ACC teams in the country and it will look to do the same in 2020.

• In the regular season, Tech led the ACC in hitting .297 with an on-base percentage of .406. It was also second in slugging at .449.

• Leading the way early in 2020 is the leader from 2019 in **Michael Guldberg**. He led the ACC in hitting during Opening Weekend at .600, knocking three doubles and an RBI, while not striking out.

• Last year, Guldberg was at the top of the six Yellow Jackets to bat .300 with a gaudy .355 average on the year. Guldberg was relegated to designated hitter duties while completing his shoulder rehab but has returned in left field.

• With the exit of Tristin English and Kyle McCann by way of the MLB Draft, Tech's offense may create offense in different ways this season.

• Where there is no lacking in power is junior outfielder **Baron Radcliff**. Radcliff is the leading home run returner as he walloped 12 home runs last season.

• Radcliff was named one of country's biggest "Sleeping Giants" ahead of a potential breakout year.

• Also breaking out in 2020 so far has been freshman designated hitter **Andrew Jenkins** and first baseman **Drew Compton**. Jenkins hit .400 for a double and an RBI last weekend while Compton hit .333 with a massive home run in his first collegiate plate appearance.

• Tech will also return one of the top table setters in the country in junior shortstop **Luke Waddell**.

• To start Opening Weekend, Waddell once again looked strong, hitting .363 with four hits, a double, a triple, an RBI and just one strikeout, while drawing a walk.

• Last season, Waddell raised his average almost 40 points, finishing at .322 for the season from the leadoff spot. He finished with 75 hits, 12 doubles, two triples and two home runs for 34 RBI, scoring 57 times himself.

• Waddell became the fourth Yellow Jacket since 1980 to be voted a solo captain by his teammates for the 2020 season, becoming the first since 1991 when GT Hall of Famer Doug Creek earned the honor.

• Waddell was selected in the 32nd round of the MLB Draft by the Arizona Diamondbacks as a draft-eligible sophomore but chose to return to Tech for his junior year.

INFELDERS

• Georgia Tech baseball returns a tremendous percentage of its defensive production from last season's infield in third baseman **Jackson Webb**, shortstop **Luke Waddell** and second baseman **Austin Wilhite**.

• Webb especially shined defensively, taking over the hot corner full-time during the year, making just 47 starts in 2019. Nonetheless, he hit .312 for the season for 39 hits, five doubles, two triples and a homer for 19 RBI.

• A menace on the base paths, he also led the team with 13 stolen bases on the year (13-for-15) and held a .949 fielding percentage at third.

• Waddell moved to short full-time during the season as well but instantly made his way toward becoming a nationally lauded defender, getting named a finalist for the Brooks Wallace Shortstop of the Year award.

• Waddell was the third-toughest to strikeout in the ACC a year ago, averaging 10.6 at-bats per strikeout and striking out in back-to-back games just twice all season.

• As the leadoff man, he reached base in a team-best 39 consecutive games toward the end of the season.

• Waddell spent his offseason with the USA Baseball Collegiate National Team in Japan.

• He was the first Yellow Jacket selected to the Collegiate National Team since Derek Dietrich in 2008.

• Waddell helped Team USA to eight wins in Japan, hitting .320 for 16 hits, three doubles and five RBI while playing third base.

• Waddell's move to short created one of the top middle-infielder combos in America with **Austin Wilhite** at second base.

• Despite batting just .266 for the year, Wilhite came through in clutch situation while also behind a force in double plays. He amassed 41 double plays with a .966 fielding percentage in 2019.

• Wilhite currently ranks 10th since 2002 in Georgia Tech history with 102 double plays turned in his career.

MOST DOUBLE PLAYS TURNED, CAREER
-- GT HISTORY, SINCE 2002

DP's	Player	Years
1. 180	Mott Hyde	2011-14
2. 165	Wade Bailey	2015-18
3. 155	Connor Justus	2014-16
4. 153	Thomas Smith	2012-15
5. 142	Tony Plagman	2007-10
6. 123	Tyler Greene	2003-05
7. 114	Eric Patterson	2002-04
8. 113	Tristin English	2016-19
9. 104	Whit Robbins	2004-06
10. 102	Austin Wilhite	2017-Present

• Finishing just behind Webb, Wilhite was also dangerous on the base paths, stealing 12 on the year and getting caught just once.

• A new face will be behind the dish for the second year in a row as #CatcherU continues to turn out pros in Kyle McCann and Joey Bart.

• Georgia Tech currently has three catchers on its roster in juniors **Cameron Turley** and **Jamie Taylor** and freshman **Jake Holland**.

• Turley caught 12 games and made two starts behind the dish last season, while Taylor made one start at catcher in 10 appearances.

• Holland took part in the first all-freshman battery on Opening Day in program history when he caught for frosh RHP **Zach Maxwell** on Feb. 14 vs. St. Peter's.

• Holland joins the Jackets as the No. 2-ranked catcher in the state of Florida and the 10th-best catcher in the country, according to *Perfect Game*. He was ranked as the 112th best player overall by PG with "big potential power" at the plate.

JACKETS IN THE POLLS

WEEK	BA	CB	USA	NCBWA	D1	PG
Preseason	21	28	22	22	19	-
Feb. 17	21	29	22	22	19	-
Feb. 24						
Mar. 3						
Mar. 10						
Mar. 17						
Mar. 24						
Mar. 31						
Apr. 7						
Apr. 14						
Apr. 21						
Apr. 28						
May 5						
May 12						
May 19						
May 26						
June 1						
June 19						

BA = Baseball America, CB = Collegiate Baseball, USA = USA Today,

NCBWA = NCBWA, D1 = D1Baseball.com, PG = Perfect Game

N/A = poll not out before release of notes

rv = receiving votes

2020 ACC STANDINGS

COASTAL DIVISION	ACC	OVERALL
Miami	-	3-0
North Carolina	-	3-0
Pitt	-	3-1
GEORGIA TECH	-	2-1
Duke	-	2-1
Virginia	-	1-2
Virginia Tech	-	0-2
ATLANTIC DIVISION	ACC	OVERALL
Boston College	-	3-0
Clemson	-	3-0
NC State	-	3-0
Wake Forest	-	3-1
Florida State	-	2-1
Notre Dame	-	1-1
Louisville	-	1-2

OFFENSE

• Holland was fantastic defensively behind the plate during Opening Weekend, catching three of the four stolen-base attempts and making a #SCTop10 play at home in a 8-6-2 relay to keep Cincinnati from adding a run.

• Also new will be **Drew Compton** in the infield, who will see a lot of time at first base with the departure of Tristin English to the MLB.

• Compton was rated as the No. 5 overall recruit in the country by Perfect Game and the top third-baseman in New Jersey.

• Compton shined early with a home run in his first collegiate plate appearance, making him the third Yellow Jacket since 2015 to homer in his first plate appearance.

PLAYERS TO HOME RUN IN FIRST COLLEGE PLATE APPEARANCE -- GT HISTORY, SINCE 2015

Pos.	Player	Opponent - Year
1. 1B	Drew Compton	St. Peter's - 2020
2. OF	Michael Guldborg	Dartmouth - 2018
3. 3B	Blake Jackson	St. John's - 2015

• *D1Baseball* rated him as the fifth-best impact freshman nationally among position players and the 12th-best freshman overall.

TOP 150 IMPACT FRESHMAN FOR 2020 -- D1BASEBALL

Pos.	Player	School
1. LHP	Hunter Barco	Florida
2. RHP	Jack Leiter	Vanderbilt
3. LHP	Nate Savino	Virginia
4. RHP	Bryce Osmond	Oklahoma State
5. 3B/SS	Josh Rivera	Florida
6. LHP	Steven Hajjar (redshirt)	Michigan
7. SS	Brooks Lee	Cal Poly
8. LHP	Cooper Benson	Arizona State
9. LHP	Connor Prielipp	Alabama
10. SS	Jose Torres	NC State
11. OF	Chris Newell	Virginia
12. 1B	Drew Compton	Georgia Tech

OUTFIELDERS

• Georgia Tech will also return a large portion of its outfield trio in **Colin Hall** and **Baron Radcliff**.

• In addition to being a stalwart left fielder last season, Hall also finished as one of six Yellow Jackets to hit .300, finishing at .307 in 2019.

• Hall finished with 74 hits, 18 doubles and four homers -- including a huge insurance home run off the batters eye against Coastal Carolina in the NCAA Atlanta Regional.

• He finished third on the team with 22 multi-hit games and 12 multi-RBI games for the season.

• In right field last year, Radcliff took off like gangbusters, both at the plate and in right field en route to a 2019 second-team All-ACC selection.

• Not lacking any power, Radcliff is the leading home run returner as he walloped 12 home runs last season.

• While not stealing often, his speed led to a perfect 6-for-6 in stolen bases last season.

• Radcliff was named one of country's biggest "Sleeping Giants" ahead of a potential breakout year.

• Returning to the outfield after a season of rehab is

Michael Guldborg, who happened to lead Tech with a gaudy .355 average on the year to lead the team and finish second in the ACC.

• Guldborg currently leads the ACC with a .600 batting average and no strikeouts through three games.

• Guldborg's career average of .367 is currently on pace to rank in the top-15 of Georgia Tech's all-time career leaders.

BATTING AVERAGE LEADERS, CAREER

(MIN. 200 AB) -- GT HISTORY

Avg.	Player (ABs)	Years
1. .4364	Tom Angley (291)	1925-27
2. .4235	Doug Wycoff (255)	1924-26
3. .4091	Mark Teixeira (528)	1999-01
4. .3960	Charlie Blackmon (250)	2007-08
5. .3858	Scott Jordan (762)	1982-85
6. .3840	Jason Varitek (914)	1991-94
7. .3765	Richard Lewis (688)	1999-01
8. .3720	Nomar Garciaparra (672)	1992-94
9. .3701	Cam Bonifay (462)	1971-74
10. .3692	Mike Fowler (474)	1986-87
11. .3672	Riccardo Ingram (482)	1985-87
12. .3657	Mark Fischer (741)	1995-97
13. .3656	Jay Payton (785)	1992-94
— .3656	Michael Guldborg (268)	2018-Present
14. .3594	Matt Wieters (704)	2005-07
15. .3557	Chris Morgan (402)	1983-84
16. .3552	Heath Honeycutt (549)	1996-98
17. .3540	Randy Carroll (226)	1965-66
18. .3529	Doug Ibele (374)	1976-79
19. .3528	Bryan Prince (788)	1998-01
20. .3523	Michael Wolff (457)	1990-92

• Guldborg's career on-base percentage of .460 is also one of the best at Georgia Tech since 2002.

ON-BASE PERCENTAGE, CAREER

(MIN. 200 AB) -- GT HISTORY, SINCE 2002

OB%	Player (ABs)	Years
1. .477	Matt Wieters (704)	2005-07
2. .469	Charlie Blackmon (250)	2007-08
3. .460	Michael Guldborg (268)	2018-Present
4. .459	Danny Payne (660)	2005-07
5. .454	Jeff Kindel (499)	2002-06
6. .442	Matthew Boggs (234)	2002
7. .439	Whit Robbins (553)	2004-06
8. .433	Kyle McCann (532)	2017-19
9. .432	Derek Dietrich (703)	2008-10
10. .429	Brandon Thomas (709)	2010-13

• Guldborg hauled in a bunch of awards last year that included first-team Academic All-America, second-team All-Region, third-team All-ACC and selection to the 2019 ACC All-Tournament team.

PITCHING

• One of the main reason for their success has been the Yellow Jacket's pitching staff living up to the early preseason hype of having highly regarded prospects and the depth the back them up on the mound.

• Returning on the mound for Tech is RHP **Jonathan Hughes** and RHP **Cort Roedig**, as well as LHP **Luke Bartnicki**.

• Tech will be without the services of RHP **Brant Hurter**, who led the team with a 2.42 ERA, for most of the year as he recovers from Tommy John Surgery underwent last season.

• Hughes was commanding in his first start since Feb. 17, 2018 (vs. Bradley), going 5.0 innings and allowing just one run and no walks in his longest outing since March 2017.

• Hughes played an intricate role to the bullpen last season, making 26 appearances and finishing with a 9-2 record off a 5.09 ERA.

• Hughes was named an "Impact Senior" by *Perfect Game* as he potentially transitions from bullpen anchor to potential ace.

• Hughes was a second-round draft pick out of high school by the Baltimore Orioles but chose to attend Tech instead.

• Stepping up in a huge way last year as a freshman was Roedig, who, in the wake of several injuries, assumed the weekend starts as a freshman and found his footing by the postseason, allowing just three hits with a 1.08 ERA and .115 OBA in his two tournament starts -- ACC Championship Game and NCAA Regional elimination game.

• Frosh righty **Zach Maxwell** getting the nod on Feb. 14 made him the second true freshman to start Opening Day for the Yellow Jackets on the mound since Kris Wilson in 1995 (Xzavion Curry - 2017).

TRUE FRESHMAN PITCHERS STARTING OPENING DAY -- GT HISTORY, SINCE 1967

Player	Opponent	Year
Zach Maxwell	St. Peter's	2020
Xzavion Curry	BYU	2017
Kris Wilson	Charleston Southern	1995

• Maxwell was a presence in his 4.0 innings to start, allowing just one hit and punching out five hitters, holding St. Peter's to a .077 batting average.

• Maxwell was rated as the No. 5 RHP in the state of Georgia and the 10th-best player overall by *Perfect Game*.

• Nationally, PG rated him as the No. 28 RHP in the country.

• He was selected in the 30th round by the New York Yankees but elected to attend Georgia Tech.

• Last season the staff ranked first in the ACC and 30th in the country in walks allowed per nine innings (3.31).

• Tech also ranked third in the ACC and 27th nationally in strikeout-to-walk ratio with a 1.05.

• Two seasons after Tech started a freshmen or sophomore in 45 of its 58 games, the Jackets may once again be led by youth.

MOST PITCHING STARTS BY UNDERCLASSMEN IN 2018, BY PERCENTAGE -- POWER 5 CONFERENCES

Percentage	Team	Conference
1. 92%	Georgia Tech	ACC
92%	Northwestern	Big Ten
3. 86%	Baylor	Big 12
4. 76%	Michigan	Big Ten

* research courtesy of College Baseball Analytics

• A big get for the experience of the pitching staff is the return of RHP **Andy Archer**, who missed last season with a non-Tommy John elbow injury.

• Archer didn't disappoint in his first appearance pitching career-bests in 4.0 innings and seven strikeouts for the save against Cincinnati, holding hitters to just a .154 average.

• Archer was named to the Stopper of the Year preseason watch list.

• In 26 appearances and 47.0 innings of work in 2018, he worked to a 3.64 ERA, recorded three saves and a 4-0 overall record.

• Georgia Tech will also look to another bullpen anchor in Bartnicki to make strides in his sophomore year.

• Last year, Bartnicki made 29 appearances as a large component out of the bullpen -- good for 10th in the ACC -- and finished with 32.1 innings of work, 23 earned runs for a 6.40 ERA.

• Also impressing out of the bullpen was a host of young guns and the return of several vets.

• Freshmen **Brody Westbrook**, **Dalton Smith**, **Jackson Arnold** and **Ben King** all work shutout appearances with at least an inning of work, while junior **Hugh Chapman** also put in 1.0 scoreless.

• Smith worked to the decision victory by going 2.0 scoreless innings on Feb. 14 against St. Peter's, striking out three hitters and walking zero.

• **Sam Crawford** and freshmen **Josiah Siegel** also pitched one-hit appearances at 0.2 innings apiece.

DANNY BORRELL

• New this year to Georgia Tech is pitching coach Danny Borrell, who arrives on The Flats after 18 years in the New York Yankees organization as both a player and the pitching coordinator for their world-renowned farm system.

• Borrell became the youngest pitching coordinator in the MLB when hired in 2015 by the Yankees, where he led approximately 180 pitchers per year and 11 pitching coaches over nine minor league affiliates.

• Borrell helped lead the Yankees to be the best pitching organization in baseball statistically.

• In total, he developed 34 Big Leaguers during his tenure with New York -- including MLB All-Stars Dellin Betances and Luis Severino.

• Borrell was drafted by the Yankees in 2000 after a standout career at Wake Forest.

• A two-way player at Wake, Borrell earned freshman All-America and second-team All-America honors en route to leading the Demon Deacons to two ACC titles (1998, 1999).

• He finished his career 10-8 on the mound in 24 starts with a 6.21 ERA, while batting a career .336 with 37 homers and 174 RBI -- both still tied for 10th in Wake Forest history.

GAME SCORE

• Game Score is a metric devised by Bill James and later evolved by Tom Tango to determine the strength of a pitcher in any particular baseball game.

• Game Score correlates strongly with winning percentage, so that a pitcher with an average Game Score of 60 can be expected to win approximately 60 percent of the time.

• Georgia Tech returns three pitchers that accounted for eight of the top-15 Game Scores last season.

2019 TOP GAME SCORE, GT PITCHERS

Player	Opponent	Game Score
1. Connor Thomas	Pittsburgh	99
2. Connor Thomas	Louisville	89
3. Brant Hurter	Northwestern	87
Brant Hurter	Boston College	87
5. Connor Thomas	Notre Dame	82
6. Cort Roedig	Kennesaw State	77
7. Amos Willingham	Georgia State	75
8. Connor Thomas	West Virginia	73
9. Connor Thomas	Northwestern	72
10. Brant Hurter	Virginia	69
Jonathan Hughes	Virginia Tech	69
12. Connor Thomas	Virginia	68
Amos Willingham	Georgia	68
14. Cort Roedig	Western Carolina	67
Jonathan Hughes	NC State *	67
15. Cort Roedig	North Carolina ^	65

^ ACC Championship Game

* ACC Tournament Semifinals

2020 TOP GAME SCORE, GT PITCHERS

Player	Opponent	Game Score
1. Zach Maxwell	St. Peter's	67

MISCELLANEOUS

ATOP THE CONFERENCE

- Georgia Tech baseball ranks among the most prolific winners in ACC history.

MOST ACC TOURNAMENT TITLES, SINCE 2000

	Titles	Years
Georgia Tech	5	2000, 2003, 2005, 2012, 2014
Florida State	5	2002, 2004, 2010, 2015, 2017
North Carolina	3	2007, 2013, 2019
Clemson	2	2006, 2016
Virginia	2	2009, 2011

MOST ACC REGULAR-SEASON, DIVISIONAL TITLES SINCE 2000

	Titles	Regular-Season Years (Divisional)
Florida State	11	2001, 2002, 2003 (2007, 2008, 2009, 2010*, 2011, 2012, 2013, 2014)
North Carolina	6	(2006, 2007, 2009, 2012, 2013, 2017)
Georgia Tech	5	2000, 2004, 2005 (2011, 2019)
Miami	4	(2008, 2014, 2015, 2016)
Louisville	4	(2015, 2016, 2017, 2019)

*co-champion

- This season, Tech will play nine of its 10 most-faced opponents all-time.

GEORGIA TECH'S MOST COMMON OPPONENTS

	Games	First Meeting	Series Record
Georgia	376	1898	UGA leads 211-163-2
Auburn	240	1897	AU leads 124-111-5
Clemson	229	1902	CU leads 115-111-3
Mercer	170	1897	GT leads 114-56
North Carolina	142	1901	GT leads 78-64
Ga. Southern	134	1947	GT leads 103-31
Virginia	133	1924	GT leads 75-56-2
Duke	133	1903	GT leads 95-38
NC State	130	1921	GT leads 74-56
Wake Forest	117	1898	GT leads 73-43-1

* bold denotes an opponent on the 2020 schedule



2020 ACC PRESEASON POLL

OVERALL CHAMPION

Louisville

ATLANTIC DIVISION

POINTS

1. Louisville (13)	97
2. Florida State	79
3. NC State	68
4. Clemson (1)	52
Wake Forest	52
6. Boston College	27
7. Notre Dame	17

(first-place votes)

COASTAL DIVISION

POINTS

1. Miami (12)	93
2. North Carolina (1)	68
3. Georgia Tech (1)	66
4. Duke	65
5. Virginia	55
6. Virginia Tech	27
7. Pitt	18

(first-place votes)

2020 HONORS

ANDY ARCHER


Stopper of the Year preseason watch list (Feb. 10)

2020 RECORD BREAKDOWN

	ACC	Overall
Overall	-	2-1
Home	-	2-1
Road	-	-
Neutral	-	-
Day Games	-	2-1
Night Games (6 p.m. or later)	-	-
Yellow Jackets Score First	-	1-0
Opponent Scores First	-	1-1
Yellow Jackets Score in 1st inning	-	0-0
Walk-off Victories	-	0-0
As a Ranked Team (All Polls)	-	2-1
vs. Ranked Team (All Polls)	-	-
TV/ESPN3/ACC Network Extra Game	-	2-1
vs. LHP (starter)	-	0-0
vs. RHP (starter)	-	2-1
Yellow Jacket Starter 6+ IP	-	-
Yellow Jacket Starter 7+ IP	-	-
Yellow Jacket Starter 8+ IP	-	-
Hitting A Home Run	-	1-0
Not Hitting A Home Run	-	1-1
Out Hit Opponent	-	2-0
Get Out Hit By Opponent	-	0-1
Equal Number of Hits	-	0-0
February	-	2-1
March	-	-
April	-	-
May	-	-
June	-	-
Monday	-	-
Tuesday	-	-
Wednesday	-	-
Thursday	-	-
Friday	-	1-0
Saturday	-	1-0
Sunday	-	0-1
One-Run Games	-	0-0
Two-Run Games	-	1-0
Three-Run Games	-	-
Four+ Run Games	-	1-1
Leading After 6	-	2-0
Trailing After 6	-	0-1
Tied After 6	-	-
Leading After 7	-	2-0
Trailing After 7	-	0-1
Tied After 7	-	-
Leading After 8	-	2-0
Trailing After 8	-	0-1
Tied After 8	-	-
Shutouts	-	1-0
Extra Innings	-	-
Score 0-5 Runs	-	0-1
Score 6+ Runs	-	2-0
Allow 0-5 Runs	-	2-0
Allow 6+ Runs	-	0-1
Commit 0 Errors	-	1-0
Commit 1 Error	-	0-0
Commit 2+ Errors	-	1-1

HALL OF FAME COACH

- **Danny Hall** is in his 27th season at Georgia Tech and his 33rd overall as a head coach in 2020. He is the winningest baseball coach in Tech history with 1,064 wins.
- Hall, who won his 1,200th career game on February 24, 2018 and his 1,000th win at Georgia Tech on March 20, 2018, stands fifth among active Division I coaches in career victories entering the 2020 season.
- Last year, Hall earned his fourth ACC Coach of the Year honor.
- In his career – both as an assistant and head coach – Hall has been part of over 1,600 victories and seven trips to the College World Series.
- Hall has led Tech to the NCAA Tournament on 21 occasions and guided the Jackets to the NCAA College World Series in 1994, 2002 and 2006 -- the program's only three berths.



WINNINGEST ACTIVE DIVISION I BASEBALL COACHES ENTERING 2020 SEASON


1. Mike Fox, North Carolina. 1,475
2. Paul Mainieri, LSU 1,455
3. John Anderson, Minnesota 1,317
4. Keith Guttin, Missouri St.. 1,279
5. **DANNY HALL, Georgia Tech. 1,270**
6. Gary Gilmore, Coastal Carolina 1,216
7. Mike Sansing, Kennesaw St. 1,119
8. Elliott Avent, NC State 1,099
9. Dave Van Horn, Arkansas 1,060
10. Brian Shoop, UAB. 1,054
11. Bill Brown, George Mason. 1,045
12. Rich Hill, San Diego 1,034
13. Paul Kostacopoulos, Navy 954
14. Steve Owens, Rutgers. 914

HALL BY THE NUMBERS

1,272	career wins as a head coach
1,064	wins at Georgia Tech
143	total draft picks coached at Tech
126	all-ACC honors
108	all-American selections by 41 GT players
52	Tech's school record for wins set in 2002
23	freshman all-Americans
21	NCAA Regional appearances at Tech
15	top-two ACC offensive finishes
14	Academic all-America honors by GT players
7	Yellow Jackets drafted in the first round
6	NCAA Super Regional appearances at Tech
6	ACC regular season/division titles ('97, '00, '04, '05, '11, '19)
5	ACC tournament titles (2000, 2003, 2005, 2012, 2014)
3	College World Series appearances (only three in Tech history)

HALL'S COACHING TREE

HEAD COACHES

-  Scott Stricklin - Georgia Tech Assistant 2002-04
Kent State player 1991-93
-  Josh Holliday - Georgia Tech Assistant 2005-07
-  Greg Beals - Kent State player 1989-91
-  Bobby Moranda - Georgia Tech Assistant 2002-07
-  Mike Trapasso - Georgia Tech Assistant 1995-01
-  Eddie Uschold - Kent State Assistant

ASSISTANT HEAD COACHES

-  Wally Crancer - Georgia Tech player 2006-07



GAME HIGHS**TEAM BATTING**

At bats:	31	vs Cincinnati (Feb 15, 2020)
Runs scored:	6	vs St. Peter's (Feb 14, 2020)
	6	vs Cincinnati (Feb 15, 2020)
Hits:	9	vs Cincinnati (Feb 15, 2020)
RBIs:	6	vs St. Peter's (Feb 14, 2020)
Doubles:	3	vs St. John's (Feb 16, 2020)
Triples:	1	vs St. Peter's (Feb 14, 2020)
	1	vs Cincinnati (Feb 15, 2020)
Home runs:	1	vs St. Peter's (Feb 14, 2020)
Total bases:	14	vs St. Peter's (Feb 14, 2020)
Walks:	6	vs St. Peter's (Feb 14, 2020)
	6	vs Cincinnati (Feb 15, 2020)
Strikeouts:	13	vs St. John's (Feb 16, 2020)
Sac hits:	1	vs St. Peter's (Feb 14, 2020)
Sac flies:	3	vs St. Peter's (Feb 14, 2020)
Stolen bases:	2	vs Cincinnati (Feb 15, 2020)
Hit by pitch:	1	vs St. Peter's (Feb 14, 2020)
	1	vs Cincinnati (Feb 15, 2020)
Caught stealing:	1	vs Cincinnati (Feb 15, 2020)
Runners LOB:	9	vs Cincinnati (Feb 15, 2020)

TEAM FIELDING

Putouts:	27	vs St. Peter's (Feb 14, 2020)
	27	vs Cincinnati (Feb 15, 2020)
	27	vs St. John's (Feb 16, 2020)
Assists:	11	vs St. Peter's (Feb 14, 2020)
Errors:	3	vs St. John's (Feb 16, 2020)
Passed balls:	2	vs St. Peter's (Feb 14, 2020)
DPs turned:	2	vs St. Peter's (Feb 14, 2020)

TEAM PITCHING

Innings pitched:	9.0	vs St. Peter's (Feb 14, 2020)
	9.0	vs Cincinnati (Feb 15, 2020)
	9.0	vs St. John's (Feb 16, 2020)
Runs allowed:	11	vs St. John's (Feb 16, 2020)
Earned runs:	9	vs St. John's (Feb 16, 2020)
Walks allowed:	5	vs St. Peter's (Feb 14, 2020)
	5	vs St. John's (Feb 16, 2020)
Strikeouts:	12	vs St. Peter's (Feb 14, 2020)
	12	vs St. John's (Feb 16, 2020)
Hits allowed:	13	vs St. John's (Feb 16, 2020)
Doubles allowed:	2	vs St. John's (Feb 16, 2020)
Triples allowed:	2	vs Cincinnati (Feb 15, 2020)
Homers allowed:	1	vs St. John's (Feb 16, 2020)
Wild pitches:	2	vs St. John's (Feb 16, 2020)
Hit batters:	3	vs St. John's (Feb 16, 2020)

INDIVIDUAL BATTING

At bats:	5	Luke Waddell vs Cincinnati (Feb 15, 2020)
Runs scored:	2	Drew Compton vs St. Peter's (Feb 14, 2020)
Hits:	3	Michael Guldborg vs Cincinnati (Feb 15, 2020)
RBIs:	2	Jackson Webb vs St. Peter's (Feb 14, 2020)
Doubles:	2	Michael Guldborg vs St. John's (Feb 16, 2020)
Triples:	1	Baron Radcliff vs St. Peter's (Feb 14, 2020)
	1	Luke Waddell vs Cincinnati (Feb 15, 2020)
Home runs:	1	Drew Compton vs St. Peter's (Feb 14, 2020)
Total bases:	4	Drew Compton vs St. Peter's (Feb 14, 2020)
	4	Michael Guldborg vs Cincinnati (Feb 15, 2020)
	4	Michael Guldborg vs St. John's (Feb 16, 2020)
Walks:	2	Drew Compton vs St. Peter's (Feb 14, 2020)
	2	Drew Compton vs Cincinnati (Feb 15, 2020)
	2	Drew Compton vs St. John's (Feb 16, 2020)
Strikeouts:	3	Baron Radcliff vs St. John's (Feb 16, 2020)
	3	Austin Wilhite vs St. John's (Feb 16, 2020)
Sac hits:	1	Michael Guldborg vs St. Peter's (Feb 14, 2020)
Sac flies:	2	Jackson Webb vs St. Peter's (Feb 14, 2020)
Stolen bases:	1	Michael Guldborg vs Cincinnati (Feb 15, 2020)
	1	Jackson Webb vs Cincinnati (Feb 15, 2020)
Hit by pitch:	1	Andrew Jenkins vs St. Peter's (Feb 14, 2020)
	1	Michael Guldborg vs Cincinnati (Feb 15, 2020)
Caught stealing:	1	Jackson Webb vs Cincinnati (Feb 15, 2020)
Runners LOB:	3	Baron Radcliff vs St. Peter's (Feb 14, 2020)
	3	Jake Holland vs Cincinnati (Feb 15, 2020)

INDIVIDUAL FIELDING

Putouts:	12	Jake Holland vs St. Peter's (Feb 14, 2020)
Assists:	4	Luke Waddell vs St. John's (Feb 16, 2020)
Errors:	1	(5 games)
Passed balls:	2	Jake Holland vs St. Peter's (Feb 14, 2020)

INDIVIDUAL PITCHING

Innings pitched:	5.0	Jonathan Hughes vs Cincinnati (Feb 15, 2020)
Runs allowed:	6	Cort Roedig vs St. John's (Feb 16, 2020)
Earned runs:	4	Jackson Finley vs St. John's (Feb 16, 2020)
	4	Cort Roedig vs St. John's (Feb 16, 2020)
Walks allowed:	4	Zach Maxwell vs St. Peter's (Feb 14, 2020)
Strikeouts:	7	Andy Archer vs Cincinnati (Feb 15, 2020)
Hits allowed:	5	Jonathan Hughes vs Cincinnati (Feb 15, 2020)
Doubles allowed:	1	Andy Archer vs Cincinnati (Feb 15, 2020)
	1	Cort Roedig vs St. John's (Feb 16, 2020)
	1	Will Coquillard vs St. John's (Feb 16, 2020)
Triples allowed:	2	Jonathan Hughes vs Cincinnati (Feb 15, 2020)
Homers allowed:	1	Jackson Finley vs St. John's (Feb 16, 2020)
Wild pitches:	2	Cort Roedig vs St. John's (Feb 16, 2020)
Hit batters:	2	Cort Roedig vs St. John's (Feb 16, 2020)

SERIES BY SERIES STATS**HITTING**

	W-L	Avg.	R	H	2B	3B	HR	RBI	BB	K	SB
--	-----	------	---	---	----	----	----	-----	----	---	----

ATL Challenge	2-1	.250	13	22	6	2	1	11	16	19	2
---------------	-----	------	----	----	---	---	---	----	----	----	---

PITCHING

	W-L	ERA	IP	H	R	ER	BB	K	Opp.	Avg.
--	-----	-----	----	---	---	----	----	---	------	------

ATL Challenge	2-1	4.00	27.0	23	15	12	12	33		.232
---------------	-----	------	------	----	----	----	----	----	--	------

MONTH-BY-MONTH**UNDER COACH DANNY HALL (1994-present)**

Year	Jan./Feb.	Mar.	Apr.	May/June	Final
1994	6-2	15-2	13-6	16-7	50-17
1995	7-3	11-6	13-6	7-7	38-22
1996	4-6	15-3	11-8	10-7	40-24
1997	9-0	18-2	9-8	10-5	46-15
1998	8-4	13-5	11-8	9-5	41-22
1999	8-4	15-2	8-9	7-5	38-20
2000	8-3	13-5	16-3	13-5	50-16
2001	10-1	12-6	11-7	8-6	41-20
2002	8-1	14-3	14-5	16-7	52-16
2003	7-0	14-5	11-6	12-7	44-18
2004	6-3	10-8	9-6	19-4	44-21
2005	7-2	14-3	10-7	14-7	45-19
2006	10-0	12-4	11-8	17-6	50-18
2007	6-5	12-6	9-6	5-8	32-25
2008	5-1	17-4	9-8	10-8	41-21
2009	6-1	12-3	10-7-1	10-8	38-19-1
2010	7-1	15-2	13-5	12-7	47-15
2011	5-3	16-2	10-8	11-8	42-21
2012	7-2	11-8	8-9	12-7	38-26
2013	8-1	13-5	7-10	9-11	37-27
2014	5-4	10-9	11-6	11-8	37-27
2015	7-3	11-7	8-7	6-6	32-23
2016	7-0	12-5	10-9	9-11	38-25
2017	7-1	7-9	7-11	6-7	27-28
2018	6-2	10-9	8-10	7-6	31-27
2019	5-3	14-6	11-5	11-4	43-16
2020	2-1				2-1
TOTALS	181-57	268-188-1	1064-552-1		
	337-129	277-177			

GAME-WINNING PLAYS

Game-winning plays are ones that give Tech the lead or break a tie en route to win

Game	Play	Inn.	Final
St. Peter's	Drew Compton home run	2	6-0
Cincinnati	Michael Guldborg RBI single	5	6-4

GAME WINNING RBI LEADERS	2020	CAREER
Austin Wilhite	4	9
Michael Guldborg	7	8
Colin Hall	1	6
Luke Waddell	6	6
Baron Radcliff	4	5
Jackson Webb	2	2
Drew Compton	1	1

2020 #FUTUREJACKETS

John Anderson, INF	Suwanee, Ga.
Dawson Brown, RHP	Macon, Ga.
Jake Deleo, OF	Norwalk, Conn.
Brad Grenkoski, OF/RHP	Kennesaw, Ga.
Marquis Grisson, Jr., RHP	Atlanta, Ga.
Tervell Johnson, OF	Atlanta, Ga.
Kevin Parada, C	Pasadena, Calif.
Xander Stephens, RHP	Lilburn, Ga.
Dylan Strickland, INF	Loganville, Ga.
Hank Thomas, OF	Oxford, Ohio

2020 MLB #PROJACKETS

Charlie Blackmon, OF	Rockies
Derek Dietrich, OF	Reds
Buck Farmer, RHP	Tigers
Daniel Palka, OF	White Sox
Matt Skole, DH/1B	White Sox
Matt Wieters, C	Cardinals

YELLOW JACKETS BIG INNINGS

* FOUR OR MORE RUNS

DATE	OPPONENT	INN.	BATTERS	R	H	E	GT RESULT
2/15	Cincinnati	5th	8	4	3	0	W, 6-0

RECORD WITH A BIG INNING: 1-0

OPPONENT BIG INNINGS

* FOUR OR MORE RUNS

DATE	OPPONENT	INN.	BATTERS	R	H	E	GT RESULT
2/16	St. Peter's	7th	9	4	4	1	L, 11-1

RECORD WHEN ALLOWING A BIG INNING: 0-1

GAMES STARTED (POSITION PLAYERS)

Player	2020	CAREER	CURRENT STREAK
Austin Wilhite	3	166	45
Colin Hall	65	114	81
Luke Waddell	61	92	58
Baron Radcliff	51	69	51
Michael Guldborg	62	73	39
Jackson Webb	38	38	31
Drew Compton	3	3	3
Jake Holland	3	3	3
Andrew Jenkins	3	3	3

STREAKS (POSITION PLAYERS)

PLAYER	HITTING		ON-BASE	
	CURRENT	LONGEST	CURRENT	LONGEST
Charlie Benson	-	1	-	2
Drew Compton	-	2	3	3*
Michael Guldborg	3	7*	3	21*
Colin Hall	-	10*	-	22*
Jake Holland	-	1	-	2*
Jadyn Jackson	-	-	1	1*
Andrew Jenkins	3	3*	3	3*
Baron Radcliff	-	7*	-	16*
Paxton Rigby	-	1	-	2
Jamie Taylor	-	2	-	2
Cameron Turley	-	1	-	2
Luke Waddell	3	14*	3	39*
Jackson Webb	-	7*	2	16*
Austin Wilhite	-	11*	-	16*

* Longest is career long

CAREER HOME RUNS

* – Leadoff ITP – Inside-the-Park GS – Grand Slam

DREW COMPTON	Opponent	On Base	Inning	Outs	Count	Score	Final
1. Feb. 14, 2020	St. Peter's	* 0 . . .	2	0	3-2	0-0	W, 6-0

MICHAEL GULDBERG	Opponent	On Base	Inning	Outs	Count	Score	Final
1. Feb. 23, 2018	Dartmouth	. . 2 .	8	1	3-1	7-0	W, 10-0
2. Mar. 20, 2018	Auburn	. . 2 .	4	1	0-0	3-0	W, 6-4
3. May 25, 2019	NC State	. . 2 .	5	2	2-1	1-1	W, 9-2

COLIN HALL	Opponent	On Base	Inning	Outs	Count	Score	Final
1. April 28, 2018	Wake Forest	* 0 . . .	3	0	0-1	1-0	W, 5-1
2. May 18, 2018	Duke	. . 2 .	3	2	1-0	2-3	W, 20-7
3. Mar. 30, 2019	Notre Dame	. 1 . .	2	2	0-0	6-0	W, 11-2
4. May 5, 2019	Western Carolina	. 1 . .	6	1	3-2	12-1	W, 14-1
5. May 11, 2019	Duke	. . 2 .	4	2	1-0	7-2	W, 15-3
6. June 3, 2019	Coastal Carolina	0 . . .	9	2	2-0	9-8	W, 10-8

BARON RADCLIFF	Opponent	On Base	Inning	Outs	Count	Score	Final
1. Mar. 4, 2018	UIC	0 . . .	9	2	2-2	4-12	L, 5-12
2. Mar. 31, 2018	Miami	. . 2 .	8	2	0-2	8-4	W, 13-4
3. April 18, 2018	Kennesaw State	. 1 . .	8	0	0-1	15-7	W, 17-7
4. May 5, 2018	Radford	. . 2 .	10	2	1-1	8-8	W, 11-8
5. Mar. 22, 2019	No. 4 Louisville	0 . . .	9	2	2-2	2-1	W, 31
6. Mar. 23, 2019	No. 4 Louisville	. 1 . .	2	1	0-0	0-0	W, 4-0
7. Mar. 26, 2019	No. 4 Georgia	. 1 . .	5	2	2-2	4-2	W, 11-2
8. April 13, 2019	Boston College	* 0 . . .	2	0	0-0	0-0	W, 9-1
9. April 27, 2019	Clemson	* 0 . . .	2	0	0-0	0-1	W, 13-8
10. April 28, 2019	Clemson	0 . . .	1	1	1-0	3-1	L, 7-11
11. May 3, 2019	Western Carolina	0 . . .	6	0	0-1	6-4	W, 25-4
12. May 5, 2019	Western Carolina	. . 2 .	4	2	0-1	7-1	W, 14-1
13. May 10, 2019	Duke	. 1 . .	4	2	0-1	5-3	W, 14-1
14. May 10, 2019	Duke	. 1 . .	6	1	3-2	8-3	W, 14-1
15. May 16, 2019	Pitt	. . 2 .	3	2	0-1	0-6	W, 12-7
16. May 16, 2019	Pitt	. 1 . .	5	1	0-2	3-7	W, 12-7

LUKE WADDELL	Opponent	On Base	Inning	Outs	Count	Score	Final
1. Mar. 16, 2018	Virginia Tech	0 . . .	4	1	1-0	4-3	W, 16-9
2. Feb. 22, 2019	No. 3 UCLA	0 . . .	5	2	2-2	2-2	W, 4-3 (11)
2. Mar. 26, 2019	No. 4 Georgia	. 1 . .	5	1	3-1	1-2	W, 11-2

AUSTIN WILHITE	Opponent	On Base	Inning	Outs	Count	Score	Final
1. Mar. 21, 2017	Auburn	0 . . .	5	1	1-0	0-5	L, 4-7
2. Feb. 24, 2018	Dartmouth (1)	0 . . .	2	0	1-1	2-2	W, 12-9
3. April 8, 2018	Florida State	0 . . . ITP	6	2	1-0	10-1	W, 16-3
4. April 10, 2018	at Mercer	* 0 . . .	8	0	0-1	10-7	W, 16-8
5. April 14, 2018	at Pittsburgh	0 . . .	4	2	1-0	1-0	L, 3-4
6. April 15, 2018	at Pittsburgh	. 1 . .	4	2	2-1	2-2	L, 5-6
7. May 11, 2018	at Virginia	0 . . .	5	1	1-2	0-1	L, 6-8
8. Mar. 19, 2019	at Mercer	. . 2 .	5	0	3-2	5-3	W, 14-8

JACKSON WEBB	Opponent	On Base	Inning	Outs	Count	Score	Final
1. May 3, 2015	Western Carolina	. . 2 .	6	1	2-1	11-4	W, 25-4

CAREER HOME RUNS

* – Leadoff ITP – Inside-the-Park GS – Grand Slam

MULTIPLE HIT GAMES

	2020 SEASON					CAREER				
	2	3	4	5+	Total	2	3	4	5+	Total
A. Wilhite	-	-	-	-	-	36	11	2	-	49
Colin Hall	-	-	-	-	-	26	8	3	-	36
Waddell	1	-	-	-	1	24	4	2	-	29
Guldborg	1	1	-	-	2	22	5	2	-	29
Radcliff	-	-	-	-	-	7	2	2	-	11
Webb	1	-	-	-	1	4	2	1	-	7
Jenkins	1	-	-	-	1	1	-	-	-	1

MULTIPLE RBI GAMES

	2020 SEASON					CAREER				
	2	3	4	5+	Total	2	3	4	5+	Total
A. Wilhite	-	-	-	-	-	16	4	2	1	23
Colin Hall	-	-	-	-	-	13	3	-	1	17
Radcliff	-	-	-	-	-	6	5	-	2	13
Guldborg	-	-	-	-	-	4	5	-	-	9
Waddell	-	-	-	-	-	7	1	-	-	8
Webb	1	-	-	-	1	2	2	-	-	4
Taylor	-	-	-	-	-	-	1	-	-	1

CAREER WALK-OFF HITS

Player (Date)	Play	Inn. Final
A. Wilhite vs. Radford (5/4/18)	Ground-rule double	B9 6-5
Radcliff vs. Radford (5/5/18)	Three-run home run	B10 11-8
M. Guldborg vs. #9 UNC (4/6/19)	Sacrifice fly	B9 11-10

STARTERS

STARTING PITCHER RECORDS

PITCHER	2020 STARTS	2020	CAREER
Jake Brace	1	0-0	0-0
Hugh Chapman	-	-	0-1
Jonathan Hughes	1	1-0	5-3
Cort Roedig	11	2-3	2-3
Zach Maxwell	1	0-0	0-0

* CAREER RECORD IS RECORD AS A STARTER (NOT OVERALL)

STARTING PITCHER STATS

PITCHER	STARTS	IP	W-L	ERA
Zach Maxwell	1	4.0	0-0	0.00
Jonathan Hughes	1	5.0	1-0	1.80
Cort Roedig	1	3.2	0-1	9.82

* STATS AS A STARTER IN 2020 (NOT OVERALL)

STARTING PITCHERS GAME-BY-GAME

PITCHER	DATE	OPPONENT	DEC.	IP	H	R	ER	BB	SO	NP	SCORE	FINAL
											W/LEFT	SCORE
Zach Maxwell	2/14	St. Peter's	ND	4.0	1	0	0	4	5	73	6-0	6-0
Jonathan Hughes	2/15	Cincinnati	W	5.0	5	1	1	0	2	64	6-1	6-4
Cort Roedig	2/16	St. John's	L	3.2	4	6	4	2	6	75	0-6	1-11

BULLPEN GAME-BY-GAME

OPPONENT	DATE	W-L-S	PITCHERS	INN.	IP	H	R-ER	BB-SO
St. Peter's	2/14	W	Smith (W), Westbrooks, King	5th	5.0	2	0-0	1-7
Cincinnati	2/15	S	Archer (S)	6th	4.0	2	3-1	2-7
St. John's	2/16		Arnold, Crawford, Finley, Siegel, Chapman, Coquillard	4th	5.2	9	5-5	3-6

OUT OF THE BULLPEN *

PITCHER	W-L-S	APP	ERA	IP	H	R	ER	BB	K	B/AVG.
Dalton Smith	1-0-0	1	0.00	2.0	1	0	0	0	3	.167
Brody Westbrook	0-0-0	1	0.00	2.0	0	0	0	0	4	.000
Jackson Arnold	0-0-0	1	0.00	1.2	1	0	0	1	2	.167
Ben King	0-0-0	1	0.00	1.0	1	0	0	1	0	.333
Hugh Chapman	0-0-0	1	0.00	1.0	1	0	0	0	0	.250
Josiah Siegel	0-0-0	1	0.00	0.2	1	0	0	1	2	.250
Sam Crawford	0-0-0	1	0.00	0.2	1	0	0	1	1	.333
Andy Archer	0-0-1	1	2.25	4.0	2	3	1	2	7	.154
Will Coquillard	0-0-0	1	9.00	1.0	2	1	1	0	0	.400
Jackson Finley	0-0-0	1	99.00	0.1	3	4	4	0	1	.750

* DOES NOT INCLUDE STARTS

BULLPEN**SAVE OPPORTUNITIES**

PITCHER	2020	CAREER
Andy Archer	1/1	2/2
Luke Bartnicki	-	1/1
Jonathan Hughes	-	1/6

INHERITED RUNNERS

PITCHER	2020	CAREER
Andy Archer	-	10/5
Jackson Arnold	1/1	1/1
Luke Bartnicki	-	27/8
Jake Brace	-	3/1
Hugh Chapman	-	12/2
Jonathan Hughes	-	18/5
Brant Hurter	-	3/0
Joseph Mannelly	-	8/1
Josiah Siegel	2/2	2/2
Cameron Turley	-	0/0

GAME-BY-GAME RESULTS

PITCHER OF RECORD								
DATE	OPPONENT	W-L	SCORE	ATT.	GT PITCHER	OPP. PITCHER	RECORD	NOTES
2/14	St. Peter's	W	6-0	1,039	Dalton Smith	Ian Concevitch	1-0	All-freshman battery (four arms) pitch shutout, Maxwell throws 4.0 IP; Compton homers
2/15	Cincinnati	W	6-4	1,366	Jonathan Hughes	Nathan Kroger	2-0	Hughes and Archer punch out 9; Archer save; Guldberg 3 H, Webb 2 H
2/16	St. John's	L	1-11	880	Cort Roedig	Ian Murphy	2-1	Three errors leads to two three-run innings; held to 5 hits, Colin Hall RBI sac fly

[] game in doubleheader

() extra inning game

* ACC games

Children's Healthcare of Atlanta Spring Classic (Coolray Field)

@ ACC Tournament

^ NCAA Tournament

2020 OVERALL SEASON STATISTICS

RECORD: 2-1 HOME: 2-1 AWAY: 0-0 NEUTRAL: 0-0 ACC: 0-0

Player	avg	gp-gs	ab	r	h	2b	3b	hr	rbi	tb	slg%	bb	hp	so	gdp	ob%	sf	sh	sb-att	po	a	e	fld%
Michael Guldberg	.600	3-3	10	2	6	3	0	0	1	9	.900	1	1	0	0	.667	0	1	1-1	5	0	0	1.000
Andrew Jenkins	.400	3-3	10	1	4	1	0	0	1	5	.500	0	1	3	0	.417	1	0	0-0	0	0	0	.000
Luke Waddell	.364	3-3	11	3	4	1	1	0	1	7	.636	2	0	1	0	.462	0	0	0-0	3	10	0	1.000
Drew Compton	.333	3-3	6	3	2	0	0	1	1	5	.833	6	0	0	0	.667	0	0	0-0	17	1	0	1.000
Jackson Webb	.286	3-3	7	0	2	0	0	0	3	2	.286	2	0	0	0	.364	2	0	1-2	3	3	2	.750
Austin Wilhite	.200	3-3	10	1	2	0	0	0	1	2	.200	0	0	4	0	.200	0	0	0-0	7	6	0	1.000
Jake Holland	.143	3-3	7	1	1	1	0	0	0	2	.286	1	0	1	0	.250	0	0	0-0	30	3	1	.971
Baron Radcliff	.091	3-3	11	2	1	0	1	0	1	3	.273	2	0	5	0	.231	0	0	0-0	3	0	1	.750
Colin Hall	.000	3-3	9	0	0	0	0	0	2	0	.000	1	0	3	0	.083	2	0	0-0	5	1	0	1.000

Stephen Reid	.000	2-0	2	0	0	0	0	0	0	0	.000	0	0	0	0	.000	0	0	0-0	0	0	0	.000
Charlie Benson	.000	2-0	2	0	0	0	0	0	0	0	.000	0	0	1	0	.000	0	0	0-0	1	1	0	1.000
Tres Gonzalez	.000	2-0	2	0	0	0	0	0	0	0	.000	0	0	1	0	.000	0	0	0-0	0	0	0	.000
Paxton Rigby	.000	1-0	1	0	0	0	0	0	0	0	.000	0	0	0	0	.000	0	0	0-0	0	0	0	.000
Jamie Taylor	.000	1-0	0	0	0	0	0	0	0	0	.000	0	0	0	0	.000	0	0	0-0	0	0	0	.000
Jadyn Jackson	.000	2-0	0	0	0	0	0	0	0	0	.000	1	0	0	0	1.000	0	0	0-0	0	2	0	1.000
Cameron Turley	.000	2-0	0	0	0	0	0	0	0	0	.000	0	0	0	0	.000	0	0	0-0	5	0	0	1.000
Totals	.250	3	88	13	22	6	2	1	11	35	.398	16	2	19	0	.360	5	1	2-3	81	30	5	.957
Opponents	.232	3	99	15	23	3	2	1	11	33	.333	12	6	33	2	.347	1	0	1-5	75	26	1	.990

LOB - Team (24), Opp (22). DPs turned - Team (2). Picked off - Jenkins, A 1.

(All games Sorted by Earned run avg)

Player	era	w-l	app	gs	cg	sho	sv	ip	h	r	er	bb	so	2b	3b	hr	b/avg	wp	hp	bk	sfa	sha
Zach Maxwell	0.00	0-0	1	1	0	0/1	0	4.0	1	0	0	4	5	0	0	0	.077	0	1	0	0	0
Jonathan Hughes	1.80	1-0	1	1	0	0/0	0	5.0	5	1	1	0	2	0	2	0	.278	1	1	0	0	0
Andy Archer	2.25	0-0	1	0	0	0/0	1	4.0	2	3	1	2	7	1	0	0	.154	0	1	0	1	0
Cort Roedig	9.82	0-1	1	1	0	0/0	0	3.2	4	6	4	2	6	1	0	0	.286	2	2	0	0	0

Brody Westbrooks	0.00	0-0	1	0	0	0/1	0	2.0	0	0	0	0	4	0	0	0	.000	0	0	0	0	0
Dalton Smith	0.00	1-0	1	0	0	0/1	0	2.0	1	0	0	0	3	0	0	0	.167	0	0	0	0	0
Jackson Arnold	0.00	0-0	1	0	0	0/0	0	1.2	1	0	0	1	2	0	0	0	.167	0	0	0	0	0
Ben King	0.00	0-0	1	0	0	0/1	0	1.0	1	0	0	1	0	0	0	0	.333	0	0	0	0	0
Hugh Chapman	0.00	0-0	1	0	0	0/0	0	1.0	1	0	0	0	0	0	0	0	.250	0	0	0	0	0
Josiah Siegel	0.00	0-0	1	0	0	0/0	0	0.2	1	0	0	1	2	0	0	0	.250	0	0	0	0	0
Sam Crawford	0.00	0-0	1	0	0	0/0	0	0.2	1	0	0	1	1	0	0	0	.333	0	0	0	0	0
Will Coquillard	9.00	0-0	1	0	0	0/0	0	1.0	2	1	1	0	0	1	0	0	.400	0	0	0	0	0
Jackson Finley	99.00	0-0	1	0	0	0/0	0	0.1	3	4	4	0	1	0	0	1	.750	0	1	0	0	0
Totals	3.67	2-1	3	3	0	1/1	1	27.0	23	15	11	12	33	3	2	1	.232	3	6	0	1	0
Opponents	3.96	1-2	3	3	0	0/0	0	25.0	22	13	11	16	19	6	2	1	.250	3	2	1	5	1

PB - Team (3), Holland, J 3, Opp (1). Pickoffs - Team (0), Opp (1). SBA/ATT - Holland, J (1-4), Hughes, J (1-2), Roedig, C (0-2), Archer, A (0-1).

STARTING LINEUPS BY BATTING ORDER

Date	Opponent	No. (Time)	Record	1	2	3	4	5	6	7	8	9
2/14	St. Peter's	1 (1)	1-0	Waddell	Guldborg	Radcliff	Hall	Compton	Jenkins	Webb	Holland	Wilhite
2/15	Cincinnati	2 (2)	2-0	Waddell	Guldborg	Radcliff	Hall	Compton	Jenkins	Webb	Holland	Wilhite
2/16	St. John's	3 (3)	2-1	Waddell	Guldborg	Radcliff	Hall	Compton	Jenkins	Webb	Holland	Wilhite

[] game in doubleheader

* ACC games

Children's Healthcare of Atlanta Spring Classic (Coolray Field)

@ ACC Tournament

^ NCAA Tournament



STARTING LINEUPS BY POSITION

Date	Opponent	No. (Time)	Record	C	1B	2B	3B	SS	LF	CF	RF	DH
2/14	St. Peter's	1 (1)	1-0	Holland	Compton	Wilhite	Webb	Waddell	Guldborg	Hall	Radcliff	Jenkins
2/15	Cincinnati	2 (2)	2-0	Holland	Compton	Wilhite	Webb	Waddell	Guldborg	Hall	Radcliff	Jenkins
2/16	St. John's	3 (3)	2-1	Holland	Compton	Wilhite	Webb	Waddell	Guldborg	Hall	Radcliff	Jenkins

[] game in doubleheader

* ACC games

Children's Healthcare of Atlanta Spring Classic (Coolray Field)

@ ACC Tournament

^ NCAA Tournament

2020 GEORGIA TECH BASEBALL ROSTERS

No.	Name	Position	B/T	Height	Weight	Year	Hometown/High School
1	Tres Gonzalez	OF	L/L	6-0	165	Fr.	Sandy Springs, Ga./Mount Vernon Presbyterian
2	Dalton Smith	LHP	R/L	6-1	190	Fr.	Valdosta, Ga./Lowndes HS
4	Harrison Thiel	"teal" SS/2B	R/R	6-0	170	Fr.	Parrish, Fla./Palmetto HS
5	Colin Hall	OF	L/R	5-11	181	Jr.	Alpharetta, Ga./Wesleyan School
6	Michael Guldberg	"goold-berg" INF/OF	R/R	6-0	172	Jr.	Marietta, Ga./Walton
7	Luke Waddell	"wah-dell" INF	L/R	5-9	176	Jr.	Loveland, Ohio/Loveland
8	Jonathan Hughes	RHP	R/R	6-2	198	R-Sr.	Flowery Branch, Ga./Flowery Branch
9	Charlie Benson	INF	S/R	5-11	172	So.	Alpharetta, Ga./Marist
10	Andrew Jenkins	3B	R/R	6-0	205	Fr.	Atlanta, Ga./Pace Academy
11	Jake Holland	C	R/R	6-3	210	Fr.	Clermont, Fla./Montverde Academy
12	Jackson Finley	RHP	R/R	6-3	206	Fr.	Richmond Hill, Ga./Richmond Hill HS
14	Austin Wilhite	"will-height" INF	R/R	5-9	168	Sr.	Buford, Ga./Buford
15	Hugh Chapman	RHP	R/R	6-3	223	Jr.	Smyrna, Ga./Holy Innocents' Episcopal
16	Will Coquillard	"coke-lee-ard" RHP	L/R	6-8	225	Fr.	Pacific Palisades, Calif./Palisades Charter
18	Cameron Turley	C/RHP	R/R	6-4	208	Jr.	Dacula, Ga./Mill Creek
19	Cort Roedig	"row-dig" RHP	R/R	6-2	192	So.	Orlando, Fla./Dr. Phillips
20	Jamie Taylor	C/RHP	R/R	6-1	207	Jr.	Johns Creek, Ga./Marist School
21	Brant Hurter	LHP	L/L	6-6	240	Jr.	Canton, Ga./Woodstock
22	Baron Radcliff	"bare-n" OF	L/R	6-4	228	Jr.	Norcross, Ga./Norcross
23	Stephen Reid	OF	R/R	6-1	210	Fr.	Berkeley Heights, N.J./Governor Livingston
24	Brody Westbrook	RHP	R/R	6-3	200	Fr.	Cumming, Ga./North Forsyth HS
25	Drew Compton	3B	S/R	6-2	195	Fr.	Berkeley Heights, N.J./Governor Livingston
26	Paxton Rigby	OF/1B	L/R	6-3	204	Sr.	Altamonte Springs, Fla./Lake Brantley
27	Luke Bartnicki	LHP	L/L	6-3	210	So.	Marietta, Ga./Walton
29	Jackson Arnold	RHP	R/R	6-0	175	Fr.	Auburn, Ala./Auburn HS
32	Joseph Mannelly	"man-e-lee" LHP	L/L	6-3	212	R-So.	Atlanta, Ga./Marist School
35	Jackson Webb	INF	S/R	6-0	165	R-Sr.	Roswell, Ga./Johnson Ferry Christian (UCF)
36	Sam Crawford	LHP	L/L	6-2	219	Jr.	Raleigh, N.C./St. David's
39	Jake Brace	RHP	R/R	5-11	192	Jr.	Suwanee, Ga./North Gwinnett
40	John Giesler	"geese-ler" SS/UT	R/R	6-3	195	Fr.	Marietta, Ga./Walton HS
41	Zach Maxwell	RHP	R/R	6-6	245	Fr.	Acworth, Ga./North Paulding HS
42	Jadyn Jackson	"jay-den" INF/SS	R/R	6-0	180	Fr.	Sugar Hill, Ga./Lanier HS
45	Andy Archer	RHP	R/R	6-4	216	R-Jr.	Duluth, Ga./Wesleyan School
46	Ben King	RHP	R/R	6-3	215	Fr.	Calhoun, Ga./Calhoun
48	Josiah Siegel	"sea-gul" LHP	L/L	6-1	195	Fr.	Woodstock, Ga./Woodstock HS

COACHES & STAFF

Head Coach:	17 Danny Hall (Miami, Ohio '77), 27th year at Tech
Assistant Coach/Pitching:	30 Danny Borrell (Wake Forest '09), 1st year
Assistant Coach/Hitting:	13 James Ramsey (Florida State '12), 2nd year
Volunteer Assistant Coach:	31 Dan Jaffe (Pacific '14), 2nd year
Director of Baseball Operations:	Nick Scherer (Georgia Tech, '07), 13th year
Athletic Trainer:	Paul Wolkoff (Georgia Tech, '93), 12th year
Strength & Conditioning:	Steve Tamborra (Florida State '94), 21st year
Equipment Manager:	David McDaniel (Liberty, '09), 5th year

ALPHABETICAL

No.	Name
45	Andy Archer
29	Jackson Arnold
27	Luke Bartnicki
9	Charlie Benson
39	Jake Brace
15	Hugh Chapman
25	Drew Compton
16	Will Coquillard
36	Sam Crawford
12	Jackson Finley
40	John Giesler
1	Tres Gonzalez
6	Michael Guldberg
5	Colin Hall
8	Jonathan Hughes
21	Brant Hurter
42	Jadyn Jackson
10	Andrew Jenkins
46	Ben King
32	Joseph Mannelly
41	Zach Maxwell
22	Baron Radcliff
23	Stephen Reid
26	Paxton Rigby
19	Cort Roedig
48	Josiah Siegel
2	Dalton Smith
20	Jamie Taylor
4	Harrison Thiel
18	Cameron Turley
7	Luke Waddell
35	Jackson Webb
24	Brody Westbrook
14	Austin Wilhite

BY STATE

Georgia (25)	
Andy Archer	Duluth
Luke Bartnicki	Marietta
Charlie Benson	Alpharetta
Jake Brace	Suwanee
Hugh Chapman	Smyrna
Jackson Finley	Richmond Hill
John Giesler	Marietta
Tres Gonzalez	Sandy Springs
Michael Guldberg	Marietta
Colin Hall	Alpharetta
Jonathan Hughes	Flowery Branch
Brant Hurter	Canton
Jadyn Jackson	Sugar Hill
Andrew Jenkins	Atlanta
Ben King	Calhoun

Joseph Mannelly	Atlanta
Zach Maxwell	Acworth
Baron Radcliff	Norcross
Josiah Siegel	Woodstock
Dalton Smith	Valdosta
Jamie Taylor	Johns Creek
Cameron Turley	Dacula
Jackson Webb	Roswell
Brody Westbrook	Cumming
Austin Wilhite	Buford

Alabama (1)	
Jackson Arnold	Auburn

Florida (4)	
Jake Holland	Clermont
Paxton Rigby	Altamonte Springs
Cort Roedig	Orlando
Harrison Thiel	Parrish

New Jersey (2)	
Drew Compton	Berkeley Heights
Stephen Reid	Berkeley Heights

California (1)	
Will Coquillard	Pacific Palisades

North Carolina (1)	
Sam Crawford	Raleigh

Ohio (1)	
Luke Waddell	Loveland

BY CLASS

Seniors (4): Hughes*, Rigby, Webb*, A. Wilhite

Juniors (11): Archer*, Brace, Chapman, Crawford, Guldberg, Co. Hall, Hurter, Radcliff, Taylor, Turley, Waddell

Sophomores (4): Bartnicki, Benson, Mannelly*, Roedig

Freshman (17): Arnold, Compton, Coquillard, Finley, Giesler, Gonzalez, Holland, Sorrow III, Jackson, Jenkins, King, Maxwell, Reid, Siegel, Smith, Thiel, Westbrook

* redshirt



#1 Tres Gonzalez
OF • L/L • 6-0 • 165
Freshman



#2 Dalton Smith
LHP • R/L • 6-1 • 190
Freshman



#3 Harrison Thiel
INF • R/R • 6-0 • 170
Freshman



#5 Colin Hall
OF • L/R • 5-11 • 178
Junior



#6 Michael Guldborg
INF/OF • R/R • 6-0 • 168
Junior



#7 Luke Waddell
INF • L/R • 5-9 • 176
Junior



#8 Jonathan Hughes
RHP • R/R • 6-2 • 198
Redshirt Senior



#9 Charlie Benson
INF • S/R • 5-11 • 172
Sophomore



#10 Andrew Jenkins
INF • R/R • 6-0 • 205
Freshman



#11 Jake Holland
C • R/R • 6-3 • 210
Freshman



#12 Jackson Finley
RHP • R/R • 6-3 • 206
Freshman



#14 Austin Wilhite
INF • R/R • 5-9 • 168
Senior



#15 Hugh Chapman
RHP • R/R • 6-3 • 223
Junior



#16 Will Coquillard
RHP • L/R • 6-3 • 223
Freshman




#18 Cameron Turley
C/RHP • R/R • 6-4 • 208
Junior



#19 Cort Roedig
RHP • R/R • 6-2 • 217
Sophomore



#20 Jamie Taylor
C/RHP • R/R • 6-1 • 207
Junior



#21 Brant Hurter
LHP • L/L • 6-6 • 240
Junior



#22 Baron Radcliff
OF • L/R • 6-4 • 239
Junior



#23 Stephen Reid
OF • R/R • 6-1 • 210
Freshman



#24 Brody Westbrooks
RHP • R/R • 6-3 • 200
Freshman



#25 Drew Compton
INF • S/R • 6-2 • 195
Freshman



#26 Paxton Rigby
OF/1B • L/R • 6-3 • 204
Senior



#27 Luke Bartnicki
LHP • L/L • 6-3 • 210
Sophomore




#29 Jackson Arnold
RHP • R/R • 6-0 • 175
Freshman



#32 Joseph Mannelly
LHP • L/L • 6-3 • 212
Redshirt Sophomore



#35 Jackson Webb
INF • S/R • 6-0 • 165
Redshirt Senior



#36 Sam Crawford
LHP • L/L • 6-2 • 219
Junior



#39 Jake Brace
RHP • R/R • 5-11 • 192
Junior




#40 John Giesler
SS/UT • S/R • 6-3 • 195
Freshman



#41 Zach Maxwell
RHP • R/R • 6-6 • 245
Freshman



#42 Jady Jackson
INF • R/R • 6-0 • 180
Freshman



#45 Andy Archer
RHP • R/R • 6-4 • 216
Redshirt Junior



#46 Ben King
RHP • R/R • 6-3 • 215
Freshman



#48 Josiah Siegel
LHP • L/L • 6-1 • 195
Freshman



#17 Danny Hall
Head Coach



#30 Danny Borrell
Assistant Coach
Pitching



#13 James Ramsey
Assistant Coach
Hitting



#31 Dan Jaffe
Volunteer Assistant
Coach

2020 Georgia Tech Baseball
Game Results for Georgia Tech (as of Feb 18, 2020)
(All games)

Date	Opponent		Score	Inns	Overall	ACC	Pitcher of record	Attend	Time
Feb 14, 2020	ST. PETER'S	w	6-0	9	1-0-0	0-0-0	Smith, Dal (W 1-0)	1039	2:43
Feb 15, 2020	CINCINNATI	w	6-4	9	2-0-0	0-0-0	Hughes, J (W 1-0)	1366	2:51
Feb 16, 2020	ST. JOHN'S	L	1-11	9	2-1-0	0-0-0	Roedig, C (L 0-1)	880	3:21

() extra inning game

2020 Georgia Tech Baseball
Overall Statistics for Georgia Tech (as of Feb 18, 2020)
(All games Sorted by Batting avg)

Record: 2-1 Home: 2-1 Away: 0-0 ACC: 0-0

Player	avg	gp-gs	ab	r	h	2b	3b	hr	rbi	tb	slg%	bb	hp	so	gdp	ob%	sf	sh	sb-att	po	a	e	fld%
Michael Guldberg	.600	3-3	10	2	6	3	0	0	1	9	.900	1	1	0	0	.667	0	1	1-1	5	0	0	1.000
Andrew Jenkins	.400	3-3	10	1	4	1	0	0	1	5	.500	0	1	3	0	.417	1	0	0-0	0	0	0	.000
Luke Waddell	.364	3-3	11	3	4	1	1	0	1	7	.636	2	0	1	0	.462	0	0	0-0	3	10	0	1.000
Drew Compton	.333	3-3	6	3	2	0	0	1	1	5	.833	6	0	0	0	.667	0	0	0-0	17	1	0	1.000
Jackson Webb	.286	3-3	7	0	2	0	0	0	3	2	.286	2	0	0	0	.364	2	0	1-2	3	3	2	.750
Austin Wilhite	.200	3-3	10	1	2	0	0	0	1	2	.200	0	0	4	0	.200	0	0	0-0	7	6	0	1.000
Jake Holland	.143	3-3	7	1	1	1	0	0	0	2	.286	1	0	1	0	.250	0	0	0-0	30	3	1	.971
Baron Radcliff	.091	3-3	11	2	1	0	1	0	1	3	.273	2	0	5	0	.231	0	0	0-0	3	0	1	.750
Colin Hall	.000	3-3	9	0	0	0	0	0	2	0	.000	1	0	3	0	.083	2	0	0-0	5	1	0	1.000

Stephen Reid	.000	2-0	2	0	0	0	0	0	0	0	.000	0	0	0	0	.000	0	0	0-0	0	0	0	.000
Charlie Benson	.000	2-0	2	0	0	0	0	0	0	0	.000	0	0	1	0	.000	0	0	0-0	1	1	0	1.000
Tres Gonzalez	.000	2-0	2	0	0	0	0	0	0	0	.000	0	0	1	0	.000	0	0	0-0	0	0	0	.000
Paxton Rigby	.000	1-0	1	0	0	0	0	0	0	0	.000	0	0	0	0	.000	0	0	0-0	0	0	0	.000
Jamie Taylor	.000	1-0	0	0	0	0	0	0	0	0	.000	0	0	0	0	.000	0	0	0-0	0	0	0	.000
Jadyn Jackson	.000	2-0	0	0	0	0	0	0	0	0	.000	1	0	0	0	1.000	0	0	0-0	0	2	0	1.000
Cameron Turley	.000	2-0	0	0	0	0	0	0	0	0	.000	0	0	0	0	.000	0	0	0-0	5	0	0	1.000
Totals	.250	3	88	13	22	6	2	1	11	35	.398	16	2	19	0	.360	5	1	2-3	81	30	5	.957
Opponents	.232	3	99	15	23	3	2	1	11	33	.333	12	6	33	2	.347	1	0	1-5	75	26	1	.990

LOB - Team (24), Opp (22). DPs turned - Team (2). Picked off - Jenkins, A 1.

(All games Sorted by Earned run avg)

Player	era	w-l	app	gs	cg	sho	sv	ip	h	r	er	bb	so	2b	3b	hr	b/avg	wp	hp	bk	sfa	sha
Zach Maxwell	0.00	0-0	1	1	0	0/1	0	4.0	1	0	0	4	5	0	0	0	.077	0	1	0	0	0
Jonathan Hughes	1.80	1-0	1	1	0	0/0	0	5.0	5	1	1	0	2	0	2	0	.278	1	1	0	0	0
Andy Archer	2.25	0-0	1	0	0	0/0	1	4.0	2	3	1	2	7	1	0	0	.154	0	1	0	1	0
Cort Roedig	9.82	0-1	1	1	0	0/0	0	3.2	4	6	4	2	6	1	0	0	.286	2	2	0	0	0

Brody Westbrooks	0.00	0-0	1	0	0	0/1	0	2.0	0	0	0	0	4	0	0	0	.000	0	0	0	0	0
Dalton Smith	0.00	1-0	1	0	0	0/1	0	2.0	1	0	0	0	3	0	0	0	.167	0	0	0	0	0
Jackson Arnold	0.00	0-0	1	0	0	0/0	0	1.2	1	0	0	1	2	0	0	0	.167	0	0	0	0	0
Ben King	0.00	0-0	1	0	0	0/1	0	1.0	1	0	0	1	0	0	0	0	.333	0	0	0	0	0
Hugh Chapman	0.00	0-0	1	0	0	0/0	0	1.0	1	0	0	0	0	0	0	0	.250	0	0	0	0	0
Josiah Siegel	0.00	0-0	1	0	0	0/0	0	0.2	1	0	0	1	2	0	0	0	.250	0	0	0	0	0
Sam Crawford	0.00	0-0	1	0	0	0/0	0	0.2	1	0	0	1	1	0	0	0	.333	0	0	0	0	0
Will Coquillard	9.00	0-0	1	0	0	0/0	0	1.0	2	1	1	0	0	1	0	0	.400	0	0	0	0	0
Jackson Finley	99.00	0-0	1	0	0	0/0	0	0.1	3	4	4	0	1	0	0	1	.750	0	1	0	0	0
Totals	3.67	2-1	3	3	0	1/1	1	27.0	23	15	11	12	33	3	2	1	.232	3	6	0	1	0
Opponents	3.96	1-2	3	3	0	0/0	0	25.0	22	13	11	16	19	6	2	1	.250	3	2	1	5	1

PB - Team (3), Holland, J 3, Opp (1). Pickoffs - Team (0), Opp (1). SBA/ATT - Holland, J (1-4), Hughes, J (1-2), Roedig, C (0-2), Archer, A (0-1).

2020 Georgia Tech Baseball
Overall Statistics for Georgia Tech (as of Feb 18, 2020)
(All games Sorted by Fielding pct)

Player	c	po	a	e	fld%	dp	sba	csb	sba%	pb	ci
Drew Compton	18	17	1	0	1.000	2	0	0	.000	0	0
Austin Wilhite	13	7	6	0	1.000	1	0	0	.000	0	0
Luke Waddell	13	3	10	0	1.000	1	0	0	.000	0	0
Colin Hall	6	5	1	0	1.000	0	0	0	.000	0	0
Michael Guldberg	5	5	0	0	1.000	0	0	0	.000	0	0
Cameron Turley	5	5	0	0	1.000	0	0	0	.000	0	0
Jadyn Jackson	2	0	2	0	1.000	0	0	0	.000	0	0
Charlie Benson	2	1	1	0	1.000	1	0	0	.000	0	0
Zach Maxwell	1	0	1	0	1.000	0	0	0	.000	0	0
Dalton Smith	1	0	1	0	1.000	1	0	0	.000	0	0
Jonathan Hughes	1	0	1	0	1.000	0	1	1	.500	0	0
Ben King	1	1	0	0	1.000	1	0	0	.000	0	0
Jake Holland	34	30	3	1	.971	0	1	3	.250	3	0
Jackson Webb	8	3	3	2	.750	0	0	0	.000	0	0
Baron Radcliff	4	3	0	1	.750	0	0	0	.000	0	0
Cort Roedig	2	1	0	1	.500	0	0	2	.000	0	0
Stephen Reid	0	0	0	0	.000	0	0	0	.000	0	0
Paxton Rigby	0	0	0	0	.000	0	0	0	.000	0	0
Jackson Arnold	0	0	0	0	.000	0	0	0	.000	0	0
Sam Crawford	0	0	0	0	.000	0	0	0	.000	0	0
Jamie Taylor	0	0	0	0	.000	0	0	0	.000	0	0
Will Coquillard	0	0	0	0	.000	0	0	0	.000	0	0
Andy Archer	0	0	0	0	.000	0	0	1	.000	0	0
Brody Westbrooks	0	0	0	0	.000	0	0	0	.000	0	0
Josiah Siegel	0	0	0	0	.000	0	0	0	.000	0	0
Jackson Finley	0	0	0	0	.000	0	0	0	.000	0	0
Tres Gonzalez	0	0	0	0	.000	0	0	0	.000	0	0
Andrew Jenkins	0	0	0	0	.000	0	0	0	.000	0	0
Hugh Chapman	0	0	0	0	.000	0	0	0	.000	0	0
Totals	116	81	30	5	.957	2	1	4	.200	3	0
Opponents	102	75	26	1	.990	0	2	1	.667	1	0

Hitting minimums - 1 Games 1.5 AB/Game

Pitching minimums - 1 Games 0.8 IP/Game

2020 Georgia Tech Baseball
Games Summary for Georgia Tech (as of Feb 18, 2020)
(All games)

Score by innings	1	2	3	4	5	6	7	8	9	Total
Georgia Tech	0	2	1	1	4	0	4	1	0	13
Opponents	1	2	3	1	0	0	4	3	1	15

Record when ...

Overall	2-1	After 6 leading	2-0
Conference	0-0 trailing	0-1
Non-Conference	2-1 tied	0-0
Home games	2-1	After 7 leading	2-0
Away games	0-0 trailing	0-1
Neutral site	0-0 tied	0-0
Day games	2-1	After 8 leading	2-0
Night games	0-0 trailing	0-1
vs Left starter	0-0 tied	0-0
vs Right starter	2-1		
1-Run games	0-0	Hit 0 home runs	1-1
2-Run games	1-0	... 1 home run	1-0
5+Run games	1-1	... 2+ home runs	0-0
Extra innings	0-0		
Shutouts	1-0	Opponent 0 home runs	2-0
	 1 home run	0-1
Scoring 0-2 runs	0-1 2+ HRs	0-0
..... 3-5 runs	0-0		
..... 6-9 runs	2-0	Made 0 errors	1-0
..... 10+ runs	0-0 1 error	0-0
	 2+ errors	1-1
Opponent 0-2 runs	1-0		
..... 3-5 runs	1-0	Opp. made 0 errors	1-1
..... 6-9 runs	0-0 1 error	1-0
..... 10+ runs	0-1 2+ errors	0-0
Scored in 1st inning	0-0	Out-hit opponent	2-0
Opp. scored in 1st	1-0	Out-hit by opponent	0-1
Scores first	1-0	Hits are tied	0-0
Opp. scores first	1-1		

Record when team scores:

Runs	0	1	2	3	4	5	6	7	8	9	10+
W-L	0-0	0-1	0-0	0-0	0-0	0-0	2-0	0-0	0-0	0-0	0-0

Record when opponent scores:

Runs	0	1	2	3	4	5	6	7	8	9	10+
W-L	1-0	0-0	0-0	0-0	1-0	0-0	0-0	0-0	0-0	0-0	0-1

Record when leading after:

Inn.	1	2	3	4	5	6	7	8
W-L	0-0	1-0	1-0	1-0	2-0	2-0	2-0	2-0

Record when trailing after:

Inn.	1	2	3	4	5	6	7	8
W-L	1-0	1-1	1-1	1-1	0-1	0-1	0-1	0-1

Record when tied after:

Inn.	1	2	3	4	5	6	7	8
W-L	1-1	0-0	0-0	0-0	0-0	0-0	0-0	0-0

Current losing streak: 1

Longest winning streak: 2

Longest losing streak: 1

Home attendance : 3285 (3 dates avg = 1095)

Away attendance : 0 (0 dates avg = 0)

Total attendance: 3285 (3 dates avg = 1095)

2020 Georgia Tech Baseball
Team Game-by-Game for Georgia Tech (as of Feb 18, 2020)
Batting (All games)

Date	Opponent	ab	r	h	rbi	2b	3b	hr	tb	bb	ibb	sb	cs	hbp	sac	sf	gdp	k	po	a	e	lob	avg
Feb 14	ST. PETER'S	27	6	8	6	1	1	1	14	6	0	0	0	1	1	3	0	0	27	11	0	8	.296
Feb 15	CINCINNATI	31	6	9	4	2	1	0	13	6	0	2	1	1	0	1	0	6	27	9	2	9	.293
Feb 16	ST. JOHN'S	30	1	5	1	3	0	0	8	4	0	0	0	0	0	1	0	13	27	10	3	7	.250
Totals		88	13	22	11	6	2	1	35	16	0	2	1	2	1	5	0	19	81	30	5	24	.250

2020 Georgia Tech Baseball
Team Game-by-Game for Georgia Tech (as of Feb 18, 2020)
Pitching (All games)

Date	Opponent	ip	h	r	er	bb	so	2b	3b	hr	wp	bk	hbp	dp	ibb	score	w-l	sv	era
Feb 14	ST. PETER'S	9.0	3	0	0	5	12	0	0	0	0	0	1	2	0	6-0	1-0	0	0.00
Feb 15	CINCINNATI	9.0	7	4	2	2	9	1	2	0	1	0	2	0	0	6-4	2-0	1	1.00
Feb 16	ST. JOHN'S	9.0	13	11	9	5	12	2	0	1	2	0	3	0	0	1-11	2-1	1	3.67
Totals		27.0	23	15	11	12	33	3	2	1	3	0	6	2	0	13-15	2-1	1	3.67

Record: 2-1 Home: 2-1 Away: 0-0 ACC: 0-0

[illegible]

(All games Sorted by Earned run avg)

[illegible]

2020 Georgia Tech Baseball
Career Summary for Georgia Tech
(All games Sorted by Fielding pct)

Player	SEASON										CAREER									
	CH	PO	A	E	Fld%	SBA	CSB	SBA%	PB	CI	Ch	PO	A	E	Fld%	SBA	CSB	SBA%	PB	CI
Drew Compton	18	17	1	0	1.000	0	0	.000	0	0	18	17	1	0	1.000	0	0	.000	0	0
Luke Waddell	13	3	10	0	1.000	0	0	.000	0	0	356	91	248	17	.952	0	0	.000	0	0
Austin Wilhite	13	7	6	0	1.000	0	0	.000	0	0	799	298	463	38	.952	0	0	.000	0	0
Colin Hall	6	5	1	0	1.000	0	0	.000	0	0	195	178	10	7	.964	0	0	.000	0	0
Michael Guldberg	5	5	0	0	1.000	0	0	.000	0	0	89	83	4	2	.978	0	0	.000	0	0
Cameron Turley	5	5	0	0	1.000	0	0	.000	0	0	46	43	3	0	1.000	3	1	.750	2	0
Jadyn Jackson	2	0	2	0	1.000	0	0	.000	0	0	2	0	2	0	1.000	0	0	.000	0	0
Charlie Benson	2	1	1	0	1.000	0	0	.000	0	0	15	8	6	1	.933	0	0	.000	0	0
Ben King	1	1	0	0	1.000	0	0	.000	0	0	1	1	0	0	1.000	0	0	.000	0	0
Jonathan Hughes	1	0	1	0	1.000	1	1	.500	0	0	27	8	18	1	.963	4	4	.500	0	0
Dalton Smith	1	0	1	0	1.000	0	0	.000	0	0	1	0	1	0	1.000	0	0	.000	0	0
Zach Maxwell	1	0	1	0	1.000	0	0	.000	0	0	1	0	1	0	1.000	0	0	.000	0	0
Jake Holland	34	30	3	1	.971	1	3	.250	3	0	34	30	3	1	.971	1	3	.250	3	0
Jackson Webb	8	3	3	2	.750	0	0	.000	0	0	144	65	70	9	.938	0	0	.000	0	0
Baron Radcliff	4	3	0	1	.750	0	0	.000	0	0	130	122	3	5	.962	0	0	.000	0	0
Cort Roedig	2	1	0	1	.500	0	2	.000	0	0	10	2	5	3	.700	4	4	.500	0	0
Sam Crawford	0	0	0	0	.000	0	0	.000	0	0	0	0	0	0	.000	0	0	.000	0	0
Jamie Taylor	0	0	0	0	.000	0	0	.000	0	0	35	32	3	0	1.000	2	0	1.000	1	0
Andrew Jenkins	0	0	0	0	.000	0	0	.000	0	0	0	0	0	0	.000	0	0	.000	0	0
Hugh Chapman	0	0	0	0	.000	0	0	.000	0	0	5	3	2	0	1.000	0	0	.000	0	0
Jackson Arnold	0	0	0	0	.000	0	0	.000	0	0	0	0	0	0	.000	0	0	.000	0	0
Brody Westbrook	0	0	0	0	.000	0	0	.000	0	0	0	0	0	0	.000	0	0	.000	0	0
Andy Archer	0	0	0	0	.000	0	1	.000	0	0	6	2	4	0	1.000	5	5	.500	0	0
Will Coquillard	0	0	0	0	.000	0	0	.000	0	0	0	0	0	0	.000	0	0	.000	0	0
Jackson Finley	0	0	0	0	.000	0	0	.000	0	0	0	0	0	0	.000	0	0	.000	0	0
Josiah Siegel	0	0	0	0	.000	0	0	.000	0	0	0	0	0	0	.000	0	0	.000	0	0
Stephen Reid	0	0	0	0	.000	0	0	.000	0	0	0	0	0	0	.000	0	0	.000	0	0
Tres Gonzalez	0	0	0	0	.000	0	0	.000	0	0	0	0	0	0	.000	0	0	.000	0	0
Paxton Rigby	0	0	0	0	.000	0	0	.000	0	0	16	14	2	0	1.000	0	0	.000	0	0
Totals	116	81	30	5	.957	1	4	.200	3	0										
Opponents	102	75	26	1	.990	2	1	.667	1	0										

2020 Georgia Tech Baseball
Individual Game-by-Game for Georgia Tech (as of Feb 18, 2020)

#45 Andy Archer - 1 appearance (All games)

Date	Opponent	GS	IP	H	R	ER	BB	SO	2B	3B	HR	WP	BK	HBP	IBB	Score	W-L	Sv	ERA	NP
Feb 15	CINCINNATI		4.0	2	3	1	2	7	1	0	0	0	0	1	0	6-4	0-0	1	2.25	69
Totals		0	4.0	2	3	1	2	7	1	0	0	0	0	1	0	6-4	0-0	1	2.25	-

#29 Jackson Arnold - 1 appearance (All games)

Date	Opponent	GS	IP	H	R	ER	BB	SO	2B	3B	HR	WP	BK	HBP	IBB	Score	W-L	Sv	ERA	NP
Feb 16	ST. JOHN'S		1.2	1	0	0	1	2	0	0	0	0	0	0	0	1-11	0-0	0	0.00	27
Totals		0	1.2	1	0	0	1	2	0	0	0	0	0	0	0	1-11	0-0	0	0.00	-

#9 Charlie Benson - 2 games (All games)

Date	Opponent	Pos	AB	R	H	RBI	2B	3B	HR	BB	SB	CS	HBP	SAC	SF	GDP	K	PO	A	E	Avg
Feb 14	ST. PETER'S	ph/ss	1	0	0	0	0	0	0	0	0	0	0	0	0	0	0	1	1	0	.000
Feb 16	ST. JOHN'S	ph	1	0	0	0	0	0	0	0	0	0	0	0	0	0	1	0	0	0	.000
Totals		ogs	2	0	0	0	0	0	0	0	0	0	0	0	0	0	1	1	1	0	.000

On base pct. .000 • Slugging pct. .000

#15 Hugh Chapman - 1 appearance (All games)

Date	Opponent	GS	IP	H	R	ER	BB	SO	2B	3B	HR	WP	BK	HBP	IBB	Score	W-L	Sv	ERA	NP
Feb 16	ST. JOHN'S		1.0	1	0	0	0	0	0	0	0	0	0	0	0	1-11	0-0	0	0.00	11
Totals		0	1.0	1	0	0	0	0	0	0	0	0	0	0	0	1-11	0-0	0	0.00	-

#25 Drew Compton - 3 games (All games)

Date	Opponent	Pos	AB	R	H	RBI	2B	3B	HR	BB	SB	CS	HBP	SAC	SF	GDP	K	PO	A	E	Avg
Feb 14	ST. PETER'S	*1b	2	2	1	1	0	0	1	2	0	0	0	0	0	0	0	7	1	0	.500
Feb 15	CINCINNATI	*1b	2	1	1	0	0	0	0	2	0	0	0	0	0	0	0	5	0	0	.500
Feb 16	ST. JOHN'S	*1b	2	0	0	0	0	0	0	2	0	0	0	0	0	0	0	5	0	0	.333
Totals		3gs	6	3	2	1	0	0	1	6	0	0	0	0	0	0	0	17	1	0	.333

On base pct. .667 • Slugging pct. .833

#16 Will Coquillard - 1 appearance (All games)

Date	Opponent	GS	IP	H	R	ER	BB	SO	2B	3B	HR	WP	BK	HBP	IBB	Score	W-L	Sv	ERA	NP
Feb 16	ST. JOHN'S		1.0	2	1	1	0	0	1	0	0	0	0	0	0	1-11	0-0	0	9.00	10
Totals		0	1.0	2	1	1	0	0	1	0	0	0	0	0	0	1-11	0-0	0	9.00	-

#36 Sam Crawford - 1 appearance (All games)

Date	Opponent	GS	IP	H	R	ER	BB	SO	2B	3B	HR	WP	BK	HBP	IBB	Score	W-L	Sv	ERA	NP
Feb 16	ST. JOHN'S		0.2	1	0	0	1	1	0	0	0	0	0	0	0	1-11	0-0	0	0.00	18
Totals		0	0.2	1	0	0	1	1	0	0	0	0	0	0	0	1-11	0-0	0	0.00	-

#12 Jackson Finley - 1 appearance (All games)

Date	Opponent	GS	IP	H	R	ER	BB	SO	2B	3B	HR	WP	BK	HBP	IBB	Score	W-L	Sv	ERA	NP
Feb 16	ST. JOHN'S		0.1	3	4	4	0	1	0	0	1	0	0	1	0	1-11	0-0	0	108.0	21
Totals		0	0.1	3	4	4	0	1	0	0	1	0	0	1	0	1-11	0-0	0	108.0	-

2020 Georgia Tech Baseball
Individual Game-by-Game for Georgia Tech (as of Feb 18, 2020)

#1 Tres Gonzalez - 2 games (All games)

Date	Opponent	Pos	AB	R	H	RBI	2B	3B	HR	BB	SB	CS	HBP	SAC	SF	GDP	K	PO	A	E	Avg
Feb 14	ST. PETER'S	ph/of	1	0	0	0	0	0	0	0	0	0	0	0	0	0	0	0	0	0	.000
Feb 16	ST. JOHN'S	ph	1	0	0	0	0	0	0	0	0	0	0	0	0	0	1	0	0	0	.000
Totals			2	0	0	0	0	0	0	0	0	0	0	0	0	0	1	0	0	0	.000

On base pct. .000 • Slugging pct. .000

#6 Michael Guldberg - 3 games (All games)

Date	Opponent	Pos	AB	R	H	RBI	2B	3B	HR	BB	SB	CS	HBP	SAC	SF	GDP	K	PO	A	E	Avg
Feb 14	ST. PETER'S	*of	2	1	1	0	0	0	0	1	0	0	0	1	0	0	0	0	0	0	.500
Feb 15	CINCINNATI	*of	4	1	3	1	1	0	0	0	1	0	1	0	0	0	0	2	0	0	.667
Feb 16	ST. JOHN'S	*of	4	0	2	0	2	0	0	0	0	0	0	0	0	0	0	1	0	0	.600
Totals			10	2	6	1	3	0	0	1	1	0	1	1	0	0	0	5	0	0	.600

On base pct. .667 • Slugging pct. .900

#5 Colin Hall - 3 games (All games)

Date	Opponent	Pos	AB	R	H	RBI	2B	3B	HR	BB	SB	CS	HBP	SAC	SF	GDP	K	PO	A	E	Avg
Feb 14	ST. PETER'S	*of	3	0	0	1	0	0	0	0	0	0	0	0	1	0	0	0	0	0	.000
Feb 15	CINCINNATI	*of	3	0	0	0	0	0	0	1	0	0	0	0	0	0	2	1	1	0	.000
Feb 16	ST. JOHN'S	*of	3	0	0	1	0	0	0	0	0	0	0	0	1	0	1	4	0	0	.000
Totals			9	0	0	2	0	0	0	1	0	0	0	0	2	0	3	5	1	0	.000

On base pct. .083 • Slugging pct. .000

#11 Jake Holland - 3 games (All games)

Date	Opponent	Pos	AB	R	H	RBI	2B	3B	HR	BB	SB	CS	HBP	SAC	SF	GDP	K	PO	A	E	Avg
Feb 14	ST. PETER'S	*c	3	1	1	0	1	0	0	0	0	0	0	0	0	0	0	12	0	0	.333
Feb 15	CINCINNATI	*c	3	0	0	0	0	0	0	1	0	0	0	0	0	0	0	11	1	0	.167
Feb 16	ST. JOHN'S	*c	1	0	0	0	0	0	0	0	0	0	0	0	0	0	1	7	2	1	.143
Totals			7	1	1	0	1	0	0	1	0	0	0	0	0	0	1	30	3	1	.143

On base pct. .250 • Slugging pct. .286

#8 Jonathan Hughes - 1 game (All games)

Date	Opponent	Pos	AB	R	H	RBI	2B	3B	HR	BB	SB	CS	HBP	SAC	SF	GDP	K	PO	A	E	Avg
Feb 15	CINCINNATI	*p	0	0	0	0	0	0	0	0	0	0	0	0	0	0	0	0	1	0	.000
Totals			0	0	0	0	0	0	0	0	0	0	0	0	0	0	0	0	1	0	.000

On base pct. .000 • Slugging pct. .000

#8 Jonathan Hughes - 1 appearance (All games)

Date	Opponent	GS	IP	H	R	ER	BB	SO	2B	3B	HR	WP	BK	HBP	IBB	Score	W-L	Sv	ERA	NP
Feb 15	CINCINNATI	*	5.0	5	1	1	0	2	0	2	0	1	0	1	0	6-4	1-0	0	1.80	64
Totals		1	5.0	5	1	1	0	2	0	2	0	1	0	1	0	6-4	1-0	0	1.80	-

#42 Jadyn Jackson - 2 games (All games)

Date	Opponent	Pos	AB	R	H	RBI	2B	3B	HR	BB	SB	CS	HBP	SAC	SF	GDP	K	PO	A	E	Avg
Feb 14	ST. PETER'S	ph/2	0	0	0	0	0	0	0	1	0	0	0	0	0	0	0	0	1	0	.000
Feb 16	ST. JOHN'S	2b	0	0	0	0	0	0	0	0	0	0	0	0	0	0	0	0	1	0	.000
Totals			0	0	0	0	0	0	0	1	0	0	0	0	0	0	0	0	2	0	.000

On base pct. 1.000 • Slugging pct. .000

2020 Georgia Tech Baseball
Individual Game-by-Game for Georgia Tech (as of Feb 18, 2020)

#10 Andrew Jenkins - 3 games (All games)

Date	Opponent	Pos	AB	R	H	RBI	2B	3B	HR	BB	SB	CS	HBP	SAC	SF	GDP	K	PO	A	E	Avg
Feb 14	ST. PETER'S	*dh	3	0	1	0	0	0	0	0	0	0	1	0	0	0	0	0	0	0	.333
Feb 15	CINCINNATI	*dh	3	1	1	1	1	0	0	0	0	0	0	0	1	0	1	0	0	0	.333
Feb 16	ST. JOHN'S	*dh	4	0	2	0	0	0	0	0	0	0	0	0	0	0	2	0	0	0	.400
Totals		3gs	10	1	4	1	1	0	0	0	0	0	1	0	1	0	3	0	0	0	.400

On base pct. .417 • Slugging pct. .500

#46 Ben King - 1 game (All games)

Date	Opponent	Pos	AB	R	H	RBI	2B	3B	HR	BB	SB	CS	HBP	SAC	SF	GDP	K	PO	A	E	Avg
Feb 14	ST. PETER'S	p	0	0	0	0	0	0	0	0	0	0	0	0	0	0	0	1	0	0	.000
Totals		0gs	0	0	0	0	0	0	0	0	0	0	0	0	0	0	0	1	0	0	.000

On base pct. .000 • Slugging pct. .000

#46 Ben King - 1 appearance (All games)

Date	Opponent	GS	IP	H	R	ER	BB	SO	2B	3B	HR	WP	BK	HBP	IBB	Score	W-L	Sv	ERA	NP
Feb 14	ST. PETER'S		1.0	1	0	0	1	0	0	0	0	0	0	0	0	6-0	0-0	0	0.00	13
Totals		0	1.0	1	0	0	1	0	0	0	0	0	0	0	0	6-0	0-0	0	0.00	-

#41 Zach Maxwell - 1 game (All games)

Date	Opponent	Pos	AB	R	H	RBI	2B	3B	HR	BB	SB	CS	HBP	SAC	SF	GDP	K	PO	A	E	Avg
Feb 14	ST. PETER'S	*p	0	0	0	0	0	0	0	0	0	0	0	0	0	0	0	0	1	0	.000
Totals		1gs	0	0	0	0	0	0	0	0	0	0	0	0	0	0	0	0	1	0	.000

On base pct. .000 • Slugging pct. .000

#41 Zach Maxwell - 1 appearance (All games)

Date	Opponent	GS	IP	H	R	ER	BB	SO	2B	3B	HR	WP	BK	HBP	IBB	Score	W-L	Sv	ERA	NP
Feb 14	ST. PETER'S	*	4.0	1	0	0	4	5	0	0	0	0	0	1	0	6-0	0-0	0	0.00	73
Totals		1	4.0	1	0	0	4	5	0	0	0	0	0	1	0	6-0	0-0	0	0.00	-

#22 Baron Radcliff - 3 games (All games)

Date	Opponent	Pos	AB	R	H	RBI	2B	3B	HR	BB	SB	CS	HBP	SAC	SF	GDP	K	PO	A	E	Avg
Feb 14	ST. PETER'S	*of	3	1	1	1	0	1	0	1	0	0	0	0	0	0	0	0	0	0	.333
Feb 15	CINCINNATI	*of	4	1	0	0	0	0	0	1	0	0	0	0	0	0	2	3	0	1	.143
Feb 16	ST. JOHN'S	*of	4	0	0	0	0	0	0	0	0	0	0	0	0	0	3	0	0	0	.091
Totals		3gs	11	2	1	1	0	1	0	2	0	0	0	0	0	0	5	3	0	1	.091

On base pct. .231 • Slugging pct. .273

#23 Stephen Reid - 2 games (All games)

Date	Opponent	Pos	AB	R	H	RBI	2B	3B	HR	BB	SB	CS	HBP	SAC	SF	GDP	K	PO	A	E	Avg
Feb 14	ST. PETER'S	ph	1	0	0	0	0	0	0	0	0	0	0	0	0	0	0	0	0	0	.000
Feb 16	ST. JOHN'S	ph	1	0	0	0	0	0	0	0	0	0	0	0	0	0	0	0	0	0	.000
Totals		0gs	2	0	0	0	0	0	0	0	0	0	0	0	0	0	0	0	0	0	.000

On base pct. .000 • Slugging pct. .000

#26 Paxton Rigby - 1 game (All games)

Date	Opponent	Pos	AB	R	H	RBI	2B	3B	HR	BB	SB	CS	HBP	SAC	SF	GDP	K	PO	A	E	Avg
Feb 16	ST. JOHN'S	ph	1	0	0	0	0	0	0	0	0	0	0	0	0	0	0	0	0	0	.000
Totals		0gs	1	0	0	0	0	0	0	0	0	0	0	0	0	0	0	0	0	0	.000

On base pct. .000 • Slugging pct. .000

2020 Georgia Tech Baseball
Individual Game-by-Game for Georgia Tech (as of Feb 18, 2020)

#19 Cort Roedig - 1 game (All games)

Date	Opponent	Pos	AB	R	H	RBI	2B	3B	HR	BB	SB	CS	HBP	SAC	SF	GDP	K	PO	A	E	Avg
Feb 16	ST. JOHN'S	*p	0	0	0	0	0	0	0	0	0	0	0	0	0	0	0	1	0	1	.000
Totals		1gs	0	0	0	0	0	0	0	0	0	0	0	0	0	0	0	1	0	1	.000

On base pct. .000 • Slugging pct. .000

#19 Cort Roedig - 1 appearance (All games)

Date	Opponent	GS	IP	H	R	ER	BB	SO	2B	3B	HR	WP	BK	HBP	IBB	Score	W-L	Sv	ERA	NP
Feb 16	ST. JOHN'S	*	3.2	4	6	4	2	6	1	0	0	2	0	2	0	1-11	0-1	0	9.82	75
Totals		1	3.2	4	6	4	2	6	1	0	0	2	0	2	0	1-11	0-1	0	9.82	-

#48 Josiah Siegel - 1 appearance (All games)

Date	Opponent	GS	IP	H	R	ER	BB	SO	2B	3B	HR	WP	BK	HBP	IBB	Score	W-L	Sv	ERA	NP
Feb 16	ST. JOHN'S		0.2	1	0	0	1	2	0	0	0	0	0	0	0	1-11	0-0	0	0.00	25
Totals		0	0.2	1	0	0	1	2	0	0	0	0	0	0	0	1-11	0-0	0	0.00	-

#2 Dalton Smith - 1 game (All games)

Date	Opponent	Pos	AB	R	H	RBI	2B	3B	HR	BB	SB	CS	HBP	SAC	SF	GDP	K	PO	A	E	Avg
Feb 14	ST. PETER'S	p	0	0	0	0	0	0	0	0	0	0	0	0	0	0	0	0	1	0	.000
Totals		0gs	0	0	0	0	0	0	0	0	0	0	0	0	0	0	0	0	1	0	.000

On base pct. .000 • Slugging pct. .000

#2 Dalton Smith - 1 appearance (All games)

Date	Opponent	GS	IP	H	R	ER	BB	SO	2B	3B	HR	WP	BK	HBP	IBB	Score	W-L	Sv	ERA	NP
Feb 14	ST. PETER'S		2.0	1	0	0	0	3	0	0	0	0	0	0	0	6-0	1-0	0	0.00	26
Totals		0	2.0	1	0	0	0	3	0	0	0	0	0	0	0	6-0	1-0	0	0.00	-

#20 Jamie Taylor - 1 game (All games)

Date	Opponent	Pos	AB	R	H	RBI	2B	3B	HR	BB	SB	CS	HBP	SAC	SF	GDP	K	PO	A	E	Avg
Feb 16	ST. JOHN'S	c	0	0	0	0	0	0	0	0	0	0	0	0	0	0	0	0	0	0	.000
Totals		0gs	0	0	0	0	0	0	0	0	0	0	0	0	0	0	0	0	0	0	.000

On base pct. .000 • Slugging pct. .000

#18 Cameron Turley - 2 games (All games)

Date	Opponent	Pos	AB	R	H	RBI	2B	3B	HR	BB	SB	CS	HBP	SAC	SF	GDP	K	PO	A	E	Avg
Feb 14	ST. PETER'S	c	0	0	0	0	0	0	0	0	0	0	0	0	0	0	0	0	0	0	.000
Feb 16	ST. JOHN'S	c	0	0	0	0	0	0	0	0	0	0	0	0	0	0	0	5	0	0	.000
Totals		0gs	0	0	0	0	0	0	0	0	0	0	0	0	0	0	0	5	0	0	.000

On base pct. .000 • Slugging pct. .000

#7 Luke Waddell - 3 games (All games)

Date	Opponent	Pos	AB	R	H	RBI	2B	3B	HR	BB	SB	CS	HBP	SAC	SF	GDP	K	PO	A	E	Avg
Feb 14	ST. PETER'S	*ss	3	1	2	0	0	0	0	1	0	0	0	0	0	0	0	1	3	0	.667
Feb 15	CINCINNATI	*ss	5	1	1	1	0	1	0	0	0	0	0	0	0	0	0	0	3	0	.375
Feb 16	ST. JOHN'S	*ss	3	1	1	0	1	0	0	1	0	0	0	0	0	0	1	2	4	0	.364
Totals		3gs	11	3	4	1	1	1	0	2	0	0	0	0	0	0	1	3	10	0	.364

On base pct. .462 • Slugging pct. .636

2020 Georgia Tech Baseball
Individual Game-by-Game for Georgia Tech (as of Feb 18, 2020)

#35 Jackson Webb - 3 games (All games)

Date	Opponent	Pos	AB	R	H	RBI	2B	3B	HR	BB	SB	CS	HBP	SAC	SF	GDP	K	PO	A	E	Avg
Feb 14	ST. PETER'S	*3b	2	0	0	2	0	0	0	0	0	0	0	0	2	0	0	2	0	0	.000
Feb 15	CINCINNATI	*3b	3	0	2	1	0	0	0	1	1	1	0	0	0	0	0	1	1	1	.400
Feb 16	ST. JOHN'S	*3b	2	0	0	0	0	0	0	1	0	0	0	0	0	0	0	0	2	1	.286
Totals		3gs	7	0	2	3	0	0	0	2	1	1	0	0	2	0	0	3	3	2	.286

On base pct. .364 • Slugging pct. .286

#24 Brody Westbrooks - 1 appearance (All games)

Date	Opponent	GS	IP	H	R	ER	BB	SO	2B	3B	HR	WP	BK	HBP	IBB	Score	W-L	Sv	ERA	NP
Feb 14	ST. PETER'S		2.0	0	0	0	0	4	0	0	0	0	0	0	0	6-0	0-0	0	0.00	29
Totals		0	2.0	0	0	0	0	4	0	0	0	0	0	0	0	6-0	0-0	0	0.00	-

#14 Austin Wilhite - 3 games (All games)

Date	Opponent	Pos	AB	R	H	RBI	2B	3B	HR	BB	SB	CS	HBP	SAC	SF	GDP	K	PO	A	E	Avg
Feb 14	ST. PETER'S	*2b	3	0	1	1	0	0	0	0	0	0	0	0	0	0	0	1	3	0	.333
Feb 15	CINCINNATI	*2b	4	1	1	0	0	0	0	0	0	0	0	0	0	0	1	4	2	0	.286
Feb 16	ST. JOHN'S	*2b	3	0	0	0	0	0	0	0	0	0	0	0	0	0	3	2	1	0	.200
Totals		3gs	10	1	2	1	0	0	0	0	0	0	0	0	0	0	4	7	6	0	.200

On base pct. .200 • Slugging pct. .200