

GEORGIA TECH®

125TH SEASON • 32 NCAA REGIONAL APPEARANCES • 3 COLLEGE WORLD SERIES APPEARANCES • 9 ACC CHAMPIONSHIPS

2020 Official Game Notes | RamblinWreck.com | Contact: Andrew Clausen • aclausen@athletics.gatech.edu • (678) 764-0867

GEORGIA TECH BY THE NUMBERS

Overall Record	6-1
ACC Record	-
at Russ Chandler Stadium	5-1
Road Games	1-0
Neutral Site Games	-
Streak	W4
Last 10 Games (incl. '19)	7-3

2020 SCHEDULE / RESULTS

DATE	OPPONENT	TV	TIME/RESULT
Feb. 14	SAINT PETER'S	ACCNX	W, 6-0
Feb. 15	CINCINNATI	ACCNX	W, 6-4
Feb. 16	ST. JOHN'S	ACCNX	L, 1-11
Feb. 18	at Georgia Southern	ESPN+	W, 4-3
Feb. 21	OHIO STATE	ACCNX	W, 12-6
Feb. 22	OHIO STATE	ACCNX	W, 5-2
Feb. 23	OHIO STATE	ACCNX	W, 12-2
Feb. 25	GARDNER WEBB	ACCNX	4 PM
Feb. 28	at #4 Georgia	TBA	5 PM
Feb. 29	#4 GEORGIA	ACCNX	2 PM
Mar. 1	vs. #4 Georgia	TBA	
	Coolray Field (Lawrenceville, Ga.)		2 PM
Mar. 3	TENNESSEE TECH	ACCNX	6 PM
Mar. 4	at Georgia State	TBA	6 PM
Mar. 6	VIRGINIA TECH*	ACCNX	7 PM
Mar. 7	VIRGINIA TECH*	ACCNX	2 PM
Mar. 8	VIRGINIA TECH*	ACCNX	1 PM
Mar. 10	at #20 Auburn	SEC+	7 PM
Mar. 13	at #9 Florida State	ACCNX	6 PM
Mar. 14	at #9 Florida State	ACCNX	6 PM
Mar. 15	at #9 Florida State	ACCNX	1 PM
Mar. 17	KENNESAW STATE	ACCNX	6 PM
Mar. 18	GEORGIA SOUTHERN	ACCN	7 PM
Mar. 20	#14 DUKE*	ACCNX	7 PM
Mar. 21	#14 DUKE*	RSN	2 PM
Mar. 22	#14 DUKE*	RSN	12 PM
Mar. 25	MERCER	ACCN	7 PM
Mar. 27	at Clemson	ACCNX	7 PM
Mar. 28	at Clemson	ACCNX	3 PM
Mar. 29	at Clemson	ACCNX	1 PM
Mar. 31	CHARLESTON SOUTH.	ACCNX	6 PM
Apr. 3	at North Carolina	ACCNX	6 PM
Apr. 4	at North Carolina	ACCNX	3 PM
Apr. 5	at North Carolina	ACCNX	1 PM
Apr. 7	#20 AUBURN	ACCN	4 PM
Apr. 10	#13 NC STATE*	ACCNX	7 PM
Apr. 11	#13 NC STATE*	ACCNX	4 PM
Apr. 12	#13 NC STATE*	ACCN	12 PM
Apr. 14	at Kennesaw State	TBA	6:30 PM
Apr. 17	at Pittsburgh	ACCNX	6 PM
Apr. 18	at Pittsburgh	ACCNX	3 PM
Apr. 19	at Pittsburgh	ACCNX	1 PM
Apr. 21	at Mercer	ACCNX	6 PM
Apr. 24	BOSTON COLLEGE*	ACCNX	7 PM
Apr. 25	BOSTON COLLEGE*	ACCNX	4 PM
Apr. 26	BOSTON COLLEGE*	ACCNX	1 PM
May 1	BOWLING GREEN	ACCNX	7 PM
May 2	BOWLING GREEN	ACCNX	4 PM
May 3	BOWLING GREEN	ACCNX	1 PM
May 5	GEORGIA STATE	ACCNX	6 PM
May 8	at #25 Virginia	ACCNX	6 PM
May 9	at #25 Virginia	ACCN	4 PM
May 10	at #25 Virginia	ACCNX	1 PM
May 14	#7 MIAMI*	ACCN	4 PM
May 15	#7 MIAMI*	ACCNX	7 PM
May 16	#7 MIAMI*	ACCN	12 PM
May 19-24	ACC Championship (Charlotte, N.C.)		TBA

All times Eastern Home Games = Gold all caps * ACC games

Ranks for past/current games = highest ranking at time of game
Ranks for future games = highest ranking currently

GAME 8: FEB. 25 VS. GARDNER-WEBB | ATLANTA, GA.



GEORGIA TECH YELLOW JACKETS

Record	6-1
Ranking	17 (D1) / 19 (BA)
Last Season	43-19 (19-11 ACC)
Head Coach	Danny Hall
Career Record	1,276-669-1 (33rd season)
Record at GT	1,068-552-1 (27th season)



GARDNER-WEBB RUNNIN' BULLDOGS

Record	5-2
Ranking	None
Last Season	25-26 (14-13 Big South)
Head Coach	Jim Chester
Career Record	353-258-2 (14th season)
Record at GWU	5-2 (1st season)

MATCHUPS AT A GLANCE

GWU	OFFENSE	GT	GWU	PITCHING/DEF.	GT
.255	Batting	.299	4.14	ERA	2.57
.364	Slugging	.476	63.0	IP	.63.0
.401	On-Base Pct.	.388	0	Complete Games	0
10	Doubles	16	3	Saves	2
1	Triples	2	1.76	K/BB	2.55
4	Home Runs	7	.233	OBA	.176
45	Walks	31	14	Errors	10
9-11	SB-SBA	2-3	5	Double Plays	6

PROBABLE PITCHERS

TUE: GT LHP Luke Bartnicki (So., 0-0, 2.25 ERA) vs. GWU LHP Luke Williamson (Jr., 0-0, 0.00 ERA)

GAME COVERAGE

Date	TV/Stream	Play-by-Play Analyst	Radio	PxP/Analyst	
Feb. 25	ACC Network Extra	Wiley Ballard	Roddy Jones	WREK 91.1 FM	Brandt Plomaritis

Live Stats - buzz.gt/BSB-Stats20 **Twitter** - @GTBaseball | #TogetherWeSwarm

TOP STORYLINES

- No. 17 Georgia Tech will try to keep rolling when it hosts Gardner-Webb on Tuesday, Feb. 25 at Russ Chandler Stadium.
- The 17th-ranked Yellow Jackets uncorked the bats this weekend and routed Big Ten defending champ Ohio State 29-8 over the three games.
- Junior **Baron Radcliff** earned ACC Co-Player of the Week honors for hitting .400 for the weekend with two home runs and seven RBI, reaching base .500 and slugging 1.000.
- At the plate, **Michael Guldberg** continued his assault offensively from a year ago, leading the ACC with a .565 average off 13 hits, three doubles and five RBI. He also one of just 17 D1 players to not strike out yet.
- Also hitting .300 early on is freshmen Drew Compton (.364), Tres Gonzalez (.364), Andrew Jenkins (.364) and Stephen Reid (.333), as well as junior leadoff hitter Luke Waddell (.320).
- For the second week, pitching has been deliberating to opponents offenses.
- RHP **Jonathan Hughes** took over for Friday's and worked to his second start, allowing just three earned runs over 5.2 IP, while striking out five.
- RHP **Cort Roedig** followed up with an electric performance, allowing just a hit and a run over 5.0 IP, while striking out six for the second-straight start.
- Freshman RHP **Zach Maxwell** also shined, allowing just a hit and his first run of the season, while punching out eight over 5.0 IP for his first decision win.
- Making his second-career start will be LHP **Luke Bartnicki**, who worked to a fine start vs. Ga. Southern, allowing just one earned run over 4.0 innings last week.
- This will be just the third meeting all-time between Georgia Tech and Gardner-Webb and the first since a two-game series in 2002. Tech is 2-0 all-time.

2020 QUICK FACTS

GENERAL INFORMATION

School	Georgia Institute of Technology (Georgia Tech)
Location	Atlanta, Ga. 30332
Enrollment	32,700
Founded	1885
Nickname	Yellow Jackets, Ramblin' Wreck
Mascot	"Buzz" the Yellow Jacket
Official Colors	Tech Gold and White
Conference	Atlantic Coast Conference (ACC)
President	Dr. Angel Cabrera
Faculty Athletic Representative	Dr. Charles L. Isbell, Jr.
Director of Athletics	Todd Stansbury
Website	www.RamblinWreck.com

BASEBALL STAFF (up to date records)

Head Coach	Danny Hall
Alma Mater, Year	Miami-Ohio, 1977
Office Phone	(404) 894-5471
Assistant Coach	Danny Borrell (1st year)
Alma Mater, Year	Wake Forest, 2009
Assistant Coach / Recruiting	James Ramsey (2nd year)
Alma Mater, Year	Florida State, 2012
Volunteer Coach	Dan Jaffe (2nd year)
Alma Mater, Year	Pacific, 2014
Director of Baseball Operations	Nick Scherer
Director of Player Personnel	Rick Hubbard
Strength and Conditioning	Steve Tamborra
Athletic Trainer	Paul Wolkoff
Equipment Manager	David McDaniel

HISTORICAL INFORMATION (up to date records)

Record Since 1895	2,505-1,598-27 (.606)
Record at Russ Chandler Stadium (1985-present) ...	947-297-1 (.761)
ACC Regular Season Record (1980-present) ...	536-393-2 (.577)
ACC Regular Season Championships (Divisional)	8
	1987, 1993, 1997, 2000, 2004, 2005, (2011, 2019)
ACC Tournament Appearances	39
ACC Tournament Record	81-64 (.559)
ACC Tournament Championships	9
	1985, 1986, 1987, 1988, 2000, 2003, 2005, 2012, 2014
NCAA Tournament Appearances	32
	1959, 1971, 1985, 1986, 1987, 1988, 1989, 1990, 1991, 1992, 1993, 1994, 1995, 1996, 1997, 1998, 2000, 2001, 2002, 2003, 2004, 2005, 2006, 2008, 2009, 2010, 2011, 2012, 2013, 2014, 2016, 2019
NCAA Tournament Record	71-63 (.530)
NCAA Super Regional Appearances	5
	2000, 2002, 2004, 2005, 2006
College World Series Appearances	3
	1994 (2nd), 2002 (T-5th), 2006 (T-7th)
College World Series Record	4-5 (.444)

STADIUM INFORMATION

Name	Russ Chandler Stadium
Year Opened	1985
Year Renovated	2001
Capacity	3,718
Dimensions	329-382-390-350-334
Fence Height	10 feet
Press Box Number	(404) 894-3167
Address	Fowler Street & Fifth Street, Atlanta, Ga. 30332

2020 TEAM INFORMATION

Lettermen (R/L)	18/12
Starting Position Players (R/L)	6/3
Starting Pitchers (R/L)	1/3
Newcomers	17

2019 YEAR IN REVIEW

Overall Record	43-19
ACC Record	19-11
ACC Finish	1st, Coastal
ACC Tournament	3-1
Final Ranking	17

• Also pitching well out of the bullpen for Tech this weekend was freshmen RHP **Brody Westbrooks**, LHP **Dalton Smith**, RHP **Jackson Arnold** and redshirt junior RHP **Andy Archer**.

• Smith has worked 6.1 innings of scoreless baseball to start his collegiate career, proving himself one of the best middle-inning relievers in the ACC.

• Archer has gone 2-for-2 on saves and appearances. After a career-long four-inning save, punching out a career-high seven batters, he went on to earn a six-out save against Ohio State.

• In addition to the surplus of seasoned veterans, Georgia Tech also brings in a host of talent from the No. 4 recruiting class in the country, according to *Perfect Game*.

2020 FRESHMEN FROM NO. 4 RECRUITING CLASS

Name	Hometown	Position
Jackson Arnold	Auburn, Ala.	RHP
Drew Compton	Berkeley Heights, N.J.	INF
Will Coquillard	Pacific Palisades, Calif.	RHP
Jackson Finley	Richmond Hill, Ga.	RHP
John Giesler	Marietta, Ga.	INF
Tres Gonzalez	Sandy Springs, Ga.	OF
Jake Holland	Clermont, Fla.	C
Jadyn Jackson	Sugar Hill, Ga.	INF
Andrew Jenkins	Atlanta, Ga.	INF
Ben King	Calhoun, Ga.	LHP
Zach Maxwell	Acworth, Ga.	RHP
Stephen Reid	Berkeley Heights, N.J.	OF
Josiah Siegel	Woodstock, Ga.	LHP
Dalton Smith	Valdosta, Ga.	LHP
Harrison Thiel	Parrish, Fla.	INF
Brody Westbrooks	Cumming, Ga.	RHP

• **Tres Gonzalez** and Maxwell were both selected in the 2019 MLB Draft but chose to attend Georgia Tech. Maxwell was taken in the 30th round by the New York Yankees and Gonzalez was selected in the 37th round by the Dodgers.

• **Drew Compton** was named the fifth-best freshman position player by *D1Baseball* and the 12th-best overall, while Maxwell came in as the 60th-best freshman overall.

DANNY BORRELL

• After bringing on new additions **James Ramsey** and **Dan Jaffe** for the 2019 season, Georgia Tech has also brought in highly touted **Danny Borrell** from the New York Yankees organization.

• Borrell spent 18 years in the Yankees organization as both a pitcher and New York's pitching coordinator for its world-renowned farm system.

• Statistically, the Yankees have been the best pitching organization in baseball during the last three seasons.

• Borrell played three seasons in the ACC, winning two ACC Championships at Wake Forest (1998-00).

STRENGTH-OF-SCHEDULE

• Since the beginning of the 2019 year, head coach Danny Hall has talked frequently about how the non-conference schedule needs to be a test and 2020 is no different.

• One year after having the toughest strength-of-schedule in the Atlantic Coast Conference, Tech once again will play many of the top teams in the country.

• In the preseason polls, eight opponents are ranked in the top 25, including No. 5 Georgia and No. 24 Ohio State, who are two of the first three weekends to the season.

• Last season, Tech was one of only five top-15 strength-of-schedule teams to post a 40-win season, getting 12 wins vs. RPI top-25 teams, 19 against top-50 and going 26-13 against ACC and SEC teams combined.

CARDIAC JACKETS

• Georgia Tech baseball has been in for exciting baseball the last two seasons, posting a 10-5 record in one-run games in 2019.

• With a dramatic 4-3 win on Feb. 18 at Georgia Southern, Tech is 1-0 this year.

• Since 2002, Tech has posted a .586 win percentage in one-run games.

GT BASEBALL RECORD IN ONE-RUN GAMES - SINCE 2002

Year	Record	Pct.
2020	1-0	1.000
2019	10-5	.667
2018	4-5	.444
2017	3-9	.250
2016	8-5	.615
2015	9-3	.750
2014	8-10	.444
2013	8-6	.571
2012	9-7	.563
2011	5-5	.500
2010	5-2	.714
2009	7-3	.700
2008	9-4	.692
2007	5-5	.500
2006	9-6	.600
2005	9-9	.500
2004	10-5	.667
2003	7-4	.636
2002	10-3	.769
TOTAL	136-96	.586

IT STARTS AT HOME...

• "It Starts at Home" has been the offseason motto for Georgia Tech, putting an emphasis on getting victories at Russ Chandler Stadium after going 26-11 in 2019. Since 1985, Tech has won a whopping .761 percent of its games at home (947-297-1).

• In 2019, Tech recorded 44 home runs at home outscored its opponents 292-189 overall.

• En route to leading the ACC through the regular season last year in hitting, Tech's offense hit .310 at home last year, their second-straight year hitting .300 at Russ Chandler Stadium.

• Since 2002, Tech has only hit below .300 at home in one season – 2017.

• Meanwhile, the pitching staff held its foes to a .260 average with a 4.33 ERA and struck out 329 batters compared to just 119 walks over 334.2 innings of work at home.

OFFENSE

- Georgia Tech baseball has continued its annual tradition last season of being one of the top offensive ACC teams in the country and it will look to do the same in 2020.
- In the regular season, Tech led the ACC in hitting .297 with an on-base percentage of .406. It was also second in slugging at .449.
- Georgia Tech is currently third in the ACC at .299 BA and second in slugging at .476.
- As a team, Tech is fifth in the country and leading the ACC in sacrifice flies with eight already on the year.
- Leading the way early in 2020 is the leader from 2019 in **Michael Guldberg**. He leads the ACC in hitting entering Week 2 at .565, knocking three doubles and five RBI.
- Through 23 at-bats, Guldberg has yet to strikeout. He's one of just 17 Division I players to not strike out and just one of four Power 5 players.
- Last year, Guldberg was at the top of the six Yellow Jackets to bat .300 with a gaudy .355 average on the year. Guldberg was relegated to designated hitter duties while completing his shoulder rehab but has returned in left field.
- With the exit of Tristin English and Kyle McCann by way of the MLB Draft, Tech's offense may create offense in different ways this season.
- Where there is no lacking in power is junior outfielder **Baron Radcliff**. Radcliff is the leading home run returner as he walloped 12 home runs last season.
- Radcliff was named one of country's biggest "Sleeping Giants" ahead of a potential breakout year.
- Radcliff earned ACC Co-Player of the Week honors for hitting .400 for the weekend with two home runs and seven RBI, reaching base .500 and slugging 1.000.
- Also breaking out in 2020 so far has been freshman designated hitter **Andrew Jenkins** and first baseman **Drew Compton**. Compton is second on the team, hitting .364 for eight hits, two home runs, three RBI and has scored eight times himself as well as drawn seven walks. Jenkins hit .364 for a double and an RBI last week.
- Tech will also return one of the top table setters in the country in junior shortstop **Luke Waddell**.
- To start the year, Waddell has once again looked strong, hitting .320 with eight hits, a double, a triple, three RBI and just four strikeouts, while drawing four walks.
- Last season, Waddell raised his average almost 40 points, finishing at .322 for the season from the leadoff spot. He finished with 75 hits, 12 doubles, two triples and two home runs for 34 RBI, scoring 57 times himself.
- Waddell became the fourth Yellow Jacket since 1980 to be voted a solo captain by his teammates for the 2020 season, becoming the first since 1991 when GT Hall of Famer Doug Creek earned the honor.
- Waddell was selected in the 32nd round of the MLB Draft by the Arizona Diamondbacks as a draft-eligible sophomore but chose to return to Tech for his junior year.

INFIELDERS

- Georgia Tech baseball returns a tremendous percentage of its defensive production from last season's infield in third baseman **Jackson Webb**, shortstop **Luke Waddell** and second baseman **Austin Wilhite**.
- Webb especially shined defensively, taking over the hot corner full-time during the year, making just 47 starts in 2019. Nonetheless, he hit .312 for the season for 39 hits, five doubles, two triples and a homer for 19 RBI.
- A menace on the base paths, he also led the team with 13 stolen bases on the year (13-for-15) and held a .949 fielding percentage at third.
- Waddell moved to shortstop full-time during the season as well but instantly made his way toward becoming a nationally lauded defender, getting named a finalist for the Brooks Wallace Shortstop of the Year award.
- Waddell was the third-toughest to strikeout in the ACC a year ago, averaging 10.6 at-bats per strikeout and striking out in back-to-back games just twice all season.
- As the leadoff man, he reached base in a team-best 39 consecutive games toward the end of the season.
- Waddell spent his offseason with the USA Baseball Collegiate National Team in Japan.
- He was the first Yellow Jacket selected to the Collegiate National Team since Derek Dietrich in 2008.
- Waddell helped Team USA to eight wins in Japan, hitting .320 for 16 hits, three doubles and five RBI while playing third base.
- Waddell's move to short created one of the top middle-infielder combos in America with **Austin Wilhite** at second base.
- Wilhite came in clutch again when he blooped a single into the fog at Georgia Southern to put the tying run in scoring position in the top of the ninth.
- He the caught fire against Ohio State, going 3-for-9 (.333) for two doubles, a home run and two RBI, scoring five times himself.
- Despite batting just .266 for 2019, Wilhite came through in clutch situation while also behind a force in double plays. He amassed 41 double plays with a .966 fielding percentage in 2019.
- Wilhite currently ranks ninth since 2002 in Georgia Tech history with 105 double plays turned in his career.

MOST DOUBLE PLAYS TURNED, CAREER
-- GT HISTORY, SINCE 2002

DP's	Player	Years
1. 180	Mott Hyde	2011-14
2. 165	Wade Bailey	2015-18
3. 155	Connor Justus	2014-16
4. 153	Thomas Smith	2012-15
5. 142	Tony Plagman	2007-10
6. 123	Tyler Greene	2003-05
7. 114	Eric Patterson	2002-04
8. 113	Tristin English	2016-19
9. 105	Austin Wilhite	2017-Present
10. 104	Whit Robbins	2004-06

JACKETS IN THE POLLS

WEEK	BA	CB	USA	NCBWA	D1	PG
Preseason	21	28	22	22	19	-
Feb. 17	21	29	22	22	19	-
Feb. 24	19	30	N/A	19	17	rv
Mar. 3						
Mar. 10						
Mar. 17						
Mar. 24						
Mar. 31						
Apr. 7						
Apr. 14						
Apr. 21						
Apr. 28						
May 5						
May 12						
May 19						
May 26						
June 1						
June 19						

BA = Baseball America, CB = Collegiate Baseball, USA = USA Today,
 NCBWA = NCBWA, D1 = D1Baseball.com, PG = Perfect Game
 N/A = poll not out before release of notes
 rv = receiving votes

2020 ACC STANDINGS

COASTAL DIVISION	ACC	OVERALL
Duke	-	7-0
GEORGIA TECH	-	6-1
Pitt	-	6-1
North Carolina	-	6-2
Virginia	-	5-3
Miami	-	4-3
Virginia Tech	-	3-3
ATLANTIC DIVISION	ACC	OVERALL
Clemson	-	7-0
NC State	-	7-0
Florida State	-	6-1
Notre Dame	-	4-2
Louisville	-	4-3
Boston College	-	3-4
Wake Forest	-	3-4

OFFENSE

• Finishing just behind Webb, Wilhite was also dangerous on the base paths, stealing 12 on the year and getting caught just once.

• A new face will be behind the dish for the second year in a row as #CatcherU continues to turn out pros in Kyle McCann and Joey Bart.

• Georgia Tech currently has three catchers on its roster in juniors **Cameron Turley** and **Jamie Taylor** and freshman **Jake Holland**.

• Turley caught 12 games and made two starts behind the dish last season, while Taylor made one start at catcher in 10 appearances.

• Holland took part in the first all-freshman battery on Opening Day in program history when he caught for frosh RHP **Zach Maxwell** on Feb. 14 vs. St. Peter's.

• Holland joins the Jackets as the No. 2-ranked catcher in the state of Florida and the 10th-best catcher in the country, according to *Perfect Game*. He was ranked as the 112th best player overall by PG with "big potential power" at the plate.

• Holland was fantastic defensively behind the plate during Opening Weekend, catching three of the four stolen-base attempts and making a #SCTop10 play at home in a 8-6-2 relay to keep Cincinnati from adding a run.

• Holland was excellent on Feb. 18 against Ga. Southern, going 2-for-4 with a double.

• Also new will be **Drew Compton** in the infield, who will see a lot of time at first base with the departure of Tristin English to the MLB.

• Compton was rated as the No. 5 overall recruit in the country by *Perfect Game* and the top third-baseman in New Jersey.

• Compton shined early with a home run in his first collegiate plate appearance, making him the third Yellow Jacket since 2015 to homer in his first plate appearance.

PLAYERS TO HOME RUN IN FIRST COLLEGE PLATE APPEARANCE -- GT HISTORY, SINCE 2015

Pos.	Player	Opponent - Year
1. 1B	Drew Compton	St. Peter's - 2020
2. OF	Michael Guldberg	Dartmouth - 2018
3. 3B	Blake Jackson	St. John's - 2015

• Compton then caught fire again against Ohio State, hitting .500 (6-for-12) for two doubles, the second homer of his career and two RBI.

• *D1Baseball* rated him as the fifth-best impact freshman nationally among position players and the 12th-best freshman overall.

TOP 150 IMPACT FRESHMAN FOR 2020

-- D1BASEBALL

Pos.	Player	School
1. LHP	Hunter Barco	Florida
2. RHP	Jack Leiter	Vanderbilt
3. LHP	Nate Savino	Virginia
4. RHP	Bryce Osmond	Oklahoma State
5. 3B/SS	Josh Rivera	Florida
6. LHP	Steven Hajjar (redshirt)	Michigan
7. SS	Brooks Lee	Cal Poly
8. LHP	Cooper Benson	Arizona State
9. LHP	Connor Prielipp	Alabama
10. SS	Jose Torres	NC State
11. OF	Chris Newell	Virginia
12. 1B	Drew Compton	Georgia Tech

OUTFIELDERS

• Georgia Tech will also return a large portion of its outfield trio in **Colin Hall** and **Baron Radcliff**.

• Hall woke up the bat in a big way against Ohio State, hitting .455 (5-for-11) for two doubles and an RBI while scoring four times himself.

• In addition to being a stalwart left fielder last season, Hall also finished as one of six Yellow Jackets to hit .300, finishing at .307 in 2019.

• Hall finished with 74 hits, 18 doubles and four homers -- including a huge insurance home run off the batters eye against Coastal Carolina in the NCAA Atlanta Regional.

• He finished third on the team with 22 multi-hit games and 12 multi-RBI games for the season.

• In right field last year, Radcliff took off like gangbusters, both at the plate and in right field en route to a 2019 second-team All-ACC selection.

• Not lacking any power, Radcliff is the leading home run returner as he walloped 12 home runs last season.

• While not stealing often, his speed led to a perfect 6-for-6 in stolen bases last season.

• Radcliff was named one of country's biggest "Sleeping Giants" ahead of a potential breakout year.

• Radcliff earned ACC Co-Player of the Week honors for hitting .400 for the weekend with two home runs and seven RBI, reaching base .500 and slugging 1.000.

• Returning to the outfield after a season of rehab is **Michael Guldberg**, who happened to lead Tech with a gaudy .355 average in 2019 to lead the team and finish second in the ACC.

• Guldberg currently leads the ACC with a .565 batting average and no strikeouts through seven games. Guldberg is one of just 17 players in Division I and one of just four in Power 5 to have yet to strike out.

• Guldberg's career average of .374 is currently on pace to rank in the top-10 of Georgia Tech's all-time career leaders.

BATTING AVERAGE LEADERS, CAREER (MIN. 200 AB) -- GT HISTORY

Avg.	Player (ABs)	Years
1. .4364	Tom Angley (291)	1925-27
2. .4235	Doug Wycoff (255)	1924-26
3. .4091	Mark Teixeira (528)	1999-01
4. .3960	Charlie Blackmon (250)	2007-08
5. .3858	Scott Jordan (762)	1982-85
6. .3840	Jason Varitek (914)	1991-94
7. .3765	Richard Lewis (688)	1999-01
— .3737	Michael Guldberg (272)	2018-Present
8. .3720	Nomar Garciaparra (672)	1992-94
9. .3701	Cam Bonifay (462)	1971-74
10. .3692	Mike Fowler (474)	1986-87
11. .3672	Riccardo Ingram (482)	1985-87
12. .3657	Mark Fischer (741)	1995-97
13. .3656	Jay Payton (785)	1992-94
14. .3594	Matt Wieters (704)	2005-07
15. .3557	Chris Morgan (402)	1983-84
16. .3552	Heath Honeycutt (549)	1996-98
17. .3540	Randy Carroll (226)	1965-66
18. .3529	Doug Ibele (374)	1976-79
19. .3528	Bryan Prince (788)	1998-01
20. .3523	Michael Wolff (457)	1990-92

• Guldberg's career on-base percentage of .468 is also one of the best at Georgia Tech since 2002.

ON-BASE PERCENTAGE, CAREER (MIN. 200 AB) -- GT HISTORY, SINCE 2002

OB%	Player (ABs)	Years
1. .477	Matt Wieters (704)	2005-07
2. .469	Charlie Blackmon (250)	2007-08
3. .468	Michael Guldberg (281)	2018-Present
4. .459	Danny Payne (660)	2005-07
5. .454	Jeff Kindel (499)	2002-06
6. .442	Matthew Boggs (234)	2002
7. .439	Whit Robbins (553)	2004-06
8. .433	Kyle McCann (532)	2017-19
9. .432	Derek Dietrich (703)	2008-10
10. .429	Brandon Thomas (709)	2010-13

• Guldberg hauled in a bunch of awards last year that included first-team Academic All-America, second-team All-Region, third-team All-ACC and selection to the 2019 ACC All-Tournament team.

• Coming on in a big way during the Georgia Southern game on Tuesday was freshman **Tres Gonzalez**.

• Pinch hitting in the seventh and eventually going in to play center field, Gonzalez rocketed a double to begin to break the ice off the Jackets' offense.

• The biggest play of the game, however, would come when Gonzalez beat out a would-be double play that would've ended the game to score the runner from third and tie the game at three runs apiece.

• It was the first RBI of his college career.

• Gonzalez then piled on against Ohio State, making his first collegiate start on March 21 before going 3-for-7 (.429) with an RBI, scoring twice himself. He finished with a .500 on-base percentage.

PITCHING

• One of the main reason for their success has been the Yellow Jacket's pitching staff living up to the early preseason hype of having highly regarded prospects and the depth the back them up on the mound.

• Returning on the mound for Tech is RHP **Jonathan Hughes** and RHP **Cort Roedig**, as well as LHP **Luke Bartnicki**.

• Tech will be without the services of RHP **Brant Hurter**, who led the team with a 2.42 ERA, for most of the year as he recovers from Tommy John Surgery underwent last season.

• Hughes was commanding in his first start since Feb. 17, 2018 (vs. Bradley), going 5.0 innings and allowing just one run and no walks in his longest outing since March 2017.

• He then filled up the strike zone in his second start, improving to 2-0 by striking out five over 5.2 innings, allowing just four hits and three earned runs.

• Hughes played an intricate role to the bullpen last season, making 26 appearances and finishing with a 9-2 record off a 5.09 ERA.

• Hughes was named an "Impact Senior" by *Perfect Game* as he potentially transitions from bullpen anchor to potential ace.

• Hughes was a second-round draft pick out of high school by the Baltimore Orioles but chose to attend Tech instead.

• Stepping up in a huge way last year as a freshman was Roedig, who, in the wake of several injuries, assumed the weekend starts as a freshman and found his footing by the postseason, allowing just three hits with a 1.08 ERA and .115 OBA in his two tournament starts -- ACC Championship Game and NCAA Regional elimination game.

• Roedig rebounded from a shaky Opening Weekend with a truly dominate performance against defending Big Ten champ Ohio State on Feb. 22, surrendering just one hit and one run while punching out six batters in 6.0 for his first decision win.

• Frosh righty **Zach Maxwell** getting the nod on Feb. 14 made him the second true freshman to start Opening Day for the Yellow Jackets on the mound since Kris Wilson in 1995 (Xzavion Curry - 2017).

TRUE FRESHMAN PITCHERS STARTING OPENING DAY -- GT HISTORY, SINCE 1967

Player	Opponent	Year
Zach Maxwell	St. Peter's	2020
Xzavion Curry	BYU	2017
Kris Wilson	Charleston Southern	1995

• Maxwell was a presence in his 4.0 innings to start, allowing just one hit and punching out five hitters, holding St. Peter's to a .077 batting average.

• Maxwell was electric in his second start against Big Ten defending champ Ohio State, moving to the Sunday spot. In 5.0 innings, he punched out eight - including six swinging - allowing just a hit and run for his first career decision win.

• Maxwell was rated as the No. 5 RHP in the state of Georgia and the 10th-best player overall by *Perfect Game*.

• Nationally, PG rated him as the No. 28 RHP in the country.

• He was selected in the 30th round by the New York Yankees but elected to attend Georgia Tech.

• Last season, the staff ranked first in the ACC and 30th in the country in walks allowed per nine innings (3.31).

• Tech also ranked third in the ACC and 27th nationally in strikeout-to-walk ratio with a 1.05.

• Through two weeks, Tech's staff is working at a 2.6:1 strikeout-to-walk ratio.

• Two seasons after Tech started a freshmen or sophomore in 45 of its 58 games, the Jackets may once again be led by youth.

MOST PITCHING STARTS BY UNDERCLASSMEN IN 2018, BY PERCENTAGE -- POWER 5 CONFERENCES

Percentage	Team	Conference
1. 92%	Georgia Tech	ACC
2. 92%	Northwestern	Big Ten
3. 86%	Baylor	Big 12
4. 76%	Michigan	Big Ten

* research courtesy of College Baseball Analytics

• A big get for the experience of the pitching staff is the return of RHP **Andy Archer**, who missed last season with a non-Tommy John elbow injury.

• Archer didn't disappoint in his first appearance pitching career-bests in 4.0 innings and seven strikeouts for the save against Cincinnati, holding hitters to just a .154 average.

• He then worked to his second save of the season against Ohio State on Feb. 22, pitching 3.0 hitless innings while striking out three to close.

• Archer was named to the Stopper of the Year preseason watch list.

• In 26 appearances and 47.0 innings of work in 2018, he worked to a 3.64 ERA, recorded three saves and a 4-0 overall record.

• Georgia Tech will also look to another bullpen anchor in Bartnicki to make strides in his sophomore year.

• Bartnicki made his first start of his collegiate career on Tuesday at Ga. Southern where he allowed just one earned run and three hits in 4.0 innings, striking out three.

• Last year, Bartnicki made 29 appearances as a large component out of the bullpen -- good for 10th in the ACC -- and finished with 32.1 innings of work, 23 earned runs for a 6.40 ERA.

• Also impressing out of the bullpen was a host of young guns and the return of several vets.

• Freshmen **Brody Westbrook**, **Dalton Smith**, **Jackson Arnold** and **Ben King** all work shutout appearances with at least an inning of work, while junior **Hugh Chapman** also put in 1.0 scoreless.

• Smith has worked 6.1 innings of scoreless baseball to start his collegiate career, proving himself one of the best middle-inning relievers in the ACC.

• His one walk of the year through 6.1 innings was an intentional walk.

• The story of Tuesday's thrilling win over Ga. Southern was **Sam Crawford**. After not making the 35-man roster his first two years, Crawford maintained persistence and stayed at Georgia Tech, working his way onto the roster this season.

• After 0.2 innings against St. John's with the game already out of reach, Crawford came into the bottom of the eighth with runners on the corners and two outs and slammed the door shut with 1.1 innings of no-hit ball to close, punching out three overall for the win.

• Freshmen **Josiah Siegel** has also pitched one-hit appearances at 0.2 innings apiece.

DANNY BORRELL

• New this year to Georgia Tech is pitching coach Danny Borrell, who arrives on The Flats after 18 years in the New York Yankees organization as both a player and the pitching coordinator for their world-renowned farm system.

• Borrell became the youngest pitching coordinator in the MLB when hired in 2015 by the Yankees, where he led approximately 180 pitchers per year and 11 pitching coaches over nine minor league affiliates.

• Borrell helped lead the Yankees to be the best pitching organization in baseball statistically.

• In total, he developed 34 Big Leaguers during his tenure with New York -- including MLB All-Stars Dellin Betances and Luis Severino.

• Borrell was drafted by the Yankees in 2000 after a standout career at Wake Forest.

• A two-way player at Wake, Borrell earned freshman All-America and second-team All-America honors en route to leading the Demon Deacons to two ACC titles (1998, 1999).

• He finished his career 10-8 on the mound in 24 starts with a 6.21 ERA, while batting a career .336 with 37 homers and 174 RBI -- both still tied for 10th in Wake Forest history.

GAME SCORE

• Game Score is a metric devised by Bill James and later evolved by Tom Tango to determine the strength of a pitcher in any particular baseball game.

• Game Score correlates strongly with winning percentage, so that a pitcher with an average Game Score of 60 can be expected to win approximately 60 percent of the time.

• Georgia Tech returns three pitchers that accounted for eight of the top-15 Game Scores last season.

PITCHING**2019 TOP GAME SCORE, GT PITCHERS**

Player	Opponent	Game Score
1. Connor Thomas	Pittsburgh	99
2. Connor Thomas	Louisville	89
3. Brant Hurter	Northwestern	87
Brant Hurter	Boston College	87
5. Connor Thomas	Notre Dame	82
6. Cort Roedig	Kennesaw State	77
7. Amos Willingham	Georgia State	75
8. Connor Thomas	West Virginia	73
9. Connor Thomas	Northwestern	72
10. Brant Hurter	Virginia	69
Jonathan Hughes	Virginia Tech	69
12. Connor Thomas	Virginia	68
Amos Willingham	Georgia	68
14. Cort Roedig	Western Carolina	67
Jonathan Hughes	NC State *	67
15. Cort Roedig	North Carolina ^	65

^ ACC Championship Game

* ACC Tournament Semifinals

2020 TOP GAME SCORE, GT PITCHERS

Player	Opponent	Game Score
1. Cort Roedig	Ohio State	77
2. Zach Maxwell	Ohio State	73
3. Zach Maxwell	St. Peter's	67

MISCELLANEOUS

ATOP THE CONFERENCE

- Georgia Tech baseball ranks among the most prolific winners in ACC history.

MOST ACC TOURNAMENT TITLES, SINCE 2000

	Titles	Years
Georgia Tech	5	2000, 2003, 2005, 2012, 2014
Florida State	5	2002, 2004, 2010, 2015, 2017
North Carolina	3	2007, 2013, 2019
Clemson	2	2006, 2016
Virginia	2	2009, 2011

MOST ACC REGULAR-SEASON, DIVISIONAL TITLES SINCE 2000

	Titles	Regular-Season Years (Divisional)
Florida State	11	2001, 2002, 2003 (2007, 2008, 2009, 2010*, 2011, 2012, 2013, 2014)
North Carolina	6	(2006, 2007, 2009, 2012, 2013, 2017)
Georgia Tech	5	2000, 2004, 2005 (2011, 2019)
Miami	4	(2008, 2014, 2015, 2016)
Louisville	4	(2015, 2016, 2017, 2019)

*co-champion

- This season, Tech will play nine of its 10 most-faced opponents all-time.

GEORGIA TECH'S MOST COMMON OPPONENTS

	Games	First Meeting	Series Record
Georgia	376	1898	UGA leads 211-163-2
Auburn	240	1897	AU leads 124-111-5
Clemson	229	1902	CU leads 115-111-3
Mercer	170	1897	GT leads 114-56
North Carolina	142	1901	GT leads 78-64
Ga. Southern	135	1947	GT leads 104-31
Virginia	133	1924	GT leads 75-56-2
Duke	133	1903	GT leads 95-38
NC State	130	1921	GT leads 74-56
Wake Forest	117	1898	GT leads 73-43-1

* bold denotes an opponent on the 2020 schedule

- Only 21 teams finished 2019 with a winning record vs. RPI top-50 teams.

TEAMS WITH WINNING RECORDS VS. TOP-50 RPI

Teams
Arizona State
Arkansas
Baylor
Clemson
Creighton
East Carolina
Georgia
GEORGIA TECH
Indiana
Louisville
LSU
Mississippi State
North Carolina
Ole Miss
Oregon State
Stanford
Texas A&M
Texas Tech
UCLA
Vanderbilt
Wright State



2020 ACC PRESEASON POLL

OVERALL CHAMPION

Louisville

ATLANTIC DIVISION

POINTS

1. Louisville (13)	97
2. Florida State	79
3. NC State	68
4. Clemson (1)	52
Wake Forest	52
6. Boston College	27
7. Notre Dame	17

(first-place votes)

COASTAL DIVISION

POINTS

1. Miami (12)	93
2. North Carolina (1)	68
3. Georgia Tech (1)	66
4. Duke	65
5. Virginia	55
6. Virginia Tech	27
7. Pitt	18

(first-place votes)

2020 HONORS

ANDY ARCHER


Stopper of the Year preseason watch list (Feb. 10)

BARON RADCLIFF

ACC Co-Player of the Week (Feb. 24)

2020 RECORD BREAKDOWN

	ACC	Overall
Overall	-	6-1
Home	-	5-1
Road	-	1-0
Neutral	-	-
Day Games	-	5-1
Night Games (6 p.m. or later)	-	1-0
Yellow Jackets Score First	-	3-0
Opponent Scores First	-	3-1
Yellow Jackets Score in 1st inning	-	2-0
Walk-off Victories	-	0-0
As a Ranked Team (All Polls)	-	6-1
vs. Ranked Team (All Polls)	-	-
TV/ESPN3/ACC Network Extra Game	-	6-1
vs. LHP (starter)	-	2-0
vs. RHP (starter)	-	4-1
Yellow Jacket Starter 6+ IP	-	1-0
Yellow Jacket Starter 7+ IP	-	-
Yellow Jacket Starter 8+ IP	-	-
Hitting A Home Run	-	3-0
Not Hitting A Home Run	-	3-1
Out Hit Opponent	-	6-0
Get Out Hit By Opponent	-	0-1
Equal Number of Hits	-	0-0
February	-	6-1
March	-	-
April	-	-
May	-	-
June	-	-
Monday	-	-
Tuesday	-	1-0
Wednesday	-	-
Thursday	-	-
Friday	-	2-0
Saturday	-	2-0
Sunday	-	1-1
One-Run Games	-	1-0
Two-Run Games	-	1-0
Three-Run Games	-	1-0
Four+ Run Games	-	3-1
Leading After 6	-	5-0
Trailing After 6	-	1-1
Tied After 6	-	-
Leading After 7	-	5-0
Trailing After 7	-	1-1
Tied After 7	-	-
Leading After 8	-	5-0
Trailing After 8	-	1-1
Tied After 8	-	-
Shutouts	-	1-0
Extra Innings	-	-
Score 0-5 Runs	-	2-1
Score 6+ Runs	-	4-0
Allow 0-5 Runs	-	6-0
Allow 6+ Runs	-	0-1
Commit 0 Errors	-	2-0
Commit 1 Error	-	1-0
Commit 2+ Errors	-	3-1

HALL OF FAME COACH

- **Danny Hall** is in his 27th season at Georgia Tech and his 33rd overall as a head coach in 2020. He is the winningest baseball coach in Tech history with 1,068 wins.
- Hall, who won his 1,200th career game on February 24, 2018 and his 1,000th win at Georgia Tech on March 20, 2018, stands fifth among active Division I coaches in career victories entering the 2020 season.
- Last year, Hall earned his fourth ACC Coach of the Year honor.
- In his career – both as an assistant and head coach – Hall has been part of over 1,600 victories and seven trips to the College World Series.
- Hall has led Tech to the NCAA Tournament on 21 occasions and guided the Jackets to the NCAA College World Series in 1994, 2002 and 2006 -- the program's only three berths.

HALL BY THE NUMBERS

1,276	career wins as a head coach
1,068	wins at Georgia Tech
143	total draft picks coached at Tech
126	all-ACC honors
108	all-American selections by 41 GT players
52	Tech's school record for wins set in 2002
23	freshman all-Americans
21	NCAA Regional appearances at Tech
15	top-two ACC offensive finishes
14	Academic all-America honors by GT players
7	Yellow Jackets drafted in the first round
6	NCAA Super Regional appearances at Tech
6	ACC regular season/division titles ('97, '00, '04, '05, '11, '19)
5	ACC tournament titles (2000, 2003, 2005, 2012, 2014)
3	College World Series appearances (only three in Tech history)

WINNINGEST ACTIVE DIVISION I BASEBALL COACHES**ENTERING 2020 SEASON**

1. Mike Fox, North Carolina 1,475
2. Paul Mainieri, LSU 1,455
3. John Anderson, Minnesota 1,317
4. Keith Guttin, Missouri St. 1,279
- 5. DANNY HALL, Georgia Tech . 1,270**
6. Gary Gilmore, Coastal Carolina . . . 1,216
7. Mike Sansing, Kennesaw St. 1,119
8. Elliott Avent, NC State 1,099
9. Dave Van Horn, Arkansas 1,060
10. Brian Shoop, UAB 1,054
11. Bill Brown, George Mason 1,045
12. Rich Hill, San Diego 1,034
13. Paul Kostacopoulos, Navy 954
14. Steve Owens, Rutgers 914

HALL'S COACHING TREE**HEAD COACHES**

-  Scott Stricklin - Georgia Tech Assistant 2002-04
Kent State player 1991-93
-  Josh Holliday - Georgia Tech Assistant 2005-07
-  Greg Beals - Kent State player 1989-91
-  Bobby Moranda - Georgia Tech Assistant 2002-07
-  Mike Trapasso - Georgia Tech Assistant 1995-01
-  Eddie Uschold - Kent State Assistant

ASSISTANT HEAD COACHES

-  Wally Crancer - Georgia Tech player 2006-07





GAME HIGHS

TEAM BATTING		
At bats:	35	at Georgia Southern (Feb 18, 2020)
Runs scored:	6	vs St. Peter's (Feb 14, 2020)
	6	vs Cincinnati (Feb 15, 2020)
Hits:	10	at Georgia Southern (Feb 18, 2020)
RBIs:	6	vs St. Peter's (Feb 14, 2020)
Doubles:	3	vs St. John's (Feb 16, 2020)
	3	at Georgia Southern (Feb 18, 2020)
Triples:	1	vs St. Peter's (Feb 14, 2020)
	1	vs Cincinnati (Feb 15, 2020)
Home runs:	1	vs St. Peter's (Feb 14, 2020)
Total bases:	14	vs St. Peter's (Feb 14, 2020)
Walks:	6	vs St. Peter's (Feb 14, 2020)
	6	vs Cincinnati (Feb 15, 2020)
Strikeouts:	13	vs St. John's (Feb 16, 2020)
Sac hits:	1	vs St. Peter's (Feb 14, 2020)
Sac flies:	3	vs St. Peter's (Feb 14, 2020)
Stolen bases:	2	vs Cincinnati (Feb 15, 2020)
Hit by pitch:	1	vs St. Peter's (Feb 14, 2020)
	1	vs Cincinnati (Feb 15, 2020)
Caught stealing:	1	vs Cincinnati (Feb 15, 2020)
Runners LOB:	9	vs Cincinnati (Feb 15, 2020)
	9	at Georgia Southern (Feb 18, 2020)

TEAM FIELDING

Putouts:	27	(7 games)
Assists:	12	vs Ohio State (Feb 22, 2020)
Errors:	3	vs St. John's (Feb 16, 2020)
Passed balls:	2	vs St. Peter's (Feb 14, 2020)
DPs turned:	2	vs St. Peter's (Feb 14, 2020)
	2	vs Ohio State (Feb 22, 2020)

TEAM PITCHING

Innings pitched:	9.0	(7 games)
Runs allowed:	11	vs St. John's (Feb 16, 2020)
Earned runs:	9	vs St. John's (Feb 16, 2020)
Walks allowed:	5	(4 games)
Strikeouts:	12	vs St. Peter's (Feb 14, 2020)
	12	vs St. John's (Feb 16, 2020)
Hits allowed:	13	vs St. John's (Feb 16, 2020)
Doubles allowed:	3	at Georgia Southern (Feb 18, 2020)
Triples allowed:	2	vs Cincinnati (Feb 15, 2020)
Homers allowed:	1	vs St. John's (Feb 16, 2020)
	1	vs Ohio State (Feb 21, 2020)
Wild pitches:	4	vs Ohio State (Feb 23, 2020)
Hit batters:	3	vs St. John's (Feb 16, 2020)

INDIVIDUAL BATTING

At bats:	5	(5 games)
Runs scored:	3	Michael Guldberg vs Ohio State (Feb 21, 2020)
Hits:	4	Drew Compton vs Ohio State (Feb 21, 2020)
RBIs:	3	Baron Radcliff vs Ohio State (Feb 21, 2020)
	3	Stephen Reid vs Ohio State (Feb 23, 2020)
	3	Baron Radcliff vs Ohio State (Feb 23, 2020)
Doubles:	2	Michael Guldberg vs St. John's (Feb 16, 2020)
	2	Drew Compton vs Ohio State (Feb 23, 2020)
Triples:	1	Baron Radcliff vs St. Peter's (Feb 14, 2020)
	1	Luke Waddell vs Cincinnati (Feb 15, 2020)
Home runs:	2	Stephen Reid vs Ohio State (Feb 23, 2020)
Total bases:	9	Stephen Reid vs Ohio State (Feb 23, 2020)
Walks:	2	(5 games)
Strikeouts:	4	Drew Compton vs Ohio State (Feb 22, 2020)
Sac hits:	1	Michael Guldberg vs St. Peter's (Feb 14, 2020)
	1	Jackson Webb vs Ohio State (Feb 22, 2020)
Sac flies:	2	Jackson Webb vs St. Peter's (Feb 14, 2020)
Stolen bases:	1	Michael Guldberg vs Cincinnati (Feb 15, 2020)
	1	Jackson Webb vs Cincinnati (Feb 15, 2020)
Hit by pitch:	2	Michael Guldberg vs Ohio State (Feb 22, 2020)
Caught stealing:	1	Jackson Webb vs Cincinnati (Feb 15, 2020)
Runners LOB:	5	Drew Compton vs Ohio State (Feb 22, 2020)

INDIVIDUAL FIELDING

Putouts:	12	Jake Holland vs St. Peter's (Feb 14, 2020)
Assists:	5	Luke Waddell vs Ohio State (Feb 22, 2020)
Errors:	2	Jackson Webb vs Ohio State (Feb 22, 2020)
Passed balls:	2	Jake Holland vs St. Peter's (Feb 14, 2020)

INDIVIDUAL PITCHING

Innings pitched:	6.0	Cort Roedig vs Ohio State (Feb 22, 2020)
Runs allowed:	6	Cort Roedig vs St. John's (Feb 16, 2020)
Earned runs:	4	Jackson Finley vs St. John's (Feb 16, 2020)
	4	Cort Roedig vs St. John's (Feb 16, 2020)
Walks allowed:	4	Zach Maxwell vs St. Peter's (Feb 14, 2020)
Strikeouts:	8	Zach Maxwell vs Ohio State (Feb 23, 2020)
Hits allowed:	5	Jonathan Hughes vs Cincinnati (Feb 15, 2020)
Doubles allowed:	2	Dalton Smith at Georgia Southern (Feb 18, 2020)
Triples allowed:	2	Jonathan Hughes vs Cincinnati (Feb 15, 2020)
Homers allowed:	1	Jackson Finley vs St. John's (Feb 16, 2020)
	1	Jonathan Hughes vs Ohio State (Feb 21, 2020)
Wild pitches:	2	Cort Roedig vs St. John's (Feb 16, 2020)
	2	Jackson Finley vs Ohio State (Feb 21, 2020)
	2	Zach Maxwell vs Ohio State (Feb 23, 2020)
Hit batters:	2	Cort Roedig vs St. John's (Feb 16, 2020)

SERIES BY SERIES STATS

HITTING	W-L	Avg.	R	H	2B	3B	HR	RBI	BB	K	SB
ATL Challenge	2-1	.250	13	22	6	2	1	11	16	19	2
Ga. Southern	1-0	.286	4	10	3	0	0	4	4	10	0
Ohio State	3-0	.343	29	37	7	0	6	23	11	34	0

PITCHING	W-L	ERA	IP	H	R	ER	BB	K	Opp.	Avg.
ATL Challenge	2-1	4.00	27.0	23	15	12	12	33		.232
Ga. Southern	1-0	1.00	9.0	6	3	1	5	10		.200
Ohio State	3-0	2.00	27.0	9	8	6	12	31		.103

MONTH-BY-MONTH

UNDER COACH DANNY HALL (1994-present)						
Year	Jan./Feb.	Mar.	Apr.	May/June	Final	
1994	6-2	15-2	13-6	16-7	50-17	
1995	7-3	11-6	13-6	7-7	38-22	
1996	4-6	15-3	11-8	10-7	40-24	
1997	9-0	18-2	9-8	10-5	46-15	
1998	8-4	13-5	11-8	9-5	41-22	
1999	8-4	15-2	8-9	7-5	38-20	
2000	8-3	13-5	16-3	13-5	50-16	
2001	10-1	12-6	11-7	8-6	41-20	
2002	8-1	14-3	14-5	16-7	52-16	
2003	7-0	14-5	11-6	12-7	44-18	
2004	6-3	10-8	9-6	19-4	44-21	
2005	7-2	14-3	10-7	14-7	45-19	
2006	10-0	12-4	11-8	17-6	50-18	
2007	6-5	12-6	9-6	5-8	32-25	
2008	5-1	17-4	9-8	10-8	41-21	
2009	6-1	12-3	10-7-1	10-8	38-19-1	
2010	7-1	15-2	13-5	12-7	47-15	
2011	5-3	16-2	10-8	11-8	42-21	
2012	7-2	11-8	8-9	12-7	38-26	
2013	8-1	13-5	7-10	9-11	37-27	
2014	5-4	10-9	11-6	11-8	37-27	
2015	7-3	11-7	8-7	6-6	32-23	
2016	7-0	12-5	10-9	9-11	38-25	
2017	7-1	7-9	7-11	6-7	27-28	
2018	6-2	10-9	8-10	7-6	31-27	
2019	5-3	14-6	11-5	11-4	43-16	
2020	6-1				6-1	
TOTALS	185-57		268-188-1		1068-552-1	
		337-129		277-177		

GAME-WINNING PLAYS

Game-winning plays are ones that give Tech the lead or break a tie en route to win

Game	Play	Inn.	Final
St. Peter's	Drew Compton home run	2	6-0
Cincinnati	Michael Guldberg RBI single	5	6-4
Ga. Southern	Michael Guldberg RBI single	9	4-3
Ohio State	Michael Guldberg RBI single	1	12-4
Ohio State	Baron Radcliff reached on E8	3	5-2
Ohio State	Stephen Reid two-run HR	2	12-2

GAME WINNING RBI LEADERS	2020	CAREER
Michael Guldberg	3	10
Austin Wilhite	-	9
Colin Hall	-	6
Luke Waddell	-	6
Baron Radcliff	1	6
Jackson Webb	-	2
Drew Compton	1	1
Stephen Reid	1	1

2020 #FUTUREJACKETS

John Anderson, INF	Suwanee, Ga.
Dawson Brown, RHP	Macon, Ga.
Jake Deleo, OF	Norwalk, Conn.
Brad Grenkoski, OF/RHP	Kennesaw, Ga.
Marquis Grisson, Jr., RHP	Atlanta, Ga.
Tervell Johnson, OF	Atlanta, Ga.
Kevin Parada, C	Pasadena, Calif.
Xander Stephens, RHP	Lilburn, Ga.
Dylan Strickland, INF	Loganville, Ga.
Hank Thomas, OF	Oxford, Ohio

2020 MLB #PROJACKETS

Charlie Blackmon, OF	Rockies
Derek Dietrich, OF	Reds
Buck Farmer, RHP	Tigers
Daniel Palka, OF	White Sox
Matt Skole, DH/1B	White Sox
Matt Wieters, C	Cardinals

YELLOW JACKETS BIG INNINGS** FOUR OR MORE RUNS*

DATE	OPPONENT	INN.	BATTERS	R	H	E	GT RESULT
2/15	Cincinnati	5th	8	4	3	0	W, 6-0
2/21	Ohio State	3rd	9	5	6	0	
		4th	8	4	5	0	W, 12-4

RECORD WITH A BIG INNING: 2-0**OPPONENT BIG INNINGS**** FOUR OR MORE RUNS*

DATE	OPPONENT	INN.	BATTERS	R	H	E	GT RESULT
2/16	St. Peter's	7th	9	4	4	1	L, 11-1

RECORD WHEN ALLOWING A BIG INNING: 0-1

GAMES STARTED (POSITION PLAYERS)

Player	2020	CAREER	CURRENT STREAK
Austin Wilhite	7	170	49
Colin Hall	7	118	85
Luke Waddell	7	96	62
Baron Radcliff	7	73	55
Michael Guldborg	7	77	43
Jackson Webb	7	42	35
Drew Compton	7	7	7
Jake Holland	7	7	7
Andrew Jenkins	4	4	4
Stephen Reid	2	2	2
Tres Gonzalez	1	1	-

STREAKS (POSITION PLAYERS)

PLAYER	HITTING		ON-BASE	
	CURRENT	LONGEST	CURRENT	LONGEST
Charlie Benson	-	1	-	2
Drew Compton	1	2*	1	3*
Michael Guldborg	7	7*	7	21*
John Giesler	1	1	1	1
Tres Gonzalez	-	1	-	1
Colin Hall	3	10*	3	22*
Jake Holland	1	1	1	2*
Jadyn Jackson	1	1	3	3*
Andrew Jenkins	-	3*	3	3*
Baron Radcliff	4	7*	4	16*
Stephen Reid	1	1	2	2
Paxton Rigby	-	1	-	2
Jamie Taylor	-	2	-	2
Cameron Turley	-	1	-	2
Luke Waddell	1	14*	1	39*
Jackson Webb	-	7*	-	16*
Austin Wilhite	1	11*	4	16*

* Longest is career long

CAREER HOME RUNS

* – Leadoff ITP – Inside-the-Park GS – Grand Slam

DREW COMPTON	Opponent	On Base	Inning	Outs	Count	Score	Final
1. Feb. 14, 2020	St. Peter's	* 0 . . .	2	0	3-2	0-0	W, 6-0
2. Feb. 21, 2020	Ohio State	0 . . .	4	0	0-1	10-1	W, 12-4

MICHAEL GULDBERG	Opponent	On Base	Inning	Outs	Count	Score	Final
1. Feb. 23, 2018	Dartmouth	. . 2 .	8	1	3-1	7-0	W, 10-0
2. Mar. 20, 2018	Auburn	. . 2 .	4	1	0-0	3-0	W, 6-4
3. May 25, 2019	NC State	. . 2 .	5	2	2-1	1-1	W, 9-2

COLIN HALL	Opponent	On Base	Inning	Outs	Count	Score	Final
1. April 28, 2018	Wake Forest	* 0 . . .	3	0	0-1	1-0	W, 5-1
2. May 18, 2018	Duke	. . 2 .	3	2	1-0	2-3	W, 20-7
3. Mar. 30, 2019	Notre Dame	. 1 . .	2	2	0-0	6-0	W, 11-2
4. May 5, 2019	Western Carolina	. 1 . .	6	1	3-2	12-1	W, 14-1
5. May 11, 2019	Duke	. . 2 .	4	2	1-0	7-2	W, 15-3
6. June 3, 2019	Coastal Carolina	0 . . .	9	2	2-0	9-8	W, 10-8

BARON RADCLIFF	Opponent	On Base	Inning	Outs	Count	Score	Final
1. Mar. 4, 2018	UIC	0 . . .	9	2	2-2	4-12	L, 5-12
2. Mar. 31, 2018	Miami	. . 2 .	8	2	0-2	8-4	W, 13-4
3. April 18, 2018	Kennesaw State	. 1 . .	8	0	0-1	15-7	W, 17-7
4. May 5, 2018	Radford	. . 2 .	10	2	1-1	8-8	W, 11-8
5. Mar. 22, 2019	No. 4 Louisville	0 . . .	9	2	2-2	2-1	W, 31
6. Mar. 23, 2019	No. 4 Louisville	. 1 . .	2	1	0-0	0-0	W, 4-0
7. Mar. 26, 2019	No. 4 Georgia	. 1 . .	5	2	2-2	4-2	W, 11-2
8. April 13, 2019	Boston College	* 0 . . .	2	0	0-0	0-0	W, 9-1
9. April 27, 2019	Clemson	* 0 . . .	2	0	0-0	0-1	W, 13-8
10. April 28, 2019	Clemson	0 . . .	1	1	1-0	3-1	L, 7-11
11. May 3, 2019	Western Carolina	0 . . .	6	0	0-1	6-4	W, 25-4
12. May 5, 2019	Western Carolina	. . 2 .	4	2	0-1	7-1	W, 14-1
13. May 10, 2019	Duke	. 1 . .	4	2	0-1	5-3	W, 14-1
14. May 10, 2019	Duke	. 1 . .	6	1	3-2	8-3	W, 14-1
15. May 16, 2019	Pitt	. . 2 .	3	2	0-1	0-6	W, 12-7
16. May 16, 2019	Pitt	. 1 . .	5	1	0-2	3-7	W, 12-7
17. May 21, 2020	Ohio State	. 1 . .	4	0	1-2	8-1	W, 12-4
18. May 23, 2020	Ohio State	. . 2 .	6	1	0-1	7-1	W, 12-2

STEPHEN REID	Opponent	On Base	Inning	Outs	Count	Score	Final
1. Feb. 23, 2020	Ohio State	. 1 . .	4	0	1-2	8-1	W, 12-2
2. Feb. 23, 2020	Ohio State	0 . . .	8	1	2-2	11-1	W, 12-2

LUKE WADDELL	Opponent	On Base	Inning	Outs	Count	Score	Final
1. Mar. 16, 2018	Virginia Tech	0 . . .	4	1	1-0	4-3	W, 16-9
2. Feb. 22, 2019	No. 3 UCLA	0 . . .	5	2	2-2	2-2	W, 4-3 (11)
2. Mar. 26, 2019	No. 4 Georgia	. 1 . .	5	1	3-1	1-2	W, 11-2

AUSTIN WILHITE	Opponent	On Base	Inning	Outs	Count	Score	Final
1. Mar. 21, 2017	Auburn	0 . . .	5	1	1-0	0-5	L, 4-7
2. Feb. 24, 2018	Dartmouth (1)	0 . . .	2	0	1-1	2-2	W, 12-9
3. April 8, 2018	Florida State	0 . . .	ITP 6	2	1-0	10-1	W, 16-3
4. April 10, 2018	at Mercer	* 0 . . .	8	0	0-1	10-7	W, 16-8
5. April 14, 2018	at Pittsburgh	0 . . .	4	2	1-0	1-0	L, 3-4
6. April 15, 2018	at Pittsburgh	. 1 . .	4	2	2-1	2-2	L, 5-6
7. May 11, 2018	at Virginia	0 . . .	5	1	1-2	0-1	L, 6-8
8. Mar. 19, 2019	at Mercer	. . 2 .	5	0	3-2	5-3	W, 14-8
9. Feb. 23, 2020	Ohio State	0 . . .	2	2	2-0	2-1	W, 12-2

JACKSON WEBB	Opponent	On Base	Inning	Outs	Count	Score	Final
1. May 3, 2019	Western Carolina	. . 2 .	6	1	2-1	11-4	W, 25-4

CAREER HOME RUNS

* – Leadoff ITP – Inside-the-Park GS – Grand Slam

MULTIPLE HIT GAMES

	2020 SEASON					CAREER				
	2	3	4	5+	Total	2	3	4	5+	Total
A. Wilhite	1	-	-	-	1	37	11	2	-	50
Colin Hall	2	-	-	-	2	28	8	3	-	38
Guldborg	2	2	-	-	4	23	6	2	-	31
Waddell	2	-	-	-	2	25	4	2	-	30
Radcliff	1	-	-	-	1	8	2	2	-	12
Webb	2	-	-	-	2	5	2	1	-	8
Compton	1	-	1	-	2	1	-	1	-	2
Jenkins	1	-	-	-	1	1	-	-	-	1
Holland	1	-	-	-	1	1	-	-	-	1
Reid	1	-	-	-	1	1	-	-	-	1
Gonzalez	-	1	-	-	1	-	1	-	-	1

MULTIPLE RBI GAMES

	2020 SEASON					CAREER				
	2	3	4	5+	Total	2	3	4	5+	Total
A. Wilhite	-	-	-	-	-	16	4	2	1	23
Colin Hall	-	-	-	-	-	13	3	-	1	17
Radcliff	-	2	-	-	2	6	7	-	2	15
Guldborg	1	-	-	-	1	5	5	-	-	10
Waddell	1	-	-	-	1	8	1	-	-	8
Webb	1	-	-	-	1	2	2	-	-	4
Taylor	-	-	-	-	-	-	1	-	-	1
Reid	-	1	-	-	1	-	1	-	-	1

CAREER WALK-OFF HITS

Player (Date)	Play	Inn.	Final
A. Wilhite vs. Radford (5/4/18)	Ground-rule double	B9	6-5
Radcliff vs. Radford (5/5/18)	Three-run home run	B10	11-8
M. Guldborg vs. #9 UNC (4/6/19)	Sacrifice fly	B9	11-10

STARTERS

STARTING PITCHER RECORDS

PITCHER	2020 STARTS	2020	CAREER
Luke Bartnicki	1	0-0	0-0
Jake Brace	1	0-0	0-0
Hugh Chapman	-	-	0-1
Jonathan Hughes	2	2-0	6-3
Cort Roedig	2	1-1	3-4
Zach Maxwell	2	1-0	1-0

* CAREER RECORD IS RECORD AS A STARTER (NOT OVERALL)

STARTING PITCHER STATS

PITCHER	STARTS	IP	W-L	ERA
Zach Maxwell	2	9.0	1-0	1.00
Jonathan Hughes	2	10.2	2-0	3.38
Luke Bartnicki	1	4.0	0-0	2.25
Cort Roedig	2	9.2	1-1	4.66

* STATS AS A STARTER IN 2020 (NOT OVERALL)

STARTING PITCHERS GAME-BY-GAME

PITCHER	DATE	OPPONENT	DEC.	IP	H	R	ER	BB	SO	NP	SCORE	FINAL
											W/LEFT	SCORE
Zach Maxwell	2/14	St. Peter's	ND	4.0	1	0	0	4	5	73	6-0	6-0
Jonathan Hughes	2/15	Cincinnati	W	5.0	5	1	1	0	2	64	6-1	6-4
Cort Roedig	2/16	St. John's	L	3.2	4	6	4	2	6	75	0-6	1-11
Luke Bartnicki	2/18	Ga. Southern	ND	4.0	3	2	1	3	3	82	1-2	4-3
Jonathan Hughes	2/21	Ohio State	W	5.4	4	4	3	3	5	85	11-3	12-4
Cort Roedig	2/22	Ohio State	W	6.0	1	1	1	3	6	91	4-1	5-2
Zach Maxwell	2/23	Ohio State	W	5.0	1	1	1	3	8	75	7-1	12-2

BULLPEN GAME-BY-GAME

OPPONENT	DATE	W-L-S	PITCHERS	INN.	IP	H	R-ER	BB-SO
St. Peter's	2/14	W	Smith (W), Westbrook, King	5th	5.0	2	0-0	1-7
Cincinnati	2/15	S	Archer (S)	6th	4.0	2	3-1	2-7
St. John's	2/16		Arnold, Crawford, Finley, Siegel, Chapman, Coquillard	4th	5.2	9	5-5	3-6
Ga. Southern	2/18	W	Smith, Chapman, Crawford (W)	5th	5.0	3	1-0	1-4
Ohio State	2/21		Finley, Westbrook, King	6th	3.1	0	0-0	2-6
Ohio State	2/22	S	Archer (S)	7th	3.0	0	1-0	0-3
Ohio State	2/23		Smith, Chapman, Siegel, Brace	6th	4.0	3	1-1	1-0

OUT OF THE BULLPEN *

PITCHER	W-L-S	APP	ERA	IP	H	R	ER	BB	K	B/AVG.
Dalton Smith	1-0-0	3	0.00	6.1	6	1	0	1	8	.261
Brody Westbrook	0-0-0	2	0.00	3.0	0	0	0	2	6	.000
Hugh Chapman	0-0-0	3	0.00	2.1	2	0	0	1	2	.222
Ben King	0-0-0	2	0.00	2.0	1	0	0	1	1	.167
Sam Crawford	1-0-0	2	0.00	2.0	1	0	0	1	4	.143
Jackson Arnold	0-0-0	1	0.00	1.2	1	0	0	1	2	.167
Josiah Siegel	0-0-0	2	0.00	1.2	1	0	0	1	2	.143
Andy Archer	0-0-2	2	1.29	7.0	2	4	1	2	10	.091
Will Coquillard	0-0-0	1	9.00	1.0	2	1	1	0	0	.400
Jake Brace	0-0-0	1	9.00	1.0	0	1	1	1	0	.000
Jackson Finley	0-0-0	2	21.60	1.2	3	4	4	0	5	.333

* DOES NOT INCLUDE STARTS

BULLPEN

SAVE OPPORTUNITIES

PITCHER	2020	CAREER
Andy Archer	2/2	3/3
Luke Bartnicki	-	1/1
Jonathan Hughes	-	1/6

INHERITED RUNNERS

PITCHER	2020	CAREER
Andy Archer	-	10/5
Jackson Arnold	1/1	1/1
Luke Bartnicki	-	27/8
Jake Brace	-	3/1
Hugh Chapman	2/0	14/2
Sam Crawford	3/0	3/0
Jackson Finley	2/2	2/2
Jonathan Hughes	-	18/5
Brant Hurter	-	3/0
Joseph Mannelly	-	8/1
Josiah Siegel	2/2	2/2
Cameron Turley	-	0/0

GAME-BY-GAME RESULTS

PITCHER OF RECORD								
DATE	OPPONENT	W-L	SCORE	ATT.	GT PITCHER	OPP. PITCHER	RECORD	NOTES
2/14	St. Peter's	W	6-0	1,039	Dalton Smith	Ian Concevitch	1-0	All-freshman battery (four arms) pitch shutout, Maxwell throws 4.0 IP; Compton homers
2/15	Cincinnati	W	6-4	1,366	Jonathan Hughes	Nathan Kroger	2-0	Hughes and Archer punch out 9; Archer save; Guldberg 3 H, Webb 2 H
2/16	St. John's	L	1-11	880	Cort Roedig	Ian Murphy	2-1	Three errors leads to two three-run innings; held to 5 hits, Colin Hall RBI sac fly
2/18	Georgia Southern	W	4-3	737	Sam Crawford	Hayden Harris	3-1	Comeback win; two runs in top-ninth for win; Dalton deals middle IP; Crawford closes
2/21	Ohio State	W	12-4	1,093	Jonathan Hughes	Garrett Burhenn	4-1	Jumped out early, won end-to-end; Radcliff homer; Hitless bullpen relief
2/22	Ohio State	W	5-2	1,586	Cort Roedig	Seth Lonsway	5-1	Roedig 1-hits 6.0 IP; Archer save; Take lead on dropped fly by CF (Baron hit)
2/23	Ohio State	W	12-2	1,194	Zach Maxwell	Griffan Smith	6-1	Maxwell fans 8, allows hit and run; Reid homers twice, Radcliff once; Wilhite once

[] game in doubleheader

() extra inning game

* ACC games

Children's Healthcare of Atlanta Spring Classic (Coolray Field)

@ ACC Tournament

^ NCAA Tournament

2020 OVERALL SEASON STATISTICS

RECORD: 6-1 HOME: 5-1 AWAY: 1-0 NEUTRAL: 0-0 ACC: 0-0

Player	avg	gp-gs	ab	r	h	2b	3b	hr	rbi	tb	slg%	bb	hp	so	gdp	ob%	sf	sh	sb-att	po	a	e	fld%
Michael Guldberg	.565	7-7	23	7	13	3	0	0	5	16	.696	2	4	0	0	.633	1	1	1-1	9	0	0	1.000
Drew Compton	.364	7-7	22	8	8	2	0	2	3	16	.727	7	0	8	0	.517	0	0	0-0	43	6	0	1.000
Tres Gonzalez	.364	6-1	11	2	4	1	0	0	2	5	.455	0	1	3	0	.417	0	0	0-0	0	0	0	.000
Andrew Jenkins	.364	4-4	11	1	4	1	0	0	1	5	.455	0	1	3	0	.385	1	0	0-0	0	0	0	.000
Stephen Reid	.333	6-2	12	2	4	0	0	2	4	10	.833	1	0	3	0	.385	0	0	0-0	0	0	0	.000
Luke Waddell	.320	7-7	25	5	8	1	1	0	3	11	.440	4	1	4	0	.433	0	0	0-0	6	24	2	.938
Jackson Webb	.263	7-7	19	3	5	0	0	0	4	5	.263	4	0	3	0	.346	3	1	1-2	3	10	4	.765
Austin Wilhite	.261	7-7	23	7	6	2	0	1	3	11	.478	1	0	7	0	.292	0	0	0-0	14	12	0	1.000
Baron Radcliff	.240	7-7	25	5	6	1	1	2	8	15	.600	5	0	9	0	.367	0	0	0-0	14	0	1	.933
Colin Hall	.217	7-7	23	4	5	2	0	0	3	7	.304	3	0	8	0	.286	2	0	0-0	9	1	1	.909
Jake Holland	.200	7-7	20	1	4	3	0	0	2	7	.350	1	1	8	1	.261	1	0	0-0	63	4	1	.985

John Giesler	1.000	1-0	1	0	1	0	0	0	0	1	1.000	0	0	0	0	1.000	0	0	0-0	0	2	0	1.000
Jadyn Jackson	.333	4-0	3	0	1	0	0	0	0	1	.333	2	0	2	0	.600	0	0	0-0	2	4	0	1.000
Charlie Benson	.000	4-0	6	0	0	0	0	0	0	0	.000	0	0	1	1	.000	0	0	0-0	2	4	0	1.000
Paxton Rigby	.000	3-0	3	0	0	0	0	0	0	0	.000	0	0	2	0	.000	0	0	0-0	8	0	0	1.000
Jackson Finley	.000	1-0	1	0	0	0	0	0	0	0	.000	0	0	1	0	.000	0	0	0-0	0	0	0	.000
Will Coquillard	.000	1-0	1	0	0	0	0	0	0	0	.000	0	0	1	0	.000	0	0	0-0	0	0	0	.000
Cameron Turley	.000	3-0	1	1	0	0	0	0	0	0	.000	1	0	0	0	.500	0	0	0-0	7	0	0	1.000
Jamie Taylor	.000	2-0	1	0	0	0	0	0	0	0	.000	0	0	0	0	.000	0	0	0-0	5	0	0	1.000
Totals	.299	7	231	46	69	16	2	7	38	110	.476	31	8	63	2	.388	8	2	2-3	189	74	10	.963
Opponents	.176	7	216	26	38	7	2	2	17	55	.255	29	10	74	4	.298	3	4	3-7	174	58	6	.975

LOB - Team (60), Opp (47). DPs turned - Team (6), Opp (2). IBB - Team (0), Opp (1). Picked off - Jenkins, A 1.

(All games Sorted by Earned run avg)

Player	era	w-l	app	gs	cg	sho	sv	ip	h	r	er	bb	so	2b	3b	hr	b/avg	wp	hp	bk	sfa	sha
Dalton Smith	0.00	1-0	3	0	0	0/1	0	6.1	6	1	0	1	8	2	0	0	.261	2	0	0	0	2
Zach Maxwell	1.00	1-0	2	2	0	0/1	0	9.0	2	1	1	7	13	0	0	0	.069	2	2	0	0	0
Andy Archer	1.29	0-0	2	0	0	0/0	2	7.0	2	4	1	2	10	1	0	0	.091	0	1	0	2	0
Jonathan Hughes	3.38	2-0	2	2	0	0/0	0	10.2	9	5	4	3	7	1	2	1	.237	1	1	0	1	0
Cort Roedig	4.66	1-1	2	2	0	0/0	0	9.2	5	7	5	5	12	1	0	0	.161	2	3	0	0	1

Brody Westbrooks	0.00	0-0	2	0	0	0/1	0	3.0	0	0	0	2	5	0	0	0	.000	0	0	0	0	0
Hugh Chapman	0.00	0-0	3	0	0	0/0	0	2.1	2	0	0	1	2	0	0	0	.222	0	0	0	0	0
Ben King	0.00	0-0	2	0	0	0/1	0	2.0	1	0	0	1	1	0	0	0	.167	0	1	0	0	0
Sam Crawford	0.00	1-0	2	0	0	0/0	0	2.0	1	0	0	1	4	0	0	0	.143	0	0	0	0	0
Josiah Siegel	0.00	0-0	2	0	0	0/0	0	1.2	1	0	0	1	2	0	0	0	.143	0	0	0	0	0
Jackson Arnold	0.00	0-0	1	0	0	0/0	0	1.2	1	0	0	1	2	0	0	0	.167	0	0	0	0	0
Luke Bartnicki	2.25	0-0	1	1	0	0/0	0	4.0	3	2	1	3	3	1	0	0	.231	0	1	0	0	1
Jake Brace	9.00	0-0	1	0	0	0/0	0	1.0	0	1	1	1	0	0	0	0	.000	1	0	0	0	0
Will Coquillard	9.00	0-0	1	0	0	0/0	0	1.0	2	1	1	0	0	1	0	0	.400	0	0	0	0	0
Jackson Finley	21.60	0-0	2	0	0	0/0	0	1.2	3	4	4	0	5	0	0	1	.333	2	1	0	0	0
Totals	2.57	6-1	7	7	0	1/1	2	63.0	38	26	18	29	74	7	2	2	.176	10	10	0	3	4
Opponents	5.90	1-6	7	7	0	0/0	0	58.0	69	46	38	31	63	16	2	7	.299	7	8	2	8	2

PB - Team (3), Holland, J 3, Opp (2). Pickoffs - Team (0), Opp (1). SBA/ATT - Holland, J (3-6), Roedig, C (0-2), Hughes, J (1-2), Chapman, H (1-1), Smith, Dal (1-1), Archer, A (0-1).

STARTING LINEUPS BY BATTING ORDER

Date	Opponent	No. (Time)	Record	1	2	3	4	5	6	7	8	9
2/14	St. Peter's	1 (1)	1-0	Waddell	Guldborg	Radcliff	Hall	Compton	Jenkins	Webb	Holland	Wilhite
2/15	Cincinnati	2 (2)	2-0	Waddell	Guldborg	Radcliff	Hall	Compton	Jenkins	Webb	Holland	Wilhite
2/16	St. John's	3 (3)	2-1	Waddell	Guldborg	Radcliff	Hall	Compton	Jenkins	Webb	Holland	Wilhite
2/18	Georgia Southern	4 (1)	3-1	Waddell	Hall	Guldborg	Radcliff	Compton	Jenkins	Webb	Holland	Wilhite
2/21	Ohio State	5 (1)	4-1	Waddell	Hall	Guldborg	Radcliff	Compton	Gonzalez	Webb	Holland	Wilhite
2/22	Ohio State	6 (1)	5-1	Waddell	Hall	Guldborg	Radcliff	Compton	Reid	Webb	Holland	Wilhite
2/23	Ohio State	7 (2)	6-1	Waddell	Hall	Guldborg	Radcliff	Compton	Reid	Webb	Holland	Wilhite

[] game in doubleheader

* ACC games

Children's Healthcare of Atlanta Spring Classic (Coolray Field)

@ ACC Tournament

^ NCAA Tournament

STARTING LINEUPS BY POSITION

Date	Opponent	No. (Time)	Record	C	1B	2B	3B	SS	LF	CF	RF	DH
2/14	St. Peter's	1 (1)	1-0	Holland	Compton	Wilhite	Webb	Waddell	Guldborg	Hall	Radcliff	Jenkins
2/15	Cincinnati	2 (2)	2-0	Holland	Compton	Wilhite	Webb	Waddell	Guldborg	Hall	Radcliff	Jenkins
2/16	St. John's	3 (3)	2-1	Holland	Compton	Wilhite	Webb	Waddell	Guldborg	Hall	Radcliff	Jenkins
2/18	Georgia Southern	4 (4)	3-1	Holland	Compton	Wilhite	Webb	Waddell	Guldborg	Hall	Radcliff	Jenkins
2/21	Ohio State	5 (1)	4-1	Holland	Compton	Wilhite	Webb	Waddell	Guldborg	Hall	Radcliff	Gonzalez
2/22	Ohio State	6 (1)	5-1	Holland	Compton	Wilhite	Webb	Waddell	Guldborg	Hall	Radcliff	Reid
2/23	Ohio State	7 (2)	6-1	Holland	Compton	Wilhite	Webb	Waddell	Guldborg	Hall	Radcliff	Reid

[] game in doubleheader

* ACC games

Children's Healthcare of Atlanta Spring Classic (Coolray Field)

@ ACC Tournament

^ NCAA Tournament

2020 GEORGIA TECH BASEBALL ROSTERS

No.	Name	Position	B/T	Height	Weight	Year	Hometown/High School
1	Tres Gonzalez	OF	L/L	6-0	168	Fr.	Sandy Springs, Ga./Mount Vernon Presbyterian
2	Dalton Smith	LHP	R/L	6-1	206	Fr.	Valdosta, Ga./Lowndes HS
4	Harrison Thiel	"teal" SS/2B	R/R	6-0	180	Fr.	Parrish, Fla./Palmetto HS
5	Colin Hall	OF	L/R	5-11	182	Jr.	Alpharetta, Ga./Wesleyan School
6	Michael Guldberg	"goold-berg" INF/OF	R/R	6-0	171	Jr.	Marietta, Ga./Walton
7	Luke Waddell	"wah-dell" INF	L/R	5-9	180	Jr.	Loveland, Ohio/Loveland
8	Jonathan Hughes	RHP	R/R	6-2	196	R-Sr.	Flowery Branch, Ga./Flowery Branch
9	Charlie Benson	INF	S/R	5-11	177	So.	Alpharetta, Ga./Marist
10	Andrew Jenkins	3B	R/R	6-0	225	Fr.	Atlanta, Ga./Pace Academy
11	Jake Holland	C	R/R	6-3	214	Fr.	Clermont, Fla./Montverde Academy
12	Jackson Finley	RHP	R/R	6-3	217	Fr.	Richmond Hill, Ga./Richmond Hill HS
14	Austin Wilhite	"will-height" INF	R/R	5-9	172	Sr.	Buford, Ga./Buford
15	Hugh Chapman	RHP	R/R	6-3	205	Jr.	Smyrna, Ga./Holy Innocents' Episcopal
16	Will Coquillard	"coke-lee-ard" RHP	L/R	6-8	236	Fr.	Pacific Palisades, Calif./Palisades Charter
18	Cameron Turley	C/RHP	R/R	6-4	204	Jr.	Dacula, Ga./Mill Creek
19	Cort Roedig	"row-dig" RHP	R/R	6-2	199	So.	Orlando, Fla./Dr. Phillips
20	Jamie Taylor	C/RHP	R/R	6-1	208	Jr.	Johns Creek, Ga./Marist School
21	Brant Hurter	LHP	L/L	6-6	252	Jr.	Canton, Ga./Woodstock
22	Baron Radcliff	"bare-n" OF	L/R	6-4	228	Jr.	Norcross, Ga./Norcross
23	Stephen Reid	OF	R/R	6-1	218	Fr.	Berkeley Heights, N.J./Governor Livingston
24	Brody Westbrook	RHP	R/R	6-3	201	Fr.	Cumming, Ga./North Forsyth HS
25	Drew Compton	3B	S/R	6-2	212	Fr.	Berkeley Heights, N.J./Governor Livingston
26	Paxton Rigby	OF/1B	L/R	6-3	208	Sr.	Altamonte Springs, Fla./Lake Brantley
27	Luke Bartnicki	LHP	L/L	6-3	232	So.	Marietta, Ga./Walton
29	Jackson Arnold	RHP	R/R	6-0	183	Fr.	Auburn, Ala./Auburn HS
32	Joseph Mannelly	"man-e-lee" LHP	L/L	6-3	219	R-So.	Atlanta, Ga./Marist School
35	Jackson Webb	INF	S/R	6-0	173	R-Sr.	Roswell, Ga./Johnson Ferry Christian (UCF)
36	Sam Crawford	LHP	L/L	6-2	213	Jr.	Raleigh, N.C./St. David's
39	Jake Brace	RHP	R/R	5-11	198	Jr.	Suwanee, Ga./North Gwinnett
40	John Giesler	"geese-ler" SS/UT	R/R	6-3	202	Fr.	Marietta, Ga./Walton HS
41	Zach Maxwell	RHP	R/R	6-6	271	Fr.	Acworth, Ga./North Paulding HS
42	Jadyn Jackson	"jay-den" INF/SS	R/R	6-0	180	Fr.	Sugar Hill, Ga./Lanier HS
45	Andy Archer	RHP	R/R	6-4	192	R-Jr.	Duluth, Ga./Wesleyan School
46	Ben King	RHP	R/R	6-3	220	Fr.	Calhoun, Ga./Calhoun
48	Josiah Siegel	"sea-gul" LHP	L/L	6-1	196	Fr.	Woodstock, Ga./Woodstock HS

COACHES & STAFF

Head Coach:	17 Danny Hall (Miami, Ohio '77), 27th year at Tech
Assistant Coach/Pitching:	30 Danny Borrell (Wake Forest '09), 1st year
Assistant Coach/Hitting:	13 James Ramsey (Florida State '12), 2nd year
Volunteer Assistant Coach:	31 Dan Jaffe (Pacific '14), 2nd year
Director of Baseball Operations:	Nick Scherer (Georgia Tech, '07), 13th year
Athletic Trainer:	Paul Wolkoff (Georgia Tech, '93), 12th year
Strength & Conditioning:	Steve Tamborra (Florida State '94), 21st year
Equipment Manager:	David McDaniel (Liberty, '09), 5th year

ALPHABETICAL

No.	Name
45	Andy Archer
29	Jackson Arnold
27	Luke Bartnicki
9	Charlie Benson
39	Jake Brace
15	Hugh Chapman
25	Drew Compton
16	Will Coquillard
36	Sam Crawford
12	Jackson Finley
40	John Giesler
1	Tres Gonzalez
6	Michael Guldberg
5	Colin Hall
8	Jonathan Hughes
21	Brant Hurter
42	Jadyn Jackson
10	Andrew Jenkins
46	Ben King
32	Joseph Mannelly
41	Zach Maxwell
22	Baron Radcliff
23	Stephen Reid
26	Paxton Rigby
19	Cort Roedig
48	Josiah Siegel
2	Dalton Smith
20	Jamie Taylor
4	Harrison Thiel
18	Cameron Turley
7	Luke Waddell
35	Jackson Webb
24	Brody Westbrook
14	Austin Wilhite

BY STATE

Georgia (25)

Andy Archer	Duluth
Luke Bartnicki	Marietta
Charlie Benson	Alpharetta
Jake Brace	Suwanee
Hugh Chapman	Smyrna
Jackson Finley	Richmond Hill
John Giesler	Marietta
Tres Gonzalez	Sandy Springs
Michael Guldberg	Marietta
Colin Hall	Alpharetta
Jonathan Hughes	Flowery Branch
Brant Hurter	Canton
Jadyn Jackson	Sugar Hill
Andrew Jenkins	Atlanta
Ben King	Calhoun

Joseph Mannelly	Atlanta
Zach Maxwell	Acworth
Baron Radcliff	Norcross
Josiah Siegel	Woodstock
Dalton Smith	Valdosta
Jamie Taylor	Johns Creek
Cameron Turley	Dacula
Jackson Webb	Roswell
Brody Westbrook	Cumming
Austin Wilhite	Buford

Alabama (1)

Jackson Arnold	Auburn
----------------	--------

Florida (4)

Jake Holland	Clermont
Paxton Rigby	Altamonte Springs
Cort Roedig	Orlando
Harrison Thiel	Parrish

New Jersey (2)

Drew Compton	Berkeley Heights
Stephen Reid	Berkeley Heights

California (1)

Will Coquillard	Pacific Palisades
-----------------	-------------------

North Carolina (1)

Sam Crawford	Raleigh
--------------	---------

Ohio (1)

Luke Waddell	Loveland
--------------	----------

BY CLASS

Seniors (4): Hughes*, Rigby, Webb*, A. Wilhite

Juniors (11): Archer*, Brace, Chapman, Crawford, Guldberg, Co. Hall, Hurter, Radcliff, Taylor, Turley, Waddell

Sophomores (4): Bartnicki, Benson, Mannelly*, Roedig

Freshman (17): Arnold, Compton, Coquillard, Finley, Giesler, Gonzalez, Holland, Sorrow III, Jackson, Jenkins, King, Maxwell, Reid, Siegel, Smith, Thiel, Westbrook

* redshirt



#1 Tres Gonzalez
 OF • L/L • 6-0 • 168
 Freshman



#2 Dalton Smith
 LHP • R/L • 6-1 • 206
 Freshman



#3 Harrison Thiel
 INF • R/R • 6-0 • 180
 Freshman



#5 Colin Hall
 OF • L/R • 5-11 • 182
 Junior



#6 Michael Guldborg
 INF/OF • R/R • 6-0 • 171
 Junior



#7 Luke Waddell
 INF • L/R • 5-9 • 180
 Junior



#8 Jonathan Hughes
 RHP • R/R • 6-2 • 196
 Redshirt Senior



#9 Charlie Benson
 INF • S/R • 5-11 • 177
 Sophomore



#10 Andrew Jenkins
 INF • R/R • 6-0 • 225
 Freshman



#11 Jake Holland
 C • R/R • 6-3 • 214
 Freshman



#12 Jackson Finley
 RHP • R/R • 6-3 • 217
 Freshman



#14 Austin Wilhite
 INF • R/R • 5-9 • 172
 Senior



#15 Hugh Chapman
 RHP • R/R • 6-3 • 205
 Junior



#16 Will Coquillard
 RHP • L/R • 6-3 • 236
 Freshman



#18 Cameron Turley
 C/RHP • R/R • 6-4 • 204
 Junior



#19 Cort Roedig
 RHP • R/R • 6-2 • 199
 Sophomore



#20 Jamie Taylor
 C/RHP • R/R • 6-1 • 208
 Junior



#21 Brant Hurter
 LHP • L/L • 6-6 • 252
 Junior



#22 Baron Radcliff
 OF • L/R • 6-4 • 228
 Junior



#23 Stephen Reid
 OF • R/R • 6-1 • 218
 Freshman



#24 Brody Westbrooks
 RHP • R/R • 6-3 • 201
 Freshman



#25 Drew Compton
 INF • S/R • 6-2 • 212
 Freshman



#26 Paxton Rigby
 OF/1B • L/R • 6-3 • 208
 Senior



#27 Luke Bartnicki
 LHP • L/L • 6-3 • 232
 Sophomore



#29 Jackson Arnold
 RHP • R/R • 6-0 • 183
 Freshman




#32 Joseph Mannelly
 LHP • L/L • 6-3 • 219
 Redshirt Sophomore



#35 Jackson Webb
 INF • S/R • 6-0 • 173
 Redshirt Senior



#36 Sam Crawford
 LHP • L/L • 6-2 • 213
 Junior



#39 Jake Brace
 RHP • R/R • 5-11 • 198
 Junior




#40 John Giesler
 SS/UT • S/R • 6-3 • 202
 Freshman



#41 Zach Maxwell
 RHP • R/R • 6-6 • 271
 Freshman



#42 Jady Jackson
 INF • R/R • 6-0 • 180
 Freshman



#45 Andy Archer
 RHP • R/R • 6-4 • 220
 Redshirt Junior



#46 Ben King
 RHP • R/R • 6-3 • 220
 Freshman



#48 Josiah Siegel
 LHP • L/L • 6-1 • 196
 Freshman



#17 Danny Hall
 Head Coach



#30 Danny Borrell
 Assistant Coach
 Pitching



#13 James Ramsey
 Assistant Coach
 Hitting



#31 Dan Jaffe
 Volunteer Assistant
 Coach

2020 Georgia Tech Baseball
Game Results for Georgia Tech (as of Feb 24, 2020)
(All games)

Date	Opponent	Score	Inns	Overall	ACC	Pitcher of record	Attend	Time
Feb 14, 2020	ST. PETER'S	w 6-0	9	1-0-0	0-0-0	Smith, Dal (W 1-0)	1039	2:43
Feb 15, 2020	CINCINNATI	w 6-4	9	2-0-0	0-0-0	Hughes, J (W 1-0)	1366	2:51
Feb 16, 2020	ST. JOHN'S	L 1-11	9	2-1-0	0-0-0	Roedig, C (L 0-1)	880	3:21
Feb 18, 2020	at Georgia Southern	w 4-3	9	3-1-0	0-0-0	Crawford, S (W 1-0)	737	3:06
Feb 21, 2020	OHIO STATE	w 12-4	9	4-1-0	0-0-0	Hughes, J (W 2-0)	1093	3:03
Feb 22, 2020	OHIO STATE	w 5-2	9	5-1-0	0-0-0	Roedig, C (W 1-1)	1586	2:28
Feb 23, 2020	OHIO STATE	w 12-2	9	6-1-0	0-0-0	Maxwell, Z (W 1-0)	1194	2:56

() extra inning game

2020 Georgia Tech Baseball
Overall Statistics for Georgia Tech (as of Feb 24, 2020)
(All games Sorted by Batting avg)

Record: 6-1 Home: 5-1 Away: 1-0 ACC: 0-0

Player	avg	gp-gs	ab	r	h	2b	3b	hr	rbi	tb	slg%	bb	hp	so	gdp	ob%	sf	sh	sb-att	po	a	e	fld%
Michael Guldborg	.565	7-7	23	7	13	3	0	0	5	16	.696	2	4	0	0	.633	1	1	1-1	9	0	0	1.000
Drew Compton	.364	7-7	22	8	8	2	0	2	3	16	.727	7	0	8	0	.517	0	0	0-0	43	6	0	1.000
Tres Gonzalez	.364	6-1	11	2	4	1	0	0	2	5	.455	0	1	3	0	.417	0	0	0-0	0	0	0	.000
Andrew Jenkins	.364	4-4	11	1	4	1	0	0	1	5	.455	0	1	3	0	.385	1	0	0-0	0	0	0	.000
Stephen Reid	.333	6-2	12	2	4	0	0	2	4	10	.833	1	0	3	0	.385	0	0	0-0	0	0	0	.000
Luke Waddell	.320	7-7	25	5	8	1	1	0	3	11	.440	4	1	4	0	.433	0	0	0-0	6	24	2	.938
Jackson Webb	.263	7-7	19	3	5	0	0	0	4	5	.263	4	0	3	0	.346	3	1	1-2	3	10	4	.765
Austin Wilhite	.261	7-7	23	7	6	2	0	1	3	11	.478	1	0	7	0	.292	0	0	0-0	14	12	0	1.000
Baron Radcliff	.240	7-7	25	5	6	1	1	2	8	15	.600	5	0	9	0	.367	0	0	0-0	14	0	1	.933
Colin Hall	.217	7-7	23	4	5	2	0	0	3	7	.304	3	0	8	0	.286	2	0	0-0	9	1	1	.909
Jake Holland	.200	7-7	20	1	4	3	0	0	2	7	.350	1	1	8	1	.261	1	0	0-0	63	4	1	.985

John Giesler	1.000	1-0	1	0	1	0	0	0	0	1	1.000	0	0	0	0	1.000	0	0	0-0	0	2	0	1.000
Jadyn Jackson	.333	4-0	3	0	1	0	0	0	0	1	.333	2	0	2	0	.600	0	0	0-0	2	4	0	1.000
Charlie Benson	.000	4-0	6	0	0	0	0	0	0	0	.000	0	0	1	1	.000	0	0	0-0	2	4	0	1.000
Paxton Rigby	.000	3-0	3	0	0	0	0	0	0	0	.000	0	0	2	0	.000	0	0	0-0	8	0	0	1.000
Jackson Finley	.000	1-0	1	0	0	0	0	0	0	0	.000	0	0	1	0	.000	0	0	0-0	0	0	0	.000
Will Coquillard	.000	1-0	1	0	0	0	0	0	0	0	.000	0	0	1	0	.000	0	0	0-0	0	0	0	.000
Cameron Turley	.000	3-0	1	1	0	0	0	0	0	0	.000	1	0	0	0	.500	0	0	0-0	7	0	0	1.000
Jamie Taylor	.000	2-0	1	0	0	0	0	0	0	0	.000	0	0	0	0	.000	0	0	0-0	5	0	0	1.000
Totals	.299	7	231	46	69	16	2	7	38	110	.476	31	8	63	2	.388	8	2	2-3	189	74	10	.963
Opponents	.176	7	216	26	38	7	2	2	17	55	.255	29	10	74	4	.298	3	4	3-7	174	58	6	.975

LOB - Team (60), Opp (47). DPs turned - Team (6), Opp (2). IBB - Team (0), Opp (1). Picked off - Jenkins, A 1.

(All games Sorted by Earned run avg)

Player	era	w-l	app	gs	cg	sho	sv	ip	h	r	er	bb	so	2b	3b	hr	b/avg	wp	hp	bk	sfa	sha
Dalton Smith	0.00	1-0	3	0	0	0/1	0	6.1	6	1	0	1	8	2	0	0	.261	2	0	0	0	2
Zach Maxwell	1.00	1-0	2	2	0	0/1	0	9.0	2	1	1	7	13	0	0	0	.069	2	2	0	0	0
Andy Archer	1.29	0-0	2	0	0	0/0	2	7.0	2	4	1	2	10	1	0	0	.091	0	1	0	2	0
Jonathan Hughes	3.38	2-0	2	2	0	0/0	0	10.2	9	5	4	3	7	1	2	1	.237	1	1	0	1	0
Cort Roedig	4.66	1-1	2	2	0	0/0	0	9.2	5	7	5	5	12	1	0	0	.161	2	3	0	0	1

Brody Westbrooks	0.00	0-0	2	0	0	0/1	0	3.0	0	0	0	2	5	0	0	0	.000	0	0	0	0	0
Hugh Chapman	0.00	0-0	3	0	0	0/0	0	2.1	2	0	0	1	2	0	0	0	.222	0	0	0	0	0
Ben King	0.00	0-0	2	0	0	0/1	0	2.0	1	0	0	1	1	0	0	0	.167	0	1	0	0	0
Sam Crawford	0.00	1-0	2	0	0	0/0	0	2.0	1	0	0	1	4	0	0	0	.143	0	0	0	0	0
Josiah Siegel	0.00	0-0	2	0	0	0/0	0	1.2	1	0	0	1	2	0	0	0	.143	0	0	0	0	0
Jackson Arnold	0.00	0-0	1	0	0	0/0	0	1.2	1	0	0	1	2	0	0	0	.167	0	0	0	0	0
Luke Bartnicki	2.25	0-0	1	1	0	0/0	0	4.0	3	2	1	3	3	1	0	0	.231	0	1	0	0	1
Jake Brace	9.00	0-0	1	0	0	0/0	0	1.0	0	1	1	1	0	0	0	0	.000	1	0	0	0	0
Will Coquillard	9.00	0-0	1	0	0	0/0	0	1.0	2	1	1	0	0	1	0	0	.400	0	0	0	0	0
Jackson Finley	21.60	0-0	2	0	0	0/0	0	1.2	3	4	4	0	5	0	0	1	.333	2	1	0	0	0
Totals	2.57	6-1	7	7	0	1/1	2	63.0	38	26	18	29	74	7	2	2	.176	10	10	0	3	4
Opponents	5.90	1-6	7	7	0	0/0	0	58.0	69	46	38	31	63	16	2	7	.299	7	8	2	8	2

PB - Team (3), Holland, J 3, Opp (2). Pickoffs - Team (0), Opp (1). SBA/ATT - Holland, J (3-6), Roedig, C (0-2), Hughes, J (1-2), Chapman, H (1-1), Smith, Dal (1-1), Archer, A (0-1).

2020 Georgia Tech Baseball
Overall Statistics for Georgia Tech (as of Feb 24, 2020)
(All games Sorted by Fielding pct)

Player	c	po	a	e	fld%	dp	sba	csb	sba%	pb	ci
Drew Compton	49	43	6	0	1.000	5	0	0	.000	0	0
Austin Wilhite	26	14	12	0	1.000	4	0	0	.000	0	0
Michael Guldberg	9	9	0	0	1.000	0	0	0	.000	0	0
Paxton Rigby	8	8	0	0	1.000	1	0	0	.000	0	0
Cameron Turley	7	7	0	0	1.000	0	0	0	.000	0	0
Charlie Benson	6	2	4	0	1.000	2	0	0	.000	0	0
Jadyn Jackson	6	2	4	0	1.000	1	0	0	.000	0	0
Jamie Taylor	5	5	0	0	1.000	0	0	0	.000	0	0
Dalton Smith	3	1	2	0	1.000	1	1	0	1.000	0	0
Jonathan Hughes	2	0	2	0	1.000	0	1	1	.500	0	0
Luke Bartnicki	2	0	2	0	1.000	0	0	0	.000	0	0
John Giesler	2	0	2	0	1.000	0	0	0	.000	0	0
Ben King	1	1	0	0	1.000	1	0	0	.000	0	0
Zach Maxwell	1	0	1	0	1.000	0	0	0	.000	0	0
Jake Holland	68	63	4	1	.985	0	3	3	.500	3	0
Luke Waddell	32	6	24	2	.938	3	0	0	.000	0	0
Baron Radcliff	15	14	0	1	.933	0	0	0	.000	0	0
Colin Hall	11	9	1	1	.909	0	0	0	.000	0	0
Jackson Webb	17	3	10	4	.765	1	0	0	.000	0	0
Cort Roedig	3	2	0	1	.667	0	0	2	.000	0	0
Will Coquillard	0	0	0	0	.000	0	0	0	.000	0	0
Josiah Siegel	0	0	0	0	.000	0	0	0	.000	0	0
Jackson Arnold	0	0	0	0	.000	0	0	0	.000	0	0
Andy Archer	0	0	0	0	.000	0	0	1	.000	0	0
Hugh Chapman	0	0	0	0	.000	0	1	0	1.000	0	0
Brody Westbrook	0	0	0	0	.000	0	0	0	.000	0	0
Andrew Jenkins	0	0	0	0	.000	0	0	0	.000	0	0
Sam Crawford	0	0	0	0	.000	0	0	0	.000	0	0
Stephen Reid	0	0	0	0	.000	0	0	0	.000	0	0
Jackson Finley	0	0	0	0	.000	0	0	0	.000	0	0
Tres Gonzalez	0	0	0	0	.000	0	0	0	.000	0	0
Jake Brace	0	0	0	0	.000	0	0	0	.000	0	0
Totals	273	189	74	10	.963	6	3	4	.429	3	0
Opponents	238	174	58	6	.975	2	2	1	.667	2	0

Hitting minimums - 1 Games 1.5 AB/Game
Pitching minimums - 1 Games 0.8 IP/Game

2020 Georgia Tech Baseball
Games Summary for Georgia Tech (as of Feb 24, 2020)
(All games)

Score by innings	1	2	3	4	5	6	7	8	9	Total
Georgia Tech	4	5	11	6	6	4	6	2	2	46
Opponents	1	4	6	1	1	3	5	3	2	26

Record when ...

Overall	6-1	After 6 leading	5-0
Conference	0-0 trailing	1-1
Non-Conference	6-1 tied	0-0
Home games	5-1	After 7 leading	5-0
Away games	1-0 trailing	1-1
Neutral site	0-0 tied	0-0
Day games	5-1	After 8 leading	5-0
Night games	1-0 trailing	1-1
vs Left starter	2-0 tied	0-0
vs Right starter	4-1		
1-Run games	1-0	Hit 0 home runs	3-1
2-Run games	1-0	... 1 home run	1-0
5+Run games	3-1	... 2+ home runs	2-0
Extra innings	0-0		
Shutouts	1-0	Opponent 0 home runs	5-0
	 1 home run	1-1
Scoring 0-2 runs	0-1 2+ HRs	0-0
..... 3-5 runs	2-0		
..... 6-9 runs	2-0	Made 0 errors	2-0
..... 10+ runs	2-0 1 error	1-0
	 2+ errors	3-1
Opponent 0-2 runs	3-0		
..... 3-5 runs	3-0	Opp. made 0 errors	1-1
..... 6-9 runs	0-0 1 error	4-0
..... 10+ runs	0-1 2+ errors	1-0
Scored in 1st inning	2-0	Out-hit opponent	6-0
Opp. scored in 1st	1-0	Out-hit by opponent	0-1
Scores first	3-0	Hits are tied	0-0
Opp. scores first	3-1		

Record when team scores:

Runs	0	1	2	3	4	5	6	7	8	9	10+
W-L	0-0	0-1	0-0	0-0	1-0	1-0	2-0	0-0	0-0	0-0	2-0

Record when opponent scores:

Runs	0	1	2	3	4	5	6	7	8	9	10+
W-L	1-0	0-0	2-0	1-0	2-0	0-0	0-0	0-0	0-0	0-0	0-1

Record when leading after:

Inn.	1	2	3	4	5	6	7	8
W-L	2-0	4-0	4-0	4-0	5-0	5-0	5-0	5-0

Record when trailing after:

Inn.	1	2	3	4	5	6	7	8
W-L	1-0	2-1	2-1	2-1	1-1	1-1	1-1	1-1

Record when tied after:

Inn.	1	2	3	4	5	6	7	8
W-L	3-1	0-0	0-0	0-0	0-0	0-0	0-0	0-0

Current winning streak: 4

Longest winning streak: 4

Longest losing streak: 1

Home attendance : 7158 (6 dates avg = 1193)

Away attendance : 737 (1 dates avg = 737)

Total attendance: 7895 (7 dates avg = 1127)

2020 Georgia Tech Baseball
Team Game-by-Game for Georgia Tech (as of Feb 24, 2020)
Batting (All games)

Date	Opponent	ab	r	h	rbi	2b	3b	hr	tb	bb	ibb	sb	cs	hbp	sac	sf	gdp	k	po	a	e	lob	avg
Feb 14	ST. PETER'S	27	6	8	6	1	1	1	14	6	0	0	0	1	1	3	0	0	27	11	0	8	.296
Feb 15	CINCINNATI	31	6	9	4	2	1	0	13	6	0	2	1	1	0	1	0	6	27	9	2	9	.293
Feb 16	ST. JOHN'S	30	1	5	1	3	0	0	8	4	0	0	0	0	0	1	0	13	27	10	3	7	.250
Feb 18	at Georgia Southern	35	4	10	4	3	0	0	13	4	0	0	0	0	0	1	0	10	27	11	2	9	.260
Feb 21	OHIO STATE	40	12	19	10	1	0	2	26	3	0	0	0	2	0	1	2	11	27	11	1	10	.313
Feb 22	OHIO STATE	29	5	4	2	1	0	0	5	3	0	0	0	3	1	0	0	15	27	12	2	7	.286
Feb 23	OHIO STATE	39	12	14	11	5	0	4	31	5	0	0	0	1	0	1	0	8	27	10	0	10	.299
Totals		231	46	69	38	16	2	7	110	31	0	2	1	8	2	8	2	63	189	74	10	60	.299

2020 Georgia Tech Baseball
Team Game-by-Game for Georgia Tech (as of Feb 24, 2020)
Pitching (All games)

Date	Opponent	ip	h	r	er	bb	so	2b	3b	hr	wp	bk	hbp	dp	ibb	score	w-l	sv	era
Feb 14	ST. PETER'S	9.0	3	0	0	5	12	0	0	0	0	0	1	2	0	6-0	1-0	0	0.00
Feb 15	CINCINNATI	9.0	7	4	2	2	9	1	2	0	1	0	2	0	0	6-4	2-0	1	1.00
Feb 16	ST. JOHN'S	9.0	13	11	9	5	12	2	0	1	2	0	3	0	0	1-11	2-1	1	3.67
Feb 18	at Georgia Southern	9.0	6	3	1	5	10	3	0	0	1	0	1	1	1	4-3	3-1	1	3.00
Feb 21	OHIO STATE	9.0	4	4	3	5	11	1	0	1	2	0	1	1	0	12-4	4-1	1	3.00
Feb 22	OHIO STATE	9.0	1	2	1	3	9	0	0	0	0	0	1	2	0	5-2	5-1	2	2.67
Feb 23	OHIO STATE	9.0	4	2	2	4	11	0	0	0	4	0	1	0	0	12-2	6-1	2	2.57
Totals		63.0	38	26	18	29	74	7	2	2	10	0	10	6	1	46-26	6-1	2	2.57

Record: 6-1 Home: 5-1 Away: 1-0 ACC: 0-0

Player	SEASON														CAREER													
	Avg	G-GS	AB	R	H	2B	3B	HR	RBI	BB	Hb	SO	Sb-Att	Avg	G-GS	AB	R	H	2B	3B	HR	RBI	BB	Hb	SO	Sb-Att		
Michael Guldberg	.565	7-7	23	7	13	3	0	0	5	2	4	0	1-1	.374	95-76	281	80	105	12	2	3	46	41	14	38	9-9		
Drew Compton	.364	7-7	22	8	8	2	0	2	3	7	0	8	0-0	.364	7-7	22	8	8	2	0	2	3	7	0	8	0-0		
Tres Gonzalez	.364	6-1	11	2	4	1	0	0	2	0	1	3	0-0	.364	6-1	11	2	4	1	0	0	2	0	1	3	0-0		
Andrew Jenkins	.364	4-4	11	1	4	1	0	0	1	0	1	3	0-0	.364	4-4	11	1	4	1	0	0	1	0	1	3	0-0		
Stephen Reid	.333	6-2	12	2	4	0	0	2	4	1	0	3	0-0	.333	6-2	12	2	4	0	0	2	4	1	0	3	0-0		
Luke Waddell	.320	7-7	25	5	8	1	1	0	3	4	1	4	0-0	.310	107-96	378	82	117	21	4	3	47	59	8	43	8-12		
Jackson Webb	.263	7-7	19	3	5	0	0	0	4	4	0	3	1-2	.306	54-42	144	29	44	5	2	1	23	32	2	31	14-17		
Austin Wilhite	.261	7-7	23	7	6	2	0	1	3	1	0	7	0-0	.282	180-179	652	112	184	40	4	9	90	83	7	181	16-21		
Baron Radcliff	.240	7-7	25	5	6	1	1	2	8	5	0	9	0-0	.232	103-71	297	53	69	13	1	18	64	57	0	121	6-6		
Colin Hall	.217	7-7	23	4	5	2	0	0	3	3	0	8	0-0	.292	125-120	448	69	131	29	1	6	68	45	3	95	7-9		
Jake Holland	.200	7-7	20	1	4	3	0	0	2	1	1	8	0-0	.200	7-7	20	1	4	3	0	0	2	1	1	8	0-0		

John Giesler	1.00	1-0	1	0	1	0	0	0	0	0	0	0	0-0	1.00	1-0	1	0	1	0	0	0	0	0	0	0	0-0		
Jadyn Jackson	.333	4-0	3	0	1	0	0	0	0	2	0	2	0-0	.333	4-0	3	0	1	0	0	0	0	2	0	2	0-0		
Charlie Benson	.000	4-0	6	0	0	0	0	0	0	0	0	1	0-0	.133	24-0	15	2	2	0	0	0	1	4	2	6	1-1		
Paxton Rigby	.000	3-0	3	0	0	0	0	0	0	0	0	2	0-0	.115	27-0	26	2	3	1	0	0	1	2	0	9	0-0		
Jackson Finley	.000	1-0	1	0	0	0	0	0	0	0	0	1	0-0	.000	1-0	1	0	0	0	0	0	0	0	0	1	0-0		
Will Coquillard	.000	1-0	1	0	0	0	0	0	0	0	0	1	0-0	.000	1-0	1	0	0	0	0	0	0	0	0	1	0-0		
Cameron Turley	.000	3-0	1	1	0	0	0	0	0	1	0	0	0-0	.091	23-2	11	3	1	0	0	0	2	6	0	7	0-0		
Jamie Taylor	.000	2-0	1	0	0	0	0	0	0	0	0	0	0-0	.174	23-1	23	1	4	0	1	0	3	1	0	8	0-0		
Totals	.299	7-7	231	46	69	16	2	7	38	31	8	63	2-3															
Opponents	.176	7-7	216	26	38	7	2	2	17	29	10	74	3-7															

(All games Sorted by Earned run avg)

[illegible]

2020 Georgia Tech Baseball
Career Summary for Georgia Tech
(All games Sorted by Fielding pct)

Player	SEASON										CAREER									
	CH	PO	A	E	Fld%	SBA	CSB	SBA%	PB	CI	Ch	PO	A	E	Fld%	SBA	CSB	SBA%	PB	CI
Drew Compton	49	43	6	0	1.000	0	0	.000	0	0	49	43	6	0	1.000	0	0	.000	0	0
Austin Wilhite	26	14	12	0	1.000	0	0	.000	0	0	812	305	469	38	.953	0	0	.000	0	0
Michael Guldberg	9	9	0	0	1.000	0	0	.000	0	0	93	87	4	2	.978	0	0	.000	0	0
Paxton Rigby	8	8	0	0	1.000	0	0	.000	0	0	24	22	2	0	1.000	0	0	.000	0	0
Cameron Turley	7	7	0	0	1.000	0	0	.000	0	0	48	45	3	0	1.000	3	1	.750	2	0
Jadyn Jackson	6	2	4	0	1.000	0	0	.000	0	0	6	2	4	0	1.000	0	0	.000	0	0
Charlie Benson	6	2	4	0	1.000	0	0	.000	0	0	19	9	9	1	.947	0	0	.000	0	0
Jamie Taylor	5	5	0	0	1.000	0	0	.000	0	0	40	37	3	0	1.000	2	0	1.000	1	0
Dalton Smith	3	1	2	0	1.000	1	0	1.000	0	0	3	1	2	0	1.000	1	0	1.000	0	0
John Giesler	2	0	2	0	1.000	0	0	.000	0	0	2	0	2	0	1.000	0	0	.000	0	0
Luke Bartnicki	2	0	2	0	1.000	0	0	.000	0	0	11	1	8	2	.818	4	1	.800	0	0
Jonathan Hughes	2	0	2	0	1.000	1	1	.500	0	0	28	8	19	1	.964	4	4	.500	0	0
Zach Maxwell	1	0	1	0	1.000	0	0	.000	0	0	1	0	1	0	1.000	0	0	.000	0	0
Ben King	1	1	0	0	1.000	0	0	.000	0	0	1	1	0	0	1.000	0	0	.000	0	0
Jake Holland	68	63	4	1	.985	3	3	.500	3	0	68	63	4	1	.985	3	3	.500	3	0
Luke Waddell	32	6	24	2	.938	0	0	.000	0	0	375	94	262	19	.949	0	0	.000	0	0
Baron Radcliff	15	14	0	1	.933	0	0	.000	0	0	141	133	3	5	.965	0	0	.000	0	0
Colin Hall	11	9	1	1	.909	0	0	.000	0	0	200	182	10	8	.960	0	0	.000	0	0
Jackson Webb	17	3	10	4	.765	0	0	.000	0	0	153	65	77	11	.928	0	0	.000	0	0
Cort Roedig	3	2	0	1	.667	0	2	.000	0	0	11	3	5	3	.727	4	4	.500	0	0
Jackson Finley	0	0	0	0	.000	0	0	.000	0	0	0	0	0	0	.000	0	0	.000	0	0
Will Coquillard	0	0	0	0	.000	0	0	.000	0	0	0	0	0	0	.000	0	0	.000	0	0
Jake Brace	0	0	0	0	.000	0	0	.000	0	0	1	0	1	0	1.000	1	0	1.000	0	0
Andy Archer	0	0	0	0	.000	0	1	.000	0	0	6	2	4	0	1.000	5	5	.500	0	0
Brody Westbrook	0	0	0	0	.000	0	0	.000	0	0	0	0	0	0	.000	0	0	.000	0	0
Hugh Chapman	0	0	0	0	.000	1	0	1.000	0	0	5	3	2	0	1.000	1	0	1.000	0	0
Andrew Jenkins	0	0	0	0	.000	0	0	.000	0	0	0	0	0	0	.000	0	0	.000	0	0
Stephen Reid	0	0	0	0	.000	0	0	.000	0	0	0	0	0	0	.000	0	0	.000	0	0
Sam Crawford	0	0	0	0	.000	0	0	.000	0	0	0	0	0	0	.000	0	0	.000	0	0
Josiah Siegel	0	0	0	0	.000	0	0	.000	0	0	0	0	0	0	.000	0	0	.000	0	0
Jackson Arnold	0	0	0	0	.000	0	0	.000	0	0	0	0	0	0	.000	0	0	.000	0	0
Tres Gonzalez	0	0	0	0	.000	0	0	.000	0	0	0	0	0	0	.000	0	0	.000	0	0
Totals	273	189	74	10	.963	3	4	.429	3	0										
Opponents	238	174	58	6	.975	2	1	.667	2	0										

2020 Georgia Tech Baseball
Individual Game-by-Game for Georgia Tech (as of Feb 24, 2020)

#45 Andy Archer - 2 appearances (All games)

Date	Opponent	GS	IP	H	R	ER	BB	SO	2B	3B	HR	WP	BK	HBP	IBB	Score	W-L	Sv	ERA	NP
Feb 15	CINCINNATI		4.0	2	3	1	2	7	1	0	0	0	0	1	0	6-4	0-0	1	2.25	69
Feb 22	OHIO STATE		3.0	0	1	0	0	3	0	0	0	0	0	0	0	5-2	0-0	2	1.29	33
Totals		0	7.0	2	4	1	2	10	1	0	0	0	0	1	0	11-6	0-0	2	1.29	-

#29 Jackson Arnold - 1 appearance (All games)

Date	Opponent	GS	IP	H	R	ER	BB	SO	2B	3B	HR	WP	BK	HBP	IBB	Score	W-L	Sv	ERA	NP
Feb 16	ST. JOHN'S		1.2	1	0	0	1	2	0	0	0	0	0	0	0	1-11	0-0	0	0.00	27
Totals		0	1.2	1	0	0	1	2	0	0	0	0	0	0	0	1-11	0-0	0	0.00	-

#27 Luke Bartnicki - 1 game (All games)

Date	Opponent	Pos	AB	R	H	RBI	2B	3B	HR	BB	SB	CS	HBP	SAC	SF	GDP	K	PO	A	E	Avg
Feb 18	at Georgia Souther	*p	0	0	0	0	0	0	0	0	0	0	0	0	0	0	0	0	2	0	.000
Totals		1gs	0	0	0	0	0	0	0	0	0	0	0	0	0	0	0	0	2	0	.000

On base pct. .000 • Slugging pct. .000

#27 Luke Bartnicki - 1 appearance (All games)

Date	Opponent	GS	IP	H	R	ER	BB	SO	2B	3B	HR	WP	BK	HBP	IBB	Score	W-L	Sv	ERA	NP
Feb 18	at Georgia Souther	*	4.0	3	2	1	3	3	1	0	0	0	0	1	0	4-3	0-0	0	2.25	82
Totals		1	4.0	3	2	1	3	3	1	0	0	0	0	1	0	4-3	0-0	0	2.25	-

#9 Charlie Benson - 4 games (All games)

Date	Opponent	Pos	AB	R	H	RBI	2B	3B	HR	BB	SB	CS	HBP	SAC	SF	GDP	K	PO	A	E	Avg
Feb 14	ST. PETER'S	ph/ss	1	0	0	0	0	0	0	0	0	0	0	0	0	0	0	1	1	0	.000
Feb 16	ST. JOHN'S	ph	1	0	0	0	0	0	0	0	0	0	0	0	0	0	1	0	0	0	.000
Feb 21	OHIO STATE	ph/ss	2	0	0	0	0	0	0	0	0	0	0	0	0	1	0	1	1	0	.000
Feb 23	OHIO STATE	ss	2	0	0	0	0	0	0	0	0	0	0	0	0	0	0	0	2	0	.000
Totals		0gs	6	0	0	0	0	0	0	0	0	0	0	0	0	1	1	2	4	0	.000

On base pct. .000 • Slugging pct. .000

#39 Jake Brace - 1 appearance (All games)

Date	Opponent	GS	IP	H	R	ER	BB	SO	2B	3B	HR	WP	BK	HBP	IBB	Score	W-L	Sv	ERA	NP
Feb 23	OHIO STATE		1.0	0	1	1	1	0	0	0	0	1	0	0	0	12-2	0-0	0	9.00	11
Totals		0	1.0	0	1	1	1	0	0	0	0	1	0	0	0	12-2	0-0	0	9.00	-

#15 Hugh Chapman - 3 appearances (All games)

Date	Opponent	GS	IP	H	R	ER	BB	SO	2B	3B	HR	WP	BK	HBP	IBB	Score	W-L	Sv	ERA	NP
Feb 16	ST. JOHN'S		1.0	1	0	0	0	0	0	0	0	0	0	0	0	1-11	0-0	0	0.00	11
Feb 18	at Georgia Souther		0.1	0	0	0	1	0	0	0	0	0	0	0	0	4-3	0-0	0	0.00	9
Feb 23	OHIO STATE		1.0	1	0	0	0	2	0	0	0	0	0	0	0	12-2	0-0	0	0.00	20
Totals		0	2.1	2	0	0	1	2	0	0	0	0	0	0	0	17-16	0-0	0	0.00	-

2020 Georgia Tech Baseball
Individual Game-by-Game for Georgia Tech (as of Feb 24, 2020)

#25 Drew Compton - 7 games (All games)

Date	Opponent	Pos	AB	R	H	RBI	2B	3B	HR	BB	SB	CS	HBP	SAC	SF	GDP	K	PO	A	E	Avg
Feb 14	ST. PETER'S	*1b	2	2	1	1	0	0	1	2	0	0	0	0	0	0	0	7	1	0	.500
Feb 15	CINCINNATI	*1b	2	1	1	0	0	0	0	2	0	0	0	0	0	0	0	5	0	0	.500
Feb 16	ST. JOHN'S	*1b	2	0	0	0	0	0	0	2	0	0	0	0	0	0	0	5	0	0	.333
Feb 18	at Georgia Souther	*1b	4	1	0	0	0	0	0	0	0	0	0	0	0	0	2	7	1	0	.200
Feb 21	OHIO STATE	*1b/3	5	2	4	1	0	0	1	0	0	0	0	0	0	0	1	6	3	0	.400
Feb 22	OHIO STATE	*1b	4	0	0	0	0	0	0	0	0	0	0	0	0	0	4	8	1	0	.316
Feb 23	OHIO STATE	*1b	3	2	2	1	2	0	0	1	0	0	0	0	0	0	1	5	0	0	.364
Totals		7gs	22	8	8	3	2	0	2	7	0	0	0	0	0	0	8	43	6	0	.364

On base pct. .517 • Slugging pct. .727

#16 Will Coquillard - 1 game (All games)

Date	Opponent	Pos	AB	R	H	RBI	2B	3B	HR	BB	SB	CS	HBP	SAC	SF	GDP	K	PO	A	E	Avg
Feb 23	OHIO STATE	ph	1	0	0	0	0	0	0	0	0	0	0	0	0	0	1	0	0	0	.000
Totals		0gs	1	0	0	0	0	0	0	0	0	0	0	0	0	0	1	0	0	0	.000

On base pct. .000 • Slugging pct. .000

#16 Will Coquillard - 1 appearance (All games)

Date	Opponent	GS	IP	H	R	ER	BB	SO	2B	3B	HR	WP	BK	HBP	IBB	Score	W-L	Sv	ERA	NP
Feb 16	ST. JOHN'S		1.0	2	1	1	0	0	1	0	0	0	0	0	0	1-11	0-0	0	9.00	10
Totals		0	1.0	2	1	1	0	0	1	0	0	0	0	0	0	1-11	0-0	0	9.00	-

#36 Sam Crawford - 2 appearances (All games)

Date	Opponent	GS	IP	H	R	ER	BB	SO	2B	3B	HR	WP	BK	HBP	IBB	Score	W-L	Sv	ERA	NP
Feb 16	ST. JOHN'S		0.2	1	0	0	1	1	0	0	0	0	0	0	0	1-11	0-0	0	0.00	18
Feb 18	at Georgia Souther		1.1	0	0	0	0	3	0	0	0	0	0	0	0	4-3	1-0	0	0.00	14
Totals		0	2.0	1	0	0	1	4	0	0	0	0	0	0	0	5-14	1-0	0	0.00	-

#12 Jackson Finley - 1 game (All games)

Date	Opponent	Pos	AB	R	H	RBI	2B	3B	HR	BB	SB	CS	HBP	SAC	SF	GDP	K	PO	A	E	Avg
Feb 23	OHIO STATE	of	1	0	0	0	0	0	0	0	0	0	0	0	0	0	1	0	0	0	.000
Totals		0gs	1	0	0	0	0	0	0	0	0	0	0	0	0	0	1	0	0	0	.000

On base pct. .000 • Slugging pct. .000

#12 Jackson Finley - 2 appearances (All games)

Date	Opponent	GS	IP	H	R	ER	BB	SO	2B	3B	HR	WP	BK	HBP	IBB	Score	W-L	Sv	ERA	NP
Feb 16	ST. JOHN'S		0.1	3	4	4	0	1	0	0	1	0	0	1	0	1-11	0-0	0	108.0	21
Feb 21	OHIO STATE		1.1	0	0	0	0	4	0	0	0	2	0	0	0	12-4	0-0	0	21.60	26
Totals		0	1.2	3	4	4	0	5	0	0	1	2	0	1	0	13-15	0-0	0	21.60	-

#40 John Giesler - 1 game (All games)

Date	Opponent	Pos	AB	R	H	RBI	2B	3B	HR	BB	SB	CS	HBP	SAC	SF	GDP	K	PO	A	E	Avg
Feb 23	OHIO STATE	3b	1	0	1	0	0	0	0	0	0	0	0	0	0	0	0	0	2	0	1.000
Totals		0gs	1	0	1	0	0	0	0	0	0	0	0	0	0	0	0	0	2	0	1.000

On base pct. 1.000 • Slugging pct. 1.000

2020 Georgia Tech Baseball
Individual Game-by-Game for Georgia Tech (as of Feb 24, 2020)

#1 Tres Gonzalez - 6 games (All games)

Date	Opponent	Pos	AB	R	H	RBI	2B	3B	HR	BB	SB	CS	HBP	SAC	SF	GDP	K	PO	A	E	Avg
Feb 14	ST. PETER'S	ph/of	1	0	0	0	0	0	0	0	0	0	0	0	0	0	0	0	0	0	.000
Feb 16	ST. JOHN'S	ph	1	0	0	0	0	0	0	0	0	0	0	0	0	0	1	0	0	0	.000
Feb 18	at Georgia Souther	ph/of	2	0	1	1	1	0	0	0	0	0	0	0	0	0	0	0	0	0	.250
Feb 21	OHIO STATE	*dh	5	2	3	1	0	0	0	0	0	0	0	0	0	0	2	0	0	0	.444
Feb 22	OHIO STATE	ph/d	1	0	0	0	0	0	0	0	0	0	1	0	0	0	0	0	0	0	.400
Feb 23	OHIO STATE	of	1	0	0	0	0	0	0	0	0	0	0	0	0	0	0	0	0	0	.364
Totals		1gs	11	2	4	2	1	0	0	0	0	0	1	0	0	0	3	0	0	0	.364

On base pct. .417 • Slugging pct. .455

#6 Michael Guldberg - 7 games (All games)

Date	Opponent	Pos	AB	R	H	RBI	2B	3B	HR	BB	SB	CS	HBP	SAC	SF	GDP	K	PO	A	E	Avg
Feb 14	ST. PETER'S	*of	2	1	1	0	0	0	0	1	0	0	0	1	0	0	0	0	0	0	.500
Feb 15	CINCINNATI	*of	4	1	3	1	1	0	0	0	1	0	1	0	0	0	0	2	0	0	.667
Feb 16	ST. JOHN'S	*of	4	0	2	0	2	0	0	0	0	0	0	0	0	0	0	1	0	0	.600
Feb 18	at Georgia Souther	*of	4	0	2	2	0	0	0	0	0	0	0	0	1	0	0	0	0	0	.571
Feb 21	OHIO STATE	*of	3	3	3	1	0	0	0	1	0	0	1	0	0	0	0	2	0	0	.647
Feb 22	OHIO STATE	*of	2	1	1	1	0	0	0	0	0	0	2	0	0	0	0	1	0	0	.632
Feb 23	OHIO STATE	*of	4	1	1	0	0	0	0	0	0	0	0	0	0	0	0	1	0	0	.565
Totals		7gs	23	7	13	5	3	0	0	2	1	0	4	1	1	0	0	9	0	0	.565

On base pct. .633 • Slugging pct. .696

#5 Colin Hall - 7 games (All games)

Date	Opponent	Pos	AB	R	H	RBI	2B	3B	HR	BB	SB	CS	HBP	SAC	SF	GDP	K	PO	A	E	Avg
Feb 14	ST. PETER'S	*of	3	0	0	1	0	0	0	0	0	0	0	0	1	0	0	0	0	0	.000
Feb 15	CINCINNATI	*of	3	0	0	0	0	0	0	1	0	0	0	0	0	0	2	1	1	0	.000
Feb 16	ST. JOHN'S	*of	3	0	0	1	0	0	0	0	0	0	0	0	1	0	1	4	0	0	.000
Feb 18	at Georgia Souther	*of	3	0	0	0	0	0	0	0	0	0	0	0	0	0	2	0	0	1	.000
Feb 21	OHIO STATE	*of	5	1	2	0	0	0	0	0	0	0	0	0	0	0	2	1	0	0	.118
Feb 22	OHIO STATE	*of	4	2	2	0	1	0	0	0	0	0	0	0	0	0	1	1	0	0	.190
Feb 23	OHIO STATE	*of	2	1	1	1	1	0	0	2	0	0	0	0	0	0	0	2	0	0	.217
Totals		7gs	23	4	5	3	2	0	0	3	0	0	0	0	2	0	8	9	1	1	.217

On base pct. .286 • Slugging pct. .304

#11 Jake Holland - 7 games (All games)

Date	Opponent	Pos	AB	R	H	RBI	2B	3B	HR	BB	SB	CS	HBP	SAC	SF	GDP	K	PO	A	E	Avg
Feb 14	ST. PETER'S	*c	3	1	1	0	1	0	0	0	0	0	0	0	0	0	0	12	0	0	.333
Feb 15	CINCINNATI	*c	3	0	0	0	0	0	0	1	0	0	0	0	0	0	0	11	1	0	.167
Feb 16	ST. JOHN'S	*c	1	0	0	0	0	0	0	0	0	0	0	0	0	0	1	7	2	1	.143
Feb 18	at Georgia Souther	*c	4	0	2	0	1	0	0	0	0	0	0	0	0	0	2	10	0	0	.273
Feb 21	OHIO STATE	*c	2	0	0	1	0	0	0	0	0	0	1	0	1	1	1	6	0	0	.231
Feb 22	OHIO STATE	*c	4	0	0	0	0	0	0	0	0	0	0	0	0	0	3	9	0	0	.176
Feb 23	OHIO STATE	*c	3	0	1	1	1	0	0	0	0	0	0	0	0	0	1	8	1	0	.200
Totals		7gs	20	1	4	2	3	0	0	1	0	0	1	0	1	1	8	63	4	1	.200

On base pct. .261 • Slugging pct. .350

#8 Jonathan Hughes - 2 games (All games)

Date	Opponent	Pos	AB	R	H	RBI	2B	3B	HR	BB	SB	CS	HBP	SAC	SF	GDP	K	PO	A	E	Avg
Feb 15	CINCINNATI	*p	0	0	0	0	0	0	0	0	0	0	0	0	0	0	0	0	1	0	.000
Feb 21	OHIO STATE	*p	0	0	0	0	0	0	0	0	0	0	0	0	0	0	0	0	1	0	.000
Totals		2gs	0	0	0	0	0	0	0	0	0	0	0	0	0	0	0	0	2	0	.000

On base pct. .000 • Slugging pct. .000

2020 Georgia Tech Baseball
Individual Game-by-Game for Georgia Tech (as of Feb 24, 2020)

#8 Jonathan Hughes - 2 appearances (All games)

Date	Opponent	GS	IP	H	R	ER	BB	SO	2B	3B	HR	WP	BK	HBP	IBB	Score	W-L	Sv	ERA	NP
Feb 15	CINCINNATI	*	5.0	5	1	1	0	2	0	2	0	1	0	1	0	6-4	1-0	0	1.80	64
Feb 21	OHIO STATE	*	5.2	4	4	3	3	5	1	0	1	0	0	0	0	12-4	2-0	0	3.38	85
Totals		2	10.2	9	5	4	3	7	1	2	1	1	0	1	0	18-8	2-0	0	3.38	-

#42 Jadyn Jackson - 4 games (All games)

Date	Opponent	Pos	AB	R	H	RBI	2B	3B	HR	BB	SB	CS	HBP	SAC	SF	GDP	K	PO	A	E	Avg
Feb 14	ST. PETER'S	ph/2	0	0	0	0	0	0	0	1	0	0	0	0	0	0	0	0	1	0	.000
Feb 16	ST. JOHN'S	2b	0	0	0	0	0	0	0	0	0	0	0	0	0	0	0	0	1	0	.000
Feb 21	OHIO STATE	ph/2	1	0	0	0	0	0	0	1	0	0	0	0	0	0	1	0	1	0	.000
Feb 23	OHIO STATE	2b	2	0	1	0	0	0	0	0	0	0	0	0	0	0	1	2	1	0	.333
Totals		ogs	3	0	1	0	0	0	0	2	0	0	0	0	0	0	2	2	4	0	.333

On base pct. .600 • Slugging pct. .333

#10 Andrew Jenkins - 4 games (All games)

Date	Opponent	Pos	AB	R	H	RBI	2B	3B	HR	BB	SB	CS	HBP	SAC	SF	GDP	K	PO	A	E	Avg
Feb 14	ST. PETER'S	*dh	3	0	1	0	0	0	0	0	0	0	1	0	0	0	0	0	0	0	.333
Feb 15	CINCINNATI	*dh	3	1	1	1	1	0	0	0	0	0	0	0	1	0	1	0	0	0	.333
Feb 16	ST. JOHN'S	*dh	4	0	2	0	0	0	0	0	0	0	0	0	0	0	2	0	0	0	.400
Feb 18	at Georgia Souther	*dh	1	0	0	0	0	0	0	0	0	0	0	0	0	0	0	0	0	0	.364
Totals		4gs	11	1	4	1	1	0	0	0	0	0	1	0	1	0	3	0	0	0	.364

On base pct. .385 • Slugging pct. .455

#46 Ben King - 1 game (All games)

Date	Opponent	Pos	AB	R	H	RBI	2B	3B	HR	BB	SB	CS	HBP	SAC	SF	GDP	K	PO	A	E	Avg
Feb 14	ST. PETER'S	p	0	0	0	0	0	0	0	0	0	0	0	0	0	0	0	1	0	0	.000
Totals		ogs	0	0	0	0	0	0	0	0	0	0	0	0	0	0	0	1	0	0	.000

On base pct. .000 • Slugging pct. .000

#46 Ben King - 2 appearances (All games)

Date	Opponent	GS	IP	H	R	ER	BB	SO	2B	3B	HR	WP	BK	HBP	IBB	Score	W-L	Sv	ERA	NP
Feb 14	ST. PETER'S		1.0	1	0	0	1	0	0	0	0	0	0	0	0	6-0	0-0	0	0.00	13
Feb 21	OHIO STATE		1.0	0	0	0	0	1	0	0	0	0	0	1	0	12-4	0-0	0	0.00	13
Totals		0	2.0	1	0	0	1	1	0	0	0	0	0	1	0	18-4	0-0	0	0.00	-

#41 Zach Maxwell - 1 game (All games)

Date	Opponent	Pos	AB	R	H	RBI	2B	3B	HR	BB	SB	CS	HBP	SAC	SF	GDP	K	PO	A	E	Avg
Feb 14	ST. PETER'S	*p	0	0	0	0	0	0	0	0	0	0	0	0	0	0	0	0	1	0	.000
Totals		1gs	0	0	0	0	0	0	0	0	0	0	0	0	0	0	0	0	1	0	.000

On base pct. .000 • Slugging pct. .000

#41 Zach Maxwell - 2 appearances (All games)

Date	Opponent	GS	IP	H	R	ER	BB	SO	2B	3B	HR	WP	BK	HBP	IBB	Score	W-L	Sv	ERA	NP
Feb 14	ST. PETER'S	*	4.0	1	0	0	4	5	0	0	0	0	0	1	0	6-0	0-0	0	0.00	73
Feb 23	OHIO STATE	*	5.0	1	1	1	3	8	0	0	0	2	0	1	0	12-2	1-0	0	1.00	75
Totals		2	9.0	2	1	1	7	13	0	0	0	2	0	2	0	18-2	1-0	0	1.00	-

2020 Georgia Tech Baseball
Individual Game-by-Game for Georgia Tech (as of Feb 24, 2020)

#22 Baron Radcliff - 7 games (All games)

Date	Opponent	Pos	AB	R	H	RBI	2B	3B	HR	BB	SB	CS	HBP	SAC	SF	GDP	K	PO	A	E	Avg
Feb 14	ST. PETER'S	*of	3	1	1	1	0	1	0	1	0	0	0	0	0	0	0	0	0	0	.333
Feb 15	CINCINNATI	*of	4	1	0	0	0	0	0	1	0	0	0	0	0	0	2	3	0	1	.143
Feb 16	ST. JOHN'S	*of	4	0	0	0	0	0	0	0	0	0	0	0	0	0	3	0	0	0	.091
Feb 18	at Georgia Souther	*of	4	0	1	0	1	0	0	1	0	0	0	0	0	0	1	5	0	0	.133
Feb 21	OHIO STATE	*of	4	1	2	3	0	0	1	0	0	0	0	0	0	0	2	1	0	0	.211
Feb 22	OHIO STATE	*of	3	0	1	1	0	0	0	1	0	0	0	0	0	0	0	3	0	0	.227
Feb 23	OHIO STATE	*of	3	2	1	3	0	0	1	1	0	0	0	0	0	0	1	2	0	0	.240
Totals		7gs	25	5	6	8	1	1	2	5	0	0	0	0	0	0	9	14	0	1	.240

On base pct. .367 • Slugging pct. .600

#23 Stephen Reid - 6 games (All games)

Date	Opponent	Pos	AB	R	H	RBI	2B	3B	HR	BB	SB	CS	HBP	SAC	SF	GDP	K	PO	A	E	Avg
Feb 14	ST. PETER'S	ph	1	0	0	0	0	0	0	0	0	0	0	0	0	0	0	0	0	0	.000
Feb 16	ST. JOHN'S	ph	1	0	0	0	0	0	0	0	0	0	0	0	0	0	0	0	0	0	.000
Feb 18	at Georgia Souther	ph	3	0	1	1	0	0	0	0	0	0	0	0	0	0	2	0	0	0	.200
Feb 21	OHIO STATE	ph/of	1	0	0	0	0	0	0	0	0	0	0	0	0	0	0	0	0	0	.167
Feb 22	OHIO STATE	*dh	1	0	0	0	0	0	0	1	0	0	0	0	0	0	1	0	0	0	.143
Feb 23	OHIO STATE	*dh/of	5	2	3	3	0	0	2	0	0	0	0	0	0	0	0	0	0	0	.333
Totals		2gs	12	2	4	4	0	0	2	1	0	0	0	0	0	0	3	0	0	0	.333

On base pct. .385 • Slugging pct. .833

#26 Paxton Rigby - 3 games (All games)

Date	Opponent	Pos	AB	R	H	RBI	2B	3B	HR	BB	SB	CS	HBP	SAC	SF	GDP	K	PO	A	E	Avg
Feb 16	ST. JOHN'S	ph	1	0	0	0	0	0	0	0	0	0	0	0	0	0	0	0	0	0	.000
Feb 21	OHIO STATE	ph/1	1	0	0	0	0	0	0	0	0	0	0	0	0	0	1	3	0	0	.000
Feb 23	OHIO STATE	1b	1	0	0	0	0	0	0	0	0	0	0	0	0	0	1	5	0	0	.000
Totals		0gs	3	0	0	0	0	0	0	0	0	0	0	0	0	0	2	8	0	0	.000

On base pct. .000 • Slugging pct. .000

#19 Cort Roedig - 2 games (All games)

Date	Opponent	Pos	AB	R	H	RBI	2B	3B	HR	BB	SB	CS	HBP	SAC	SF	GDP	K	PO	A	E	Avg
Feb 16	ST. JOHN'S	*p	0	0	0	0	0	0	0	0	0	0	0	0	0	0	0	1	0	1	.000
Feb 22	OHIO STATE	*p	0	0	0	0	0	0	0	0	0	0	0	0	0	0	0	1	0	0	.000
Totals		2gs	0	0	0	0	0	0	0	0	0	0	0	0	0	0	0	2	0	1	.000

On base pct. .000 • Slugging pct. .000

#19 Cort Roedig - 2 appearances (All games)

Date	Opponent	GS	IP	H	R	ER	BB	SO	2B	3B	HR	WP	BK	HBP	IBB	Score	W-L	Sv	ERA	NP
Feb 16	ST. JOHN'S	*	3.2	4	6	4	2	6	1	0	0	2	0	2	0	1-11	0-1	0	9.82	75
Feb 22	OHIO STATE	*	6.0	1	1	1	3	6	0	0	0	0	0	1	0	5-2	1-1	0	4.66	91
Totals		2	9.2	5	7	5	5	12	1	0	0	2	0	3	0	6-13	1-1	0	4.66	-

#48 Josiah Siegel - 2 appearances (All games)

Date	Opponent	GS	IP	H	R	ER	BB	SO	2B	3B	HR	WP	BK	HBP	IBB	Score	W-L	Sv	ERA	NP
Feb 16	ST. JOHN'S		0.2	1	0	0	1	2	0	0	0	0	0	0	0	1-11	0-0	0	0.00	25
Feb 23	OHIO STATE		1.0	0	0	0	0	0	0	0	0	0	0	0	0	12-2	0-0	0	0.00	13
Totals		0	1.2	1	0	0	1	2	0	0	0	0	0	0	0	13-13	0-0	0	0.00	-

2020 Georgia Tech Baseball
Individual Game-by-Game for Georgia Tech (as of Feb 24, 2020)

#2 Dalton Smith - 2 games (All games)

Date	Opponent	Pos	AB	R	H	RBI	2B	3B	HR	BB	SB	CS	HBP	SAC	SF	GDP	K	PO	A	E	Avg
Feb 14	ST. PETER'S	p	0	0	0	0	0	0	0	0	0	0	0	0	0	0	0	0	1	0	.000
Feb 18	at Georgia Souther	p	0	0	0	0	0	0	0	0	0	0	0	0	0	0	0	1	1	0	.000
Totals		ogs	0	0	0	0	0	0	0	0	0	0	0	0	0	0	0	1	2	0	.000

On base pct. .000 • Slugging pct. .000

#2 Dalton Smith - 3 appearances (All games)

Date	Opponent	GS	IP	H	R	ER	BB	SO	2B	3B	HR	WP	BK	HBP	IBB	Score	W-L	Sv	ERA	NP
Feb 14	ST. PETER'S		2.0	1	0	0	0	3	0	0	0	0	0	0	0	6-0	1-0	0	0.00	26
Feb 18	at Georgia Souther		3.1	3	1	0	1	4	2	0	0	1	0	0	1	4-3	1-0	0	0.00	45
Feb 23	OHIO STATE		1.0	2	0	0	0	1	2	0	0	1	0	0	0	12-2	1-0	0	0.00	23
Totals		0	6.1	6	1	0	1	8	2	0	0	2	0	0	1	22-5	1-0	0	0.00	-

#20 Jamie Taylor - 2 games (All games)

Date	Opponent	Pos	AB	R	H	RBI	2B	3B	HR	BB	SB	CS	HBP	SAC	SF	GDP	K	PO	A	E	Avg
Feb 16	ST. JOHN'S	c	0	0	0	0	0	0	0	0	0	0	0	0	0	0	0	0	0	0	.000
Feb 21	OHIO STATE	c	1	0	0	0	0	0	0	0	0	0	0	0	0	0	0	5	0	0	.000
Totals		ogs	1	0	0	0	0	0	0	0	0	0	0	0	0	0	0	5	0	0	.000

On base pct. .000 • Slugging pct. .000

#18 Cameron Turley - 3 games (All games)

Date	Opponent	Pos	AB	R	H	RBI	2B	3B	HR	BB	SB	CS	HBP	SAC	SF	GDP	K	PO	A	E	Avg
Feb 14	ST. PETER'S	c	0	0	0	0	0	0	0	0	0	0	0	0	0	0	0	0	0	0	.000
Feb 16	ST. JOHN'S	c	0	0	0	0	0	0	0	0	0	0	0	0	0	0	0	5	0	0	.000
Feb 23	OHIO STATE	c	1	1	0	0	0	0	0	1	0	0	0	0	0	0	0	2	0	0	.000
Totals		ogs	1	1	0	0	0	0	0	1	0	0	0	0	0	0	0	7	0	0	.000

On base pct. .500 • Slugging pct. .000

#7 Luke Waddell - 7 games (All games)

Date	Opponent	Pos	AB	R	H	RBI	2B	3B	HR	BB	SB	CS	HBP	SAC	SF	GDP	K	PO	A	E	Avg
Feb 14	ST. PETER'S	*ss	3	1	2	0	0	0	0	1	0	0	0	0	0	0	0	1	3	0	.667
Feb 15	CINCINNATI	*ss	5	1	1	1	0	1	0	0	0	0	0	0	0	0	0	0	3	0	.375
Feb 16	ST. JOHN'S	*ss	3	1	1	0	1	0	0	1	0	0	0	0	0	0	1	2	4	0	.364
Feb 18	at Georgia Souther	*ss	3	1	1	0	0	0	0	2	0	0	0	0	0	0	0	1	4	1	.357
Feb 21	OHIO STATE	*ss	4	1	2	2	0	0	0	0	0	0	0	0	0	0	0	1	2	1	.389
Feb 22	OHIO STATE	*ss	4	0	0	0	0	0	0	0	0	0	0	0	0	0	3	1	5	0	.318
Feb 23	OHIO STATE	*ss	3	0	1	0	0	0	0	0	0	0	1	0	0	0	0	3	0	0	.320
Totals		7gs	25	5	8	3	1	1	0	4	0	0	1	0	0	0	4	6	24	2	.320

On base pct. .433 • Slugging pct. .440

#35 Jackson Webb - 7 games (All games)

Date	Opponent	Pos	AB	R	H	RBI	2B	3B	HR	BB	SB	CS	HBP	SAC	SF	GDP	K	PO	A	E	Avg
Feb 14	ST. PETER'S	*3b	2	0	0	2	0	0	0	0	0	0	0	0	2	0	0	2	0	0	.000
Feb 15	CINCINNATI	*3b	3	0	2	1	0	0	0	1	1	1	0	0	0	0	0	1	1	1	.400
Feb 16	ST. JOHN'S	*3b	2	0	0	0	0	0	0	1	0	0	0	0	0	0	0	0	2	1	.286
Feb 18	at Georgia Souther	*3b	3	1	1	0	0	0	0	1	0	0	0	0	0	0	0	0	1	0	.300
Feb 21	OHIO STATE	*3b	3	1	2	0	0	0	0	1	0	0	0	0	0	0	0	0	3	0	.385
Feb 22	OHIO STATE	*3b	3	0	0	0	0	0	0	0	0	0	0	1	0	0	2	0	2	2	.312
Feb 23	OHIO STATE	*3b	3	1	0	1	0	0	0	0	0	0	0	0	1	0	1	0	1	0	.263
Totals		7gs	19	3	5	4	0	0	0	4	1	1	0	1	3	0	3	3	10	4	.263

On base pct. .346 • Slugging pct. .263

2020 Georgia Tech Baseball
Individual Game-by-Game for Georgia Tech (as of Feb 24, 2020)

#24 Brody Westbrook - 2 appearances (All games)

Date	Opponent	GS	IP	H	R	ER	BB	SO	2B	3B	HR	WP	BK	HBP	IBB	Score	W-L	Sv	ERA	NP
Feb 14	ST. PETER'S		2.0	0	0	0	0	4	0	0	0	0	0	0	0	6-0	0-0	0	0.00	29
Feb 21	OHIO STATE		1.0	0	0	0	2	1	0	0	0	0	0	0	0	12-4	0-0	0	0.00	15
Totals		0	3.0	0	0	0	2	5	0	0	0	0	0	0	0	18-4	0-0	0	0.00	-

#14 Austin Wilhite - 7 games (All games)

Date	Opponent	Pos	AB	R	H	RBI	2B	3B	HR	BB	SB	CS	HBP	SAC	SF	GDP	K	PO	A	E	Avg
Feb 14	ST. PETER'S	*2b	3	0	1	1	0	0	0	0	0	0	0	0	0	0	0	1	3	0	.333
Feb 15	CINCINNATI	*2b	4	1	1	0	0	0	0	0	0	0	0	0	0	0	1	4	2	0	.286
Feb 16	ST. JOHN'S	*2b	3	0	0	0	0	0	0	0	0	0	0	0	0	0	3	2	1	0	.200
Feb 18	at Georgia Souther	*2b	4	1	1	0	0	0	0	0	0	0	0	0	0	0	1	3	2	0	.214
Feb 21	OHIO STATE	*2b	3	1	1	1	1	0	0	0	0	0	0	0	0	0	1	1	0	0	.235
Feb 22	OHIO STATE	*2b	3	2	0	0	0	0	0	1	0	0	0	0	0	0	1	3	4	0	.200
Feb 23	OHIO STATE	*2b	3	2	2	1	1	0	1	0	0	0	0	0	0	0	0	0	0	0	.261
Totals		7gs	23	7	6	3	2	0	1	1	0	0	0	0	0	0	7	14	12	0	.261

On base pct. .292 • Slugging pct. .478