

GEORGIA TECH®

125TH SEASON • 32 NCAA REGIONAL APPEARANCES • 3 COLLEGE WORLD SERIES APPEARANCES • 9 ACC CHAMPIONSHIPS

2020 Official Game Notes | RamblinWreck.com | Contact: Andrew Clausen • aclausen@athletics.gatech.edu • (678) 764-0867

GEORGIA TECH BY THE NUMBERS (2019)

Overall Record	43-19
ACC Record	19-11
at Russ Chandler Stadium	26-11
Road Games	13-7
Neutral Site Games	4-1
Streak	L1
Last 10 Games	6-4

2020 SCHEDULE / RESULTS

DATE	OPPONENT	TV	TIME/RESULT
Feb. 14	SAINT PETER'S	ACCNX	4 PM
Feb. 15	CINCINNATI	ACCNX	2 PM
Feb. 16	ST. JOHN'S	ACCNX	1 PM
Feb. 18	at Georgia Southern	ESPN3	6 PM
Feb. 21	#24 OHIO STATE	ACCNX	4 PM
Feb. 22	#24 OHIO STATE	ACCNX	2 PM
Feb. 23	#24 OHIO STATE	ACCNX	1 PM
Feb. 25	GARDNER WEBB	ACCNX	4 PM
Feb. 28	at #5 Georgia	TBA	5 PM
Feb. 29	#5 GEORGIA	ACCNX	2 PM
Mar. 1	vs. #5 Georgia	TBA	
	Coolray Field (Lawrenceville, Ga.)		2 PM
Mar. 3	TENNESSEE TECH	ACCNX	6 PM
Mar. 4	at Georgia State	TBA	6 PM
Mar. 6	VIRGINIA TECH*	ACCNX	7 PM
Mar. 7	VIRGINIA TECH*	ACCNX	2 PM
Mar. 8	VIRGINIA TECH*	ACCNX	1 PM
Mar. 10	at #8 Auburn	SEC+	7 PM
Mar. 13	at #12 Florida State	ACCNX	6 PM
Mar. 14	at #12 Florida State	ACCNX	6 PM
Mar. 15	at #12 Florida State	ACCNX	1 PM
Mar. 17	KENNESAW STATE	ACCNX	6 PM
Mar. 18	GEORGIA SOUTHERN	ACCN	7 PM
Mar. 20	#15 DUKE*	ACCNX	7 PM
Mar. 21	#15 DUKE*	RSN	2 PM
Mar. 22	#15 DUKE*	RSN	12 PM
Mar. 25	MERCER	ACCN	7 PM
Mar. 27	at Clemson	ACCNX	7 PM
Mar. 28	at Clemson	ACCNX	3 PM
Mar. 29	at Clemson	ACCNX	1 PM
Mar. 31	CHARLESTON SOUTH.	ACCNX	6 PM
Apr. 3	at #18 North Carolina	ACCNX	6 PM
Apr. 4	at #18 North Carolina	ACCNX	3 PM
Apr. 5	at #18 North Carolina	ACCNX	1 PM
Apr. 7	#8 AUBURN	ACCN	4 PM
Apr. 10	#16 NC STATE*	ACCNX	7 PM
Apr. 11	#16 NC STATE*	ACCNX	4 PM
Apr. 12	#16 NC STATE*	ACCN	12 PM
Apr. 14	at Kennesaw State	TBA	6:30 PM
Apr. 17	at Pittsburgh	ACCNX	6 PM
Apr. 18	at Pittsburgh	ACCNX	3 PM
Apr. 19	at Pittsburgh	ACCNX	1 PM
Apr. 21	at Mercer	ACCNX	6 PM
Apr. 24	BOSTON COLLEGE*	ACCNX	7 PM
Apr. 25	BOSTON COLLEGE*	ACCNX	4 PM
Apr. 26	BOSTON COLLEGE*	ACCNX	1 PM
May 1	BOWLING GREEN	ACCNX	7 PM
May 2	BOWLING GREEN	ACCNX	4 PM
May 3	BOWLING GREEN	ACCNX	1 PM
May 5	GEORGIA STATE	ACCNX	6 PM
May 8	at Virginia	ACCNX	6 PM
May 9	at Virginia	ACCN	4 PM
May 10	at Virginia	ACCNX	1 PM
May 14	#3 MIAMI*	ACCN	4 PM
May 15	#3 MIAMI*	ACCNX	7 PM
May 16	#3 MIAMI*	ACCN	12 PM
May 19-24	ACC Championship (Charlotte, N.C.)		TBA

All times Eastern Home Games = Gold all caps * ACC games

Ranks for past/current games = highest ranking at time of game
Ranks for future games = highest ranking currently

GAME 1-3: FEB. 14-16 ATL CHALLENGE | ATLANTA, GA.



GEORGIA TECH YELLOW JACKETS

Record	0-0
Preseason Ranking	19 (D1) / 21 (BA)
Last Season	43-19 (19-11 ACC)
Head Coach	Danny Hall
Career Record	1,270-668-1 (33rd season)
Record at GT	1,062-551-1 (27th season)

ST. PETER'S

Record	5-46 (3-21 MAAC)
Head Coach	Lou Proietti
Record at SP	0-0 (1st season)
Series Record (Last)	FIRST MEETING

CINCINNATI

Record	31-31 (13-11 AAC)
Head Coach	Scott Googins
Record at UC	59-59 (3rd season)
Series Record (Last)	GT, 8-0 (1998)

ST. JOHN'S

Record	31-23 (9-9 Big East)
Interim Head Coach	Mike Hampton
Record at SJ	0-0 (1st as IHC, 19th at SJ)
Series Record (Last)	GT, 6-3 (2015)

MATCHUPS AT A GLANCE ('19 Stats)

SP / UC / SJ	OFFENSE	GT	SP / UC / SJ	PITCHING/DEF.	GT
.247 / .258 / .267	Batting	.297	10.58 / 5.54 / 3.89	ERA	4.46
.329 / .367 / .379	Slugging	.459	405.0 / 549.0 / 477.0	IP	555.0
.326 / .351 / .366	On-Base Pct.	.406	2 / 0 / 1	Complete Games	3
71 / 98 / 98	Doubles	107	3 / 17 / 14	Saves	9
13 / 15 / 11	Triples	15	0.72 / 1.38 / 1.73	K/BB	2.58
12 / 34 / 28	Home Runs	69	.344 / .259 / .238	OBA	.262
158 / 254 / 251	Walks	357	91 / 48 / 57	Errors	66
46-64 / 89-108 / 52-71	SB-SBA	65-76	62 / 153 / 105	Double Plays	53

PROBABLE PITCHERS

FRI: GT RHP Zach Maxwell (Fr., 0-0, 0.00 ERA) vs. SPU RHP Ian Concevitch (0-0, 0.00 ERA)

SAT: GT RHP Jonathan Hughes (R-Sr., 0-0, 0.00 ERA) vs. UC RHP Nathan Kroger (0-0, 0.00 ERA)

SUN: GT RHP Cort Roedig (So. 0-0, 0.00 ERA) vs. SJU RHP Ian Murphy (0-0, 0.00 ERA)

GAME COVERAGE

Date	TV/Stream	Play-by-Play	Analyst	Radio	PxP/Analyst
Feb. 14	ACC Network Extra	Wiley Ballard	Roddy Jones	WREK 91.1 FM	Brandt Plomaritis
Feb. 15	ACC Network Extra	Wiley Ballard	Roddy Jones	WREK 91.1 FM	Keller Austin
Feb. 16	ACC Network Extra	Wiley Ballard	Roddy Jones	WREK 91.1 FM	Keller Austin

Live Stats - buzz.gt/BSB-Stats20

Twitter - @GTBaseball | #TogetherWeSwarm

TOP STORYLINES

- No. 19 Georgia Tech readies for another regular season as it kicks off the year with the annual Atlanta Challenge – hosting St. Peter's, Cincinnati and St. John's.
- The six returners from the lineup last season combined to hit .304 on the Atlantic Coast Conference's best offensive unit a season ago, accounting for 371 hits and 202 RBI.
- The 19th-ranked Yellow Jackets return one of the most experienced corps. in the field, behind infielders **Jackson Webb**, **Austin Wilhite** and 2019 Brooks Wallace Short-stop of the Year finalist **Luke Waddell**. In the outfield, the team returns **Colin Hall** and **Baron Radcliff**, while getting **Michael Guldberg** back in the field.
- Guldberg leads the squad of returners after posting a .355 average last season and finishing second in the ACC.
- Hughes played an intricate role to the bullpen last season, making 26 appearances and finishing with a 9-2 record off a 5.09 ERA.
- Returning on the mound for Tech is RHP **Jonathan Hughes** and RHP **Cort Roedig**, as well as LHP **Luke Bartnicki**.
- Due to injuries, Roedig assumed the weekend starts as a freshman and found his footing by the postseason, allowing just three hits with a 1.08 ERA and .115 OBA in his two tournament starts -- ACC Championship Game and NCAA Regional elimination game.
- Tech will be without the services of RHP **Brant Hurter**, who led the team with a 2.42 ERA, for most of the year as he recovers from Tommy John Surgery underwent last season.
- Frosh righty **Zach Maxwell** getting the nod on Friday makes him the second true freshman to start Opening Day for the Yellow Jackets on the mound since Kris Wilson in 1995 (Xzavion Curry - 2017).
- The Yellow Jackets are 59-40-2 (.596) all-time in in-season tournaments dating back to 1959 and haven't dropped more than one game in the but once in the last six years (2018).

2019 QUICK FACTS

GENERAL INFORMATION

School	Georgia Institute of Technology (Georgia Tech)
Location	Atlanta, Ga. 30332
Enrollment	32,700
Founded	1885
Nickname	Yellow Jackets, Ramblin' Wreck
Mascot	"Buzz" the Yellow Jacket
Official Colors	Tech Gold and White
Conference	Atlantic Coast Conference (ACC)
President	Dr. Angel Cabrera
Faculty Athletic Representative	Dr. Charles L. Isbell, Jr.
Director of Athletics	Todd Stansbury
Website	www.RamblinWreck.com

BASEBALL STAFF (up to date records)

Head Coach	Danny Hall
Alma Mater, Year	Miami-Ohio, 1977
Office Phone	(404) 894-5471
Assistant Coach	Danny Borrell (1st year)
Alma Mater, Year	Wake Forest, 2009
Assistant Coach / Recruiting	James Ramsey (2nd year)
Alma Mater, Year	Florida State, 2012
Volunteer Coach	Dan Jaffe (2nd year)
Alma Mater, Year	Pacific, 2014
Director of Baseball Operations	Nick Scherer
Director of Player Personnel	Rick Hubbard
Strength and Conditioning	Steve Tamborra
Athletic Trainer	Paul Wolkoff
Equipment Manager	David McDaniel

HISTORICAL INFORMATION (up to date records)

Record Since 1895	2,499-1,597-27 (.606)
Record at Russ Chandler Stadium (1985-present)	942-296-1 (.760)
ACC Regular Season Record (1980-present)	536-393-2 (.577)
ACC Regular Season Championships (Divisional)	8 1987, 1993, 1997, 2000, 2004, 2005, (2011, 2019)
ACC Tournament Appearances	39
ACC Tournament Record	81-64 (.559)
ACC Tournament Championships	9 1985, 1986, 1987, 1988, 2000, 2003, 2005, 2012, 2014
NCAA Tournament Appearances	32 1959, 1971, 1985, 1986, 1987, 1988, 1989, 1990, 1991, 1992, 1993, 1994, 1995, 1996, 1997, 1998, 2000, 2001, 2002, 2003, 2004, 2005, 2006, 2008, 2009, 2010, 2011, 2012, 2013, 2014, 2016, 2019
NCAA Tournament Record	71-63 (.530)
NCAA Super Regional Appearances	5 2000, 2002, 2004, 2005, 2006
College World Series Appearances	3 1994 (2nd), 2002 (T-5th), 2006 (T-7th)
College World Series Record	4-5 (.444)

STADIUM INFORMATION

Name	Russ Chandler Stadium
Year Opened	1985
Year Renovated	2001
Capacity	3,718
Dimensions	329-382-390-350-334
Fence Height	10 feet
Press Box Number	(404) 894-3167
Address	Fowler Street & Fifth Street, Atlanta, Ga. 30332

2020 TEAM INFORMATION

Lettermen (R/L)	18/12
Starting Position Players (R/L)	6/3
Starting Pitchers (R/L)	1/3
Newcomers	19

2019 YEAR IN REVIEW

Overall Record	43-19
ACC Record	19-11
ACC Finish	1st, Coastal
ACC Tournament	3-1
Final Ranking	17

• On the flipside to losing Hurter, the Jackets also regain the services of their top closer two seasons ago in RHP Andy Archer, who was named to the 2020 Stopper of the Year preseason watch list.

• In 26 appearances and 47.0 innings of work in 2018, Archer worked to a 3.64 ERA, recorded three saves and a 4-0 overall record.

• In addition to the plethora of seasoned veterans, Georgia Tech also brings in a host of talent from the No. 4 recruiting class in the country, according to *Perfect Game*.

2020 FRESHMEN FROM NO. 4 RECRUITING CLASS

Name	Hometown	Position
Jackson Arnold	Auburn, Ala.	RHP
Drew Compton	Berkeley Heights, N.J.	INF
Will Coquillard	Pacific Palisades, Calif.	RHP
Jackson Finley	Richmond Hill, Ga.	RHP
John Giesler	Marietta, Ga.	INF
Tres Gonzalez	Sandy Springs, Ga.	OF
Jake Holland	Clermont, Fla.	C
Jadyn Jackson	Sugar Hill, Ga.	INF
Andrew Jenkins	Atlanta, Ga.	INF
Ben King	Calhoun, Ga.	LHP
Zach Maxwell	Acworth, Ga.	RHP
Stephen Reid	Berkeley Heights, N.J.	OF
Josiah Siegel	Woodstock, Ga.	LHP
Dalton Smith	Valdosta, Ga.	LHP
Harrison Thiel	Parrish, Fla.	INF
Brody Westbrook	Cumming, Ga.	RHP

• **Tres Gonzalez** and **Zach Maxwell** were both selected in the 2019 MLB Draft but chose to attend Georgia Tech. Maxwell was taken in the 30th round by the New York Yankees and Gonzalez was selected in the 37th round by the Los Angeles Dodgers.

• **Drew Compton** was named the fifth-best freshman position player by *D1Baseball* and the 12th-best overall, while Maxwell came in as the 60th-best freshman overall.

DANNY BORRELL

• After bringing on new additions **James Ramsey** and **Dan Jaffe** for the 2019 season, Georgia Tech has also brought in highly touted **Danny Borrell** from the New York Yankees organization.

• Borrell spent 18 years in the Yankees organization as both a pitcher and New York's pitching coordinator for its world-renowned farm system.

• Statistically, the Yankees have been the best pitching organization in baseball during the last three seasons.

• Borrell played three seasons in the ACC, winning two ACC Championships at Wake Forest (1998-00).

STRENGTH-OF-SCHEDULE

• Since the beginning of the 2019 year, head coach Danny Hall has talked frequently about how the non-conference schedule needs to be a test and 2020 is no different.

• One year after having the toughest strength-of-schedule in the Atlantic Coast Conference, Tech once again will play many of the top teams in the country.

• In the preseason polls, eight opponents are ranked in the top 25, including No. 5 Georgia and No. 24 Ohio State, who are two of the first three weekends to the season.

• Last season, Tech was one of only five top-15 strength-of-schedule teams to post a 40-win season, getting 12 wins vs. RPI top-25 teams, 19 against top-50 and going 26-13 against ACC and SEC teams combined.

• Only 21 teams finished 2019 with a winning record vs. RPI top-50 teams.

TEAMS WITH WINNING RECORDS VS. TOP-50 RPI

Teams
Arizona State
Arkansas
Baylor
Clemson
Creighton
East Carolina
Georgia
GEORGIA TECH
Indiana
Louisville
LSU
Mississippi State
North Carolina
Ole Miss
Oregon State
Stanford
Texas A&M
Texas Tech
UCLA
Vanderbilt
Wright State

CARDIAC JACKETS

• Georgia Tech baseball has been in for exciting baseball the last two seasons, posting a 10-5 record in one-run games in 2019.

• Since 2002, Tech has posted a .584 win percentage in one-run games.

GT BASEBALL RECORD IN ONE-RUN GAMES

- SINCE 2002

Year	Record	Pct.
2019	10-5	.667
2018	4-5	.444
2017	3-9	.250
2016	8-5	.615
2015	9-3	.750
2014	8-10	.444
2013	8-6	.571
2012	9-7	.563
2011	5-5	.500
2010	5-2	.714
2009	7-3	.700
2008	9-4	.692
2007	5-5	.500
2006	9-6	.600
2005	9-9	.500
2004	10-5	.667
2003	7-4	.636
2002	10-3	.769
TOTAL	135-96	.584

IT STARTS AT HOME...

• "It Starts at Home" has been the offseason motto for Georgia Tech, putting an emphasis on getting victories at Russ Chandler Stadium after going 26-11 in 2019. Since 1985, Tech has won a whopping .760 percent of its games at home (942-296-1).

• In 2019, Tech recorded 44 home runs at home outscored its opponents 292-189 overall.

• En route to leading the ACC through the regular season last year in hitting, Tech's offense hit .310 at home last year, their second-straight year hitting .300 at Russ Chandler Stadium.

• Since 2002, Tech has only hit below .300 at home in one season – 2017.

• Meanwhile, the pitching staff held its foes to a .260 average with a 4.33 ERA and struck out 329 batters compared to just 119 walks over 334.2 innings of work at home.

OFFENSE

• Georgia Tech baseball has continued its annual tradition last season of being one of the top offensive ACC teams in the country and it will look to do the same in 2020.

• In the regular season, Tech led the ACC in hitting .297 with an on-base percentage of .406. It was also second in slugging at .449.

• Leading the way was **Michael Guldberg**, who was at the top of the six Yellow Jackets to bat .300 with a gaudy .355 average on the year. Guldberg was relegated to designated hitter duties while completing his shoulder rehab but is primed to return to fielding duties this season.

• With the exit of Tristin English and Kyle McCann by way of the MLB Draft, Tech's offense may create offense in different ways this season.

• Where there is no lacking in power is junior outfielder **Baron Radcliff**. Radcliff is the leading home run returner as he walloped 12 home runs last season.

• Radcliff was named one of country's biggest "Sleeping Giants" ahead of a potential breakout year.

• Tech will also return one of the top table setters in the country in junior shortstop **Luke Waddell**.

• Last season, Waddell raised his average almost 40 points, finishing at .322 for the season from the leadoff spot. He finished with 75 hits, 12 doubles, two triples and two home runs for 34 RBI, scoring 57 times himself.

• Waddell became the fourth Yellow Jacket since 1980 to be voted a solo captain by his teammates for the 2020 season, becoming the first since 1991 when GT Hall of Famer Doug Creek earned the honor.

• Waddell was selected in the 32nd round of the MLB Draft by the Arizona Diamondbacks as a draft-eligible sophomore but chose to return to Tech for his junior year.

INFIELDBERS

• Georgia Tech baseball returns a tremendous percentage of its defensive production from last season's infield in third baseman **Jackson Webb**, shortstop **Luke Waddell** and second baseman **Austin Wilhite**.

• Webb especially shined defensively, taking over the hot corner full-time during the year, making just 47 starts in 2019. Nonetheless, he hit .312 for the season for 39 hits, five doubles, two triples and a homer for 19 RBI.

• A menace on the base paths, he also led the team with 13 stolen bases on the year (13-for-15) and held a .949 fielding percentage at third.

• Waddell moved to short full-time during the season as well but instantly made his way toward becoming a nationally lauded defender, getting named a finalist for the Brooks Wallace Shortstop of the Year award.

• Waddell was the third-toughest to strikeout in the ACC a year ago, averaging 10.6 at-bats per strikeout and striking out in back-to-back games just twice all season.

• As the leadoff man, he reached base in a team-best 39 consecutive games toward the end of the season.

• Waddell spent his offseason with the USA Baseball Collegiate National Team in Japan.

@GTBaseball

• He was the first Yellow Jacket selected to the Collegiate National Team since Derek Dietrich in 2008.

• Waddell helped Team USA to eight wins in Japan, hitting .320 for 16 hits, three doubles and five RBI while playing third base.

• Waddell's move to short created one of the top middle-infielder combos in America with **Austin Wilhite** at second base.

• Despite batting just .266 for the year, Wilhite came through in clutch situation while also behind a force in double plays. He amassed 41 double plays with a .966 fielding percentage in 2019.

• Wilhite currently ranks 10th since 2002 in Georgia Tech history with 101 double plays turned in his career.

MOST DOUBLE PLAYS TURNED, CAREER
-- GT HISTORY, SINCE 2002

DP's	Player	Years
1. 180	Mott Hyde	2011-14
2. 165	Wade Bailey	2015-18
3. 155	Connor Justus	2014-16
4. 153	Thomas Smith	2012-15
5. 142	Tony Plagman	2007-10
6. 123	Tyler Greene	2003-05
7. 114	Eric Patterson	2002-04
8. 113	Tristin English	2016-19
9. 104	Whit Robbins	2004-06
10. 101	Austin Wilhite	2017-Present

• Finishing just behind Webb, Wilhite was also dangerous on the base paths, stealing 12 on the year and getting caught just once.

• A new face will be behind the dish for the second year in a row as #CatcherU continues to turn out pros in Kyle McCann and Joey Bart.

• Georgia Tech currently has three catchers on its roster in juniors **Cameron Turley** and **Jamie Taylor** and freshman **Jake Holland**.

• Turley caught 12 games and made two starts behind the dish last season, while Taylor made one start at catcher in 10 appearances.

• Holland joins the Jackets as the No. 2-ranked catcher in the state of Florida and the 10th-best catcher in the country, according to *Perfect Game*. He was ranked as the 112th best player overall by PG with "big potential power" at the plate.

• Also new will be Drew Compton in the infield, who will see a lot of time at first base with the departure of Tristin English to the MLB.

• Compton was rated as the No. 5 overall recruit in the country by Perfect Game and the top third-baseman in New Jersey.

• *D1Baseball* rated him as the fifth-best impact freshman nationally among position players and the 12th-best freshman overall.

JACKETS IN THE POLLS

WEEK	BA	CB	USA	NCBWA	D1	PG
Preseason	21	28	22	22	19	-
Feb. 17						
Feb. 24						
Mar. 3						
Mar. 10						
Mar. 17						
Mar. 24						
Mar. 31						
Apr. 7						
Apr. 14						
Apr. 21						
Apr. 28						
May 5						
May 12						
May 19						
May 26						
June 1						
June 19						

BA = Baseball America, CB = Collegiate Baseball, USA = USA Today,

NCBWA = NCBWA, D1 = D1Baseball.com, PG = Perfect Game

N/A = poll not out before release of notes

rv = receiving votes

2019 FINAL ACC STANDINGS

COASTAL DIVISION	ACC	OVERALL
GEORGIA TECH	19-11	43-19
Miami	18-12	40-20
North Carolina	17-13	42-19
Duke	15-15	35-27
Virginia	14-16	32-24
Virginia Tech	9-21	26-27
Pitt	8-22	21-34
ATLANTIC DIVISION	ACC	OVERALL
Louisville	21-9	51-18
NC State	18-12	42-19
Florida State	17-13	42-23
Clemson	15-15	35-26
Wake Forest	14-16	31-26
Notre Dame	13-17	24-30
Boston College	12-18	31-27

OFFENSE

TOP 150 IMPACT FRESHMAN FOR 2020

-- D1BASEBALL

Pos.	Player	School
1. LHP	Hunter Barco	Florida
2. RHP	Jack Leiter	Vanderbilt
3. LHP	Nate Savino	Virginia
4. RHP	Bryce Osmond	Oklahoma State
5. 3B/SS	Josh Rivera	Florida
6. LHP	Steven Hajjar (redshirt)	Michigan
7. SS	Brooks Lee	Cal Poly
8. LHP	Cooper Benson	Arizona State
9. LHP	Connor Priellipp	Alabama
10. SS	Jose Torres	NC State
11. OF	Chris Newell	Virginia
12. 1B	Drew Compton	Georgia Tech

OUTFIELDERS

• Georgia Tech will also return a large portion of its outfield trio in **Colin Hall** and **Baron Radcliff**.

• In addition to being a stalwart left fielder last season, Hall also finished as one of six Yellow Jackets to hit .300, finishing at .307 in 2019.

• Hall finished with 74 hits, 18 doubles and four homers -- including a huge insurance home run off the batters eye against Coastal Carolina in the NCAA Atlanta Regional.

• He finished third on the team with 22 multi-hit games and 12 multi-RBI games for the season.

• In right field last year, Radcliff took off like gangbusters, both at the plate and in right field en route to a 2019 second-team All-ACC selection.

• Not lacking any power, Radcliff is the leading home run returner as he walloped 12 home runs last season.

• While not stealing often, his speed led to a perfect 6-for-6 in stolen bases last season.

• Radcliff was named one of country's biggest "Sleeping Giants" ahead of a potential breakout year.

• Returning to the outfield after a season of rehab is **Michael Guldberg**, who happened to lead Tech with a gaudy .355 average on the year to lead the team and finish second in the ACC.

• Guldberg's career average of .357 is currently on pace to rank in the top-15 of Georgia Tech's all-time career leaders.

BATTING AVERAGE LEADERS, CAREER

(MIN. 200 AB) -- GT HISTORY

Avg.	Player (ABs)	Years
1. .4364	Tom Angley (291)	1925-27
2. .4235	Doug Wycoff (255)	1924-26
3. .4091	Mark Teixeira (528)	1999-01
4. .3960	Charlie Blackmon (250)	2007-08
5. .3858	Scott Jordan (762)	1982-85
6. .3840	Jason Varitek (914)	1991-94
7. .3765	Richard Lewis (688)	1999-01
8. .3720	Nomar Garciaparra (672)	1992-94
9. .3701	Cam Bonifay (462)	1971-74
10. .3692	Mike Fowler (474)	1986-87
11. .3672	Riccardo Ingram (482)	1985-87
12. .3657	Mark Fischer (741)	1995-97
13. .3656	Jay Payton (785)	1992-94
14. .3594	Matt Wieters (704)	2005-07
— .3566	Michael Guldberg (258)	2018-Present
15. .3557	Chris Morgan (402)	1983-84
16. .3552	Heath Honeycutt (549)	1996-98
17. .3540	Randy Carroll (226)	1965-66
18. .3529	Doug Ibele (374)	1976-79
19. .3528	Bryan Prince (788)	1998-01
20. .3523	Michael Wolff (457)	1990-92

• Guldberg's career on-base percentage of .452 is also one of the best at Georgia Tech since 2002.

ON-BASE PERCENTAGE, CAREER

(MIN. 200 AB) -- GT HISTORY, SINCE 2002

OB%	Player (ABs)	Years
1. .477	Matt Wieters (704)	2005-07
2. .469	Charlie Blackmon (250)	2007-08
3. .459	Danny Payne (660)	2005-07
4. .454	Jeff Kindel (499)	2002-06
5. .452	Michael Guldberg (258)	2018-Present
6. .442	Matthew Boggs (234)	2002
7. .439	Whit Robbins (553)	2004-06
8. .433	Kyle McCann (532)	2017-19
9. .432	Derek Dietrich (703)	2008-10
10. .429	Brandon Thomas (709)	2010-13

• Guldberg hauled in a bunch of awards last year that included first-team Academic All-America, second-team All-Region, third-team All-ACC and selection to the 2019 ACC All-Tournament team.

PITCHING

• One of the main reason for their success has been the Yellow Jacket's pitching staff living up to the early preseason hype of having highly regarded prospects and the depth the back them up on the mound.

• Returning on the mound for Tech is RHP **Jonathan Hughes** and RHP **Cort Roedig**, as well as LHP **Luke Bartnicki**.

• Tech will be without the services of RHP **Brant Hurter**, who led the team with a 2.42 ERA, for most of the year as he recovers from Tommy John Surgery underwent last season.

• Hughes played an intricate role to the bullpen last season, making 26 appearances and finishing with a 9-2 record off a 5.09 ERA.

• Hughes was named an "Impact Senior" by *Perfect Game* as he potentially transitions from bullpen anchor to potential ace.

• Hughes was a second-round draft pick out of high school by the Baltimore Orioles but chose to attend Tech instead.

• Stepping up in a huge way last year as a freshman was Roedig, who, in the wake of several injuries, assumed the weekend starts as a freshman and found his footing by the postseason, allowing just three hits with a 1.08 ERA and .115 OBA in his two tournament starts -- ACC Championship Game and NCAA Regional elimination game.

• Frosh righty **Zach Maxwell** getting the nod on Friday makes him the second true freshman to start Opening Day for the Yellow Jackets on the mound since Kris Wilson in 1995 (Xzavion Curry - 2017).

TRUE FRESHMAN PITCHERS STARTING OPENING DAY -- GT HISTORY, SINCE 1967

Player	Opponent	Year
???	St. Peter's	2020
Xzavion Curry	BYU	2017
Kris Wilson	Charleston Southern	1995

• Maxwell was rated as the No. 5 RHP in the state of Georgia and the 10th-best player overall by *Perfect Game*.

• Nationally, PG rated him as the No. 28 RHP in the country.

• He was selected in the 30th round by the New York Yankees but elected to attend Georgia Tech.

• Last season the staff ranked first in the ACC and 30th in the country in walks allowed per nine innings (3.31).

• Tech also ranked third in the ACC and 27th nationally in strikeout-to-walk ratio with a 1.05.

• Two seasons after Tech started a freshmen or sophomore in 45 of its 58 games, the Jackets may once again be led by youth.

MOST PITCHING STARTS BY UNDERCLASSMEN IN 2018, BY PERCENTAGE -- POWER 5 CONFERENCES

Percentage	Team	Conference
1. 92%	Georgia Tech	ACC
	Northwestern	Big Ten
3. 86%	Baylor	Big 12
4. 76%	Michigan	Big Ten

* research courtesy of College Baseball Analytics

• A big get for the experience of the pitching staff is the return of RHP **Andy Archer**, who missed last season with a non-Tommy John elbow injury.

• Without having pitched since 2018, he's already been named to the Stopper of the Year preseason watch list.

• In 26 appearances and 47.0 innings of work in 2018, he worked to a 3.64 ERA, recorded three saves and a 4-0 overall record.

• Georgia Tech will also look to another bullpen anchor in Bartnicki to make strides in his sophomore year.

• Last year, Bartnicki made 29 appearances as a large component out of the bullpen -- good for 10th in the ACC -- and finished with 32.1 innings of work, 23 earned runs for a 6.40 ERA.

DANNY BORRELL

• New this year to Georgia Tech is pitching coach Danny Borrell, who arrives on The Flats after 18 years in the New York Yankees organization as both a player and the pitching coordinator for their world-renowned farm system.

• Borrell became the youngest pitching coordinator in the MLB when hired in 2015 by the Yankees, where he led approximately 180 pitchers per year and 11 pitching coaches over nine minor league affiliates.

• Borrell helped lead the Yankees to be the best pitching organization in baseball statistically.

• In total, he developed 34 Big Leaguers during his tenure with New York -- including MLB All-Stars Dellin Betances and Luis Severino.

• Borrell was drafted by the Yankees in 2000 after a standout career at Wake Forest.

• A two-way player at Wake, Borrell earned freshman All-America and second-team All-America honors en route to leading the Demon Deacons to two ACC titles (1998, 1999).

• He finished his career 10-8 on the mound in 24 starts with a 6.21 ERA, while batting a career .336 with 37 homers and 174 RBI -- both still tied for 10th in Wake Forest history.

GAME SCORE

• Game Score is a metric devised by Bill James and later evolved by Tom Tango to determine the strength of a pitcher in any particular baseball game.

• Game Score correlates strongly with winning percentage, so that a pitcher with an average Game Score of 60 can be expected to win approximately 60 percent of the time.

• Georgia Tech returns three pitchers that accounted for eight of the top-15 Game Scores last season.

2019 TOP GAME SCORE, GT PITCHERS

Player	Opponent	Game Score
1. Connor Thomas	Pittsburgh	99
2. Connor Thomas	Louisville	89
3. Brant Hurter	Northwestern	87
Brant Hurter	Boston College	87
5. Connor Thomas	Notre Dame	82
6. Cort Roedig	Kennesaw State	77
7. Amos Willingham	Georgia State	75
8. Connor Thomas	West Virginia	73
9. Connor Thomas	Northwestern	72
10. Brant Hurter	Virginia	69
Jonathan Hughes	Virginia Tech	69
12. Connor Thomas	Virginia	68
Amos Willingham	Georgia	68
14. Cort Roedig	Western Carolina	67
Jonathan Hughes	NC State *	67
15. Cort Roedig	North Carolina ^	65

^ ACC Championship Game

* ACC Tournament Semifinals

MISCELLANEOUS

ATOP THE CONFERENCE

- Georgia Tech baseball ranks among the most prolific winners in ACC history.

MOST ACC TOURNAMENT TITLES, SINCE 2000

	Titles	Years
Georgia Tech	5	2000, 2003, 2005, 2012, 2014
Florida State	5	2002, 2004, 2010, 2015, 2017
North Carolina	3	2007, 2013, 2019
Clemson	2	2006, 2016
Virginia	2	2009, 2011

MOST ACC REGULAR-SEASON, DIVISIONAL TITLES SINCE 2000

	Titles	Regular-Season Years (Divisional)
Florida State	11	2001, 2002, 2003 (2007, 2008, 2009, 2010*, 2011, 2012, 2013, 2014)
North Carolina	6	(2006, 2007, 2009, 2012, 2013, 2017)
Georgia Tech	5	2000, 2004, 2005 (2011, 2019)
Miami	4	(2008, 2014, 2015, 2016)
Louisville	4	(2015, 2016, 2017, 2019)

*co-champion



2020 ACC PRESEASON POLL

OVERALL CHAMPION

Louisville

ATLANTIC DIVISION

POINTS

1. Louisville (13)	97
2. Florida State	79
3. NC State	68
4. Clemson (1)	52
Wake Forest	52
6. Boston College	27
7. Notre Dame	17

(first-place votes)

COASTAL DIVISION

POINTS

1. Miami (12)	93
2. North Carolina (1)	68
3. Georgia Tech (1)	66
4. Duke	65
5. Virginia	55
6. Virginia Tech	27
7. Pitt	18

(first-place votes)

2020 HONORS


ANDY ARCHER

Stopper of the Year preseason watch list (Feb. 10)

2019 RECORD BREAKDOWN

	ACC	Overall
Overall	19-11	43-19
Home	10-5	26-11
Road	9-6	13-7
Neutral	-	4-1
Day Games	13-5	27-10
Night Games (6 p.m. or later)	6-6	16-9
Yellow Jackets Score First	13-3	28-6
Opponent Scores First	6-8	15-13
Yellow Jackets Score in 1st inning	6-5	16-6
Walk-off Victories	1-2	4-2
As a Ranked Team (All Polls)	14-7	29-14
vs. Ranked Team (All Polls)	4-2	12-8
TV/ESPN3/ACC Network Extra Game	16-10	38-17
vs. LHP (starter)	8-3	14-5
vs. RHP (starter)	11-8	29-14
Yellow Jacket Starter 6+ IP	6-4	14-4
Yellow Jacket Starter 7+ IP	8-0	12-1
Yellow Jacket Starter 8+ IP	4-0	4-1
Hitting A Home Run	13-5	30-7
Not Hitting A Home Run	6-6	13-12
Out Hit Opponent	14-3	35-3
Get Out Hit By Opponent	3-7	6-15
Equal Number of Hits	2-1	2-1
February	-	5-3
March	6-3	14-6
April	8-4	11-5
May	4-2	9-2
June	-	1-2
Monday	-	-
Tuesday	-	9-1
Wednesday	-	3-0
Thursday	1-1	1-1
Friday	5-4	11-4
Saturday	9-2	13-6
Sunday	6-4	6-7
One-Run Games	6-4	10-5
Two-Run Games	3-0	5-0
Three-Run Games	0-2	2-2
Four+ Run Games	11-3	21-9
Leading After 6	16-2	37-3
Trailing After 6	1-7	2-13
Tied After 6	2-2	4-3
Leading After 7	16-3	37-5
Trailing After 7	0-7	0-13
Tied After 7	3-1	5-1
Leading After 8	18-3	38-4
Trailing After 8	0-8	0-15
Tied After 8	1-0	4-0
Shutouts	3-0	4-1
Extra Innings	1-0	3-0
Score 0-5 Runs	5-7	8-15
Score 6+ Runs	14-4	35-4
Allow 0-5 Runs	13-2	30-4
Allow 6+ Runs	6-9	13-15
Commit 0 Errors	8-3	19-6
Commit 1 Error	5-3	12-4
Commit 2+ Errors	6-4	12-9

HALL OF FAME COACH



- **Danny Hall** is in his 27th season at Georgia Tech and his 33rd overall as a head coach in 2020. He is the winningest baseball coach in Tech history with 1,062 wins.
- Hall, who won his 1,200th career game on February 24, 2018 and his 1,000th win at Georgia Tech on March 20, 2018, stands fifth among active Division I coaches in career victories entering the 2020 season.
- Last year, Hall earned his fourth ACC Coach of the Year honor.
- In his career – both as an assistant and head coach – Hall has been part of over 1,600 victories and seven trips to the College World Series.
- Hall has led Tech to the NCAA Tournament on 21 occasions and guided the Jackets to the NCAA College World Series in 1994, 2002 and 2006 -- the program's only three berths.

HALL BY THE NUMBERS

1,270	career wins as a head coach
1,062	wins at Georgia Tech
143	total draft picks coached at Tech
126	all-ACC honors
108	all-American selections by 41 GT players
52	Tech's school record for wins set in 2002
23	freshman all-Americans
21	NCAA Regional appearances at Tech
15	top-two ACC offensive finishes
14	Academic all-America honors by GT players
7	Yellow Jackets drafted in the first round
6	NCAA Super Regional appearances at Tech
6	ACC regular season/division titles ('97, '00, '04, '05, '11, '19)
5	ACC tournament titles (2000, 2003, 2005, 2012, 2014)
3	College World Series appearances (only three in Tech history)

WINNINGEST ACTIVE DIVISION I BASEBALL COACHES ENTERING 2020 SEASON

1. Mike Fox, North Carolina 1,475
2. Paul Mainieri, LSU 1,455
3. John Anderson, Minnesota 1,317
4. Keith Guttin, Missouri St. 1,279
5. **DANNY HALL, Georgia Tech . 1,270**
6. Gary Gilmore, Coastal Carolina . . . 1,216
7. Mike Sansing, Kennesaw St. 1,119
8. Elliott Avent, NC State 1,099
9. Dave Van Horn, Arkansas 1,060
10. Brian Shoop, UAB 1,054
11. Bill Brown, George Mason 1,045
12. Rich Hill, San Diego 1,034
13. Paul Kostacopoulos, Navy 954
14. Steve Owens, Rutgers 914

HALL'S COACHING TREE

HEAD COACHES

-  Scott Stricklin - Georgia Tech Assistant 2002-04
Kent State player 1991-93
-  Josh Holliday - Georgia Tech Assistant 2005-07
-  Greg Beals - Kent State player 1989-91
-  Bobby Moranda - Georgia Tech Assistant 2002-07
-  Mike Trapasso - Georgia Tech Assistant 1995-01
-  Eddie Uschold - Kent State Assistant

ASSISTANT HEAD COACHES

-  Wally Crancer - Georgia Tech player 2006-07



GAME HIGHS ('19)

TEAM BATTING

At bats:	42	at Kennesaw State (Mar 05, 2019)
Runs scored:	25	vs Western Carolina (May 03, 2019)
Hits:	18	at Mercer (Mar 19, 2019)
	18	vs Western Carolina (May 03, 2019)
	18	vs Western Carolina (May 04, 2019)
RBIs:	23	vs Western Carolina (May 03, 2019)
Doubles:	5	(4 games)
Triples:	2	vs Western Carolina (May 03, 2019)
	2	vs Mercer (May 14, 2019)
Home runs:	6	vs Western Carolina (May 03, 2019)
Total bases:	40	vs Western Carolina (May 03, 2019)
Walks:	13	vs Florida A&M (May 31, 2019)
Strikeouts:	18	at Louisville (Mar 22, 2019)
Sac hits:	2	(5 games)
Sac flies:	5	vs Western Carolina (May 03, 2019)
Stolen bases:	4	vs Georgia State (Feb 26, 2019)
	4	vs Auburn (Apr 16, 2019)
	4	vs Pitt (May 17, 2019)
Hit by pitch:	4	at Boston College (Apr 14, 2019)
Caught stealing:	2	(4 games)
Runners LOB:	15	vs Coastal Carolina (Jun 02, 2019)
Hit into DP:	4	vs Clemson (Apr 28, 2019)

TEAM FIELDING

Putouts:	33	vs West Virginia (Feb 16, 2019)
	33	vs UCLA (Feb 22, 2019)
Assists:	17	vs Georgia Southern (Mar 12, 2019)
Errors:	5	vs West Virginia (Feb 16, 2019)
Passed balls:	1	(7 games)
DPS turned:	4	vs Auburn (Jun 01, 2019)

TEAM PITCHING

Innings pitched:	11.0	vs West Virginia (Feb 16, 2019)
	11.0	vs UCLA (Feb 22, 2019)
Runs allowed:	12	at Georgia (Apr 09, 2019)
Earned runs:	10	(4 games)
Walks allowed:	9	at Virginia Tech (Apr 20, 2019)
Strikeouts:	18	vs West Virginia (Feb 16, 2019)
Hits allowed:	15	vs Clemson (Apr 28, 2019)
Doubles allowed:	5	vs North Carolina (Apr 06, 2019)
	5	at Boston College (Apr 12, 2019)
Triples allowed:	1	(5 games)
Homers allowed:	4	vs Clemson (Apr 26, 2019)
	4	at Duke (5/12/19)
	4	vs North Carolina (May 26, 2019 at Durham, N.C.)
Wild pitches:	4	at Kennesaw State (Mar 05, 2019)
Hit batters:	3	(4 games)

INDIVIDUAL BATTING

At bats:	6	(13 games)
Runs scored:	5	Tristin English vs North Carolina (Apr 06, 2019)
Hits:	4	(13 games)
RBIs:	7	Kyle McCann vs Northwestern (Mar 01, 2019)
Doubles:	2	(9 games)
Triples:	1	(15 games)
Home runs:	2	(8 games)
Total bases:	11	Baron Radcliff at Duke (5/10/19)
Walks:	3	(17 games)
Strikeouts:	4	Kyle McCann vs Notre Dame (Mar 29, 2019)
Sac hits:	2	Nick Wilhite vs Georgia (Apr 23, 2019 at Atlanta, Ga.)
Sac flies:	2	Tristin English vs Georgia (Mar 26, 2019)
Stolen bases:	2	Austin Wilhite at Louisville (Mar 24, 2019)
	2	Austin Wilhite vs North Carolina (Apr 07, 2019)
	2	Jackson Webb vs Pitt (May 17, 2019)
Hit by pitch:	2	(5 games)
Caught stealing:	2	Nick Wilhite vs Virginia (Mar 16, 2019)
Runners LOB:	8	Colin Hall vs Georgia Southern (Mar 12, 2019)
	8	Baron Radcliff at Auburn (Apr 02, 2019)

INDIVIDUAL FIELDING

Putouts:	17	Kyle McCann vs West Virginia (Feb 16, 2019)
Assists:	7	Austin Wilhite at Auburn (Apr 02, 2019)
	7	Austin Wilhite at Duke (5/12/19)
	7	Austin Wilhite vs Auburn (Jun 01, 2019)
Errors:	4	Oscar Serratos vs West Virginia (Feb 16, 2019)
Passed balls:	1	(7 games)

INDIVIDUAL PITCHING

Innings pitched:	9.0	Connor Thomas at Louisville (Mar 23, 2019)
	9.0	Connor Thomas vs Pitt (May 17, 2019)
Runs allowed:	7	Brant Hurler at Miami (FL) (Mar 10, 2019)
	7	Xzavon Curry at Boston College (Apr 12, 2019)
	7	Amos Willingham vs Pitt (May 16, 2019)
	7	Amos Willingham vs Pitt (May 16, 2019)
Earned runs:	5	Amos Willingham vs North Carolina (Apr 05, 2019)
Strikeouts:	13	Brant Hurler vs Northwestern (Mar 02, 2019)
Hits allowed:	12	Connor Thomas vs Clemson (Apr 27, 2019)
Doubles allowed:	5	Xzavon Curry at Boston College (Apr 12, 2019)
Triples allowed:	1	(5 games)
Homers allowed:	2	(14 games)
Wild pitches:	3	Micah Carpenter at Kennesaw State (Mar 05, 2019)
Hit batters:	2	(6 games)

SERIES BY SERIES STATS

HITTING	W-L	Avg.	R	H	2B	3B	HR	RBI	BB	K	SB
ATL Challenge	2-1	.238	12	25	4	1	4	10	15	15	2
UCLA	1-2	.158	6	15	4	0	2	24	12	28	1
Georgia State	2-0	.307	17	23	2	0	2	16	14	15	6
Northwestern	2-1	.308	22	32	6	2	3	20	10	22	1
Kennesaw State	2-0	.333	19	25	2	0	3	17	11	12	4
Miami (Fla.)	1-2	.306	16	33	7	0	4	15	14	25	2
Ga. Southern	1-0	.378	7	14	4	0	0	6	6	4	1
Virginia	2-1	.363	21	37	5	0	2	20	18	21	1
Mercer	2-0	.397	21	29	5	2	1	20	15	18	4
Louisville	2-1	.206	11	20	2	1	2	10	13	33	4
Georgia	2-1	.244	21	21	3	1	5	20	19	23	0
Notre Dame	2-1	.308	25	32	4	1	3	23	17	26	5
Auburn	2-0	.333	20	23	5	0	0	19	19	18	5
North Carolina	2-1	.318	25	34	8	1	3	23	14	19	4
Boston College	2-1	.263	18	26	3	0	1	16	16	28	5
Virginia Tech	2-1	.229	13	22	2	1	9	11	23	25	4
Clemson	2-1	.307	28	31	4	1	7	24	20	20	2
Western Caro.	3-0	.435	50	55	6	2	11	52	25	15	0
Duke	2-1	.313	33	35	10	0	7	31	66	31	2
Pitt	2-1	.280	17	28	6	1	3	14	14	32	7
ATL Regional	2-2	.300	29	42	5	1	2	24	21	28	4

PITCHING	W-L	ERA	IP	H	R	ER	BB	K	Opp.	Avg.
ATL Challenge	2-1	3.41	29.0	25	14	11	9	39		.221
UCLA	1-2	4.03	29.0	34	17	13	10	26		.301
Georgia State	2-0	1.50	18.0	12	3	3	2	16		.188
Northwestern	2-1	2.67	27.0	22	8	8	7	30		.216
Kennesaw State	2-0	4.00	18.0	17	8	8	7	24		.250
Miami (Fla.)	1-2	6.08	26.2	30	19	18	7	29		.270
Ga. Southern	1-0	4.00	9.0	13	6	4	6	3		.361
Virginia	2-1	5.33	27.0	32	17	16	4	17		.299
Mercer	2-0	3.00	18.0	12	9	6	7	17		.185
Louisville	2-1	2.03	26.2	19	6	6	10	23		.198
Georgia	2-1	6.38	24.0	30	20	17	15	18		.309
Notre Dame	2-1	4.67	27.0	28	18	14	15	28		.259
Auburn	2-0	4.00	18.0	24	9	8	8	17		.316
North Carolina	2-1	8.00	27.0	33	26	24	18	29		.295
Boston College	2-1	2.42	26.0	25	10	7	6	28		.260
Virginia Tech	2-1	3.46	26.0	22	11	10	13	24		.227
Clemson	2-1	8.33	27.0	42	26	25	8	29		.359
Western. Caro.	3-0	2.33	27.0	20	8	7	5	23		.204
Duke	2-1	7.27	26.0	33	23	21	11	15		.306
Pitt	2-1	5.33	27.0	22	16	16	10	28		.216
ATL Regional	2-2	2.78	35.2	33	20	11	13	34		.250

MONTH-BY-MONTH

UNDER COACH DANNY HALL (1994-present)					
Year	Jan./Feb.	Mar.	Apr.	May/June	Final
1994	6-2	15-2	13-6	16-7	50-17
1995	7-3	11-6	13-6	7-7	38-22
1996	4-6	15-3	11-8	10-7	40-24
1997	9-0	18-2	9-8	10-5	46-15
1998	8-4	13-5	11-8	9-5	41-22
1999	8-4	15-2	8-9	7-5	38-20
2000	8-3	13-5	16-3	13-5	50-16
2001	10-1	12-6	11-7	8-6	41-20
2002	8-1	14-3	14-5	16-7	52-16
2003	7-0	14-5	11-6	12-7	44-18
2004	6-3	10-8	9-6	19-4	44-21
2005	7-2	14-3	10-7	14-7	45-19
2006	10-0	12-4	11-8	17-6	50-18
2007	6-5	12-6	9-6	5-8	32-25
2008	5-1	17-4	9-8	10-8	41-21
2009	6-1	12-3	10-7-1	10-8	38-19-1
2010	7-1	15-2	13-5	12-7	47-15
2011	5-3	16-2	10-8	11-8	42-21
2012	7-2	11-8	8-9	12-7	38-26
2013	8-1	13-5	7-10	9-11	37-27
2014	5-4	10-9	11-6	11-8	37-27
2015	7-3	11-7	8-7	6-6	32-23
2016	7-0	12-5	10-9	9-11	38-25
2017	7-1	7-9	7-11	6-7	27-28
2018	6-2	10-9	8-10	7-6	31-27
2019	5-3	14-6	11-5	11-4	43-16
TOTALS	179-56	268-188-1	1062-551-1		
	337-129	277-177			

GAME-WINNING PLAYS

Game-winning plays are ones that give Tech the lead or break a tie en route to win

Game	Play	Inn.	Final
Illinois-Chicago	Kyle McCann home run	3	6-3
West Virginia	Nick Wilhite bases-loaded single#	11	5-4
UCLA	Kyle McCann solo home run#	11	4-3
Georgia State	Oscar Serratos single left side	1	7-3
Georgia State	Oscar Serratos single left side	3	10-0
Northwestern	Chase Murray RBI single	2	12-1
Northwestern	Austin Wilhite 2-RBI single	4	9-2
Kennesaw State	Nick Wilhite RBI single	2	10-7
Kennesaw State	Kyle McCann 2-run homer	1	9-1
Miami	Kyle McCann one-run homer	10	5-4
Georgia Southern	Michael Guldberg 2-RBI double	7	7-6
Virginia	Luke Waddell 2-RBI single	2	7-3
Virginia	Kyle McCann RBI double	1	6-5
Mercer	Austin Wilhite RBI double	2	14-8
Louisville	Kyle McCann RBI double	8	3-1
Louisville	Baron Radcliff 2-RBI homer	2	4-0
Georgia	Luke Waddell 2-RBI homer	6	11-2
Notre Dame	English RBI single	1	11-2
Notre Dame	Serratos 3-RBI double	8	8-7
Auburn	Guldberg 2-RBI double	4	9-3
North Carolina	Guldberg sac fly RBI#	9	11-10
North Carolina	Co. Hall FC RBI	7	10-5
Boston College	Radcliff home run	2	9-1
Boston College	Waddell hit-by-pitch RBI	3	7-0
Auburn	Webb double down LF line	5	11-6
Virginia Tech	Nick Wilhite singled to CF	5	4-3
Georgia	Tristin English groundout RBI	1	8-6
Clemson	A. Wilhite sac fly RBI	4	8-7
Clemson	N. Wilhite 2-RBI double	7	13-8
Western Carolina	Tristin English 2-RBI HR	1	25-4
Western Carolina	Michael Guldberg RBI double	1	16-3
Western Carolina	Kyle McCann 2-RBI HR	1	14-1
Duke	Baron Radcliff 2-RBI double	114-10	
Duke	Luke Waddell 2-RBI single	2	15-3
Mercer	Michael Guldberg RBI triple	5	7-1
Pitt	Kyle McCann HR	7	12-7
Pitt	Kyle McCann RBI double	1	2-0
Notre Dame	Jackson Webb 2-RBI double	4	12-6
Duke	Tristin English RBI double#	9	5-4
NC State	Baron Radcliff 2-RBI double	8	9-2
# -- walk-off win			

GAME WINNING RBI LEADERS	2019	CAREER
Kyle McCann	10	15
Tristin English	4	12
Austin Wilhite	4	9
Michael Guldberg	6	7
Colin Hall	1	6
Nick Wilhite	3	6
Luke Waddell	6	6
Chase Murray	1	5
Baron Radcliff	4	5
Oscar Serratos	3	3
Jackson Webb	2	2

2020 #FUTUREJACKETS

John Anderson, INF	Suwanee, Ga.
Dawson Brown, RHP	Macon, Ga.
Jake Deleo, OF	Norwalk, Conn.
Brad Grenkoski, OF/RHP	Kennesaw, Ga.
Marquis Grisson, Jr., RHP	Atlanta, Ga.
Tervell Johnson, OF	Atlanta, Ga.
Kevin Parada, C	Pasadena, Calif.
Xander Stephens, RHP	Lilburn, Ga.
Dylan Strickland, INF	Loganville, Ga.
Hank Thomas, OF	Oxford, Ohio

2020 MLB #PROJACKETS

Charlie Blackmon, OF	Rockies
Derek Dietrich, OF	Reds
Buck Farmer, RHP	Tigers
Daniel Palka, OF	White Sox
Matt Skole, DH/1B	White Sox
Matt Wieters, C	Cardinals

YELLOW JACKETS BIG INNINGS

* FOUR OR MORE RUNS

DATE	OPPONENT	INN.	BATTERS	R	H	E	GT RESULT
2/15	UIC	3rd	7	4	4	0	W, 6-3
2/27	Georgia State	3rd	9	4	4	0	W, 10-0
3/1	Northwestern	4th	11	5	4	0	
		5th	10	5	5	0	W, 12-1
3/19	Mercer	5th	13	7	7	0	W, 14-8
3/26	No. 4 Georgia	5th	10	6	5	0	
		6th	8	4	2	1	W, 11-2
3/30	Notre Dame	2nd	10	5	5	1	W, 11-2
3/31	Notre Dame	1st	12	5	3	0	W, 8-7
4/2	Auburn	4th	9	4	2	0	
		8th	9	4	2	0	W, 9-3
4/13	Boston College	3rd	11	6	6	0	W, 9-1
4/14	Boston College	3rd	9	4	1	0	W, 7-0
4/23	No. 4 Georgia	2nd	9	5	3	0	W, 8-6
4/27	Clemson	7th	10	7	6	0	W, 13-8
4/28	Clemson	1st	8	5	4	1	L, 11-7
5/3	Western Carolina	1st	7	4	3	0	
		6th	14	11	5	1	
		7th	9	6	4	1	W, 25-4
5/4	Western Carolina	1st	9	4	5	0	
		6th	9	5	5	0	W, 16-3
5/5	Western Carolina	4th	11	7	6	0	
		6th	8	4	4	0	W, 14-1
5/11	Duke	2nd	10	5	4	1	
		4th	8	5	6	0	W, 15-3
5/14	Mercer	5th	10	6	5	0	W, 7-1
5/22	Notre Dame	4th	9	5	4	1	W, 12-6
5/25	NC State	8th	10	5	4	0	W, 9-2
5/31	Florida A&M	7th	10	5	3	1	W, 13-2
6/1	Auburn	2nd	8	4	3	1	L, 6-5
6/2	Coastal Carolina	7th	9	5	4	0	W, 10-8

RECORD WITH A BIG INNING: 20-2

OPPONENT BIG INNINGS

* FOUR OR MORE RUNS

DATE	OPPONENT	INN.	BATTERS	R	H	E	GT RESULT
2/16	Richmond	5th	7	4	3	0	L, 7-1
2/23	No. 3 UCLA	3rd	7	4	4	0	L, 8-2
3/2	Northwestern	8th	9	5	5	0	L, 5-1
4/5	No. 9 North Carolina	2nd	7	4	2	1	L, 11-4
4/6	No. 9 North Carolina	9th	9	4	3	0	W, 11-10
4/9	No. 2 Georgia	7th	10	4	3	0	L, 12-2
4/28	Clemson	8th	10	6	6	0	L, 11-7
5/10	Duke	8th	7	4	3	0	W, 14-10
5/26	No. 17 North Carolina	6th	8	4	5	0	
		9th	7	4	2	0	L, 10-2
6/1	Auburn	9th	6	4	2	1	L, 6-5
6/2	Coastal Carolina	7th	9	4	4	0	W, 10-8

RECORD WHEN ALLOWING A BIG INNING: 3-8

GAMES STARTED (POSITION PLAYERS)

Player	2019	CAREER	CURRENT STREAK
Tristin English	58	168	21
Austin Wilhite	60	163	42
Chase Murray	18	117	3
Kyle McCann	62	149	102
Colin Hall	62	111	78
Nick Wilhite	62	108	68
Oscar Serratos	33	64	-
Luke Waddell	58	89	55
Carter Hall	-	23	-
Baron Radcliff	48	66	48
Michael Guldborg	59	70	36
Jackson Webb	35	35	28
Xzavien Curry	-	1	-

STREAKS (POSITION PLAYERS)

PLAYER	HITTING		ON-BASE	
	CURRENT	LONGEST	CURRENT	LONGEST
Charlie Benson	-	1	1	2
Michael Guldborg	-	7*	-	21*
Colin Hall	-	10*	-	22*
Baron Radcliff	-	7*	-	16*
Paxton Rigby	-	1	-	2
Jamie Taylor	-	2	-	2
Cameron Turley	-	1	-	2
Luke Waddell	-	14*	-	39*
Jackson Webb	2	7*	2	16*
Austin Wilhite	-	11*	-	16*
Billy Zinnershine	-	-	-	1

* Longest is career long

CAREER HOME RUNS

* – Leadoff ITP – Inside-the-Park GS – Grand Slam

MICHAEL GULDBERG	Opponent	On Base	Inning	Outs	Count	Score	Final
1. Feb. 23, 2018	Dartmouth	. . 2 .	8	1	3-1	7-0	W, 10-0
2. Mar. 20, 2018	Auburn	. . 2 .	4	1	0-0	3-0	W, 6-4
3. May 25, 2019	NC State	. . 2 .	5	2	2-1	1-1	W, 9-2

COLIN HALL	Opponent	On Base	Inning	Outs	Count	Score	Final
1. April 28, 2018	Wake Forest	* 0 . . .	3	0	0-1	1-0	W, 5-1
2. May 18, 2018	Duke	. . 2 .	3	2	1-0	2-3	W, 20-7
3. Mar. 30, 2019	Notre Dame	. 1 . .	2	2	0-0	6-0	W, 11-2
4. May 5, 2019	Western Carolina	. 1 . .	6	1	3-2	12-1	W, 14-1
5. May 11, 2019	Duke	. . 2 .	4	2	1-0	7-2	W, 15-3
6. June 3, 2019	Coastal Carolina	0 . . .	9	2	2-0	9-8	W, 10-8

BARON RADCLIFF	Opponent	On Base	Inning	Outs	Count	Score	Final
1. Mar. 4, 2018	UIC	0 . . .	9	2	2-2	4-12	L, 5-12
2. Mar. 31, 2018	Miami	. . 2 .	8	2	0-2	8-4	W, 13-4
3. April 18, 2018	Kennesaw State	. 1 . .	8	0	0-1	15-7	W, 17-7
4. May 5, 2018	Radford	. . 2 .	10	2	1-1	8-8	W, 11-8
5. Mar. 22, 2019	No. 4 Louisville	0 . . .	9	2	2-2	2-1	W, 31
6. Mar. 23, 2019	No. 4 Louisville	. 1 . .	2	1	0-0	0-0	W, 4-0
7. Mar. 26, 2019	No. 4 Georgia	. 1 . .	5	2	2-2	4-2	W, 11-2
8. April 13, 2019	Boston College	* 0 . . .	2	0	0-0	0-0	W, 9-1
9. April 27, 2019	Clemson	* 0 . . .	2	0	0-0	0-1	W, 13-8
10. April 28, 2019	Clemson	0 . . .	1	1	1-0	3-1	L, 7-11
11. May 3, 2019	Western Carolina	0 . . .	6	0	0-1	6-4	W, 25-4
12. May 5, 2019	Western Carolina	. . 2 .	4	2	0-1	7-1	W, 14-1
13. May 10, 2019	Duke	. 1 . .	4	2	0-1	5-3	W, 14-1
14. May 10, 2019	Duke	. 1 . .	6	1	3-2	8-3	W, 14-1
15. May 16, 2019	Pitt	. . 2 .	3	2	0-1	0-6	W, 12-7
16. May 16, 2019	Pitt	. 1 . .	5	1	0-2	3-7	W, 12-7

LUKE WADDELL	Opponent	On Base	Inning	Outs	Count	Score	Final
1. Mar. 16, 2018	Virginia Tech	0 . . .	4	1	1-0	4-3	W, 16-9
2. Feb. 22, 2019	No. 3 UCLA	0 . . .	5	2	2-2	2-2	W, 4-3 (11)
2. Mar. 26, 2019	No. 4 Georgia	. 1 . .	5	1	3-1	1-2	W, 11-2

AUSTIN WILHITE	Opponent	On Base	Inning	Outs	Count	Score	Final
1. Mar. 21, 2017	Auburn	0 . . .	5	1	1-0	0-5	L, 4-7
2. Feb. 24, 2018	Dartmouth (1)	0 . . .	2	0	1-1	2-2	W, 12-9
3. April 8, 2018	Florida State	0 . . . ITP	6	2	1-0	10-1	W, 16-3
4. April 10, 2018	at Mercer	* 0 . . .	8	0	0-1	10-7	W, 16-8
5. April 14, 2018	at Pittsburgh	0 . . .	4	2	1-0	1-0	L, 3-4
6. April 15, 2018	at Pittsburgh	. 1 . .	4	2	2-1	2-2	L, 5-6
7. May 11, 2018	at Virginia	0 . . .	5	1	1-2	0-1	L, 6-8
8. Mar. 19, 2019	at Mercer	. . 2 .	5	0	3-2	5-3	W, 14-8

JACKSON WEBB	Opponent	On Base	Inning	Outs	Count	Score	Final
1. May 3, 2015	Western Carolina	. . 2 .	6	1	2-1	11-4	W, 25-4

CAREER HOME RUNS

* – Leadoff ITP – Inside-the-Park GS – Grand Slam

MULTIPLE HIT GAMES

	2019 SEASON					CAREER				
	2	3	4	5+	Total	2	3	4	5+	Total
English	18	5	2	-	25	49	12	5	-	65
A. Wilhite	14	1	-	-	15	36	11	2	-	49
Murray	6	-	-	-	6	31	7	2	-	40
Colin Hall	13	6	3	-	22	26	8	3	-	36
McCann	13	3	-	-	16	21	10	1	-	32
Waddell	14	4	2	-	20	23	4	2	-	28
Guldborg	20	4	2	-	26	21	4	2	-	27
N. Wilhite	15	3	1	-	19	17	4	1	-	22
Radcliff	6	1	2	-	9	7	2	2	-	11
Webb	3	2	1	-	6	3	2	1	-	6

MULTIPLE RBI GAMES

	2019 SEASON					CAREER				
	2	3	4	5+	Total	2	3	4	5+	Total
English	7	7	3	2	19	23	13	7	4	46
McCann	9	5	2	2	18	17	8	4	4	33
A. Wilhite	6	1	1	-	8	16	4	2	1	23
Murray	1	-	-	-	1	11	5	1	-	17
Colin Hall	9	2	-	1	12	13	3	-	1	17
N. Wilhite	10	1	-	-	11	12	1	-	-	13
Radcliff	6	2	-	2	10	6	5	-	2	13
Guldborg	4	3	-	-	7	4	5	-	-	9
Waddell	5	2	-	-	7	7	1	-	-	8
Carter Hall	-	-	-	-	-	2	2	-	-	4
Webb	1	2	-	-	3	1	2	-	-	3
Taylor	-	1	-	-	1	-	1	-	-	1

CAREER WALK-OFF HITS

Player (Date)	Play	Inn.	Final
A. Wilhite vs. Radford (5/4/18)	Ground-rule double	B9	6-5
Radcliff vs. Radford (5/5/18)	Three-run home run	B10	11-8
M. Guldborg vs. #9 UNC (4/6/19)	Sacrifice fly	B9	11-10

STARTERS

STARTING PITCHER RECORDS

PITCHER	2019 STARTS	2019	CAREER
Jake Brace	1	0-0	0-0
Micah Carpenter	-	-	0-0
Hugh Chapman	-	-	0-1
Xzavion Curry	10	3-2	16-10
Tristin English	-	-	2-4
Keyton Gibson	2	0-0	5-6
Jonathan Hughes	-	-	4-3
Brant Hurter	9	2-2	7-5
Jake Lee	-	-	4-5
Cort Roedig	10	2-2	2-2
Will Shirah	-	-	0-1
Connor Thomas	16	9-2	16-6
Amos Willingham	13	8-2	8-2

* CAREER RECORD IS RECORD AS A STARTER (NOT OVERALL)

STARTING PITCHER STATS

PITCHER	STARTS	IP	W-L	ERA
Brant Hurter	9	47.1	2-2	2.47
Connor Thomas	16	113.0	9-2	3.11
Xzavion Curry	10	54.1	3-2	4.31
Amos Willingham	13	62.2	8-2	4.60
Cort Roedig	10	38.0	2-2	4.74
Keyton Gibson	3	7.0	0-0	6.43
Jake Brace	1	1.1	0-0	20.25

* STATS AS A STARTER IN 2019 (NOT OVERALL)

STARTING PITCHERS GAME-BY-GAME

PITCHER	DATE	OPPONENT	DEC.	IP	H	R	ER	BB	SO	NP	SCORE	FINAL
											W/LEFT	SCORE
Xzavion Curry	2/15	UIC	W	5.0	5	1	1	0	9	88	5-2	6-3
Cort Roedig	2/16	Richmond	L	1.1	1	2	2	3	1	41	0-0	1-7
Connor Thomas	2/16	West Virginia	ND	7.0	5	3	0	2	10	91	4-3	5-4
Xzavion Curry	2/22	No. 3 UCLA	ND	5.0	5	2	1	3	4	91	3-2	4-3
Connor Thomas	2/23	No. 3 UCLA	L	5.0	9	6	6	1	5	80	2-6	2-8
Brant Hurter	2/24	No. 3 UCLA	L	5.0	6	2	1	0	7	78	0-1	0-6
Cort Roedig	2/27	Georgia State	ND	4.0	3	1	1	1	1	53	2-1	7-3
Amos Willingham	2/28	Georgia State	W	6.0	3	0	0	0	5	76	8-0	10-0
Xzavion Curry	3/1	Northwestern	W	5.0	2	0	0	2	7	93	12-0	12-1
Connor Thomas	3/2 (1)	Northwestern	W	7.0	6	2	2	2	6	95	6-2	9-2
Brant Hurter	3/2 (2)	Northwestern	ND	7.0	4	0	0	0	13	90	1-0	1-5
Amos Willingham	3/5	Kennesaw State	W	5.0	5	1	1	1	3	81	5-1	10-7
Cort Roedig	3/6	Kennesaw State	W	5.1	3	0	0	1	7	68	5-0	9-1
Xzavion Curry	3/8	Miami	ND	6.1	7	4	4	0	9	106	4-4	5-4
Connor Thomas	3/9	Miami	ND	6.0	7	3	3	1	5	91	3-3	5-6
Brant Hurter	3/10	Miami	L	5.2	6	7	6	2	8	93	2-7	6-9
Amos Willingham	3/12	Georgia Southern	ND	5.0	7	2	2	0	0	57	3-2	7-6
Xzavion Curry	3/15	Virginia	ND	6.0	8	5	5	2	3	109	5-4	8-9
Connor Thomas	3/16	Virginia	W	7.1	7	2	2	0	6	103	7-1	7-3
Brant Hurter	3/17	Virginia	W	7.0	7	2	2	0	7	93	6-1	6-5
Amos Willingham	3/19	Mercer	W	6.0	6	4	1	0	4	69	14-4	14-8
Xzavion Curry	3/22	No. 4 Louisville	W	8.0	1	1	1	2	9	113	3-1	3-1
Connor Thomas	3/23	No. 4 Louisville	W	9.0	5	0	0	2	5	96		4-0
Brant Hurter	3/24	No. 4 Louisville	ND	6.0	8	3	3	2	4	96	3-2	4-5
Amos Willingham	3/26	No. 4 Georgia	W	6.1	6	2	2	2	8	107	11-2	11-2
Xzavion Curry	3/29	Notre Dame	ND	4.0	5	4	4	2	5	77	5-4	6-9
Connor Thomas	3/30	Notre Dame	W	7.0	5	0	0	0	10	93	11-0	11-2
Brant Hurter	3/31	Notre Dame	ND	6.0	3	3	1	3	3	102	5-3	8-7
Jake Brace	4/2	No. 15 Auburn	ND	1.1	5	3	3	1	0	37	0-3	9-3
Amos Willingham	4/5	No. 9 UNC	L	4.0	6	6	4	5	1	89	1-6	4-11
Connor Thomas	4/6	No. 9 UNC	ND	6.2	8	4	4	2	9	102	9-2	11-10
Cort Roedig	4/7	No. 9 UNC	ND	4.1	2	4	4	1	3	67	3-4	10-5
Amos Willingham	4/9	No. 2 Georgia	L	2.0	3	3	2	0	0	33	0-3	2-12
Xzavion Curry	4/12	Boston College	L	5.0	11	7	4	0	4	82	0-7	2-9
Connor Thomas	4/13	Boston College	W	7.0	5	1	1	1	4	93	9-1	9-1
Brant Hurter	4/14	Boston College	W	7.0	2	0	0	3	9	98	7-0	7-0
Amos Willingham	4/16	No. 23 Auburn	ND	1.1	3	3	3	3	0	40	0-3	11-6
Xzavion Curry	4/18	Virginia Tech	L	6.0	7	3	3	3	4	93	2-3	2-3
Connor Thomas	4/20	Virginia Tech-1	W	8.0	10	5	4	1	9	97	7-5	7-5
Brant Hurter	4/20	Virginia Tech-2	ND	2.2	0	0	0	3	3	57	0-0	4-3
Cort Roedig	4/23	No. 4 Georgia	ND	3.0	3	4	3	1	2	56	7-2	8-6
Xzavion Curry	4/26	Clemson	ND	4.0	6	2	2	0	5	72	3-2	8-7
Connor Thomas	4/27	Clemson	ND	5.1	12	6	6	2	8	94	5-6	13-8
Brant Hurter	4/28	Clemson	ND	1.0	1	1	0	0	1	17	5-1	7-11
Amos Willingham	5/3	Western Carolina	W	5.0	5	4	4	1	2	78	6-4	25-4
Connor Thomas	5/4	Western Carolina	W	7.0	7	3	3	1	5	81	15-3	16-3
Cort Roedig	5/5	Western Carolina	W	5.0	3	1	0	1	6	85	10-1	14-1
Amos Willingham	5/10	Duke	W	5.0	3	3	2	1	3	67	7-3	14-10
Connor Thomas	5/11	Duke	W	7.0	11	3	3	1	2	91	15-3	15-3
Cort Roedig	5/12	Duke	ND	3.2	2	4	4	4	4	75	3-3	4-10
Keyton Gibson	5/14	Mercer	ND	3.0	2	0	0	2	4	49	0-0	7-1
Amos Willingham	5/16	Pitt	ND	5.0	7	7	7	2	4	104	7-7	12-7
Connor Thomas	5/17	Pitt	W	9.0	2	0	0	1	9	93	2-0	2-0
Cort Roedig	5/18	Pitt	L	3.0	5	6	6	1	6	54	1-6	3-9
Amos Willingham	5/22	Notre Dame	W	6.0	6	2	2	0	4	94	7-2	12-6
Connor Thomas	5/24	Duke	ND	6.0	8	4	4	2	4	88	4-4	5-4
Keyton Gibson	5/25	No. 13 NC State	ND	3.2	4	1	1	2	3	68	1-1	9-2
Cort Roedig	5/26	No. 17 UNC	ND	4.1	1	1	1	3	4	79	1-0	2-10
Amos Willingham	5/31	Florida A&M	W	6.0	6	2	2	2	4	93	5-2	13-2
Connor Thomas	6/1	Auburn	L	8.2	11	6	1	0	6	105	5-6	5-6
Keyton Gibson	6/2	Coastal Carolina	ND	0.1	4	4	4	2	1	27	0-4	10-5
Cort Roedig	6/2	Auburn	ND	4.0	2	0	0	2	4	71	0-0	1-4

BULLPEN GAME-BY-GAME

OPPONENT	DATE	W-L-S	PITCHERS	INN.	IP	H	R-ER	BB-SO
UIC	2/15	S	Hurter, Hughes, English (S)	6th	4.0	1	1-1	1-5
Richmond	2/16		Willingham, Carpenter, Shirah	2nd	7.2	12	6-6	3-6
West Virginia	2/16	W	English, Gibson, Bartnicki (W)	8th	4.0	1	1-1	0-8
UCLA	2/22	W	Bartnicki, Hughes, English (W)	6th	6.0	4	1-1	2-4
UCLA	2/23		Chapman, Carpenter, Shirah, Lee, Willingham	6th	3.0	4	2-2	1-2
UCLA	2/24		Gibson, Bartnicki, Hughes, Lee, Shirah, Chapman	6th	3.0	6	4-2	3-4
Georgia State	2/26	W	Gibson (W), English	5th	4.0	3	2-2	1-5
Georgia State	2/27		Bartnicki, Mannelly	7th	3.0	3	0-0	0-5
Northwestern	3/1		Brace, Barlow, Winborne	6th	4.0	3	1-1	2-0
Northwestern	3/2 (1)		Hughes	8th	2.0	1	0-0	0-2
Northwestern	3/2 (2)	L	Gibson, English, Bartnicki, Chapman, Mannelly	8th	2.0	6	5-5	1-1
Kennesaw State	3/5	W	Bartnicki, Carpenter	6th	4.0	7	6-6	3-10
Kennesaw State	3/6	W	Mannelly, Chapman, Hughes	6th	3.2	2	1-1	2-4
Miami	3/8	W	Hughes	7th	3.2	3	0-0	1-0
Miami	3/9	L	Gibson	7th	2.2	3	3-3	1-3
Miami	3/10		Willingham, Carpenter, Bartnicki, Lee	6th	2.1	4	2-2	2-4
Georgia Southern	3/12	W, S	Roedig, Gibson, Hughes, Bartnicki	6th	4.0	6	4-2	3-1
Virginia	3/15	L	Bartnicki, Hughes, Gibson	7th	3.0	5	4-4	0-0
Virginia	3/16		Chapman	8th	1.2	1	1-0	0-0
Virginia	3/17	S	Gibson, Lee, Bartnicki, English	8th	2.0	4	3-3	2-1
Mercer	3/19		Shirah, Roedig, Lee, Carpenter	7th	3.0	2	4-4	5-3
Louisville	3/22	S	English	9th	1.0	1	0-0	0-1
Louisville	3/23		N/A					
Louisville	3/24	L	Lee, Bartnicki, Hughes	7th	2.2	4	2-2	4-4
Georgia	3/26		Lee	7th	0.2	0	0-0	0-0
Notre Dame	3/29	L	Lee, Gibson, Bartnicki, Hughes, Carpenter, Brace	5th	5.0	8	5-4	5-7
Notre Dame	3/30		Shirah, Roedig	8th	2.0	4	1-1	2-0
Notre Dame	3/31	W	Chapman, English	7th	3.0	5	4-3	3-3
Auburn	4/2	W	Bartnicki, Hughes (W), Gibson	2nd	7.2	6	0-0	2-9
North Carolina	4/5		Shirah, Carpenter, Barlow, Winborne	5th	5.0	7	5-5	3-3
North Carolina	4/6	W	Chapman, Bartnicki, Gibson, Hughes (W)	7th	2.1	6	6-6	4-2
North Carolina	4/7	W	Bartnicki, Curry (W), English	4th	4.2	4	1-1	3-9
Georgia	4/9		Bartnicki, Hughes, Gibson, Shirah, Lee, Barlow, Carpenter	3rd	6.0	11	9-8	6-4
Boston College	4/12		Lee, Brace, Winborne	6th	3.0	3	2-2	1-6
Boston College	4/13		Carpenter	8th	2.0	1	0-0	1-4
Boston College	4/14		Bartnicki	8th	2.0	3	0-0	0-1
Auburn	3/16	W	Lee, Roedig, Hughes (W), Chapman, Carpenter	2nd	7.2	10	3-2	2-8
Virginia Tech	4/18		Bartnicki	7th	2.0	2	0-0	3-4
Virginia Tech-1	4/20	S	English (S)	9th	1.0	0	0-0	0-0
Virginia Tech-2	4/20	W, S	Hughes (W), Bartnicki, Lee, Carpenter (S)	3rd	6.1	3	3-3	6-7
Georgia	4/23	W, S	Lee, Carpenter, Bartnicki, Chapman (W), English (S)	4th	6.0	5	2-2	5-4
Clemson	4/24	W	Hughes (W), Bartnicki, Chapman, English	5th	5.0	7	5-5	4-6
Clemson	4/25	W	Chapman (W), Willingham	6th	3.2	2	2-2	0-1
Clemson	4/26	L	Roedig, Hughes, Willingham, Carpenter, Gibson, Winborne	2nd	8.0	14	10-10	2-8
Western Carolina	5/3		Bartnicki, Brace, Barlow, Winborne	6th	4.0	2	0-0	1-1
Western Carolina	5/4		Carpenter	8th	2.0	1	0-0	0-4
Western Carolina	5/5		Hughes, Chapman	6th	4.0	2	0-0	1-5
Duke	5/10		Hughes, Carpenter, English	6th	4.0	8	7-7	4-5
Duke	5/11		Winborne	8th	2.0	2	0-0	0-1
Duke	5/12	L	Bartnicki (L), Lee, Gibson, Barlow	4th	4.1	7	6-5	1-0
Mercer	5/14	W	Carpenter (W), Bartnicki, Hughes, Winborne	4th	6.0	2	1-1	0-6
Pitt	5/16	W	Bartnicki (W), Hughes	6th	4.0	3	0-0	1-5
Pitt	5/18		Lee, Gibson, Barlow, Hughes, Carpenter, Winborne	4th	6.0	5	3-3	3-9
Notre Dame	5/22	S	Hughes, Bartnicki, Gibson (S)	7th	3.0	5	4-4	0-5
Duke	5/24	W	Bartnicki, English (W)	7th	3.0	1	0-0	0-3
NC State	5/25	W	Gibson, Hughes (W), Lee	4th	5.1	2	1-1	3-4
North Carolina	5/26	L	Bartnicki (L), Lee, Carpenter, Barlow, Winborne	5th	4.2	11	9-9	3-3
Florida A&M	5/31		Hughes, Lee, Winborne	7th	3.0	1	0-0	1-4
Auburn	6/1		N/A					
Coastal Carolina	6/2	W, S	Bartnicki, Hughes (W), English (S)	1st	8.2	8	4-2	4-8
Auburn	6/2	L	Carpenter (L), Lee, Gibson	5th	6.0	5	4-2	2-7

OUT OF THE BULLPEN *

PITCHER	W-L-S	APP	ERA	IP	H	R	ER	BB	K	B/AVG.
Xzavion Curry	1-0-0	1	0.00	3.0	1	0	0	2	7	.100
Joseph Mannelly	0-0-0	3	0.00	2.2	2	0	0	0	2	.250
Brant Hurter	0-0-0	1	0.00	1.0	0	0	0	1	3	.000
Jake Brace	0-0-0	4	3.60	5.0	5	2	2	2	4	.294
Tristin English	3-0-6	15	3.70	24.1	19	11	10	7	20	.221
Hugh Chapman	0-0-0	12	4.15	13.0	12	7	6	2	10	.235
Robert Winborne	0-0-0	10	4.63	11.2	12	6	6	6	7	.273
Micah Carpenter	1-2-1	19	5.47	24.2	32	16	15	12	36	.302
Jonathan Hughes	8-2-0	24	5.29	49.1	60	33	29	23	44	.305
Cort Roedig	0-0-0	5	5.40	10.0	11	8	6	6	9	.262
Walker Barlow	0-0-0	7	6.23	4.1	4	3	3	1	1	.235
Jake Lee	0-1-0	17	6.52	9.2	10	7	7	10	15	.256
Luke Bartnicki	2-2-1	28	6.75	29.1	44	24	22	18	29	.352
Keyton Gibson	1-2-0	16	6.75	20.0	12	15	15	14	22	.182
Will Shirah	0-0-0	7	9.53	5.2	8	6	6	6	2	.333
Amos Willingham	0-0-0	5	10.80	6.2	12	8	8	2	4	.400

* DOES NOT INCLUDE STARTS

BULLPEN**SAVE OPPORTUNITIES**

PITCHER	2019	CAREER
Micah Carpenter	1/2	1/3
Tristin English	6/7	6/7
Jonathan Hughes	0/4	1/6
Jake Lee	-	2/2
Connor Thomas	-	1/2
Luke Bartnicki	1/1	1/1

INHERITED RUNNERS

PITCHER	2019	CAREER
Walker Barlow	2/0	2/0
Luke Bartnicki	27/8	27/8
Jake Brace	-	3/1
Micah Carpenter	9/3	45/22
Hugh Chapman	8/0	12/2
Xzavion Curry	1/0	1/0
Tristin English	7/5	14/7
Keyton Gibson	6/4	23/14
Jonathan Hughes	17/4	18/5
Brant Hurter	1/0	3/0
Jake Lee	16/6	52/25
Joseph Mannelly	3/0	8/1
Oscar Serratos	-	5/0
Will Shirah	5/1	5/1
Connor Thomas	-	3/2
Cameron Turley	-	0/0
Nick Wilhite	-	1/0
Amos Willingham	5/3	5/3
Robert Winborne	-	50/25

GAME-BY-GAME RESULTS

PITCHER OF RECORD								
DATE	OPPONENT	W-L	SCORE	ATT.	GT PITCHER	OPP. PITCHER	RECORD	NOTES
2/15	UIC	W	6-3	1,017	Xzavion Curry	Jacob Key	1-0	Curry throws 5.0 scoreless, 9 K's; Three homers in third inning; English save
2/16	Richmond	L	7-1	1,240	Cort Roedig	Jacob Lamb	1-1	Held to just five hits to UR's 13; Finished 1-11 with runners on; went 0-8 with RISP
2/16	West Virginia	W	5-4 (11)	1,163	Luke Bartnicki	Beau Lowery	2-1	Thomas fans 10 in 7.0 for no decision; Bartnicki first app.; N. Wilhite walks off in 11th
2/22	No. 3 UCLA	W	4-3 (11)	1,134	Tristin English	Kyle Mora	3-1	Curry allows one earned in 5.0; English throws shutout final 3.0; McCann walk-off HR
2/23	No. 3 UCLA	L	8-2	1,251	Connor Thomas	Jack Ralston	3-2	Tech held to just four hits; Webb starts at 2B for injured Waddell; pen allows 1 R in 4.0
2/24	No. 3 UCLA	L	6-0	1,501	Brant Hurter	Jesse Bergin	3-3	Tech is shut out, held to four hits; Hurter deals 7 Ks, 1 ER in 5.0; McCann doubles
2/26	Georgia State	W	7-3	731	Keyton Gibson	Joseph Brandon	4-3	Gibson throws hitless 3.0 with 4 K's; Guldberg has three hits, McCann has two hits
2/27	Georgia State	W	10-0	243	Amos Willingham	Brendon Case	5-3	Tech issues 10 K's, no walks; Willingham throws 6.0 shutout; N. Wilhite has three hits
3/1	Northwestern	W	12-1	880	Xzavion Curry	Hank Christie	6-3	Curry throws 5.0 shutout innings, McCann launches two HR, one grand slam
3/2	Northwestern [1]	W	9-2	1,129	Connor Thomas	Quinn Lavelle	7-3	Thomas throws gem, Hughes closes final 2.0; McCann solo HR
3/2	Northwestern [2]	L	1-5	1,131	Keyton Gibson	Ryan Bader	7-4	Hurter fans 13 in 7.0 innings, no walks; GT gives up five runs in the eighth for loss
3/5	Kennesaw State	W	10-7	302	Amos Willingham	L. McLinskey	8-4	Tech combines for 14 hits, builds 10-1 lead then subs in nine new players
3/6	Kennesaw State	W	9-1	635	Cort Roedig	Jared Rine	9-4	Roedig tosses career start, fanning high seven; McCann blasts two home runs
3/8	Miami *	W	5-4 (10)	2,729	Jonathan Hughes	D. Federman	10-4	English homers twice; Hughes tosses 3.2 scoreless in relief, McCann homers in 10th
3/9	Miami *	L	6-5	2,801	Keyton Gibson	T. Keysor	10-5	Tech battles back from 0-3 deficit, takes 5-4 lead in eighth; Miami walk-off HR in 9th
3/10	Miami *	L	9-6	2,320	Brant Hurter	Brian Van Belle	10-6	Two errors and 2-out runs doom Tech; English homers; Tech scores four in ninth
3/12	Georgia Southern	W	7-6	990	Jonathan Hughes	Jonathan Edwards	11-6	Come-from-behind win, season-high six walks issued; English, Guldberg three doubles
3/15	Virginia *	L	9-8	1,055	Jonathan Hughes	Devin Ortiz	11-7	Tech allowed five runs over final three innings, three in ninth; Guldberg belts four hits
3/16	Virginia *	W	7-3	986	Connor Thomas	Griff McGarry	12-7	Quality start win for Thomas, fans six, walks none; 9-1-2 lineup spots combine for 9 hits
3/17	Virginia *	W	6-5	1,031	Brant Hurter	Mike Vasil	13-7	Hurter shoves for 7.0 IP, gets 7 K's; UVA scores three in eighth; English gets second save
3/19	Mercer	W	14-8	678	Amos Willingham	Sawyer Gipson-Long	14-7	Season-high 18 hits; Career-high four hits for Waddell, Hall; Willingham throws first QS
3/22	No. 4 Louisville *	W	3-1	1,110	Xzavion Curry	Reid Detmers	15-7	Curry holds UL to one hit, one run in 8.0 IP; English save; Tech scores 3 over final three
3/23	No. 4 Louisville *	W	4-0	1,260	Connor Thomas	Nick Bennett	16-7	Thomas throws first-career complete-game shutout, allowing just five hits total
3/24	No. 4 Louisville *	L	5-4	833	Jonathan Hughes	Michael Kirian	16-8	Tech is a pitch away twice before a bases-loaded 2-RBI single walks it off for UL
3/26	No. 4 Georgia	W	11-2 (7)	1,974	Amos Willingham	Adam Goodman	17-8	Willingham throws 5.1 shutout while, scoring 10 over 5th, 6th; Waddell, Radcliff homer
3/29	Notre Dame*	L	9-6	1,285	Jake Lee	Tommy Sheehan	17-9	ND starts hot, Curry allows 4 runs in 4.0; English 3 H, 4 RBI, can't complete comeback
3/30	Notre Dame*	W	11-2	1,866	Connor Thomas	Cameron Brown	18-9	Thomas throws shutout 7.0 IP; Tech jumps up 8-0 in first 2 innings; six multi-hit players
3/31	Notre Dame*	W	8-7	1,169	Tristin English	Joe Boyle	19-9	ND storms back from 0-5 to take 7-5 lead, Serratos hits 3 RBI double to win in 8th
4/2	No. 15 Auburn	W	9-3	3,626	Jonathan Hughes	Kyle Gray	20-9	Bullpen throws 7.2 shutout IP, Guldberg, McCann, English combine for 7 RBI
4/5	No. 9 North Carolina *	L	11-4	1,332	Amos Willingham	Tyler Baum	20-10	Curry misses start due to injury, UNC scores six in opening third of game
4/6	No. 9 North Carolina *	W	11-10	1,758	Jonathan Hughes	Austin Love	21-10	Bullpen allows 6 as UNC ties in ninth; English cycles; Guldberg sac fly walk-off
4/7	No. 9 North Carolina *	W	10-5	1,442	Xzavion Curry	Joey Lancellotti	22-10	Curry makes first relief app. K-ing 7 over 3.0; two 3-run HR by English, McCann
4/9	No. 2 Georgia	L	12-2	3,009	Amos Willingham	Tim Elliott	22-11	McCann, English both solo homer; UGA homered twice on 14 hits, held Tech to six hits
4/12	Boston College *	L	9-2	178	Xzavion Curry	Dan Metzendorf	22-12	Tech held to just seven hits, committing two errors in the field, allows 3 unearned runs
4/13	Boston College *	W	9-1	379	Connor Thomas	Joey Walsh	23-12	6-9-hole hitters combine for 6 RBI; CT throws gem, allows 1 run, 5 hits over 7 IP
4/14	Boston College *	W	7-0	318	Brant Hurter	Mason Pello	24-12	Hurter returns after injury, shuts out BC with 9 K's, 2 H day; Waddell, Webb get 2 H
3/16	No. 23 Auburn	W	11-6	1,657	Jonathan Hughes	Blake Schilleci	25-12	5 multi-hit players, 2 multi-RBI; Hall has 3 H, Webb 3 RBI; bullpen works 3 R over 7.2 IP
4/18	Virginia Tech	L	3-2	784	Xzavion Curry	Jaison Heard	25-13	Two wind-blown home runs prove to be difference; Guldberg lone multi-hit Jacket
4/20	Virginia [1]	W	7-5	-	Connor Thomas	Chris Gerard	26-13	CT goes 8.0 IP, striking out nine, English closes; Radcliff, Hall, Webb with multi-hits
4/20	Virginia [2]	W	4-3	533	Jonathan Hughes	Peyton Alford	27-13	No-hitter into eighth; Hughes strikes out 6 in two-hit 5.0 IP; N. Wilhite, Radcliff = 5 hits
4/23	No. 4 Georgia	W	8-6	18,861	Hugh Chapman	Tim Elliott	28-13	Waddell HR shy of cycle; McCann Chop House HR; Chapman, English close 3.2 shutout
4/26	Clemson *	W	8-7	1,385	Jonathan Hughes	Davis Sharpe	29-13	Eight runs on seven hits; English homers and closes; all hits from 1-6 in lineup
4/27	Clemson *	W	11-8	2,237	Hugh Chapman	Carson Spiers	30-13	Seven-spot in seventh gives Tech win; Chapman, Willingham close; 5 multi-hit batters
4/28	Clemson *	L	7-11	1,863	Micah Carpenter	Travis Marr	30-14	Give up six-spot in eighth to lose; four homers from McCann, English, Radcliff
5/3	Western Carolina	W	25-4	1,051	Amos Willingham	Davis Tyndall	31-14	Tech explodes for 25 runs, 11 in sixth; Webb and N. Wilhite hit first HRs; Six HR for GT
5/4	Western Carolina	W	16-3	923	Connor Thomas	Chase Walter	32-14	CT throws quality start in 7.0; Carpenter closes on graduation; Neuber hits first HR
5/5	Western Carolina	W	14-1	1,088	Cort Roedig	Ty McCulloch	33-14	Roedig pitches gem; GT homers four times; English leads with four RBI
5/10	Duke *	W	14-10	987	Amos Willingham	Ben Gross	34-14	Radcliff homers twice, finishes 4-for-5 with 6 RBI; Willingham allows two ER over 5.0
5/11	Duke *	W	15-3	703	Connor Thomas	Bill Chillari	35-14	McCann homers twice; finishes with 5 RBI; CT goes 7.0, allowing 3 runs
5/12	Duke *	L	4-10	517	Luke Bartnicki	Bryce Jarvis	35-15	Five walks and three errors doom Tech, GT only has five hits on the day
5/14	Mercer	W	7-1	1,033	Micah Carpenter	Beau Healy	36-15	Staff combines for 8.1 scoreless; six runs in fifth innings blow game wide open
5/16	Pitt *	W	12-7	970	Luke Bartnicki	Chris Gomes	37-15	Trailed 0-6, Radcliff homers twice, drives in first 5 runs; scores 9 unanswered to win
5/17	Pitt *	W	2-0	1,140	Connor Thomas	Dan Hammer	38-15	CT fans nine in 2-hit complete-game shutout in just 93 pitches
5/18	Pitt *	L	9-3	1,307	Cort Roedig	Billy Corcoran	38-16	Trail 0-6 again, unable to rally, issuing six BB overall; Guldberg, McCann lead with 2 H
5/22	Notre Dame @	W	12-16	2,420	Amos Willingham	Tommy Sheehan	39-16	Tech broke the game open with a five spot in the fourth, Willingham had season-long IP
5/24	Duke @	W	5-4	-	Tristin English	Thomas Girard	40-16	English hits walk off double, gets win on the mound; CT has immaculate second inning
5/25	No. 13 NC State	W	9-2	5,846	Jonathan Hughes	Jason Parker	41-16	Webb double leads to three go-ahead runs; Hughes throws two-hit 5.0 in relief for win
5/26	No. 17 North Carolina	L	2-10	5,627	Luke Bartnicki	Hansen Butler	41-17	Roedig takes no-no into fifth; Bartnicki allows three in 0.2; Tech held to just four hits
5/31	Florida A&M^	W	12-2	3,718	Amos Willingham	Kyle Coleman	42-17	Willingham deals 6 IP; bullpen allows 0 R; English goes 4-for-4 for 5 RBI; get 5-run 7th
6/1	Auburn^	L	5-6	3,718	Connor Thomas	Richard Fitts	42-18	CT pitches 8.2 CG; allows 1 ER; error in 9th prolongs inning; 3-run walkoff HR ends it
6/2	Coastal Carolina^	W	10-8	2,235	Jonathan Hughes	Jay Causey	43-18	Wild game, Hughes allows 1 R in 2.2 for W; 5-run 7th, HR by Hall give Tech edge
6/2	Auburn^	L	1-4	3,718	Micah Carpenter	Bailey Horn	43-19	Rain delay burns Roedig after 4.0 shutout IP; Carpenter allows 3; 3 hits, 2 errors by GT

[] game in doubleheader

() extra inning game

* ACC games

Children's Healthcare of Atlanta Spring Classic (SunTrust Park)

@ ACC Tournament

^ NCAA Tournament

2019 OVERALL SEASON STATISTICS

RECORD: 43-19 HOME: 26-11 AWAY: 13-7 NEUTRAL: 4-1 ACC: 19-11

Player	avg	gp-gs	ab	r	h	2b	3b	hr	rbi	tb	slg%	bb	hp	so	gdp	ob%	sf	sh	sb-att	po	a	e	fld%
Michael Guldborg	.355	60-59	220	61	78	7	2	1	32	92	.418	31	7	32	4	.441	5	8	7-7	52	3	1	.982
Tristin English	.346	57-57	214	58	74	20	2	18	71	152	.710	17	21	30	6	.427	10	0	0-1	428	24	4	.991
Luke Waddell	.322	58-58	233	57	75	12	2	2	34	97	.416	45	5	22	2	.436	4	1	7-9	70	172	8	.968
Jackson Webb	.312	47-35	125	26	39	5	2	1	19	51	.408	28	2	28	0	.437	3	5	13-15	62	67	7	.949
Nick Wilhite	.311	62-62	209	39	65	7	1	2	41	80	.383	40	3	42	5	.427	1	5	8-12	166	2	2	.988
Colin Hall	.307	62-62	241	44	74	18	0	4	41	104	.432	22	1	50	1	.363	3	4	4-4	88	4	6	.939
Kyle McCann	.299	62-62	221	58	66	12	1	23	70	149	.674	62	11	77	1	.468	3	0	0-0	462	48	3	.994
Austin Wilhite	.266	60-60	218	43	58	11	2	1	32	76	.349	36	3	62	3	.369	6	2	12-13	110	172	10	.966
Baron Radcliff	.257	58-48	183	40	47	9	0	12	44	92	.503	46	0	68	1	.403	2	0	6-6	82	2	2	.977
Oscar Serratos	.246	36-34	130	17	32	4	1	2	20	44	.338	10	4	38	3	.315	2	0	4-4	13	45	12	.829

Micah Carpenter	.500	3-0	2	0	1	0	0	0	1	1	.500	0	0	0	0	.500	0	0	0-0	4	1	0	1.000
Chase Murray	.235	27-18	85	15	20	2	1	2	7	30	.353	7	0	20	3	.293	0	0	3-4	36	1	0	1.000
Charlie Benson	.222	20-0	9	2	2	0	0	0	1	2	.222	4	2	5	0	.533	0	0	1-1	7	5	1	.923
Jamie Taylor	.167	10-1	12	1	2	0	1	0	3	4	.333	1	0	4	0	.231	0	0	0-0	31	2	0	1.000
Paxton Rigby	.111	10-0	9	0	1	0	0	0	1	1	.111	0	0	2	0	.100	1	0	0-0	2	0	0	1.000
Cole Neuber	.077	15-0	13	1	1	0	0	1	1	4	.308	3	1	4	0	.294	0	0	0-0	3	0	0	1.000
Cameron Turley	.000	12-2	6	2	0	0	0	0	1	0	.000	4	0	5	0	.364	1	1	0-0	27	3	0	1.000
Ryan Miller	.000	4-0	4	0	0	0	0	0	0	0	.000	0	0	4	0	.000	0	0	0-0	4	0	0	1.000
Billy Zinnershine	.000	3-0	1	0	0	0	0	0	0	0	.000	1	0	0	0	.500	0	0	0-0	1	2	1	.750
Totals	.297	62	2135	464	635	107	15	69	419	979	.459	357	60	493	29	.406	41	26	65-76	1665	615	66	.972
Opponents	.262	62	2160	316	566	103	5	65	289	874	.405	204	43	527	45	.335	20	19	38-51	1604	536	70	.968

LOB - Team (551), Opp (465). DPs turned - Team (53), Opp (47). IBB - Team (23), McCann, K 17, Hall, Co 2, Serratos, O 1, Neuber, C 1, English, T 1, Murray, C 1, Opp (7). Picked off - English, T 2, Wilhite, N 2, Webb, J 1, Murray, C 1.

(All games Sorted by Earned run avg)

Player	era	w-l	app	gs	cg	sho	sv	ip	h	r	er	bb	so	2b	3b	hr	b/avg	wp	hp	bks	sfa	sha
Brant Hurter	2.42	2-2	10	9	0	0/1	0	48.1	37	18	13	14	58	3	1	1	.199	0	4	1	1	3
Connor Thomas	3.11	9-2	16	16	3	2/0	0	113.0	118	48	39	19	103	19	0	10	.265	3	5	0	1	2
Xzavion Curry	4.08	4-2	11	10	0	0/0	0	57.1	58	30	26	16	66	14	1	7	.262	4	4	0	4	2
Cort Roedig	4.88	2-2	15	10	0	0/0	0	48.0	36	30	26	24	47	7	1	8	.202	3	6	0	0	1
Jonathan Hughes	5.09	9-2	26	0	0	0/0	0	53.0	61	34	30	23	48	16	1	3	.292	12	5	0	5	2
Amos Willingham	5.19	8-2	18	13	0	0/1	0	69.1	78	47	40	19	42	14	0	12	.285	4	7	1	3	2

Joseph Mannelly	0.00	0-0	3	0	0	0/1	0	2.2	2	0	0	0	2	0	0	0	.250	2	0	0	0	0
Tristin English	3.70	3-0	15	0	0	0/0	6	24.1	19	11	10	7	20	4	0	3	.221	1	0	1	2	1
Hugh Chapman	4.15	2-0	12	0	0	0/0	0	13.0	12	7	6	2	10	3	0	1	.235	2	1	0	0	0
Robert Winborne	4.63	0-0	10	0	0	0/0	0	11.2	12	6	6	6	7	2	0	1	.273	0	0	0	0	0
Jake Lee	5.25	0-1	19	0	0	0/0	0	12.0	10	7	7	10	17	3	0	3	.217	3	1	0	0	0
Micah Carpenter	5.47	1-2	19	0	0	0/0	1	24.2	32	16	15	12	36	7	0	6	.302	4	2	0	0	0
Keyton Gibson	6.21	1-2	20	3	0	0/0	1	29.0	23	21	20	21	33	3	1	3	.223	2	5	1	1	4
Walker Barlow	6.23	0-0	7	0	0	0/0	0	4.1	4	3	3	1	1	1	0	1	.235	0	1	0	0	0
Luke Bartnicki	6.40	2-2	29	0	0	0/2	1	32.1	46	27	23	21	32	6	0	4	.338	1	1	1	2	1
Jake Brace	7.11	0-0	5	1	0	0/0	0	6.1	10	5	5	3	3	1	0	0	.400	1	1	0	0	1
Will Shirah	9.53	0-0	7	0	0	0/0	0	5.2	8	6	6	6	2	0	0	2	.333	3	0	0	1	0
Totals	4.46	43-19	62	62	3	4/2	9	555.0	566	316	275	204	527	103	5	65	.262	45	43	5	20	19
Opponents	6.97	19-43	62	62	0	1/1	5	534.2	635	464	414	357	493	107	15	69	.297	74	60	14	41	26

PB - Team (7), McCann, K 6, Taylor, J 1, Opp (17). Pickoffs - Team (8), Bartnicki, L 2, Gibson, K 2, Hughes, J 1, McCann, K 1, Winborne, R 1, Thomas, C 1, Opp (6). SBA/ATT - McCann, K (32-40), Willingham (5-8), Thomas, C (5-7), Roedig, C (4-6), Gibson, K (5-6), Hurter, B (6-6), Curry, X (3-5), Bartnicki, L (4-5), Turley, C (3-4), Hughes, J (3-4), Taylor, J (2-2), Lee, J (2-2), Winborne, R (0-1), Brace, J (1-1).

STARTING LINEUPS BY BATTING ORDER

Date	Opponent	No. (Time)	Record	1	2	3	4	5	6	7	8	9
2/15	Illinois-Chicago	1 (1)	1-0	Waddell	McCann	English	Murray	Serratos	Co. Hall	A. Wilhite	Guldborg	N. Wilhite
2/16	Richmond	2 (1)	1-1	Waddell	McCann	English	Murray	Serratos	Co. Hall	A. Wilhite	Turley	N. Wilhite
2/16	West Virginia	3 (1)	2-1	Waddell	Murray	English	McCann	Serratos	Co. Hall	A. Wilhite	Guldborg	N. Wilhite
2/22	No. 3 UCLA	4 (2)	3-1	Waddell	Murray	English	McCann	Serratos	Co. Hall	A. Wilhite	Guldborg	N. Wilhite
2/23	No. 3 UCLA	5 (1)	3-2	Murray	Co. Hall	English	McCann	Serratos	Guldborg	A. Wilhite	Webb	N. Wilhite
2/24	No. 3 UCLA	6 (1)	3-3	Murray	Co. Hall	English	McCann	Guldborg	A. Wilhite	Serratos	Webb	N. Wilhite
2/26	Georgia State	7 (1)	4-3	Murray	Guldborg	English	McCann	Serratos	Co. Hall	A. Wilhite	Webb	N. Wilhite
2/27	Georgia State	8 (2)	5-3	Murray	Guldborg	English	McCann	Serratos	Co. Hall	A. Wilhite	Webb	N. Wilhite
3/1	Northwestern	9 (1)	6-3	Murray	Guldborg	English	McCann	Serratos	Co. Hall	A. Wilhite	Waddell	N. Wilhite
3/2	Northwestern [1]	10 (2)	7-3	Murray	Guldborg	English	McCann	Serratos	Co. Hall	A. Wilhite	Waddell	N. Wilhite
3/2	Northwestern [2]	11 (1)	7-4	Murray	Wilhite	English	McCann	Serratos	Co. Hall	Waddell	Taylor	N. Wilhite
3/5	Kennesaw State	12 (1)	8-4	Waddell	Guldborg	English	McCann	Serratos	Co. Hall	A. Wilhite	Murray	N. Wilhite
3/6	Kennesaw State	13 (3)	9-4	Murray	Guldborg	English	McCann	Serratos	Co. Hall	A. Wilhite	Waddell	N. Wilhite
3/8	Miami*	14 (1)	10-4	Waddell	Guldborg	English	McCann	Serratos	Co. Hall	A. Wilhite	Murray	N. Wilhite
3/9	Miami*	15 (1)	10-5	Waddell	Guldborg	English	McCann	Serratos	Co. Hall	Murray	Radcliff	N. Wilhite
3/10	Miami*	16 (1)	10-6	Waddell	Co. Hall	English	McCann	Serratos	Radcliff	A. Wilhite	Guldborg	N. Wilhite
3/12	Georgia Southern	17 (1)	11-6	Waddell	Guldborg	English	McCann	Serratos	Co. Hall	Radcliff	Webb	N. Wilhite
3/15	Virginia *	18 (1)	11-7	Waddell	Guldborg	English	McCann	Serratos	Co. Hall	A. Wilhite	Radcliff	N. Wilhite
3/16	Virginia *	19 (1)	12-7	Waddell	Guldborg	English	McCann	Serratos	Co. Hall	Radcliff	A. Wilhite	N. Wilhite
3/17	Virginia *	20 (1)	13-7	Waddell	Guldborg	McCann	English	Serratos	Co. Hall	Radcliff	A. Wilhite	N. Wilhite
3/19	Mercer	21 (1)	14-7	Waddell	Guldborg	McCann	English	Radcliff	Co. Hall	A. Wilhite	Webb	N. Wilhite
3/22	No. 4 Louisville*	22 (2)	15-7	Waddell	Guldborg	McCann	English	Serratos	Co. Hall	Radcliff	A. Wilhite	N. Wilhite
3/23	No. 4 Louisville*	23 (3)	16-7	Waddell	Guldborg	McCann	English	Serratos	Co. Hall	Radcliff	A. Wilhite	N. Wilhite
3/24	No. 4 Louisville*	24 (4)	16-8	Waddell	Guldborg	McCann	English	Serratos	Co. Hall	Radcliff	A. Wilhite	N. Wilhite
3/26	No. 4 Georgia	25 (1)	17-8	Waddell	Guldborg	McCann	English	Radcliff	Co. Hall	Serratos	A. Wilhite	N. Wilhite
3/29	Notre Dame*	26 (2)	17-9	Waddell	Guldborg	McCann	English	Radcliff	Co. Hall	Serratos	A. Wilhite	N. Wilhite
3/30	Notre Dame*	27 (3)	18-9	Waddell	Guldborg	McCann	English	Radcliff	Co. Hall	Serratos	A. Wilhite	N. Wilhite
3/31	Notre Dame*	28 (1)	19-9	Waddell	Co. Hall	McCann	English	Radcliff	Serratos	A. Wilhite	Webb	N. Wilhite
4/2	No. 15 Auburn	29 (4)	20-9	Waddell	Guldborg	McCann	English	Radcliff	Co. Hall	Serratos	A. Wilhite	N. Wilhite
4/5	No. 9 UNC	30 (5)	20-10	Waddell	Guldborg	McCann	English	Radcliff	Co. Hall	Serratos	A. Wilhite	N. Wilhite
4/6	No. 9 UNC	31 (6)	21-10	Waddell	Guldborg	McCann	English	Radcliff	Co. Hall	Serratos	A. Wilhite	N. Wilhite
4/7	No. 9 UNC	32 (2)	22-10	Waddell	Guldborg	McCann	English	Radcliff	Co. Hall	A. Wilhite	Webb	N. Wilhite
4/9	No. 2 Georgia	33 (7)	22-11	Waddell	Guldborg	McCann	English	Radcliff	Co. Hall	Serratos	A. Wilhite	N. Wilhite
4/12	Boston College *	34 (8)	22-12	Waddell	Guldborg	McCann	English	Radcliff	Co. Hall	Serratos	A. Wilhite	N. Wilhite
4/13	Boston College *	35 (1)	23-12	Waddell	Guldborg	McCann	English	Radcliff	Co. Hall	A. Wilhite	Serratos	N. Wilhite
4/14	Boston College *	36 (2)	24-12	Waddell	Guldborg	McCann	English	Radcliff	Co. Hall	A. Wilhite	Webb	N. Wilhite
4/16	No. 23 Auburn	37 (1)	25-12	Waddell	Guldborg	McCann	Radcliff	A. Wilhite	Co. Hall	Webb	Turley	N. Wilhite
4/19	Virginia Tech *	38 (1)	25-13	Waddell	Guldborg	McCann	Radcliff	A. Wilhite	Co. Hall	Serratos	Webb	N. Wilhite
4/20	Virginia Tech * [1]	39 (1)	26-13	Waddell	Guldborg	McCann	Radcliff	A. Wilhite	Co. Hall	Murray	Webb	N. Wilhite
4/20	Virginia Tech * [2]	40 (2)	27-13	Waddell	Guldborg	McCann	Radcliff	A. Wilhite	Co. Hall	Murray	Webb	N. Wilhite
4/23	No. 4 Georgia #	41 (2)	28-13	Waddell	Guldborg	McCann	English	Radcliff	Co. Hall	A. Wilhite	Webb	N. Wilhite
4/26	Clemson *	42 (3)	29-13	Waddell	Guldborg	McCann	English	Radcliff	Co. Hall	A. Wilhite	Webb	N. Wilhite
4/27	Clemson *	43 (4)	30-13	Waddell	Guldborg	McCann	English	Radcliff	Co. Hall	A. Wilhite	Webb	N. Wilhite
4/28	Clemson *	44 (5)	30-14	Waddell	Guldborg	McCann	English	Radcliff	Co. Hall	A. Wilhite	Webb	N. Wilhite
5/3	Western Carolina	45 (6)	31-14	Waddell	Guldborg	McCann	English	Radcliff	Co. Hall	A. Wilhite	Webb	N. Wilhite
5/4	Western Carolina	46 (7)	32-14	Waddell	Guldborg	McCann	English	Radcliff	Co. Hall	A. Wilhite	Webb	N. Wilhite
5/5	Western Carolina	47 (8)	33-14	Waddell	Guldborg	McCann	English	Radcliff	Co. Hall	A. Wilhite	Webb	N. Wilhite
5/10	Duke *	48 (9)	34-14	Waddell	Guldborg	McCann	English	Radcliff	Co. Hall	A. Wilhite	Webb	N. Wilhite
5/11	Duke *	49 (10)	35-14	Waddell	Guldborg	McCann	English	Radcliff	Co. Hall	A. Wilhite	Webb	N. Wilhite
5/12	Duke *	50 (11)	35-15	Waddell	Guldborg	McCann	English	Radcliff	Co. Hall	A. Wilhite	Webb	N. Wilhite
5/14	Mercer	51 (12)	36-15	Waddell	Guldborg	McCann	English	Radcliff	Co. Hall	A. Wilhite	Webb	N. Wilhite
5/16	Pitt *	52 (1)	37-15	Waddell	Guldborg	McCann	Radcliff	Co. Hall	Murray	A. Wilhite	Webb	N. Wilhite
5/17	Pitt *	53 (13)	38-15	Waddell	Guldborg	McCann	English	Radcliff	Co. Hall	A. Wilhite	Webb	N. Wilhite
5/18	Pitt *	54 (14)	38-16	Waddell	Guldborg	McCann	English	Radcliff	Co. Hall	A. Wilhite	Webb	N. Wilhite
5/22	Notre Dame @	55 (15)	39-16	Waddell	Guldborg	McCann	English	Radcliff	Co. Hall	A. Wilhite	Webb	N. Wilhite
5/24	Duke @	56 (16)	40-16	Waddell	Guldborg	McCann	English	Radcliff	Co. Hall	A. Wilhite	Webb	N. Wilhite
5/25	No. 13 NC State @	57 (17)	41-16	Waddell	Guldborg	McCann	English	Radcliff	Co. Hall	A. Wilhite	Webb	N. Wilhite
5/26	No. 17 North Carolina @	58 (18)	41-17	Waddell	Guldborg	McCann	English	Radcliff	Co. Hall	A. Wilhite	Webb	N. Wilhite
5/31	Florida A&M^	59 (19)	42-17	Waddell	Guldborg	McCann	English	Radcliff	Co. Hall	A. Wilhite	Webb	N. Wilhite
6/1	Auburn^	60 (20)	42-18	Waddell	Guldborg	McCann	English	Radcliff	Co. Hall	A. Wilhite	Webb	N. Wilhite
6/2	Coastal Carolina^	61 (21)	43-18	Waddell	Guldborg	McCann	English	Radcliff	Co. Hall	A. Wilhite	Webb	N. Wilhite
6/2	Auburn^	62 (22)	43-19	Waddell	Guldborg	McCann	English	Radcliff	Co. Hall	A. Wilhite	Webb	N. Wilhite

[] game in doubleheader

* ACC games

Children's Healthcare of Atlanta Spring Classic (SunTrust Park)

@ ACC Tournament

^ NCAA Tournament

STARTING LINEUPS BY POSITION

Date	Opponent	No. (Time)	Record	C	1B	2B	3B	SS	LF	CF	RF	DH
2/15	Illinois-Chicago	1 (1)	1-0	McCann	English	Waddell	Serratos	A. Wilhite	Murray	N. Wilhite	Co. Hall	Guldborg
2/16	Richmond	2 (1)	1-1	Turley	English	Waddell	Serratos	A. Wilhite	Murray	N. Wilhite	Co. Hall	McCann
2/16	West Virginia	3 (2)	2-1	McCann	English	Waddell	Serratos	A. Wilhite	Murray	N. Wilhite	Co. Hall	Guldborg
2/22	No. 3 UCLA	4 (3)	3-1	McCann	English	Waddell	Serratos	A. Wilhite	Murray	N. Wilhite	Co. Hall	Guldborg
2/23	No. 3 UCLA	5 (1)	3-2	McCann	English	Webb	Serratos	A. Wilhite	Murray	N. Wilhite	Co. Hall	Guldborg
2/24	No. 3 UCLA	6 (2)	3-3	McCann	English	Webb	Serratos	A. Wilhite	Murray	N. Wilhite	Co. Hall	Guldborg
2/26	Georgia State	7 (3)	4-3	McCann	English	Webb	Serratos	A. Wilhite	Murray	N. Wilhite	Co. Hall	Guldborg
2/27	Georgia State	8 (4)	5-3	McCann	English	Webb	Serratos	A. Wilhite	Murray	N. Wilhite	Co. Hall	Guldborg
3/1	Northwestern	9 (4)	6-3	McCann	English	Waddell	Serratos	A. Wilhite	Murray	N. Wilhite	Co. Hall	Guldborg
3/2	Northwestern [1]	10 (5)	7-3	McCann	English	Waddell	Serratos	A. Wilhite	Murray	N. Wilhite	Co. Hall	Guldborg
3/2	Northwestern [2]	11 (1)	7-4	Taylor	English	Waddell	Serratos	A. Wilhite	Murray	N. Wilhite	Co. Hall	Guldborg
3/5	Kennesaw State	12 (6)	8-4	McCann	English	Waddell	Serratos	A. Wilhite	Murray	N. Wilhite	Co. Hall	Guldborg
3/6	Kennesaw State	13 (7)	9-4	McCann	English	Waddell	Serratos	A. Wilhite	Murray	N. Wilhite	Co. Hall	Guldborg
3/8	Miami*	14 (8)	10-4	McCann	English	Waddell	Serratos	A. Wilhite	Murray	N. Wilhite	Co. Hall	Guldborg
3/9	Miami*	15 (1)	10-5	McCann	English	Guldborg	Serratos	Waddell	Murray	N. Wilhite	Co. Hall	Radcliff
3/10	Miami*	16 (1)	10-6	McCann	English	Waddell	Serratos	A. Wilhite	Radcliff	N. Wilhite	Co. Hall	Guldborg
3/12	Georgia Southern	17 (1)	11-6	McCann	English	Webb	Serratos	Waddell	Co. Hall	N. Wilhite	Radcliff	Guldborg
3/15	Virginia*	18 (2)	11-7	McCann	English	Waddell	Serratos	A. Wilhite	Co. Hall	N. Wilhite	Radcliff	Guldborg
3/16	Virginia*	19 (1)	12-7	McCann	English	A. Wilhite	Serratos	Waddell	Co. Hall	N. Wilhite	Radcliff	Guldborg
3/17	Virginia*	20 (2)	13-7	McCann	English	A. Wilhite	Serratos	Waddell	Co. Hall	N. Wilhite	Radcliff	Guldborg
3/19	Mercer	21 (1)	14-7	McCann	English	A. Wilhite	Webb	Waddell	Co. Hall	N. Wilhite	Radcliff	Guldborg
3/22	No. 4 Louisville*	22 (3)	15-7	McCann	English	A. Wilhite	Serratos	Waddell	Co. Hall	N. Wilhite	Radcliff	Guldborg
3/23	No. 4 Louisville*	23 (4)	16-7	McCann	English	A. Wilhite	Serratos	Waddell	Co. Hall	N. Wilhite	Radcliff	Guldborg
3/24	No. 4 Louisville*	24 (5)	16-8	McCann	English	A. Wilhite	Serratos	Waddell	Co. Hall	N. Wilhite	Radcliff	Guldborg
3/26	No. 4 Georgia	25 (6)	17-8	McCann	English	A. Wilhite	Serratos	Waddell	Co. Hall	N. Wilhite	Radcliff	Guldborg
3/29	Notre Dame*	26 (7)	17-9	McCann	English	A. Wilhite	Serratos	Waddell	Co. Hall	N. Wilhite	Radcliff	Guldborg
3/30	Notre Dame*	27 (8)	18-9	McCann	English	A. Wilhite	Serratos	Waddell	Co. Hall	N. Wilhite	Radcliff	Guldborg
3/31	Notre Dame*	28 (1)	19-9	McCann	English	A. Wilhite	Webb	Waddell	Co. Hall	N. Wilhite	Radcliff	Serratos
4/2	No. 15 Auburn	29 (9)	20-9	McCann	English	A. Wilhite	Serratos	Waddell	Co. Hall	N. Wilhite	Radcliff	Guldborg
4/5	No. 9 North Carolina *	30 (10)	20-10	McCann	English	A. Wilhite	Serratos	Waddell	Co. Hall	N. Wilhite	Radcliff	Guldborg
4/6	No. 9 North Carolina *	31 (11)	21-10	McCann	English	A. Wilhite	Serratos	Waddell	Co. Hall	N. Wilhite	Radcliff	Guldborg
4/7	No. 9 North Carolina *	32 (2)	22-10	McCann	English	A. Wilhite	Webb	Waddell	Co. Hall	N. Wilhite	Radcliff	Guldborg
4/9	No. 2 Georgia	33 (12)	22-11	McCann	English	A. Wilhite	Serratos	Waddell	Co. Hall	N. Wilhite	Radcliff	Guldborg
4/12	Boston College *	34 (13)	22-12	McCann	English	A. Wilhite	Serratos	Waddell	Co. Hall	N. Wilhite	Radcliff	Guldborg
4/13	Boston College *	35 (14)	23-12	McCann	English	A. Wilhite	Serratos	Waddell	Co. Hall	N. Wilhite	Radcliff	Guldborg
4/14	Boston College *	36 (3)	24-12	McCann	English	A. Wilhite	Webb	Waddell	Co. Hall	N. Wilhite	Radcliff	Guldborg
4/16	No. 23 Auburn	37 (1)	25-12	Turley	McCann	A. Wilhite	Webb	Waddell	Co. Hall	N. Wilhite	Radcliff	Guldborg
4/18	Virginia Tech *	38 (1)	25-13	McCann	Webb	A. Wilhite	Serratos	Waddell	Co. Hall	N. Wilhite	Radcliff	Guldborg
4/20	Virginia Tech * [1]	39 (1)	26-13	McCann	Guldborg	A. Wilhite	Webb	Waddell	Co. Hall	N. Wilhite	Radcliff	Murray
4/20	Virginia Tech * [2]	40 (2)	27-13	McCann	Guldborg	A. Wilhite	Webb	Waddell	Co. Hall	N. Wilhite	Radcliff	Murray
4/23	No. 4 Georgia #	41 (1)	28-13	McCann	Guldborg	A. Wilhite	Webb	Waddell	Co. Hall	N. Wilhite	Radcliff	English
4/26	Clemson *	42 (2)	29-13	McCann	Guldborg	A. Wilhite	Webb	Waddell	Co. Hall	N. Wilhite	Radcliff	English
4/27	Clemson *	43 (4)	30-13	McCann	English	A. Wilhite	Webb	Waddell	Co. Hall	N. Wilhite	Radcliff	Guldborg
4/28	Clemson *	44 (5)	30-14	McCann	English	A. Wilhite	Webb	Waddell	Co. Hall	N. Wilhite	Radcliff	Guldborg
5/3	Western Carolina	45 (6)	31-14	McCann	English	A. Wilhite	Webb	Waddell	Co. Hall	N. Wilhite	Radcliff	Guldborg
5/4	Western Carolina	46 (7)	32-14	McCann	English	A. Wilhite	Webb	Waddell	Co. Hall	N. Wilhite	Radcliff	Guldborg
5/5	Western Carolina	47 (8)	33-14	McCann	English	A. Wilhite	Webb	Waddell	Co. Hall	N. Wilhite	Radcliff	Guldborg
5/10	Duke *	48 (9)	34-14	McCann	English	A. Wilhite	Webb	Waddell	Co. Hall	N. Wilhite	Radcliff	Guldborg
5/11	Duke *	49 (10)	35-14	McCann	English	A. Wilhite	Webb	Waddell	Co. Hall	N. Wilhite	Radcliff	Guldborg
5/12	Duke *	50 (11)	35-15	McCann	English	A. Wilhite	Webb	Waddell	Co. Hall	N. Wilhite	Radcliff	Guldborg
5/14	Mercer	51 (12)	36-15	McCann	English	A. Wilhite	Webb	Waddell	Co. Hall	N. Wilhite	Radcliff	Guldborg
5/16	Pitt *	52 (1)	37-15	McCann	Guldborg	A. Wilhite	Webb	Waddell	Co. Hall	N. Wilhite	Radcliff	Murray
5/17	Pitt *	53 (13)	38-15	McCann	English	A. Wilhite	Webb	Waddell	Co. Hall	N. Wilhite	Radcliff	Guldborg
5/18	Pitt *	54 (14)	38-16	McCann	English	A. Wilhite	Webb	Waddell	Co. Hall	N. Wilhite	Radcliff	Guldborg
5/22	Notre Dame @	55 (15)	39-16	McCann	English	A. Wilhite	Webb	Waddell	Co. Hall	N. Wilhite	Radcliff	Guldborg
5/24	Duke @	56 (16)	40-16	McCann	English	A. Wilhite	Webb	Waddell	Co. Hall	N. Wilhite	Radcliff	Guldborg
5/25	No. 13 NC State	57 (17)	41-16	McCann	English	A. Wilhite	Webb	Waddell	Co. Hall	N. Wilhite	Radcliff	Guldborg
5/26	No. 17 North Carolina	58 (18)	41-17	McCann	English	A. Wilhite	Webb	Waddell	Co. Hall	N. Wilhite	Radcliff	Guldborg
5/31	Florida A&M^	59 (19)	42-17	McCann	English	A. Wilhite	Webb	Waddell	Co. Hall	N. Wilhite	Radcliff	Guldborg
6/1	Auburn^	60 (20)	42-18	McCann	English	A. Wilhite	Webb	Waddell	Co. Hall	N. Wilhite	Radcliff	Guldborg
6/2	Coastal Carolina^	61 (21)	43-18	McCann	English	A. Wilhite	Webb	Waddell	Co. Hall	N. Wilhite	Radcliff	Guldborg
6/2	Auburn^	62 (22)	43-19	McCann	English	A. Wilhite	Webb	Waddell	Co. Hall	N. Wilhite	Radcliff	Guldborg

[] game in doubleheader

* ACC games

Children's Healthcare of Atlanta Spring Classic (SunTrust Park)

@ ACC Tournament

^ NCAA Tournament

2020 GEORGIA TECH BASEBALL ROSTERS

No.	Name	Position	B/T	Height	Weight	Year	Hometown/High School
1	Tres Gonzalez	OF	L/L	6-0	165	Fr.	Sandy Springs, Ga./Mount Vernon Presbyterian
2	Dalton Smith	LHP	R/L	6-1	190	Fr.	Valdosta, Ga./Lowndes HS
4	Harrison Thiel	"teal" SS/2B	R/R	6-0	170	Fr.	Parrish, Fla./Palmetto HS
5	Colin Hall	OF	L/R	5-11	181	Jr.	Alpharetta, Ga./Wesleyan School
6	Michael Guldberg	"goold-berg" INF/OF	R/R	6-0	172	Jr.	Marietta, Ga./Walton
7	Luke Waddell	"wah-dell" INF	L/R	5-9	176	Jr.	Loveland, Ohio/Loveland
8	Jonathan Hughes	RHP	R/R	6-2	198	R-Sr.	Flowery Branch, Ga./Flowery Branch
9	Charlie Benson	INF	S/R	5-11	172	So.	Alpharetta, Ga./Marist
10	Andrew Jenkins	3B	R/R	6-0	205	Fr.	Atlanta, Ga./Pace Academy
11	Jake Holland	C	R/R	6-3	210	Fr.	Clermont, Fla./Montverde Academy
12	Jackson Finley	RHP	R/R	6-3	206	Fr.	Richmond Hill, Ga./Richmond Hill HS
14	Austin Wilhite	"will-height" INF	R/R	5-9	168	Sr.	Buford, Ga./Buford
15	Hugh Chapman	RHP	R/R	6-3	223	Jr.	Smyrna, Ga./Holy Innocents' Episcopal
16	Will Coquillard	"coke-lee-ard" RHP	L/R	6-8	225	Fr.	Pacific Palisades, Calif./Palisades Charter
18	Cameron Turley	C/RHP	R/R	6-4	208	Jr.	Dacula, Ga./Mill Creek
19	Cort Roedig	"row-dig" RHP	R/R	6-2	192	So.	Orlando, Fla./Dr. Phillips
20	Jamie Taylor	C/RHP	R/R	6-1	207	Jr.	Johns Creek, Ga./Marist School
21	Brant Hurter	LHP	L/L	6-6	240	Jr.	Canton, Ga./Woodstock
22	Baron Radcliff	"bare-n" OF	L/R	6-4	239	Jr.	Peachtree Corners, Ga./Norcross
23	Stephen Reid	OF	R/R	6-1	210	Fr.	Berkeley Heights, N.J./Governor Livingston
24	Brody Westbrook	RHP	R/R	6-3	200	Fr.	Cumming, Ga./North Forsyth HS
25	Drew Compton	3B	S/R	6-2	195	Fr.	Berkeley Heights, N.J./Governor Livingston
26	Paxton Rigby	OF/1B	L/R	6-3	204	Sr.	Altamonte Springs, Fla./Lake Brantley
27	Luke Bartnicki	LHP	L/L	6-3	210	So.	Marietta, Ga./Walton
29	Jackson Arnold	RHP	R/R	6-0	175	Fr.	Auburn, Ala./Auburn HS
32	Joseph Mannelly	"man-e-lee" LHP	L/L	6-3	212	R-So.	Atlanta, Ga./Marist School
35	Jackson Webb	INF	S/R	6-0	165	R-Sr.	Roswell, Ga./Johnson Ferry Christian (UCF)
36	Sam Crawford	LHP	L/L	6-2	219	Jr.	Raleigh, N.C./St. David's
39	Jake Brace	RHP	R/R	5-11	192	Jr.	Suwanee, Ga./North Gwinnett
40	John Giesler	"geese-ler" SS/UT	R/R	6-3	195	Fr.	Marietta, Ga./Walton HS
41	Zach Maxwell	RHP	R/R	6-6	245	Fr.	Acworth, Ga./North Paulding HS
42	Jadyn Jackson	"jay-den" INF/SS	R/R	6-0	180	Fr.	Sugar Hill, Ga./Lanier HS
45	Andy Archer	RHP	R/R	6-4	216	R-Jr.	Duluth, Ga./Wesleyan School
46	Ben King	RHP	R/R	6-3	215	Fr.	Calhoun, Ga./Calhoun
48	Josiah Siegel	"sea-gul" LHP	L/L	6-1	195	Fr.	Woodstock, Ga./Woodstock HS

COACHES & STAFF

Head Coach:	17 Danny Hall (Miami, Ohio '77), 27th year at Tech
Assistant Coach/Pitching:	30 Danny Borrell (Wake Forest '09), 1st year
Assistant Coach/Hitting:	13 James Ramsey (Florida State '12), 2nd year
Volunteer Assistant Coach:	31 Dan Jaffe (Pacific '14), 2nd year
Director of Baseball Operations:	Nick Scherer (Georgia Tech, '07), 13th year
Athletic Trainer:	Paul Wolkoff (Georgia Tech, '93), 12th year
Strength & Conditioning:	Steve Tamborra (Florida State '94), 21st year
Equipment Manager:	David McDaniel (Liberty, '09), 5th year

ALPHABETICAL

No.	Name
45	Andy Archer
29	Jackson Arnold
27	Luke Bartnicki
9	Charlie Benson
39	Jake Brace
15	Hugh Chapman
25	Drew Compton
16	Will Coquillard
36	Sam Crawford
12	Jackson Finley
40	John Giesler
1	Tres Gonzalez
6	Michael Guldberg
5	Colin Hall
8	Jonathan Hughes
21	Brant Hurter
42	Jadyn Jackson
10	Andrew Jenkins
46	Ben King
32	Joseph Mannelly
41	Zach Maxwell
22	Baron Radcliff
23	Stephen Reid
26	Paxton Rigby
19	Cort Roedig
48	Josiah Siegel
2	Dalton Smith
20	Jamie Taylor
4	Harrison Thiel
18	Cameron Turley
7	Luke Waddell
35	Jackson Webb
24	Brody Westbrook
14	Austin Wilhite

BY STATE

Georgia (25)	
Andy Archer	Duluth
Luke Bartnicki	Marietta
Charlie Benson	Alpharetta
Jake Brace	Suwanee
Hugh Chapman	Smyrna
Jackson Finley	Richmond Hill
John Giesler	Marietta
Tres Gonzalez	Sandy Springs
Michael Guldberg	Marietta
Colin Hall	Alpharetta
Jonathan Hughes	Flowery Branch
Brant Hurter	Canton
Jadyn Jackson	Sugar Hill
Andrew Jenkins	Atlanta
Ben King	Calhoun

Joseph Mannelly	Atlanta
Zach Maxwell	Acworth
Baron Radcliff	Peachtree Corners
Josiah Siegel	Woodstock
Dalton Smith	Valdosta
Jamie Taylor	Johns Creek
Cameron Turley	Dacula
Jackson Webb	Roswell
Brody Westbrook	Cumming
Austin Wilhite	Buford

Alabama (1)	
Jackson Arnold	Auburn

Florida (4)	
Jake Holland	Clermont
Paxton Rigby	Altamonte Springs
Cort Roedig	Orlando
Harrison Thiel	Parrish

New Jersey (2)	
Drew Compton	Berkeley Heights
Stephen Reid	Berkeley Heights

California (1)	
Will Coquillard	Pacific Palisades

North Carolina (1)	
Sam Crawford	Raleigh

Ohio (1)	
Luke Waddell	Loveland

BY CLASS

Seniors (4): Hughes*, Rigby, Webb*, A. Wilhite

Juniors (11): Archer*, Brace, Chapman, Crawford, Guldberg, Co. Hall, Hurter, Radcliff, Taylor, Turley, Waddell

Sophomores (4): Bartnicki, Benson, Mannelly*, Roedig

Freshman (17): Arnold, Compton, Coquillard, Finley, Giesler, Gonzalez, Holland, Sorrow III, Jackson, Jenkins, King, Maxwell, Reid, Siegel, Smith, Thiel, Westbrook

* redshirt




#1 Tres Gonzalez
OF • L/L • 6-0 • 165
Freshman



#2 Dalton Smith
LHP • R/L • 6-1 • 190
Freshman




#3 Harrison Thiel
INF • R/R • 6-0 • 170
Freshman



#5 Colin Hall
OF • L/R • 5-11 • 178
Junior



#6 Michael Guldborg
INF/OF • R/R • 6-0 • 168
Junior



#7 Luke Waddell
INF • L/R • 5-9 • 176
Junior



#8 Jonathan Hughes
RHP • R/R • 6-2 • 198
Redshirt Senior



#9 Charlie Benson
INF • S/R • 5-11 • 172
Sophomore



#10 Andrew Jenkins
INF • R/R • 6-0 • 205
Freshman



#11 Jake Holland
C • R/R • 6-3 • 210
Freshman



#12 Jackson Finley
RHP • R/R • 6-3 • 206
Freshman



#14 Austin Wilhite
INF • R/R • 5-9 • 168
Senior



#15 Hugh Chapman
RHP • R/R • 6-3 • 223
Junior



#16 Will Coquillard
RHP • L/R • 6-3 • 223
Freshman



#18 Cameron Turley
C/RHP • R/R • 6-4 • 208
Junior



#19 Cort Roedig
RHP • R/R • 6-2 • 217
Sophomore



#20 Jamie Taylor
C/RHP • R/R • 6-1 • 207
Junior



#21 Brant Hurter
LHP • L/L • 6-6 • 240
Junior



#22 Baron Radcliff
OF • L/R • 6-4 • 239
Junior



#23 Stephen Reid
OF • R/R • 6-1 • 210
Freshman



#24 Brody Westbrooks
RHP • R/R • 6-3 • 200
Freshman



#25 Drew Compton
INF • S/R • 6-2 • 195
Freshman



#26 Paxton Rigby
OF/1B • L/R • 6-3 • 204
Senior



#27 Luke Bartnicki
LHP • L/L • 6-3 • 210
Sophomore




#29 Jackson Arnold
RHP • R/R • 6-0 • 175
Freshman



#32 Joseph Mannelly
LHP • L/L • 6-3 • 212
Redshirt Sophomore



#35 Jackson Webb
INF • S/R • 6-0 • 165
Redshirt Senior



#36 Sam Crawford
LHP • L/L • 6-2 • 219
Junior



#39 Jake Brace
RHP • R/R • 5-11 • 192
Junior




#40 John Giesler
SS/UT • S/R • 6-3 • 195
Freshman



#41 Zach Maxwell
RHP • R/R • 6-6 • 245
Freshman



#42 Jady Jackson
INF • R/R • 6-0 • 180
Freshman



#45 Andy Archer
RHP • R/R • 6-4 • 216
Redshirt Junior



#46 Ben King
RHP • R/R • 6-3 • 215
Freshman



#48 Josiah Siegel
LHP • L/L • 6-1 • 195
Freshman



#17 Danny Hall
Head Coach



#30 Danny Borrell
Assistant Coach
Pitching



#13 James Ramsey
Assistant Coach
Hitting



#31 Dan Jaffe
Volunteer Assistant
Coach