



CINCINNATI



UC ATHLETICS COMMUNICATIONS 2751 O'VARSITY WAY SUITE 860 CINCINNATI, OHIO 45221-0021 // GOBEARCATS.COM

2020 SCHEDULE

DATE	OPPONENT	LOCATION	TIME/RESULT
Feb. 14	Georgia State	Atlanta, Georgia	4:00pm
Feb. 15	Georgia Tech	Atlanta, Georgia	2:00pm
Feb. 16	Kennesaw State	Kennesaw, GA	1:00pm
Feb. 21	Florida State	Tallahassee, FL	6:00pm
Feb. 22	Florida State	Tallahassee, FL	2:00pm
Feb. 23	Florida State	Tallahassee, FL	12:00pm
Feb. 26	INDIANA STATE	MSS	3:00pm
Feb. 28	OAKLAND	MSS	4:00pm
Feb. 29	OAKLAND	MSS	12:00pm
Feb. 29	OAKLAND	MSS	2:00pm
March 1	OAKLAND	MSS	1:00pm
March 3	Kentucky	Lexington, KY	4:00pm
March 6	EASTERN MICH	MSS	4:00pm
March 7	EASTERN MICH	MSS	2:00pm
March 8	EASTERN MICH	MSS	1:00pm
March 11	Indiana	Bloomington, IN	4:00pm
March 13	Kansas	Lawrence, KS	4:00pm
March 14	Kansas	Lawrence, KS	3:00pm
March 15	Kansas	Lawrence, KS	1:00pm
March 17	XAVIER	MSS	4:00pm
March 18	Xavier	Cincinnati, OH	3:00pm
March 20	UCONN*	MSS	4:00pm
March 21	UCONN*	MSS	12:00pm
March 22	UCONN*	MSS	12:00pm
March 25	MIAMI (OH)	MSS	4:00pm
March 27	East Carolina*	Greenville, NC	6:30pm
March 28	East Carolina*	Greenville, NC	4:00pm
March 29	East Carolina*	Greenville, NC	12:00pm
March 31	Louisville	Louisville, KY	4:00pm
April 3	UT MARTIN	MSS	6:00pm
April 4	UT MARTIN	MSS	4:00pm
April 5	UT MARTIN	MSS	1:00pm
April 7	Miami (Oh.)	Oxford, OH	5:00pm
April 9	SOUTH FLORIDA*	MSS	6:00pm
April 10	SOUTH FLORIDA*	MSS	4:00pm
April 11	SOUTH FLORIDA*	MSS	1:00pm
April 14	Wright State %	Oxford, OH	3:00pm
April 15	TBD %	Oxford, OH	TBD
April 17	Wichita State*	Wichita, KS	7:00pm
April 18	Wichita State*	Wichita, KS	3:00pm
April 19	Wichita State*	Wichita, KS	1:00pm
April 21	WRIGHT STATE	MSS	11:00am
April 24	HOUSTON*	MSS	6:00pm
April 25	HOUSTON*	MSS	4:00pm
April 26	HOUSTON*	MSS	1:00pm
May 1	Tulane*	New Orleans, LA	7:30pm
May 2	Tulane*	New Orleans, LA	3:00pm
May 3	Tulane*	New Orleans, LA	1:00pm
May 6	OHIO STATE	MSS	6:00pm
May 8	MEMPHIS*	MSS	6:00pm
May 9	MEMPHIS*	MSS	3:00pm
May 10	MEMPHIS*	MSS	1:00pm
May 12	Wright State	Dayton, OH	3:00pm
May 14	Central Florida*	Orlando, FL	6:00pm
May 15	Central Florida*	Orlando, FL	6:00pm
May 16	Central Florida*	Orlando, FL	6:00pm
May 19-24	AAC Champ.	Clearwater, Fla.	TBD

All times Eastern and subject to change

Home games in CAPS

MSS = Marge Schott Stadium

% = Joe Nuxhall Classic

FOLLOW US

Twitter, Facebook, Instagram:
GoBearsBase

GAMES 1-3

ATLANTA CHALLENGE

Friday, February 14 • 4 pm

GSU Baseball Complex

Saturday, February 15 • 2 pm

Russ Chandler Stadium

Sunday, February 16 • 1 pm

Stillwell Baseball Stadium

Cincinnati Bearcats

2019: 31-31

Head Coach Scott Googins (3rd year)

Georgia State Panthers

2019: 15-41

Head Coach Brad Stromdahl (1st year)

#19 Georgia Tech Yellow Jackets

2019: 43-19

Head Coach Danny Hall (27th year)

Kennesaw State Owls

2019: 27-29

Head Coach Mike Sansing (29th year)

PROJECTED STARTING LINEUP

NO.	NAME (B/T)	POS.	HT.	WT.	YR.	HOMETOWN	AVG.	GP-GS	RUNS	HITS	RBI	SB
23	Mitch Holding (R/R)	C	6-0	230	Sr.	Melbourne, Aus.	.191	43-36	17	21	21	1
8	Griffin Merritt (R/R)	1B	6-2	225	So.	Cincinnati, Ohio	.210	37-26	11	21	12	1
3	Jace Mercer (B/R)	2B	5-10	190	Sr.	Johns Creek, Ga.	.285	56-56	43	61	26	20
2	Joey Bellini (R/R)	SS	6-2	190	Sr.	Winter Park, Fla.	.289	55-53	34	63	27	2
10	Eric Santiago (R/R)	3B	6-1	190	Sr.	Bethlehem, Pa.	.256	61-60	31	58	24	11
26	Joey Wiemer (R/R)	LF	6-5	215	Jr.	Temperance, Mich.	.263	62-62	42	63	28	21
0	Jeremy Johnson (R/R)CF	5-10	180	R-Sr.	Suwanee, Ga.	.279	62-62	27	57	20	19	
32	Paul Komistek (R/R)	RF	6-2	205	So.	Knoxville, Tenn.						
14	Wyatt Stapp (L/R)	DH	6-1	205	Jr.	Keller, Texas	.294	60-59	35	69	35	1

* based on end of 2019 season; 2019 stats

PROBABLE STARTING PITCHERS

FRIDAY, FEBRUARY 14

TM NO.	NAME	HT.	WT.	YR.	HOMETOWN	ERA	W-L	G-GS	IP	BB	SO
UC 6	LHP Evan Shawver	6-0	190	So.	Amherst, Ohio	7.15	3-8	17-10	61.2	48	69
GSU 4	LHP Seth Clark	6-3	220	So.	Loganville, Ga.	8.21	2-2	21-5	41.2	38	48

SATURDAY, FEBRUARY 15

TM NO.	NAME	HT.	WT.	YR.	HOMETOWN	ERA	W-L	G-GS	IP	BB	SO
UC 49	RHP Nathan Kroger	6-3	225	Sr.	Loveland, Ohio	1.86	1-1	5-5	29.0	9	27
GT 8	RHP Jonathan Hughes	6-2	198	R-Sr.	Flowery Branch, Ga.	5.34	2-1	9-8	28.2	21	16

SUNDAY, FEBRUARY 16

TM NO.	NAME	HT.	WT.	YR.	HOMETOWN	ERA	W-L	G-GS	IP	BB	SO
UC 19	LHP Drake Batcho	6-4	215	So.	Warren, Ohio	9.27	2-4	14-6	33.0	39	29
KSU 16	RHP Jared Rine	6-4	195	So.	Powder Springs, Ga.	3.44	3-5	16-1	36.2	21	39

OPPONENT OVERVIEW

- » Friday will mark the first meeting between UC and Georgia State
- » The Panthers finished the 2019 season with a 15-41 record
- » UC and Georgia Tech have met six times, with the last meeting coming in 1998. The Bearcats lost all six games
- » Five of the six games were played in Atlanta with one at a neutral site
- » The three games during 1998 season were won by the Yellow Jackets by scores of 17-1, 19-2 and 9-6
- » Georgia Tech finished 43-19 last year and hosted a regional as the No. 3 national seed
- » UC and Kennesaw State have never met on the diamond
- » The Owls went 27-29 in 2019

SPORTS COMMUNICATIONS

Assistant AD, Communications/Baseball Contact:

Mollie Radzinski

C: 585.520.1487

mollie.radzinski@uc.edu



2020 NUMERICAL ROSTER

No.	Name	Pos.	Ht.	Wt.	Class	Hometown / Last School
0	Jeremy Johnson	OF	5-10	180	R-Sr.	Suwanee, Ga. / Auburn
2	Joey Bellini	INF	6-2	190	Sr.	Winter Park, Fla. / St. John's River State College
3	Jace Mercer	INF	5-10	190	Sr.	Johns Creek, Ga. / Johns Creek
4	Nate Meyer	INF	6-1	195	So.	Dublin, Ohio / Bishop Watterson
5	Chase Stewart	RHP	5-11	175	Sr.	Abbotsford, B.C., Canada / North Iowa Area C.C.
6	Evan Shawver	LHP	6-0	190	So.	Amherst, Ohio / Amherst Steele
8	Griffin Merritt	INF	6-2	225	So.	Cincinnati, Ohio / La Salle
10	Eric Santiago	INF	6-1	190	Sr.	Bethlehem, Pa. / Notre Dame Green Pond
11	Garrett Schoenle	LHP	6-5	185	Jr.	Fort Wayne, Ind. / Northrop
13	Payton Pennington	INF	5-11	175	Fr.	Hamilton, Ohio / Hamilton
14	Wyatt Stapp	INF	6-1	205	Jr.	Keller, Texas / Tennessee
15	Joe Powell	C	5-10	160	Fr.	Mason, Ohio / Mason
16	Dondrae Bremner	INF	6-2	195	R-So.	Toronto, Ontario, Canada / Bill Crothers Secondary
17	Nick Murray	RHP	6-6	240	So.	Tyngsboro, Mass. / St. Mark's School
18	Andrew Noelker	RHP	6-4	160	So.	Hamilton, Ohio / Hamilton Badin
19	Drake Batcho	LHP	6-4	215	So.	Warren, Ohio / Champion
20	Jackson Murphy	RHP	6-2	205	So.	Cincinnati, Ohio / IMG Academy
21	JP Bitzenhofer	C	6-3	200	R-Jr.	West Chester, Ohio / Dyersburg Community College
22	Jack Pacetti	LHP	6-2	195	Fr.	Cincinnati, Ohio / Archbishop Moeller
23	Mitch Holding	C	6-0	230	Sr.	Melbourne, Australia / Odessa C.C.
24	Sean McLaughlin	INF	6-1	220	So.	Hendersonville, Tenn. / Knights Academy
25	Jalen Wade	RHP	6-4	215	R-So.	West Chester, Pa. / Malvern Prep
26	Joey Wiemer	OF	6-5	215	Jr.	Temperance, Mich. / Bedford
27	Kasey Centeno	RHP	6-1	185	Fr.	Massillon, Ohio / Perry
29	Jake Hansen	INF	6-2	195	Jr.	West Chester, Ill. / North Iowa Area C.C.
31	Nathan Moore	RHP	6-1	205	Sr.	Columbus, Ohio / Bishop Hartley
32	Paul Komistek	OF	6-2	205	So.	Knoxville, Tenn. / Tennessee
33	Wyatt Geesaman	RHP	6-4	225	Fr.	Redkey, Ind. / Jay County
34	Ben Vore	RHP	6-3	215	Fr.	Lexington, Ohio / Lexington
35	Jacob Meyer	RHP	6-0	175	Jr.	Spencerville, Ohio / Georgia Highlands C.C.
37	Cam Scheler	C	6-1	215	Fr.	Louisville, Ky. / St. Xavier
39	Evan Kemp	LHP	6-3	195	Fr.	Mason, Ohio / Mason
43	Zach Segal	RHP	6-0	175	Fr.	Loveland, Ohio / Loveland
44	Ryan Nicholson	INF	6-4	230	Fr.	Louisville, Ky. / St. Xavier
49	Nathan Kroger	RHP	6-3	225	Sr.	Loveland, Ohio / Milford
77	Alex Shea	LHP	6-4	185	Fr.	Union, Ky. / St. Henry

2020 ALPHABETICAL ROSTER

No.	Name	Pos.	Ht.	Wt.	B/T	Class	Hometown / Last School
19	Drake Batcho	LHP	6-4	215	So.		Warren, Ohio / Champion
2	Joey Bellini	INF	6-2	190	Sr.		Winter Park, Fla. / St. John's River State College
21	JP Bitzenhofer	C	6-3	200	R-Jr.		West Chester, Ohio / Dyersburg Community College
16	Dondrae Bremner	INF	6-2	195	R-So.		Toronto, Ontario, Canada / Bill Crothers Secondary
27	Kasey Centeno	RHP	6-1	185	Fr.		Massillon, Ohio / Perry
33	Wyatt Geesaman	RHP	6-4	225	Fr.		Redkey, Ind. / Jay County
29	Jake Hansen	INF	6-2	195	Jr.		West Chester, Ill. / North Iowa Area C.C.
23	Mitch Holding	C	6-0	230	Sr.		Melbourne, Australia / Odessa C.C.
0	Jeremy Johnson	OF	5-10	180	R-Sr.		Suwanee, Ga. / Auburn
39	Evan Kemp	LHP	6-3	195	Fr.		Mason, Ohio / Mason
32	Paul Komistek	OF	6-2	205	So.		Knoxville, Tenn. / Tennessee
49	Nathan Kroger	RHP	6-3	225	Sr.		Loveland, Ohio / Milford
24	Sean McLaughlin	INF	6-1	220	So.		Hendersonville, Tenn. / Knights Academy
3	Jace Mercer	INF	5-10	190	Sr.		Johns Creek, Ga. / Johns Creek
8	Griffin Merritt	INF	6-2	225	So.		Cincinnati, Ohio / La Salle
35	Jacob Meyer	RHP	6-0	175	Jr.		Spencerville, Ohio / Georgia Highlands C.C.
4	Nate Meyer	INF	6-1	195	So.		Dublin, Ohio / Bishop Watterson
31	Nathan Moore	RHP	6-1	205	Sr.		Columbus, Ohio / Bishop Hartley
20	Jackson Murphy	RHP	6-2	205	So.		Cincinnati, Ohio / IMG Academy
17	Nick Murray	RHP	6-6	240	So.		Tyngsboro, Mass. / St. Mark's School
44	Ryan Nicholson	INF	6-4	230	Fr.		Louisville, Ky. / St. Xavier
18	Andrew Noelker	RHP	6-4	160	So.		Hamilton, Ohio / Hamilton Badin
22	Jack Pacetti	LHP	6-2	195	Fr.		Cincinnati, Ohio / Archbishop Moeller
13	Payton Pennington	INF	5-11	175	Fr.		Hamilton, Ohio / Hamilton
15	Joe Powell	C	5-10	160	Fr.		Mason, Ohio / Mason
10	Eric Santiago	INF	6-1	190	Sr.		Bethlehem, Pa. / Notre Dame Green Pond
37	Cam Scheler	C	6-1	215	Fr.		Louisville, Ky. / St. Xavier
11	Garrett Schoenle	LHP	6-5	185	Jr.		Fort Wayne, Ind. / Northrop
43	Zach Segal	RHP	6-0	175	Fr.		Loveland, Ohio / Loveland
6	Evan Shawver	LHP	6-0	190	So.		Amherst, Ohio / Amherst Steele
77	Alex Shea	LHP	6-4	185	Fr.		Union, Ky. / St. Henry
14	Wyatt Stapp	INF	6-1	205	Jr.		Keller, Texas / Tennessee
5	Chase Stewart	RHP	5-11	175	Sr.		Abbotsford, B.C., Canada / North Iowa Area C.C.
34	Ben Vore	RHP	6-3	215	Fr.		Lexington, Ohio / Lexington
25	Jalen Wade	RHP	6-4	215	R-So.		West Chester, Pa. / Malvern Prep
26	Joey Wiemer	OF	6-5	215	Jr.		Temperance, Mich. / Bedford

COACHING STAFF

- 7 Scott Googins - Head Coach (3rd Season)
 13 JD Heilmann - Assistant Coach (5th Season)
 9 Kyle Sprague - Assistant Coach (3rd Season)
 15 Tony Maccani - Volunteer Assistant (2nd Season)

SUPPORT STAFF

- Andy Nagel - Director of Baseball Operations
 Connor Walsh - Director of Player Development
 Phil Montano - Athletic Trainer
 Jeff Hericks - Equipment Manager
 Orlando Smith - Strength & Conditioning Coach

PRONUNCIATION GUIDE

Noelker	NOLE-ker
Schoenle	SHANE-lee
Wiemer	WEE-mer
Maccani	ma-CON-ee

ROSTER BY POSITION

RHP	12
INF	11
LHP	6
OF	3
C	4

ROSTER BY CLASS

Freshmen	11
Redshirt Freshmen	0
Sophomores	9
Redshirt Sophomores	2
Juniors	5
Redshirt Junior	1
Seniors	7
Redshirt Seniors	1

ROSTER BY STATE

Ohio	17
Florida	1
Georgia	2
Illinois	1
Indiana	2
Kentucky	3
Massachusetts	1
Michigan	1
Pennsylvania	2
Tennessee	2
Texas	1
International	3



JEREMY JOHNSON
OF • R/R • SUWANEE, GA.




JOEY BELLINI
SS • R/R • WINTER PARK, FLA.




JACE MERCER
INF • B/R • JOHNS CREEK, GA.



NATE MEYER
OF • R/R • DUBLIN, OHIO




CHASE STEWART
RHP • R/R • ABBOTSFORD, B.C., CANADA



EVAN SHAWVER
LHP • R/L • AMHERST, OHIO



GRIFFIN MERRITT
INF • R/R • CINCINNATI, OHIO



ERIC SANTIAGO
INF • R/R • BETHLEHEM, PA.




GARRETT SCHOENLE
LHP • L/L • FORT WAYNE, IND.



PAYTON PENNINGTON
INF • L/R • HAMILTON, OHIO




WYATT STAPP
INF • L/R • KELLER, TEXAS




JOE POWELL
C • R/R • MASON, OHIO



DONDRAE BREMNER
INF • L/R • TORONTO, ONT., CANADA



NICK MURRAY
RHP • R/R • TYNGSBORO, MASS.



ANDREW NOELKER
RHP • R/R • HAMILTON, OHIO



DRAKE BATCHO
LHP • L/L • WARREN, OHIO



JACKSON MURPHY
RHP • R/R • CINCINNATI, OHIO




JP BITZENHOFER
C • R/R • WEST CHESTER, OHIO



JACK PACETTI
LHP • L/L • CINCINNATI, OHIO



MITCH HOLDING
C • R/R • MELBOURNE, AUSTRALIA



SEAN MCLAUGHLIN
INF • R/R • HENDERSONVILLE, TENN.



JALEN WADE
RHP • R/R • WEST CHESTER, PA.



JOEY WIEMER
OF • R/R • TEMPERANCE, MICH.



KASEY CENTENO
RHP • R/R • MASSILLON, OHIO



JAKE HANSEN
INF • L/R • WESTCHESTER, ILL.




NATHAN MOORE
RHP • R/R • COLUMBUS, OHIO




PAUL KOMISTEK
OF • B/R • KNOXVILLE, TENN.




WYATT GEESAMAN
RHP • R/R • REDKEY, IND.




BEN VORE
RHP • R/R • LEXINGTON, OHIO



JACOB MEYER
RHP • R/R • SPENCERVILLE, OHIO



CAM SCHELLER
C • R/R • LOUISVILLE, KENTUCKY




EVAN KEMP
LHP • L/L • MASON, OHIO




ZACH SEGAL
RHP • R/R • LOVELAND, OHIO



RYAN NICHOLSON
INF • L/L • LOUISVILLE, KENTUCKY



NATHAN KROGER
RHP • R/R • LOVELAND, OHIO



ALEX SHEA
LHP • L/L • UNION, KENTUCKY



SCOTT GOOGINS
HEAD COACH



JD HEILMANN
ASSISTANT COACH



KYLE SPRAGUE
ASSISTANT COACH



TONY MACCANI
VOLUNTEER ASSISTANT COACH



THE AMERICAN STANDINGS

	AAC	OVERALL
1. ECU	20-4	47-18
2. Houston	12-12	32-24
3. UConn	12-12	39-25
4. Tulane	12-11	32-26
5. UCF	11-13	36-22
6. Cincinnati	13-11	31-31
7. USF	8-16	27-28
8. Memphis	10-13	27-28
9. Wichita State	9-15	26-27

*2020 preseason poll with 2019 records listed

CONFERENCE WEEKLY HONORS

Player/Pitcher of the Week

American Weekly Honor Roll

AMERICAN RANKINGS (TOP 10)

TRIPLES

AJ Bumpass.....	T-2nd (4)
Dondrae Bremner.....	T-6th (3)

STOLEN BASES

Jace Mercer.....	T-2nd (20)
Joey Wiemer.....	T-2nd (20)
Jeremy Johnson.....	4th (18)

SAVES

Korren Thompson.....	2nd (10)
----------------------	----------

OPP. BATTING AVG.

Garrett Schoenle.....	8th (.237)
-----------------------	------------

NCAA RANKINGS (TOP 50)

TEAM

Double Plays.....	2nd (55)
Double Plays Per Game.....	6th (1.06)
Fielding Percentage.....	27th (.978)
Stolen Bases.....	30th (85)
Stolen Bases Per Game.....	35th (1.63)
Triple Plays.....	1st (1)

INDIVIDUAL

Triples	
AJ Bumpass.....	50th (4)
Saves	
Korren Thompson.....	25th (10)

2019 RECORD BREAKDOWN

Total.....	31-31
Conference.....	13-11
Non-Conference.....	18-20
Home.....	16-12
Away.....	10-16
Neutral.....	5-3
Day.....	22-18
Night.....	9-13
1-Run games.....	12-6
2-Run games.....	3-3
5+ Run games.....	9-16
Extra inning games.....	2-3
Shutouts.....	1-5
Scoring 0-2 runs.....	1-16
Scoring 3-5 runs.....	11-11
Scoring 6-9 runs.....	10-4
Scoring 10+ runs.....	9-0
Opponent scores 0-2 runs.....	7-2
Opponent scores 3-5 runs.....	17-7
Opponent scores 6-9 runs.....	7-13
Opponent scores 10+ runs.....	0-9
Scoring first.....	16-10
Opponent scores first.....	15-21
Leading after 6 innings.....	25-2
Trailing after 6 innings.....	4-27
Tied after 6 innings.....	2-2
Leading after 7 innings.....	24-2
Trailing after 7 innings.....	3-27
Tied after 7 innings.....	4-2
Leading after 8 innings.....	27-0
Trailing after 8 innings.....	3-26
Tied after 8 innings.....	1-4
Hitting 0 homeruns.....	13-25
Hitting 1 homerun.....	12-4
Hitting 2+ homeruns.....	6-2
Opponents hit 0 homeruns.....	16-12
Opponents hit 1 homerun.....	10-13
Opponents hit 2+ homeruns.....	5-6
Making 0 errors.....	17-13
Making 1 error.....	9-10
Making 2+ errors.....	5-8
Opponent makes 0 errors.....	8-9
Opponent makes 1 error.....	12-14
Opponent makes 2+ errors.....	11-8
UC has more hits.....	25-5
Opponent has more hits.....	4-23
Hits are tied.....	2-3
vs. Ranked opponents.....	3-8
Three-game series.....	18-21
Three-game conference series.....	13-11
Three-game series sweeps.....	6-9
Three-game conference series sweeps.....	3-3
Four-game series.....	0-0
Four-game series sweeps.....	0-0
Games in February.....	1-6
Games in March.....	9-10
Games in April.....	12-6
Games in May.....	3-5
Games on Sunday.....	8-3
Games on Monday.....	1-0
Games on Tuesday.....	3-5
Games on Wednesday.....	4-1
Games on Thursday.....	1-0
Games on Friday.....	3-11
Games on Saturday.....	5-8
Longest winning streak.....	5
Longest losing streak.....	5

SCORE BY INNING

Inning	UC	Opp.
1st	25	38
2nd	42	50
3rd	47	39
4th	30	45
5th	45	53
6th	45	45
7th	29	34
8th	28	42
9th	27	17
10th	1	1
11th	0	5
12th	1	0

SEASON GAME HIGHS - TEAM

Hitting

At bats.....	50, vs Miami 4/10
Runs.....	22, vs UConn 5/26
Hits.....	24, vs UConn 5/26
RBI.....	20, vs UConn 5/26
Walks.....	11, vs Miami 4/16
Strikeouts.....	18, vs Miami 4/10
Doubles.....	5, twice
Triples.....	3, twice
Homeruns.....	4, vs UConn 5/26
Total bases.....	39, vs UConn 5/26
Hit by pitch.....	5, vs NKU 3/27
Stolen bases.....	6, at USF 3/24

Fielding

Putouts.....	36, at HBU 2/24
Assists.....	15, three times
Errors.....	3, three times
Double plays turned.....	4, twice

Pitching

Innings pitched.....	12.0, at HBU 2/24
Runs allowed.....	19, vs Tulane 3/29
Earned runs allowed.....	15, vs UCF 4/12
Walks allowed.....	14, vs Tulane 3/31
Hits allowed.....	17, twice
Strikeouts.....	13, three times

SEASON GAME HIGHS - IND.

Hitting

At bats.....	7, three times
Runs.....	4, Wiemer vs Miami 4/16
Hits.....	5, twice
RBI.....	5, Bremner vs Indiana 3/13
Walks.....	3, seven times
Doubles.....	2, four times
Triples.....	2, AJ Bumpass vs Miami 4/10
Homeruns.....	1, thirty-four times
Total bases.....	10, AJ Bumpass at Oregon State 5/31
Strikeouts.....	4, three times
Hit by pitch.....	2, four times
Stolen bases.....	4, Wiemer vs ECU 4/24

Fielding

Putouts.....	13, Murphy at #22 UConn 4/5
Assists.....	7, Mercer at #22 UConn 4/5
Errors.....	2, twice

Pitching

Innings pitched.....	8.1, Schoenle at USF 3/24
Runs allowed.....	9, Kullman vs Tulane 3/29
Earned runs allowed.....	8, three times
Walks allowed.....	7, twice
Hits allowed.....	8, three times
Strikeouts.....	12, twice

BATTING ORDER BREAKDOWN

Player	GS	Position											Batting Order								
		p	c	1b	2b	3b	ss	lf	cf	rf	of	dh	1st	2nd	3rd	4th	5th	6th	7th	8th	9th
26 WIEMER, Joey	62	61	.	1	17	45
0 JOHNSON, Jere	62	62	.	.	.	1	10	.	.	3	3	.	1	44
10 SANTIAGO, Eri	60	.	.	5	.	55	26	.	.	.	5	4	13	6	6
14 STAPP, Wyatt	59	.	.	.	5	4	50	.	.	45	7	6	1	.	.	.
22 BUMPASS, AJ	59	59	.	.	.	4	.	.	13	27	14	1	.
3 MERCER, Jace	56	.	.	.	56	35	.	.	.	3	8	9	1	.
2 BELLINI, Joey	53	.	.	.	1	.	52	48	.	.	1	1	2	1	.
38 MURPHY, Cole	38	.	.	33	5	.	.	.	7	7	1	10	13	.
23 HOLDING, Mitc	36	.	35	1	.	.	.	3	16	2	3	12	.
8 MERRITT, Griffi	26	.	.	24	2	4	12	7	3	.
35 DEANNA, Maso	26	.	26	19	7
16 BREMNER, Don	13	3	10	2	.	2	4	5
11 SCHOENLE, Ga	12	12
46 ORNDORFF, Da	11	11
6 SHAWVER, Eva	10	10
34 KULLMAN, AJ	9	9
41 COLVIN, Clayt	6	6
19 BATCHO, Drak	6	6
49 KROGER, Nath	5	5
24 MCLAUGHLIN,	3	3	2	1	.	.	.
4 MEYER, Nate	3	1	.	2	2	1	.
27 WOOTEN, Josh	1	1	1	.	.	.
21 BITZENHOFER,	1	.	1	1	.	.	.
17 MURRAY, Nick	1	1
32 OLSON, Isaac	1	1
18 NOELKER, And	1	1

STREAKS

Hitting Streaks			Reached Base Streaks		
	Longest	Current		Longest	Current
22 BUMPASS, AJ	18	-	10 SANTIAGO, Eric	23	23
14 STAPP, Wyatt	10	-	22 BUMPASS, AJ	18	7
0 JOHNSON, Jeremy	9	2	3 MERCER, Jace	18	18
10 SANTIAGO, Eric	9	5	14 STAPP, Wyatt	15	-
3 MERCER, Jace	9	9	23 HOLDING, Mitch	13	-
2 BELLINI, Joey	8	-	0 JOHNSON, Jeremy	13	5
8 MERRITT, Griffin	7	-	2 BELLINI, Joey	11	-
26 WIEMER, Joey	5	-	8 MERRITT, Griffin	9	-
38 MURPHY, Cole	4	1	26 WIEMER, Joey	7	7
35 DEANNA, Mason	3	-	35 DEANNA, Mason	7	-
23 HOLDING, Mitch	3	-	38 MURPHY, Cole	4	1
16 BREMNER, Dondrae	2	-	21 BITZENHOFER, JP	3	3
4 MEYER, Nate	2	-	4 MEYER, Nate	2	-
21 BITZENHOFER, JP	1	1	16 BREMNER, Dondrae	2	-
24 MCLAUGHLIN, Sean	1	-	24 MCLAUGHLIN, Sean	1	-

2019 RESULTS

Date	Opponent	Score	Inns	Overall	AAC	Pitcher of record	Attend	Time
Feb 15, 2019	at Florida Atlantic	L 0-9	9	0-1-0	0-0-0	Kullman (L 0-1)	689	2:18
Feb 16, 2019	at Florida Atlantic	L 7-8	(11)	0-2-0	0-0-0	Shawver (L 0-1)	522	3:41
Feb 17, 2019	at Florida Atlantic	L 3-5	9	0-3-0	0-0-0	Wade (L 0-1)	377	2:46
Feb 22, 2019	at HBU	L 4-5	9	0-4-0	0-0-0	Stewart (L 0-1)	280	3:15
Feb 23, 2019	at HBU	L 1-2	9	0-5-0	0-0-0	Shawver (L 0-2)	315	2:14
Feb 24, 2019	at HBU	W 5-4	(12)	1-5-0	0-0-0	Murray (W 1-0)	354	4:12
Feb 26, 2019	at Indiana	L 1-7	9	1-6-0	0-0-0	Batcho (L 0-1)	0	3:12
Mar 01, 2019	at #15 Auburn	L 0-5	9	1-7-0	0-0-0	Kullman (L 0-2)	3544	2:26
Mar 02, 2019	at #15 Auburn-1	L 0-5	9	1-8-0	0-0-0	Kroger (L 0-1)	-	2:40
Mar 02, 2019	at #15 Auburn-2	L 5-9	9	1-9-0	0-0-0	Batcho (L 0-2)	7387	3:26
Mar 10, 2019	BOWLING GREEN-1	W 4-3	(10)	2-9-0	0-0-0	Shawver (W 1-2)	1447	2:56
Mar 10, 2019	BOWLING GREEN-2	W 4-3	9	3-9-0	0-0-0	Stewart (W 1-1)	1447	2:56
Mar 11, 2019	BOWLING GREEN	W 4-3	9	4-9-0	0-0-0	Schoenle (W 1-0)	948	3:15
Mar 12, 2019	WRIGHT STATE	L 3-8	9	4-10-0	0-0-0	Batcho (L 0-3)	954	3:02
Mar 13, 2019	INDIANA	W 7-5	9	5-10-0	0-0-0	Thompson (W 1-0)	1063	2:51
Mar 15, 2019	NIAGARA	L 1-2	9	5-11-0	0-0-0	Kullman (L 0-3)	869	2:13
Mar 16, 2019	NIAGARA	W 5-0	9	6-11-0	0-0-0	Kroger (W 1-1)	958	2:23
Mar 17, 2019	NIAGARA	L 7-8	9	6-12-0	0-0-0	Colvin (L 0-1)	912	3:25
Mar 19, 2019	at Wright State	L 4-10	9	6-13-0	0-0-0	Orndorff (L 0-1)	70	2:47
* Mar 22, 2019	at USF	L 2-4	9	6-14-0	0-1-0	Kullman (L 0-4)	1497	3:15
* Mar 23, 2019	at USF	W 6-5	9	7-14-0	1-1-0	Moore (W 1-0)	1415	3:12
* Mar 24, 2019	at USF	W 4-1	9	8-14-0	2-1-0	Schoenle (W 2-0)	1061	2:54
* Mar 27, 2019	NKU	W 14-6	9	9-14-0	2-1-0	Moore (W 2-0)	903	3:12
* Mar 29, 2019	TULANE-1	L 4-19	9	9-15-0	2-2-0	Kullman (L 0-5)	1067	3:22
* Mar 29, 2019	TULANE-2	L 1-8	9	9-16-0	2-3-0	Shawver (L 1-3)	1008	3:07
* Mar 31, 2019	TULANE	W 7-6	9	10-16-0	3-3-0	Batcho (W 1-3)	1038	3:51
Apr 03, 2019	at Ohio State	W 9-5	9	11-16-0	3-3-0	Orndorff (W 1-1)	1351	3:15
* Apr 05, 2019	at #22 UConn	W 5-4	9	12-16-0	4-3-0	Kullman (W 1-5)	317	3:15
* Apr 06, 2019	at #22 UConn	L 1-5	9	12-17-0	4-4-0	Shawver (L 1-4)	2156	3:13
* Apr 07, 2019	at #22 UConn	W 10-4	9	13-17-0	5-4-0	Murray (W 2-0)	1891	3:45
Apr 09, 2019	XAVIER	W 2-1	9	14-17-0	5-4-0	Batcho (W 2-3)	1746	2:22
Apr 10, 2019	MIAMI	L 8-12	(11)	14-18-0	5-4-0	Murray (L 2-1)	1012	4:14
* Apr 12, 2019	UCF	L 0-15	8	14-19-0	5-5-0	Kullman (L 1-6)	1062	2:54
* Apr 13, 2019	UCF-1	W 8-3	9	15-19-0	6-5-0	Shawver (W 2-4)	1705	2:50
* Apr 13, 2019	UCF-2	W 7-6	9	16-19-0	7-5-0	Colvin (W 1-1)	1785	3:22
Apr 16, 2019	MIAMI	W 15-5	9	17-19-0	7-5-0	Noelker (W 1-0)	993	3:27
* Apr 18, 2019	at Houston	W 3-2	9	18-19-0	8-5-0	Orndorff (W 2-1)	1259	2:39
* Apr 19, 2019	at Houston	L 1-3	9	18-20-0	8-6-0	Shawver (L 2-5)	1417	2:49
* Apr 20, 2019	at Houston	L 4-8	9	18-21-0	8-7-0	Schoenle (L 2-1)	1844	3:48
Apr 23, 2019	#7 LOUISVILLE	L 0-12	9	18-22-0	8-7-0	Noelker (L 1-1)	1151	3:04
Apr 24, 2019	EKU	W 5-2	9	19-22-0	8-7-0	Stewart (W 2-1)	1081	3:15
* Apr 26, 2019	WICHITA STATE	W 5-1	9	20-22-0	9-7-0	Orndorff (W 3-1)	1195	2:28
* Apr 27, 2019	WICHITA STATE	W 11-9	9	21-22-0	10-7-0	Colvin (W 2-1)	2083	3:28
* Apr 28, 2019	WICHITA STATE	W 10-4	9	22-22-0	11-7-0	Murray (W 3-1)	1062	2:50
* May 03, 2019	#8 ECU-1	L 4-9	9	22-23-0	11-8-0	Shawver (L 2-6)	1081	2:51
* May 03, 2019	#8 ECU-2	L 3-6	9	22-24-0	11-9-0	Orndorff (L 3-2)	1221	3:07
* May 05, 2019	#8 ECU	L 2-6	9	22-25-0	11-10-0	Colvin (L 2-2)	1153	2:28
May 07, 2019	at Miami (OH)	L 6-7	(10)	22-26-0	11-10-0	Thompson (L 1-1)	412	3:19
* May 10, 2019	at Memphis	W 7-4	9	23-26-0	12-10-0	Orndorff (W 4-2)	123	2:50
* May 11, 2019	at Memphis	L 4-11	9	23-27-0	12-11-0	Shawver (L 2-7)	293	3:25
* May 12, 2019	at Memphis	W 4-2	9	24-27-0	13-11-0	Colvin (W 3-2)	241	2:43
May 14, 2019	NKU	W 6-5	9	25-27-0	13-11-0	Schoenle (W 3-1)	3860	3:06
May 16, 2019	XAVIER	L 2-11	9	25-28-0	13-11-0	Batcho (L 2-4)	1404	2:57
May 17, 2019	vs Xavier	W 10-4	9	26-28-0	13-11-0	Shawver (W 3-7)	2500	3:30
May 18, 2019	vs Xavier	L 2-10	9	26-29-0	13-11-0	Stewart (L 2-2)	550	3:15
May 21, 2019	vs Memphis	W 11-6	9	27-29-0	13-11-0	Orndorff (W 5-2)	0	2:57
May 23, 2019	vs Tulane	W 8-4	9	28-29-0	13-11-0	Moore (W 3-0)	1042	3:34
May 25, 2019	vs UCF	W 10-6	9	29-29-0	13-11-0	Kullman (W 2-6)	1022	3:57
May 26, 2019	vs UConn	W 22-5	9	30-29-0	13-11-0	Schoenle (W 4-1)	822	4:19
May 31, 2019	at Oregon State	W 7-6	9	31-29-0	13-11-0	Moore (W 4-0)	3824	3:29
Jun 01, 2019	vs Michigan	L 4-10	9	31-30-0	13-11-0	Murray (L 3-2)	3092	3:43
Jun 02, 2019	vs Creighton	L 1-6	9	31-31-0	13-11-0	Shawver (L 3-8)	2988	2:31

() extra inning game



ALL-TIME MLB DRAFT PICKS

Year	Name	Pos.	Rnd.	Team
1965	Billy Wolff	OF	3rd	St. Louis Cardinals
1966	John Meyer	C	36th	New York Mets
1967	John Meyer	C	7th*	Cleveland Indians
1967	John Meyer	C	8th*	Cleveland Indians
1969	David Jakubs	3B	3rd	St. Louis Cardinals
1970	Rick DeFelice	C	23rd	Cincinnati Reds
1972	Denny Nagel	RHP	23rd	Houston Astros
1972	Butch Alberts	3B	28th	Pittsburgh Pirates
1974	Tim Burman	LHP	33rd	Pittsburgh Pirates
1975	Tim Burman	LHP	4th*	Pittsburgh Pirates
1977	Robert Sagers	INF	2nd	Montreal Expos
1977	Brady Baldwin	C	23rd	Atlanta Braves
1977	Jeff Wilson	RHP	28th	Montreal Expos
1978	Skeeter Barnes	2B	16th	Cincinnati Reds
1978	Mark Roush	RHP	25th	Atlanta Braves
1982	James Bettis	OF	10th	Montreal Expos
1984	Lelo Berezo	OF	19th	Cincinnati Reds
1985	Tom Summers	LHP	19th	Cincinnati Reds
1986	Dave Sala	LHP	3rd	St. Louis Cardinals
1988	John Zaksek	OF	14th	Chicago White Sox
1988	Ron Stephens	RHP	37th	Chicago White Sox
1988	Joe Tenhunfeld	OF	42nd	Philadelphia Phillies
1990	George Glinatsis	RHP	49th	Seattle Mariners
1991	George Glinatsis	RHP	32nd	Seattle Mariners
1992	Bill Metzinger	RHP	43rd	Colorado Rockies
1995	Chris Murphy	LHP	40th	Cincinnati Reds
1998	Casey McEvoy	RHP	15th	Cincinnati Reds
2001	Kevin Youkilis	INF	8th	Boston Red Sox
2001	Curtus Moak	LHP	25th	Cincinnati Reds
2001	Chris Hamblen	C	35th	San Francisco Giants
2002	Chris Hamblen	C	13th	Texas Rangers
2005	Mark Haske	INF	23rd	Detroit Tigers
2005	Josh Kay	RHP	31st	Oakland A's
2006	Logan Parker	1B	12th	Cincinnati Reds
2007	John Baird	RHP	24th	Tampa Bay Rays
2008	Josh Harrison	INF	6th	Chicago Cubs
2008	Dan Osterbrock	LHP	7th	Minnesota Twins
2008	Tony Campana	OF	13th	Chicago Cubs
2008	Mike Spina	3B	45th	Minnesota Twins
2009	Mike Spina	3B	11th	Oakland Athletics
2009	Lance Durham	1B	14th	Toronto Blue Jays
2009	Kevin Johnson	RHP	38th	Florida Marlins
2010	Brian Garman	LHP	17th	Milwaukee Brewers
2010	Kevin Johnson	LHP	32nd	Texas Rangers
2011	Dan Jensen	RHP	20th	Cincinnati Reds
2012	Zach Isler	RHP	8th	Chicago White Sox
2012	Jake Proctor	OF	14th	Minnesota Twins
2012	Chris McElroy	RHP	32nd	Cincinnati Reds
2014	Connor Walsh	RHP	12th	Chicago White Sox
2015	Ian Happ	OF	1st	Chicago Cubs
2017	Ryan Noda	INF	15th	Toronto Blue Jays
2017	AJ Bumpass	OF	29th	Cincinnati Reds
2018	Manny Rodriguez	SS	10th	New York Mets
2018	Cam Alldred	LHP	24th	Pittsburgh Pirates
2018	J.T. Perez	LHP	29th	Minnesota Twins
2019	AJ Bumpass	OF	39th	Cincinnati Reds

*secondary draft

/// OPPONENT OVERVIEW

Georgia State

- Georgia State went 15-41 in 2019 including 6-24 in the Sun Belt
- The Panthers are under the direction of first-year Head Coach Brad Stromdahl
- They return junior Griffin Cheyney, who hit .300 in 2019 with 65 hits, and sophomore Josh Smith and Elian Merejo, the latter who led the team last season with seven homeruns and 35 RBI
- On the mound, junior Trey Horton (6.75 ERA, 59 strikeouts) returns while highly-touted freshmen Camren Landry and Chandler Dawson will look to make an impact

Georgia Tech

- The Yellow Jackets entering opening week ranked as high as No. 19 in the various polls, holding their highest position on the D1Baseball.com rankings
- Last season, they went 43-19 and hosted an NCAA Regional as the No. 3 national seed, losing to Auburn in the regional final to end their season
- Danny Hall, entering his 27th season, remains at the helm as the winningest coach in Georgia Tech history
- Georgia Tech returns five players who hit better than .300 last season (Michael Guldberg, Luke Waddell, Jackson Webb, Austin Wilhite, Colin Hall)
- On the mound, Brant Hurter led the team with a 2.42 ERA last season
- The Yellow Jackets also return Andy Archer, who missed last season due to injury, and welcome in freshman Zach Maxwell

Kennesaw State

- KSU went 27-29 in 2019 with an 11-13 record in the Atlantic Sun, missing the conference tournament for the first time in eight years
- Head Coach Mike Sansing enters his 29th season and is the winningest coach in program history
- The Owls boast preseason conference player of the year Terence Norman, who led the league with a .350 batting average in 2019
- Returner Justin Russell was also a preseason honoree and led the Atlantic Sun in homeruns (12) and slugging percentage (.609) a year ago
- Kennesaw State also returns starting pitcher Ryan Kennedy who led the team in wins, strikeouts and innings pitched in 2019
- Sophomore reliever Jared Rine will look to build on his rookie campaign where he finished with two saves, 39 strikeouts and a 3.44 ERA

// RETURNING CORE

- Head Coach Scott Googins can nearly duplicate his 2019 postseason lineup to start the year as many familiar faces will anchor the Bearcats strong defense
- Eric Santiago returns to third base while middle infielders and fellow seniors Joey Bellini and Jace Mercer will look to pick up where they left off last year
- Griffin Merrit started 26 games as a freshman and looks to grab the full-time starting role at first
- Preseason All-American Joey Wiemer returns to left field alongside center fielder Jeremy Johnson
- Behind the plate, Mitch Holding started the most games at catcher last season and looks to repeat that in his senior campaign
- On the mound, starters Nathan Kroger, Evan Shawver, Garrett Schoenle and Drake Batcho will vie for weekend spots
- Senior relievers Nathan Moore and Chase Stewart will lead the bullpen efforts along with underclassmen Nick Murray and Jackson Murphy

// A GOOD ENDING TO BUILD ON

- UC closed out its most historic postseason in program history last year, advancing to the NCAA Tournament following a 45-year hiatus
- The Bearcats entered the AAC Tournament having never won a game there (0-10) and having not won a conference tournament matchup in their last 17 attempts
- UC was the No. 2 seed after being picked to finish second-to-last in the preseason coaches poll
- The Bearcats beat seven-seed Memphis 11-6 then followed with a 8-4 victory over No. 3 Tulane
- In the semifinals, UC took down six-seed UCF by a score of 10-6
- In the championship game against four-seed and annual regional team UConn, the Bearcats' bats continued on their blistering pace, beating the Huskies 22-5
- With the conference's automatic bid, UC shipped off to Corvallis, Oregon, for NCAA Regional action
- The magical postseason continued when UC took down host and reigning national champion Oregon State 7-6
- The Bearcats fell the following day to eventual CWS finals participant Michigan before the season came to an end against Crreighton

NATIONAL BASEBALL
HALL OF FAME MEMBERS

Year	Name	Pos.	Team
1964	Miller Huggins	Manager	New York Yankees
1972	Sandy Koufax	LHP	Brooklyn/Los Angeles Dodgers



THE LAST TIME A BEARCAT...

Hit for the cycle	Anthony Snowell; May 7, 1999 vs. Saint Louis
Hit a grand slam	A.J. Bumpass; April 28, 2017 at UConn
Hit a walk-off homerun	Joey Wiemer, April 13, 2019 Game 2 vs UCF
Hit a walk-off base hit	Wyatt Stapp, March 10, 2019 vs BGSU
Walk-off RBI without a hit	bases-loaded HBP; Feb. 24, 2013 vs. Western Carolina
Led off the game with a homerun	Kyle Mottice, February 17, 2018 vs California
Hit back-to-back homeruns	Holding-Johnson; April 24, 2019 vs ECU, 5th inning
Hit back-to-back-to-back homeruns	Singer-McMillin-Hinton; April 21, 1999 vs Ohio, 9th inning
Hit two homeruns in a game	Manny Rodriguez; April 15, 2018 at UCF
Hit 3+ homeruns in a game	Cameron Satterwhite; 3; April 17, 2007 vs. Ohio
Hit a homerun in two straight games	A.J. Bumpass; March 22-23, 2019 at USF
Hit a homerun in three straight games	Justin Glass; April 11, 12, 13, 2014 vs. UConn
Hit an inside-the-park homerun	Manny Rodriguez; April 9, 2017 vs Tulane
Hit two doubles in a game	Jace Mercer; April 6, 2019 at #22 UConn
Hit three doubles in a game	Logan Parker; May 13, 2006 vs. West Virginia
Hit two triples in a game	A.J. Bumpass; April 10, 2019 vs Miami
Had four hits in a game	Wyatt Stapp; April 20, 2019 at Houston
Had five hits in a game	Kyle Mottice, April 23, 2016 vs. Memphis
Had 6+ hits in a game	Logan Parker, 6; May 13, 2006 vs. West Virginia
Had four RBIs	A.J. Bumpass; March 27, 2019 vs NKU
Had five RBIs	Dondrae Bremner; March 13, 2019 vs Indiana
Had 6+ RBIs	Jace Mercer; May 24, 2017 vs Memphis
Scored three runs	AJ Bumpass; April 16, 2019 vs Miami
Scored four runs	Joey Wiemer; April 16, 2019 vs Miami
Scored 5+ runs	LaFringe Hayes, 5; February 19, 2006 at North Carolina A&T
Stole 3+ bases	Joey Wiemer, 4; April 24, 2019 vs ECU
Walked three times	AJ Bumpass; April 16, 2019 vs Miami
Walked four times	Ryan Noda; May 9, 2015 vs. UConn
Had 15+ putouts	Eric Santiago - 1B, 15; April 28, 2018 vs Kansas
Has 20+ putouts	Ryan Noda - 1B, 21; April 12, 2015 vs. Memphis
Had 8+ assists	Manny Rodriguez - SS, 9; April 28, 2017 at UConn
Threw a complete game	J.T. Perez; April 20, 2018 vs #24 UConn
Threw a complete-game shutout	J.T. Perez; April 20, 2018 vs #24 UConn
Threw a complete game in back-to-back appearances	Tristan Hammans; April 14 and 21, 2015 vs. Xavier and Louisville
Two Bearcats threw consecutive complete games	Walker/Walsh; April 9 and 11, 2014, vs. Miami (Ohio) and UConn
Three Bearcats threw consecutive complete games	Orndorff/Zellner/Perez; May 8, 13 and 14, 2016, vs. UCF and Houston
Threw 10 or more strikeouts	Evan Shawver, 12; April 13, 2019 Game 2 vs UCF
Pitched more than 9 innings in a game	B.J. Borsa, 9.2; May 18, 2002 vs. Saint Louis
Struck out four batters in an inning	Tony Cento; May 7, 1999 vs. Saint Louis
Threw a no-hitter	Chris Murphy; April 15, 1995 vs IUPUI

THE LAST TIME CINCINNATI...

Had 15-19 hits	16; April 10, 2019 vs Miami
Had 20+ hits	21; March 21, 2016 vs. Northwestern
Scored 10-14 runs	10; April 28, 2019 vs Wichita State
Scored 15-19 runs	15; April 16, 2019 vs Miami
Scored 20+ runs	20; March 10, 2012 vs. Chicago State
Scored 10+ runs in one inning	10 runs, 6th inning; March 19, 2006 vs. Oakland
Hit 5+ doubles	6; April 22, 2018 vs #24 UConn
Hit 3+ triples	3; April 10, 2019 vs Miami
Hit three homeruns	May 18, 2018 vs. USF
Hit four homeruns	March 11, 2016 vs. Canisius
Hit 5+ homeruns	5; May 9, 2009 vs. West Virginia
Stole five bases	April 24, 2019 vs ECU
Stole six bases	March 24, 2019 at USF
Stole 7+ bases	7; May 18, 2017 at Houston
Played 10 innings	May 7, 2019 at Miami
Played 11 innings	April 10, 2019 vs Miami
Played 12+ innings	12; February 24, 2019 at HBU
Swept a 3-game series	April 26-28 vs Wichita State
Was swept in a 3-game series	May 3-5 vs #8 ECU
Swept a 4-game series	March 11-12, 2016 vs. Canisius
Was swept in a 4-game series	March 18-21, 2015 vs. Nevada
Swept a double-header	April 13, 2019 vs UCF
Was swept in a double-header	May 3, 2019 vs #8 ECU
Turned a triple play	8-6-3; at May 7, 2019 at Miami

2020 QUICK FACTS

GENERAL

Location	Cincinnati, OH 45221
Enrollment	45,949
Nickname	Bearcats
Colors	Red & Black
Conference	The American
Stadium	Marge Schott Stadium (3,085)
Founded	1819
Affiliation	NCAA Division I
President	Neville G. Pinto
Alma Mater, Year	Indian Institute of Technology, '80
Director of Athletics	John Cunningham
Faculty Representative	Brian Hatch

COACHING STAFF

Head Coach	Scott Googins
Alma Mater	Ohio Wesleyan, '92
Record at UC	59-59 (3rd season)
Overall Record	400-416 (15th season)
Assistant Coach	J.D. Heilmann
Alma Mater	Cincinnati, '97
Year at UC	3rd/8th
Assistant Coach	Kyle Sprague
Alma Mater	Malone
Year at UC	3rd
Volunteer Assistant Coach	Tony Maccani
Alma Mater	Furman
Year at UC	3rd

HISTORY

First Year of Baseball	1888
All-time record	1,613-1,754-21
No. Yrs in NCAA Tournament/ Last ..	6/2019
All-time NCAA Tournament record ..	5-11 (.308)
Last NCAA Tournament Game	Creighton (6/2/19)
Result	L, 6-1
Conference Championships/last	10/1995

TEAM INFORMATION

2019 Overall Record	31-31
Home	16-12
Road	10-16
Neutral	5-3
2019 AAC Record	13-11
Home	6-6
Road	7-5
Finish	2nd
2019 American Tournament	4-0
Position Starters Returning/Lost	8/2
Pitchers Starters Returning/Lost	3/3



HEAD COACH SCOTT GOOGINS



Second Season

Overall Record: 400-416

UC Record: 59-59

Alma Mater: Ohio Wesleyan
(92)Last Position: Xavier University -
Head Coach

Scott Googins was named the 28th head baseball coach at the University of Cincinnati on June 6, 2017 and begins his third season leading the Bearcats in 2020.

Googins came through on his promise of building a championship culture in his second season at the helm, leading the Bearcats to their first NCAA postseason appearance in 45 years. UC won its way through the AAC Tournament after earning the No. 2 seed to claim the title and automatic bid into NCAA Regional action. At national seed and reigning national champion Oregon State, the Bearcats opened up with a win over the Beavers. The magical 2019 season came to a close at Regionals as the team finished with a 31-31 record after starting the season 1-9.

At the end of the 2019 season, AJ Bumpass earned AAC Tournament MVP honors while numerous Bearcats landed on both the AAC All-Tournament Team and the Corvallis All-Regional Team despite having no All-Conference honorees. Bumpass was drafted in the 39th round by the Cincinnati Reds, the same team that drafted him his sophomore season in 2017.

In his first season, Googins guided UC to its best finish since 2011 as the Bearcats finished at 28-28 overall and an even 12-12 in American Athletic Conference play, one of the toughest RPI conferences in the nation. UC led the nation in double plays, turned a triple-play for the fifth time in school history and earned numerous individual achievements. Shortstop Manny Rodriguez was drafted in the tenth round while pitchers Cam Alldred and J.T. Perez also were selected in the MLB draft. All three were all-conference honorees (Rodriguez and Perez on First Team, Alldred on Second), marking the first time UC has ever had two first team honorees and three total honorees in AAC history. Nine different players earned weekly conference accolades throughout the season.

Googins made the move across town after 12 seasons as the head coach at Xavier. The all-time winningest coach in XU history, he compiled a 341-357 record with four NCAA Tournament appearances including back-to-back regional finals berths in 2016 and 2017 and six regular season or conference tournament championships.

Googins led Xavier to a 34-27 finish in 2017. The Musketeers won their second-straight BIG EAST Tournament Championship and advanced to the NCAA Regional Finals for the second-straight year. Rylan Bannon was named the BIG EAST Player of the Year and the Musketeers featured six all-league selections.

During his 12 seasons at the helm at XU, Googins earned coaching accolades as the 2009 ABCA Mid-East Region Coach of the Year, the 2008 Atlantic 10 Coach of the Year and the 2016 BIG EAST Coaching Staff of the Year. Additionally, 11 of his players were chosen in the MLB First Year Player Draft since 2005, including Seth Willoughby whose fourth-round selection by the Colorado Rockies in 2012 was the highest pick in program history.

The Xavier program soared to new heights under Googins' tutelage, earning its first Atlantic 10 Championship and first NCAA victory in 2009. Its first BIG EAST Championship win

and second NCAA tournament victory came in 2014 before back-to-back BIG EAST Championship titles and NCAA Regional Championship appearances in 2016 and 2017.

Before taking the head coaching role at Xavier, Googins was an assistant at Miami (Ohio) from 2000-04. During his tenure working primarily with the outfielders, the RedHawks made four straight Mid-American Conference Tournament appearances. Two of his players left for the professional ranks with one garnering All-American honors before his departure. Googins also was in charge of academics, travel and field maintenance and the team recorded the highest GPA among men's teams at Miami under his guidance.

He was an assistant at Indiana from 1992-99, working with the Hoosiers' catchers, outfielders and hitters. He was a part of the 1996 Big 10 Championship team and traveled to the Wichita State Regional in the NCAA Tournament. Off the field, Googins assisted in the recruiting process, facility and field maintenance, academic progress and the supervision of student managers.

A native of Granville, Ohio, Googins was a three-year varsity letterwinner at Ohio Wesleyan in Delaware, Ohio. He moved into a coaching role as a senior and stayed on after graduation, coaching first base and working with the team's catchers.

ASSISTANT COACHES

ASSISTANT COACH J.D. HEILMANN

- » J.D. Heilmann began his second stint as an assistant coach at Cincinnati in 2018
- » Heilmann previously coached at UC from 2009-13, serving as the Bearcats pitching coach and recruiting coordinator
- » Before returning to the Bearcats, Heilmann was the general manager of the Midland Baseball program and also served as Prep Baseball Report's scouting supervisor (2016-17) and scouting director (2014-16) and was an associate scout for the Atlanta Braves (2015-17)
- » Heilmann also spent time at Xavier as pitching coach and recruiting coordinator for seven seasons
- » He is a 1997 UC alumnus and a graduate of Moeller High School

ASSISTANT COACH KYLE SPRAGUE

- » Kyle Sprague is in his second year at UC after spending the previous two seasons as an assistant coach at Xavier, working with the hitters and infielders, while also assisting with the outfielders
- » Prior to Xavier he spent 2014-15 as a volunteer assistant coach at UCF and 2012-13 as a volunteer assistant at Gardner-Webb
- » Sprague played collegiately at Malone and Tiffin University

VOLUNTEER ASSISTANT COACH TONY MACCANI

- » Volunteer Assistant Coach Tony Maccani attended Furman University where he was drafted after three seasons by the New York Mets
- » Maccani reached Triple-A with the Mets organization before an injury in 2010 brought him back home to Cincinnati
- » He started coaching at Moeller High School and won three state championships with the team
- » Maccani will work with the catchers, help with hitting and coach first base for the Bearcats

MARGE SCHOTT STADIUM



MARGE SCHOTT STADIUM

- » Marge Schott Stadium has been the home of the Cincinnati Bearcats baseball team since the end of the 2004 season.
- » The first game played at the 3,085-seat, on-campus facility occurred on May, 20 2004 when the Bearcats hosted UAB in the final series of 2004. The opening game was played on a Thursday night, before a crowd of 2,200.
- » The facility was later named Marge Schott Stadium in the spring of 2006 after the Marge and Charles J. Schott Foundation made a \$2 million gift to the Richard E. Lindner Varsity Village. Marge Schott was a well-known Cincinnati philanthropist who held controlling interest of the Cincinnati Reds from 1985 to 1999. She passed away in March, 2004, leaving the majority of her estate to the foundation.
- » Following the 2014 season, Marge Schott Stadium underwent a full field renovation with local builder The Motz Group. A state-of-the-art Triple Play HP turf surface was installed over the entire field, including warning track, batter's box and pitching mound.
- » On March 21, 2016, the Bearcats beat Northwestern 10-3 to mark the 200th victory at Marge Schott Stadium.
- » Some of the features of the stadium include:
 - Batting Cages
 - Seating capacity of 3,085
 - Indoor batting cages and pitcher's mound
 - A fully equipped pressbox with private viewing areas
 - A player's clubhouse and lounge
 - Dressing rooms for coaches
 - Full laundry and equipment facilities
 - State-of-the-art training room
 - The Motz Group Triple Play HD playing surface
 - A fully lighted playing field
 - Dimensions of 325 down the lines, 370 to the power alleys and 400 to center field

YEAR-BY-YEAR RECORD AT THE SCHOTT

Year	Wins	Losses
2004	1	2
2005	16	13
2006	22	10
2007	20	10
2008	23	11
2009	21	13
2010	18	12
2011	19	1
2012	10	20
2013	19	16
2014	13	9
2015	10	14
2016	18	7
2017	15	11
2018	19	11
2019	16	12
Total	260	172
(.604 winning percentage)		



DRAKE BATCHO

Year	era	w-l	app	gs	cg	sho	sv	ip	h	r	er	bb	so	2b	3b	hr	bf	bavg	wp	hbp	bk	sfa	sha
2019	9.27	2-4	14	6	0	0/0	0	33.0	40	38	34	39	29	11	3	5	177	.305	9	6	1	1	0
TOTAL	9.27	2-4	14	6	0	0/0	0	33.0	40	38	34	39	29	11	3	5	177	.305	9	6	1	1	0

JOEY BELLINI

Year	avg	gp-gs	ab	r	h	2b	3b	hr	rbi	tb	slg%	bb	hbp	so	gdp	ob%	sf	sh	sb-att	po	a	e	fld%
2019	.289	55-53	218	34	63	15	0	2	27	84	.385	20	8	34	8	.367	2	3	2-2	76	114	8	.960
TOTAL	.289	55-53	218	34	63	15	0	2	27	84	.385	20	8	34	8	.367	2	3	2-2	76	114	8	.960

JP BITZENHOFER

Year	avg	gp-gs	ab	r	h	2b	3b	hr	rbi	tb	slg%	bb	hbp	so	gdp	ob%	sf	sh	sb-att	po	a	e	fld%
2019	.200	20-1	20	2	4	0	0	0	1	4	.200	3	1	13	0	.333	0	0	1-1	19	0	1	.950
TOTAL	.200	20-1	20	2	4	0	0	0	1	4	.200	3	1	13	0	.333	0	0	1-1	19	0	1	.950

DONDRAE BREMNER

Year	avg	gp-gs	ab	r	h	2b	3b	hr	rbi	tb	slg%	bb	hbp	so	gdp	ob%	sf	sh	sb-att	po	a	e	fld%
2018	.167	30-24	84	17	14	4	0	0	6	18	.214	16	1	36	0	.301	2	1	1-1	50	15	2	.970
2019	.244	14-13	45	4	11	3	3	1	6	23	.511	1	1	14	0	.277	0	0	2-2	17	27	3	.936
TOTAL	.194	44-37	129	21	25	7	3	1	12	41	.318	17	2	50	0	.293	2	1	3-3	67	42	5	.956

MITCH HOLDING

Year	avg	gp-gs	ab	r	h	2b	3b	hr	rbi	tb	slg%	bb	hbp	so	gdp	ob%	sf	sh	sb-att	po	a	e	fld%
2019	.191	43-36	110	17	21	3	0	5	21	39	.355	30	4	44	2	.382	0	0	1-1	244	34	4	.986
TOTAL	.191	43-36	110	17	21	3	0	5	21	39	.355	30	4	44	2	.382	0	0	1-1	244	34	4	.986

JEREMY JOHNSON

Year	avg	gp-gs	ab	r	h	2b	3b	hr	rbi	tb	slg%	bb	hbp	so	gdp	ob%	sf	sh	sb-att	po	a	e	fld%
2019	.279	62-62	204	27	57	4	0	2	20	67	.328	31	12	34	0	.402	2	6	19-26	176	8	0	1.000
TOTAL	.279	62-62	204	27	57	4	0	2	20	67	.328	31	12	34	0	.402	2	6	19-26	176	8	0	1.000

NATHAN KROGER

Year	era	w-l	app	gs	cg	sho	sv	ip	h	r	er	bb	so	2b	3b	hr	bf	bavg	wp	hbp	bk	sfa	sha
2017	4.38	3-1	15	4	0	0/0	0	37.0	43	22	18	18	15	6	0	5	167	.303	2	5	0	1	1
2018	5.17	1-4	13	12	0	0/0	0	62.2	74	46	36	15	41	14	2	12	277	.295	3	4	0	5	2
2019	1.86	1-1	5	5	0	0/1	0	29.0	23	7	6	9	27	5	0	0	118	.223	1	4	0	0	2
TOTAL	4.20	5-6	33	21	0	0/1	0	128.2	140	75	60	42	83	25	2	17	562	.282	6	13	0	6	5

SEAN MCLAUGHLIN

Year	avg	gp-gs	ab	r	h	2b	3b	hr	rbi	tb	slg%	bb	hbp	so	gdp	ob%	sf	sh	sb-att	po	a	e	fld%
2019	.053	10-3	19	2	1	1	0	0	2	2	.105	1	0	9	0	.100	0	0	0-0	1	1	0	1.000
TOTAL	.053	10-3	19	2	1	1	0	0	2	2	.105	1	0	9	0	.100	0	0	0-0	1	1	0	1.000

JACE MERCER

Year	avg	gp-gs	ab	r	h	2b	3b	hr	rbi	tb	slg%	bb	hbp	so	gdp	ob%	sf	sh	sb-att	po	a	e	fld%
2017	.273	52-46	176	28	48	8	2	1	29	63	.358	13	8	23	1	.345	3	5	10-12	43	36	1	.988
2018	.049	24-12	41	6	2	0	0	0	2	2	.049	6	3	16	3	.212	2	2	2-3	16	15	3	.912
2019	.285	56-56	214	43	61	13	1	3	26	85	.397	34	10	57	1	.407	0	2	20-28	105	118	6	.974
TOTAL	.258	132-114	431	77	111	21	3	4	57	150	.348	53	21	96	5	.363	5	9	32-43	164	169	10	.971



GRIFFIN MERRITT

Year	avg	gp-gs	ab	r	h	2b	3b	hr	rbi	tb	slg%	bb	hbp	so	gdp	ob%	sf	sh	sb-att	po	a	e	fld%
2019	.210	37-26	100	11	21	3	0	2	12	30	.300	9	2	33	2	.278	4	1	1-1	186	11	0	1.000
TOTAL	.210	37-26	100	11	21	3	0	2	12	30	.300	9	2	33	2	.278	4	1	1-1	186	11	0	1.000

NATE MEYER

Year	avg	gp-gs	ab	r	h	2b	3b	hr	rbi	tb	slg%	bb	hbp	so	gdp	ob%	sf	sh	sb-att	po	a	e	fld%
2019	.120	22-3	25	3	3	1	0	0	2	4	.160	2	0	14	0	.185	0	1	0-0	8	0	0	1.000
TOTAL	.120	22-3	25	3	3	1	0	0	2	4	.160	2	0	14	0	.185	0	1	0-0	8	0	0	1.000

NATHAN MOORE

Year	era	w-l	app	gs	cg	sho	sv	ip	h	r	er	bb	so	2b	3b	hr	bf	bavg	wp	hbp	bk	sfa	sha
2018	99.00	0-0	1	0	0	0/0	0	0.0	1	4	4	2	0	0	0	0	4	1.000	1	1	0	0	0
2019	3.76	4-0	26	0	0	0/0	1	40.2	33	18	17	26	38	7	3	1	187	.229	6	9	0	7	1
TOTAL	4.65	4-0	27	0	0	0/0	1	40.2	34	22	21	28	38	7	3	1	191	.234	7	10	0	7	1

JACKSON MURPHY

Year	era	w-l	app	gs	cg	sho	sv	ip	h	r	er	bb	so	2b	3b	hr	bf	bavg	wp	hbp	bk	sfa	sha
2019	2.53	0-0	5	0	0	0/0	0	10.2	8	4	3	6	5	3	0	0	43	.216	2	0	0	0	0
TOTAL	2.53	0-0	5	0	0	0/0	0	10.2	8	4	3	6	5	3	0	0	43	.216	2	0	0	0	0

NICK MURRAY

Year	era	w-l	app	gs	cg	sho	sv	ip	h	r	er	bb	so	2b	3b	hr	bf	bavg	wp	hbp	bk	sfa	sha
2019	4.75	3-2	17	1	0	0/0	0	36.0	40	21	19	17	26	14	1	0	173	.274	8	9	1	0	1
TOTAL	4.75	3-2	17	1	0	0/0	0	36.0	40	21	19	17	26	14	1	0	173	.274	8	9	1	0	1

ANDREW NOELKER

Year	era	w-l	app	gs	cg	sho	sv	ip	h	r	er	bb	so	2b	3b	hr	bf	bavg	wp	hbp	bk	sfa	sha
2019	5.06	1-1	6	1	0	0/0	0	16.0	15	10	9	9	11	3	0	2	70	.259	4	1	1	1	1
TOTAL	5.06	1-1	6	1	0	0/0	0	16.0	15	10	9	9	11	3	0	2	70	.259	4	1	1	1	1

ERIC SANTIAGO

Year	avg	gp-gs	ab	r	h	2b	3b	hr	rbi	tb	slg%	bb	hbp	so	gdp	ob%	sf	sh	sb-att	po	a	e	fld%
2017	.234	50-46	167	26	39	5	2	1	28	51	.305	15	3	30	4	.308	0	7	5-6	90	79	3	.983
2018	.275	47-44	149	21	41	6	2	3	24	60	.403	11	3	34	2	.335	1	5	5-7	241	19	4	.985
2019	.256	61-60	227	31	58	14	2	0	24	76	.335	27	3	47	4	.337	4	2	11-12	81	90	1	.994
TOTAL	.254	158-150	543	78	138	25	6	4	76	187	.344	53	9	111	10	.328	5	14	21-25	412	188	8	.987

GARRETT SCHOENLE

Year	era	w-l	app	gs	cg	sho	sv	ip	h	r	er	bb	so	2b	3b	hr	bf	bavg	wp	hbp	bk	sfa	sha
2018	3.00	1-0	4	1	0	0/0	2	9.0	1	3	3	9	13	0	0	1	36	.040	0	1	0	0	1
2019	5.95	4-1	14	12	0	0/0	0	56.0	47	39	37	55	62	4	1	4	267	.234	6	7	1	1	3
TOTAL	5.54	5-1	18	13	0	0/0	2	65.0	48	42	40	64	75	4	1	5	303	.212	6	8	1	1	4

EVAN SHAWVER

Year	era	w-l	app	gs	cg	sho	sv	ip	h	r	er	bb	so	2b	3b	hr	bf	bavg	wp	hbp	bk	sfa	sha
2019	7.15	3-8	17	10	0	0/0	0	61.2	55	53	49	48	69	15	0	8	290	.234	6	4	2	0	3
TOTAL	7.15	3-8	17	10	0	0/0	0	61.2	55	53	49	48	69	15	0	8	290	.234	6	4	2	0	3



WYATT STAPP

Year	avg	gp-gs	ab	r	h	2b	3b	hr	rbi	tb	slg%	bb	hbp	so	gdp	ob%	sf	sh	sb-att	po	a	e	fld%
2019	.294	60-59	235	35	69	8	1	3	35	88	.374	22	4	31	6	.360	3	0	1-2	14	14	1	.966
TOTAL	.294	60-59	235	35	69	8	1	3	35	88	.374	22	4	31	6	.360	3	0	1-2	14	14	1	.966

CHASE STEWART

Year	era	w-l	app	gs	cg	sho	sv	ip	h	r	er	bb	so	2b	3b	hr	bf	bavg	wp	hbp	bk	sfa	sha
2019	7.09	2-2	18	0	0	0/0	0	33.0	31	27	26	25	14	7	1	1	152	.270	4	1	1	4	7
TOTAL	7.09	2-2	18	0	0	0/0	0	33.0	31	27	26	25	14	7	1	1	152	.270	4	1	1	4	7

JALEN WADE

Year	era	w-l	app	gs	cg	sho	sv	ip	h	r	er	bb	so	2b	3b	hr	bf	bavg	wp	hbp	bk	sfa	sha
2018	6.52	2-3	12	5	0	0/0	0	38.2	55	39	28	13	29	13	1	6	186	.329	4	3	0	2	1
2019	36.00	0-1	1	0	0	0/0	0	1.0	4	4	4	1	1	0	1	1	8	.571	0	0	0	0	0
TOTAL	7.26	2-4	13	5	0	0/0	0	39.2	59	43	32	14	30	13	2	7	194	.339	4	3	0	2	1

JOEY WIEMER

Year	avg	gp-gs	ab	r	h	2b	3b	hr	rbi	tb	slg%	bb	hbp	so	gdp	ob%	sf	sh	sb-att	po	a	e	fld%
2018	.266	45-43	158	35	42	8	0	5	22	65	.411	25	7	36	4	.387	1	0	9-11	69	3	4	.947
2019	.263	62-62	240	42	63	13	2	6	28	98	.408	32	5	59	1	.360	1	0	21-24	149	5	6	.963
TOTAL	.264	107-105	398	77	105	21	2	11	50	163	.410	57	12	95	5	.371	2	0	30-35	218	8	10	.958



**2019 Cincinnati Baseball
Overall Statistics for Cincinnati (as of Jan 06, 2020)
(All games Sorted by Batting avg)**

Record: 31-31 Home: 16-12 Away: 10-16 Neutral: 5-3 AAC: 13-11

Player	avg	gp-gs	ab	r	h	2b	3b	hr	rbi	tb	slg%	bb	hp	so	gdp	ob%	sf	sh	sb-att	po	a	e	fld%
14 STAPP, Wyatt	.294	60-59	235	35	69	8	1	3	35	88	.374	22	4	31	6	.360	3	0	1-2	14	14	1	.966
22 BUMPASS, AJ	.290	60-59	217	42	63	12	6	8	44	111	.512	26	3	51	0	.369	3	0	6-6	125	2	1	.992
2 BELLINI, Joey	.289	55-53	218	34	63	15	0	2	27	84	.385	20	8	34	8	.367	2	3	2-2	76	114	8	.960
3 MERCER, Jace	.285	56-56	214	43	61	13	1	3	26	85	.397	34	10	57	1	.407	0	2	20-28	105	118	6	.974
0 JOHNSON, Jeremy	.279	62-62	204	27	57	4	0	2	20	67	.328	31	12	34	0	.402	2	6	19-26	176	8	0	1.000
26 WIEMER, Joey	.263	62-62	240	42	63	13	2	6	28	98	.408	32	5	59	1	.360	1	0	21-24	149	5	6	.963
10 SANTIAGO, Eric	.256	61-60	227	31	58	14	2	0	24	76	.335	27	3	47	4	.337	4	2	11-12	81	90	1	.994
38 MURPHY, Cole	.223	48-38	148	19	33	6	0	2	19	45	.304	11	4	49	1	.293	1	0	1-1	210	15	3	.987
8 MERRITT, Griffin	.210	37-26	100	11	21	3	0	2	12	30	.300	9	2	33	2	.278	4	1	1-1	186	11	0	1.000
35 DEANNA, Mason	.205	42-26	88	8	18	2	0	0	8	20	.227	5	4	21	5	.273	2	2	1-2	210	21	2	.991
23 HOLDING, Mitch	.191	43-36	110	17	21	3	0	5	21	39	.355	30	4	44	2	.382	0	0	1-1	244	34	4	.986

16 BRENNER, Dondrae	.244	14-13	45	4	11	3	3	1	6	23	.511	1	1	14	0	.277	0	0	2-2	17	27	3	.936
21 BITZENHOFER, JP	.200	20-1	20	2	4	0	0	0	1	4	.200	3	1	13	0	.333	0	0	1-1	19	0	1	.950
4 MEYER, Nate	.120	22-3	25	3	3	1	0	0	2	4	.160	2	0	14	0	.185	0	1	0-0	8	0	0	1.000
24 MCCLAUGHLIN, Sean	.053	10-3	19	2	1	1	0	0	2	2	.105	1	0	9	0	.100	0	0	0-0	1	1	0	1.000
27 WOOTEN, Josh	.000	2-1	3	0	0	0	0	0	0	0	.000	0	0	2	0	.000	0	0	0-0	0	0	0	.000
Totals	.258	62	2113	320	546	98	15	34	275	776	.367	254	61	512	30	.351	22	17	87-108	1647	529	48	.978
Opponents	.259	62	2063	369	534	115	16	47	328	822	.398	351	68	483	41	.381	21	31	74-92	1647	534	72	.968

LOB - Team (503), Opp (519). DPs turned - Team (57), Opp (43). TPs turned - Team (1). CI - Team (1), Bitzenhofer 1, Opp (3).
IBB - Team (7), Wiemer 3, Holding 2, Bumpass 1, Bellini 1, Opp (15). Picked off - Murphy, C 3, Bellini 2, Santiago 1, Wiemer 1.

(All games Sorted by Earned run avg)

Player	era	w-l	app	gs	cg	sho	sv	ip	h	r	er	bb	so	2b	3b	hr	b/avg	wp	hp	bk	sfa	sha
34 KULLMAN, AJ	5.40	2-6	23	9	0	0/0	2	70.0	84	48	42	31	56	12	2	3	.300	6	10	1	2	4

30 JARRETT, Cal	0.00	0-0	2	0	0	0/0	0	2.0	1	0	0	1	4	0	0	0	.167	0	1	0	0	0
49 KROGER, Nathan	1.86	1-1	5	5	0	0/1	0	29.0	23	7	6	9	27	5	0	0	.223	1	4	0	0	2
48 MURPHY, Jackson	2.53	0-0	5	0	0	0/0	0	10.2	8	4	3	6	5	3	0	0	.216	2	0	0	0	0
42 THOMPSON, Korren	3.71	1-1	28	0	0	0/1	13	34.0	30	14	14	22	36	5	1	2	.242	3	3	0	1	4
31 MOORE, Nathan	3.76	4-0	26	0	0	0/0	1	40.2	33	18	17	26	38	7	3	1	.229	6	9	0	7	1
17 MURRAY, Nick	4.75	3-2	17	1	0	0/0	0	36.0	40	21	19	17	26	14	1	0	.274	8	9	1	0	1
46 ORNDORFF, David	4.84	5-2	12	11	0	0/0	0	61.1	57	33	33	17	43	12	1	8	.251	2	4	0	2	1
18 NOELKER, Andrew	5.06	1-1	6	1	0	0/0	0	16.0	15	10	9	9	11	3	0	2	.259	4	1	1	1	1
41 COLVIN, Clayton	5.20	3-2	23	6	0	0/0	1	53.2	53	37	31	27	50	13	1	10	.260	4	7	0	2	4
28 DOLWICK, Brennan	5.79	0-0	5	0	0	0/0	0	4.2	6	3	3	4	4	1	0	2	.300	0	0	0	0	0
11 SCHOENLE, Garrett	5.95	4-1	14	12	0	0/0	0	56.0	47	39	37	55	62	4	1	4	.234	6	7	1	1	3
5 STEWART, Chase	7.09	2-2	18	0	0	0/0	0	33.0	31	27	26	25	14	7	1	1	.270	4	1	1	4	7
6 SHAWVER, Evan	7.15	3-8	17	10	0	0/0	0	61.2	55	53	49	48	69	15	0	8	.234	6	4	2	0	3
47 SCHIMMOELLER, Tanne	9.00	0-0	3	0	0	0/0	0	2.0	1	4	2	6	3	0	1	0	.143	0	1	2	0	0
19 BATCHO, Drake	9.27	2-4	14	6	0	0/0	0	33.0	40	38	34	39	29	11	3	5	.305	9	6	1	1	0
32 OLSON, Isaac	18.69	0-0	3	1	0	0/0	0	4.1	6	9	9	8	5	3	0	0	.333	2	1	1	0	0
25 WADE, Jalen	36.00	0-1	1	0	0	0/0	0	1.0	4	4	4	1	1	0	1	1	.571	0	0	0	0	0
Totals	5.54	31-31	62	62	0	1/1	17	549.0	534	369	338	351	483	115	16	47	.259	63	68	11	21	31
Opponents	4.31	31-31	62	62	2	5/4	12	549.0	546	320	263	254	512	98	15	34	.258	53	61	12	22	17

PB - Team (8), Holding 7, DeAnna 1, Opp (12). Pickoffs - Team (8), Orndorff 2, Schoenle 2, Shawver 1, Holding 1, Kullman 1, Kroger 1, Opp (7). SBA/ATT - Holding (47-55), DeAnna (24-32), Kullman (12-14), Stewart (13-13), Batcho (11-12), Shawver (8-9), Colvin (5-9), Schoenle (3-7), Moore (5-6), Murray (4-4), Thompson (4-4), Orndorff (3-4), Bitzenhofer (3-3), Murphy, J (2-3), Olson (2-3), Noelker (1-2), Kroger (1-2).



2019 Cincinnati Baseball
Overall Statistics for Cincinnati (as of Jan 06, 2020)
(All games Sorted by Fielding pct)

Player	c	po	a	e	fld%	dp	sba	csb	sba%	pb	ci
8 MERRITT, Griffin	197	186	11	0	1.000	23	0	0	---	0	0
0 JOHNSON, Jeremy	184	176	8	0	1.000	3	0	0	---	0	0
46 ORNDORFF, David	14	6	8	0	1.000	1	3	1	.750	0	0
4 MEYER, Nate	8	8	0	0	1.000	0	0	0	---	0	0
5 STEWART, Chase	7	4	3	0	1.000	0	13	0	1.000	0	0
42 THOMPSON, Korren	6	0	6	0	1.000	0	4	0	1.000	0	0
49 KROGER, Nathan	5	1	4	0	1.000	0	1	1	.500	0	0
17 MURRAY, Nick	2	0	2	0	1.000	0	4	0	1.000	0	0
48 MURPHY, Jackson	2	1	1	0	1.000	0	2	1	.667	0	0
24 MCLAUGHLIN, Sean	2	1	1	0	1.000	0	0	0	---	0	0
19 BATCHO, Drake	1	0	1	0	1.000	0	11	1	.917	0	0
10 SANTIAGO, Eric	172	81	90	1	.994	18	0	0	---	0	0
22 BUMPASS, AJ	128	125	2	1	.992	2	0	0	---	0	0
35 DEANNA, Mason	233	210	21	2	.991	2	24	8	.750	1	0
38 MURPHY, Cole	228	210	15	3	.987	22	0	0	---	0	0
23 HOLDING, Mitch	282	244	34	4	.986	2	47	8	.855	7	0
3 MERCER, Jace	229	105	118	6	.974	36	0	0	---	0	0
14 STAPP, Wyatt	29	14	14	1	.966	6	0	0	---	0	0
26 WIEMER, Joey	160	149	5	6	.963	2	0	0	---	0	0
2 BELLINI, Joey	198	76	114	8	.960	27	0	0	---	0	0
34 KULLMAN, AJ	21	6	14	1	.952	1	12	2	.857	0	0
21 BITZENHOFER, JP	20	19	0	1	.950	0	3	0	1.000	0	1
16 BREMNER, Dondrae	47	17	27	3	.936	7	0	0	---	0	0
41 COLVIN, Clayton	10	2	7	1	.900	0	5	4	.556	0	0
6 SHAWVER, Evan	11	2	7	2	.818	1	8	1	.889	0	0
31 MOORE, Nathan	12	2	7	3	.750	0	5	1	.833	0	0
32 OLSON, Isaac	4	1	2	1	.750	0	2	1	.667	0	0
11 SCHOENLE, Garrett	10	0	7	3	.700	0	3	4	.429	0	0
18 NOELKER, Andrew	2	1	0	1	.500	0	1	1	.500	0	0
30 JARRETT, Cal	0	0	0	0	.000	0	0	0	---	0	0
25 WADE, Jalen	0	0	0	0	.000	0	0	0	---	0	0
27 WOOTEN, Josh	0	0	0	0	.000	0	0	0	---	0	0
47 SCHIMMOELLER, Tanne	0	0	0	0	.000	0	0	0	---	0	0
28 DOLWICK, Brennan	0	0	0	0	.000	0	0	0	---	0	0
Totals	2224	1647	529	48	.978	57	74	18	.804	8	1
Opponents	2253	1647	534	72	.968	43	87	21	.806	12	3

Hitting minimums - 1 Games 1.0 AB/Game

Pitching minimums - 1 Games 1.0 IP/Game