



# GEORGIA TECH BASKETBALL 2019-20

ACC Champions 1985, 1990, 1993 • Final Four 1990, 2004 • 16 NCAA Tournament appearances

## 2019-20 Schedule/Results

O20	GEORGIA COLLEGE (exh)	ACCNX	W, 98-76
O27	at Alabama (exh)	--	L, 65-93
N5	at NC State [rv]	ACCN	W, 82-81 (ot)
N11	ELON	ACCNX	W, 64-41
N20	at Georgia	SECN+	L, 78-82
N25	ARKANSAS	ACCN	L, 61-62 (ot)
D1	BETHUNE-COOKMAN	RSN	W, 68-65
D4	NEBRASKA+	ESPNU	W, 73-56
D7	SYRACUSE	ACCN	L, 63-97
D14	at Kentucky [8/9]	ESPN	L, 53-67
D18	BALL STATE	RSN	L, 47-65
D22	vs. Boise State#	ESPNU	W, 74-60
D23	vs. Houston#	ESPN2	L, 59-70
D25	at Hawai'i#	ESPN2	W, 70-53
D31	at Florida State [18/20]	ESPNU	L, 58-70
J4	at North Carolina	ACCN	W, 96-83
J8	DUKE [2/2]	ACCN	L, 64-73
J11	at Boston College	ACCN	W, 71-52
J15	NOTRE DAME	ACCN	L, 74-78
J18	VIRGINIA [rv/rv]	ACCN	L, 58-63
J22	at Louisville [6/5]	RSN	L, 64-68
J25	NC STATE	RSN	W, 64-58
J28	MOREHOUSE	ACCNX	W, 82-54
F1	at Notre Dame	RSN	12 p.m.
F4	VIRGINIA TECH	ACCN	7 p.m.
F8	at Pittsburgh	RSN	2 p.m.
F12	LOUISVILLE [6/5]	ACCN	8 p.m.
F19	at Wake Forest	RSN	7 p.m.
F22	at Syracuse	RSN	4 p.m.
F25	CLEMSON	ESPN2/ACCN	9 p.m.
F29	MIAMI	ACCN	6/8 p.m.
M4	PITTSBURGH	RSN	9 p.m.
M6	at Clemson	ESPN2	7 p.m.
M10	ACC Tournament (Greensboro, N.C.)		

+Big Ten-ACC Challenge; #Diamond Head Classic; Honolulu, Hawaii

All times Eastern; home games in ALL CAPS

(AP/USA) - rankings in AP/coaches polls at time of game, current rankings for upcoming games (rv=receiving votes)

### TELEVISION: RSN (Fox Sports South)

Play-by-play	Evan Lepler
Analyst	Mike Gminski

### RADIO: Learfield IMG College/WCNN-Radio

Play-by-play	Andy Demetra
Analyst	Randy Waters
Engineer	Miller Pope
In Atlanta	680 AM, 93.7 FM
Satellite	XM 384, Internet 974
Online	GT Gameday App, Ramblinwreck.com
Tuneln	buzz.gt/LiveTuneln

### COMMUNICATIONS

GTMBB contact	Mike Stamus
Phone	404-894-5445 (ofc), 404-218-9723 (cell)
E-mail	mstamus@athletics.gatech.edu

### SOCIAL MEDIA: #TogetherWeSwarm

Official Twitter	@GTMBB / @GTJoshPastner
Facebook	gtmensbasketball
Instagram	gtmensbasketball

## GEORGIA TECH (10-11, 4-6 ACC) vs. NOTRE DAME (12-8, 3-6 ACC)

GAME 22 • February 1, 2020 • 12 p.m. • Purcell Pavilion • South Bend, Ind.

### About Saturday's Game

Georgia Tech returns to Atlantic Coast Conference play to face Notre Dame Saturday at Purcell Pavilion in South Bend, Ind. Tip time is 12 p.m. for the teams' rematch of the Fighting Irish's 73-74 victory over the Jackets on Jan. 15 in Atlanta.

**Georgia Tech update (10-11, 4-6 ACC)** - Tech sits in a tie for ninth place in the ACC, tied with Pittsburgh and Boston College. The Yellow Jackets captured their first homecourt ACC win Saturday over fifth-place NC State (64-58), securing a season sweep over the Wolfpack, and followed that with an 82-54 non-conference win Tuesday over Morehouse. Tech is 3-2 on the road in the ACC this season with victories over NC State, North Carolina and Boston College.

**Notre Dame update (12-8, 3-6 ACC)** - Notre Dame went 3-4 during the month of January, but only Wednesday night's 90-80 victory over Wake Forest was decided by more than five points. The Fighting Irish, tied for 12th place with North Carolina a half-game behind Tech, lost a three-point decision to Louisville and a two-point game to Syracuse at home before defeating the Demon Deacons.

**Broadcast information** - Live television on the ACC's Regional Sports Networks (Fox Sports South in Georgia). Online streaming on ACC Network Extra available through the ESPN app. Radio coverage by Learfield IMG College (680 AM and 93.7 FM the Fan in Atlanta, Tuneln app). Tech broadcast available on satellite radio (XM ch. 384, internet ch. 974).

### GAME INFORMATION

Event/Site	South Bend, Ind.
Venue	Purcell Pavilion at the Joyce Center (9,149)
Series vs. Notre Dame	series tied, 11-11
On the road	Tech trails, 2-8
Last meeting	Tech lost 78-74 on 1/15/2020 in Atlanta

### GEORGIA TECH YELLOW JACKETS

Rankings (AP/coaches/KenPom/NET)	nr   nr   86   88
Record breakdown	5-6 home   4-4 away   1-1 neutral
Head coach	Josh Pastner (Arizona, 1997)
Career record/at GT	225-137 (11th yr)   58-64 (4th yr)
Pastner vs. Notre Dame	3-5
Next game	Feb. 4 vs. Virginia Tech

! On-court record - 22 wins and 1 loss vacated by NCAA Committee on Infractions

### NOTRE DAME FIGHTING IRISH

Rankings (AP/coaches/KenPom/NET)	nr   nr   60   68
Record breakdown	10-3 home   2-5 away   0-1 neutral
Head coach	Mike Brey (George Washington, 1982)
Career record/at ND	528-281 (25th yr)   429-229 (20th yr)
Brey vs. Georgia Tech	9-6
Next game	Feb. 5 vs. Pittsburgh

## ROSTER AT-A-GLANCE (#indicates last game starters)

<b>10</b>	Jose Alvarado#	G	6-0	179	Jr.	Brooklyn, N.Y.	12.3	3.3	> Missed 7 games with ankle inj; 13.3 ppg, 4.4 apg since return, 54/33 ATO ratio
<b>1</b>	James Banks III#	F	6-10	250	Sr.	Decatur, Ga.	10.3	7.6	> No. 8 in ACC in rebounding, No. 2 in blocked shots (2.81 bpg); 11 career double-doubles, 4 this season
<b>34</b>	Niko Broadway	G	6-3	180	Fr.	Atlanta, Ga.	1.0	1.5	> Non-scholarship player in his first year with the program, scored first collegiate points vs. Morehouse
<b>13</b>	Coleman Boyd	G	6-1	173	Fr.	Smyrna, Ga.	1.7	0.3	> Non-scholarship player in his first year with the program, scored first collegiate points vs. Hawai'i
<b>3</b>	Evan Cole	F	6-10	226	Jr.	Cumming, Ga.	4.6	3.4	> 12.7 mpg off the bench; hitting 47.4% FG; season high 11 points vs. NC State
<b>0</b>	Michael Devoe	G	6-5	193	So.	Orlando, Fla.	16.2	3.8	> No. 6 in ACC in scoring, No. 7 in FG% (.460), No. 4 in minutes (35.4); hitting 41% 3ptFG in ACC games
<b>14</b>	David Didenko	F	6-9	232	So.	Yakutsk, Russia	0.6	0.8	> Signed with Tech out of Palm Beach State Community College, played in 4 games
<b>45</b>	Shaheed Medlock	G	6-5	196	Sr.	Waycross, Ga.	0.0	0.0	> Non-scholarship player in his third year with the program, played in 3 games this season
<b>12</b>	Khalid Moore#	F	6-7	203	So.	Briarwood, N.Y.	3.9	2.7	> Started 11 games this season; played in 8 ACC games (12.2 mpg), started last 2 games for inj Devoe
<b>11</b>	Bubba Parham	G	5-10	160	Jr.	Snellville, Ga.	5.8	2.6	> Transfer from VMI, led SoCon 21.4 ppg in 2019; five double-digit games this season, all vs. power conf teams
<b>2</b>	Shembari Phillips	G	6-4	210	r-Sr.	Atlanta, Ga.	1.3	0.5	> Played in 12 games this season, limited minutes; season highs of 7 pts, 5 ast vs. Morehouse
<b>23</b>	Asanti Price	G	6-5	177	Fr.	Columbia, S.C.	2.9	2.1	> Played in 6 ACC games (10.8 mpg), 15.5 mpg for the season; high game 6 points vs. Nebraska
<b>55</b>	Malachi Rice	G	6-0	186	Jr.	Indianapolis, Ind.	0.0	0.0	> Non-scholarship player in his third year with the program, played in 1 game
<b>35</b>	Kristian Sjolund	G	6-8	213	So.	Kongsberg, Norway	--	--	> Has not played in 2019-20 (redshirting); last 8 games (started 4) of 2018-19 (54 pts, 11-of-34 3pt FG)
<b>4</b>	Jordan Usher#	G/F	6-7	220	Jr.	Canton, Ga.	8.4	3.7	> Transfer from Southern California; double figures in 4 games, 82.1% from FT line, 12 ast last 2 games
<b>5</b>	Moses Wright#	F	6-9	230	Jr.	Raleigh, N.C.	12.7	7.2	> Averaging 13.2 ppg, 50.4% FG in ACC games; No. 12 in ACC in reb avg, No. 2 in FG% (54.5) overall

## TECH NOTEBOOK

## Tech Team Statistics

Category	2019-20	#ACC	*NCAA
Scoring offense	67.8	12	274
Scoring defense	67.6	9	109
Scoring margin	+1.2	11	206
Field goal pct.	.449	4	119
Field goal pct. def.	.400	4	57
3-pt FG pct.	.293	14	328
3-pt FG made	5.0	15	329
3-pt FG pct. def.	.306	3	75
3-pt FG allowed	5.8	--	--
Free throw pct.	.664	13	294
FT made	12.0	9	245
Rebound average	36.0	7	174
Rebound margin	+0.9	6	160
O-Reb per game	9.3	11	246
D-Reb per game	26.7	7	112
Assists per game	13.6	7	147
Assist/TO ratio	0.8	15	297
Turnover margin	-2.0	14	310
Turnovers per game	16.4	15	336
Turnovers forced	14.4	7	114
Blocks per game	5.0	3	24
Steals per game	7.4	6	91
Personal fouls per game	18.2	14	228
<i>#ACC rankings through games of Jan. 30</i>			
<i>*NCAA rankings (352 teams ranked) through Jan. 30</i>			

## Games Started

Player	Consec.	2019-20	Career	Conf.
Jose Alvarado	12	14	69	38
James Banks III	15	19	45	28
Evan Cole	-	2	12	7
Michael Devoe	-	19	42	28
David Didenko	-	-	-	-
Khalid Moore	2	11	21	9
Shembari Phillips	-	-	30	11
Bubba Parham	-	6	68	37
Asanti Price	-	-	-	-
Kristian Sjolund	-	-	3	3
Jordan Usher	17	16	17	8
Moses Wright	28	21	51	23
<i>*includes starts at previous school</i>				
<i>Career ACC includes ACC Tournament starts</i>				

## Non-Conference Breakdown

Team	Conf.	Record	Conf.	KP	NET
Arkansas	SEC	15-5	3-4	35	38
Ball State	MAC	11-9	4-3	109	116
Bethune-Cookman	MEAC	10-11	4-3	281	277
Boise State	MW	14-8	6-4	90	100
Elon	CAA	6-17	2-8	320	312
Georgia	SEC	11-9	1-6	99	97
Hawaii	Big West	13-6	4-1	178	174
Houston	AAC	17-4	7-1	22	35
Kentucky	SEC	16-4	6-1	33	23
Nebraska	Big Ten	7-14	2-8	130	164
<b>GT strength of schedule rank</b>				<b>12</b>	<b>6</b>
<b>GT NC strength of schedule rank</b>				<b>46</b>	<b>62</b>
<i>KP - KenPom.com, NET - NCAA NET rankings</i>					
<i>As of Jan. 31</i>					

## The Tipoff

• **Get even** - In order for Georgia Tech to even the season series against Notre Dame, the Yellow Jackets will have to win in South Bend for the first time since the Fighting Irish joined the ACC. Tech has lost all six conference games there, by an average of 6.8 points. Tech last won there on Feb. 24, 1990. A win for the Irish would mean their first sweep over the Jackets since the 2014-15 season.

• **Close calls** - Tech's last four ACC games have been decided by a total of 19 points. Notre Dame's seven ACC games in January were decided by a total of 26 points, including the 10-point decision over Wake Forest.

• **More snacks?** - Tech is 3-2 on the road this season in the ACC, having defeated NC State, North Carolina and Boston College. A win Saturday would give the Jackets four ACC road wins for the first time since the 2007-08 season, when they finished 4-4.

• **Playing tempo** - Saturday's game matches the No. 2 and 3 teams in the ACC in tempo according to KenPom.com. Notre Dame, at No. 2, also has the No. 2 team in the ACC (33rd nationally) in offensive efficiency. Tech is No. 28 nationally in defensive efficiency.

• **Getting offensive** - The last two meetings in the series between Tech and Notre Dame have been the highest scoring in the series since the Fighting Irish joined the ACC, with both teams scoring in the 70s. Every other game, except for the Jan. 3, 2015 meeting in South Bend, which Notre Dame won 83-76 in double-overtime, and the Jan. 13, 2016 game, which the Irish won 72-64, has been played in the 60s. In the teams' Jan. 15 meeting in Atlanta, Tech made 15 of its last 19 shots from the floor, while Notre Dame made 13 of its final 16 to escape with the victory.

• **Less than a full deck** - Georgia Tech has had its full roster available for only 10 games this season, beginning with the first game of the Diamond Head Classic on Dec. 22. Junior forward Jordan Usher became eligible for the Yellow Jackets' Dec. 18 game against Ball State, and junior point guard Jose Alvarado played for the first time since Nov. 20 at the diamond Head Classic. Leading scorer Michael Devoe was sidelined for Tech's last two games with an injured left foot.

• **Six** - The number of different starting lineups Tech has used this season. Before Michael Devoe missed last Saturday's game with an injured foot, Tech had sent the same five out for the opening tip for 10 straight games since the return of Jose Alvarado.

• **Offense for defense** - Georgia Tech ranks eighth in the ACC in scoring average in conference games (69.40) and 11th in scoring defense (72.3), a reversal of last year's final rankings (15th scoring offense, 7th scoring defense).

• **All-for-ado** - Georgia Tech has averaged 69.5 points and shot 46.3 percent from the floor in the 12 games since Jose Alvarado returned to the court. The Yellow Jackets have shot 50 percent or better in five of those games.

• **Wright stuff** - Moses Wright has scored in double digits in 10 of his last 12 games, averaging 13.9 points and 6.6 rebounds while hitting 54.4 percent of his shots from the floor. The 6-9 junior ranks No. 2 in the ACC in field goal percentage (54.5) and No. 12 in rebound average (7.2).

• **Big miss** - Jose Alvarado has averaged 13.3 points, 4.4 assists and 2.7 steals in 12 games since his return from an ankle injury which sidelined him for seven games. He's averaged 15.9 points over the last eight games.

• **Brooklyn burglar** - Alvarado's nine steals vs. NC State broke the Tech single-game record of eight set by Kenny Anderson against Duke on Jan. 30, 1991. Only three players in ACC history have had more steals in a game, and only two of those occurred against an ACC opponent. It boosted his season average to 2.67 per game in ACC games, the top figure in the conference.

• **Ushering in** - Jordan Usher made his Tech debut Dec. 18 against Ball State after sitting out the required two semesters after he transferred from Southern California last January. The

## Series vs. Notre Dame (!11-11)

**Home: 18-2, Away: 2-8, Neutral: 1-1**

All Home Games:	8-2
At McCamish Pavilion:	4-2
At AMC:	3-0
In Atlanta:	8-2
All Road Games:	2-8
At Purcell Pavilion/Joyce Center:	1-7
As ACC members:	5-9
In the ACC Tournament:	0-1
All Neutral Games:	1-0
Under Roy Mundorff:	0-1
Under Whack Hyder:	3-1
Under Dwane Morrison:	1-7
Under Bobby Cremens:	2-0
Under Paul Hewitt:	1-0
Under Brian Gregory:	2-4
Under Josh Pastner:	3-5
Vs. Mike Brey:	6-9
Vs. Digger Phelps:	3-0
Longest Winning Streak:	5 games (1972-2014)
Longest Losing Streak:	4 games (2014-16)
Most Points Scored:	102 on 2-4-1967
Fewest Points Scored:	42 on 2-22-1941
Most Points Allowed:	87 on 2-4-1967
Fewest Points Allowed:	53 on 2-22-1941
Largest Margin of Victory:	20 in 1-17-1972
Largest Margin of Defeat:	19 on 1-30-1969

## All-Time Series Results

2-22-1941	.....a	L	42- 53
2-5-1966	.....a	W	75- 61
2-4-1967	.....h10	W	102- 87
1-30-1969	.....nr/16.....a	L	52- 71
1-17-1972	.....h10	W	82- 62
2-25-1989	.....h10	W	90- 80
2-24-1990 (ot).....8/6	.....a	W	88- 80
11-19-2007	.....n1	W	70- 69
1-11-2014	.....h15	W	74- 69
2-26-2014	.....a	L	62- 65
1-3-2015 (2 ot).....14/13	.....a	L	76- 83
1-14-2015	.....12/12 ...h15	L	59- 62
1-13-2016	.....a	L	64- 72
2-20-2016	.....19/18 ...h15	W	63- 62
1-28-2017	.....14/12 ...h15	!	62- 60
2-26-2017	.....21/17 .....a	L	60- 64
12-30-2017	.....a	L	59- 68
1-10-2018	.....nr/25.....h15	W	60- 63
1-22-2019	.....h15	W	63- 61
2-10-2019	.....a	L	59- 69
3-12-2019	.....n2	L	71- 78
1-15-2020	.....h15	L	74- 78
<i>n1-Paradise Jam (St. Thomas, U.S. Virgin Islands); n2-ACC Tournament (Spectrum Center, Charlotte, N.C.)</i>			
<i>! one victory vacated by the NCAA Committee on Infractions</i>			

# TECH NOTEBOOK

## Just Georgia Tech, please...

*The Georgia Institute of Technology is the official title, but Georgia Tech will work fine, or just Tech (unless you're in Virginia or Texas). We would appreciate it if you would use our name in those ways. Georgia Tech University is incorrect. Thank you.*

## Georgia Tech Quick Facts

<b>Official Name:</b> Georgia Institute of Technology
<b>Location:</b> Atlanta, Ga.
<b>Enrollment:</b> 32,700
<b>Founded:</b> 1885
<b>Colors:</b> Old Gold and White
<b>Nickname:</b> Yellow Jackets, Ramblin' Wreck
<b>Mascot:</b> Buzz (Yellow Jacket)
<b>Fight Songs:</b> Ramblin' Wreck, White and Gold
<b>Conference:</b> Atlantic Coast (ACC)
<b>Home Arena:</b> McCamish Pavilion (capacity 8,600)
<b>President:</b> Dr. Angel Cabrera
<b>Director of Athletics:</b> Todd Stansbury
<b>Faculty Rep. for Athletics:</b> Dr. Charles L. Isbell, Jr.
<b>Head Coach:</b> Josh Pastner (Arizona, 1997)
<b>Record at Tech:</b> 58-64 ! (4th season)
<b>Overall:</b> 225-137 ! (11th season)
<b>ACC Regular Season:</b> 24-40 !
<b>ACC Tournament:</b> 0-3
<b>NCAA Tournament:</b> 2-4
<b>Associate Head Coach:</b> Eric Reveno (Stanford, 1989), 4th season
<b>Assistant Coach:</b> Julian Swartz (Carroll College, 2005), 4th season
<b>Assistant Coach:</b> Anthony Wilkins (Kent State, 2013), 2nd season
<b>Assoc. Dir. of Player Personnel:</b> B.J. Elder (Georgia Tech, 2014)
<b>Director of Operations:</b> Tyler Benson (St. Bonaventure, 2009)
<b>Director of Scouting:</b> Hayden Sheridan (Arizona, 2016)
<b>Player Development Coach:</b> Dr. Dan Taylor (Franklin Pierce, 2002)
<b>Athletic Trainer:</b> Richard Stewart (Salisbury, 2005)
<i>! On-court record (Georgia Tech had 22 wins and one loss during the 2016-17 and 2017-18 seasons vacated by the NCAA's Committee on Infractions.)</i>

## Basketball History

<b>105th season:</b> 1st game, Feb. 17, 1906 vs. Auburn
<b>All-time Record:</b> 1,386-1,256 !
<b>Winning/Losing/500 Seasons:</b> 53 / 47 / 4
<b>NCAA Appearances (16):</b> 23-16 record
1960, 1985, 1986, 1987, 1988, 1989, 1990, 1991, 1992, 1993, 1996, 2001, 2004, 2005, 2007, 2010
<b>Final Fours (2):</b> 1990, 2004
<b>NIT Appearances (8):</b> 10-8 record
1970, 1971, 1984, 1994, 1998, 1999, 2003, 2016
<b>ACC Championships (3):</b> 1985, 1990, 1993
<b>ACC Regular-Season Titles (2):</b> 1985 (tie), 1996
<b>ACC Regular-Season Record (41st season):</b> 258-382 !
<b>ACC Tournament Record:</b> 26-37
<b>SEC Championships (1):</b> 1938
<b>SEC Regular-Season Titles (1):</b> 1937
<b>SEC Regular-Season Record (1932-64):</b> 201-207
<b>Metro Conference Regular-Season Record (1975-78):</b> 9-10
<b>Metro Conference Tournament Record:</b> 4-3
<b>Record at McCamish Pavilion:</b> 88-50 ! (7th season)
<b>Record at Alexander Memorial Coliseum:</b> 556-194 (55 seasons, 1956-2011)
<b>Record at Philips Arena:</b> 7-11
<b>Record at Arena at Gwinnett Center:</b> 4-1
<b>Record at Georgia Dome:</b> 9-5
<b>All-Time Head Coaches:</b> 14
<b>ACC Head Coaches:</b> 5
<b>All-America Selections:</b> 14 (12 players)
<b>Consensus All-Americans:</b> 2
<b>First-Team All-Americans:</b> 5
<b>National Players of the Year:</b> 1
<b>All-ACC Selections:</b> 52 times (31 players)
<b>ACC Players of the Year:</b> 2
<b>ACC Rookies of the Year:</b> 11
<b>ACC Coaches of the Year:</b> 5 (3 coaches)
<b>ACC Tournament MVPs:</b> 3
<b>ACC All-Freshman Team:</b> 15

6-7 junior guard/forward has averaged 8.4 points and 3.7 rebounds. In Tech's six wins over that stretch, he has averaged 10.8 ppoints (24-43 FG), 4.8 rebounds, 3.2 assists.

- **No ducking** - Georgia Tech's schedule is the ninth-strongest in the nation according to KenPom.com and the NCAA NET rankings, also ninth among power conference teams. Tech's schedule includes nine games against quad 1 teams and 12 against quad 2 teams, four of those against non-conference teams. The Jackets' non-conference schedule rates sixth-toughest among power conference teams, 45th overall.

## Series vs. Notre Dame

- Georgia Tech and Notre Dame are tied 11-11 in the all-time series that began in the 1940-41 season. The Fighting Irish won the teams' first meeting this season, 78-74, in Atlanta on Jan. 15 and have won the last three games of the series.
- Tech and Notre Dame split their regular-season meetings the last three seasons, each team winning at home.
- The Yellow Jackets are 5-9 against Notre Dame since the Fighting Irish joined the ACC, the 14 meetings decided by a total of 75 points. That includes the teams' first ACC Tournament encounter this season. Notre Dame's 69-59 win in South Bend on Feb. 10, 2019 is the widest margin.
- At McCamish Pavilion, Tech is 5-2 against the Irish, and the games have been decided by a total of 24 points.
- Notre Dame has won all six meetings at South Bend since the Fighting Irish became a member of the ACC.
- The Yellow Jackets won five straight meetings between the two teams from 1972 through Tech's 74-69 victory in McCamish Pavilion on Jan. 11, 2014, the team's first meeting as ACC foes.

- All but one game in the series has been played on the two campuses, the exception being a 2007 meeting in the third-place game of the Paradise Jam. The Yellow Jackets erased a 9-point deficit in the final 5:11 and won the game on a three-point basket by Matt Causey with two seconds remaining.

- Tech is 2-8 in games played in South Bend, and 1-7 in Purcell Pavilion, including an 88-80 overtime win on Feb. 24, 1990, with the Jackets headed toward an ACC title and Final Four berth later that season.

- That game and a 90-80 Tech victory in Atlanta a year earlier were the only two face-offs ever between legendary coaches Bobby Cremins and Digger Phelps.

- Tech is 8-2 all-time against Notre Dame in Atlanta, three of those wins at Alexander Memorial Coliseum and five at McCamish Pavilion (the 2017 win was vacated by the NCAA Committee on Infractions).

- Four of the five meetings before that were played with Whack Hyder as Tech's head coach, and the Jackets won three of those, including an 82-62 win in 1972 at Alexander Memorial Coliseum in Phelps' first season as the Fighting Irish head coach.

## Last Time Out: Tech Downs Morehouse

A combined 18-2 run over the 4:30 across the halftime break pushed the lead to 31 as Georgia Tech men's basketball defeated Morehouse handily, 82-54, on Tuesday night at McCamish Pavilion.

The Yellow Jackets (10-11) used a well-balanced offensive effort that included 45-percent shooting from the floor, 29 points off turnovers and 32 bench points, while the Maroon Tigers (9-9) shot 38-percent from the field, including a 5-for-15 mark from downtown.

Leading Tech on the day was James Banks III, who finished one rebound shy of a double-double with 12 points and nine rebounds, in addition to four blocks. Moses Wright also finished with double figures at 11 points, while Evan Cole came off the bench to contribute seven points and 10 rebounds.

Tech had a decided advantage on the boards (45-30), assisted on 24 of 30 made field goals and hit 14 of 17 shots from the foul line. Seven different Jackets made a three-point field goal.

## Last Meeting vs. Notre Dame

### GAME 17

### Notre Dame 78, Georgia Tech 74

### Jan. 15, 2022 • McCamish Pavilion

Michael Devoe scored 22 points and came up one rebound shy of a double-double, but Georgia Tech men's basketball came up short down the stretch against Notre Dame, falling 78-74 on Wednesday night at McCamish Pavilion.

The Yellow Jackets (8-9, 3-4 ACC) shot 50 percent on the night, including 66.7 percent in the second half, but the Fighting Irish (11-6, 2-4 ACC) developed a small lead late thanks to second-chance points and a dagger three-pointer from T.J. Gibbs with 1:04 left on the clock. Tech hit 15 of its last 19 shots from the floor in the game, but Notre Dame knocked down 13 of its last 16.

It was the sixth 20-point game of the season for Devoe, who matched his career best with nine rebounds and hit 9-of-15 shots from the floor. Also scoring in double digits was Moses Wright (16) and James Banks III (10).

Leading the way for Notre Dame was Prentiss Hubb, who scored with 25 points. Gibbs (17), Dane Goodwin (15) and John Mooney (10) also reached double-digit scoring marks on the night, while Mooney also finished with 13 boards.

#### NOTRE DAME (11-6, 2-4 ACC)

Player	FG-A	3P-A	FT-A	Reb	PF	Pts	A	TO	Bk	S	MIN
Durham, Juwan*	4-6	0-0	0-0	4	2	8	0	1	0	0	15
Mooney, John*	4-12	0-4	2-2	14	2	10	1	2	2	3	36
Plueger, Rex*	0-4	0-3	0-0	5	2	0	2	2	0	1	33
Hubb, Prentiss*	8-16	3-8	6-8	3	2	25	3	2	0	2	34
Gibbs, T.J.*	6-12	2-4	3-4	1	4	17	3	1	0	0	36
Laszewski, Nate	1-4	0-3	1-1	1	2	3	0	0	1	0	16
Goodwin, Dane	5-11	3-4	2-4	3	4	15	0	0	0	0	30
<b>Totals</b>	<b>28-65</b>	<b>8-26</b>	<b>14-19</b>	<b>33</b>	<b>18</b>	<b>78</b>	<b>9</b>	<b>8</b>	<b>3</b>	<b>6</b>	<b>200</b>
FG%	1st Half: 11-33 33.3%	2nd Half: 17-32 53.1%	Game: 43.1%								
3FG%	1st Half: 4-13 30.8%	2nd Half: 4-13 30.8%	Game: 30.8%								
FT%	1st Half: 3-3 100%	2nd Half: 11-16 68.8%	Game: 73.7%								

#### GEORGIA TECH (8-9, 3-4 ACC)

Player	FG-A	3P-A	FT-A	Reb	PF	Pts	A	TO	Bk	S	MIN
Usher, Jordan*	4-10	0-2	0-0	3	0	8	2	1	1	2	31
Wright, Moses*	6-11	0-1	4-5	5	2	16	1	4	1	0	26
Banks III, James*	4-6	0-0	2-3	6	2	10	0	0	0	1	35
Devoe, Michael*	9-15	2-4	2-3	9	3	22	2	1	0	1	38
Alvarado, Jose*	3-7	1-4	0-0	5	5	7	9	3	0	0	33
Cole, Evan	0-1	0-0	2-4	2	0	2	0	0	0	0	6
Parham, Bubba	3-6	1-3	0-0	2	4	7	1	3	0	0	27
Moore, Khalid	0-0	0-0	0-0	0	1	0	0	0	0	0	0+
Price, Asanil	1-2	0-1	0-0	0	0	2	0	0	0	0	4
<b>Totals</b>	<b>30-58</b>	<b>4-15</b>	<b>10-15</b>	<b>32</b>	<b>17</b>	<b>74</b>	<b>15</b>	<b>13</b>	<b>2</b>	<b>4</b>	<b>200</b>
FG%	1st Half: 11-30 36.7%	2nd Half: 19-28 67.9%	Game: 51.7%								
3FG%	1st Half: 2-8 25.0%	2nd Half: 2-7 28.6%	Game: 26.7%								
FT%	1st Half: 3-6 50.0%	2nd Half: 7-9 77.8%	Game: 66.7%								

Score by Periods	1st	2nd	Total
Notre Dame	29	49	78
Georgia Tech	27	47	74

<b>Officials:</b> Brent Hampton, Raymie Syons, Tony Henderson
<b>Attendance:</b> 5899
<b>Points in the paint:</b> ND 32, GT 48. <b>Points off turnovers:</b> ND 14, GT 13.
<b>2nd chance points:</b> ND 12, GT 10. <b>Fast break points:</b> ND 8, GT 9.
<b>Bench points:</b> ND 18, GT 11. <b>Score tied:</b> 12 times. <b>Lead changed:</b> 10 times.
<b>Last FG:</b> ND 2nd-01:04, GT 2nd-00:06.
<b>Largest lead:</b> ND by 7 1st-06:33, GT by 6 2nd-10:19.
<b>ND led for:</b> 19:42. <b>GT led for:</b> 09:54. <b>Game was tied for:</b> 10:24.



# TECH NOTEBOOK

## Tech's Record

	2019-20	CJP
At home	5-6	45-23
On the road	4-4	11-32
At neutral sites	1-1	2-6
Vs. top-10 opponents	0-3	2-13
Vs. top-25 opponents	0-4	5-22
Vs. teams over .500	8-11	35-55
Vs. teams under .500	0-0	18-6
Vs. teams at .500	2-0	4-2
While in the top 25	0-0	0-0

In November	2-2	14-6
In December	4-5	14-16
In January	4-4	17-17
In February	0-0	5-19
In March/April	0-0	8-5

Wearing white uniforms	5-6	43-23
Wearing gold uniforms	3-3	11-23
Wearing navy uniforms	2-2	5-14
Wearing black uniforms	0-0	0-0

Game is decided by 5 pts./fewer or OT	3-5	14-16
Game is decided by 10/fewer or OT	3-6	25-30

Leading at the half	5-1	42-13
Trailing at the half	5-10	15-50
Tied at the half	0-0	1-0
Leading with 5:00 to play	8-0	51-3
Trailing with 5:00 to play	2-9	5-58
Tied with 5:00 to play	0-2	1-2
In overtime games	1-1	3-2
After a bye in the ACC schedule	0-0	1-2

Tech scores 100 or more points	0-0	0-0
Tech scores 70 or more points	7-2	39-10
Tech scores fewer than 70 points	3-9	19-54
Opponent scores 100 or more points	0-0	0-1
Opponent scores 70 or more	2-6	10-35
Opponent scores fewer than 70	8-5	50-26
Opponent scores fewer than 50	1-0	4-0

Tech shoots 50 pct. or better	4-2	20-7
Opponent shoots 50 pct. or better	0-2	1-13
Opponent shoots under 40 pct.	9-1	44-14
Tech has a higher FG% than opponent	10-4	56-15
Tech has a lower FG% than opponent	0-6	1-46
FG percentage is even	0-0	0-2

Tech has more 3-point FGs	4-3	15-13
Tech has fewer 3-point FGs	4-11	38-41
3-point FGs are even	2-1	6-8

Tech attempts more FT than opponent	4-3	43-19
Tech attempts fewer FT than opponent	6-8	13-40
Free throw attempts are even	0-0	2-4

Tech outrebounds opponent	4-4	29-16
Opponent outrebounds Tech	5-7	23-47
Rebounds are even	0-1	5-1

Tech has fewer turnovers than opponent	5-1	27-16
Tech has more turnovers than opponent	5-10	28-39
Turnovers are even	0-0	3-6
Tech has more assists than turnovers	4-1	35-16

Committing more fouls	6-7	11-36
Committing fewer fouls	4-4	42-20
Fouls are even	0-0	5-7

4/more Jackets score in double figures	4-2	27-15
A Jacket scores 20 or more	6-5	31-29
A Jacket scores 30 or more	0-1	3-1

Scoring more bench points	4-3	27-24
Scoring fewer bench points	5-7	29-36
Bench scoring is even	1-1	2-3

## What's Trending

- Georgia Tech ranks No. 28 in defensive efficiency according to KenPom.com (92.2 points per 100 possessions), No. 31 nationally in effective defensive field goal percentage (45.0) and 42nd in two-point field goal defense (44.7).

- Since the beginning of last season, Tech has held 28 opponents, including 11 ACC foes, under 40 percent shooting from the floor (NC State connected on 37.9 percent). Ten Tech opponents this season have failed to hit 40 percent.

- The Jackets have limited 23 opponents, 11 in the ACC, to 30 percent or less from three-point range over the same period (NC State his 4-of-19, 21.1 percent). Nine Tech foes this season have made less than 30 percent.

- Tech has held five opponents to their lowest offensive efficiency of the season, including two of its foes in Hawai'i - Elon, Arkansas, Nebraska, Boise State and Hawai'i. Six other teams, including NC State (both meetings), Kentucky, Duke and Boston College, posted one of their six lowest offensive efficiency ratings against the Yellow Jackets.

- Georgia Tech's adjusted tempo is 69.4 possessions per game according to KenPom.com (No. 116 in the nation), ahead of the 66.1 possessions per game last season and 66.8 in 2016-17, but the first time this season its temp rate has fallen below 70. Tech has played less than 70 possessions just six times. In ACC games, Tech has averaged 70.1 possessions, third-most in the league.

- Tech has reached 70 possessions per game over the course of a full season only four times since 1997, the first year KenPom kept track - 1997-98 (72.3), 2000-01 (72.1), 2001-02 (70.5) and 2008-09 (70.5).

- Tech has exceeded 100 points per 100 possessions seven times, including NC State, North Carolina, Boston College and Notre Dame in the ACC.

- Two fouls in the first half? No problem. Georgia Tech ranks No. 1 in the nation, according to KenPom.com, in 2-foul participation, a measure of percentage of available minutes played by players with two fouls (68.0 pct. for Tech). The Jackets led the nation in this category in 2018-19, was fourth in 2017-18 and 35th in 2016-17.

- Tech's bench played just 23:24 at Louisville and did not score a point. Last Saturday against NC State, reserves played 56:07 and scored 15 points.

- Tech has trailed at halftime in 14 of its 21 games this season, coming back to win five of those games, including last Saturday's win over NC State. The Jackets are 15-50 when trailing at the half under Josh Pastner. The Jackets are 6-1 when leading at halftime (only loss was at Louisville).

- Tech has averaged 70.75 points per game away from home this season (75.00 in its five ACC road games), and averaged 65.3 at McCamish Pavilion.

- Tech played its entire roster against Morehouse save for injured guards Michael Devoe and Malachi Rice. None of the five starters played as many as 20 minutes. Three reserves played more than 20 minutes. Twelve of the 13 players who saw the court scored.

- Tech assisted on 24 of 30 made field goals against Morehouse, a season high for the Yellow Jackets in assists and percentage of assists on made field goals (80 percent). Tech has assisted on 59.9 percent of its made field goals in ACC games, the second-best rate in the ACC according to KenPom.com.

- Tech has averaged 40 points in the paint over its last eight games (42 vs. Morehouse), compared to 29.5 for its opponents. Only Duke (38-36) and Louisville (32-30) have scored more than Tech in that stretch.

- Tech went 14-of-17 from the free throw line against Morehouse and has hit better than 70 percent in nine of its last 12 games. Tech has converted 155-of-212 attempts (73.1 percent) over that stretch.

- The Jackets have hit 32.5 percent of their three-point field goal attempts in ACC games, which ranks middle-of-the-pack, compared with just 26.4 percent out of conference. Against Morehouse, Tech went 8-of-24, with seven different

## Jose Effect

Georgia Tech	With JA	Without JA
Record	7-7	3-4
Scoring average	71.0	61.3
Scoring margin	+3.5	-3.4
Field goal percentage	46.6	41.4
3-point percentage	30.8	26.7
3-pt FG per game	5.2	4.7
Free throw percentage	71.2	56.2
Free throw points per game	13.1	9.7
Assist/turnover ratio	0.9	0.7
Turnovers per game	15.4	18.6
Turnover margin	-1.6	-2.7
Steals per game	7.7	6.9

players making a three.

- Tech has averaged 15.2 turnovers in 12 games since the return of Jose Alvarado, compared with 17.4 prior to that. The Jackets committed 13 each against the Maroon Tigers and NC State in the last two games, fewest since Jan. 11 at Boston College (also 13). Only against Houston (9) has Tech turned the ball over fewer than 13 times in a game. With Alvarado on the floor this year, Tech has averaged 15.4 turnovers, compared with 18.6 in the seven games in which he was absent.

- Tech is minus-2 assist-to-turnovers in ACC games, minus-45 in non-conference games. The Jackets have been on the plus side of that ledger in five of the last eight games.

## Personnel Trends

- Khalid Moore has started the last two games for the Yellow Jackets in the absence of injured Michael Devoe, and 11 altogether this season. Moore scored nine points on 3-of-3 shooting from the floor, including a pair of threes, against Morehouse and has scored 14 points on 5-of-6 shooting combined in these two games. He also has posted the team's best plus-minus mark in each game - plus-13 in his 21:12 against NC State, plus-32 in 17:37 vs. Morehouse.

- James Banks came up one rebound shy of a double-double against Morehouse, scoring 12 points (4-5 FG, 4-4 FT) with nine boards. He has averaged 11.9 points and 7.9 rebounds against ACC teams this season, hitting 56.9 percent of his shots from the floor.

- Moses Wright scored 11 points (4-5 FG, 3-4 FT) with four rebounds against Morehouse, just his second double-digit scoring game in the last four after a streak of eight straight in double figures.

- Wright has connected on 69.2 percent of his free throws (27-of-40) over Tech's last 12 games after going just 4-of-14 in the first nine games of the season.

- Jose Alvarado has hit 16-of-42 shots (38.1 pct.) from three-point range in his last eight games (1-3 vs. Morehouse) and is 38-of-80 overall (47.5 pct.) during that stretch. The 6-foot junior scored just nine points, but had three assists against just one turnover and posted a plus-31 in the plus/minus column in 18:56.

- Evan Cole posted his first double-digit rebound game this season (10 to go with seven points) against Morehouse, matching his career high first set against Wake Forest on March 3, 2018 during his freshman year. Cole recorded nine twice (Elon, Arkansas) earlier this season.

- Jordan Usher has dealt six assists in each of his last two games against just three total turnovers. The 6-7 junior scored nine points (4-5 FG) against Morehouse and also took four steals, a season-best.

- Shembari Phillips scored a season-high seven points with a season-high five assists against no turnovers in a season-high 19:02. The seven points are his most since his first game in a Tech uniform, when he scored 10 against Lamar on Nov. 9 of last season.

# TECH NOTEBOOK

## Tech Highs and Lows Under Josh Pastner

Longest winning streak: 4 games (2016-17, 2017-18)
Longest ACC winning streak: 3 games (2017-18)
Longest losing streak: 7 games (2017-18, 2018-19)
Longest ACC losing streak: 7 games (2017-18, 2018-19)
Most points scored in a game: 96 vs. Tusculum, 2/7/17; at North Carolina, 1/4/20
Most points scored - ACC opponent: 96 at North Carolina, 1/4/20
Fewest points scored in a game: 42 vs. Clemson, 2/6/19
Fewest points scored - ACC opponent: 42 vs. Clemson, 2/6/19
Most points allowed in a game: 110 at Duke, 1/4/17
Most points allowed - ACC opponent: 110 at Duke, 1/4/17
Fewest points allowed in a game: 40 vs. Florida A&M, 12/9/18
Fewest points allowed - ACC opponent: 51 vs. Syracuse, 1/31/18
Largest margin of victory: 38 vs. Tusculum (96-58), 2/7/17
Largest margin of victory - ACC opponent: 22 vs. Florida State (78-56), 1/25/17
Largest margin of victory - road game: 19 (71-52) at Boston College, 1/11/20
Largest margin of victory - ACC road game: 19 (71-52) at Boston College, 1/11/20
Largest losing margin: 53 (110-57) at Duke, 1/4/17
Largest losing margin at home: 34 (97-63) vs. Syracuse, 12/18/19
Largest losing margin - ACC opponent: 53 at Duke, 1/4/17
Most points allowed in a win: 83 at North Carolina (96-83), 1/4/20
Most points scored in a loss: 81 vs. Wright State, 12/22/17
Fewest points scored in a win: 52 vs. Northwestern (52-51), 11/28/17
Fewest points allowed in a loss: 52 vs. Virginia Tech (52-49), 1/9/19
Largest deficit overcome to win a game: 15 vs. Boston College (7-03-1st), 2/11/17; at NC State (4-01-1st), 11/5/19
Largest 2nd-half deficit overcome to win a game: 9 vs. NC State (17-15), 3/1/18; vs. Prairie View A&M (16-49), 11/23/18; at Hawai'i (16-11), 11/25/19
Largest deficit overcome to win a road game: 15 (4-01-1st) at NC State, 11/5/19
Largest lead given up in a loss: 16 (15:06-2nd half) vs. St. John's, 12/1/18
Largest 2nd-half lead given up in a loss: 16 (15:06-2nd half) vs. St. John's, 12/1/18
Highest FG pct.: 59.5 (25-42) at Syracuse, 1/12/19
Highest FG pct. - ACC opponent: 59.5 (25-42) at Syracuse, 1/12/19
Lowest FG pct.: 27.1 (16-59) vs. Florida State, 2/16/19
Lowest FG pct. - ACC opponent: 27.1 (16-59) vs. Florida State, 2/16/19
Highest 3-pt pct.: 62.5 (10-16) at NC State, 1/15/17
Highest 3-pt pct. - ACC opponent: 62.5 (10-16) at NC State, 1/15/17
Most 3-pt FG: 12 vs. Lamar, 11/9/2018
Most 3-pt FG - ACC opponent: 11, at Virginia Tech, 2/13/19
Lowest 3-pt pct.: 10.0 (1-10) vs. Miami, 1/3/18, (1-10) vs. Louisville, 1/19/19
Lowest 3-pt pct. - ACC opponent: 10.0 (1-10) vs. Miami, 1/3/18, (1-10) vs. Louisville, 1/19/19
Highest FG pct. allowed: 59.3 (32-54) at Florida State, 1/24/18
Highest FG pct. allowed - ACC opponent: 59.3 (32-54) at Florida State, 1/24/18
Lowest FG pct. allowed: 21.6 (16-74) vs. Elon, 11/11/19
Lowest FG pct. allowed - ACC opponent: 28.2 (20-71) vs. Florida State, 1/25/17
Highest 3-pt pct. allowed: 60.0 (12-20) at Louisville, 2/8/18
Highest 3-pt pct. allowed - ACC opponent: 60.0 (12-20) at Louisville, 2/8/18
Lowest 3-pt pct. allowed: 6.7 (1-15) at Hawai'i, 11/25/19
Lowest 3-pt pct. allowed - ACC opponent: 9.5 (2-21) vs. Duke, 1/26/19
Highest FT pct.: 95.2 (20-21) vs. Coppin State, 12/27/17
Lowest FT pct.: 28.6 (2-7) vs. Notre Dame, 3/12/19
Most free throws made: 28 vs. North Carolina, 12/31/16; vs. Wake Forest, 1/5/19
Most free throws attempted: 36 vs. Sam Houston State, 11/22/16
Fewest free throws made: 2 at Miami, 2/15/17; at Duke, 1/26/19; vs. Notre Dame, 3/12/19; at Kentucky, 12/14/19
Most assists: 29 vs. Kennesaw State, 12/28/18
Fewest assists: 5 at Georgia, 12/19/17; at Tennessee, 11/13/18; at Florida State, 2/2/19; vs. Boise State, 12/22/19
Most turnovers: 24 vs. Arkansas, 11/25/19; Ball State, 12/18/19
Fewest turnovers: 6 vs. North Texas, 11/24/17; Coppin State, 12/27/17; at Virginia, 2/21/18; vs. Notre Dame, 3/12/19
Most blocked shots: 16 vs. Southern, 11/14/16 (Tech record)
Most steals: 15 vs. North Carolina, 12/31/16; at Syracuse, 1/13/19

## Pastner's Key Metrics

• **Assists to made field goals:** Tech has assisted on 53.7 percent of its field goals this season. The Jackets had 24 assists on 30 made field goals against Morehouse, meeting their nightly goal of 60 percent for the 12th time this season. Tech has assisted on 60.9 percent of its field goals vs. ACC teams this season, third-best rate in the conference.

• **Free throws made to opponents' attempts:** Tech went 14-of-17 from the free throw line against Morehouse, while the Maroon were 7-of-13, accomplishing its nightly mission of making more free throws than the opponent attempts for the second straight game. The Jackets are 43-19 under Josh Pastner when attempting more free throws than the opponent. Tech has connected on 66.4 percent of its free throws this season and has averaged just 12.0 points per game from the charity stripe. Against ACC foes, the Jackets have hit 67.6 percent and scored 11.5 points per game from the line, and rank sixth in the conference in ratio of free throw attempts to field goal attempts (29 percent).

• **Turnovers:** Tech committed 13 to Morehouse's 19. The Yellow Jackets have turned the ball over more than their opponent in 15 of 21 games this season. The Jackets have averaged 16.4 on the season, forcing 14.4. Target each night is to commit 11 or fewer, which Tech has met once this season. More telling for Tech under Josh Pastner is that when Tech has committed fewer turnovers than its opponent, it is 27-16. When it has committed more, it is 28-39.

• **Guard rebounding:** Tech's players outside of Banks, Cole and Wright collected 15 of the Jackets' 32 defensive rebounds against Morehouse, 50 of 92 in Tech's last two games. For the season, they have 294 of the Jackets' 560 defensive rebounds (52.5 percent).

## Build the Wall

Due to its ability to play both zone and man-to-man and keep opponents off-balance, Georgia Tech has been able to rely on its mixture of defenses to win games over Josh Pastner's first three seasons at Georgia Tech.

According to KenPom.com, Georgia Tech ranks No. 28 nationally in defensive efficiency (92.2 points per 100 possessions), ahead of last season, when the Jackets ranked No. 43.

Broken down, Tech ranks No. 31 in effective defensive field goal percentage (45.0), No. 42 in two-point field goal defense (44.7) and No. 60 in three-point defense (30.4).

Tech has held five opponents to their lowest offensive efficiency of the season, including two of its foes in Hawai'i - Elon, Arkansas, Nebraska, Boise State and Hawai'i. Six other foes, including NC State (both meetings), Kentucky, Duke and Boston College, has posted one of their six lowest ratings against the Jackets.

• **Said Nebraska coach Fred Hoiberg:** "They do a good job with that. It is a zone you don't see very often. It's a

## Georgia Tech By the Numbers

1	SEC Championships
1	NCAA Post-Graduate Scholar
1	Naismith Award winner
2	Final Four appearances
2	ACC regular-season titles
2	ACC Players of the Year
2	National Freshmen of the Year
3	ACC Championships
3	Years a Member of the Metro Conference
5	First-team All-America players
6	Jersey numbers retired
6	Academic All-Americans
7	NCAA Sweet 16 appearances
8	Wins over teams ranked No. 1
8	NBA lottery picks
12	ACC Rookie of the Year honorees
14	Head coaches in program history
16	NCAA Tournament berths
19	NBA first-round draft picks
24	Total postseason berths (NCAA and NIT)
32	Years a Member of the SEC
40	Years a Member of the ACC
47	Players taken in the NBA Draft
48	Players selected All-ACC
228	Weeks ranked in either AP or Coaches Poll

*lot like when I was in the Big 12, like Baylor and their zone with their wings outside. It starts in a 1-3-1 and kind of morphs back into a 2-3. Then when you do get it inside you have to shoot it over the big fella, which is tough to do. I thought the movement for the most part in the second half was really good, especially seeing the zone for the first time. You try to simulate in practice, but it's impossible to do. If you keep the ball moving and create good looks ... hopefully we'll make them the next time we get that opportunity."*

## Assisted Living

Georgia Tech coach Josh Pastner preached and prodded his Yellow Jackets on ball and player movement and hard cutting from the first time he got his team on the practice court. His primary measuring stick on how well the Jackets perform offensively is their ratio of assists to made field goals, and the Jackets' struggle to score last season was not for lack of ball movement.

Tech currently ranks No. 173 nationally in assists to made field goals (51.9 pct.) after assisting on 127 of 224 field goals in its last eight games. In ACC games, Tech has assisted on 59.9 percent, the second-best figure in the conference.

## Tech All-Time vs. the ACC

Opponent	Overall	in ACC	Tourney	In McCamish Pavilion	In Opponent Current Venue	Current Streak
Boston College	16-12	12-11	1-3	2-1	4-6	Won 2
Clemson	62-73	34-50	4-1	2-4	8-39	Lost 5
Duke	23-74	19-62	3-7	0-3	5-36	Lost 13
Florida State	29-43	19-29	0-2	1-3	8-16	Lost 4
Louisville	13-22	0-7	--	0-3	0-3	Lost 9
Miami	9-14	7-13	0-1	1-3	3-6	Lost 1
North Carolina	25-69	23-55	5-4	0-4	5-25	Won 1
NC State	43-57	35-43	3-3	2-3	6-11	Won 4
Notre Dame	11-11	5-9	--	5-2	1-7	Lost 3
Pittsburgh	8-4	3-4	0-1	2-1	1-2	Won 2
Syracuse	5-6	5-4	--	1-2	2-3	Lost 1
Virginia	40-43	38-42	5-5	2-3	1-8	Lost 6
Virginia Tech	6-20	5-16	1-3	1-4	1-10	Lost 6
Wake Forest	43-40	42-38	0-4	5-0	8-20	Won 2

## TECH NOTEBOOK

## The Last Time a Jacket...

## Scored 30 or more points:

Michael Devoe, 34 vs. Georgia, 11/20/19

## Led Tech in scoring off the bench:

Evan Cole, 16 vs. USC Upstate, 1/2/19

## Grabbed 15 or more rebounds:

Josh Okogie, 16 at Florida State, 1/24/18

## Had 10 or more assists:

Josh Heath, 10 vs. NC State, 1/15/17

## Had a double-double:

Jose Alvarado (13/10) at Louisville, 1/22/20

## Played 40 minutes in regulation:

Michael Devoe vs. Notre Dame, 3/12/19

## Played every minute of an overtime game:

Michael Devoe (45 minutes/1 OT) vs. Boston College, 3/3/19

## Played every minute of a multiple-OT game:

Matt Harpring (50 minutes/2 OT) vs. North Carolina, 2-8-98

## The Last Time the Jackets...

## Scored 100 or more points:

vs. Green Bay (107-77) on 11/19/15

## Scored 100 or more points in regulation:

vs. Green Bay (107-77) on 11/19/15

## Scored 100 or more points in consecutive games:

vs. Jackson State (100-70) on 11/13/06, Georgia State (103-74) on 11/16/06

## Scored 100 or more points twice in one season:

vs. Cornell (116-81), 11/13/15, Green Bay (107-77) on 11/19/15

## Allowed 100 or more points:

vs. Duke (110-57) on 1/4/17

## Allowed 100 or more points in regulation:

vs. Duke (110-57) on 1/4/17

## Shot 60 percent or better:

.603 (47-78) vs. Cornell, 11/13/15

## Failed to make a three-point basket:

0-for-12 vs. Virginia, 1/22/15

## Did not allow a three-point basket:

0-for-11 vs. Pittsburgh, 3/5/16

## Failed to make a free throw:

0-for-6 vs. Duke, 1/7/14

## Grabbed 50 or more rebounds:

50 vs. Arkansas, 11/26/15

## Two players had a double-double:

James Banks III (14 pts/15 reb) and Moses Wright (12/10) vs. Duke, 1/8/20

## Two players had 10 or more rebounds:

Banks III (15) and Moses Wright (10) vs. Duke, 1/8/20

## Had 25 or more assists:

29 vs. Kennesaw State, 12/28/18

## Blocked 10 or more shots:

11 vs. Georgia, 11/20/19

## Had 15 or more steals:

15 at Syracuse, 1/12/19

## Had fewer than 10 turnovers:

9 vs. Houston, 12/23/19

## Had five or more players in double-figures in points:

5 players (all 5 starters) at NC State, 11/5/19

## Had no player score 10+ points:

Virginia (57-28 loss), 1/22/15

## Allowed no player to score 10+ points:

Hawaii'i (73-40 win), 12/25/19

## Had no player play 30 minutes:

Morehouse (82-54 win), 1/28/20

## Won by 30 or more points:

Kennesaw State (87-57), 1/28/18

## Won by 40 or more points:

Kentucky State (98-50), 1/30/10

## Won by 50 or more points:

Winston-Salem State (97-46), 1/3/07

## Lost by 30 or more points:

Syracuse (97-63), 12/7/19

## Played an overtime game:

vs. Arkansas (lost 62-61), 11/25/19

## Defeated a Top 10 team:

#6/8 Florida State (78-56), 1/25/17

## Defeated a Top 25 team:

#25 Notre Dame (60-53), 1/10/18

## Defeated a Top 10 team on the road:

#7/7 Syracuse (67-62), 3/4/14

## Defeated a Top 25 team on the road:

#23/23 Miami (70-50), 1/28/15

## Had a game postponed:

Boston College (in Atlanta), 2/12/14 (weather)

## Had a game cancelled:

Fordham (in Atlanta), 11/27/10 (weather)

Pastner's nightly goal is 60 percent. The national average is 51.7 percent.

Tech finished last season No. 49 in 2018-19 at 57.6 percent (56.4 pct. in ACC games), well above the national average (52.1 pct.) in that category. In Pastner's first season, the Yellow Jackets ranked 13th nationally at 62.6 percent, the team's highest rate since the 2000-01 season. Tech's number was 63.2 percent in ACC games.

**Tech's top assists-to-made field goals ratios:** 1987-88 – 68.3; 1988-89 – 65.9; 1986-87 – 65.8; 1992-93 – 65.0; 1985-86 – 64.8; 2000-01 – 62.9; 1999-00 – 62.9; 2016-17 – 62.6

## Getting it Wright

The best player development story in Georgia Tech's program is that of sophomore forward Moses Wright, who played only one year of high school basketball and was not rated at all coming out of high school.

The 6-9 Raleigh, N.C., native has continued where he left off at the end of the 2018-19 season, starting every game this season and sitting No. 2 on Tech's scoring (12.7 ppg) and rebounding (7.2 rpg) charts, while connecting on 54.5 percent of his shots from the floor. He ranks No. 2 in the ACC in field goal percentage, and No. 12 in rebound average.

In ACC games, he is Tech's No. 3 scorer at 13.2 points per game with 7.1 rebounds per game and a 50.4-percent shooting rate from the floor.

Wright has six double-doubles this season, three of them in Tech's last five ACC games against Florida State, Duke and Boston College. He also posted double-doubles against Houston and Kentucky.

He made the all-tournament team at the Diamond Head Classic, averaging 17.7 points and 7.3 rebounds while connecting on 63.6 percent of his field goal tries, earning him ACC Player of the Week honors.

Wright started the Yellow Jackets' last seven games of 2018-19 and blossomed in the last four, averaging 15.6 points and 6.2 rebounds while connecting on 36-of-58 field goals. He finished off the season with a career-high 25 points (12-of-18 FG) in the ACC Tournament against Notre Dame.

## Sophomore Surge

Sophomore guard Michael Devoe, the highest-rated high school prospect Georgia Tech has recruited under Josh Pastner, steadily improved over the course of his freshman season and has made a quantum leap for the Yellow Jackets this season.

The Orlando, Fla., sophomore led the ACC in scoring through the month of November, and is currently No. 6 at 16.2 points per game and No. 7 in field goal percentage at 46 percent.

Devoe has scored 20 or more points in seven games this season, including a career-best 34 in a loss to Georgia that earned him ACC Player of the Week honors, and has reached double figures in all but four games.

He topped the NCAA rankings in three-point shooting earlier in the season (currently at 40.7), and has hit an even 41 percent in ACC games. He came out of a shooting slump in Hawaii'i, hitting 17 of 35 shots from the floor in three games, and has hit 16-of-39 shots from three-point range in Tech's last nine games after going 2-for-19 in the four games prior.

As a freshman, the Orlando, Fla., native began the season slowly after missing significant practice time with a toe injury, but steadily played more minutes and improved his production. He connected on 43.8 percent of his three-point tries in ACC games and averaged 35.4 minutes (10th-most). He hit 32-of-68 (47.1 pct.) three-point tries in his last 15 games.

## Jose Can You See

Point guard Jose Alvarado, recruited to Georgia Tech primarily for his winning attitude and determination, was given the green light by head coach Josh Pastner to handle the

## Tech's ACC Block Leaders

1983-84	John Salley	2.3
1997-98	Alvin Jones	4.3
1998-99	Alvin Jones	3.5
1999-00	Alvin Jones	2.5
2002-03	Chris Bosh	2.2
2016-17	Ben Lammers	3.4
2018-19	James Banks III	2.5

position as a freshman, sink or swim.

The Brooklyn native, the first Tech player from the New York area in nearly 20 years, has made a huge difference for the Yellow Jackets since his return to the court in Hawaii'i, playing an average of 33.3 minutes per game and 13.3 points.

Since returning from Hawaii'i, the Jackets have exceeded 100 points per 100 possessions three times in nine games. Tech has averaged 69.5 points per game and shot 46.3 percent from the floor. He has averaged 13.3 points, 4.4 assists and 2.8 steals per game. He leads the ACC in steals (2.67 per game) against conference foes and ranks No. 5 in assist average in league games (5.33 pg).

The junior had missed seven full games and most of an eighth before that trip with a right ankle sprain suffered before the Jackets' played their second game of the season against Elon.

He developed into the Yellow Jackets' engine on the floor as a sophomore, leading the Jackets in scoring (12.5 ppg), assists (3.6 apg), steals (1.8 pg) and free throw percentage (76.9 pct.) in ACC games.

Alvarado has posted 40 double-figure scoring games in his career, 11 times scoring 20 or more. And the 6-foot playmaker has averaged more than 34 minutes per game, with 13 complete 40-minute games.

• **Said Pittsburgh coach Jeff Capel last season:**

*"[Jose] Alvarado is a big-time competitor. We told our guys coming into this game, I know that kid and I know his spirit. With his team struggling, I knew that he would try to take it upon himself to be aggressive and have a great game. He was sensational."*

## Banking Hours

The most significant development in the direction of last year's Georgia Tech team may have occurred Nov. 13, when the NCAA granted James Banks III immediate eligibility after his transfer from Texas.

Tech received that news while conducting its shootaround for its second game of the season, at Tennessee. Arrangements were made to get Banks to Knoxville (transfers do not travel with the team), where he contributed five points and seven rebounds in a 66-53 loss.

The personable 6-9 post player progressed rapidly after that modest start. He logged seven double-doubles, finished the season as Tech's No. 2 scorer and top rebounder, and finished 11th in the nation in blocked shots anchoring Tech's defense.

This season, he has added four more double-doubles, ranks No. 15 in the nation in blocked shots and No. 2 in the ACC at a rate of 2.81 per game), and ranks eighth in the ACC in rebound average (7.80). In ACC games, he has averaged 11.3 points, 7.8 rebounds while hitting 56.9 percent of his shots from the floor.

## Pre-Season Storylines

• **Rise above** - The Yellow Jackets finished last season

10th in the ACC after being projected to finish no higher than 13th in the preseason. It was Tech's highest finish since tying for ninth in 2013. Tech also outperformed projections in 2016-17, finishing 11th after being picked to finish 14th in Josh Pastner's first season. The Jackets were projected to finish 12th this season in the official preseason poll of ACC media.



# TECH NOTEBOOK

## Media Guidelines

Georgia Tech's practices are closed to the public and the media, but coaches and student-athletes are made available prior to each game before one of the team's practices. Notices will be distributed weekly to confirm the schedule.

TV stations will be allowed to shoot B-roll of practice on occasion.

Media are asked to notify Mike Stamus *the day before* of their need to attend and to make specific student-athlete requests.

Interview requests with student-athletes that need to be conducted at other times must be arranged through the Georgia Tech communications office at least 24 hours in advance. These interviews will be conducted at a time and place convenient to the student-athletes' availability and class schedule.

Media are asked not to contact student-athletes directly either by phone, e-mail, text or social media. They are instructed not to respond. Every effort will be made to make them available.

## Interviewing Coach Pastner

Media wishing to speak with Coach Pastner at times other than scheduled media availabilities must notify Mike Stamus in the communications office in advance to make or confirm arrangements. He also is available each Monday on the ACC Teleconference (10:50 a.m.) beginning January 6.

## Post-Game Protocol

Each head coach will hold a post-game press conference in the designated interview room (Shah Media Room at McCamish Pavilion).

Student-athletes requested by the media will be brought to the interview room following the coaches press conferences, when the team is at home, outside the team's locker room when the team is on the road.

## Josh Pastner Radio Show

Head coach Josh Pastner's weekly radio show airs each Monday from 7-8 p.m. on "680 the Fan" and 93.7 FM, beginning in December.

## ACC Coaches Weekly Teleconference

The 15 ACC head basketball coaches will be featured on nine Monday teleconferences during the 2019-20 season, beginning on January 6, and continuing through March 2. Each coach will have 10 minutes to make an opening statement and answer questions. There will be an instant replay of each teleconference on the Conference's internet site TheACC.com each Monday afternoon.

**Coach Josh Pastner's regular time will be 10:50 a.m.** Coaches whose teams play on Monday in January and February are not required to participate in that day's call. Coaches who do not have a Monday game - Georgia Tech is one - will be on every Monday at the same time. The teleconference schedule for each Monday will differ for the other head coaches, depending on what teams play that Monday night.

Contact Andy Fledderjohann at the ACC media relations office (afledder@theacc.org) for the call-in number and for questions on the schedule.

• **Core group returns** - Georgia Tech returned all five players who started its final two games of the season, and eight players who started a total of 123 games.

• **Firepower returning** - Tech returned its top three scorers from the 2018-19 season - Jose Alvarado, James Banks III and Michael Devoe - who accounted for 48.4 percent of its points, 41.6 percent of its rebounds and 47.2 percent of its minutes. Altogether, Tech returned eight of its top 11 players, who combined for 73.2 percent of its points, 66.4 percent of its points and 73.7 percent of its minutes. Those eight players combined to start 123 games.

• **Get old and stay old** - Tech's core eight returning players include two seniors, three juniors and three sophomores.

• **Reinforcements** - Tech added two high-level transfers in 6-7 forward Jordan Usher from Southern California and 5-11 guard Bubba Parham from VMI, both of whom hail from the Atlanta area and were successful with their former schools. Usher, a former 4-star high school prospect, averaged more than eight points a game last year at USC, while Parham, an All-Southern Conference selection, led the SoCon in scoring at 21.4 points per game. Parham was granted immediate eligibility by the NCAA. Usher, who enrolled at Tech last January, becomes eligible for the Jackets' Dec. 18 game against Ball State. The Jackets also signed an all-state high school guard from South Carolina in 6-5 Asanti Price.

• **Beefing up** - With a more veteran team in 2019-20, Tech made an effort to strengthen its non-conference schedule, beginning a two-game series with Kentucky and finishing another two-game set with Arkansas, while accepting an invitation to play in the Diamond Head Classic, in which the Jackets faced a 2019 NCAA Tournament team in Houston. Tech also played its annual meeting against Georgia and the Big Ten/ACC matchup against Nebraska.

• **First time** - Georgia Tech's roster is composed entirely of student-athletes recruited by head coach Josh Pastner and his staff for the first time in Pastner's tenure.

• **Peachy** - All four of the transfers on Georgia Tech's roster are from the Atlanta metropolitan area and went to high school here - James Banks III (Decatur/Mount Vernon Presbyterian School), Bubba Parham (Snellville/Brookwood HS), Shembari Phillips (Atlanta/Wheeler HS) and Jordan Usher (Canton/Wheeler HS).

• **105th season** - Georgia Tech is playing its 105th season of basketball in 2019-20 and has an all-time record of 1,364-1,254 (22 wins and one loss were vacated by the NCAA Committee on Infractions).

• **55** - Total years of full-time experience on Division I staffs for Tech's coaching staff.

## Building Depth

The upward progress of Georgia Tech's program is evident in the development of its last two classes, each of whom has played significant minutes and made significant contributions on the ACC level. Though not highly-rated in terms of rankings, the players have a wide range of skills and are developing into consistent conference-level performers for the next couple of years.

a. The 2017-18 class of Jose Alvarado, Evan Cole and Moses Wright combined to start 54 games last season, contributing 20.7 points, 8.7 rebounds and 57.5 minutes per game.

b. The 2018-19 class of Michael Devoe, Khalid Moore and Kristian Sjolund combined to start 37 games last season, contributing 15.7 points, 5.4 rebounds and 54.4 minutes.

c. James Banks III, who transferred from Texas, took just 23 games to eclipse his two-year totals at Texas, averaging 10.5 points and 7.7 rebounds and leading the ACC in blocked shots (2.52 per game).

## Five-Star Player Development

Notable player development successes over the past

## Offense/Defense Under Pastner

Source: KenPom.com. Nat'l rank in parentheses.

Year	Pace	Off. Eff.	Def. Eff.
2019-20	69.5 (116)	101.3 (199)	92.2 (28)
2018-19	66.8 (225)	101.7 (228)	96.5 (43)
2017-18	66.1 (227)	103.6 (197)	98.7 (61)
2016-17	68.2 (179)	100.0 (259)	91.0 (6)

three seasons include Josh Okogie, Ben Lammers, Tadic Jackson, Abdoulaye Gueye, James Banks III and Moses Wright, who maximized their skill sets and their production under the current coaching staff.

Okogie went from being ranked 11th in the state as a HS senior to a first-round NBA draft pick. In the last two seasons, Gueye, a 6-9 forward, developed from a project player into an ACC-level contributor. Banks, a 6-9 center, exceeded his two-year totals at Texas in just 23 games and led the ACC in blocked shots. Graduate transfer Brandon Alston had similar statistical numbers at the ACC level as he compiled in two seasons at Lehigh. Wright blossomed at the end of the 2018-19 season and averaged more than 15 points and six rebounds, tripling his season scoring average and doubling his rebound norm.

## Jackets' Newcomer Class

• **David Didenko**, a 6-9, 232-pound forward originally from Yakutsk, Russia, attended Boca Raton Community High School before enrolling at Palm Beach State, a junior college in Boca Raton, for the 2018-19 academic year. A full academic qualifier in high school, Didenko enrolled at Tech in the summer and has three years of eligibility with the Yellow Jackets. Didenko moved to the United States in 2010, at the age of 11. Prior to his enrollment at Boca Raton, Didenko attended Northeast High School as a junior, and Montverde Academy for his ninth- and 10th-grade years.

• **Bubba Parham**, a 5-10 transfer from VMI, received NCAA approval waiving his required year of residency on Sept. 11 and has two seasons of eligibility at Georgia Tech. A native of Snellville, Ga., Parham attended Brookwood High School, transferred to Tech in June after two standout seasons at VMI in Lexington, Va., where he earned second-team All-South Conference honors in 2018-19 and was named the conference's Freshman of the Year in 2017-18. Last season, Parham led the Southern Conference with 21.4 points per game, scoring 30 points or more nine times.

• **Asanti Price**, a 6-5, 177-pound guard from Columbia, S.C., and W.J. Keenan High School, signed with Tech in the spring. Rated a three-star prospect and ranked No. 74 among shooting guards nationally in the 247Sports composite rankings, Price led W.J. Keenan High school with 17.9 points per game and was considered one of the top shooters in the area during the 2018-19 season.

• **Jordan Usher**, a 6-7, 225-pound forward, transferred from Southern California and enrolled at Tech last January after playing a season and a half for the Trojans. A former 4-star prospect from Canton, Ga., Usher played in all 36 games with two starts for the Trojans as a freshman in 2017-18, averaging 4.8 points and 2.0 rebounds per game while connecting on 40.9 percent of his three-point field goal attempts. In 2018-19, Usher played in 12 games and made two starts, averaging 8.6 points and 3.7 rebounds.

## Wire-to-Wire

Though he has expanded his bench to reflect the growing level of talent within the program, head coach Josh Pastner remains committed to a tight playing rotation, reminiscent of the way Bobby Cremins coached the Yellow Jackets over his 19 seasons.

This season, Tech's reserves have played 27.9 percent

# TECH NOTEBOOK

## McCamish Pavilion 411

**Name:** McCamish Pavilion (mc-CAME-ish), named for Atlanta insurance executive Hank McCamish who gave the lead gift for the facility

**Capacity:** approximately 8,600 (6935 court level, 1665 balcony level)

**Cost:** \$50 million

**Contractor:** Whiting-Turner

**Architect:** Populous

**Cremens Court:** the court remains named for the former Tech head coach

**Alexander Courtyard:** located at the Fowler Street entrance, honors the former Tech director of athletics and the history of the former Tech home arena named for him

**Grand entrance:** 10th and Fowler Streets, foyer includes graphic representations of retired jerseys and Tech's two Final Four appearances

**Other entrances:** West entrance off Fowler Street (students and media), East entrance from main arena parking (for club patrons)

**Features:** center-hung scoreboard and video boards, mezzanine fascia ribbon boards, theatrical lighting, primarily chairback seating, club area

## Facts and Dates

- 2,500 cubic yards of concrete removed
- 3,000 cubic yards of concrete installed
- 500 tons of new steel installed
- Over 1 mile of new railing installed
- 20,000 gallons of paint used
- 2,000 feet of new mechanical piping
- 2,500 feet of new ductwork
- \$4M in new audio-visual and scoreboards
- 50 TV's throughout the concourse and Callaway Club
- Farthest distance material has traveled to get on site: 4,835 miles
- Shortest distance material has traveled to get on site: 1 mile
- Number of Tech alumni involved in the project: over 100
- Number of days construction took: 520
- Number of 1950's old style Coke bottles found while installing the underground foundations: 11
- Number of new staircases: 13
- Number of new sports lights for the competition floor: Over 300
- 270-degree court view from concourse

**Groundbreaking:** May 5, 2011

**Opening:** October, 2012

**First public event:** Oct. 21, 2012 - Jacket Jam (men's and women's scrimmages)

**First men's game:** Nov. 9, 2012 vs. Tulane

**Head coaches:** Brian Gregory of Georgia Tech, Ed Conroy of Tulane

**Officiating crew:** Karl Hess, Gary Maxwell, Raymond Styons

**TV announce crew:** Tom Werme, Cory Alexander (ACC Network)

**First Tech points:** Marcus Georges-Hunt (2 FT, 18:13, 1st half)

**First basket:** Tulane's Josh Davis (18:44, 1st half)

**Attendance:** 8,600 (sellout)

**First women's game:** Nov. 11, 2012 vs. Tennessee

*Tech played 55 seasons in Alexander Memorial Coliseum, compiling a record of 556-194 (.741). Miami was the last team to play Tech there, a game Tech won, and was the first ACC team to play in McCamish Pavilion, which Miami won. For the 2011-12 season, Tech played its home games at Philips Arena and the Arena at Gwinnett.*

of the minutes (No. 249 in the nation), up from the 23.6 percent they played during ACC games last season.

Michael Devoe (35.43) ranks No. 4 in the ACC in most average minutes played this season, and ranked No. 57 nationally in percentage of minutes used (87.7 pct., KenPom.com) before missing the last two games.

Jose Alvarado averaged 36.2 minutes in ACC games last season and played 35 or more minutes 18 times. This season, he missed seven full games and most of a eighth with an ankle injury, but has averaged 34.4 minutes since his return.

Last season, Alvarado and Devoe both ranked among the ACC's top 10 and combined for eight 40-minute games. Alvarado has posted 13 40-minute games in his career.

Tech players had 20 complete games combined in 2017-18, and had at least one player play the full 40 in 12 of 19 ACC games (regular season plus tournament).

*NOTE: Between the Cremens era and the arrival of Pastner, only one Georgia Tech player played every minute of a game, regulation or overtime, and that was Marcus Georges-Hunt on Feb. 20, 2016, in a win over Notre Dame at home. In the final 15 seasons of Cremens' tenure (1985-86 through 1999-2000), a total of 196 players logged a 40-minute game.*

## Tech 4-0 in Summer Tour of Spain

Georgia Tech went 4-0 in its seven-day August tour of Spain, winning two games each in Barcelona and Madrid against a collection of players from Spanish professional leagues.

The tour took place from August 8-16, coinciding with the break between summer and fall academic terms. The Yellow Jackets spent the first three days in Barcelona, took a high-speed train to Madrid, where they stayed three more days.

The Yellow Jackets won their four games by an average of 19.8 points, the closest game being an 87-83 win in the final contest, and averaged 93 points per game while working to play an up-tempo style.

Tech shot 55.8 percent from the floor overall, 34.5 percent from three-point range while hitting an average of 10.5 three-pointers per game.

The Jackets' top three-point shooters in the tour were Jose Alvarado (8-of-16), Shembari Phillips (6-of-12) and Michael Devoe (8-of-19).

Along with the basketball competition, the Yellow Jackets visited the professional soccer facilities of FC Barcelona and Real Madrid, and the La Sagrada Familia basilica in Barcelona among other activities.

Tech has made summer international tours twice previously, most recently to The Bahamas in 2015. The Jackets traveled to France in August of 1991.

## Winning Starts at Home

Georgia Tech and head coach Josh Pastner have made a priority of making McCamish Pavilion a real homecourt advantage for the program, and the Yellow Jackets made a good start on that by setting a program record for wins at home (17) in 2017-18, which included a 7-2 ACC record and two NIT victories.

Tech is 16-14 against ACC teams at home under Pastner, and that includes a 5-6 mark against ranked opponents.

Tech is 45-24 at McCamish Pavilion under Pastner, 88-50 since the building opened for the 2012-13 season.

## Jackets Sign Three in Early Period

Georgia Tech filled all three of its available scholarships during the early signing period, signing four-star 7-1 center **Saba Gigiberia**, three-star 6-2 guard **Tristan Maxwell** and four-star 6-9 forward **Jordan Meka**.

Gigiberia, originally from Tbilisi in the Republic of Georgia, attended Prolific Preparatory School in Napa, Calif., after a year at Findlay Prep in Las Vegas, Nev. He has represented Georgia in the FIBA U16 and U18 European Championships.

Meka, originally from Yaounde, Cameroon, has attended

Mt. Bethel Christian Academy in Marietta, Ga., since ninth grade, and has made all-state teams the last three years and is the school's all-time leading scorer, rebounder and shot-blocker.

Maxwell, the son of 13-year NBA veteran Vernon Maxwell, led class 4A in three-point shooting last season at North Mecklenburg High School in Huntersville, N.C. He is the school's all-time leading three-point shooter and is nearing the school's all-time scoring record.

## 20-Game ACC Schedule Rotation

Beginning this season, the Atlantic Coast Conference has implemented a 20-game schedule for all its teams and announced a rotation that will carry the league through the next three seasons (through the 2021-22 season).

Each team plays its two primary rivals every season both home and away (four games - Clemson and Notre Dame remain Georgia Tech's primary home-and-away opponents) and four rotating opponents both home and away (eight games). The remaining eight opponents will be single games, four at home and four on the road. The full cycle of repeat opponents will be complete following the third year.

Under the former 18-game schedule, each team played four opponents both home and away each season, four at home and four away.

In 2019-20, Georgia Tech is playing Louisville, NC State, Pittsburgh and Syracuse both home and away in addition to Clemson and Notre Dame, with Duke, Miami, Virginia and Virginia Tech visiting McCamish Pavilion.

In 2020-21, Tech's home-and-away opponents will be Clemson, Notre Dame, Duke, Florida State, Virginia and Wake Forest, with home games against Boston, North Carolina, Pittsburgh and Syracuse.

In 2021-22, the Yellow Jackets play Clemson, Notre Dame, Boston College, Miami, North Carolina and Virginia Tech both home and on the road, and will host Florida State, Louisville, NC State and Wake Forest.

## Three Tech Alumni on NBA Rosters

Since 1982, Georgia Tech has produced 19 first-round NBA draft picks and 46 draft picks overall. A total of 38 Georgia Tech alumni have played in the NBA.

Four former Georgia Tech basketball stars are currently on NBA rosters, including guard **Josh Okogie**, who was drafted 20th overall by the Minnesota Timberwolves in 2018 and is in his second season with the team.

**Thaddeus Young**, a 12-year NBA veteran, finished three full seasons with the Indiana Pacers in 2019 after playing seven seasons in Philadelphia, one in Minnesota and two in Brooklyn. He signed with the Chicago Bulls during the off-season.

**Derrick Favors** emerged as a key figure in his nine seasons with the Utah Jazz, but became a free agent after the 2018-19 season and signed with the New Orleans Pelicans.

**Iman Shumpert**, an eight-year NBA veteran who went in the first round of the NBA draft to New York in 2011, signed with his fifth team, the Brooklyn Nets, last month, but was released on Dec. 11.

## Arts and Letters

Beginning with Moe Miller and Lance Storrs in the summer of 2011, every four-year senior in the Georgia Tech program has graduated, with the exception of the Yellow Jackets' 2018 two seniors, who are both expected to return and complete their degrees this summer after a year of pro ball overseas.

Graduate student Brandon Alston (economics), fifth-year senior Abdoulaye Gueye (business administration) and fourth-year junior Sylvester Ogbonda (business administration) all will complete their course work this semester and receive their degrees in May.

Georges-Hunt and Jackson made the Academic All-ACC team twice, and the Yellow Jackets have had at least one player named to that team since it was instituted for the 2010-11



# TECH NOTEBOOK

## Tech Alumni in the NBA

Player	Team
Derrick Favors	New Orleans Pelicans
Josh Okogie	Minnesota Timberwolves
Iman Shumpert	Brooklyn Nets (released on Dec. 11)
Thaddeus Young	Chicago Bulls

## Tech Alumni Elsewhere

Brandon Alston	N.A. Arizona (G League) / Moncton Magic (Canada)
Alade Aminu	Polski Cukier Torun (Poland)
Tony Akins	KCC Egis (South Korea)
Will Bynum	Bivouac/Big 3 (USA)
Lewis Clinch	Grindavik (Iceland)
Demarco Cox	Quimper (France)
Mouhammad Faye	Crvena Zvezda (Serbia)
Marcus Georges-Hunt	Guangzhou (China)
Dion Glover	Bivouac/Big 3 (USA)
Trae Golden	Bahcesehir Koleji Istanbul (Turkey)
Abdoulaye Gueye	Final Spor Gencilik Bursa (Turkey)
Josh Heath	Leuven Bears (Belgium)
Kammee Holsey	BK Nova Hut Ostrava (Turkey)
Jarrett Jack	Sioux Falls Skyforce (G League)
Tadic Jackson	Sentjur (Slovenia)
Ben Lammers	RETAbet BB (Spain)
Gani Lawal	Al-Muharraq (Bahrain)
Stephon Marbury	Beijing Fly Dragons (China)
Anthony McHenry	Shinshu BW (Japan)
Daniel Miller	Sendai 89ers (Japan)
Charles Mitchell	Bank of Taiwan (Taiwan)
Anthony Morrow	Bivouac/Big3 (USA)
Zachery Peacock	JL Bourg (France)
Glen Rice, Jr.	Al Fateh Al Hasa (Saudi Arabia)
Robert Sampson	Grand Rapids (G League)
Avi Schafer	Shiga L-Stars (Japan)
Adam Smith	PAOK (Greece)
Jeremis Smith	Biqua (Uruguay)
Quinton Stephens	Leyma Basquet Coruna (Spain)
James White	Ural Ekaterinburg (Russia)

## Former Tech Players in Coaching

Player (at Tech)	Current Position
Kenny Anderson (1989-91)	*Fisk University
Ty Anderson (2006-09)	*Holy Spirit Prep
Rod Balaris (1990-94)	#Notre Dame
Anthony Byrd (1981-84)	*Knightsdale (N.C.) HS
Saun Fein (1999-2001)	#Brooklyn Nets
Dion Glover (1997-98)	#Grand Rapids (NBA G-League)
Pierre Jordan (2011-13)	#Tennessee State
Maurice Miller (2007-11)	*Arlington HS (Memphis)
Winston Neal (1999-01)	*Columbia State (Tenn.)
Mark Price (1982-86)	Denver Nuggets
Fred Vinson (1992-94)	#New Orleans Pelicans
Mfon Udofia (2009-13)	#College Park (NBA G-League)

## Former Tech Coaches in Coaching

Coach (at Tech)	Current Position
Amir Abdur-Rahim (2011-12)	*Kennesaw State
Perry Clark (1982-88)	#South Carolina
Sherman Dillard (1988-94)	#Iowa
Chad Dollar (2011-16)	#Georgia
Bruce Evans (2012-16)	#North Florida
Brian Gregory (2011-16)	*South Florida
Tavaras Hardy (2016-18)	*Loyola-Maryland
Tom Herrion (2014-16)	#South Florida
Chris Kreider (2007-09)	#Georgia State
Robert McCullum (2010-11)	*Florida A&M
Mamadou N'Diaye (2014-16)	#San Francisco
Billy Schmidt (2011-14)	+OKC Thunder
Cliff Warren (2000-05)	#Georgia State
Charlton Young (2005-09)	#Florida State

\*head coach; #assistant coach; +other staff

season.

Tech's men's basketball team has recorded the highest Academic Progress Report scores the last five years since the NCAA began tracking academic performance in 2004-05. The Jackets scored a perfect team single year APR score of 1000 three straight years from 2011-13.

### Basketball graduates

2012 - Derek Craig, Nick Foreman
2013 - Mfon Udofia, Pierre Jordan (Master's), Brandon Reed
2014 - Kammee Holsey, Daniel Miller, Jason Morris
2015 - Robert Sampson
2016 - Marcus George-Hunt, Travis Jorgenson
2017 - Josh Heath, Corey Heyward, Kellen McCormick (Master's), Jordan Price (Master's), Rand Rowland, Quinton Stephens
2018 - Tadic Jackson, Ben Lammers (has one course to complete)
2019 - Abdoulaye Gueye, Sylvester Ogbonda, Brandon Alston (Master's)

### Welcome to The Hank

Georgia Tech is playing its seventh season in McCamish Pavilion, which was essentially brand new when it opened for the 2012-13 season. The only physical elements of McCamish Pavilion that remain from the venerable Alexander Memorial Coliseum are the roof and the 32 steel ribs that support it.

The capacity of McCamish Pavilion is 8,600, including 1,665 seats in the new balcony level and 6,935 seats in the lower seating bowl. There are no suites, but there is a club area that seats 500. Alexander Memorial Coliseum seated 9,191 spectators in its final configuration.

The most impressive features of McCamish Pavilion are its grand entrance, which fronts 10th and Fowler Streets, the ability for patrons to view the court from the main concourse all the way around, and the theatrical lighting system, which concentrates light on the court while leaving the seating areas dark, modeled after the Staples Center in Los Angeles and Madison Square Garden in New York.

Tech played 55 seasons in Alexander Memorial Coliseum, compiling a record of 556-194 (.741). Miami was the last team to play Tech in Alexander Memorial Coliseum, a game Tech won, and was the first ACC team to play in McCamish Pavilion on Jan. 5, which Miami won. For the 2011-12 season, Tech played its home games at Philips Arena and the Arena at Gwinnett.

### Tech's NCAA Tournament History

Georgia Tech has played in the NCAA Tournament 16 times in its history. Fifteen of those appearances have occurred from 1985 to the present, 10 under head coach Bobby Cremins and five under Paul Hewitt.

Tech has a record of 23-16 in NCAA Tournament play, highlighted by its 2004 trip to the NCAA title game as well as a Final Four berth in 1990. The Yellow Jackets have reached the NCAA Sweet 16 seven times (1960, 1985, 1986, 1990, 1992, 1996, 2004).

The 2004 and 2005 appearances were Tech's' first back-to-back appearances since Bobby Cremins led the Institute to the Big Dance nine straight years from 1985-93.

Georgia Tech has won at least one game in 11 of its 16 NCAA Tournament appearances.

## Career Games With ...

Double-Figure Points	2019-20	Career
Jose Alvarado	7	43
James Banks III	13	29
Evan Cole	1	5
Michael Devoe	14	29
Khalid Moore	2	5
Bubba Parham	5	+58
Shembari Phillips	0	#16
Kristian Sjolund	-	1
Jordan Usher	4	*14
Moses Wright	16	24

+includes 53 at VMI; #includes 14 at Tenn; \*includes 10 at USC

20-plus Points	2019-20	Career
Jose Alvarado	3	13
James Banks III	0	3
Michael Devoe	7	9
Bubba Parham	0	24
Shembari Phillips	0	#1
Jordan Usher	0	*2
Moses Wright	1	2

#includes 1 at Tennessee

30-plus Points	2019-20	Career
Michael Devoe	1	1
Bubba Parham	0	9

10-plus Rebounds	2019-20	Career
Jose Alvarado	1	1
James Banks III	4	14
Evan Cole	-	1
Asanti Price	1	1
Moses Wright	6	7

Double-Doubles	2019-20	Career
Jose Alvarado	1	1
James Banks III	4	11
Evan Cole	-	1
Moses Wright	6	6

## Tech in ACC Rankings

All Games	Player	#	Rank
Scoring average	Michael Devoe	16.16	6
Rebound average	James Banks III	7.57	8
	Moses Wright	7.19	12
Field goal pct.	Moses Wright	.545	2
	Michael Devoe	.460	7
3-pt FG per game	Michael Devoe	1.84	14
Blocked shots	James Banks	2.81	2
	Moses Wright	1.10	12
Off. rebounds	James Banks	2.90	5
Def. rebounds	Moses Wright	5.67	6
Minutes Played	Michael Devoe	35.43	4

ACC Games Only	Player	#	Rank
Scoring average	Jose Alvarado	13.67	13
	Michael Devoe	13.56	18
Rebound average	James Banks III	7.80	t8
	Moses Wright	7.10	t16
Field goal pct.	Moses Wright	.504	6
3-pt FG per game	Jose Alvarado	1.88	15
Assists	Jose Alvarado	5.33	5
Assist/TO ratio	Jose Alvarado	1.60	12
Blocked shots	James Banks	2.40	2
Steals	Jose Alvarado	2.67	1
Off. rebounds	James Banks	3.20	3
Def. rebounds	Moses Wright	5.60	9
Minutes Played	Michael Devoe	35.54	10
	Jose Alvarado	35.04	14

## BIO UPDATES

## Head Coach Josh Pastner • 4th season

After guiding Memphis to five post-season berths in seven seasons as the Tigers' head coach, Josh Pastner became Georgia Tech's 14th head basketball coach on April 8, 2016.

Implementing a high-energy style of play and creative offensive and defensive schemes, and building the Jackets' talent base for the future, Pastner has tirelessly promoted the program on campus and throughout the city of Atlanta in an effort to re-create the major homecourt atmosphere that surrounded the Yellow Jackets throughout the 1980s, 1990s and into the middle of the 2000s. The result has been numerous wins, high excitement and 12 sellouts in three seasons at McCamish Pavilion.

Two of his players - guard Josh Okogie and Ben Lammers - have earned All-Atlantic Coast Conference honors before moving on to the professional ranks. Okogie, in particular, developed from an under-the-radar high school prospect into a highly-regarded NBA rookie, having been selected 20th in the 2018 NBA Draft.

In his first season at the helm, his Yellow Jacket team defied all pre-season expectations by reaching the post-season and advancing to the finals of the National Invitation Tournament. Tech earned victories over No. 9 North Carolina, No. 6 Florida State and No. 14 Notre Dame (later vacated by the NCAA Committee on Infractions), who all finished among the top four in the ACC regular season. He was named Coach of the Year in the ACC and in NABC District 2.

Two of his players earned all-Atlantic Coast Conference honors; junior center Ben Lammers was named second-team All-ACC and ACC Defensive Player of the Year, while freshman guard Josh Okogie was named to the ACC All-Freshman team.

Though hampered by several significant injuries and other issues in 2017-18, Tech still was able to knock off a pair of top-25 teams while Lammers and Okogie again earned conference honors, and Okogie developed into an NBA first-round draft choice. In 2018-19, the Yellow jackets picked up three significant road wins - at Arkansas, Syracuse and NC State, each of whom made post-season play - and center James Banks III was named to the ACC's All-Defensive team.

Pastner, 43, compiled a 167-73 record over seven seasons as the head coach at Memphis, where the Tigers earned bids to the NCAA Tournament four times. He tied for the 10th most wins for a head coach in his first seven seasons in Division I basketball history, and was the second winningest active coach under the age of 40 in NCAA Division I at the time.

Despite his young age, Pastner has been involved in basketball at the Division I level for 21 years, as a player and an assistant coach at Arizona, and as an assistant coach and the head coach at Memphis. He has been a part of teams that have won 524 games, played in 17 NCAA Tournaments and 19 total post-season events. Teams he has been involved with have won 12 conference tournament or regular-season championships, advanced to seven Sweet Sixteens, five Elite Eights, two Final Fours and two NCAA championship games.

As an NCAA head or assistant coach and an AAU head coach, he has coached nearly 25 NBA draft selections.

Pastner's Memphis teams averaged 23.9 wins per season and compiled a conference regular-season record of 82-36, including a conference winning streak of 28 games. The Tigers went 11-4 in Conference USA and American Athletic Conference tournaments, including three championships.

He guided Memphis to five post-season berths, the NIT in 2010 and the NCAA Tournament in 2011, 2012, 2013 and 2014. Pastner twice won Conference USA Coach of the Year honors (2010, 2013) by various organizations and news media.

Pastner was born in Glen Dale, W.Va., and grew up in Kingwood, Texas. He earned his bachelor's degree in family studies in December of 1998, in just two and a half years, from Arizona and his master's degree in teaching and teacher education from Arizona in December of 1999, all while lettering four years in basketball under head coach Lute Olson.

He married the former Kerri Lamas of Sierra Vista, Ariz., in 2009. He has a stepson (Ethan) and three daughters, Payten, Kamryn and Harper.

## Pastner as a Head Coach

Season	School	Overall	Conference	Postseason
2009-10	Memphis	24-10	13-3/2nd	NIT second round
2010-11	Memphis	25-10	10-6/4th	NCAA Tournament
2011-12	Memphis	26-9	13-3/1st	NCAA Tournament
2012-13	Memphis	31-5	16-0/1st	NCAA Tournament, round of 32
2013-14	Memphis	24-10	12-6/1-3rd	NCAA Tournament, round of 32
2014-15	Memphis	18-14	10-8/5th	
2015-16	Memphis	19-15	8-10/7th	
<b>at Memphis</b>	<b>7 years</b>	<b>167-73</b>	<b>82-36</b>	
2016-17	Georgia Tech	! 21-16	! 8-10/11th	NIT finals!
2017-18	Georgia Tech	! 13-19	6-12/13th	
2018-19	Georgia Tech	14-18	6-12/10th	
2019-20	Georgia Tech	10-11	4-6	
<b>at Ga. Tech</b>	<b>4th year</b>	<b>! 58-64</b>	<b>! 24-40</b>	
<b>Career</b>	<b>11th year</b>	<b>! 225-137</b>	<b>! 106-76</b>	

! On-court record (22 wins and one loss from 2016-17 and 2017-18 seasons, as well as Tech's NIT appearance, vacated by the NCAA Committee on Infractions)

## Pastner Resume

- Head coach, Georgia Tech (2016-present)
- Head coach, Memphis (2009-16) - 4 NCAA Tournaments, 1 NIT, 4 Conference USA titles
- Assistant coach under John Calipari, Memphis (2008-09) - NCAA Sweet 16, C-USA champions
- Assistant coach under Lute Olson, Arizona (2002-08) - 6 NCAA Tournaments, 2 Pac-10 titles
- Basketball staff assistant under Lute Olson, Arizona (2000-02) - Pac-10 champions in 2002
- Played collegiately for Lute Olson, Arizona (1996-2000) - 4 NCAA Tournaments, 1997 National Champions, 2 Pac-10 titles

## Also on the Bench

## ERIC REVENO

## Associate Head Coach • 4th year at Tech

Eric Reveno, who served 10 years as the head coach at the University of Portland, joined Josh Pastner's men's basketball staff in May, 2016. He was promoted to associate head coach on Nov. 1, 2019.

The former post player oversaw one of the Yellow Jackets' great successes in 2016-17 in the development of 6-10 center Ben Lammers, who became a second-team All-ACC performer and the conference's Defensive Player of the Year. He also helped develop another former reserve forward, Abdoulaye Gueye, into a significant contributor for the Yellow Jackets in his final two seasons, and helped transfer James Banks III develop into one of the ACC's top defensive players in 2018-19, making the ACC's All-Defensive team.

Reveno's penchant for analytics has led to partnering the Jackets with advance technology systems to help the team's performance, such as the Noah shot-tracking system which was installed in both the Zelnak Practice Facility and the main floor at McCamish Pavilion. In addition to recruiting and on-court coaching, Reveno also handles budget management and game scheduling for the program.

Reveno and his wife, Amanda, have two children: Katie (16) and Andrew (13).

## JULIAN SWARTZ

## Assistant Coach • 4th year at Tech

A 16-year coaching veteran, including 10 years on the NCAA Division I level, Julian Swartz was named an assistant coach on Josh Pastner's staff in August of 2018.

Swartz, 39, is responsible for on-court development of Tech players and focuses his efforts on the Yellow Jackets' defensive schemes as well as handle recruiting responsibilities. He helped guide Tech's defense to a national ranking of No. 37 in efficiency in 2018-19, according to KenPom.com, and the Yellow Jackets also ranked among the top 15 in effective field goal percentage and three-point defense.

One of two members of head coach Pastner's staff at Memphis to follow him to Georgia Tech, Swartz came to The Flats in May, 2016, after four years with Pastner at Memphis, where he served stints as assistant director of operations, director of player development and interim assistant coach. He served his first two years at Tech as director of recruiting and compliance, which included serving as the staff liaison with compliance, coordinating on-campus recruiting operations and summer camps.

## ANTHONY WILKINS

## Assistant Coach • 2nd year at Tech

Anthony Wilkins, an Atlanta native who spent the past five seasons on the coaching staff at Tulane University, joined Georgia Tech's basketball staff in June of 2018.

Wilkins, 39, served as an assistant coach for four seasons at Tulane under two head coaches -- Ed Conroy and Mike Dunleavy - after serving as director of basketball operations during his first year with the Green Wave. At Tulane, Wilkins handled game strategy and scout prep responsibilities along with player development and recruiting duties. He also had six years of professional playing experience prior to entering the coaching world.

Focusing his on-court efforts with Tech's offense, the Yellow Jackets made significant strides toward the end of his first season on The Flats, and he is credited with the development of sophomore forward Moses Wright, who averaged more than 15 points and shot 62 percent from the floor over his last five games.

Born in Atlanta, Wilkins lived in the city for much of his childhood and attended Therrell High School for two years before finishing his high school studies at Glenville High School in Cleveland, Ohio.

## BIO UPDATES (see game-by-game stats and career highs in stat pack)

### 10 • Jose Alvarado • G • 6-0 • 179 • Jr.

- Tough, determined, high-motor point guard who has been an ironman for the Yellow Jackets when healthy
- Missed seven of eight games after season opener at NC State with right ankle injury, but returned for the Diamond Head Classic and has started every game since (33.3 mpg)
- Has averaged 13.3 points, 4.4 assists and 2.2 steals in that stretch, and has hit 32.2 percent of his three-point tries (19-of-59)
- Scored a season-high 26 in the Jackets' win over NC State on Jan. 25, coming up with a Tech-record nine steals, including thefts on each of the Wolfpack's final two possessions to preserve the victory
- His nine steals broke the Tech record of eight set by Kenny Anderson, another Brooklyn product, against Duke on Jan. 30, 1991. The ACC record is 11, and only three ACC players have ever recorded more than nine steals in a game.
- Averaged 15.9 points over Tech's last seven games, beginning with a 25-point performance at North Carolina in which he hit 8-of-12 shots from the floor and 4-of-6 from distance
- Hit career high for assists three times in last seven games (8 vs. Duke, 8 vs. BC and 9 vs. Notre Dame)
- No. 5 in the ACC in assists (5.33 apg) and No. 10 in assist/turnover ratio (1.60) in conference games only ... 2.67 steals per ACC game leads the conference
- Has become Tech's top scorer in ACC games at 14.7 points per game, hitting 45.2 percent from the floor, 33.3 percent from three-point range and 75 percent from the foul line ... For the season, averaging 12.5 points and career-high 4.5 assists in 33.2 minutes per game
- Opened this season by scoring 10 points with seven assists and three turnovers at NC State ... Missed all or part of next eight games (played 17:53 at Georgia)
- Has 43 career double-figure scoring games (16 as a freshman, 20 as a sophomore) ... Has topped 20 points 14 times
- Has started all but one game he has been available to play in his career ... Returned from a season-ending injury as a freshman to lead the team in scoring, assists and steals as a sophomore (missed last eight games as a freshman due to broken elbow)
- Led Tech in scoring (12.5 ppg), assists (3.4 pg) and steals (1.8 pg) in 2018-19 ... Averaged team-high 12.5 ppg, 3.9 rpg, 3.6 apg, 1.8 steals in ACC games
- Last six regular-season games of 2018-19, averaged 18.3 points, leading the Jackets in five of those games ... Converted 37-of-75 field goals (49.3 pct.), 12-of-30 from three-point range (40 pct.), 24-of-32 from the free throw line (75 pct.), adding 29 rebounds, 24 assists and 12 steals
- Has 13 complete games (40 minutes) in his career

### 1 • James Banks III • C • 6-10 • 250 • Sr.

- One of the nation's top rim protectors on one of the nation's best defensive teams, made the ACC's All-Defensive team in 2019
- Four double-doubles this season, scoring 20 points with 13 rebounds and five blocked shots at NC State, 20 points and 14 boards vs. Arkansas, 12 points with 10 boards and eight blocks vs. Bethune-Cookman, 14 points and a career-high 15 boards with seven blocks vs. Duke
- No. 2 in the ACC and No. 14 in the nation in blocked shots (2.75 per game)
- Ranks No. 8 in ACC in rebound average (7.57 rpg) in all games and in ACC games only (7.80)
- Tech's No. 4 scorer currently at 10.3 ppg, finished last season second on the team
- In ACC games, averaging 11.8 points, 7.8 rebounds, and hitting 56.8 percent of his shots from the floor
- Has shot 67.4 percent from the foul line in team-high 89 attempts; 80.8 percent in ACC games (21-of-26) ... Knocked down a pair of FT with two seconds remaining in OT for winning points at NC State on Nov. 5
- Imposing physical presence in the middle ... Has a wingspan of 7 feet, 5.35 inches and a standing reach of 9 feet, 3.5 inches
- Transferred from Texas prior to the 2018-19 season and was granted immediate eligibility by the NCAA on Nov. 13, enabling him to join the Jackets on the court for their game at Tennessee ... Moved into the starting lineup in game 6 against St. John's (started 25 games)
- Ranked 11th nationally in blocked shots (2.52 per game) last season, led the ACC in all games and in conference games only (2.56) ... 31 blocks in his last 10 games, more than a third of his season total
- Received the most extensive playing time of his career (30.3 minutes per game, 32.8 mpg vs. ACC)

### 3 • Evan Cole • F • 6-10 • 226 • Jr.

- Versatile frontcourt player who made the starting lineup to begin last season, but injuries and illness relegated him to a reserve role ... Worked all summer and preseason to be the Jackets' No. 2 post player behind James Banks
- Averaged 12.7 minutes this season (11.6 in ACC games), averaging 4.6 points and 3.4 rebounds per game while hitting 47.4 percent of his shots from the floor
- Started two games against Bethune-Cookman and Nebraska (8 pts, 6 reb)
- Came off the bench to score 11 points in Tech's Jan. 25 win over NC State, his first double-digit game since Jan. 2, 2019 and first in an ACC game since his freshman year ... Followed with a 10-rebound game against Morehouse, his first double-digit rebound game since his freshman year
- Big part of Tech's Jan. 4 win at North Carolina, scoring nine points on 4-of-7 shooting with two assists and no turnovers in 16:17 ... Six points, four rebounds vs. Virginia
- Also had nine points and nine boards vs. Elon, eight points and nine boards vs. Arkansas
- Averaging 4.4 points and hit 47.1 percent of his field goal vs. ACC opponents
- Success comes from hard cutting offensively and crashing the glass at both ends of the floor
- Solid play off the bench after return from ankle injury last season - personal bests of 11 points against Kennesaw State, then 16 against USC Upstate, nine points against Wake Forest, eight at Syracuse, seven at Duke and FSU
- Started last season's first two games (14.5 mpg) before injuring an ankle in game 2 at Tennessee, causing him to miss five games ... Played well over a 12-game stretch until a run-in with the flu sidelined him for three more games ... 25-of-47 from the floor, 5.3 ppg, 3.0 rpg in 12 games in between ... Did not play in the season's final three games
- Played in 24 games as a freshman, averaging 13.8 minutes in them ... Started the last seven games ... First and only career double-double (10/10) vs. Wake Forest in final regular-season game
- Originally signed a letter-of-intent to attend UNC-Wilmington, but received a release when the Seahawks' coach, Kevin Keatts, left to become the head coach at NC State

### 0 • Michael Devoe • G • 6-5 • 193 • So.

- Left-handed combo guard with a high IQ who got off to a fast start scoring and shooting the ball in Tech's first six games, leading the ACC and sitting among the nation's top five in scoring
- Missed Tech's last two games with a bruised left foot
- Currently No. 5 in the ACC in scoring (16.2) and No. 6 in field goal percentage (46.0) ... Has hit 40.7 percent of his three-point tries, 41 percent in ACC games, does not have enough makes to qualify for conference rankings
- Went through a scoring and shooting slump prior to the Diamond Head Classic, but has averaged 14.1 points and in Tech's last 10 games, hitting 46.7 percent from the floor, 36.4 percent from three and 78.1 percent from the free throw line
- Hit 16-of-38 from three-point range in the last nine games, including 6-of-8 at Florida State, since missing all six attempts against Boise State
- No. 3 in the ACC in minutes played (35.43 mpg) and ranks No. 57 nationally in percentage of available minutes played (KenPom.com)
- Scored 20 or more points five times in Tech's first six games this season, seven times altogether ... Scored career-best 34 at Georgia with career-high nine rebounds
- Added 27 against Bethune-Cookman, including the game-winning points on a layup and free throw with seven seconds left, and followed that with 26 vs. Nebraska
- Over the next four games (Syracuse, Ball State, Kentucky, Boise State), he hit just 2-of-19 from three-point range and averaged 9.0 points
- Was Tech's third-leading scorer overall (9.7) and in ACC games (10.4 ppg) as a freshman ... Hit 43.8 percent of his three-point tries on conference play, best on the team and better than all but two of the qualifying ACC players in conference rankings (2.0 made per game minimum)
- Scored in double digits 27 times in his career, including 15 as a freshman, and has five 20+ games



# BIO UPDATES (see game-by-game stats and career highs in stat pack)

## 14 • David Didenko • F • 6-9 • 232 • So.

- Last name pronounced "duh-DEN-ko"
- Played in five games this season, scoring his first points on a three-pointer vs. Morehouse
- Native of Russia who attended Boca Raton Community School in Florida and spent the 2018-19 season at Palm Beach State College, a junior college in Boca Raton
- Excellent student and a full academic qualifier out of high school who signed a letter-of-intent to attend Tech in November, 2018 and enrolled for the summer, 2019 term
- Eligible immediately and has three seasons with the Yellow Jackets ... Excellent physical size with high basketball IQ and skills
- Born in Yakutsk, Russia, came to Brooklyn, N.Y., in August, 2010, at the age of 11, on vacation, and has remained in the United States
- Prior to his enrollment at Boca Raton Community High School, attended Northeast High School as a junior, and Montverde Academy for his ninth- and 10th grade years
- Played in 27 games, starting four, for Palm Beach State, where he averaged 3.8 points and 3.4 rebounds ... Team went 21-9
- Hit 32.7 percent of his shots from the floor, 21.7 from three-point range and 60.5 percent from the foul line
- Hit double figures three times, scoring 12 points each against Cape Fear CC, Polk State College and Florida National Univ. JV

## 12 • Khalid Moore • F • 6-7 • 203 • So.

- First name pronounced "kuh-LEED"
- Athletic and long (7-foot, 0.5-inch wingspan) forward with good scoring ability and basketball IQ
- No. 3 on the team in steals and is fourth in assists, No. 8 in scoring
- Started Tech's first nine games this season, and came off the bench in the next seven, averaging less than 10 minutes per game ... Started last two games against NC State and Morehouse, replacing injured Michael Devoe (14 total points, 5-6 FG, only 1 turnover in 38 minutes)
- Averaging 3.9 points and 2.7 rebounds for the season
- Does a lot of things that don't show up in the box score, good passer, moves well without the ball, keeps Tech offense moving, and his length and activity is an asset on defense
- Excellent sophomore debut with 11 points, four rebounds, three assists and six steals in Tech's victory at NC State ... Collected a critical offensive rebound and dish to James Banks for field goal attempt on which he was fouled for the winning points
- Two double-figure games this season, also scored 10 at Kentucky
- Played in all but one game as a freshman, starting 10 times, including the regular-season finale at NC State and the ACC Tournament game vs. Notre Dame
- Finished the season with eight points at NC State and 11 against Notre Dame, hitting 7-of-14 shots from the floor with three assists and no turnovers in 68 minutes
- Career-high 14 points (6-6 FG, 2-2 on 3s) vs. Florida A&M
- Gives Tech two New York natives on the roster ... Came from the same high school (Archbishop Molloy) as Yellow Jackets' legendary point guard Kenny Anderson, and played on the same AAU team as teammate Jose Alvarado

## 11 • Bubba Parham • G • 5-10 • 160 • Jr.

- Last name pronounced "PAR-um"
- Atlanta-area product who transferred to Georgia Tech following two standout seasons at VMI, where he made the All-Southern Conference team as a sophomore and was named SoCon Freshman of the Year
- High-volume three-point shooter who can score in a variety of ways despite his small stature
- Was granted immediate eligibility by the NCAA on Sept. 11, and has two seasons of eligibility remaining
- Started six games this season while Jose Alvarado was sidelined, averages 27.3 minutes per game ... Averaging 5.8 points and 1.8 assists per game, and is 14-of-16 at the free throw line
- Has five double-figure scoring games this season, all against power conference teams (Georgia, Arkansas, Syracuse, Kentucky, North Carolina)
- Hit his first three as a Jacket and scored five points with six boards against Elon
- Has had 10 games with zero or one turnover
- Ranked No. 18 among 2019-20 transfer class by Stadium's Jeff Goodman, who quoted a scout as saying, "He's a badass. Cat-quick combo guard who can score 40. Elite in ball screens, deep range and can really pass."
- Topped the SoCon in scoring with 21.4 points per game, and became the 41st player in VMI history to reach the 1,000-point mark with a career-high 38 points Feb. 23 at Western Carolina
- Ranked third in the SoCon with 3.63 three-point field goals per game, hitting 39.7 percent of his attempts, and had 10 games with five or more three-pointers made during the season
- Led the team in assists with 105 (3.5 per game), which ranked sixth in the SoCon
- Became the first VMI freshman to earn conference Freshman of the Year honors since 2010-11 (Big South Conference) and the first VMI SoCon FOTY since 2001-02 ... Topped the team in scoring with a 14.6 points per game average, sixth in the SoCon

## 2 • Shembari Phillips • G • 6-4 • 210 • r-Sr.

- First name pronounced "shem-BARR-ee"
- Combo guard with experience and excellent athletic ability
- Played in 12 games, with a season high of 19 minutes against Morehouse (season high seven points and five assists) ... Hit a pair of three-point field goals for six points against Ball State
- Sat out the 2017-18 season after transferring from Tennessee, and is in his final year of eligibility with Tech
- Made the starting lineup to begin last season, started six games, averaging 19.7 minutes, 4.7 points and 1.3 assists per game
- Scored 10 points against Lamar with four assists in the season opener, which turned out to be his season high
- Played in only 11 of Tech's last 18 games, but played 10 minutes at Clemson and 22 against Louisville in the absences of Brandon Alston and Jose Alvarado
- Played in nine ACC games (DNP last two regular season games)
- Hit 32.6 percent from the floor and 4-of-22 from three-point range
- Part-time starter at Tennessee (24 starts, 64 games) over two years with the Volunteers who shot 37.1 percent from three-point range and 77 percent from the free throw line ... Proved himself to be a capable scorer and established a reputation as a good defender

## 23 • Asanti Price • G • 6-5 • 177 • Fr.

- First name pronounced "uh-SONN-tee," nickname is "ASAP"
- High-level prep shooter and late-bloomer who signed with Georgia Tech in the spring of 2019
- Averaging 2.9 points and 2.1 rebounds while hitting 29.6 percent from the floor in 13 games (14.7 mpg) ... Played in six ACC games, DNP last three, however
- Went 1-for-4 in 19 minutes in his collegiate debut at NC State, but his lone field goal (a three-pointer) on Tech's first possession of overtime gave the Jackets their first lead of the game
- Scored season-high six points against Nebraska, grabbed season-high 10 rebounds against Elon
- Averaged 19 minutes off the bench over Tech's first nine games, but did not play in the Diamond Head Classic ... Played in four of eight ACC games since then
- Has tremendous athleticism and vertical leap, long range on his outside shot and excellent defensive capability, according to his high school coach
- Class 3A all-state selection for coach Zach Norris at W.J. Keenan High School, where he helped lead the Raiders to a 30-1 record and a state championship as a senior
- Led Keenan with 17.9 points per game and was considered one of the top shooters in the area during the 2018-19 season
- Rated a three-star prospect and was ranked No. 74 among shooting guards nationally in the 247Sports composite rankings

## 35 • Kristian Sjolund • F • 6-8 • 213 • So.

- Last name pronounced "SHO-lund"
- Successful and versatile high school performer with international experience ... Gained about 20 pounds since the beginning of his freshman year
- Has the ability to stretch the floor with his jump shot, has impressive shot mechanics, a smooth shooting motion and deep range on his shot ... Runs the floor well, has good athleticism, hands and footwork
- Has a 6-foot, 10.25-inch wingspan, and gained 10 pounds and two inches on his vertical jump since pre-season while doing extra work with strength coach Dan Taylor on practice days
- Sitting out this season as a redshirt
- Played in 21 games as a freshman, with his most extensive court time coming a six-game stretch before Boston College (48 points in 127 minutes) ... Did not play vs. BC, played two minutes at NC State, and scored six points in seven minutes in the ACC Tournament against Notre Dame
- Two double-figure games in that stretch, 11 points each against Virginia Tech and Florida State
- In his 13 games prior to that, scored nine total points in 62 total minutes
- Played with Norway in the 2015 FIBA U16 European Championships, averaging 18.7 points and 5.9 rebounds a game; then in 2017, he played in the U18 Nordic Championship and scored 7.2 points a game

## BIO UPDATES (see game-by-game stats and career highs in stat pack)

### 4 • Jordan Usher • G/F • 6-7 • 220 • Jr.

- Atlanta-area product who transferred to Georgia Tech from the University of Southern California prior to the start of spring semester 2019
- Became eligible Dec. 18 vs. Ball State and has started all eight games since, playing with a high motor
- Has four double-digit games, including a high of 18 against Boise State and 13 at Boston College ... Averaging 8.4 points and 3.7 rebounds per game
- Became more comfortable out in Hawai'i, averaging 12.0 points and 4.7 rebounds in three games with a season high of 18 points and seven rebounds in the Jackets' win over Boise State and 10 against Houston
- Averaged 10.8 ppg (24-43 FG), 4.8 rpg, 3.2 apg in the six games Tech has won since he became eligible
- Has hit 82.1 percent (23-of-28) from the free throw line
- Strong wing with size and the ability to get to the rim and create scoring opportunities ... His athleticism and strength make him a force both offensively and defensively
- Prior to leaving the USC team, started twice and saw action in 12 games overall last season ... Averaged a career-high 24.5 minutes per game, with 8.6 points per game and 3.7 rebounds per game ... Hit 45.2 percent of his shots from the floor, and was 8-of-28 from three-point range
- As a freshman, averaged 4.8 points and 2.0 rebounds and played in all 36 games for the Trojans ... Made his only two starts of the season in the NIT, scoring 13 points each vs. UNC Asheville and Western Kentucky
- Was the only Trojan to shoot over 40 percent from the field and three-point range and 75 percent or more from the free throw line ... His 40.9 percent shooting from three-point range tied for third all-time among USC freshmen

### 5 • Moses Wright • F • 6-9 • 230 • Jr.

- Fast developing, athletic frontcourt player who had played one year of varsity basketball in high school before signing with Tech in spring of 2017 ... Extremely good athlete who can attack the glass to score and rebound, runs the floor well and is disruptive on defense
- Has added about 25 pounds since last year
- Currently Tech's No. 2 scorer (12.7 ppg) and rebounder (7.2 rpg, 12th in ACC) who has connected on 54.5 percent of his shots from the floor (No. 2 in the ACC)
- Averaging 13.2 points in ACC games while grabbing 7.1 rebounds per game (15th ACC) and hitting 50.4 percent from the floor (6th ACC)
- Has six double-doubles this season, including three in Tech's last six games (13/10 at Florida State, 12/10 vs. Duke, 18/10 at Boston College) ... Previously: 12/12 vs. Bethune-Cookman, 13/10 at Kentucky, 19/10 vs. Houston, 13/10 at Florida State
- Made the all-tournament team at the Diamond Head Classic, averaging a team-high 17.7 points and 7.3 rebounds while hitting 63.6 percent of his shots from the floor ... Scored 18 with nine rebounds vs. Boise State, 19 and 10 vs. Houston and 16 with nine boards vs. Hawai'i ... Earned him ACC Player of the Week honors
- Has hit 27-of-39 free throws in his last 12 games after connecting on just 4-of-14 in the first nine games of the season
- Scored 18 points at Georgia (16 in second half), hitting 8-of-15 FG, with nine rebounds and two blocks
- Averaged 15.6 points and 6.2 rebounds in the last five games of 2018-19, while hitting 36-of-58 shots from the floor (62 pct.) ... Included a career-best 25 points (12-of-18 FG) with seven rebounds, three assists and two blocks vs. Notre Dame in ACC Tournament
- Grew four inches and added 40 pounds after his sophomore year in high school... Has a 6-foot, 11.25-inch wingspan
- First North Carolina native to sign with Tech since Anthony Morrow (Charlotte), who played at Tech from 2004-08 and was an eight-year NBA veteran

### 13 • Coleman Boyd • G • 6-1 • 173 • Fr.

- Non-scholarship guard who enrolled at Tech for the summer term
- Hit a three-pointer against Morehouse for his first collegiate points
- All-state point guard from Georgia private school powerhouse Mt. Bethel Christian Academy
- Four-year letterwinner and captain at Mt. Bethel, which won state Georgia Independent Christian Athletic Association (GICAA) championships in 2017 and 2019, and reached the final four in 2016 and 2019 ... Team went 97-26 in his four years
- Earned all-region and honorable mention all-state honors in 2019 by the Georgia High School Association
- Played at Mt. Bethel for his father, Cal, a longtime successful high school coach in the Atlanta area and a standout basketball player at Wake Forest following a legendary high school career at Campbell High School in Smyrna

### 34 • Niko Broadway • G • 6-3 • 195 • Fr.

- Non-scholarship guard who enrolled at Tech for the fall term
- Scored his first collegiate points on a reverse layup against Morehouse
- Comes from a Tech family ... Both parents went to Tech, and his brother, Olin, is on the football team
- Two-year starter for coach Aaron Parr who helped St. Pius X win 102 games while he was on the varsity team ... Second-team all-state and first team
- All-region as a senior, when he averaged 10.6 points, 5.4 rebounds and 2.1 assists per game, all second-best on the team
- Led St. Pius X to back-to-back runner-up finishes in the state championship in 2017 and 2018 (both at McCamish Pavilion), and three consecutive region titles in 2017, 2018 and 2019

### 45 • Shaheed Medlock • G • 6-5 • 196 • Sr.

- Non-(athletic)-scholarship player who enrolled at Tech and joined the basketball program in the summer of 2016 ... Was not on the team in 2017-18, but returned for the 2018-19 season
- Played in seven games for the Yellow Jackets over the past three years
- Enrolled at Tech on a Bill Gates Millennium Scholarship
- Earned a reputation as an outstanding defensive player in high school

### 55 • Malachi Rice • G • 6-0 • 186 • Jr.

- Left-handed point guard who played four years, lettering in three, on the varsity team at Brebeuf Jesuit Preparatory School ... Led Brebeuf to Circle City Conference championships twice
- Played in six games for the Yellow Jackets over the past two years ... Played in just one game this season, missing opportunities due to an injured ankle
- Older brother Solomon is a distance runner on the track team at Columbia University ... Twin brother Isaiah is a freshman walk-on basketball player at Vanderbilt ... His uncle, Kenneth Rice, played basketball at Alabama from 1988-91

# 2019-20 SEASON STATISTICS AND RESULTS

## Game Records

Record	Overall	Home	Away	Neutral
ALL GAMES	10-11	5-6	4-4	1-1
CONFERENCE	4-6	1-4	3-2	0-0
NON-CONFERENCE	6-5	4-2	1-2	1-1

## Score by Periods

Team	1st	2nd	OT	TOT
Georgia Tech	644	770	9	1423
Opponents	677	712	9	1398

## Team Box Score

No.	Player				Total		3-Point		F-Throw		Rebounds											
		GP-GS	MIN	AVG	FG-FGA	FG%	3FG-FGA	3FG%	FT-FTA	FT%	OFF	DEF	TOT	AVG	PF	DQ	A	TO	BLK	STL	PTS	AVG
0	DEVOE, Michael	19-19	673:05	35.4	109-237	.460	35-86	.407	54-76	.711	8	65	73	3.8	44	2	57	58	2	25	307	16.2
5	WRIGHT, Moses	21-21	622:50	29.7	115-211	.545	6-24	.250	31-54	.574	32	119	151	7.2	62	2	17	58	23	12	267	12.7
10	ALVARADO, Jose	14-14	450:26	32.2	60-144	.417	21-70	.300	31-38	.816	4	42	46	3.3	36	1	62	36	1	32	172	12.3
1	BANKS III, James	21-19	630:19	30.0	78-149	.523	0-1	.000	60-89	.674	61	98	159	7.6	73	3	22	46	59	16	216	10.3
4	USHER, Jordan	13-13	332:03	25.5	41-98	.418	4-25	.160	23-28	.821	7	41	48	3.7	31	1	29	34	2	10	109	8.4
11	PARHAM, Bubba	21-6	573:02	27.3	43-113	.381	20-61	.328	16-18	.889	9	45	54	2.6	61	3	38	32	1	21	122	5.8
3	COLE, Evan	19-2	241:58	12.7	36-76	.474	4-16	.250	11-23	.478	22	43	65	3.4	22	0	8	14	6	6	87	4.6
12	MOORE, Khalid	19-11	401:25	21.1	25-69	.362	7-23	.304	18-39	.462	13	39	52	2.7	38	3	27	32	3	20	75	3.9
23	PRICE, Asanti	14-0	217:26	15.5	16-54	.296	4-31	.129	4-9	.444	7	23	30	2.1	9	0	11	16	4	10	40	2.9
24	JAMES, Jehloni	1-0	00:40	0.7	1-1	1.000	0-0	.000	0-0	.000	0	0	0	0.0	0	0	0	0	0	0	2	2.0
13	BOYD, Coleman	3-0	06:13	2.1	2-4	.500	1-3	.333	0-0	.000	0	1	1	0.3	0	0	3	0	0	1	5	1.7
2	PHILLIPS, Shembari	12-0	67:46	5.6	5-23	.217	3-15	.200	3-4	.750	2	4	6	0.5	3	0	11	1	2	1	16	1.3
34	BROADWAY, Niko	2-0	03:24	1.7	1-2	.500	0-0	.000	0-0	.000	1	2	3	1.5	1	0	1	0	0	0	2	1.0
14	DIDENKO, David	5-0	22:34	4.5	1-7	.143	1-7	.143	0-0	.000	1	3	4	0.8	0	0	0	1	1	1	3	0.6
45	MEDLOCK, Shaheed	3-0	03:55	1.3	0-0	.000	0-0	.000	0-0	.000	0	0	0	0.0	2	0	0	1	0	0	0	0.0
55	RICE, Malachi	1-0	01:04	1.1	0-0	.000	0-0	.000	0-0	.000	0	0	0	0.0	0	0	0	0	0	1	0	0.0
Team											28	35	63					16				
<b>Total</b>		<b>21</b>	<b>4248</b>		<b>533-1188</b>	<b>.449</b>	<b>106-362</b>	<b>.293</b>	<b>251-378</b>	<b>.664</b>	<b>195</b>	<b>560</b>	<b>755</b>	<b>36.0</b>	<b>382</b>	<b>15</b>	<b>286</b>	<b>345</b>	<b>104</b>	<b>156</b>	<b>1423</b>	<b>67.8</b>
<b>Opponents</b>		<b>21</b>	<b>4250</b>		<b>499-1246</b>	<b>.400</b>	<b>121-396</b>	<b>.306</b>	<b>279-398</b>	<b>.701</b>	<b>228</b>	<b>508</b>	<b>736</b>	<b>35.0</b>	<b>377</b>	<b>7</b>	<b>266</b>	<b>303</b>	<b>78</b>	<b>168</b>	<b>1398</b>	<b>66.6</b>

## Team Statistics

	GATECH	OPP
<b>Scoring</b>	<b>1423</b>	<b>1398</b>
Points per game	67.8	66.6
Scoring margin	+1.2	-
<b>Field goals-att</b>	<b>533-1188</b>	<b>499-1246</b>
Field goal pct	.449	.400
<b>3 point fg-att</b>	<b>106-362</b>	<b>121-396</b>
3-point FG pct	.293	.306
3-pt FG made per game	5.0	5.8
<b>Free throws-att</b>	<b>251-378</b>	<b>279-398</b>
Free throw pct	.664	.701
F-Throws made per game	12.0	13.3
<b>Rebounds</b>	<b>755</b>	<b>736</b>
Rebounds per game	36.0	35.0
Rebounding margin	+0.9	-
<b>Assists</b>	<b>286</b>	<b>266</b>
Assists per game	13.6	12.7
<b>Turnovers</b>	<b>345</b>	<b>303</b>
Turnovers per game	16.4	14.4
Turnover margin	-2.0	-
Assist/turnover ratio	0.8	0.9
<b>Steals</b>	<b>156</b>	<b>168</b>
Steals per game	7.4	8.0
<b>Blocks</b>	<b>104</b>	<b>78</b>
Blocks per game	5.0	3.7
<b>Winning streak</b>	<b>2</b>	<b>-</b>
Home win streak	2	-
<b>Attendance</b>	<b>63542</b>	<b>96603</b>
Home games-Avg/Game	11-5777	8-12075
Neutral site-Avg/Game	-	2-5882

## Team Results

Date	Opponent		Score	Att.
11/05/2019	at NC State	Wot	82-81	17133
11/11/2019	Elon	W	64-41	4624
11/20/2019	at Georgia	L	78-82	10205
11/25/2019	Arkansas	Lot	61-62	6547
12/01/2019	Bethune-Cookman	W	68-65	4552
12/04/2019	Nebraska	W	73-56	5133
12/07/2019	Syracuse	L	63-97	5743
12/14/2019	at Kentucky	L	53-67	20111
12/18/2019	Ball St.	L	47-65	4203
12/22/2019	vs Boise St.	W	74-60	6179
12/23/2019	vs Houston	L	59-70	5585
12/25/2019	at Hawaii	W	70-53	0
12/31/2019	at Florida St.	L	58-70	6837
01/04/2020	at North Carolina	W	96-83	21099
01/08/2020	Duke	L	64-73	8600
01/11/2020	at Boston College	W	71-52	6217
01/15/2020	Notre Dame	L	74-78	5899
01/18/2020	Virginia	L	58-63	7314
01/22/2020	at Louisville	L	64-68	15001
01/25/2020	NC State	W	64-58	6794
01/28/2020	Morehouse	W	82-54	4133



# 2019-20 SEASON STATISTICS - ACC GAMES ONLY

## Game Records

Record	Overall	Home	Away	Neutral
ALL GAMES	4-6	1-4	3-2	0-0
CONFERENCE	4-6	1-4	3-2	0-0
NON-CONFERENCE	0-0	0-0	0-0	0-0

## Score by Periods

Team	1st	2nd	OT	TOT
Georgia Tech	320	367	7	694
Opponents	337	380	6	723

## Team Box Score

No. Player					Total		3-Point		F-Throw		Rebounds													
		GP-GS	MIN	AVG	FG-FGA	FG%	3FG-FGA	3FG%	FT-FTA	FT%	OFF	DEF	TOT	AVG	PF	DQ	A	TO	BLK	STL	PTS	AVG		
10	ALVARADO, Jose	9-9	315:20	35.0	47-104	.452	17-51	.333	21-28	.750	3	33	36	4.0	23	1	48	30	1	24	132	14.7		
0	DEVOE, Michael	9-9	319:53	35.5	42-96	.438	16-39	.410	22-30	.733	4	26	30	3.3	17	0	30	27	0	11	122	13.6		
5	WRIGHT, Moses	10-10	309:15	30.9	57-113	.504	3-12	.250	15-30	.500	15	56	71	7.1	32	1	9	33	11	8	132	13.2		
1	BANKS III, James	10-10	329:46	33.0	46-81	.568	0-0	.000	21-26	.808	32	46	78	7.8	35	1	10	12	24	8	113	11.3		
4	USHER, Jordan	8-8	208:46	26.1	23-56	.411	3-15	.200	11-15	.733	4	23	27	3.4	15	1	19	17	1	5	60	7.5		
11	PARHAM, Bubba	10-1	257:33	25.8	16-45	.356	10-29	.345	9-10	.900	4	23	27	2.7	29	2	23	18	0	9	51	5.1		
3	COLE, Evan	9-0	103:57	11.6	16-34	.471	1-6	.167	7-16	.438	10	13	23	2.6	8	0	4	6	3	2	40	4.4		
12	MOORE, Khalid	8-3	99:13	12.4	8-17	.471	2-4	.500	8-13	.615	4	4	8	1.0	17	2	9	6	1	8	26	3.3		
23	PRICE, Asanti	6-0	65:01	10.8	6-15	.400	2-9	.222	1-2	.500	1	5	6	1.0	4	0	3	4	0	0	15	2.5		
2	PHILLIPS, Shembari	3-0	15:18	5.1	1-5	.200	1-4	.250	0-0	.000	0	0	0	0.0	0	0	2	1	1	1	3	1.0		
14	DIDENKO, David	1-0	00:57	1.0	0-0	.000	0-0	.000	0-0	.000	0	0	0	0.0	0	0	0	0	0	0	0	0.0		
Team											19	17	36					9						
Total		10	2025		262-566	.463	55-169	.325	115-170	.676	96	246	342	34.2	180	8	157	163	42	76	694	69.4		
Opponents		10	2025		256-598	.428	65-190	.342	146-203	.719	116	226	342	34.2	168	5	141	127	48	87	723	72.3		

## Team Statistics

	GATECH	OPP
<b>Scoring</b>	<b>694</b>	<b>723</b>
Points per game	69.4	72.3
Scoring margin	-2.9	-
<b>Field goals-att</b>	<b>262-566</b>	<b>256-598</b>
Field goal pct	.463	.428
<b>3 point fg-att</b>	<b>55-169</b>	<b>65-190</b>
3-point FG pct	.325	.342
3-pt FG made per game	5.5	6.5
<b>Free throws-att</b>	<b>115-170</b>	<b>146-203</b>
Free throw pct	.676	.719
F-Throws made per game	11.5	14.6
<b>Rebounds</b>	<b>342</b>	<b>342</b>
Rebounds per game	34.2	34.2
Rebounding margin	0.0	-
<b>Assists</b>	<b>157</b>	<b>141</b>
Assists per game	15.7	14.1
<b>Turnovers</b>	<b>163</b>	<b>127</b>
Turnovers per game	16.3	12.7
Turnover margin	-3.6	-
Assist/turnover ratio	1.0	1.1
<b>Steals</b>	<b>76</b>	<b>87</b>
Steals per game	7.6	8.7
<b>Blocks</b>	<b>42</b>	<b>48</b>
Blocks per game	4.2	4.8
<b>Winning streak</b>	<b>1</b>	<b>-</b>
Home win streak	1	-
<b>Attendance</b>	<b>34350</b>	<b>66287</b>
Home games-Avg/Game	5-6870	5-13257
Neutral site-Avg/Game	-	0-0

## Team Results

Date	Opponent		Score	Att.
11/05/2019	at NC State	Wot	82-81	17133
12/07/2019	Syracuse	L	63-97	5743
12/31/2019	at Florida St.	L	58-70	6837
01/04/2020	at North Carolina	W	96-83	21099
01/08/2020	Duke	L	64-73	8600
01/11/2020	at Boston College	W	71-52	6217
01/15/2020	Notre Dame	L	74-78	5899
01/18/2020	Virginia	L	58-63	7314
01/22/2020	at Louisville	L	64-68	15001
01/25/2020	NC State	W	64-58	6794

# 2019-20 BOX SCORES

Official Basketball Box Score - Final  
Georgia Tech at NC State  
11/06/19 PNC Arena, Raleigh  
2019-20 Men's Basketball

Game Time: 1:30 AM  
Game Duration: 2:23  
Attendance: 17,133

Officials: Jamie Luckie, Brian Dorsey, Brent Hampton

Georgia Tech - 82

Record: 1-0 (1-0)

NO. Name	Min	FG	3P	FT	Rebounds	Fouls	TP	AS	TO	ST	Blocks	BS	BA	+/-
5 Moses Wright	F 22:24	6-9	0-2	0-1	1 8 9	5 1	12	1	4	0	3	0	3	0
12 Khalid Moore	F 39:21	3-8	0-1	5-7	2 2 4	4 5	11	3	3	6	1	3	8	0
1 James Banks III	C 40:14	8-14	0-0	4-4	2 11 13	4 4	20	3	1	1	5	1	8	0
0 Michael Devoe	G 41:54	7-12	3-4	5-6	1 2 3	2 6	22	3	2	1	0	2	-2	0
10 Jose Alvarado	G 34:12	4-10	2-7	0-0	0 2 2	4 0	10	7	3	0	0	0	2	0
3 Evan Cole	04:33	1-2	0-0	0-0	0 0 0	0 1	2	0	1	0	0	0	-10	0
11 Bubba Parham	22:57	0-2	0-2	1-2	0 1 1	2 1	1	3	0	2	0	0	0	0
23 Asanti Price	19:25	1-4	1-4	1-2	0 2 2	1 1	4	0	1	0	0	0	-4	0
Team					1 4 5	0	0	3						
Totals		30-61	6-20	16-22	7 32 39	22 19	82	20	18	10	9	6	1	

Technical Fouls: NONE

Dead Ball Rebounds: 2, 0

NC State - 81

Record: 0-1 (0-1)

NO. Name	Min	FG	3P	FT	Rebounds	Fouls	TP	AS	TO	ST	Blocks	BS	BA	+/-
15 Manny Bates	F 32:30	1-7	0-0	0-0	1 4 5	2 1	2	0	3	0	5	2	-10	0
31 Pat Andree	F 36:42	3-6	3-5	3-3	2 7 9	3 3	12	1	1	1	0	0	4	0
10 Braxton Beverly	G 36:31	4-13	1-4	2-2	1 3 4	3 2	11	3	0	0	0	0	3	0
13 C.J. Bryce	G 44:25	11-17	0-1	2-2	4 7 11	2 3	24	2	7	1	0	2	-1	0
24 Devon Daniels	G 33:41	4-14	1-1	3-4	1 2 3	5 4	12	6	1	3	0	2	-6	0
4 Jericole Helms	31:40	3-11	2-5	7-7	2 1 3	2 6	15	0	0	0	0	2	4	0
21 Danny Dixon	06:38	1-2	0-0	2-3	1 1 2	2 2	4	1	0	0	1	6	0	0
3 AJ Taylor	02:53	0-1	0-0	1-2	1 1 2	0 1	1	0	1	0	1	0	-5	0
Team					1 1 2	0	0	0						
Totals		27-71	7-16	20-23	14 27 41	19 22	81	13	13	5	6	9	-1	

Technical Fouls: NONE


Dead Ball Rebounds: 1, 1

	GT	ST
Best Scoring lead	3 (1 <sup>st</sup> OT 4:42)	15 (1 <sup>st</sup> 4:01)
Best Scoring Run	6 (1 <sup>st</sup> 2:31)	8 (1 <sup>st</sup> 17:09)
Lead Changes	5	9
Times Tied	9	5
Time with Lead	03:52	35:39

Points from	GT	ST
Turnovers	17	15
Paint	36	28
Second Chance	6	10
Fast Breaks	27	15
Bench	7	20

Period by Period Scoring				
	1st	2nd	OT1	TOT
GT	35	40	7	82
ST	42	33	6	81

## 2019-20 BOX SCORES



Official Basketball Box Score - Final

Bethune-Cookman at Georgia Tech

12/01/19 McCamish Pavilion, Atlanta

2019-20 Men's Basketball

Game Time: 6:00 PM

Game Duration: 1:59

Attendance: 4,552

Officials: Jamie Lucie, Mark Schurr, Jeff Fox

Record: 5-3

Bethune-Cookman - 65

NO.	Name	Min	FG		3P	FT		Rebounds		Fouls		TP	AS	TO	ST	Blocks		pts	Ft%	
			M-A	M-A		M-A	M-A	OR	DR	PF	FD					BS	BA			
10	Clelrel Pope	F 34:46	10-20	0-0	0-0	11	8	19	5	1	20	2	0	2	2	5	2	1st FG%: 15-30 50.0%		
22	Isaiah Bailey	F 32:11	5-11	1-1	3-4	0	1	1	4	4	14	6	3	0	0	1	4	3PT%: 3-6 50.0%		
0	Leon Redd	G 22:12	2-7	0-1	3-3	0	3	3	4	3	7	2	3	0	0	0	7	FT%: 3-3 100%		
3	Wali Parks	G 37:23	4-8	0-2	0-0	1	4	5	2	2	8	0	2	0	0	1	4	2nd FG%: 11-38 28.9%		
13	Joe French	G 22:21	3-4	2-3	1-2	1	1	2	1	9	0	1	0	0	0	10	3PT%: 1-3 33.3%			
1	Malik Maitland	26:49	1-13	0-1	2-2	3	0	3	3	4	2	0	2	0	2	2	FT%: 8-8 75%			
2	Houston Smith	11:13	0-1	0-0	0-0	0	0	0	0	1	0	1	1	0	0	0	GM FG%: 26-68 38.2%			
4	Jordan Preaster	07:58	1-4	1-1	0-0	2	1	3	3	0	3	0	1	0	0	0	3PT%: 4-9 44.4%			
23	Justyn King	05:07	0-0	0-0	0-0	0	0	0	0	0	0	0	0	0	0	4	FT%: 9-11 81.8%			
Team						2	2	4	0	0	2						Dead Ball Rebounds: 2-0			
Totals			26-68	4-9	9-11	20	20	40	23	15	65	13	12	5	2	9	3			

Technical Fouls: NONE

Shooting By Period

1st	2nd	3rd	4th	OT	FG%	3P%	FT%	Rebounds	Fouls	TP	AS	TO	ST	Blocks
14-26	10-20	10-20	10-20	10-20	53.8%	15.5%	20.0%	56.3%	56.3%	56.3%	56.3%	56.3%	56.3%	56.3%

Record: 3-2

Georgia Tech - 68

NO.	Name	Min	FG		3P	FT		Rebounds		Fouls		TP	AS	TO	ST	Blocks		pts	Ft%	
			M-A	M-A		M-A	M-A	OR	DR	PF	FD					BS	BA			
3	Evan Cole	F 18:16	2-5	0-1	0-2	3	0	3	0	1	4	1	0	2	0	1	8	1st FG%: 14-26 53.8%		
5	Moses Wright	F 32:36	6-8	0-0	0-1	2	10	2	2	12	2	4	0	0	0	2	3PT%: 1-5 20.0%			
12	Khalid Moore	F 36:52	2-6	0-2	3-6	0	1	1	3	5	7	2	1	0	0	0	5	FT%: 5-6 83.3%		
0	Michael Devoe	G 36:52	11-16	2-4	3-6	0	1	1	3	6	27	2	2	0	1	0	5	2nd FG%: 12-24 50.0%		
11	Bubba Parham	G 33:48	2-7	0-2	2-2	0	2	2	4	3	6	1	0	1	0	0	6	3PT%: 1-5 20.0%		
23	Asanti Price	08:19	0-1	0-1	0-0	0	0	0	0	0	0	1	1	0	0	0	FT%: 3-9 47.4%			
1	James Banks III	28:09	3-7	0-0	6-8	4	6	10	3	6	12	3	5	0	8	1	7	GM FG%: 26-50 52.0%		
2	Shembari Phillips	01:08	0-0	0-0	0-0	0	0	0	0	0	0	0	0	0	0	2	3PT%: 2-10 20.0%			
10	Jose Alvarado	00:00													FT%: 14-25 56.0%					
Team						1	2	3	0	0	0						Dead Ball Rebounds: 5-0			
Totals			26-50	2-10	14-25	10	22	32	15	23	68	12	13	3	9	2	3			

Technical Fouls: NONE

Shooting By Period

1st	2nd	3rd	4th	OT	FG%	3P%	FT%	Rebounds	Fouls	TP	AS	TO	ST	Blocks
14-26	10-20	10-20	10-20	10-20	53.8%	15.5%	20.0%	56.3%	56.3%	56.3%	56.3%	56.3%	56.3%	56.3%

Biggest lead

10 (1<sup>st</sup> 10:30) 4 (2<sup>nd</sup> 13:44)

Best Scoring Run

7 (1<sup>st</sup> 16:20) 7 (1<sup>st</sup> 8:22)

Lead Changes

9

Times Tied

11

Time with Lead

21:23 12:13

Points from Turnovers

15 15

Paint

30 38

Second Chance

16 6

Fast Breaks

4 6

Bench

7 12

Period by Period Scoring

	1st	2nd	TOT
B-C	36	29	65
GaTech	34	34	68





# 2019-20 BOX SCORES



Official Basketball Box Score - Final  
Ball St. at Georgia Tech  
12/19/19 McCallen Pavilion, Atlanta  
2019-20 Men's Basketball

Game Time: 7:00  
Game Duration: 1:42  
Attendance: 4,2

Officials: Ron Groover, Jeff Poir, Trey Stry

Ball St. - 65

Record: 6-4

NO. Name	Min	FG M-A	3P M-A	FT M-A	Rebounds OR DR TOT	Fouls PF FD	TP	AS	TO	ST	Blocks BS BA	+
14 Kyle Mallers	F 31:16	4-7	3-6	0-0	0 7 7	2 1 11	0	1	2	0	0	17
25 Tahjai Teague	F 20:40	4-7	1-1	0-0	0 2 2	4 0 9	6	4	1	2	0	21
2 Luke Bumbalough	G 29:19	1-7	1-7	0-0	0 2 2	2 1 3	1	0	0	0	0	31
5 Ishmael El-Amin	G 23:27	2-6	0-2	0-0	0 3 3	3 1 4	4	2	2	0	1	20
11 Jarmon Coleman	G 27:59	7-10	3-4	0-0	0 5 5	1 3 17	4	1	1	0	0	31
1 K.J. Walton	14:47	2-6	0-0	2-4	4 0 4	1 2 6	0	3	1	0	3	0
3 Josh Thompson	16:28	1-1	0-0	2-5	0 0 0	0 2 4	1	3	2	0	0	-9
12 Brachen Hazen	19:09	4-6	2-3	0-0	0 3 3	4 0 10	0	3	2	1	0	10
13 Kani Acree	09:08	0-0	0-0	1-2	0 1 1	0 1 1	1	1	0	0	0	9
0 Myrnye Thomas	02:02	0-0	0-0	0-0	0 1 1	0 0 0	0	0	0	0	0	-10
4 Lucas Kroft	02:02	0-1	0-0	0-0	0 0 0	0 0 0	0	0	1	0	0	-10
34 Ben Hendricks	02:02	0-1	0-0	0-0	0 0 0	0 0 0	0	0	0	0	1	-10
44 Blake Huggins	01:41	0-0	0-0	0-0	0 0 0	0 0 0	0	0	1	0	0	-10
Team					1 3 4	0 0	0	0				
Totals	25:52	10-23	5-11	5	27	32	17	11	65	17	20	11 3 5 18

Technical Fouls: NONE

Georgia Tech - 47

Record: 4-5

NO. Name	Min	FG M-A	3P M-A	FT M-A	Rebounds OR DR TOT	Fouls PF FD	TP	AS	TO	ST	Blocks BS BA	+
4 Jordan Usher	F 18:54	1-7	0-3	2-2	0 4 4	4 1 4	0	6	0	1	0	-11
5 Moses Wright	F 21:04	1-3	0-1	0-0	2 2 4	1 0 2	2	3	0	2	0	-7
12 Khalid Moore	F 24:54	1-4	0-0	0-2	2 2 4	1 2 2	1	6	2	0	0	-12
1 James Banks III	C 31:43	4-9	0-1	5-8	3 6 9	1 9 13	1	3	1	2	1	-14
0 Michael Devoe	G 32:35	4-14	1-3	2-3	0 4 4	1 3 11	0	3	1	0	2	-18
11 Bubba Parham	29:00	3-7	1-3	0-0	0 1 1	0 1 7	3	1	2	0	0	-14
2 Shembani Phillips	09:23	2-2	0-0	0-0	0 0 0	0 0 6	1	0	0	0	0	3
23 Asanti Price	19:27	0-3	0-2	0-0	1 0 1	1 1 0	1	0	2	0	0	-15
3 Evan Cole	13:00	1-2	0-1	0-0	0 1 1	2 0 2	0	1	1	0	0	-2
Team					0 2 2	0 1	0	0				
Totals	17:51	4-16	9-15	8	22	30	11	17	47	9	24	9 5 3 18

Technical Fouls: NONE

	BSU	GaTech	Points from		BSU	GaTech	Period by Period Scoring			
Biggest lead	30 (2 <sup>nd</sup> 2:35)	5 (1 <sup>st</sup> 16:38)	Turnovers	26	16		1st	2nd	TOT	
Best Scoring Run	13 (1 <sup>st</sup> 8:27)	12 (2 <sup>nd</sup> 0:16)	Paint	22	20	BSU	31	34	65	
Lead Changes	3		Second Chance	1	6		GaTech	15	32	47
Times Tied	1		Fast Breaks	4	10					
Time with Lead	33:11	05:22	Bench	21	15					

Shooting By Period	1 <sup>st</sup> FG%	2 <sup>nd</sup> FG%	3 <sup>rd</sup> FG%	4 <sup>th</sup> FG%	5 <sup>th</sup> FG%
1 <sup>st</sup> FG%	5-22	22.7%			
3PT%	1-7	14.3%			
FT%	4-7	57.1%			
2 <sup>nd</sup> FG%	12-29	41.4%			
3PT%	3-9	33.3%			
FT%	5-8	62.5%			
GM FG%	17-51	33.3%			
3PT%	4-16	25.0%			
FT%	9-15	60.0%			
Dead Ball Rebounds:	5	0			



Official Basketball Box Score - Final  
Georgia Tech at Boise St.  
12/22/19 Stan Sheriff Center, Honolulu  
2019-20 Men's Basketball

Game Time: 10:00 PM  
Game Duration: 2:10

Officials: Bill Bril, Rick Bachel, Chris Beaver

Georgia Tech - 74

Record: 5-5

NO. Name	Min	FG M-A	3P M-A	FT M-A	Rebounds OR DR TOT	Fouls PF FD	TP	AS	TO	ST	Blocks BS BA	+
4 Jordan Usher	F 30:52	6-10	1-3	5-6	2 5 7	3 5 18	2	2	1	0	0	22
5 Moses Wright	F 31:51	7-7	1-1	3-3	3 6 9	5 3 18	0	2	1	3	0	16
1 James Banks III	C 21:08	1-3	0-0	2-4	2 5 7	3 4 4	1	5	0	1	0	-2
0 Michael Devoe	G 32:54	6-14	0-6	1-2	0 9 9	5 3 13	1	1	1	1	2	5
10 Jose Alvarado	G 29:32	4-13	2-7	4-4	0 1 1	1 3 14	1	4	2	0	0	12
12 Khalid Moore	24:34	1-4	0-2	0-1	2 3 5	4 2 2	0	3	1	0	1	0
11 Bubba Parham	25:12	2-4	1-3	0-0	0 1 1	5 1 5	0	2	1	0	0	13
2 Shembani Phillips	02:52	0-1	0-1	0-0	1 1 2	0 0 0	0	0	0	0	0	0
3 Evan Cole	01:05	0-0	0-0	0-0	0 0 0	0 0 0	0	0	0	0	0	0
Team					1 1 2	0 0	0	1				
Totals	27:56	5-23	15-20	11	32	43	26	21	74	5	20	7 5 3 14

Technical Fouls: NONE

Boise St. - 60

Record: 6-5

NO. Name	Min	FG M-A	3P M-A	FT M-A	Rebounds OR DR TOT	Fouls PF FD	TP	AS	TO	ST	Blocks BS BA	+
23 RJ Williams	F 21:57	2-6	0-0	2-2	0 2 2	3 3 6	1	3	1	0	1	-9
24 Abu Kigab	F 28:44	4-12	2-3	7-9	1 2 3	4 8 17	2	2	0	2	0	-10
00 Marcus Dickinson	G 18:36	1-2	1-2	0-0	0 1 1	1 3 0	2	1	0	0	0	-6
20 Justinian Jessup	G 37:21	1-11	1-6	0-0	1 3 4	2 1 3	2	3	0	2	1	-17
21 Derrick Alston	G 37:37	6-13	2-6	2-3	0 6 6	2 3 16	2	3	1	1	1	-14
25 Robin Jorch	16:26	2-5	0-0	2-5	3 1 4	4 7 6	1	0	2	0	0	-1
34 Alex Hobbs	28:44	3-5	0-0	3-3	1 2 3	4 3 9	1	2	1	0	0	-8
1 Marcus Shaver Jr.	00:23	0-0	0-0	0-0	0 0 0	0 0 0	0	0	0	0	0	0
10 Rayl Dennis	06:10	0-3	0-3	0-0	0 0 0	0 0 0	0	1	0	1	0	0
12 Max Rice	03:13	0-0	0-0	0-0	0 0 0	2 0 0	0	0	0	0	0	-5
11 Riley Abercrombie	00:49	0-0	0-0	0-0	0 0 0	0 0 0	0	0	0	0	0	-1
Team					2 2 4	0 0	0	0				
Totals	19:57	6-20	16-22	8	19	27	21	26	60	9	16	9 3 5 14

Technical Fouls: NONE

	GTE	BSU
<b>Biggest lead</b>	15 (2 <sup>nd</sup> 8:07)	8 (2 <sup>nd</sup> 19:02)
<b>Best Scoring Run</b>	12(2 <sup>nd</sup> 10:47)	6(2 <sup>nd</sup> 19:02)
<b>Lead Changes</b>		
<b>Times Tied</b>	4	
<b>Time with Lead</b>	20:26	15:55

	Points from Turnovers	GTE	BSU
<b>Paint</b>	15	19	
<b>Second Chance</b>	11	7	
<b>Fast Breaks</b>	9	8	
<b>Bench</b>	7	15	

Period by Period Scoring			
	1st	2nd	TOT
<b>GTE</b>	26	48	74
<b>BSU</b>	31	29	60



Official Basketball Box Score - Final  
Houston at Georgia Tech  
12/24/19 Stan Sheriff Center, Honolulu  
2019-20 Men's Basketball

Game Time: 12:30 AM  
Game Duration: 1:59  
Attendance: 5,585

Officials: Keith Kimble, Tony Padilla, Owen Short

Houston - 70

Record: 9-3

NO. Name	Min	FG M-A	3P M-A	FT M-A	Rebounds OR DR TOT	Fouls PF FD	TP	AS	TO	ST	Blocks BS BA	+
35 Fabian White Jr	F 32:00	6-11	0-0	3-3	6 6 12	4 2 15	2	2	0	0	0	-2
55 Brison Gresham	F 21:07	0-1	0-0	0-0	2 1 3	1 0 0	0	0	0	0	2	0
2 Caleb Mills	G 30:55	4-11	2-6	2-2	0 3 3	1 1 12	3	3	0	0	0	2
11 Nate Hinton	G 31:55	2-5	0-3	3-3	3 6 9	4 2 7	1	2	0	0	0	16
24 Quentin Grimes	G 36:52	10-15	2-5	4-9	0 1 1	5 1 7	26	1	3	0	0	11
1 Chris Harris Jr.	16:44	1-5	0-0	1-1	4 1 5	3 1 3	0	1	0	0	0	9
3 DeJon Jarreau	22:47	3-9	0-1	1-1	1 3 4	2 6 7	2	4	1	0	0	6
4 Justin Gorham	08:00	0-1	0-0	0-0	0 0 0	1 0 0	0	1	0	0	0	13
Team					0 1 1	0 0	0	0				
Totals	26:58	4-15	14-19	16	26	42	17	19	70	10	15	1 2 2 11

Technical Fouls: NONE

Georgia Tech - 59

Record: 5-6

NO. Name	Min	FG M-A	3P M-A	FT M-A	Rebounds OR DR TOT	Fouls PF FD	TP	AS	TO	ST	Blocks BS BA	+
4 Jordan Usher	F 35:43	4-12	0-3	2-2	0 4 4	3 2 10	1	3	0	0	0	-7
5 Moses Wright	F 37:23	7-15	0-3	5-6	4 6 10	2 3 19	0	1	1	1	0	-10
1 James Banks III	C 29:42	2-5	0-0	2-6	1 4 5	5 6 0	2	0	2	0	1	-5
0 Michael Devoe	G 33:38	5-9	2-3	5-6	1 1 2	3 3 17	1	2	0	0	1	-13
10 Jose Alvarado	G 35:48	2-5	1-3	2-2	0 0 0	4 3 7	4	0	2	0	0	-5
12 Khalid Moore	17:48	0-5	0-2	0-0	0 0 0	1 0 0	1	0	2	0	0	-6
11 Bubba Parham	09:58	0-3	0-1	0-0	0 0 1	1 1 0	0	0	1	0	0	-9
Team					1 2 3	0 0	0	1				
Totals	20:54	3-15	16-22	7	18	25	19	17	59	7	9	6 2 2 11

Technical Fouls: NONE

	HOU	GTE			
Biggest lead	13 (1 <sup>st</sup> 0:06)	0 (1 <sup>st</sup> 20:00)			
Best Scoring Run	7 (2 <sup>nd</sup> 2:37)	7 (1 <sup>st</sup> 15:11)			
Lead Changes					
Times Tied	0				
Time with Lead	39:23	00:00			

Points from	HOU	GTE			
Turnovers	9	12			
Paint	28	22			
Second Chance	13	11			
Fast Breaks	6	13			
Bench	10	0			

Period by Period Scoring			
	1st	2nd	TOT
HOU	43	27	70
GTE	32	27	59

Shooting By Period	1 <sup>st</sup> FG%	2 <sup>nd</sup> FG%	3 <sup>rd</sup> FG%	4 <sup>th</sup> FG%	5 <sup>th</sup> FG%
1 <sup>st</sup> FG%	12-28	42.9%			
3PT%	2-7	28.6%			
FT%	6-10	60%			
2 <sup>nd</sup> FG%	8-26	30.8%			
FT%	10-12	83.3%			
GM FG%	20-54	37.0%			
3PT%	3-15	20.0%			
FT%	16-22	72.7%			
Dead Ball Rebounds:	5	1			



Official Basketball Box Score - Final  
Georgia Tech at Hawaii  
12/25/19 Stan Sheriff Center, Honolulu  
2019-20 Men's Basketball

Game Time: 1:30 PM  
Game Duration: 2:05

Officials: Damon George, Owen Short, Shane Staggs

Georgia Tech - 70

Record: 6-6

NO. Name	Min	FG M-A	3P M-A	FT M-A	Rebounds OR DR TOT	Fouls PF FD	TP	AS	TO	ST	Blocks BS BA	+
4 Jordan Usher	F 23:52	3-8	0-0	2-2	1 2 3	4 1 8	1	5	0	0	0	-3
5 Moses Wright	F 28:47	7-11	0-0	2-3	1 2 3	3 4 16	0	1	2	0	0	13

## 2019-20 BOX SCORES

Official Basketball Box Score - Final															Game Time: 12:00 PM		
Georgia Tech at Florida State															Game Duration: 2:07		
12/31/19 Donald L. Tucker Center, Tallahassee															Attendance: 6,583		
2019-20 FSU Men's Basketball															Officials: Roger Ayers, Tony Henderson, Lamar Simpson		
Georgia Tech - 58															Record: 6-7 (1-2)		
NO. Name	Min	FG	3P	FT	Rebounds	Fouls	TP	AS	TO	ST	Blocks	BS	BA	+/-	Shooting By Period		
		M/A	M/A	M/A	OR DR TOT	PF FO									1st FG%	2nd FG%	3rd FG%
4 Jordan Usher	F 30:32	4-11	0-4	3-3	0 1 1	3 4	11	3	3	0	0	0	0	-6	1st FG% 13-33 39.4%	2nd FG% 11-26 42.3%	3rd FG% 4-11 36.4%
5 Moses Wright	F 36:27	6-13	1-3	0-0	1 9 10	3 0	13	0	6	2	2	3	-11		FT% 3-5 60%	FT% 2-3 66.7%	FT% 3-3 100%
1 James Banks III	C 32:29	3-4	0-0	2-3	2 4 6	3 1	8	0	2	1	1	1	-10		GM FG% 22-55 40.0%	GM FG% 8-22 36.4%	GM FG% 6-8 75.0%
0 Michael Devoe	G 38:51	6-13	6-8	1-2	0 3 3	1 5	19	3	4	0	0	3	-11		FT% 1-1 100%	FT% 1-1 100%	FT% 1-1 100%
10 Jose Alvarado	G 39:02	2-10	0-4	0-0	0 2 2	1 2	4	5	3	3	0	0	-10		FT% 1-1 100%	FT% 1-1 100%	FT% 1-1 100%
23 Asanti Price	01:55	0-1	0-0	0-0	0 0 0	0 0	0	0	0	0	0	1	0				
11 Bubba Parham	18:43	1-3	1-3	0-0	1 1 2	0 0	3	4	2	0	0	0	-8				
12 Khalid Moore	02:01	0-0	0-0	0-0	0 0 0	0 0	0	0	0	1	0	0	-4				
Team					6 3 9	0	0	0	0	0	0	0					
Totals		22-55	9-22	6-8	10 23 33	11 12	58	15	20	7	3	9	-12				
Florida State - 70															Record: 12-2 (2-1)		
NO. Name	Min	FG	3P	FT	Rebounds	Fouls	TP	AS	TO	ST	Blocks	BS	BA	+/-	Shooting By Period		
		M/A	M/A	M/A	OR DR TOT	PF FO									1st FG%	2nd FG%	3rd FG%
1 RaiQuan Gray	F 24:15	1-4	0-0	2-4	1 1 2	4 2	4	1	5	1	2	0	5		1st FG% 13-33 39.4%	2nd FG% 11-26 42.3%	3rd FG% 4-11 36.4%
10 Malik Osborne	F 21:57	3-5	1-1	0-0	0 4 4	1 0	7	2	0	2	1	1	2		FT% 3-5 60%	FT% 2-3 66.7%	FT% 3-3 100%
2 Anthony Polite	G 28:43	2-8	2-4	2-2	1 3 4	1 2	8	2	2	2	0	1	5		GM FG% 22-55 40.0%	GM FG% 8-22 36.4%	GM FG% 6-8 75.0%
3 Trent Forrest	G 35:23	4-11	0-2	0-0	0 3 3	2 1	8	6	1	1	2	0	5		FT% 1-1 100%	FT% 1-1 100%	FT% 1-1 100%
24 Devin Vassel	G 34:01	6-13	2-5	0-0	2 7 9	2 1	14	1	1	2	1	0	14		FT% 1-1 100%	FT% 1-1 100%	FT% 1-1 100%
4 Patrick Williams	25:41	6-9	0-1	0-0	3 1 4	1 1	12	0	1	1	2	1	8				
0 RayQuan Evans	09:54	1-3	1-2	0-0	1 1 1	0 1	3	2	0	0	0	0	8				
5 Balba Koprivica	01:58	1-1	0-0	1-1	1 1 2	0 1	3	0	0	1	0	0	3				
31 Wyatt Wilkes	02:10	0-1	0-1	0-0	0 0 0	1 0	0	0	1	0	0	0	4				
15 Dominik Olejniczak	14:33	4-6	0-0	1-2	1 1 2	0 2	9	2	1	1	1	0	7				
11 Nathanael Jack	01:25	1-2	0-1	0-0	0 0 0	0 0	2	0	0	0	0	0	-1				
Team					1 1 2	0	0	0	0	0	0	0					
Totals		29-63	6-17	6-9	10 23 33	12 11	70	16	12	11	9	3	12				
Technical Fouls: NONE															Period by Period Scoring		
Biggest lead															1st	2nd	TOT
Best Scoring Run															GT	29	58
Lead Changes															FSU	31	70
Times Tied															9	8	70
Time with Lead															01:37	32:17	

Official Basketball Box Score - Final															Game Time: 11:00 PM		
Georgia Tech at North Carolina															Game Duration: 2:07		
01/04/20 Smith Center, Chapel Hill															Attendance: 21,099		
2019-20 Men's Basketball															Officials: Brian Dorsey, Sean Hull		
Georgia Tech - 96															Record: 7-7 (3-2)		
NO. Name	Min	FG	3P	FT	Rebounds	Fouls	TP	AS	TO	ST	Blocks	BS	BA	+/-	Shooting By Period		
		M/A	M/A	M/A	OR DR TOT	PF FO									1st FG%	2nd FG%	3rd FG%
4 Jordan Usher	F 21:50	3-7	1-2	0-0	1 2 3	1 0	7	2	1	2	0	1	2		1st FG% 13-33 39.4%	2nd FG% 11-26 42.3%	3rd FG% 4-11 36.4%
5 Moses Wright	F 38:05	9-13	0-0	4-7	2 5 7	3 5	22	1	3	0	2	1	9		FT% 3-5 60%	FT% 2-3 66.7%	FT% 3-3 100%
1 James Banks III	C 31:53	5-8	0-0	2-3	4 3 7	4 2	12	0	0	0	2	0	20		GM FG% 22-55 40.0%	GM FG% 8-22 36.4%	GM FG% 6-8 75.0%
0 Michael Devoe	G 22:49	2-5	0-2	0-0	0 3 3	4 0	4	2	3	0	0	0	10		FT% 1-1 100%	FT% 1-1 100%	FT% 1-1 100%
10 Jose Alvarado	G 27:56	8-12	4-6	5-7	0 1 1	4 4	25	8	3	6	0	0	9		FT% 1-1 100%	FT% 1-1 100%	FT% 1-1 100%
3 Evan Cole	16:17	4-7	0-2	1-1	2 1 3	1 2	9	2	0	1	0	0	5				
11 Bubba Parham	26:39	2-5	1-2	6-6	0 3 3	3 6	11	3	2	2	0	0	8				
23 Asanti Price	07:23	2-3	0-0	0-0	1 0 1	0 0	4	1	1	0	0	0	2				
12 Khalid Moore	07:08	1-1	0-0	0-0	1 0 1	1 1	2	0	0	0	0	0	0				
Team					1 0 1	0	0	0	0	0	0	0					
Totals		36-61	6-14	18-24	12 18 30	21 20	96	19	13	11	4	2	13				
Technical Fouls: NONE															Period by Period Scoring		
Biggest lead															1st	2nd	TOT
Best Scoring Run															GT	31	40
Lead Changes															NC	23	52
Times Tied															4	6	52
Time with Lead															34:55	00:13	

Official Basketball Box Score - Final  
Duke at Georgia Tech  
01/09/20 McCamish Pavilion, Atlanta  
2019-20 Men's Basketball

Game Time: 2:00 AM  
Game Duration: 2:06  
Attendance: 8,600

Officials: Bill Covington Jr., Michael Roberts, Jeffrey Anderson

Duke - 73

Record: 14-1 (4-0)

NO. Name	Min	FG M-A	3P M-A	FT M-A	Rebounds OR DR TOT	Fouls PF FO	TP	AS	TO	ST	Blocks BS BA	+/-
13 Joey Baker	F 04:23	0-0	0-0	0-0	0 0 0	1 0	0	0	1	0	0 0 3	
21 Matthew Hurt	F 32:59	4-13	3-7	0-0	2 4 6	2 0	11	1	1	0	2 3 1	
1 Vernon Carey	C 24:35	6-14	0-0	2-3	2 4 6	3 4	14	0	4	0	0 2 4	
2 Cassius Stanley	G 27:01	6-9	0-1	2-3	1 2 3	4 2	14	1	1	1	1 1 14	
3 Tre Jones	G 39:17	5-7	1-1	5-10	2 6 8	2 7	16	7	4	3	1 0 8	
14 Jordan Kodjov	36:47	1-2	0-0	0-0	0 2 2	2 2	2	1	3	0	0 0 9	
15 Alex O'Connell	13:20	4-6	1-2	0-1	0 1 1	0 1	9	0	1	1	0 0 -2	
12 Javin DeLaurier	14:37	1-1	0-0	2-2	0 3 3	3 2	4	2	0	0	2 0 0	
41 Jack White	07:01	1-2	1-1	0-0	0 0 0	0 0	3	0	0	0	1 1 8	
Team					0 3 3	0	0	1	0	0	0 0	
Totals		28-54	6-12	11-21	7 23 30	17 18	73	13	14	8	7 7 9	

Technical Fouls: NONE

Georgia Tech - 64

Record: 7-8 (2-3)

NO. Name	Min	FG M-A	3P M-A	FT M-A	Rebounds OR DR TOT	Fouls PF FO	TP	AS	TO	ST	Blocks BS BA	+/-
4 Jordan Usher	F 20:34	0-4	0-1	0-0	0 1 1	1 1	0	1	1	0	0 1 7	
5 Moses Wright	F 32:36	5-17	0-2	2-3	4 6 10	4 3	12	3	2	1	0 3 2	
1 James Banks III	C 36:33	5-13	0-0	4-4	7 8 15	4 4	14	0	2	1	7 1 1	
0 Michael Devoe	G 38:35	3-11	1-6	5-6	0 1 1	3 5	12	4	4	4	0 0 -10	
10 Jose Alvarado	G 36:00	7-12	2-4	2-2	0 1 1	3 4	18	5	4	2	0 1 -3	
3 Evan Cole	08:18	1-2	0-0	0-0	0 1 1	0 0	2	0	0	0	0 1 -15	
11 Bubba Parham	24:46	2-4	2-3	0-0	2 4 6	3 0	6	0	2	0	0 0 -13	
12 Khalid Moore	02:38	0-1	0-0	0-0	0 0 0	0 0	0	0	0	0	0 0 -9	
Team					3 1 4	0	0	2	0	0	0 0	
Totals		23-64	5-16	13-15	16 23 39	18 17	64	13	17	8	7 7 -9	

Technical Fouls: NONE

	Duke	GaTech	Points from Turnovers	Duke	GaTech	Period by Period Scoring
Biggest lead	12 (1 <sup>st</sup> 3:46)	8 (1 <sup>st</sup> 14:04)	18	14		1st 2nd TOT
Best Scoring Run	12 (1 <sup>st</sup> 3:46)	11 (2 <sup>nd</sup> 11:37)	38	36		
Lead Changes	7		2	14	Duke	40 33 73
Times Tied	5		21	13	GaTech	29 35 64
Times with Lead	22:13	15:38	18	8		

## 2019-20 BOX SCORES

NCAA

Official Basketball Box Score - Final

01/16/20 McCamish Pavilion, Atlanta, GA

2019-20 Men's Basketball

Game Time: 1:30 AM

Game Duration: 2:04

Attendance: 5,999

Notre Dame - 78

Record: 15-2 (4-1)

Officials: Tony Henderson, Raymie Syons, Brent Hampton

NO.	Name	Min	FG		3P		FT	Rebounds		Fouls		TP	AS	TO	ST	Blocks		+/-
			M-A	M-A	M-A	M-A		OR	DR	TOT	PF					FD	BS	
11	Juhan Durham	F	15:02	4-6	0-0	0-0	0	3	1	4	2	0	8	0	1	0	0	-6
33	John Mooney	F	36:46	4-12	0-4	2-2	4	10	14	2	2	10	1	2	3	2	1	0
0	Rex Plueger	G	32:11	0-4	0-3	0-0	0	5	5	2	1	0	2	2	1	0	0	6
3	Prentiss Hubb	G	34:28	8-16	3-8	6-8	1	2	3	2	6	25	3	2	2	0	0	-1
10	T.J. Gibbs	G	35:36	6-12	2-4	3-4	1	0	1	4	4	17	3	1	0	0	0	8
14	Nate Laszewski		15:14	1-4	0-3	1-1	0	1	1	2	2	3	0	0	0	1	0	-1
23	Dane Goodwin		30:43	5-11	3-4	2-4	0	3	3	4	2	15	0	0	0	0	1	14
Team								1	1	2		0						
Totals			28:65	8:26	14:19	10	23	33	18	17	78	9	6	6	3	2	4	

Dead Ball Rebounds: 4, 1

Georgia Tech - 74

Record: 9-9 (3-4)

Technical Fouls: NONE

NO.	Name	Min	FG		3P		FT	Rebounds		Fouls		TP	AS	TO	ST	Blocks		+/-
			M-A	M-A	M-A	M-A		OR	DR	TOT	PF					FD	BS	
4	Jordan Usher	F	30:49	4-10	0-2	0-0	0	3	3	0	1	8	2	1	2	1	0	5
5	Moses Wright	F	26:25	6-11	0-1	4-5	1	4	5	2	5	16	1	4	0	1	0	-5
1	James Banks III	C	34:46	4-6	0-0	2-3	2	4	6	2	4	10	0	0	1	0	0	-5
0	Michael Devoe	G	37:59	9-15	2-4	2-3	1	8	9	3	4	22	2	1	1	0	3	-9
10	Jose Alvarado	G	33:06	3-7	1-4	0-0	0	5	5	5	1	7	9	3	0	0	0	1
11	Bubba Parham		26:20	3-6	1-3	0-0	0	2	2	4	0	7	1	3	0	0	-2	
3	Evan Cole		05:44	0-1	0-0	2-4	1	1	2	0	2	2	0	0	0	0	0	-1
23	Asanté Price		04:24	1-2	0-1	0-0	0	0	0	1	2	0	0	0	0	0	0	-6
12	Khalid Moore		00:27	0-0	0-0	0-0	0	0	0	1	0	0	0	0	0	0	0	0
Team								0	0	0		0						
Totals			30:58	4:15	10:15	5	27	32	17	18	74	15	13	4	2	3	4	

Dead Ball Rebounds: 4, 1

UNDGaTech

Points fromUNDGaTech

Period by Period Scoring

Biggest lead7 (1<sup>st</sup> 6:33)6 (2<sup>nd</sup> 10:19)

Best Scoring Run6 (1<sup>st</sup> 12:09)7 (1<sup>st</sup> 3:49)

Lead Changes10

Times Tied12

Time with Lead19:5409:54

Turnovers1413

Paint3248

Second Chance1210

Fast Breaks89

Bench1811

UND294978

GaTech274774

NCAA

Official Basketball Box Score - Final

Virginia at Georgia Tech

01/19/20 McCamish Pavilion, Atlanta

2019-20 Men's Basketball

Game Date: 1/20/20

Game Duration: 2:08

Attendance: 7,314

Virginia - 63

Record: 12-5 (4-3)

NO.	Name	Min	FG M-A	3P M-A	FT M-A	Rebounds OR DR TOT	Fouls PF FD	TP	AS	TO	ST	Blocks BS BA	+/-
25	Mamadi Diakite	F 32:12	6-14	0-1	5-6	2 4 6	3 8	17	0	5	0	2 0 7	17
30	Jay Huff	F 34:24	7-10	1-1	2-2	5 3 8	3 1	17	2	1	0	6 1 7	17
0	Khiel Clark	G 40:00	3-7	0-2	1-4	0 3 3	1 4	7	7	2	2	0 0 5	5
2	Braxton Key	G 38:40	5-10	0-2	0-4	3 3 6	1 5	10	6	2	3	0 0 0	0
53	Tomas Woldetsensae	G 31:28	3-8	3-7	0-0	0 2 2	3 0	9	2	3	1	0 7	7
13	Casey Morsell	04:18	0-0	0-0	0-0	1 1 1	1 0	0	0	0	0	0 -3	3
23	Kody Statmann	18:58	1-4	1-3	0-0	0 0 0	1 1	3	0	0	0	0 -8	8
Team						1 3 4		0	1				
Totals			25-53	5-16	8-16	11 19 30	13 19	63	17	12	8	9 1 5	5

Shooting By Period

1<sup>st</sup> FG% 13-27 48.1%

3PT% 3-6 50.0%

FT% 4-7 57.1%

2<sup>nd</sup> FG% 12-26 46.2%

3PT% 2-10 20.0%

FT% 4-9 44.4%

GM FG% 25-53 47.2%

3PT% 5-16 31.3%

FT% 8-16 50.0%

Technical Fouls: NONE

Dead Ball Rebounds: 2, 9

Georgia Tech - 58

Record: 8-10 (3-5)

NO.	Name	Min	FG M-A	3P M-A	FT M-A	Rebounds OR DR TOT	Fouls PF FD	TP	AS	TO	ST	Blocks BS BA	+/-
4	Jordan Usher	F 19:57	2-4	1-1	1-4	0 1 1	2 2	6	1	3	0	0 1 -8	8
5	Moses Wright	F 32:26	3-10	1-2	0-0	0 5 5	3 1	7	1	3	2	0 1 -11	11
1	James Banks III	C 35:58	5-9	0-0	0 0	3 6 9	4 1	10	5	3	3	1 3 -3	3
0	Michael Devoe	G 34:17	3-3	0-0	0-0	1 4 5	1 4	6	4	5	0	0 -13	13
10	Jose Alvarado	G 35:01	8-14	2-7	2-3	1 1 2	4 3	20	2	2	2	0 1 0	0
11	Bubba Parham	27:08	1-4	1-3	0-0	1 3 4	4 1	3	2	2	2	0 1 3	3
3	Evan Cole	15:13	3-6	0-1	0-2	1 3 4	1 1	6	1	0	0	0 2 7	7
Team						1 0 1		0	0				
Totals			25-50	5-14	3-9	8 23 31	19 13	58	16	18	9	1 9 -5	5

Shooting By Period

1<sup>st</sup> FG% 11-18 61.1%

3PT% 2-4 50.0%

FT% 1-2 50%

2<sup>nd</sup> FG% 14-32 43.8%

3PT% 3-10 30.0%

FT% 2-7 28.6%

GM FG% 25-50 50.0%


3PT% 5-14 35.7%

FT% 3-9 33.3%

Technical Fouls: NONE

Dead Ball Rebounds: 4, 0

UVA		GaTech		Points from		UVA		GaTech		Period by Period Scoring			
Biggest lead		14 (2 <sup>nd</sup> 14:47)		3 (1 <sup>st</sup> 17:17)		Turnovers		14 19					
Best Scoring Run		6 (1 <sup>st</sup> 15:23)		9 (2 <sup>nd</sup> 8:15)		Paint		32 32					
Lead Changes		2				Second Chance		10 12		UVA 33 30 63			
Times Tied		3				Fast Breaks		8 2		GaTech 25 33 58			
Time with Lead		35:35		01:13		Bench		3 9					



Official Basketball Box Score - Final

**Georgia Tech at Louisville**  
01/23/20 KFC Yum! Center, Louisville  
2019-20 Men's Basketball


Game Time: 12:04 AM  
Attendance: 2,055  
Attendance: 15,001

Georgia Tech - 64

Record: 8-11 (3-6)

Opponents: Tet Valentine, Pat Driscoll, Matt Porter

NO.	Name	Min	FG M-A	3P M-A	FT M-A	Rebounds OR DR TOT	Fouls PF FG	TP	AS	TO	ST	Blocks BS BA	+/-													Shooting By Period						
4	Jordan Usher	F 30:47	2-7	0-2	3-4	2	3	5	5	2	7	2	3	1	0	0	-5	1 <sup>st</sup>	FG%	13-21	61.9%	3PT%	2-6	33.3%	FT%	10-14	71.4%	2 <sup>nd</sup>	FG%	9-27	33.3%	
5	Moses Wright	F 37:06	4-7	1-2	2-4	1	2	3	2	2	11	1	3	0	2	1	-2	3PT%	3-11	27.3%	FT%	5-6	83.3%	GM FG%	22-48	45.8%	3PT%	5-17	29.4%	FT%	15-20	75.0%
1	James Banks III	C 33:17	5-8	0-0	2-2	4	4	7	4	1	12	0	1	0	2	1	-6	1 <sup>st</sup>	FG%	13-21	61.9%	3PT%	2-6	33.3%	FT%	10-14	71.4%	2 <sup>nd</sup>	FG%	9-27	33.3%	
0	Michael Devoe	G 36:20	7-14	2-6	5-6	0	4	4	1	1	5	21	3	2	1	0	-3	3PT%	3-11	27.3%	FT%	5-6	83.3%	GM FG%	22-48	45.8%	3PT%	5-17	29.4%	FT%	15-20	75.0%
10	Jose Alvarado	G 39:06	4-11	2-7	3-4	0	10	10	0	5	13	2	6	1	0	0	-4	1 <sup>st</sup>	FG%	13-21	61.9%	3PT%	2-6	33.3%	FT%	10-14	71.4%	2 <sup>nd</sup>	FG%	9-27	33.3%	
3	Evan Cole	04:51	0-1	0-0	0-0	0	0	0	1	0	0	0	1	0	0	1	-4	3PT%	3-11	27.3%	FT%	5-6	83.3%	GM FG%	22-48	45.8%	3PT%	5-17	29.4%	FT%	15-20	75.0%
11	Bubba Parham	18:33	0-0	0-0	0-0	0	1	1	5	2	0	3	0	1	0	0	-8	1 <sup>st</sup>	FG%	13-21	61.9%	3PT%	2-6	33.3%	FT%	10-14	71.4%	2 <sup>nd</sup>	FG%	9-27	33.3%	
Team						2	2	4	0	0	0	0	0	0	0	0	-8	1 <sup>st</sup>	FG%	13-21	61.9%	3PT%	2-6	33.3%	FT%	10-14	71.4%	2 <sup>nd</sup>	FG%	9-27	33.3%	
Totals		22:48	5-17	15-20	9	25	34	18	17	64	11	17	4	4	3	4		1 <sup>st</sup>	FG%	13-21	61.9%	3PT%	2-6	33.3%	FT%	10-14	71.4%	2 <sup>nd</sup>	FG%	9-27	33.3%	
										Technical Fouls: NONE										Dead Ball Rebounds: 2, 0												
Louisville - 68										Record: 16-3 (7-1)										Opponents: Tet Valentine, Pat Driscoll, Matt Porter												
NO.	Name	Min	FG M-A	3P M-A	FT M-A	Rebounds OR DR TOT	Fouls PF FG	TP	AS	TO	ST	Blocks BS BA	+/-													Shooting By Period						
24	Dwayne Sutton	F 26:12	1-4	1-3	0-0	2	4	6	3	0	3	3	0	2	0	0	5	1 <sup>st</sup>	FG%	12-29	41.4%	3PT%	4-11	36.4%	FT%	4-8	50%	2 <sup>nd</sup>	FG%	12-29	41.4%	
33	Jordan Nwora	F 33:35	3-11	2-4	2-4	3	4	7	2	4	10	1	2	1	0	1	2	3PT%	2-9	22.2%	FT%	10-15	66.7%	GM FG%	24-58	41.4%	3PT%	6-20	30.0%	FT%	14-23	60.9%
23	Steven Enoch	C 18:11	5-9	0-0	3-4	3	0	3	2	3	13	0	0	0	0	2	2	1 <sup>st</sup>	FG%	12-29	41.4%	3PT%	4-11	36.4%	FT%	4-8	50%	2 <sup>nd</sup>	FG%	12-29	41.4%	
0	Lamar Kimmle	G 26:42	2-5	1-3	0-0	0	2	2	1	0	5	3	2	1	0	0	3	3PT%	2-9	22.2%	FT%	10-15	66.7%	GM FG%	24-58	41.4%	3PT%	6-20	30.0%	FT%	14-23	60.9%
2	Darius Perry	G 30:31	2-7	1-5	0-0	0	2	2	1	0	5	2	0	0	0	-2		1 <sup>st</sup>	FG%	12-29	41.4%	3PT%	4-11	36.4%	FT%	4-8	50%	2 <sup>nd</sup>	FG%	12-29	41.4%	
5	Malik Williams	21:49	3-8	0-2	7-12	3	3	6	1	8	13	0	1	0	3	0	-2	3PT%	2-9	22.2%	FT%	10-15	66.7%	GM FG%	24-58	41.4%	3PT%	6-20	30.0%	FT%	14-23	60.9%
13	Dave Johnson	14:36	5-9	0-1	0-1	1	0	1	4	1	10	1	3	0	1	0		1 <sup>st</sup>	FG%	12-29	41.4%	3PT%	4-11	36.4%	FT%	4-8	50%	2 <sup>nd</sup>	FG%	12-29	41.4%	
30	Ryan McMahon	09:36	1-2	0-1	2-2	0	1	1	0	1	4	1	2	1	0	0	11	3PT%	2-9	22.2%	FT%	10-15	66.7%	GM FG%	24-58	41.4%	3PT%	6-20	30.0%	FT%	14-23	60.9%
10	Samuel Williamson	19:02	2-3	1-1	0-0	1	2	3	2	1	5	1	1	0	0	0		1 <sup>st</sup>	FG%	12-29	41.4%	3PT%	4-11	36.4%	FT%	4-8	50%	2 <sup>nd</sup>	FG%	12-29	41.4%	
20	Josh Nickleberry	00:46	0-0	0-0	0-0	0	0	0	1	0	0	0	0	0	0	0	-3	3PT%	2-9	22.2%	FT%	10-15	66.7%	GM FG%	24-58	41.4%	3PT%	6-20	30.0%	FT%	14-23	60.9%
Team						1	1	2	0	0	0	0	0	0	0	0		1 <sup>st</sup>	FG%	12-29	41.4%	3PT%	4-11	36.4%	FT%	4-8	50%	2 <sup>nd</sup>	FG%	12-29	41.4%	
Totals		24:58	6-20	14-23	14	23	33	17	18	68	12	10	9	3	4	4		1 <sup>st</sup>	FG%	12-29	41.4%	3PT%	4-11	36.4%	FT%	4-8	50%	2 <sup>nd</sup>	FG%	12-29	41.4%	
										Technical Fouls: NONE										Dead Ball Rebounds: 4, 0												
Biggest lead		GIT		LOU		Points from Turnovers		GIT		LOU		Period by Period Shooting																				
11 (2 <sup>nd</sup> 18:17)		11 (2 <sup>nd</sup> 5:00)				7		13				1st		2nd		TOT																
Best Scoring Run		10 (2 <sup>nd</sup> 1:20)		8 (2 <sup>nd</sup> 5:00)		Paint		30		32		GIT		38		64																
Lead Changes		2				Second Chance		9		15		LOU		32		68																
Times Tied		6				Fast Breaks		7		6																						
Time with Lead		25:24		10:51		Bench		0		32																						



Official Basketball Box Score - Final

NC State at Georgia Tech

01/25/20 McCamish Pavilion, Atlanta

2019-20 Men's Basketball

Game Duration: 1:59

Attendance: 6,799

NC State - 58

Record: 14-6 (5-4)

NO.	Name	Min	FG M-A	3P M-A	FT M-A	Rebounds OR DR TOT	Fouls PF FD	TP	AS	TO	ST	Blocks BS BA	+/-
0	DJ Funderburk	F 37:34	3-7	0-0	2-2	0 5 5 4	1 8	0	0	0	0	1 -3	1 <sup>st</sup> FG% 12-31 38.7%
4	Jericole Hellems	F 29:46	1-8	0-4	4-4	3 1 4 4	5 6	3	4	0	0	1 -7	3PT% 2-10 20.0%
11	Markell Johnson	G 38:25	8-16	2-8	3-5	0 3 3 0	5 21	4	4	3	0	0 -6	FT% 6-6 100%
13	C.J. Bryce	G 26:27	0-4	0-1	0-0	1 5 6 5	5 2	0	3	2	0	0 -7	2 <sup>nd</sup> FG% 10-26 38.5%
24	Devon Daniels	G 29:52	5-10	1-1	1-2	2 6 8 4	3 12	1	2	3	0	1 -4	3PT% 2-8 25.0%
10	Braxton Beverly	30:55	5-10	1-4	0-0	1 3 4 2	0 11	1	1	2	0	0 -1	GM FG% 22-57 38.6%
21	Danny Dixon	07:01	0-2	0-0	0-0	0 1 1 0	0 1	0	1	0	0	1 -2	FT% 4-18 22.2%
Team						2 1 3 3	0 1	Dead Ball Rebounds: 2					
Totals			22-57	4-18	10-13	9 25 34	19 16	58	13	14	8	0 5 -6	

Georgia Tech - 64

Record: 9-11 (4-6)

NO.	Name	Min	FG M-A	3P M-A	FT M-A	Rebounds OR DR TOT	Fouls PF FD	TP	AS	TO	ST	Blocks BS BA	+/-
4	Jordan Usher	F 28:15	3-6	1-2	1-1	0 7 7 3	3 8	6	2	0	0	0 -2	1 <sup>st</sup> FG% 12-28 46.2%
5	Moses Wright	F 25:03	2-4	0-0	0-1	0 3 3 3	1 4	0	2	1	0	0 -5	3PT% 4-12 33.3%
12	Khalid Moore	F 21:12	2-3	0-0	1-1	0 1 1 5	5 2	5	0	1	0	0 -13	FT% 3-6 50%
1	James Banks III	C 31:01	3-6	0-0	0-0	4 3 7 1	0 6	1	0	1	2	0 -1	2 <sup>nd</sup> FG% 11-27 40.7%
10	Jose Alvarado	G 37:22	9-21	2-8	6-8	0 8 8 1	8 26	2	5	9	0	0 -7	3PT% 0-4 0.0%
11	Bubba Parham	30:44	1-7	0-3	2-2	0 1 1 1	1 4	2	1	0	0	0 -7	FT% 11-15 73.3%
3	Evan Cole	23:56	3-5	1-2	4-8	2 2 4 2	4 11	0	1	0	3	0 -8	GM FG% 23-53 43.4%
2	Shemari Phillips	01:27	0-1	0-0	0-0	0 0 0 0	0 0	0	0	0	0	0 -6	FT% 14-21 66.7%
Team						2 1 3 3	0 1	Dead Ball Rebounds: 2					
Totals			23-53	4-16	14-21	8 26 34	16 19	64	11	13	5	0 -6	

NCStat

GaTech

Biggest lead	5 (2 <sup>nd</sup> 6:21)	11 (1 <sup>st</sup> 10:58)
Best Scoring Run	10 (1 <sup>st</sup> 1:17)	8 (2 <sup>nd</sup> 1:52)
Lead Changes	6	
Times Tied	7	
Time with Lead	13:25	19:27

Points From

NCStat

GaTech


Turnovers	12	20
Paint	26	32
Second Chance	9	8
Fast Breaks	13	12
Bench	11	15

Period by Period Scoring

	1st	2nd	TOT
NCStat	32	26	58
GaTech	31	33	64



## 2019-20 BOX SCORES



Official Basketball Box Score - Final

Morehouse at Georgia Tech

01/29/20 McCamish Pavilion, Atlanta

2019-20 Men's Basketball

Game Time: 12:30 AM

Game Duration: 1:53

Attendance: 4,133

Officials: Pat Adams, Chuck Jones, Tony Greene

Morehouse - 54

Record: 9-10

NO.	Name	Min	FG	3P	FT	Rebounds	Fouls	TP	AS	TO	ST	Blocks	+/-
			M-A	M-A	M-A	OR DR TOT	PF PD					BS BA	
21	Kairo Whitfield	C 13:59	1-4	0-0	0-0	0 2 2	4 1	2	0	1	1	0	-9
33	Olisa Akonobi	C 22:52	1-4	0-0	2-2	1 3 4	1 1	4	2	2	0	4	-17
1	Robert Andrews	G 12:29	1-3	0-2	0-0	1 0 1	0 0	2	0	1	0	0	-9
11	Michael Olmert	G 32:55	4-7	0-0	1-4	0 4 4	1 7	9	3	3	2	0	-23
23	Tremell Gooden	G 21:53	3-10	0-2	0-0	0 3 3	3 0	6	2	3	0	0	-19
25	Xavier Brewer	27:30	1-5	1-3	0-0	1 6 7	4 0	3	1	1	1	0	-14
3	Malik Kennedy	17:30	2-7	1-3	2-2	0 1 1	2 1	7	0	1	1	0	-21
22	Keith Heard	02:56	0-0	0-0	0-0	0 0 0	1 0	0	0	1	0	2	-2
2	Frank Bailey	00:59	0-0	0-0	0-0	0 0 0	1 0	0	0	0	0	0	-4
24	Julian Alexander	16:21	3-5	2-3	0-0	0 1 1	1 1	8	1	2	0	0	-8
15	Chris Brown	02:46	0-0	0-0	0-0	0 0 0	0 0	0	0	0	1	0	1
20	Kevin Powell	08:15	1-2	0-0	0-0	1 1 2	0 2	2	0	2	0	1	-16
34	Devonte Butler	08:51	1-2	1-1	0-1	0 1 1	0 1	3	0	1	0	0	3
5	Jairus Adley	06:06	1-2	0-0	2-4	1 0 1	0 2	4	1	0	0	0	-1
40	Jordan Sterling	04:38	2-4	0-1	0-0	1 1 2	0 0	4	0	1	0	0	-1
Team						0 1 1		0					
Totals			21-55	5-15	7-13	6 24 30	18 16	54	10	19	6	7	-28

Technical Fouls: NONE

Georgia Tech - 82

Record: 10-11

NO.	Name	Min	FG	3P	FT	Rebounds	Fouls	TP	AS	TO	ST	Blocks	+/-
			M-A	M-A	M-A	OR DR TOT	PF PD					BS BA	
4	Jordan Usher	F 13:56	4-5	0-1	1-1	0 3 3	2 2	9	6	1	4	0	16
5	Moses Wright	F 17:53	4-5	0-0	3-4	0 4 4	0 2	11	1	1	0	0	26
12	Khalid Moore	F 17:37	3-3	2-2	1-2	1 0 1	0 2	9	1	0	0	0	32
1	James Banks III	C 17:01	4-5	0-0	4-4	5 4 9	3 4	12	0	1	1	4	21
10	Jose Alvarado	G 18:56	4-9	1-3	0-0	0 1 1	2 0	9	3	1	1	0	31
3	Evan Cole	21:35	3-10	1-2	0-0	4 6 10	2 0	7	1	2	0	0	-6
11	Bubba Parham	23:08	2-4	1-2	0-0	0 0 0	4 1	5	2	2	1	1	13
23	Asanti Price	25:04	1-7	1-4	2-2	1 3 4	0 2	5	2	3	0	0	1
2	Shembani Phillips	19:02	2-9	0-3	3-4	1 3 4	1 4	7	5	0	0	0	1
14	David Didenko	15:30	1-5	1-4	0-0	0 3 3	0 1	3	0	1	1	1	-3
13	Coleman Boyd	04:38	1-3	1-3	0-0	0 0 0	0 0	3	2	0	1	0	1
34	Niko Broadway	02:20	1-2	0-0	0-0	1 2 3	1 0	2	1	0	0	0	2
45	Shaheed Medlock	02:20	0-0	0-0	0-0	0 0 0	1 0	0	0	1	0	0	2
Team						0 3 3		0					
Totals			30-67	8-24	14-17	13 32 45	16 18	82	24	13	9	6	7

Technical Fouls: NONE

	More	GaTech
Biggest lead	0 (1 <sup>st</sup> 20:00)	33 (2 <sup>nd</sup> 13:24)
Best Scoring Run	5 (2 <sup>nd</sup> 8:06)	11 (1 <sup>st</sup> 8:00)
Lead Changes	0	1
Times Tied	1	
Time with Lead	00:00	39:15

	Points from	More	GaTech
Turnovers		10	29
Paint		24	42
Second Chance		4	9
Fast Breaks		17	18
Bench		31	32

	Period by Period Scoring		
	1st	2nd	TOT
More	22	32	54
GaTech	44	38	82

## MISCELLANEOUS

## Starting Lineups

Game	Opponent	Result	C	F	G/F	G	G	Lineup#	Record
N5	at NC State	W, 82-81 (ot)	Banks III	Wright	Moore	Alvarado	Devoe	1	1-0
N11	ELON	W, 64-41	Banks III	Wright	Moore	Parham	Devoe	2	1-0
N20	at Georgia	L, 78-82	Banks III	Wright	Moore	Alvarado	Devoe	1	1-1
N25	ARKANSAS	L, 61-62 (ot)	Banks III	Wright	Moore	Parham	Devoe	2	1-1
D1	BETHUNE-COOKMAN	W, 68-65	Cole	Wright	Moore	Parham	Devoe	3	1-0
D4	NEBRASKA	W, 73-56	Cole	Wright	Moore	Parham	Devoe	3	2-0
D7	SYRACUSE	L, 63-97	Banks III	Wright	Moore	Parham	Devoe	2	1-2
D14	at Kentucky	L, 53-67	Banks III	Wright	Moore	Parham	Devoe	2	1-3
D18	BALL STATE	L, 47-65	Banks III	Wright	Moore	Usher	Devoe	4	0-1
D22	vs. Boise State	W, 74-60	Banks III	Wright	Usher	Alvarado	Devoe	5	1-0
D23	vs. Houston	L, 59-70	Banks III	Wright	Usher	Alvarado	Devoe	5	1-1
D25	at Hawai'i	W, 70-53	Banks III	Wright	Usher	Alvarado	Devoe	5	2-1
D31	at Florida State	L, 58-70	Banks III	Wright	Usher	Alvarado	Devoe	5	2-2
J4	at North Carolina	W, 96-83	Banks III	Wright	Usher	Alvarado	Devoe	5	3-2
J8	DUKE	L, 64-73	Banks III	Wright	Usher	Alvarado	Devoe	5	3-3
J11	at Boston College	W, 71-52	Banks III	Wright	Usher	Alvarado	Devoe	5	4-3
J15	NOTRE DAME	L, 74-78	Banks III	Wright	Usher	Alvarado	Devoe	5	4-4
J18	VIRGINIA	L, 58-63	Banks III	Wright	Usher	Alvarado	Devoe	5	4-5
J22	at Louisville	L, 64-68	Banks III	Wright	Usher	Alvarado	Devoe	5	4-6
J25	NC STATE	W, 64-58	Banks III	Wright	Usher	Alvarado	Moore	6	1-0
J28	MOREHOUSE	W, 82-54	Banks III	Wright	Usher	Alvarado	Moore	6	1-0
F1	at Notre Dame								
F4	VIRGINIA TECH								
F8	at Pittsburgh								
F12	LOUISVILLE								
F19	at Wake Forest								
F22	at Syracuse								
F25	CLEMSON								
F29	MIAMI								
M4	PITTSBURGH								
M6	at Clemson								

## Specialty Stats (GT/Opp)

Game	Opponent	Paint	OffTO	2ndCh	FBreak	Bench
N5	at NC State	36/28	17/15	6/10	27/15	7/20
N11	ELON	20/16	16/11	5/13	18/3	16/12
N20	at Georgia	36/30	17/18	13/11	13/13	17/11
N25	ARKANSAS	34/20	11/18	12/0	12/19	10/0
D1	BETHUNE-COOKMAN	38/30	15/15	8/16	6/4	12/7
D4	NEBRASKA	48/30	18/10	7/5	16/15	10/13
D7	SYRACUSE	26/24	21/20	12/13	10/21	12/12
D14	at Kentucky	32/26	14/16	5/11	6/10	9/12
D18	BALL STATE	20/26	16/22	6/1	10/4	15/21
D22	vs. Boise State	30/20	15/19	11/7	9/8	7/15
D23	vs. Houston	22/28	12/9	11/13	13/6	0/10
D25	at Hawai'i	42/20	16/12	9/7	13/5	9/23
D31	at Florida State	24/36	10/14	7/10	10/8	3/29
J4	at North Carolina	58/34	21/19	12/19	8/10	26/19
J8	DUKE	36/38	14/18	14/7	13/21	8/18
J11	at Boston College	42/18	12/13	11/9	6/4	9/9
J15	NOTRE DAME	48/32	13/14	10/12	9/8	11/18
J18	VIRGINIA	32/32	19/14	12/10	2/8	9/3
J22	at Louisville	30/32	7/13	9/15	7/6	0/32
J25	NC STATE	32/26	20/12	8/11	12/13	15/11
J28	MOREHOUSE	42/24	29/10	9/4	18/17	32/31
F1	at Notre Dame					
F4	VIRGINIA TECH					
F8	at Pittsburgh					
F12	LOUISVILLE					
F19	at Wake Forest					
F22	at Syracuse					
F25	CLEMSON					
F29	MIAMI					
M4	PITTSBURGH					
M6	at Clemson					

## Miscellaneous

	Opponent	Uniform Color	Tip	Large Lead	Large Deficit	Ties	Lead Changes	GT Led	Opp Led	Game Tied	1st GT Subs	On the Floor at the End
N5	at NC State	Gold	NCST	3	15	9	5	3:52	35:39	0:24	Parham, Price, Cole - 14:35-1st	Alvarado, Parham, Devoe, Moore, Banks III
N11	ELON	White	Elon	26	2	2	2	36:16	0:45	2:59	Cole, Price, Phillips - 14:25-1st	Boyd, Broadway, Rice, Medlock, James
N20	at Georgia	Navy	GT	8	16	5	3	10:24	24:39	4:57	Parham - 14:44-1st	Devoe, Parham, Price, Cole, Wright
N25	ARKANSAS	Gold	GT	3	9	5	9	3:15	32:08	9:37	Cole - 15:51-1st	Parham, Moore, Cole, Wright, Banks III
D1	BETHUNE-COOKMAN	White	B-C	4	10	11	9	12:49	20:54	6:17	Price - 14:40-1st	Parham, Devoe, Moore, Wright, Banks III
D4	NEBRASKA	White	GT	20	4	3	6	30:27	7:42	1:51	Price - 15:45-1st	Parham, Didenko, Price, Cole, Wright
D7	SYRACUSE	White	GT	2	37	-	3	0:37	39:01	0:22	Price - 16:06-1st	Parham, Devoe, Phillips, Price, Cole
D14	at Kentucky	Gold	GT	5	16	3	4	6:56	31:03	2:01	Price, Cole - 14:53-1st	Devoe, Price, Moore, Wright, Cole
D18	BALL STATE	White	GT	5	30	1	3	5:22	33:11	1:27	Parham - 16:16-1st	Parham, Phillips, Price, Cole, Banks III
D22	vs. Boise State	Navy	GT	15	8	4	4	20:26	15:19	3:39	Moore - 15:36-1st	Phillips, Cole, Usher, Wright, Banks III
D23	vs. Houston	White	GT	-	13	-	-	-	39:23	0:37	Moore - 14:06-1st	Alvarado, Devoe, Moore, Parham, Wright
D25	at Hawai'i	Navy	GT	18	9	8	7	17:51	17:37	4:32	Moore - 18:55-1st	Boyd, Medlock, Phillips, Didenko, Cole
D31	at Florida State	Navy	GT	2	14	9	2	1:37	32:17	6:06	Price - 18:33-1st	Alvarado, Devoe, Usher, Wright, Banks III
J4	at North Carolina	Gold	NC	24	-	-	-	39:10	0:50	0:10	Parham, Moore, Price - 12:34-1st	Alvarado, Parham, Devoe, Wright, Banks
J8	DUKE	White	GT	8	12	5	7	15:38	22:13	2:09	Cole - 14:41-1st	Alvarado, Devoe, Parham, Wright, Banks
J11	at Boston College	Gold	GT	21	1	4	2	34:55	0:13	4:52	Parham, Cole - 14:31-1st	Parham, Price, Phillips, Moore, Didenko
J15	NOTRE DAME	White	ND	6	7	12	10	9:54	19:54	10:12	Parham - 16:04-1st	Devoe, Parham, Usher, Wright, Banks
J18	VIRGINIA	White	VA	3	14	3	2	1:13	35:35	3:12	Parham - 15:23-1st	Alvarado, Parham, Usher, Wright, Banks
J22	at Louisville	Gold	LOU	11	11	6	2	25:24	10:51	3:45	Parham, Cole - 11:48-1st	Alvarado, Devoe, Cole, Wright, Banks
J25	NC STATE	White	NCST	11	5	7	6	19:27	13:25	7:08	Parham - 14:14-1st	Alvarado, Parham, Usher, Cole, Banks
J28	MOREHOUSE	White	GT	33	-	1	-	39:15	-	0:45	Cole - 15:59-1st	Boyd, Broadway, Price, Medlock, Didenko
F1	at Notre Dame											
F4	VIRGINIA TECH											
F8	at Pittsburgh											
F12	LOUISVILLE											
F19	at Wake Forest											
F22	at Syracuse											
F25	CLEMSON											
F29	MIAMI											
M4	PITTSBURGH											
M6	at Clemson											

# ROSTER AT-A-GLANCE

## NUMERICAL

No.	Name	Pos.	Ht.	Wt.	Cl.	Exp.	Hometown (High School/College)
0	Michael Devoe	G	6-5	193	So.	1VL	Orlando, Fla. (Montverde Academy)
1	James Banks III	F	6-10	250	Sr.	1VL	Decatur, Ga. (La Lumiere School [LaPorte, Ind.]/Texas)
2	Shembari Phillips	G	6-4	210	r-Sr.	1VL	Atlanta, Ga. (Wheeler HS/Tennessee)
3	Evan Cole	F	6-10	226	Jr.	2VL	Cumming, Ga. (South Forsyth HS)
4	Jordan Usher	G/F	6-7	220	Jr.	TR	Canton, Ga. (Wheeler HS/Southern California)
5	Moses Wright	F	6-9	230	Jr.	2VL	Raleigh, N.C. (William G. Enloe HS)
10	Jose Alvarado	G	6-0	179	Jr.	2VL	Brooklyn, N.Y. (Christ the King HS)
11	Bubba Parham	G	5-10	160	Jr.	TR	Snellville, Ga. (Brookwood HS/VMI)
12	Khalid Moore	F	6-7	203	So.	1VL	Briarwood, N.Y. (Archbishop Molloy HS)
13	Coleman Boyd	G	6-1	173	Fr.	HS	Smyrna, Ga. (Mt. Bethel Christian Academy)
14	David Didenko	F	6-9	232	So.	TR	Yakutsk, Russia (Boca Raton [Fla.] Community School/Palm Beach State)
23	Asanti Price	G	6-5	177	Fr.	HS	Columbia, S.C. (W.J. Keenan HS)
34	Niko Broadway	G	6-3	195	Fr.	HS	Atlanta, Ga. (St. Pius X HS)
35	Kristian Sjolund	F	6-8	213	So.	1VL	Kongsberg, Norway (Obra D. Tompkins HS [Katy, Texas])
45	Shaheed Medlock	G	6-5	196	Sr.	2VL	Waycross, Ga. (Ware County)
55	Malachi Rice	G	6-0	186	Jr.	2VL	Indianapolis, Ind. (Brebeuf Jesuit Preparatory School)

## ALPHABETICAL

No.	Name	Pos.	Ht.	Wt.	Cl.	Exp.	Hometown (High School/College)
10	Jose Alvarado	G	6-0	179	Jr.	2VL	Brooklyn, N.Y. (Christ the King HS)
1	James Banks III	F	6-10	250	Sr.	1VL	Decatur, Ga. (La Lumiere School [LaPorte, Ind.]/Texas)
13	Coleman Boyd	G	6-1	173	Fr.	HS	Smyrna, Ga. (Mt. Bethel Christian Academy)
34	Niko Broadway	G	6-3	195	Fr.	HS	Atlanta, Ga. (St. Pius X HS)
3	Evan Cole	F	6-10	226	Jr.	2VL	Cumming, Ga. (South Forsyth HS)
0	Michael Devoe	G	6-5	193	So.	1VL	Orlando, Fla. (Montverde Academy)
14	David Didenko	F	6-9	232	So.	TR	Yakutsk, Russia (Boca Raton [Fla.] Community School/Palm Beach State)
45	Shaheed Medlock	G	6-5	196	Sr.	2VL	Waycross, Ga. (Ware County)
12	Khalid Moore	F	6-7	203	So.	1VL	Briarwood, N.Y. (Archbishop Molloy HS)
11	Bubba Parham	G	5-10	160	Jr.	TR	Snellville, Ga. (Brookwood HS/VMI)
2	Shembari Phillips	G	6-4	210	r-Sr.	1VL	Atlanta, Ga. (Wheeler HS/Tennessee)
23	Asanti Price	G	6-5	177	Fr.	HS	Columbia, S.C. (W.J. Keenan HS)
55	Malachi Rice	G	6-0	186	Jr.	2VL	Indianapolis, Ind. (Brebeuf Jesuit Preparatory School)
35	Kristian Sjolund	F	6-8	213	So.	1VL	Kongsberg, Norway (Obra D. Tompkins HS [Katy, Texas])
4	Jordan Usher	G/F	6-7	220	Jr.	TR	Canton, Ga. (Wheeler HS/Southern California)
5	Moses Wright	F	6-9	230	Jr.	2VL	Raleigh, N.C. (William G. Enloe HS)

**Head Coach:** Josh Pastner (Arizona, 1997), 4th season

**Associate Head Coach:** Eric Reveno (Stanford, 1989), 4th season

**Assistant Coach:** Julian Swartz (Carroll College, 2005), 4th season

**Assistant Coach:** Anthony Wilkins (Kent State, 2013), 2nd season

**Director of Operations:** Tyler Benson (St. Bonaventure, 2009), 4th season

**Associate Director of Player Personnel:** B.J. Elder (Georgia Tech, 2014), 1st season

**Director of Scouting:** Hayden Sheridan (Arizona, 2016), 2nd season

**Player Development Coach:** Dr. Dan Taylor (Franklin Pierce, 2002), 4th season

**Athletic Trainer:** Richard Stewart (Salisbury, 2005), 13th season

## Pronunciations

Jose Alvarado	AL-vuh-ROD-oh
David Didenko	duh-DENK-oh
Khalid Moore	kuh-LEED
Bubba Parham	PAR-um
Shembari Phillips	shem-BAR-ee
Asanti Price	uh-SON-tee
Eric Reveno	REV-uh-no
Malachi Rice	MAL-uh-ky
Kristian Sjolund	SHO-lund

## BY CLASS

Freshmen: Coleman Boyd, Niko Broadway, Asanti Price

Sophomores: Michael Devoe, David Didenko, Khalid Moore, Kristian Sjolund

Juniors: Jose Alvarado, Evan Cole, Bubba Parham, Malachi Rice, Jordan Usher, Moses Wright

Seniors: James Banks, Shaheed Medlock, Shembari Phillips (r)

## BY STATE/COUNTRY

Florida: Michael Devoe

Georgia: James Banks, Coleman Boyd, Niko Broadway, Evan Cole, Shaheed Medlock, Bubba Parham, Shembari Phillips, Jordan Usher

Indiana: Malachi Rice

New York: Jose Alvarado, Khalid Moore

North Carolina: Moses Wright

Russia: David Didenko (by way of Florida)

South Carolina: Asanti Price

Texas: Kristian Sjolund

## BY BIRTHDATE

January 16, 1998	James Banks
January 30, 2000	David Didenko
March 6, 1999	Malachi Rice
March 21, 1997	Shembari Phillips
April 12, 1998	Jose Alvarado
May 11, 1999	Evan Cole
May 21, 1998	Jordan Usher
July 29, 2000	Khalid Moore
September 10, 1999	Kristian Sjolund
October 24, 1999	Coeman Boyd
November 23, 1997	Bubba Parham
December 15, 2000	Niko Broadway
December 17, 1999	Michael Devoe
December 23, 1998	Moses Wright

## BY MAJOR

Biology: Asanti Price

Business Administration: Coleman Boyd, Evan Cole, Michael Devoe, David Didenko, Shaheed Medlock, Khalid Moore, Malachi Rice, Kristian Sjolund, Jordan Usher, Moses Wright

History, Technology & Society: James Banks III, Bubba Parham, Shembari Phillips

Industrial Engineering: Niko Broadway

Literature, Media & Communication: Jose Alvarado

## BY HEIGHT

5-10	Bubba Parham
6-0	Jose Alvarado, Malachi Rice
6-1	Coleman Boyd
6-3	Niko Broadway
6-4	Shembari Phillips
6-5	Michael Devoe, Shaheed Medlock, Asanti Price
6-6	Jehloni James
6-7	Khalid Moore, Jordan Usher
6-8	Kristian Sjolund
6-9	David Didenko, Moses Wright
6-10	James Banks III, Evan Cole



# RADIO/TV ROSTER



**Jose Alvarado**  
G • 6-0 • Jr.

10



**James Banks**  
C • 6-10 • Sr.

1



**Coleman Boyd**  
G • 6-1 • So.

13



**Niko Broadway**  
G • 6-3 • Fr.

34



**Evan Cole**  
F • 6-10 • Jr.

3



**Michael Devoe**  
G • 6-5 • So.

0



**David Didenko**  
F • 6-9 • So.

14



**Shaheed Medlock**  
G • 6-5 • Sr.

45



**Khalid Moore**  
F • 6-7 • So.

12



**Bubba Parham**  
G • 5-10 • Jr.

11



**Shembari Phillips**  
G • 6-4 • r-Sr.

2



**Asanti Price**  
G • 6-5 • Fr.

23



**Malachi Rice**  
G • 6-0 • Jr.

55



**Kristian Sjolund**  
F • 6-8 • So.

35



**Jordan Usher**  
G/F • 6-7 • Jr.

4



**Moses Wright**  
F • 6-9 • Jr.

5



**Josh Pastner**  
Head Coach



**Eric Reveno**  
Associate Head Coach



**Julian Swartz**  
Assistant Coach



**Anthony Wilkins**  
Assistant Coach



**Tyler Benson**  
Director of Operations



**B.J. Elder**  
Director of Player Personnel



**Hayden Sheridan**  
Director of Scouting

## RADIO/TV CHEAT SHEET



0

**MICHAEL DEVOE****Guard • 6-5 • 193 • Sophomore • Orlando, Fla.**

Yr	GP/GS	PPG	RPG	APG	FG%	3FG%	FT%
2019-20	19/19	16.2	3.8	3.0	.460	.407	.711
Season Highs		Pts: 34	Reb: 9	Ast: 7	Min: 42		
Last Game:	DNP (inj) vs. Morehouse						

**Notes**

- No. 7 in ACC in scoring, No. 7 in FG%, No. 4 in minutes; missed last 2 games with foot injury
- ACC games: 13.6 ppg, 3.3 apg, 41.0% 3pt FG
- Scored in double figures in 14 games, seven 20+ games this season
- 16-of-38 from 3pt distance last 9 games



1

**JAMES BANKS III****Center • 6-10 • 250 • Senior • Decatur, Ga.**

Yr	GP/GS	PPG	RPG	BK/G	FG%	3FG%	FT%
2019-20	21/19	10.3	7.6	2.8	.523	.000	.674
Season Highs		Pts: 20	Reb: 15	Blk: 8	Min: 40		
Last Game:	12 pts, 4-5 FG, 4-4 FT, 9 reb, 4 blk in 17:01 vs. Morehouse						

**Notes**

- No. 2 in ACC in blocked shots (2.81 per game), No. 14 nationally; No. 8 in ACC in rebound avg.
- ACC games: 11.9 ppg, 57.3% FG, 80.8% FT, 7.9 rpg
- Double-doubles in 11 games in his career, four this season (14 pts, career-high 15 reb vs. Duke)
- 7-foot, 5.35-inch wingspan



2

**SHEMBARI PHILLIPS****Guard • 6-4 • 210 • r-Senior • Atlanta, Ga.**

Yr	GP/GS	PPG	RPG	APG	FG%	3FG%	FT%
2019-20	12/0	1.3	0.5	0.9	.217	.200	.750
Season Highs		Pts: 7	Reb: 4	Ast: 5	Min: 19		
Last Game:	7 pts, 2-9 FG, 0-3 3pt, 4 reb, 5 ast in 19:02 vs. Morehouse						

**Notes**

- Played in 11 games off the bench this season, season-high 7 points & 5 assists vs. Morehouse
- Started first 6 games of last season, hit 32.6 percent from the floor, 4-22 on 3s; 55 mins last 10 games
- Part-time starter in 2 seasons at Tennessee (64 games, 24 starts); attended Wheeler HS in Marietta, Ga.



3

**EVAN COLE****Forward • 6-10 • 226 • Junior • Cumming, Ga.**

Yr	GP/GS	PPG	RPG	APG	FG%	3FG%	FT%
2019-20	19/2	4.6	3.4	0.4	.474	.250	.628
Season Highs		Pts: 11	Reb: 9	Ast: 2	Min: 24		
Last Game:	7 pts, 3-10 FG, 1-2 FT, 10 reb in 21:35 vs. Morehouse						

**Notes**

- Worked all offseason in the post and is playing as backup to James Banks III
- Hitting 47.2 pct. from the floor this season; 24-of-47 FG vs. power conference foes
- Averaging 12.7 minutes, started two games; 10.0 mpg in ACC games
- Stepmom is in Georgia Tech Sports Hall of Fame - softball pitcher Jessica Sallinger Cole



4

**JORDAN USHER****Guard/Forward • 6-7 • 220 • Junior • Canton, Ga.**

Yr	GP/GS	PPG	RPG	APG	FG%	3FG%	FT%
2019-20	13/13	8.4	3.7	2.2	.418	.160	.821
Season Highs		Pts: 18	Reb: 7	Ast: 6	Min: 36		
Last Game:	9 pts, 4-5 FG, 3 reb, 6 ast, 4 stl in 13:56 vs. Morehouse						

**Notes**

- Transfer from USC at mid-season last year, made GT debut vs Ball State on Dec. 18
- Started all 13 games since eligible, reached double figures in points in 4; high of 18 vs. Boise State
- 12.0 ppg, 13-30 FG, 9-10 FT, 4.7 rpg in Diamond Head Classic
- Averaged 10.5 ppg (24-43 FG), 4.8 rpg, 3.2 apg in the six games Tech has won since he became eligible



5

**MOSES WRIGHT****Forward • 6-9 • 230 • Junior • Raleigh, N.C.**

Yr	GP/GS	PPG	RPG	BK/G	FG%	3FG%	FT%
2019-20	21/21	12.7	7.2	1.1	.545	.250	.574
Season Highs		Pts: 22	Reb: 12	Blk: 3	Min: 38		
Last Game:	11 pts, 4-5 FG, 3-4 FT, 4 reb in 17:53 vs. Morehouse						

**Notes**

- No. 2 in the ACC in FG%, No. 12 in rebound avg., No. 6 in defensive rebounds
- Last 12 games: 13.9 ppg, 6.6 rpg, 54.4% FG, 67.5% FT
- All-tourney team at Diamond Head Classic: 17.7 ppg, 7.3 rpg, 21-33 FG, 10-12 FT, 4 blocks
- Six double-doubles this season, three vs. ACC teams (13/10 vs. FSU, 12/10 vs. Duke, 18/10 at BC)



10

**JOSE ALVARADO****Guard • 6-0 • 179 • Junior • Brooklyn, N.Y.**

Yr	GP/GS	PPG	RPG	APG	FG%	3FG%	FT%
2019-20	14/14	12.3	3.3	4.4	.417	.300	.816
Season Highs		Pts: 26	Reb: 10	Ast: 9	Min: 39		
Last Game:	9 pts, 4-9 FG, 1-3 3pt, 3 ast, 1 stl in 18:56 vs. Morehouse						

**Notes**

- Averaged 15.9 points, 45-of-97 FG, 16-of-43 3pt FG, 4.9 apg in last 8 games
- Missed 7 of 8 games after NC State due to right ankle injury, returned for Tech's games in Diamond Head Classic
- Since return (11g): 13.7 ppg, 4.5 apg, 2.8 spg, 32.1% 3pt FG, 81.6% FT
- Leads ACC in steals in conference games only (2.67), grabbed Tech-record 9 vs. NC State



11

**BUBBA PARHAM****Guard • 5-10 • 160 • Junior • Snellville, Ga.**

Yr	GP/GS	PPG	RPG	APG	FG%	3FG%	FT%
2019-20	21/6	5.8	2.6	1.9	.381	.328	.889
Season Highs		Pts: 11	Reb: 6	Ast: 4	Min: 40		
Last Game:	5 pts, 2-4 FG, 1-2 3pt, 2 ast in 23:08 vs. Morehouse						

**Notes**

- Has 5 double-digit games this season, all vs. power conference teams (11 pts at UNC)
- Started 6 games this season, 27.3 minutes per game
- In ACC games: 5.1 ppg, 2.3 apg, 34.5% 3pt
- Transfer from VMI who made All-Southern Conference team in 2018-19 (SoCon-best 21.4 ppg, 39.7% 3pt)



12

**KHALID MOORE****Forward • 6-7 • 203 • Sophomore • Briarwood, N.Y.**

Yr	GP/GS	PPG	RPG	APG	FG%	3FG%	FT%
2019-20	19/11	3.9	2.7	1.4	.362	.304	.462
Season Highs		Pts: 11	Reb: 9	Ast: 6	Min: 39		
Last Game:	9 pts, 3-3 FG, 2-2 3pt, 1 reb, 1 ast in 17:37 vs. Morehouse						

**Notes**

- Versatile player who does a little of everything, started first 9 games this season (21.1 mpg)
- Started for injured Devoe last 2 games - played 21:12 vs. NC State (5 pts), 17:37 vs. Morehouse (9 pts)
- Played in every ACC game as a freshman, 16.4 mpg; started 10 games overall; 48.2% FG
- Attended alma mater of legendary Tech guard Kenny Anderson, played on same AAU team as Jose Alvarado



14

**DAVID DIDENKO****Forward • 6-9 • 232 • Sophomore • Yakutsk, Russia**

Yr	GP/GS	PPG	RPG	APG	FG%	3FG%	FT%
2019-20	5/0	0.6	0.8	0.0	.143	.143	.000
Season Highs		Pts: 3	Reb: 3	Ast: 0	Min: 15		
Last Game:	3 pts, 1-5 FG, 3 reb, 1 ast, 1 blk in 15:30 vs. Morehouse						

**Notes**

- Transfer from Palm Beach State CC in Florida, has three years of eligibility at Tech (eligible immediately)
- Native of Yakutsk, Russia, emigrated to the United States in 2010, attended HS in Boca Raton
- Played 27 games last year for Palm Beach State, double figures three times
- Scored his first points at Tech vs. Morehouse on a 3-pointer, grabbed 3 rebounds



23

**ASANTI PRICE****Guard • 6-5 • 177 • Freshman • Columbia, S.C.**

Yr	GP/GS	PPG	RPG	APG	FG%	3FG%	FT%
2019-20	13/0	2.7	2.0	0.8	.319	.111	.286
Season Highs		Pts: 6	Reb: 10	Ast: 2	Min: 26		
Last Game:	5 pts, 1-7 FG, 4 reb, 2 ast in 26:04 vs. Morehouse						

**Notes**

- Averaging 15.5 minutes off the bench, did not play in Diamond Head Classic, but has played in 6 ACC games
- Made 3-pt FG in OT that gave Tech its first lead of the game at NC State on Nov. 5
- Signed with Tech in the spring after all-state senior year at Keenan HS in Columbia, S.C.
- Nicknamed "ASAP"



35

**KRISTIAN SJØLUND****Forward • 6-8 • 213 • Sophomore • Kongsberg, Norway**

Yr	GP/GS	PPG	RPG	APG	FG%	3FG%	FT%
2018-19	21/4	3.0	1.0	0.2	.357	.333	.800
Season Highs		Pts: na	Reb: na	Ast: na	Min: na		
Last Game:	redshirting						

**Notes**

- Versatile HS player with international experience, redshirting this season
- Played in 21 games, started 4 last season, averaged 8.0 ppg (11-of-30 3pt combined) in late 6-game stretch
- Born in Washington state, grew up on Kongsberg, Norway, played HS ball in Katy, Texas
- Played for Norway in 2015 FIBA U16 Championships, 2017 U18 Nordic Championship