



Officials: Pat Adams, Chuck Jones, Tony Greene

Morehouse - 54

Record: 9-10

| NO.           | Name             | C | Min   | FG    |      |      | 3P |    |     | FT |    |    | Rebounds |     |    | Fouls |   | TP | AS | TO | ST | Blocks |     | +/- |
|---------------|------------------|---|-------|-------|------|------|----|----|-----|----|----|----|----------|-----|----|-------|---|----|----|----|----|--------|-----|-----|
|               |                  |   |       | M-A   | M-A  | M-A  | OR | DR | TOT | PF | FD | OR | DR       | TOT | BS | BA    |   |    |    |    |    |        |     |     |
| 21            | Kairo Whitfield  | C | 13:59 | 1-4   | 0-0  | 0-0  | 0  | 2  | 2   | 4  | 1  | 2  | 0        | 1   | 1  | 0     | 1 | 1  | 0  | 1  | 0  | 1      | -9  |     |
| 33            | Olisa Akonobi    | C | 22:52 | 1-4   | 0-0  | 2-2  | 1  | 3  | 4   | 1  | 1  | 4  | 2        | 2   | 0  | 4     | 1 | 2  | 0  | 4  | 1  | -17    |     |     |
| 1             | Robert Andrews   | G | 12:29 | 1-3   | 0-2  | 0-0  | 1  | 0  | 1   | 0  | 0  | 2  | 0        | 1   | 0  | 0     | 0 | 1  | 0  | 0  | 0  | -9     |     |     |
| 11            | Micheal Olmert   | G | 32:55 | 4-7   | 0-0  | 1-4  | 0  | 4  | 4   | 1  | 7  | 9  | 3        | 3   | 2  | 0     | 1 | 3  | 2  | 0  | 1  | -23    |     |     |
| 23            | Tremell Gooden   | G | 21:53 | 3-10  | 0-2  | 0-0  | 0  | 3  | 3   | 3  | 0  | 6  | 2        | 3   | 0  | 0     | 1 | 2  | 3  | 0  | 1  | -19    |     |     |
| 25            | Xavier Brewer    |   | 27:30 | 1-5   | 1-3  | 0-0  | 1  | 6  | 7   | 4  | 0  | 3  | 1        | 1   | 1  | 1     | 0 | 1  | 1  | 0  | 0  | -14    |     |     |
| 3             | Malik Kennedy    |   | 17:30 | 2-7   | 1-3  | 2-2  | 0  | 1  | 1   | 2  | 1  | 7  | 0        | 1   | 1  | 1     | 0 | 1  | 1  | 0  | 1  | -21    |     |     |
| 22            | Keith Heard      |   | 02:56 | 0-0   | 0-0  | 0-0  | 0  | 0  | 0   | 1  | 0  | 0  | 0        | 0   | 1  | 0     | 1 | 0  | 2  | 0  | 0  | -2     |     |     |
| 2             | Frank Bailey     |   | 00:59 | 0-0   | 0-0  | 0-0  | 0  | 0  | 0   | 1  | 0  | 0  | 0        | 0   | 0  | 0     | 0 | 0  | 0  | 0  | 0  | -4     |     |     |
| 24            | Julian Alexander |   | 16:21 | 3-5   | 2-3  | 0-0  | 0  | 1  | 1   | 1  | 1  | 8  | 1        | 2   | 0  | 0     | 0 | 2  | 0  | 0  | 0  | -8     |     |     |
| 15            | Chris Brown      |   | 02:46 | 0-0   | 0-0  | 0-0  | 0  | 0  | 0   | 0  | 0  | 0  | 0        | 0   | 0  | 1     | 0 | 0  | 1  | 0  | 0  | 1      |     |     |
| 20            | Kevin Powell     |   | 08:15 | 1-2   | 0-0  | 0-0  | 1  | 1  | 2   | 0  | 2  | 2  | 0        | 2   | 0  | 1     | 1 | 2  | 0  | 1  | 1  | -16    |     |     |
| 34            | Devonte Butler   |   | 08:51 | 1-2   | 1-1  | 0-1  | 0  | 1  | 1   | 0  | 1  | 3  | 0        | 1   | 0  | 0     | 0 | 1  | 0  | 0  | 0  | 3      |     |     |
| 5             | Jairus Adley     |   | 06:06 | 1-2   | 0-0  | 2-4  | 1  | 0  | 1   | 0  | 2  | 4  | 1        | 0   | 0  | 0     | 0 | 0  | 0  | 0  | 0  | -1     |     |     |
| 40            | Jordan Sterling  |   | 04:38 | 2-4   | 0-1  | 0-0  | 1  | 1  | 2   | 0  | 0  | 4  | 0        | 1   | 0  | 0     | 0 | 1  | 0  | 0  | 0  | -1     |     |     |
| Team          |                  |   |       |       |      |      | 0  | 1  | 1   |    |    | 0  |          |     | 0  |       |   |    |    |    |    |        |     |     |
| <b>Totals</b> |                  |   |       | 21-55 | 5-15 | 7-13 | 6  | 24 | 30  | 18 | 16 | 54 | 10       | 19  | 6  | 7     | 6 |    |    |    |    |        | -28 |     |

| Shooting By Period |       |       |
|--------------------|-------|-------|
| 1st FG%            | 8-26  | 30.8% |
| 3PT%               | 1-6   | 16.7% |
| FT%                | 5-7   | 71.4% |
| 2nd FG%            | 13-29 | 44.8% |
| 3PT%               | 4-9   | 44.4% |
| FT%                | 2-6   | 33.3% |
| GM FG%             | 21-55 | 38.2% |
| 3PT%               | 5-15  | 33.3% |
| FT%                | 7-13  | 53.8% |

Dead Ball Rebounds: 1, 0

Technical Fouls::NONE

Georgia Tech - 82

Record: 10-11

| NO.           | Name              | C | Min   | FG    |      |       | 3P |    |     | FT |    |    | Rebounds |     |    | Fouls |   | TP | AS | TO | ST | Blocks |   | +/- |
|---------------|-------------------|---|-------|-------|------|-------|----|----|-----|----|----|----|----------|-----|----|-------|---|----|----|----|----|--------|---|-----|
|               |                   |   |       | M-A   | M-A  | M-A   | OR | DR | TOT | PF | FD | OR | DR       | TOT | BS | BA    |   |    |    |    |    |        |   |     |
| 4             | Jordan Usher      | F | 13:56 | 4-5   | 0-1  | 1-1   | 0  | 3  | 3   | 2  | 2  | 9  | 6        | 1   | 4  | 0     | 0 | 16 | 6  | 1  | 4  | 0      | 0 | 16  |
| 5             | Moses Wright      | F | 17:53 | 4-5   | 0-0  | 3-4   | 0  | 4  | 4   | 0  | 2  | 11 | 1        | 1   | 0  | 0     | 0 | 26 | 1  | 1  | 0  | 0      | 0 | 26  |
| 12            | Khalid Moore      | F | 17:37 | 3-3   | 2-2  | 1-2   | 1  | 0  | 1   | 0  | 2  | 9  | 1        | 0   | 0  | 0     | 0 | 32 | 1  | 0  | 0  | 0      | 0 | 32  |
| 1             | James Banks III   | C | 17:01 | 4-5   | 0-0  | 4-4   | 5  | 4  | 9   | 3  | 4  | 12 | 0        | 1   | 1  | 4     | 1 | 21 | 0  | 1  | 1  | 4      | 1 | 21  |
| 10            | Jose Alvarado     | G | 18:56 | 4-9   | 1-3  | 0-0   | 0  | 1  | 1   | 2  | 0  | 9  | 3        | 1   | 1  | 0     | 1 | 31 | 3  | 1  | 1  | 0      | 1 | 31  |
| 3             | Evan Cole         |   | 21:35 | 3-10  | 1-2  | 0-0   | 4  | 6  | 10  | 2  | 0  | 7  | 1        | 2   | 0  | 0     | 2 | -6 | 1  | 2  | 0  | 0      | 2 | -6  |
| 11            | Bubba Parham      |   | 23:08 | 2-4   | 1-2  | 0-0   | 0  | 0  | 0   | 4  | 1  | 5  | 2        | 2   | 1  | 1     | 0 | 13 | 2  | 2  | 1  | 1      | 0 | 13  |
| 23            | Asanti Price      |   | 26:04 | 1-7   | 1-4  | 2-2   | 1  | 3  | 4   | 0  | 2  | 5  | 2        | 3   | 0  | 0     | 1 | 3  | 2  | 3  | 0  | 0      | 1 | 3   |
| 2             | Shembari Phillips |   | 19:02 | 2-9   | 0-3  | 3-4   | 1  | 3  | 4   | 1  | 4  | 7  | 5        | 0   | 0  | 0     | 1 | 2  | 5  | 0  | 0  | 0      | 1 | 2   |
| 14            | David Didenko     |   | 15:30 | 1-5   | 1-4  | 0-0   | 0  | 3  | 3   | 0  | 1  | 3  | 0        | 1   | 1  | 1     | 1 | -3 | 0  | 1  | 1  | 1      | 1 | -3  |
| 13            | Coleman Boyd      |   | 04:38 | 1-3   | 1-3  | 0-0   | 0  | 0  | 0   | 0  | 0  | 3  | 2        | 0   | 1  | 0     | 0 | 1  | 2  | 0  | 1  | 0      | 0 | 1   |
| 34            | Niko Broadway     |   | 02:20 | 1-2   | 0-0  | 0-0   | 1  | 2  | 3   | 1  | 0  | 2  | 1        | 0   | 0  | 0     | 0 | 2  | 2  | 1  | 0  | 0      | 0 | 2   |
| 45            | Shaheed Medlock   |   | 02:20 | 0-0   | 0-0  | 0-0   | 0  | 0  | 0   | 1  | 0  | 0  | 0        | 1   | 0  | 0     | 0 | 2  | 0  | 1  | 0  | 0      | 0 | 2   |
| Team          |                   |   |       |       |      |       | 0  | 3  | 3   |    |    | 0  |          |     | 0  |       |   |    |    |    |    |        |   |     |
| <b>Totals</b> |                   |   |       | 30-67 | 8-24 | 14-17 | 13 | 32 | 45  | 16 | 18 | 82 | 24       | 13  | 9  | 6     | 7 | 28 |    |    |    |        |   |     |

| Shooting By Period |       |       |
|--------------------|-------|-------|
| 1st FG%            | 15-30 | 50.0% |
| 3PT%               | 3-10  | 30.0% |
| FT%                | 11-13 | 84.6% |
| 2nd FG%            | 15-37 | 40.5% |
| 3PT%               | 5-14  | 35.7% |
| FT%                | 3-4   | 75%   |
| GM FG%             | 30-67 | 44.8% |
| 3PT%               | 8-24  | 33.3% |
| FT%                | 14-17 | 82.4% |

Dead Ball Rebounds: 3, 1

Technical Fouls::NONE

|                  | More                      | GaTech                     |
|------------------|---------------------------|----------------------------|
| Biggest lead     | 0 (1 <sup>st</sup> 20:00) | 33 (2 <sup>nd</sup> 13:24) |
| Best Scoring Run | 5 (2 <sup>nd</sup> 8:06)  | 11 (1 <sup>st</sup> 8:00)  |
| Lead Changes     | 0                         |                            |
| Times Tied       | 1                         |                            |
| Time with Lead   | 00:00                     | 39:15                      |

| Points from   | More | GaTech |
|---------------|------|--------|
| Turnovers     | 10   | 29     |
| Paint         | 24   | 42     |
| Second Chance | 4    | 9      |
| Fast Breaks   | 17   | 18     |
| Bench         | 31   | 32     |

|        | Period by Period Scoring |     |     |
|--------|--------------------------|-----|-----|
|        | 1st                      | 2nd | TOT |
| More   | 22                       | 32  | 54  |
| GaTech | 44                       | 38  | 82  |



**Period 1**

**Quarter Starters:**

|               |               |             |                |               |              |
|---------------|---------------|-------------|----------------|---------------|--------------|
| <b>GaTech</b> | 1 Banks III J | 4 Usher J   | 5 Wright M     | 10 Alvarado J | 12 Moore K   |
| <b>More</b>   | 1 Andrews R   | 11 Olmert M | 21 Whitfield K | 23 Gooden T   | 33 Akonobi O |

| Game Time | GaTech   | Score       | Diff     | More   |
|-----------|--|-------------|----------|--|
| 20:00     | 1 BANKS III J jumpball won                             |             |          | 33 AKONOBI O jumpball lost                             |
| 19:38     | 1 BANKS III J 2pt FG in the paint, dunk, made (2)      | <b>2-0</b>  | <b>2</b> |  |
| 19:38     | 4 USHER J assist (1)                                   |             |          |  |
| 19:02     |  | <b>2-2</b>  | <b>0</b> | 33 AKONOBI O 2pt FG in the paint, jump shot made (2)   |
| 19:02     |  |             |          | 11 OLMERT M assist (1)                                 |
| 18:39     | 12 MOORE K 2pt FG outside the paint, made (2)          | <b>4-2</b>  | <b>2</b> |  |
| 18:39     | 10 ALVARADO J assist (1)                               |             |          |  |
| 18:26     |  |             |          | 21 WHITFIELD K 2pt FG in the paint, blocked            |
| 18:26     | 1 BANKS III J block (1)                                |             |          |  |
| 18:23     | 5 WRIGHT M defensive rebound (1)                       |             |          |  |
| 18:09     | 10 ALVARADO J 3pt FG , jump shot missed                |             |          |  |
| 18:06     |  |             |          | defensive rebound (1)                                  |
| 17:56     |  |             |          | 23 GOODEN T 2pt FG in the paint, layup missed          |
| 17:53     |  |             |          | 1 ANDREWS R offensive rebound (1)                      |
| 17:39     | 4 USHER J steal (1)                                    |             |          | 21 WHITFIELD K turnover lost ball (1)                  |
| 17:33     | 10 ALVARADO J 2pt FG fast break in the paint, made (2) | <b>6-2</b>  | <b>4</b> |  |
| 17:33     | 4 USHER J assist (2)                                   |             |          |  |
| 17:10     |  |             |          | 21 WHITFIELD K 2pt FG outside the paint, missed        |
| 17:07     | 1 BANKS III J defensive rebound (1)                    |             |          |  |
| 16:48     | 5 WRIGHT M foul drawn (1)                              |             |          | 11 OLMERT M foul shooting (1 - 1)                      |
| 16:47     | 5 WRIGHT M free throw 1 - 2 missed                     |             |          |  |
| 16:47     | offensive dead ball rebound (1)                        |             |          |  |
| 16:47     |  |             |          | 21 WHITFIELD K substitution out                        |
| 16:47     |  |             |          | 25 BREWER X substitution in                            |
| 16:47     | 5 WRIGHT M free throw 2 - 2 made (1)                   | <b>7-2</b>  | <b>5</b> |  |
| 16:36     | 4 USHER J steal (2)                                    |             |          | 1 ANDREWS R turnover bad pass (1)                      |
| 16:28     | 1 BANKS III J turnover bad pass (1)                    |             |          |  |
| 16:09     |  |             |          | 23 GOODEN T 2pt FG outside the paint, jump shot missed |
| 16:05     | 4 USHER J defensive rebound (1)                        |             |          |  |
| 16:00     | 4 USHER J turnover bad pass (1)                        |             |          | 25 BREWER X steal (1)                                  |
| 15:59     | 4 USHER J foul personal (1 - 1)                        |             |          | 11 OLMERT M foul drawn (1)                             |
| 15:59     | Timeout media  |             |          |  |
| 15:59     | 1 BANKS III J substitution out                         |             |          |  |
| 15:59     | 3 COLE E substitution in                               |             |          |  |
| 15:54     |  | <b>7-5</b>  | <b>2</b> | 25 BREWER X 3pt FG fast break, jump shot made (3)      |
| 15:54     |  |             |          | 11 OLMERT M assist (2)                                 |
| 15:31     | 3 COLE E 3pt FG , jump shot made (3)                   | <b>10-5</b> | <b>5</b> |  |
| 15:31     | 4 USHER J assist (3)                                   |             |          |  |
| 15:25     | 10 ALVARADO J substitution out                         |             |          |  |
| 15:25     | 11 PARHAM B substitution in                            |             |          |  |
| 15:08     | 4 USHER J foul shooting (2 - 2)                        |             |          | 33 AKONOBI O foul drawn (1)                            |
| 15:08     |  | <b>10-6</b> | <b>4</b> | 33 AKONOBI O free throw 1 - 2 made (3)                 |
| 15:08     |  | <b>10-7</b> | <b>3</b> | 33 AKONOBI O free throw 2 - 2 made (4)                 |



**Morehouse at Georgia Tech**

01/29/20 McCamish Pavilion, Atlanta  
2019-20 Men's Basketball

**Game Time:** 12:30 AM

**Game Duration:** 1:53

**Attendance:** 4,133

**Officials:** Pat Adams, Chuck Jones, Tony Greene

| Game Time | GaTech   | Score        | Diff     | More   |
|-----------|--|--------------|----------|--|
| 14:53     | 4 USHER J 2pt FG in the paint, made (2)                | <b>12-7</b>  | <b>5</b> |  |
| 14:53     | 3 COLE E assist (1)                                    |              |          |  |
| 14:34     |  |              |          | 11 OLMERT M 2pt FG in the paint, missed              |
| 14:33     | defensive rebound (4)                                  |              |          |  |
| 14:33     | 4 USHER J substitution out                             |              |          |  |
| 14:33     | 23 PRICE A substitution in                             |              |          |  |
| 14:15     | 23 PRICE A 3pt FG , jump shot missed                   |              |          |  |
| 14:11     |  |              |          | 25 BREWER X defensive rebound (1)                    |
| 14:06     | 11 PARHAM B foul personal (1 - 3)                      |              |          | 11 OLMERT M foul drawn (2)                           |
| 13:59     |  |              |          | 1 ANDREWS R 3pt FG , jump shot missed                |
| 13:54     | 3 COLE E defensive rebound (1)                         |              |          |  |
| 13:43     | 11 PARHAM B 2pt FG outside the paint, missed           |              |          |  |
| 13:41     |  |              |          | 25 BREWER X defensive rebound (2)                    |
| 13:32     |  |              |          | 25 BREWER X 3pt FG , jump shot missed                |
| 13:30     | 3 COLE E defensive rebound (2)                         |              |          |  |
| 13:25     | 3 COLE E 3pt FG , jump shot missed                     |              |          |  |
| 13:22     |  |              |          | 11 OLMERT M defensive rebound (1)                    |
| 13:17     |  |              |          | 23 GOODEN T 3pt FG , jump shot missed                |
| 13:14     | defensive rebound (7)                                  |              |          |  |
| 13:14     | 5 WRIGHT M substitution out                            |              |          |  |
| 13:14     | 12 MOORE K substitution out                            |              |          |  |
| 13:14     | 1 BANKS III J substitution in                          |              |          |  |
| 13:14     | 10 ALVARADO J substitution in                          |              |          |  |
| 13:14     |  |              |          | 23 GOODEN T substitution out                         |
| 13:14     |  |              |          | 33 AKONOBI O substitution out                        |
| 13:14     |  |              |          | 3 KENNEDY M substitution in                          |
| 13:14     |  |              |          | 22 HEARD K substitution in                           |
| 12:58     | 3 COLE E 2pt FG outside the paint, jump shot blocked   |              |          |  |
| 12:58     |  |              |          | 22 HEARD K block (1)                                 |
| 12:54     | 3 COLE E offensive rebound (3)                         |              |          |  |
| 12:50     | 3 COLE E turnover bad pass (1)                         |              |          | 11 OLMERT M steal (1)                                |
| 12:46     |  | <b>12-9</b>  | <b>3</b> | 11 OLMERT M 2pt FG fast break in the paint, made (2) |
| 12:29     | 23 PRICE A turnover bad pass (1)                       |              |          |  |
| 12:29     | 3 COLE E substitution out                              |              |          |  |
| 12:29     | 11 PARHAM B substitution out                           |              |          |  |
| 12:29     | 2 PHILLIPS S substitution in                           |              |          |  |
| 12:29     | 4 USHER J substitution in                              |              |          |  |
| 12:13     | 10 ALVARADO J foul personal (1 - 4)                    |              |          | 11 OLMERT M foul drawn (3)                           |
| 11:58     | 4 USHER J steal (3)                                    |              |          | 25 BREWER X turnover lost ball (1)                   |
| 11:53     | 10 ALVARADO J 2pt FG fast break in the paint, made (4) | <b>14-9</b>  | <b>5</b> |  |
| 11:53     | 4 USHER J assist (4)                                   |              |          |  |
| 11:29     |  | <b>14-11</b> | <b>3</b> | 1 ANDREWS R 2pt FG outside the paint, made (2)       |
| 11:19     | 4 USHER J 3pt FG , jump shot missed                    |              |          |  |
| 11:17     | 1 BANKS III J offensive rebound (2)                    |              |          |  |
| 11:16     | Timeout media  |              |          |  |
| 11:16     | 4 USHER J substitution out                             |              |          |  |
| 11:16     | 23 PRICE A substitution out                            |              |          |  |
| 11:16     | 11 PARHAM B substitution in                            |              |          |  |
| 11:16     | 12 MOORE K substitution in                             |              |          |  |



**Morehouse at Georgia Tech**

01/29/20 McCamish Pavilion, Atlanta  
2019-20 Men's Basketball

Game Time: 12:30 AM

Game Duration: 1:53

Attendance: 4,133

Officials: Pat Adams, Chuck Jones, Tony Greene

| Game Time | GaTech  | Score | Diff | More  |
|-----------|---|-------|------|---|
| 11:16     |   |       |      | 11 OLMERT M substitution out                            |
| 11:16     |   |       |      | 22 HEARD K substitution out                             |
| 11:16     |   |       |      | 2 BAILEY F substitution in                              |
| 11:16     |   |       |      | 23 GOODEN T substitution in                             |
| 11:08     |   |       |      | 23 GOODEN T substitution out                            |
| 11:08     |   |       |      | 22 HEARD K substitution in                              |
| 11:13     | 1 BANKS III J foul drawn (1)                      |       |      | 22 HEARD K foul personal (1 - 2)                        |
| 11:05     | 10 ALVARADO J 2pt FG in the paint, missed         |       |      |   |
| 11:04     | 1 BANKS III J offensive rebound (3)               |       |      |   |
| 11:04     | 1 BANKS III J foul drawn (2)                      |       |      | 2 BAILEY F foul shooting (1 - 3)                        |
| 11:04     | 1 BANKS III J free throw 1 - 2 made (3)           | 15-11 | 4    |   |
| 11:04     | 1 BANKS III J free throw 2 - 2 made (4)           | 16-11 | 5    |   |
| 10:46     | 1 BANKS III J steal (1)                           |       |      | 3 KENNEDY M turnover lost ball (1)                      |
| 10:40     | 10 ALVARADO J 2pt FG in the paint, blocked        |       |      |   |
| 10:40     |   |       |      | 22 HEARD K block (2)                                    |
| 10:34     | 1 BANKS III J offensive rebound (4)               |       |      |   |
| 10:34     | 1 BANKS III J 2pt FG in the paint, dunk, made (6) | 18-11 | 7    |   |
| 10:17     |   |       |      | 22 HEARD K turnover travel (1)                          |
| 10:17     |   |       |      | 1 ANDREWS R substitution out                            |
| 10:17     |   |       |      | 2 BAILEY F substitution out                             |
| 10:17     |   |       |      | 22 HEARD K substitution out                             |
| 10:17     |   |       |      | 11 OLMERT M substitution in                             |
| 10:17     |   |       |      | 23 GOODEN T substitution in                             |
| 10:17     |   |       |      | 33 AKONOBI O substitution in                            |
| 10:06     | 11 PARHAM B 3pt FG , made (3)                     | 21-11 | 10   |   |
| 10:06     | 2 PHILLIPS S assist (1)                           |       |      |   |
| 09:46     |   |       |      | 33 AKONOBI O 2pt FG outside the paint, jump shot missed |
| 09:42     | 1 BANKS III J defensive rebound (5)               |       |      |   |
| 09:29     | 2 PHILLIPS S 3pt FG , jump shot missed            |       |      |   |
| 09:24     | 12 MOORE K offensive rebound (1)                  |       |      |   |
| 09:17     | 11 PARHAM B turnover bad pass (1)                 |       |      | 3 KENNEDY M steal (1)                                   |
| 08:56     | 11 PARHAM B steal (1)                             |       |      | 23 GOODEN T turnover bad pass (1)                       |
| 08:46     | 2 PHILLIPS S 2pt FG in the paint, missed          |       |      |   |
| 08:46     | 1 BANKS III J offensive rebound (6)               |       |      |   |
| 08:46     | 1 BANKS III J foul drawn (3)                      |       |      | 25 BREWER X foul shooting (1 - 4)                       |
| 08:46     | 1 BANKS III J free throw 1 - 2 made (7)           | 22-11 | 11   |   |
| 08:46     | 2 PHILLIPS S substitution out                     |       |      |   |
| 08:46     | 5 WRIGHT M substitution in                        |       |      |   |
| 08:46     |   |       |      | 3 KENNEDY M substitution out                            |
| 08:46     |   |       |      | 24 ALEXANDER J substitution in                          |
| 08:46     | 1 BANKS III J free throw 2 - 2 made (8)           | 23-11 | 12   |   |
| 08:16     |   |       |      | 24 ALEXANDER J turnover lost ball (1)                   |
| 08:00     | 5 WRIGHT M 2pt FG in the paint, dunk, made (3)    | 25-11 | 14   |   |
| 08:00     | 10 ALVARADO J assist (2)                          |       |      |   |
| 07:28     |   |       |      | 33 AKONOBI O 2pt FG in the paint, layup blocked         |
| 07:28     | 1 BANKS III J block (2)                           |       |      |   |
| 07:25     |   |       |      | 25 BREWER X offensive rebound (3)                       |
| 07:24     |   |       |      | 25 BREWER X 2pt FG in the paint, jump shot missed       |
| 07:22     | 1 BANKS III J defensive rebound (7)               |       |      |   |



**Morehouse at Georgia Tech**

01/29/20 McCamish Pavilion, Atlanta  
2019-20 Men's Basketball

**Game Time:** 12:30 AM  
**Game Duration:** 1:53  
**Attendance:** 4,133

**Officials:** Pat Adams, Chuck Jones, Tony Greene

| Game Time | GaTech   | Score        | Diff      | More   |
|-----------|--|--------------|-----------|--|
| 07:20     | 11 PARHAM B turnover bad pass (2)                  |              |           | 11 OLMERT M steal (2)                                  |
| 07:17     | 1 BANKS III J foul shooting (1 - 5)                |              |           | 11 OLMERT M foul drawn (4)                             |
| 07:17     | Timeout media                                      |              |           |  |
| 07:17     | 1 BANKS III J substitution out                     |              |           |  |
| 07:17     | 10 ALVARADO J substitution out                     |              |           |  |
| 07:17     | 12 MOORE K substitution out                        |              |           |  |
| 07:17     | 3 COLE E substitution in                           |              |           |  |
| 07:17     | 4 USHER J substitution in                          |              |           |  |
| 07:17     | 23 PRICE A substitution in                         |              |           |  |
| 07:17     |  |              |           | 25 BREWER X substitution out                           |
| 07:17     |  |              |           | 33 AKONOBI O substitution out                          |
| 07:17     |  |              |           | 1 ANDREWS R substitution in                            |
| 07:17     |  |              |           | 21 WHITFIELD K substitution in                         |
| 07:17     |  | <b>25-12</b> | <b>13</b> | 11 OLMERT M free throw fast break 1 - 2 made (3)       |
| 07:17     |  |              |           | 11 OLMERT M free throw fast break 2 - 2 missed         |
| 07:16     | 5 WRIGHT M defensive rebound (2)                   |              |           |  |
| 06:57     | 5 WRIGHT M 2pt FG in the paint, missed             |              |           |  |
| 06:55     |  |              |           | 21 WHITFIELD K defensive rebound (1)                   |
| 06:55     | 3 COLE E foul personal (1 - 6)                     |              |           | 21 WHITFIELD K foul drawn (1)                          |
| 06:43     |  | <b>25-14</b> | <b>11</b> | 23 GOODEN T 2pt FG in the paint, made (2)              |
| 06:29     | 23 PRICE A foul drawn (1)                          |              |           | 23 GOODEN T foul personal (1 - 5)                      |
| 06:20     | 5 WRIGHT M foul drawn (2)                          |              |           | 23 GOODEN T foul shooting (2 - 6)                      |
| 06:20     | 5 WRIGHT M free throw 1 - 2 made (4)               | <b>26-14</b> | <b>12</b> |  |
| 06:20     |  |              |           | 23 GOODEN T substitution out                           |
| 06:20     |  |              |           | 25 BREWER X substitution in                            |
| 06:20     | 5 WRIGHT M free throw 2 - 2 made (5)               | <b>27-14</b> | <b>13</b> |  |
| 06:06     |  |              |           | 11 OLMERT M turnover travel (1)                        |
| 05:57     | 4 USHER J 2pt FG fast break in the paint, made (4) | <b>29-14</b> | <b>15</b> |  |
| 05:57     | 11 PARHAM B assist (1)                             |              |           |  |
| 05:57     | 4 USHER J foul drawn (1)                           |              |           | 21 WHITFIELD K foul shooting (1 - 7)                   |
| 05:57     | 4 USHER J free throw fast break 1 - 1 made (5)     | <b>30-14</b> | <b>16</b> |  |
| 05:40     |  |              |           | 1 ANDREWS R 3pt FG , jump shot missed                  |
| 05:36     | 3 COLE E defensive rebound (4)                     |              |           |  |
| 05:26     | 3 COLE E 2pt FG in the paint, dunk, missed         |              |           |  |
| 05:23     |  |              |           | 11 OLMERT M defensive rebound (2)                      |
| 05:12     |  |              |           | 25 BREWER X 2pt FG outside the paint, jump shot missed |
| 05:10     | 4 USHER J defensive rebound (2)                    |              |           |  |
| 05:07     | 3 COLE E 2pt FG in the paint, alleyoop missed      |              |           |  |
| 05:04     |  |              |           | 24 ALEXANDER J defensive rebound (1)                   |
| 04:53     |  | <b>30-16</b> | <b>14</b> | 21 WHITFIELD K 2pt FG in the paint, made (2)           |
| 04:53     |  |              |           | 24 ALEXANDER J assist (1)                              |
| 04:32     | 5 WRIGHT M 2pt FG in the paint, dunk, made (7)     | <b>32-16</b> | <b>16</b> |  |
| 04:31     | 4 USHER J substitution out                         |              |           |  |
| 04:31     | 5 WRIGHT M substitution out                        |              |           |  |
| 04:31     | 1 BANKS III J substitution in                      |              |           |  |
| 04:31     | 2 PHILLIPS S substitution in                       |              |           |  |
| 04:31     |  |              |           | 1 ANDREWS R substitution out                           |
| 04:31     |  |              |           | 24 ALEXANDER J substitution out                        |
| 04:31     |  |              |           | 3 KENNEDY M substitution in                            |



**Morehouse at Georgia Tech**

01/29/20 McCamish Pavilion, Atlanta  
2019-20 Men's Basketball

**Game Time:** 12:30 AM  
**Game Duration:** 1:53  
**Attendance:** 4,133

**Officials:** Pat Adams, Chuck Jones, Tony Greene

| Game Time | GaTech   | Score        | Diff      | More   |
|-----------|--|--------------|-----------|--|
| 04:31     |  |              |           | 15 BROWN C substitution in                       |
| 04:11     |  | <b>32-18</b> | <b>14</b> | 11 OLMERT M 2pt FG outside the paint, made (5)   |
| 04:11     |  |              |           | 25 BREWER X assist (1)                           |
| 03:54     | 2 PHILLIPS S foul drawn (1)                        |              |           | 3 KENNEDY M foul personal (1 - 8)                |
| 03:54     | Timeout media                                      |              |           |  |
| 03:54     | 11 PARHAM B substitution out                       |              |           |  |
| 03:54     | 10 ALVARADO J substitution in                      |              |           |  |
| 03:54     | 2 PHILLIPS S 1&1 free throw 1 made (1)             | <b>33-18</b> | <b>15</b> |  |
| 03:54     | 2 PHILLIPS S 1&1 free throw 2 made (2)             | <b>34-18</b> | <b>16</b> |  |
| 03:44     |  |              |           | 11 OLMERT M turnover lost ball (2)               |
| 03:33     | 23 PRICE A turnover bad pass (2)                   |              |           | 21 WHITFIELD K steal (1)                         |
| 03:31     | 1 BANKS III J foul personal (2 - 7)                |              |           | 11 OLMERT M foul drawn (5)                       |
| 03:31     |  |              |           | 11 OLMERT M 1&1 free throw 1 missed              |
| 03:30     | 3 COLE E defensive rebound (5)                     |              |           |  |
| 03:21     | 10 ALVARADO J 3pt FG , jump shot missed            |              |           |  |
| 03:18     |  |              |           | 11 OLMERT M defensive rebound (3)                |
| 03:13     |  |              |           | 3 KENNEDY M 3pt FG , jump shot missed            |
| 03:10     | 2 PHILLIPS S defensive rebound (1)                 |              |           |  |
| 02:52     | 2 PHILLIPS S 3pt FG , jump shot missed             |              |           |  |
| 02:47     |  |              |           | 21 WHITFIELD K defensive rebound (2)             |
| 02:40     | 10 ALVARADO J steal (1)                            |              |           | 11 OLMERT M turnover lost ball (3)               |
| 02:26     | 10 ALVARADO J turnover bad pass (1)                |              |           | 15 BROWN C steal (1)                             |
| 02:22     | 10 ALVARADO J foul shooting (2 - 8)                |              |           | 3 KENNEDY M foul drawn (1)                       |
| 02:22     |  | <b>34-19</b> | <b>15</b> | 3 KENNEDY M free throw fast break 1 - 2 made (1) |
| 02:22     | 2 PHILLIPS S substitution out                      |              |           |  |
| 02:22     | 3 COLE E substitution out                          |              |           |  |
| 02:22     | 5 WRIGHT M substitution in                         |              |           |  |
| 02:22     | 12 MOORE K substitution in                         |              |           |  |
| 02:22     |  |              |           | 25 BREWER X substitution out                     |
| 02:22     |  |              |           | 20 POWELL K substitution in                      |
| 02:22     |  | <b>34-20</b> | <b>14</b> | 3 KENNEDY M free throw fast break 2 - 2 made (2) |
| 02:11     | 5 WRIGHT M 2pt FG in the paint, layup made (9)     | <b>36-20</b> | <b>16</b> |  |
| 02:11     | 23 PRICE A assist (1)                              |              |           |  |
| 02:01     |  |              |           | 20 POWELL K 2pt FG in the paint, layup blocked   |
| 02:01     | 1 BANKS III J block (3)                            |              |           |  |
| 01:58     |  |              |           | 20 POWELL K offensive rebound (1)                |
| 01:58     |  | <b>36-22</b> | <b>14</b> | 20 POWELL K 2pt FG in the paint, layup made (2)  |
| 01:58     | 1 BANKS III J substitution out                     |              |           |  |
| 01:58     | 11 PARHAM B substitution in                        |              |           |  |
| 01:45     | 12 MOORE K foul drawn (1)                          |              |           | 21 WHITFIELD K foul shooting (2 - 9)             |
| 01:45     | 12 MOORE K free throw 1 - 2 missed                 |              |           |  |
| 01:45     | offensive dead ball rebound (2)                    |              |           |  |
| 01:45     | 12 MOORE K free throw 2 - 2 made (3)               | <b>37-22</b> | <b>15</b> |  |
| 01:45     |  |              |           | 15 BROWN C substitution out                      |
| 01:45     |  |              |           | 24 ALEXANDER J substitution in                   |
| 01:26     |  |              |           | 3 KENNEDY M 2pt FG in the paint, missed          |
| 01:23     | 10 ALVARADO J defensive rebound (1)                |              |           |  |
| 01:16     | 5 WRIGHT M 2pt FG in the paint, alleyoop made (11) | <b>39-22</b> | <b>17</b> |  |
| 01:16     | 12 MOORE K assist (1)                              |              |           |  |



Official Basketball Play by Play - First Half

**Morehouse at Georgia Tech**

01/29/20 McCamish Pavilion, Atlanta  
2019-20 Men's Basketball

**Game Time:** 12:30 AM

**Game Duration:** 1:53

**Attendance:** 4,133

**Officials:** Pat Adams, Chuck Jones, Tony Greene

| Game Time                | GaTech   | Score        | Diff      | More   |
|--------------------------|--|--------------|-----------|--|
| 00:53                    |  |              |           | 11 OLMERT M 2pt FG outside the paint, jump shot missed |
| 00:50                    | 5 WRIGHT M defensive rebound (3)                       |              |           |  |
| 00:35                    | 12 MOORE K 3pt FG , jump shot made (6)                 | <b>42-22</b> | <b>20</b> |  |
| 00:35                    | 23 PRICE A assist (2)                                  |              |           |  |
| 00:25                    |  |              |           | Timeout 30 Sec   |
| 00:25                    |  |              |           | 20 POWELL K substitution out                           |
| 00:25                    |  |              |           | 25 BREWER X substitution in                            |
| 00:04                    |  |              |           | 11 OLMERT M 2pt FG in the paint, jump shot blocked     |
| 00:04                    | 11 PARHAM B block (1)                                  |              |           |  |
| 00:01                    | 5 WRIGHT M defensive rebound (4)                       |              |           |  |
| 00:00                    | 10 ALVARADO J 2pt FG fast break in the paint, made (6) | <b>44-22</b> | <b>22</b> |  |
| 00:00                    | 5 WRIGHT M assist (1)                                  |              |           |  |
| <b>END OF PERIOD</b>     |  |              |           |  |
| <b>GaTech 44-22 More</b> |  |              |           |  |



**Morehouse at Georgia Tech**

01/29/20 McCamish Pavilion, Atlanta  
2019-20 Men's Basketball

Game Time: 12:30 AM  
Game Duration: 1:53  
Attendance: 4,133

Officials: Pat Adams, Chuck Jones, Tony Greene

**Morehouse - 22**

| NO.           | Name             | C | Min   | FG   | 3P  | FT  | Rebounds |    |     | Fouls |    | TP | AS | TO | ST | Blocks |    | +/- |
|---------------|------------------|---|-------|------|-----|-----|----------|----|-----|-------|----|----|----|----|----|--------|----|-----|
|               |                  |   |       | M-A  | M-A | M-A | OR       | DR | TOT | PF    | FD |    |    |    |    | BS     | BA |     |
| 21            | Kairo Whitfield  | C | 10:30 | 1-3  | 0-0 | 0-0 | 0        | 2  | 2   | 2     | 1  | 2  | 0  | 1  | 1  | 0      | 1  | -12 |
| 33            | Olisa Akonobi    | C | 09:46 | 1-3  | 0-0 | 2-2 | 0        | 0  | 0   | 0     | 1  | 4  | 0  | 0  | 0  | 0      | 1  | -12 |
| 1             | Robert Andrews   | G | 12:29 | 1-3  | 0-2 | 0-0 | 1        | 0  | 1   | 0     | 0  | 2  | 0  | 1  | 0  | 0      | 0  | -9  |
| 11            | Micheal Olmert   | G | 19:01 | 2-5  | 0-0 | 1-3 | 0        | 3  | 3   | 1     | 5  | 5  | 2  | 3  | 2  | 0      | 1  | -18 |
| 23            | Tremell Gooden   | G | 10:44 | 1-4  | 0-1 | 0-0 | 0        | 0  | 0   | 2     | 0  | 2  | 0  | 1  | 0  | 0      | 0  | -10 |
| 25            | Xavier Brewer    |   | 13:54 | 1-4  | 1-2 | 0-0 | 1        | 2  | 3   | 1     | 0  | 3  | 1  | 1  | 1  | 0      | 0  | -15 |
| 3             | Malik Kennedy    |   | 08:59 | 0-2  | 0-1 | 2-2 | 0        | 0  | 0   | 1     | 1  | 2  | 0  | 1  | 1  | 0      | 0  | -12 |
| 22            | Keith Heard      |   | 02:56 | 0-0  | 0-0 | 0-0 | 0        | 0  | 0   | 1     | 0  | 0  | 0  | 1  | 0  | 2      | 0  | -2  |
| 2             | Frank Bailey     |   | 00:59 | 0-0  | 0-0 | 0-0 | 0        | 0  | 0   | 1     | 0  | 0  | 0  | 0  | 0  | 0      | 0  | -4  |
| 24            | Julian Alexander |   | 06:00 | 0-0  | 0-0 | 0-0 | 0        | 1  | 1   | 0     | 0  | 0  | 1  | 1  | 0  | 0      | 0  | -12 |
| 15            | Chris Brown      |   | 02:46 | 0-0  | 0-0 | 0-0 | 0        | 0  | 0   | 0     | 0  | 0  | 0  | 0  | 1  | 0      | 0  | 1   |
| 20            | Kevin Powell     |   | 01:56 | 1-2  | 0-0 | 0-0 | 1        | 0  | 1   | 0     | 0  | 2  | 0  | 0  | 0  | 0      | 1  | -5  |
| Team          |                  |   |       |      |     |     | 0        | 1  | 1   |       |    | 0  |    | 0  |    |        |    |     |
| <b>Totals</b> |                  |   |       | 8-26 | 1-6 | 5-7 | 3        | 9  | 12  | 9     | 8  | 22 | 4  | 10 | 6  | 2      | 4  | -22 |

| Shooting By Period |      |       |
|--------------------|------|-------|
| 1st FG%            | 8-26 | 30.8% |
| 3PT%               | 1-6  | 16.7% |
| FT%                | 5-7  | 71.4% |
| GM FG%             | 8-26 | 30.8% |
| 3PT%               | 1-6  | 16.7% |
| FT%                | 5-7  | 71.4% |

Dead Ball Rebounds: 0, 0

Technical Fouls::NONE

**Georgia Tech - 44**

| NO.           | Name              | C | Min   | FG    | 3P   | FT    | Rebounds |    |     | Fouls |    | TP | AS | TO | ST | Blocks |    | +/- |
|---------------|-------------------|---|-------|-------|------|-------|----------|----|-----|-------|----|----|----|----|----|--------|----|-----|
|               |                   |   |       | M-A   | M-A  | M-A   | OR       | DR | TOT | PF    | FD |    |    |    |    | BS     | BA |     |
| 4             | Jordan Usher      | F | 09:26 | 2-3   | 0-1  | 1-1   | 0        | 2  | 2   | 2     | 1  | 5  | 4  | 1  | 3  | 0      | 0  | 7   |
| 5             | Moses Wright      | F | 13:23 | 4-5   | 0-0  | 3-4   | 0        | 4  | 4   | 0     | 2  | 11 | 1  | 0  | 0  | 0      | 0  | 17  |
| 12            | Khalid Moore      | F | 13:07 | 2-2   | 1-1  | 1-2   | 1        | 0  | 1   | 0     | 1  | 6  | 1  | 0  | 0  | 0      | 0  | 23  |
| 1             | James Banks III   | C | 12:31 | 2-2   | 0-0  | 4-4   | 4        | 3  | 7   | 2     | 3  | 8  | 0  | 1  | 1  | 3      | 0  | 12  |
| 10            | Jose Alvarado     | G | 14:26 | 3-7   | 0-2  | 0-0   | 0        | 1  | 1   | 2     | 0  | 6  | 2  | 1  | 1  | 0      | 1  | 22  |
| 3             | Evan Cole         |   | 08:25 | 1-5   | 1-2  | 0-0   | 1        | 4  | 5   | 1     | 0  | 3  | 1  | 1  | 0  | 0      | 1  | -1  |
| 11            | Bubba Parham      |   | 12:16 | 1-2   | 1-1  | 0-0   | 0        | 0  | 0   | 1     | 0  | 3  | 1  | 2  | 1  | 1      | 0  | 17  |
| 23            | Asanti Price      |   | 10:34 | 0-1   | 0-1  | 0-0   | 0        | 0  | 0   | 0     | 1  | 0  | 2  | 2  | 0  | 0      | 0  | 6   |
| 2             | Shembari Phillips |   | 05:52 | 0-3   | 0-2  | 2-2   | 0        | 1  | 1   | 0     | 1  | 2  | 1  | 0  | 0  | 0      | 0  | 7   |
| Team          |                   |   |       |       |      |       | 0        | 2  | 2   |       |    | 0  |    | 0  |    |        |    |     |
| <b>Totals</b> |                   |   |       | 15-30 | 3-10 | 11-13 | 6        | 17 | 23  | 8     | 9  | 44 | 13 | 8  | 6  | 4      | 2  | 22  |

| Shooting By Period |       |       |
|--------------------|-------|-------|
| 1st FG%            | 15-30 | 50.0% |
| 3PT%               | 3-10  | 30.0% |
| FT%                | 11-13 | 84.6% |
| GM FG%             | 15-30 | 50.0% |
| 3PT%               | 3-10  | 30.0% |
| FT%                | 11-13 | 84.6% |

Dead Ball Rebounds: 2, 0

Technical Fouls::NONE

|                         | More          | GaTech        |
|-------------------------|---------------|---------------|
| <b>Biggest lead</b>     | 0 (1st 20:00) | 22 (1st 0:00) |
| <b>Best Scoring Run</b> | 3 (1st 15:54) | 11 (1st 8:00) |
| <b>Lead Changes</b>     | 0             |               |
| <b>Times Tied</b>       | 1             |               |
| <b>Time with Lead</b>   | 00:00         | 19:15         |

| Points from          | More | GaTech |
|----------------------|------|--------|
| <b>Turnovers</b>     | 8    | 15     |
| <b>Paint</b>         | 10   | 22     |
| <b>Second Chance</b> | 2    | 6      |
| <b>Fast Breaks</b>   | 8    | 9      |
| <b>Bench</b>         | 7    | 8      |

|               | Period by Period Scoring |     |
|---------------|--------------------------|-----|
|               | 1st                      | TOT |
| <b>More</b>   | 22                       | 22  |
| <b>GaTech</b> | 44                       | 44  |





**Morehouse at Georgia Tech**

01/29/20 McCamish Pavilion, Atlanta  
2019-20 Men's Basketball

**Officials:** Pat Adams, Chuck Jones, Tony Greene

**Period 2**

**Quarter Starters:**

|               |               |             |                |               |              |
|---------------|---------------|-------------|----------------|---------------|--------------|
| <b>GaTech</b> | 1 Banks III J | 4 Usher J   | 5 Wright M     | 10 Alvarado J | 12 Moore K   |
| <b>More</b>   | 3 Kennedy M   | 11 Olmert M | 21 Whitfield K | 23 Gooden T   | 33 Akonobi O |

| Game Time | GaTech   | Score        | Diff      | More  |
|-----------|--|--------------|-----------|---|
| 20:00     | 11 PARHAM B substitution out                           |              |           |   |
| 20:00     | 23 PRICE A substitution out                            |              |           |   |
| 20:00     | 1 BANKS III J substitution in                          |              |           |   |
| 20:00     | 4 USHER J substitution in                              |              |           |   |
| 20:00     |  |              |           | 24 ALEXANDER J substitution out                 |
| 20:00     |  |              |           | 25 BREWER X substitution out                    |
| 20:00     |  |              |           | 23 GOODEN T substitution in                     |
| 20:00     |  |              |           | 33 AKONOBI O substitution in                    |
| 19:45     |  |              |           | 23 GOODEN T turnover lost ball (2)              |
| 19:33     | 5 WRIGHT M turnover travel (1)                         |              |           |   |
| 19:04     |  | <b>44-24</b> | <b>20</b> | 23 GOODEN T 2pt FG in the paint, layup made (4) |
| 19:04     |  |              |           | 33 AKONOBI O assist (1)                         |
| 18:50     | 4 USHER J foul drawn (2)                               |              |           | 21 WHITFIELD K foul personal (3 - 1)            |
| 18:50     |  |              |           | 21 WHITFIELD K substitution out                 |
| 18:50     |  |              |           | 20 POWELL K substitution in                     |
| 18:44     | 12 MOORE K 3pt FG , jump shot made (9)                 | <b>47-24</b> | <b>23</b> |   |
| 18:44     | 10 ALVARADO J assist (3)                               |              |           |   |
| 18:21     | 1 BANKS III J foul personal (3 - 1)                    |              |           | 20 POWELL K foul drawn (1)                      |
| 18:15     | 12 MOORE K foul drawn (2)                              |              |           | 33 AKONOBI O foul offensive (1 - 2)             |
| 18:15     |  |              |           | 33 AKONOBI O turnover offensive (1)             |
| 18:05     | 4 USHER J 2pt FG in the paint, made (7)                | <b>49-24</b> | <b>25</b> |   |
| 17:52     |  |              |           | 20 POWELL K turnover travel (1)                 |
| 17:39     | 1 BANKS III J 2pt FG in the paint, blocked             |              |           |   |
| 17:39     |  |              |           | 33 AKONOBI O block (1)                          |
| 17:33     | 1 BANKS III J offensive rebound (8)                    |              |           |   |
| 17:33     | 1 BANKS III J 2pt FG in the paint, jump shot made (10) | <b>51-24</b> | <b>27</b> |   |
| 17:21     |  |              |           | 23 GOODEN T 2pt FG in the paint, blocked        |
| 17:21     | 1 BANKS III J block (4)                                |              |           |   |
| 17:19     | 1 BANKS III J defensive rebound (9)                    |              |           |   |
| 17:08     | 1 BANKS III J 2pt FG in the paint, dunk, made (12)     | <b>53-24</b> | <b>29</b> |   |
| 17:08     | 4 USHER J assist (5)                                   |              |           |   |
| 17:06     |  |              |           | Timeout 30 Sec                                  |
| 17:06     | Timeout media  |              |           |   |
| 17:06     |  |              |           | 33 AKONOBI O substitution out                   |
| 17:06     |  |              |           | 25 BREWER X substitution in                     |
| 16:53     | 4 USHER J steal (4)                                    |              |           | 20 POWELL K turnover bad pass (2)               |
| 16:49     | 4 USHER J 2pt FG fast break in the paint, made (9)     | <b>55-24</b> | <b>31</b> |   |
| 16:41     |  | <b>55-27</b> | <b>28</b> | 3 KENNEDY M 3pt FG fast break, made (5)         |
| 16:14     | 10 ALVARADO J 3pt FG , jump shot made (9)              | <b>58-27</b> | <b>31</b> |   |
| 16:14     | 4 USHER J assist (6)                                   |              |           |   |
| 16:03     |  |              |           | 23 GOODEN T 2pt FG in the paint, missed         |
| 16:01     | defensive dead ball rebound (3)                        |              |           |   |
| 16:01     | 1 BANKS III J foul drawn (4)                           |              |           | 25 BREWER X foul loose ball (2 - 3)             |



**Morehouse at Georgia Tech**

01/29/20 McCamish Pavilion, Atlanta  
2019-20 Men's Basketball

Game Time: 12:30 AM

Game Duration: 1:53

Attendance: 4,133

Officials: Pat Adams, Chuck Jones, Tony Greene

| Game Time | GaTech   | Score        | Diff      | More   |
|-----------|--|--------------|-----------|--|
| 16:01     |  |              |           | 20 POWELL K substitution out                           |
| 16:01     |  |              |           | 21 WHITFIELD K substitution in                         |
| 15:42     | 10 ALVARADO J 2pt FG in the paint, missed            |              |           |  |
| 15:40     |  |              |           | 25 BREWER X defensive rebound (4)                      |
| 15:34     |  |              |           | 3 KENNEDY M 2pt FG outside the paint, jump shot missed |
| 15:31     | 4 USHER J defensive rebound (3)                      |              |           |  |
| 15:30     | Timeout media  |              |           |  |
| 15:30     | 1 BANKS III J substitution out                       |              |           |  |
| 15:30     | 4 USHER J substitution out                           |              |           |  |
| 15:30     | 5 WRIGHT M substitution out                          |              |           |  |
| 15:30     | 10 ALVARADO J substitution out                       |              |           |  |
| 15:30     | 12 MOORE K substitution out                          |              |           |  |
| 15:30     | 2 PHILLIPS S substitution in                         |              |           |  |
| 15:30     | 3 COLE E substitution in                             |              |           |  |
| 15:30     | 11 PARHAM B substitution in                          |              |           |  |
| 15:30     | 14 DIDENKO D substitution in                         |              |           |  |
| 15:30     | 23 PRICE A substitution in                           |              |           |  |
| 15:20     | 14 DIDENKO D 3pt FG , jump shot missed               |              |           |  |
| 15:17     |  |              |           | 23 GOODEN T defensive rebound (1)                      |
| 15:11     |  |              |           | 25 BREWER X 3pt FG , jump shot missed                  |
| 15:08     | 23 PRICE A defensive rebound (1)                     |              |           |  |
| 14:59     | 14 DIDENKO D foul drawn (1)                          |              |           | 21 WHITFIELD K foul personal (4 - 4)                   |
| 14:59     |  |              |           | 21 WHITFIELD K substitution out                        |
| 14:59     |  |              |           | 25 BREWER X substitution in                            |
| 14:59     |  |              |           | 20 POWELL K substitution in                            |
| 14:59     |  |              |           | 24 ALEXANDER J substitution in                         |
| 14:50     | 23 PRICE A 3pt FG , jump shot missed                 |              |           |  |
| 14:46     |  |              |           | 20 POWELL K defensive rebound (2)                      |
| 14:37     | 3 COLE E foul personal (2 - 2)                       |              |           | 20 POWELL K foul drawn (2)                             |
| 14:29     |  | <b>58-29</b> | <b>29</b> | 3 KENNEDY M 2pt FG in the paint, made (7)              |
| 14:13     | 3 COLE E 2pt FG in the paint, alleyoop made (5)      | <b>60-29</b> | <b>31</b> |  |
| 14:13     | 11 PARHAM B assist (2)                               |              |           |  |
| 14:00     |  |              |           | 23 GOODEN T 2pt FG in the paint, missed                |
| 13:58     | defensive rebound (28)                               |              |           |  |
| 13:36     | 2 PHILLIPS S foul drawn (2)                          |              |           | 3 KENNEDY M foul personal (2 - 5)                      |
| 13:24     | 2 PHILLIPS S 2pt FG in the paint, jump shot made (4) | <b>62-29</b> | <b>33</b> |  |
| 13:15     | 11 PARHAM B foul personal (2 - 3)                    |              |           | 11 OLMERT M foul drawn (6)                             |
| 13:09     |  | <b>62-31</b> | <b>31</b> | 23 GOODEN T 2pt FG in the paint, layup made (6)        |
| 13:09     |  |              |           | 11 OLMERT M assist (3)                                 |
| 12:44     | 11 PARHAM B 3pt FG , jump shot missed                |              |           |  |
| 12:42     |  |              |           | 3 KENNEDY M defensive rebound (1)                      |
| 12:32     |  |              |           | 3 KENNEDY M 3pt FG , jump shot missed                  |
| 12:30     | 2 PHILLIPS S defensive rebound (2)                   |              |           |  |
| 12:08     | 2 PHILLIPS S 2pt FG in the paint, blocked            |              |           |  |
| 12:08     |  |              |           | 20 POWELL K block (1)                                  |
| 12:05     |  |              |           | 11 OLMERT M defensive rebound (4)                      |
| 12:02     |  |              |           | 3 KENNEDY M 2pt FG in the paint, blocked               |
| 12:02     | 14 DIDENKO D block (1)                               |              |           |  |
| 11:59     | 3 COLE E defensive rebound (6)                       |              |           |  |



**Morehouse at Georgia Tech**

01/29/20 McCamish Pavilion, Atlanta  
2019-20 Men's Basketball

**Game Time:** 12:30 AM

**Game Duration:** 1:53

**Attendance:** 4,133

**Officials:** Pat Adams, Chuck Jones, Tony Greene

| Game Time | GaTech  | Score        | Diff      | More   |
|-----------|---|--------------|-----------|--|
| 11:56     | 3 COLE E 2pt FG fast break in the paint, dunk, made (7) | <b>64-31</b> | <b>33</b> |  |
| 11:56     | 2 PHILLIPS S assist (2)                                 |              |           |  |
| 11:41     |   | <b>64-33</b> | <b>31</b> | 11 OLMERT M 2pt FG in the paint, layup made (7)  |
| 11:29     | 23 PRICE A turnover travel (3)                          |              |           |  |
| 11:29     | Timeout media   |              |           |  |
| 11:29     |   |              |           | 3 KENNEDY M substitution out                     |
| 11:29     |   |              |           | 20 POWELL K substitution out                     |
| 11:29     |   |              |           | 21 WHITFIELD K substitution in                   |
| 11:29     |   |              |           | 25 BREWER X substitution in                      |
| 11:13     |   |              |           | 23 GOODEN T 3pt FG , jump shot missed            |
| 11:10     | 2 PHILLIPS S defensive rebound (3)                      |              |           |  |
| 11:04     | 14 DIDENKO D 3pt FG , jump shot missed                  |              |           |  |
| 11:01     |   |              |           | 23 GOODEN T defensive rebound (2)                |
| 10:54     |   |              |           | 21 WHITFIELD K 2pt FG in the paint, layup missed |
| 10:52     | 14 DIDENKO D defensive rebound (1)                      |              |           |  |
| 10:37     | 11 PARHAM B 2pt FG in the paint, made (5)               | <b>66-33</b> | <b>33</b> |  |
| 10:37     | 2 PHILLIPS S assist (3)                                 |              |           |  |
| 10:27     |   | <b>66-36</b> | <b>30</b> | 24 ALEXANDER J 3pt FG , jump shot made (3)       |
| 10:27     |   |              |           | 23 GOODEN T assist (1)                           |
| 10:12     | 2 PHILLIPS S foul drawn (3)                             |              |           | 24 ALEXANDER J foul personal (1 - 6)             |
| 10:12     |   |              |           | 21 WHITFIELD K substitution out                  |
| 10:12     |   |              |           | 33 AKONOBI O substitution in                     |
| 09:58     | 14 DIDENKO D turnover bad pass (1)                      |              |           |  |
| 09:43     |   |              |           | 24 ALEXANDER J turnover travel (2)               |
| 09:37     | 14 DIDENKO D 3pt FG fast break, jump shot made (3)      | <b>69-36</b> | <b>33</b> |  |
| 09:37     | 2 PHILLIPS S assist (4)                                 |              |           |  |
| 09:24     |   | <b>69-38</b> | <b>31</b> | 24 ALEXANDER J 2pt FG in the paint, made (5)     |
| 09:24     |   |              |           | 23 GOODEN T assist (2)                           |
| 09:06     | 14 DIDENKO D 3pt FG , jump shot missed                  |              |           |  |
| 09:00     | 3 COLE E offensive rebound (7)                          |              |           |  |
| 09:00     | 3 COLE E 2pt FG in the paint, layup missed              |              |           |  |
| 08:57     |   |              |           | 23 GOODEN T defensive rebound (3)                |
| 08:51     | 11 PARHAM B foul drawn (1)                              |              |           | 23 GOODEN T foul offensive (3 - 7)               |
| 08:51     |   |              |           | 23 GOODEN T turnover offensive (3)               |
| 08:51     |   |              |           | 23 GOODEN T substitution out                     |
| 08:51     |   |              |           | 34 BUTLER D substitution in                      |
| 08:27     | 3 COLE E 2pt FG outside the paint, missed               |              |           |  |
| 08:24     |   |              |           | 33 AKONOBI O defensive rebound (1)               |
| 08:06     |   | <b>69-41</b> | <b>28</b> | 24 ALEXANDER J 3pt FG , jump shot made (8)       |
| 08:06     |   |              |           | 33 AKONOBI O assist (2)                          |
| 07:50     | 2 PHILLIPS S 2pt FG in the paint, jump shot missed      |              |           |  |
| 07:48     | 3 COLE E offensive rebound (8)                          |              |           |  |
| 07:48     | 3 COLE E 2pt FG in the paint, layup blocked             |              |           |  |
| 07:48     |   |              |           | 33 AKONOBI O block (2)                           |
| 07:45     | 2 PHILLIPS S offensive rebound (4)                      |              |           |  |
| 07:45     | 2 PHILLIPS S foul drawn (4)                             |              |           | 25 BREWER X foul shooting (3 - 8)                |
| 07:45     | Timeout media   |              |           |  |
| 07:45     | 2 PHILLIPS S free throw 1 - 2 missed                    |              |           |  |
| 07:45     | offensive dead ball rebound (4)                         |              |           |  |



**Morehouse at Georgia Tech**

01/29/20 McCamish Pavilion, Atlanta  
2019-20 Men's Basketball

**Game Time:** 12:30 AM  
**Game Duration:** 1:53  
**Attendance:** 4,133

**Officials:** Pat Adams, Chuck Jones, Tony Greene

| Game Time | GaTech  | Score        | Diff      | More   |
|-----------|---|--------------|-----------|--|
| 07:45     | 2 PHILLIPS S free throw 2 - 2 made (5)                      | <b>70-41</b> | <b>29</b> |  |
| 07:23     |   | <b>70-43</b> | <b>27</b> | 11 OLMERT M 2pt FG in the paint, made (9)            |
| 07:23     | 11 PARHAM B foul shooting (3 - 4)                           |              |           | 11 OLMERT M foul drawn (7)                           |
| 07:23     |   |              |           | 11 OLMERT M free throw 1 - 1 missed                  |
| 07:19     | 23 PRICE A defensive rebound (2)                            |              |           |  |
| 07:08     | 2 PHILLIPS S 3pt FG , jump shot missed                      |              |           |  |
| 07:04     | 3 COLE E offensive rebound (9)                              |              |           |  |
| 06:58     | 23 PRICE A 2pt FG outside the paint, missed                 |              |           |  |
| 06:55     |   |              |           | 25 BREWER X defensive rebound (5)                    |
| 06:40     |   |              |           | 24 ALEXANDER J 2pt FG outside the paint, missed      |
| 06:37     | 3 COLE E defensive rebound (10)                             |              |           |  |
| 06:16     | 14 DIDENKO D 2pt FG in the paint, blocked                   |              |           |  |
| 06:16     |   |              |           | 33 AKONOBI O block (3)                               |
| 06:12     | 23 PRICE A offensive rebound (3)                            |              |           |  |
| 06:12     | 23 PRICE A 2pt FG in the paint, layup blocked               |              |           |  |
| 06:12     |   |              |           | 33 AKONOBI O block (4)                               |
| 06:08     |   |              |           | 33 AKONOBI O defensive rebound (2)                   |
| 06:06     |   |              |           | 34 BUTLER D turnover (1)                             |
| 06:06     |   |              |           | 11 OLMERT M substitution out                         |
| 06:06     |   |              |           | 5 ADLEY J substitution in                            |
| 05:52     | 23 PRICE A 3pt FG , jump shot made (3)                      | <b>73-43</b> | <b>30</b> |  |
| 05:52     | 2 PHILLIPS S assist (5)                                     |              |           |  |
| 05:44     |   | <b>73-46</b> | <b>27</b> | 34 BUTLER D 3pt FG fast break, jump shot made (3)    |
| 05:44     |   |              |           | 5 ADLEY J assist (1)                                 |
| 05:09     | 2 PHILLIPS S 2pt FG outside the paint, missed               |              |           |  |
| 05:06     |   |              |           | 34 BUTLER D defensive rebound (1)                    |
| 05:00     |   |              |           | 24 ALEXANDER J 3pt FG , jump shot missed             |
| 04:56     | 23 PRICE A defensive rebound (4)                            |              |           |  |
| 04:48     | 23 PRICE A 3pt FG , jump shot missed                        |              |           |  |
| 04:44     |   |              |           | 25 BREWER X defensive rebound (6)                    |
| 04:38     | 11 PARHAM B foul personal (4 - 5)                           |              |           | 24 ALEXANDER J foul drawn (1)                        |
| 04:38     | 11 PARHAM B substitution out                                |              |           |  |
| 04:38     | 13 BOYD C substitution in                                   |              |           |  |
| 04:38     |   |              |           | 24 ALEXANDER J substitution out                      |
| 04:38     |   |              |           | 40 STERLING J substitution in                        |
| 04:19     | 2 PHILLIPS S foul shooting (1 - 6)                          |              |           | 5 ADLEY J foul drawn (1)                             |
| 04:19     |   |              |           | 5 ADLEY J free throw 1 - 2 missed                    |
| 04:19     |   |              |           | offensive dead ball rebound (1)                      |
| 04:19     |   | <b>73-47</b> | <b>26</b> | 5 ADLEY J free throw 2 - 2 made (1)                  |
| 03:55     | 23 PRICE A 2pt FG outside the paint, jump shot missed       |              |           |  |
| 03:52     |   |              |           | 25 BREWER X defensive rebound (7)                    |
| 03:42     |   |              |           | 40 STERLING J 2pt FG in the paint, missed            |
| 03:39     |   |              |           | 33 AKONOBI O offensive rebound (3)                   |
| 03:37     | 14 DIDENKO D steal (1)                                      |              |           | 33 AKONOBI O turnover lost ball (2)                  |
| 03:30     | 3 COLE E turnover lost ball (2)                             |              |           |  |
| 03:24     | 13 BOYD C steal (1)   |              |           | 40 STERLING J turnover lost ball (1)                 |
| 03:17     | 2 PHILLIPS S 2pt FG fast break in the paint, dunk, made (7) | <b>75-47</b> | <b>28</b> |  |
| 03:17     | 13 BOYD C assist (1)  |              |           |  |
| 02:54     |   |              |           | 5 ADLEY J 2pt FG outside the paint, jump shot missed |



## Morehouse at Georgia Tech

01/29/20 McCamish Pavilion, Atlanta  
2019-20 Men's Basketball

Game Time: 12:30 AM

Game Duration: 1:53

Attendance: 4,133

Officials: Pat Adams, Chuck Jones, Tony Greene

| Game Time                | GaTech  | Score | Diff | More   |
|--------------------------|---|-------|------|--|
| 02:52                    | 14 DIDENKO D defensive rebound (2)                  |       |      |  |
| 02:37                    | 13 BOYD C 3pt FG , jump shot missed                 |       |      |  |
| 02:33                    |   |       |      | 40 STERLING J defensive rebound (1)                        |
| 02:27                    |   | 75-49 | 26   | 40 STERLING J 2pt FG outside the paint, made (2)           |
| 02:20                    | Timeout 30 Sec                                      |       |      |  |
| 02:20                    | Timeout media                                       |       |      |  |
| 02:20                    | 2 PHILLIPS S substitution out                       |       |      |  |
| 02:20                    | 3 COLE E substitution out                           |       |      |  |
| 02:20                    | 34 BROADWAY N substitution in                       |       |      |  |
| 02:20                    | 45 MEDLOCK S substitution in                        |       |      |  |
| 02:06                    | 23 PRICE A foul drawn (2)                           |       |      | 25 BREWER X foul personal (4 - 9)                          |
| 02:06                    | 23 PRICE A 1&1 free throw 1 made (4)                | 76-49 | 27   |  |
| 02:06                    | 23 PRICE A 1&1 free throw 2 made (5)                | 77-49 | 28   |  |
| 01:53                    | 34 BROADWAY N foul personal (1 - 7)                 |       |      | 34 BUTLER D foul drawn (1)                                 |
| 01:51                    |   |       |      | 34 BUTLER D 1&1 free throw 1 missed                        |
| 01:51                    | 34 BROADWAY N defensive rebound (1)                 |       |      |  |
| 01:33                    | 34 BROADWAY N 2pt FG in the paint, made (2)         | 79-49 | 30   |  |
| 01:33                    | 13 BOYD C assist (2)                                |       |      |  |
| 01:26                    |   | 79-51 | 28   | 5 ADLEY J 2pt FG fast break in the paint, made (3)         |
| 01:15                    | 45 MEDLOCK S turnover lost ball (1)                 |       |      |  |
| 01:08                    |   |       |      | 34 BUTLER D 2pt FG outside the paint, missed               |
| 01:06                    |   |       |      | 5 ADLEY J offensive rebound (1)                            |
| 01:00                    |   |       |      | 33 AKONOB I O 2pt FG in the paint, dunk, missed            |
| 00:57                    | 14 DIDENKO D defensive rebound (3)                  |       |      |  |
| 00:50                    | 13 BOYD C 3pt FG , jump shot made (3)               | 82-51 | 31   |  |
| 00:50                    | 34 BROADWAY N assist (1)                            |       |      |  |
| 00:29                    |   |       |      | 40 STERLING J 3pt FG , jump shot missed                    |
| 00:27                    |   |       |      | 40 STERLING J offensive rebound (2)                        |
| 00:26                    |   | 82-53 | 29   | 40 STERLING J 2pt FG outside the paint, jump shot made (4) |
| 00:26                    |   |       |      | Timeout 30 Sec   |
| 00:15                    | 13 BOYD C 3pt FG , jump shot missed                 |       |      |  |
| 00:10                    | 34 BROADWAY N offensive rebound (2)                 |       |      |  |
| 00:10                    | 34 BROADWAY N 2pt FG in the paint, jump shot missed |       |      |  |
| 00:08                    |   |       |      | 33 AKONOB I O defensive rebound (4)                        |
| 00:05                    | 45 MEDLOCK S foul personal (1 - 8)                  |       |      | 5 ADLEY J foul drawn (2)                                   |
| 00:05                    |   | 82-54 | 28   | 5 ADLEY J 1&1 free throw 1 made (4)                        |
| 00:05                    |   |       |      | 5 ADLEY J 1&1 free throw 2 missed                          |
| 00:03                    | 34 BROADWAY N defensive rebound (3)                 |       |      |  |
| <b>END OF GAME</b>       |   |       |      |  |
| <b>GaTech 82-54 More</b> |   |       |      |  |



**Morehouse at Georgia Tech**

01/29/20 McCamish Pavilion, Atlanta  
2019-20 Men's Basketball

Game Time: 12:30 AM  
Game Duration: 1:53  
Attendance: 4,133

Officials: Pat Adams, Chuck Jones, Tony Greene

**Morehouse - 32**

| NO.           | Name             | C | Min   | FG    |     |     | Rebounds |    |     | Fouls |    | TP | AS | TO | ST | Blocks |    | +/- |
|---------------|------------------|---|-------|-------|-----|-----|----------|----|-----|-------|----|----|----|----|----|--------|----|-----|
|               |                  |   |       | M-A   | M-A | M-A | OR       | DR | TOT | PF    | FD |    |    |    |    | BS     | BA |     |
| 21            | Kairo Whitfield  | C | 03:29 | 0-1   | 0-0 | 0-0 | 0        | 0  | 0   | 2     | 0  | 0  | 0  | 0  | 0  | 0      | 0  | 3   |
| 33            | Olisa Akonobi    | C | 13:06 | 0-1   | 0-0 | 0-0 | 1        | 3  | 4   | 1     | 0  | 0  | 2  | 2  | 0  | 4      | 0  | -5  |
| 1             | Robert Andrews   | G | 00:00 |       |     |     |          |    |     |       |    |    |    |    |    |        |    |     |
| 11            | Micheal Olmert   | G | 13:54 | 2-2   | 0-0 | 0-1 | 0        | 1  | 1   | 0     | 2  | 4  | 1  | 0  | 0  | 0      | 0  | -5  |
| 23            | Tremell Gooden   | G | 11:09 | 2-6   | 0-1 | 0-0 | 0        | 3  | 3   | 1     | 0  | 4  | 2  | 2  | 0  | 0      | 1  | -9  |
| 3             | Malik Kennedy    |   | 08:31 | 2-5   | 1-2 | 0-0 | 0        | 1  | 1   | 1     | 0  | 5  | 0  | 0  | 0  | 0      | 1  | -9  |
| 20            | Kevin Powell     |   | 06:19 | 0-0   | 0-0 | 0-0 | 0        | 1  | 1   | 0     | 2  | 0  | 0  | 2  | 0  | 1      | 0  | -11 |
| 25            | Xavier Brewer    |   | 13:36 | 0-1   | 0-1 | 0-0 | 0        | 4  | 4   | 3     | 0  | 0  | 0  | 0  | 0  | 0      | 0  | 1   |
| 24            | Julian Alexander |   | 10:21 | 3-5   | 2-3 | 0-0 | 0        | 0  | 0   | 1     | 1  | 8  | 0  | 1  | 0  | 0      | 0  | 4   |
| 34            | Devonte Butler   |   | 08:51 | 1-2   | 1-1 | 0-1 | 0        | 1  | 1   | 0     | 1  | 3  | 0  | 1  | 0  | 0      | 0  | 3   |
| 5             | Jairus Adley     |   | 06:06 | 1-2   | 0-0 | 2-4 | 1        | 0  | 1   | 0     | 2  | 4  | 1  | 0  | 0  | 0      | 0  | -1  |
| 40            | Jordan Sterling  |   | 04:38 | 2-4   | 0-1 | 0-0 | 1        | 1  | 2   | 0     | 0  | 4  | 0  | 1  | 0  | 0      | 0  | -1  |
| Team          |                  |   |       |       |     |     | 0        | 0  | 0   |       |    | 0  |    |    |    |        |    |     |
| <b>Totals</b> |                  |   |       | 13-29 | 4-9 | 2-6 | 3        | 15 | 18  | 9     | 8  | 32 | 6  | 9  | 0  | 5      | 2  | -6  |

| Shooting By Period |       |       |
|--------------------|-------|-------|
| 2nd FG%            | 13-29 | 44.8% |
| 3PT%               | 4-9   | 44.4% |
| FT%                | 2-6   | 33.3% |
| GM FG%             | 13-29 | 44.8% |
| 3PT%               | 4-9   | 44.4% |
| FT%                | 2-6   | 33.3% |

Dead Ball Rebounds: 1, 0

Technical Fouls::NONE

**Georgia Tech - 38**

| NO.           | Name              | C | Min   | FG    |      |     | Rebounds |    |     | Fouls |    | TP | AS | TO | ST | Blocks |    | +/- |
|---------------|-------------------|---|-------|-------|------|-----|----------|----|-----|-------|----|----|----|----|----|--------|----|-----|
|               |                   |   |       | M-A   | M-A  | M-A | OR       | DR | TOT | PF    | FD |    |    |    |    | BS     | BA |     |
| 4             | Jordan Usher      | F | 04:30 | 2-2   | 0-0  | 0-0 | 0        | 1  | 1   | 0     | 1  | 4  | 2  | 0  | 1  | 0      | 0  | 9   |
| 5             | Moses Wright      | F | 04:30 | 0-0   | 0-0  | 0-0 | 0        | 0  | 0   | 0     | 0  | 0  | 0  | 1  | 0  | 0      | 0  | 9   |
| 12            | Khalid Moore      | F | 04:30 | 1-1   | 1-1  | 0-0 | 0        | 0  | 0   | 0     | 1  | 3  | 0  | 0  | 0  | 0      | 0  | 9   |
| 1             | James Banks III   | C | 04:30 | 2-3   | 0-0  | 0-0 | 1        | 1  | 2   | 1     | 1  | 4  | 0  | 0  | 0  | 1      | 1  | 9   |
| 10            | Jose Alvarado     | G | 04:30 | 1-2   | 1-1  | 0-0 | 0        | 0  | 0   | 0     | 0  | 3  | 1  | 0  | 0  | 0      | 0  | 9   |
| 2             | Shembari Phillips |   | 13:10 | 2-6   | 0-1  | 1-2 | 1        | 2  | 3   | 1     | 3  | 5  | 4  | 0  | 0  | 0      | 1  | -5  |
| 3             | Evan Cole         |   | 13:10 | 2-5   | 0-0  | 0-0 | 3        | 2  | 5   | 1     | 0  | 4  | 0  | 1  | 0  | 0      | 1  | -5  |
| 11            | Bubba Parham      |   | 10:52 | 1-2   | 0-1  | 0-0 | 0        | 0  | 0   | 3     | 1  | 2  | 1  | 0  | 0  | 0      | 0  | -4  |
| 14            | David Didenko     |   | 15:30 | 1-5   | 1-4  | 0-0 | 0        | 3  | 3   | 0     | 1  | 3  | 0  | 1  | 1  | 1      | 1  | -3  |
| 23            | Asanti Price      |   | 15:30 | 1-6   | 1-3  | 2-2 | 1        | 3  | 4   | 0     | 1  | 5  | 0  | 1  | 0  | 0      | 1  | -3  |
| 13            | Coleman Boyd      |   | 04:38 | 1-3   | 1-3  | 0-0 | 0        | 0  | 0   | 0     | 0  | 3  | 2  | 0  | 1  | 0      | 0  | 1   |
| 34            | Niko Broadway     |   | 02:20 | 1-2   | 0-0  | 0-0 | 1        | 2  | 3   | 1     | 0  | 2  | 1  | 0  | 0  | 0      | 0  | 2   |
| 45            | Shaheed Medlock   |   | 02:20 | 0-0   | 0-0  | 0-0 | 0        | 0  | 0   | 1     | 0  | 0  | 0  | 1  | 0  | 0      | 0  | 2   |
| Team          |                   |   |       |       |      |     | 0        | 1  | 1   |       |    | 0  |    |    |    |        |    |     |
| <b>Totals</b> |                   |   |       | 15-37 | 5-14 | 3-4 | 7        | 15 | 22  | 8     | 9  | 38 | 11 | 5  | 3  | 2      | 5  | 6   |

| Shooting By Period |       |       |
|--------------------|-------|-------|
| 2nd FG%            | 15-37 | 40.5% |
| 3PT%               | 5-14  | 35.7% |
| FT%                | 3-4   | 75%   |
| GM FG%             | 15-37 | 40.5% |
| 3PT%               | 5-14  | 35.7% |
| FT%                | 3-4   | 75.0% |

Dead Ball Rebounds: 1, 1

Technical Fouls::NONE

|                         | More                      | GaTech                     |
|-------------------------|---------------------------|----------------------------|
| <b>Biggest lead</b>     | 0 (1 <sup>st</sup> 20:00) | 33 (2 <sup>nd</sup> 13:24) |
| <b>Best Scoring Run</b> | 5(2 <sup>nd</sup> 8:06)   | 11(2 <sup>nd</sup> 16:49)  |
| <b>Lead Changes</b>     | 0                         |                            |
| <b>Times Tied</b>       | 0                         |                            |
| <b>Time with Lead</b>   | 00:00                     | 19:04                      |

| Points from          | More | GaTech |
|----------------------|------|--------|
| <b>Turnovers</b>     | 2    | 14     |
| <b>Paint</b>         | 14   | 20     |
| <b>Second Chance</b> | 2    | 3      |
| <b>Fast Breaks</b>   | 9    | 9      |
| <b>Bench</b>         | 24   | 24     |

|               | Period by Period Scoring |     |
|---------------|--------------------------|-----|
|               | 2nd                      | TOT |
| <b>More</b>   | 32                       | 32  |
| <b>GaTech</b> | 38                       | 38  |



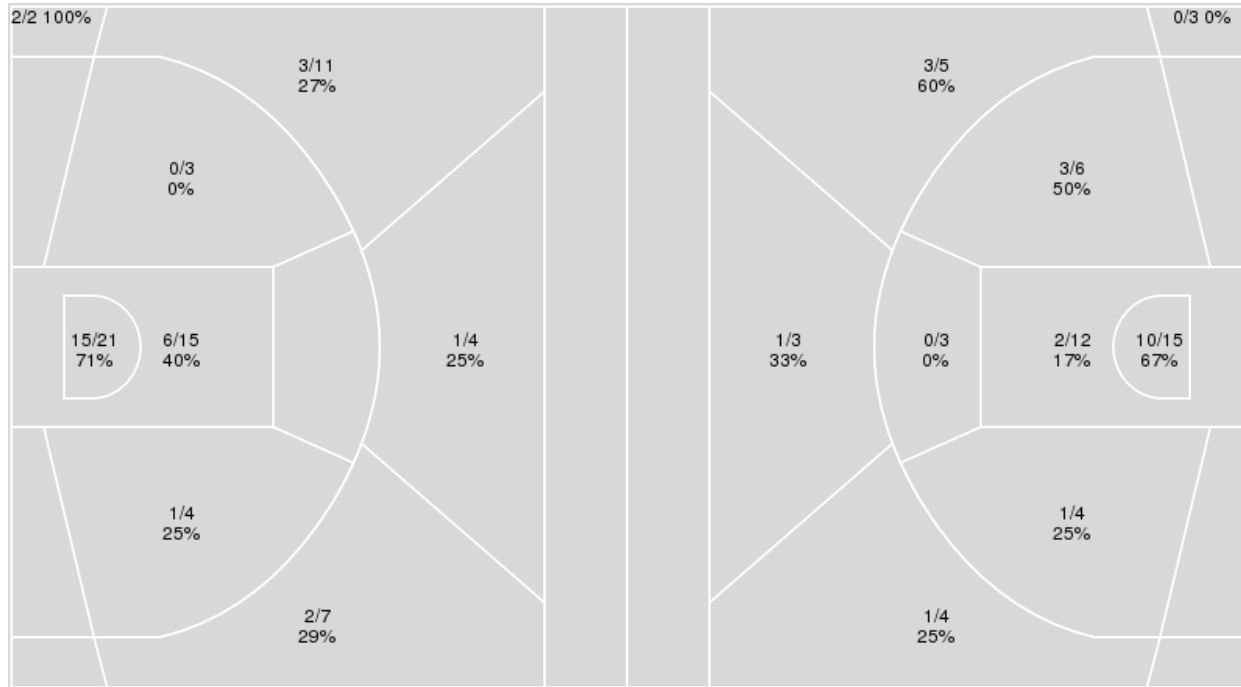
**Officials:** Pat Adams, Chuck Jones, Tony Greene

{ Players => 0, 1, 2, 3, 4, 5, 10, 11, 12, 13, 14, 23, 24, 34, 35, 45, 55; }  
 FG Types => All; Results => All;

{ Players => 1, 2, 3, 4, 5, 11, 12, 15, 20, 21, 22, 23, 24, 25, 32, 33, 34, 40; }  
 FG Types => All; Results => All;

**Georgia Tech**

**Morehouse**



| Georgia Tech | M/A   | %  |
|--------------|-------|----|
| Field Goals  | 30/67 | 45 |
| 2 Points     | 22/43 | 51 |
| 3 Points     | 8/24  | 33 |
| Free Throws  | 14/17 | 82 |

| Morehouse   | M/A   | %  |
|-------------|-------|----|
| Field Goals | 21/55 | 38 |
| 2 Points    | 16/40 | 40 |
| 3 Points    | 5/15  | 33 |
| Free Throws | 7/13  | 54 |



**Morehouse at Georgia Tech**

01/29/20 McCamish Pavilion, Atlanta  
2019-20 Men's Basketball

Game Time: 12:30 AM  
Game Duration: 1:53  
Attendance: 4,133

Officials: Pat Adams, Chuck Jones, Tony Greene

**Morehouse**

| No | Name             | Mins  |       | Score   |         | Points Diff |     | Points per Min |      | Assists |     | Rebounds |     | Steals |     | Turnovers |     |
|----|------------------|-------|-------|---------|---------|-------------|-----|----------------|------|---------|-----|----------|-----|--------|-----|-----------|-----|
|    |                  | On    | Off   | On      | Off     | On          | Off | On             | Off  | On      | Off | On       | Off | On     | Off | On        | Off |
| 1  | Robert Andrews   | 12:29 | 27:31 | 16 - 25 | 38 - 57 | -9          | -19 | 1.28           | 1.38 | 3       | 7   | 8        | 22  | 2      | 4   | 6         | 13  |
| 2  | Frank Bailey     | 00:59 | 39:01 | 0 - 4   | 54 - 78 | -4          | -24 | 0.00           | 1.38 | 0       | 10  | 0        | 30  | 0      | 6   | 2         | 17  |
| 3  | Malik Kennedy    | 17:30 | 22:30 | 21 - 42 | 33 - 40 | -21         | -7  | 1.20           | 1.47 | 3       | 7   | 8        | 22  | 4      | 2   | 10        | 9   |
| 5  | Jairus Adley     | 06:06 | 33:54 | 11 - 12 | 43 - 70 | -1          | -27 | 1.80           | 1.27 | 1       | 9   | 8        | 22  | 0      | 6   | 2         | 17  |
| 11 | Micheal Olmert   | 32:55 | 07:05 | 43 - 66 | 11 - 16 | -23         | -5  | 1.31           | 1.55 | 9       | 1   | 22       | 8   | 6      | 0   | 15        | 4   |
| 15 | Chris Brown      | 02:46 | 37:14 | 6 - 5   | 48 - 77 | 1           | -29 | 2.17           | 1.29 | 1       | 9   | 3        | 27  | 2      | 4   | 2         | 17  |
| 20 | Kevin Powell     | 08:15 | 31:45 | 12 - 28 | 42 - 54 | -16         | -12 | 1.45           | 1.32 | 1       | 9   | 4        | 26  | 0      | 6   | 3         | 16  |
| 21 | Kairo Whitfield  | 13:59 | 26:01 | 18 - 27 | 36 - 55 | -9          | -19 | 1.29           | 1.38 | 5       | 5   | 11       | 19  | 2      | 4   | 5         | 14  |
| 22 | Keith Heard      | 02:56 | 37:04 | 4 - 6   | 50 - 76 | -2          | -26 | 1.36           | 1.35 | 0       | 10  | 0        | 30  | 1      | 5   | 3         | 16  |
| 23 | Tremell Gooden   | 21:53 | 18:07 | 26 - 45 | 28 - 37 | -19         | -9  | 1.19           | 1.55 | 6       | 4   | 14       | 16  | 3      | 3   | 10        | 9   |
| 24 | Julian Alexander | 16:21 | 23:39 | 24 - 32 | 30 - 50 | -8          | -20 | 1.47           | 1.27 | 6       | 4   | 14       | 16  | 1      | 5   | 5         | 14  |
| 25 | Xavier Brewer    | 27:30 | 12:30 | 38 - 52 | 16 - 30 | -14         | -14 | 1.38           | 1.28 | 7       | 3   | 23       | 7   | 6      | 0   | 15        | 4   |
| 33 | Olisa Akonobi    | 22:52 | 17:08 | 27 - 44 | 27 - 38 | -17         | -11 | 1.18           | 1.58 | 6       | 4   | 18       | 12  | 3      | 3   | 12        | 7   |
| 34 | Devonte Butler   | 08:51 | 31:09 | 16 - 13 | 38 - 69 | 3           | -31 | 1.81           | 1.22 | 2       | 8   | 11       | 19  | 0      | 6   | 3         | 16  |
| 40 | Jordan Sterling  | 04:38 | 35:22 | 8 - 9   | 46 - 73 | -1          | -27 | 1.73           | 1.30 | 0       | 10  | 6        | 24  | 0      | 6   | 2         | 17  |

**Georgia Tech**

| No | Name              | Mins  |       | Score   |         | Points Diff |     | Points per Min |      | Assists |     | Rebounds |     | Steals |     | Turnovers |     |
|----|-------------------|-------|-------|---------|---------|-------------|-----|----------------|------|---------|-----|----------|-----|--------|-----|-----------|-----|
|    |                   | On    | Off   | On      | Off     | On          | Off | On             | Off  | On      | Off | On       | Off | On     | Off | On        | Off |
| 1  | James Banks III   | 17:01 | 22:59 | 38 - 17 | 44 - 37 | 21          | 7   | 2.23           | 1.91 | 10      | 14  | 16       | 29  | 7      | 2   | 9         | 4   |
| 2  | Shembari Phillips | 19:02 | 20:58 | 29 - 27 | 53 - 27 | 2           | 26  | 1.52           | 2.53 | 8       | 16  | 23       | 22  | 6      | 3   | 6         | 7   |
| 3  | Evan Cole         | 21:35 | 18:25 | 31 - 37 | 51 - 17 | -6          | 34  | 1.44           | 2.77 | 9       | 15  | 25       | 20  | 3      | 6   | 7         | 6   |
| 4  | Jordan Usher      | 13:56 | 26:04 | 35 - 19 | 47 - 35 | 16          | 12  | 2.51           | 1.80 | 10      | 14  | 11       | 34  | 4      | 5   | 3         | 10  |
| 5  | Moses Wright      | 17:53 | 22:07 | 46 - 20 | 36 - 34 | 26          | 2   | 2.57           | 1.63 | 14      | 10  | 17       | 28  | 3      | 6   | 4         | 9   |
| 10 | Jose Alvarado     | 18:56 | 21:04 | 49 - 18 | 33 - 36 | 31          | -3  | 2.59           | 1.57 | 14      | 10  | 19       | 26  | 7      | 2   | 9         | 4   |
| 11 | Bubba Parham      | 23:08 | 16:52 | 43 - 30 | 39 - 24 | 13          | 15  | 1.86           | 2.31 | 12      | 12  | 31       | 14  | 2      | 7   | 6         | 7   |
| 12 | Khalid Moore      | 17:37 | 22:23 | 47 - 15 | 35 - 39 | 32          | -4  | 2.67           | 1.56 | 14      | 10  | 19       | 26  | 5      | 4   | 5         | 8   |
| 13 | Coleman Boyd      | 04:38 | 35:22 | 9 - 8   | 73 - 46 | 1           | 27  | 1.94           | 2.06 | 3       | 21  | 5        | 40  | 2      | 7   | 2         | 11  |
| 14 | David Didenko     | 15:30 | 24:30 | 24 - 27 | 58 - 27 | -3          | 31  | 1.55           | 2.37 | 8       | 16  | 19       | 26  | 2      | 7   | 4         | 9   |
| 23 | Asanti Price      | 26:04 | 13:56 | 45 - 42 | 37 - 12 | 3           | 25  | 1.73           | 2.66 | 14      | 10  | 32       | 13  | 4      | 5   | 8         | 5   |
| 34 | Niko Broadway     | 02:20 | 37:40 | 7 - 5   | 75 - 49 | 2           | 26  | 3.00           | 1.99 | 2       | 22  | 4        | 41  | 0      | 9   | 1         | 12  |
| 45 | Shaheed Medlock   | 02:20 | 37:40 | 7 - 5   | 75 - 49 | 2           | 26  | 3.00           | 1.99 | 2       | 22  | 4        | 41  | 0      | 9   | 1         | 12  |



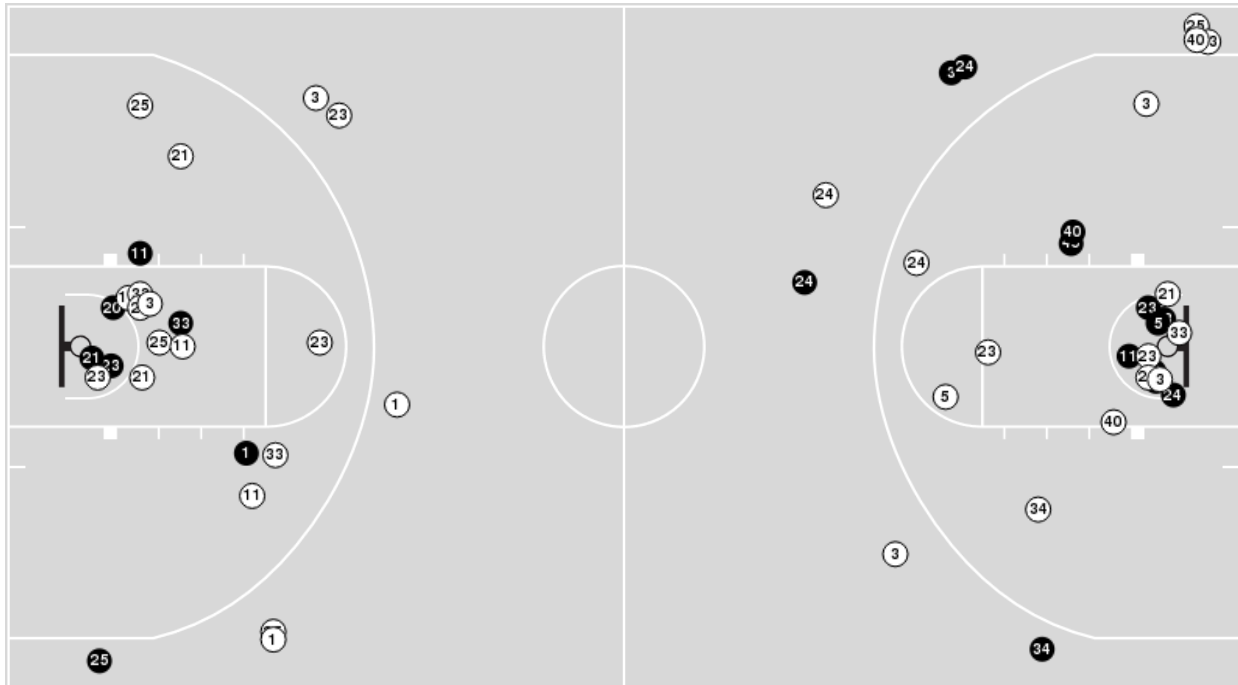


**Officials:** Pat Adams, Chuck Jones, Tony Greene

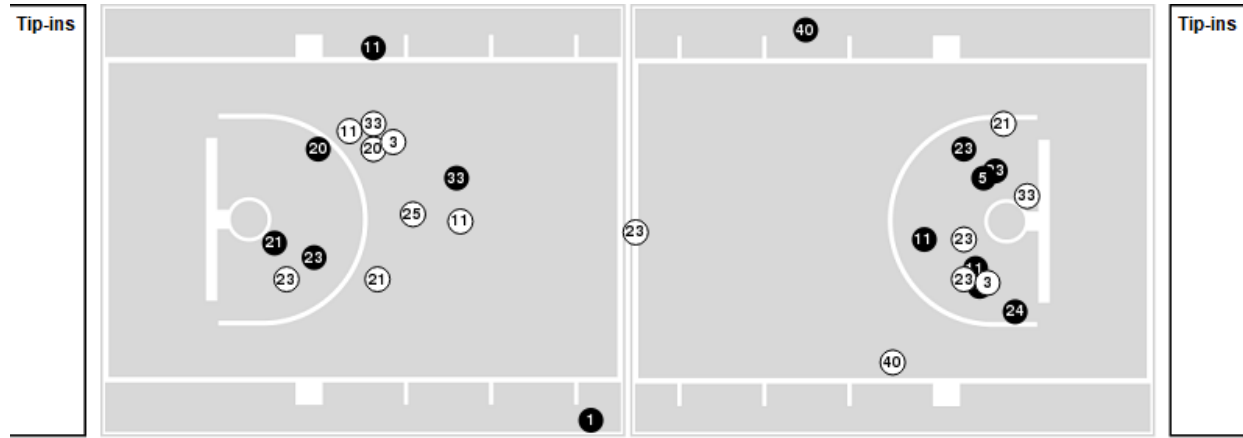
Players => 1, 2, 3, 4, 5, 11, 12, 15, 20, 21, 22, 23, 24, 25, 32, 33, 34, 40FG Types=>AllResults=>All

**Morehouse**

**All Field Goals**



**Blow Up Chart**



● Made ○ Missed N - Player Number

| Morehouse   | M/A   | %  |
|-------------|-------|----|
| Field Goals | 21/55 | 38 |
| 2 Points    | 16/40 | 40 |
| 3 Points    | 5/15  | 33 |
| Free Throws | 7/13  | 54 |

| Morehouse            | M/A          | %  |
|----------------------|--------------|----|
| Points in the Paint  | 24 (12 / 27) | 44 |
| Fast Break Points    | 17 (9/11)    | 82 |
| Second Chance Points | 4 (2/4)      | 50 |
| Effective FG%        | 43           |    |

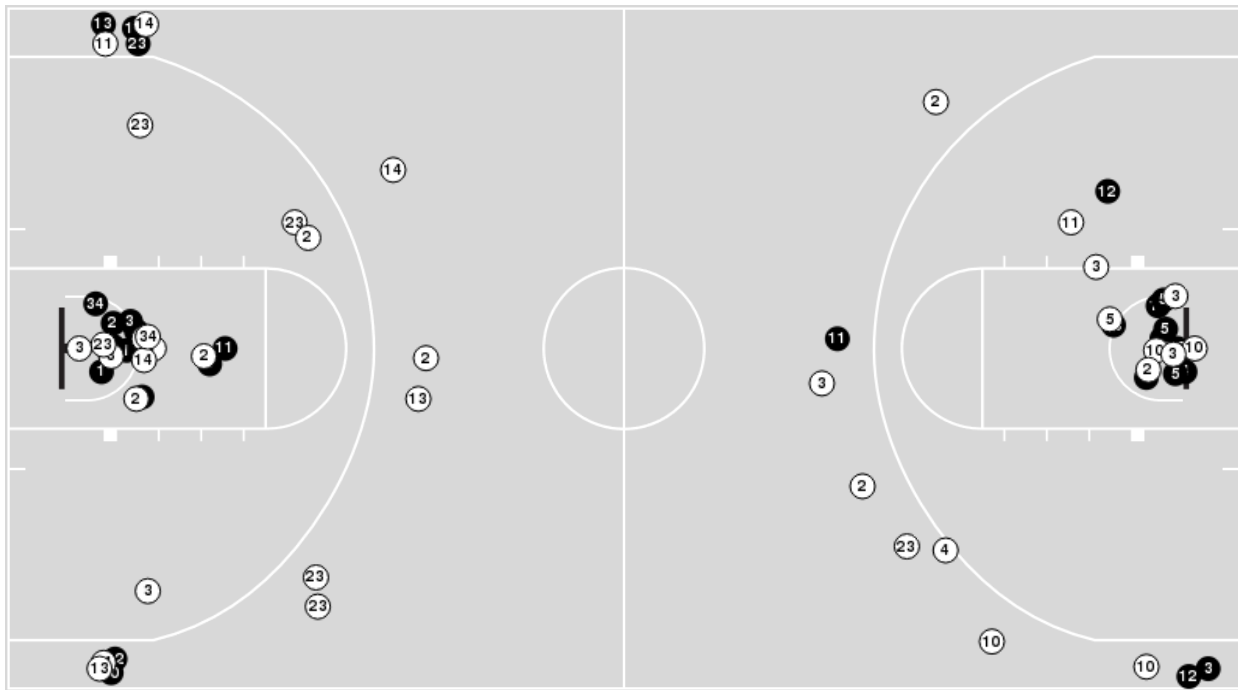


**Officials:** Pat Adams, Chuck Jones, Tony Greene

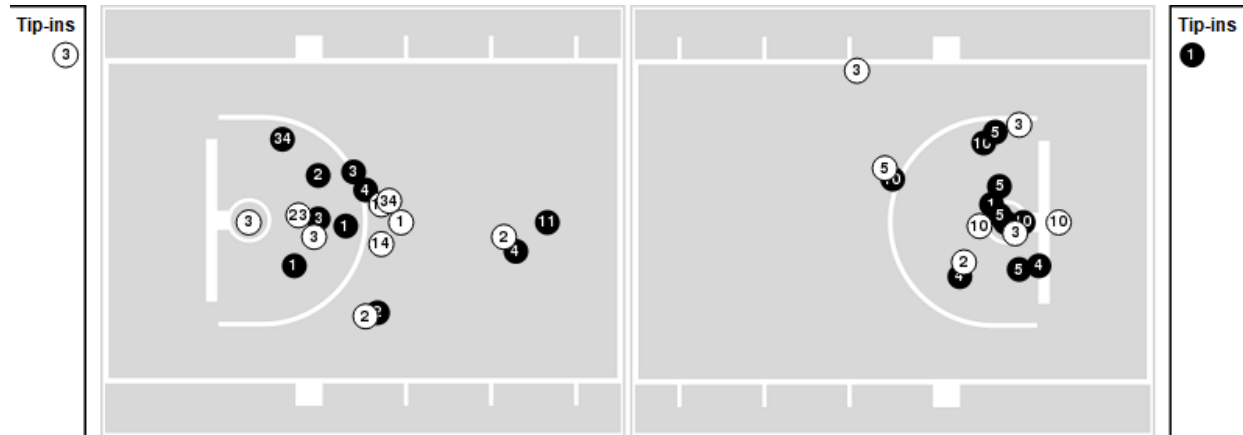
Players => 0, 1, 2, 3, 4, 5, 10, 11, 12, 13, 14, 23, 24, 34, 35, 45, 55FG Types=>AllResults=>All

### Georgia Tech

#### All Field Goals



#### Blow Up Chart



● Made ○ Missed N - Player Number

| Georgia Tech | M/A   | %  |
|--------------|-------|----|
| Field Goals  | 30/67 | 45 |
| 2 Points     | 22/43 | 51 |
| 3 Points     | 8/24  | 33 |
| Free Throws  | 14/17 | 82 |

| Georgia Tech         | M/A          | %   |
|----------------------|--------------|-----|
| Points in the Paint  | 42 (21 / 36) | 58  |
| Fast Break Points    | 18 (9/9)     | 100 |
| Second Chance Points | 9 (7/14)     | 50  |
| Effective FG%        | 51           |     |



**Morehouse at Georgia Tech**

01/29/20 McCamish Pavilion, Atlanta  
2019-20 Men's Basketball

**Game Time:** 12:30 AM  
**Game Duration:** 1:53  
**Attendance:** 4,133

**Officials:** Pat Adams, Chuck Jones, Tony Greene

**Morehouse**

| Lineup  | Quarter On | Time On | Quarter Off | Time Off | Time on Court | Score | Score Diff | Reb | Stl | Tov | Ass | PPP    |
|---|------------|---------|-------------|----------|---------------|-------|------------|-----|-----|-----|-----|--------|
| 1- Andrews R/ 11- Olmert M/ 21- Whitfield K/ 23- Gooden T/ 33- Akonobi O/   | 1          | 20:00   | 1           | 16:47    | 03:13         | 2-6   | -4         | 2   | 0   | 1   | 1   | 0.5000 |
| 1- Andrews R/ 11- Olmert M/ 23- Gooden T/ 25- Brewer X/ 33- Akonobi O/      | 1          | 16:47   | 1           | 13:14    | 03:33         | 5-6   | -1         | 3   | 1   | 1   | 1   | 0.6345 |
| 1- Andrews R/ 3- Kennedy M/ 11- Olmert M/ 22- Heard K/ 25- Brewer X/        | 1          | 13:14   | 1           | 11:16    | 01:58         | 4-2   | 2          | 0   | 1   | 1   | 0   | 1.3333 |
| 1- Andrews R/ 2- Bailey F/ 3- Kennedy M/ 23- Gooden T/ 25- Brewer X/        | 1          | 11:16   | 1           | 11:15    | 00:08         | 0-0   | 0          | 0   | 0   | 0   | 0   | 0.0000 |
| 1- Andrews R/ 2- Bailey F/ 3- Kennedy M/ 22- Heard K/ 25- Brewer X/         | 1          | 11:15   | 1           | 10:17    | 00:51         | 0-4   | -4         | 0   | 0   | 2   | 0   | 0.0000 |
| 3- Kennedy M/ 11- Olmert M/ 23- Gooden T/ 25- Brewer X/ 33- Akonobi O/      | 1          | 10:17   | 1           | 08:46    | 01:31         | 0-4   | -4         | 0   | 1   | 1   | 0   | 0.0000 |
| 11- Olmert M/ 23- Gooden T/ 24- Alexander J/ 25- Brewer X/ 33- Akonobi O/   | 1          | 08:46   | 1           | 07:17    | 01:29         | 0-3   | -3         | 1   | 1   | 1   | 0   | 0.0000 |
| 1- Andrews R/ 11- Olmert M/ 21- Whitfield K/ 23- Gooden T/ 24- Alexander J/ | 1          | 07:17   | 1           | 06:20    | 00:57         | 3-1   | 2          | 1   | 0   | 0   | 0   | 1.5957 |
| 1- Andrews R/ 11- Olmert M/ 21- Whitfield K/ 24- Alexander J/ 25- Brewer X/ | 1          | 06:20   | 1           | 04:31    | 01:49         | 2-6   | -4         | 2   | 0   | 1   | 1   | 0.5000 |
| 3- Kennedy M/ 11- Olmert M/ 15- Brown C/ 21- Whitfield K/ 25- Brewer X/     | 1          | 04:31   | 1           | 02:22    | 02:09         | 3-2   | 1          | 2   | 2   | 2   | 1   | 0.6148 |
| 3- Kennedy M/ 11- Olmert M/ 15- Brown C/ 20- Powell K/ 21- Whitfield K/     | 1          | 02:22   | 1           | 01:45    | 00:37         | 3-3   | 0          | 1   | 0   | 0   | 0   | 2.0833 |
| 3- Kennedy M/ 11- Olmert M/ 20- Powell K/ 21- Whitfield K/ 24- Alexander J/ | 1          | 01:45   | 1           | 00:25    | 01:19         | 0-5   | -5         | 0   | 0   | 0   | 0   | 0.0000 |
| 3- Kennedy M/ 11- Olmert M/ 21- Whitfield K/ 24- Alexander J/ 25- Brewer X/ | 1          | 00:25   | 2           | 20:00    | 00:26         | 0-2   | -2         | 0   | 0   | 0   | 0   | 0.0000 |
| 3- Kennedy M/ 11- Olmert M/ 21- Whitfield K/ 23- Gooden T/ 33- Akonobi O/   | 2          | 20:00   | 2           | 18:50    | 01:10         | 2-0   | 2          | 0   | 0   | 1   | 1   | 1.0000 |
| 3- Kennedy M/ 11- Olmert M/ 20- Powell K/ 23- Gooden T/ 33- Akonobi O/      | 2          | 18:50   | 2           | 17:06    | 01:44         | 0-9   | -9         | 0   | 0   | 2   | 0   | 0.0000 |
| 3- Kennedy M/ 11- Olmert M/ 20- Powell K/ 23- Gooden T/ 25- Brewer X/       | 2          | 17:06   | 2           | 16:01    | 01:05         | 3-5   | -2         | 0   | 0   | 1   | 0   | 1.0000 |
| 3- Kennedy M/ 11- Olmert M/ 21- Whitfield K/ 23- Gooden T/ 25- Brewer X/    | 2          | 16:01   | 2           | 14:59    | 01:02         | 0-0   | 0          | 2   | 0   | 0   | 0   | 0.0000 |
| 3- Kennedy M/ 11- Olmert M/ 20- Powell K/ 23- Gooden T/ 24- Alexander J/    | 2          | 14:59   | 2           | 11:29    | 03:30         | 6-6   | 0          | 3   | 0   | 0   | 1   | 1.0000 |
| 11- Olmert M/ 21- Whitfield K/ 23- Gooden T/ 24- Alexander J/ 25- Brewer X/ | 2          | 11:29   | 2           | 10:12    | 01:17         | 3-2   | 1          | 1   | 0   | 0   | 1   | 1.0000 |
| 11- Olmert M/ 23- Gooden T/ 24- Alexander J/ 25- Brewer X/ 33- Akonobi O/   | 2          | 10:12   | 2           | 08:51    | 01:21         | 2-3   | -1         | 1   | 0   | 2   | 1   | 0.6667 |
| 11- Olmert M/ 24- Alexander J/ 25- Brewer X/ 33- Akonobi O/ 34- Butler D/   | 2          | 08:51   | 2           | 06:06    | 02:45         | 5-1   | 4          | 3   | 0   | 1   | 1   | 1.1261 |
| 5- Adley J/ 24- Alexander J/ 25- Brewer X/ 33- Akonobi O/ 34- Butler D/     | 2          | 06:06   | 2           | 04:38    | 01:28         | 3-3   | 0          | 2   | 0   | 0   | 1   | 1.5000 |
| 5- Adley J/ 25- Brewer X/ 33- Akonobi O/ 34- Butler D/ 40- Sterling J/      | 2          | 04:38   | 2           | 00:00    | 04:38         | 8-9   | -1         | 6   | 0   | 2   | 0   | 0.8696 |



**Morehouse at Georgia Tech**

01/29/20 McCamish Pavilion, Atlanta  
2019-20 Men's Basketball

Game Time: 12:30 AM

Game Duration: 1:53

Attendance: 4,133

Officials: Pat Adams, Chuck Jones, Tony Greene

**Georgia Tech**

| Lineup  | Quarter On | Time On | Quarter Off | Time Off | Time on Court | Score | Score Diff | Reb | Stl | Tov | Ass | PPP    |
|---|------------|---------|-------------|----------|---------------|-------|------------|-----|-----|-----|-----|--------|
| 1- Banks III J/ 4- Usher J/ 5- Wright M/ 10- Alvarado J/ 12- Moore K/     | 1          | 20:00   | 1           | 15:59    | 04:01         | 7-2   | 5          | 3   | 2   | 2   | 3   | 1.0174 |
| 3- Cole E/ 4- Usher J/ 5- Wright M/ 10- Alvarado J/ 12- Moore K/          | 1          | 15:59   | 1           | 15:25    | 00:34         | 3-3   | 0          | 0   | 0   | 0   | 1   | 3.0000 |
| 3- Cole E/ 4- Usher J/ 5- Wright M/ 11- Parham B/ 12- Moore K/            | 1          | 15:25   | 1           | 14:33    | 00:52         | 2-2   | 0          | 1   | 0   | 0   | 1   | 2.0000 |
| 3- Cole E/ 5- Wright M/ 11- Parham B/ 12- Moore K/ 23- Price A/           | 1          | 14:33   | 1           | 13:14    | 01:19         | 0-0   | 0          | 3   | 0   | 0   | 0   | 0.0000 |
| 1- Banks III J/ 3- Cole E/ 10- Alvarado J/ 11- Parham B/ 23- Price A/     | 1          | 13:14   | 1           | 12:29    | 00:45         | 0-2   | -2         | 1   | 0   | 2   | 0   | 0.0000 |
| 1- Banks III J/ 2- Phillips S/ 4- Usher J/ 10- Alvarado J/ 23- Price A/   | 1          | 12:29   | 1           | 11:16    | 01:13         | 2-2   | 0          | 1   | 1   | 0   | 1   | 2.0000 |
| 1- Banks III J/ 2- Phillips S/ 10- Alvarado J/ 11- Parham B/ 12- Moore K/ | 1          | 11:16   | 1           | 08:46    | 02:30         | 8-0   | 8          | 5   | 2   | 1   | 1   | 1.8519 |
| 1- Banks III J/ 5- Wright M/ 10- Alvarado J/ 11- Parham B/ 12- Moore K/   | 1          | 08:46   | 1           | 07:17    | 01:29         | 3-0   | 3          | 1   | 0   | 1   | 1   | 1.2295 |
| 3- Cole E/ 4- Usher J/ 5- Wright M/ 11- Parham B/ 23- Price A/            | 1          | 07:17   | 1           | 04:31    | 02:46         | 7-5   | 2          | 3   | 0   | 0   | 1   | 1.1076 |
| 1- Banks III J/ 2- Phillips S/ 3- Cole E/ 11- Parham B/ 23- Price A/      | 1          | 04:31   | 1           | 03:54    | 00:37         | 0-2   | -2         | 0   | 0   | 0   | 0   | 0.0000 |
| 1- Banks III J/ 2- Phillips S/ 3- Cole E/ 10- Alvarado J/ 23- Price A/    | 1          | 03:54   | 1           | 02:22    | 01:32         | 2-1   | 1          | 2   | 1   | 2   | 0   | 0.4098 |
| 1- Banks III J/ 5- Wright M/ 10- Alvarado J/ 12- Moore K/ 23- Price A/    | 1          | 02:22   | 1           | 01:58    | 00:24         | 2-3   | -1         | 0   | 0   | 0   | 1   | 2.0000 |
| 5- Wright M/ 10- Alvarado J/ 11- Parham B/ 12- Moore K/ 23- Price A/      | 1          | 01:58   | 2           | 20:00    | 01:58         | 8-0   | 8          | 3   | 0   | 0   | 3   | 2.0619 |
| 1- Banks III J/ 4- Usher J/ 5- Wright M/ 10- Alvarado J/ 12- Moore K/     | 2          | 20:00   | 2           | 15:30    | 04:30         | 14-5  | 9          | 3   | 1   | 1   | 3   | 1.7500 |
| 2- Phillips S/ 3- Cole E/ 11- Parham B/ 14- Didenko D/ 23- Price A/       | 2          | 15:30   | 2           | 04:38    | 10:52         | 15-19 | -4         | 14  | 0   | 2   | 5   | 0.7545 |
| 2- Phillips S/ 3- Cole E/ 13- Boyd C/ 14- Didenko D/ 23- Price A/         | 2          | 04:38   | 2           | 02:20    | 02:18         | 2-3   | -1         | 1   | 2   | 1   | 1   | 0.5000 |
| 13- Boyd C/ 14- Didenko D/ 23- Price A/ 34- Broadway N/ 45- Medlock S/    | 2          | 02:20   | 2           | 00:00    | 02:20         | 7-5   | 2          | 4   | 0   | 1   | 2   | 1.4344 |



**Morehouse at Georgia Tech**

01/29/20 McCamish Pavilion, Atlanta  
2019-20 Men's Basketball

Game Time: 12:30 AM

Game Duration: 1:53

Attendance: 4,133

Officials: Pat Adams, Chuck Jones, Tony Greene

**Morehouse**

| Lineup  | Time  | Score | Score Diff | Pts/Min | Reb | Stl | Tov | Ast | PPP    |
|---|-------|-------|------------|---------|-----|-----|-----|-----|--------|
| 5- Adley J/ 25- Brewer X/ 33- Akonobi O/ 34- Butler D/ 40- Sterling J/      | 04:38 | 8-9   | -1         | 1.7266  | 6   | 0   | 2   | 0   | 0.8696 |
| 1- Andrews R/ 11- Olmert M/ 23- Gooden T/ 25- Brewer X/ 33- Akonobi O/      | 03:33 | 5-6   | -1         | 1.4085  | 3   | 1   | 1   | 1   | 0.6345 |
| 3- Kennedy M/ 11- Olmert M/ 20- Powell K/ 23- Gooden T/ 24- Alexander J/    | 03:30 | 6-6   | 0          | 1.7143  | 3   | 0   | 0   | 1   | 1.0000 |
| 1- Andrews R/ 11- Olmert M/ 21- Whitfield K/ 23- Gooden T/ 33- Akonobi O/   | 03:13 | 2-6   | -4         | 0.6218  | 2   | 0   | 1   | 1   | 0.5000 |
| 11- Olmert M/ 24- Alexander J/ 25- Brewer X/ 33- Akonobi O/ 34- Butler D/   | 02:45 | 5-1   | 4          | 1.8182  | 3   | 0   | 1   | 1   | 1.1261 |
| 3- Kennedy M/ 11- Olmert M/ 15- Brown C/ 21- Whitfield K/ 25- Brewer X/     | 02:09 | 3-2   | 1          | 1.3953  | 2   | 2   | 2   | 1   | 0.6148 |
| 1- Andrews R/ 3- Kennedy M/ 11- Olmert M/ 22- Heard K/ 25- Brewer X/        | 01:58 | 4-2   | 2          | 2.0339  | 0   | 1   | 1   | 0   | 1.3333 |
| 1- Andrews R/ 11- Olmert M/ 21- Whitfield K/ 24- Alexander J/ 25- Brewer X/ | 01:49 | 2-6   | -4         | 1.1009  | 2   | 0   | 1   | 1   | 0.5000 |
| 3- Kennedy M/ 11- Olmert M/ 20- Powell K/ 23- Gooden T/ 33- Akonobi O/      | 01:44 | 0-9   | -9         | 0.0000  | 0   | 0   | 2   | 0   | 0.0000 |
| 3- Kennedy M/ 11- Olmert M/ 23- Gooden T/ 25- Brewer X/ 33- Akonobi O/      | 01:31 | 0-4   | -4         | 0.0000  | 0   | 1   | 1   | 0   | 0.0000 |
| 11- Olmert M/ 23- Gooden T/ 24- Alexander J/ 25- Brewer X/ 33- Akonobi O/   | 01:29 | 0-3   | -3         | 0.0000  | 1   | 1   | 1   | 0   | 0.0000 |
| 5- Adley J/ 24- Alexander J/ 25- Brewer X/ 33- Akonobi O/ 34- Butler D/     | 01:28 | 3-3   | 0          | 2.0455  | 2   | 0   | 0   | 1   | 1.5000 |
| 11- Olmert M/ 23- Gooden T/ 24- Alexander J/ 25- Brewer X/ 33- Akonobi O/   | 01:21 | 2-3   | -1         | 1.4815  | 1   | 0   | 2   | 1   | 0.6667 |
| 3- Kennedy M/ 11- Olmert M/ 20- Powell K/ 21- Whitfield K/ 24- Alexander J/ | 01:19 | 0-5   | -5         | 0.0000  | 0   | 0   | 0   | 0   | 0.0000 |
| 11- Olmert M/ 21- Whitfield K/ 23- Gooden T/ 24- Alexander J/ 25- Brewer X/ | 01:17 | 3-2   | 1          | 2.3377  | 1   | 0   | 0   | 1   | 1.0000 |
| 3- Kennedy M/ 11- Olmert M/ 21- Whitfield K/ 23- Gooden T/ 33- Akonobi O/   | 01:10 | 2-0   | 2          | 1.7143  | 0   | 0   | 1   | 1   | 1.0000 |
| 3- Kennedy M/ 11- Olmert M/ 20- Powell K/ 23- Gooden T/ 25- Brewer X/       | 01:05 | 3-5   | -2         | 2.7692  | 0   | 0   | 1   | 0   | 1.0000 |
| 3- Kennedy M/ 11- Olmert M/ 21- Whitfield K/ 23- Gooden T/ 25- Brewer X/    | 01:02 | 0-0   | 0          | 0.0000  | 2   | 0   | 0   | 0   | 0.0000 |
| 1- Andrews R/ 11- Olmert M/ 21- Whitfield K/ 23- Gooden T/ 24- Alexander J/ | 00:57 | 3-1   | 2          | 3.1579  | 1   | 0   | 0   | 0   | 1.5957 |
| 1- Andrews R/ 2- Bailey F/ 3- Kennedy M/ 22- Heard K/ 25- Brewer X/         | 00:51 | 0-4   | -4         | 0.0000  | 0   | 0   | 2   | 0   | 0.0000 |
| 3- Kennedy M/ 11- Olmert M/ 15- Brown C/ 20- Powell K/ 21- Whitfield K/     | 00:37 | 3-3   | 0          | 4.8649  | 1   | 0   | 0   | 0   | 2.0833 |
| 3- Kennedy M/ 11- Olmert M/ 21- Whitfield K/ 24- Alexander J/ 25- Brewer X/ | 00:26 | 0-2   | -2         | 0.0000  | 0   | 0   | 0   | 0   | 0.0000 |
| 1- Andrews R/ 2- Bailey F/ 3- Kennedy M/ 23- Gooden T/ 25- Brewer X/        | 00:08 | 0-0   | 0          | 0.0000  | 0   | 0   | 0   | 0   | 0.0000 |



**Morehouse at Georgia Tech**

01/29/20 McCamish Pavilion, Atlanta  
2019-20 Men's Basketball

**Game Time:** 12:30 AM

**Game Duration:** 1:53

**Attendance:** 4,133

**Officials:** Pat Adams, Chuck Jones, Tony Greene

**Georgia Tech**

| Lineup  | Time  | Score | Score Diff | Pts/Min | Reb | Stl | Tov | Ast | PPP    |
|---|-------|-------|------------|---------|-----|-----|-----|-----|--------|
| 2- Phillips S/ 3- Cole E/ 11- Parham B/ 14- Didenko D/ 23- Price A/       | 10:52 | 15-19 | -4         | 1.3804  | 14  | 0   | 2   | 5   | 0.7545 |
| 1- Banks III J/ 4- Usher J/ 5- Wright M/ 10- Alvarado J/ 12- Moore K/     | 08:31 | 21-7  | 14         | 2.4658  | 6   | 3   | 3   | 6   | 1.4113 |
| 3- Cole E/ 4- Usher J/ 5- Wright M/ 11- Parham B/ 23- Price A/            | 02:46 | 7-5   | 2          | 2.5301  | 3   | 0   | 0   | 1   | 1.1076 |
| 1- Banks III J/ 2- Phillips S/ 10- Alvarado J/ 11- Parham B/ 12- Moore K/ | 02:30 | 8-0   | 8          | 3.2000  | 5   | 2   | 1   | 1   | 1.8519 |
| 13- Boyd C/ 14- Didenko D/ 23- Price A/ 34- Broadway N/ 45- Medlock S/    | 02:20 | 7-5   | 2          | 3.0000  | 4   | 0   | 1   | 2   | 1.4344 |
| 2- Phillips S/ 3- Cole E/ 13- Boyd C/ 14- Didenko D/ 23- Price A/         | 02:18 | 2-3   | -1         | 0.8696  | 1   | 2   | 1   | 1   | 0.5000 |
| 5- Wright M/ 10- Alvarado J/ 11- Parham B/ 12- Moore K/ 23- Price A/      | 01:58 | 8-0   | 8          | 4.0678  | 3   | 0   | 0   | 3   | 2.0619 |
| 1- Banks III J/ 2- Phillips S/ 3- Cole E/ 10- Alvarado J/ 23- Price A/    | 01:32 | 2-1   | 1          | 1.3043  | 2   | 1   | 2   | 0   | 0.4098 |
| 1- Banks III J/ 5- Wright M/ 10- Alvarado J/ 11- Parham B/ 12- Moore K/   | 01:29 | 3-0   | 3          | 2.0225  | 1   | 0   | 1   | 1   | 1.2295 |
| 3- Cole E/ 5- Wright M/ 11- Parham B/ 12- Moore K/ 23- Price A/           | 01:19 | 0-0   | 0          | 0.0000  | 3   | 0   | 0   | 0   | 0.0000 |
| 1- Banks III J/ 2- Phillips S/ 4- Usher J/ 10- Alvarado J/ 23- Price A/   | 01:13 | 2-2   | 0          | 1.6438  | 1   | 1   | 0   | 1   | 2.0000 |
| 3- Cole E/ 4- Usher J/ 5- Wright M/ 11- Parham B/ 12- Moore K/            | 00:52 | 2-2   | 0          | 2.3077  | 1   | 0   | 0   | 1   | 2.0000 |
| 1- Banks III J/ 3- Cole E/ 10- Alvarado J/ 11- Parham B/ 23- Price A/     | 00:45 | 0-2   | -2         | 0.0000  | 1   | 0   | 2   | 0   | 0.0000 |
| 1- Banks III J/ 2- Phillips S/ 3- Cole E/ 11- Parham B/ 23- Price A/      | 00:37 | 0-2   | -2         | 0.0000  | 0   | 0   | 0   | 0   | 0.0000 |
| 3- Cole E/ 4- Usher J/ 5- Wright M/ 10- Alvarado J/ 12- Moore K/          | 00:34 | 3-3   | 0          | 5.2941  | 0   | 0   | 0   | 1   | 3.0000 |
| 1- Banks III J/ 5- Wright M/ 10- Alvarado J/ 12- Moore K/ 23- Price A/    | 00:24 | 2-3   | -1         | 5.0000  | 0   | 0   | 0   | 1   | 2.0000 |