



GEORGIA TECH BASKETBALL 2019-20

ACC Champions 1985, 1990, 1993 • Final Four 1990, 2004 • 16 NCAA Tournament appearances

2019-20 Schedule/Results

| | | | |
|-----|-----------------------------------|--------------|---------------|
| O20 | GEORGIA COLLEGE (exh) | ACCNX | W, 98-76 |
| O27 | at Alabama (exh) | -- | L, 65-93 |
| N5 | at NC State [rv] | ACCN | W, 82-81 (ot) |
| N11 | ELON | ACCNX | W, 64-41 |
| N20 | at Georgia | SECN+ | L, 78-82 |
| N25 | ARKANSAS | ACCN | L, 61-62 (ot) |
| D1 | BETHUNE-COOKMAN | RSN | W, 68-65 |
| D4 | NEBRASKA+ | ESPNU | W, 73-56 |
| D7 | SYRACUSE | ACCN | L, 63-97 |
| D14 | at Kentucky [8/9] | ESPN | L, 53-67 |
| D18 | BALL STATE | RSN | L, 47-65 |
| D22 | vs. Boise State# | ESPNU | W, 74-60 |
| D23 | vs. Houston# | ESPN2 | L, 59-70 |
| D25 | at Hawai'i# | ESPN2 | W, 70-53 |
| D31 | at Florida State [18/20] | ESPNU | L, 58-70 |
| J4 | at North Carolina | ACCN | W, 96-83 |
| J8 | DUKE [2/2] | ACCN | L, 64-73 |
| J11 | at Boston College | ACCN | W, 71-52 |
| J15 | NOTRE DAME | ACCN | L, 74-78 |
| J18 | VIRGINIA [rv/rv] | ACCN | L, 58-63 |
| J22 | at Louisville [6/5] | RSN | 7 p.m. |
| J25 | NC STATE | RSN | 4 p.m. |
| J28 | MOREHOUSE | ACCNX | 7:30 p.m. |
| F1 | at Notre Dame | RSN | 12 p.m. |
| F4 | VIRGINIA TECH | ESPN2/U/ACCN | 7 p.m. |
| F8 | at Pittsburgh | RSN | 2 p.m. |
| F12 | LOUISVILLE [6/5] | ACCN | 8 p.m. |
| F19 | at Wake Forest | RSN | 7 p.m. |
| F22 | at Syracuse | RSN | 4 p.m. |
| F25 | CLEMSON | ESPN2/ACCN | 9 p.m. |
| F29 | MIAMI | ACCN | 6/8 p.m. |
| M4 | PITTSBURGH | RSN | 9 p.m. |
| M6 | at Clemson | ESPN2 | 7 p.m. |
| M10 | ACC Tournament (Greensboro, N.C.) | | |

+Big Ten-ACC Challenge; #Diamond Head Classic; Honolulu, Hawaii

All times Eastern; home games in ALL CAPS

(AP/USA) - rankings in AP/coaches polls at time of game, current rankings for upcoming games (rv=receiving votes)

TELEVISION: RSN/Fox Sports South

| | |
|--------------|--------------|
| Play-by-play | Tom Werme |
| Analyst | Mike Gminski |

RADIO: Learfield IMG College/WCNN-Radio

| | |
|--------------|----------------------------------|
| Play-by-play | Andy Demetra |
| Analyst | Randy Waters |
| Engineer | Miller Pope |
| In Atlanta | 680 AM, 93.7 FM |
| Satellite | XM 383, Internet 973 |
| Online | GT Gameday App, Ramblinwreck.com |
| TuneIn | buzz.gt/LiveTuneIn |

COMMUNICATIONS

| | |
|---------------|---|
| GTMBB contact | Mike Stamus |
| Phone | 404-894-5445 (ofc), 404-218-9723 (cell) |
| E-mail | mstamus@athletics.gatech.edu |

SOCIAL MEDIA: #TogetherWeSwarm

| | |
|------------------|-------------------------|
| Official Twitter | @GTMBB / @GTJoshPastner |
| Facebook | gtmensbasketball |
| Instagram | gtmensbasketball |

GEORGIA TECH (8-10, 3-5 ACC) vs. #6/5 LOUISVILLE (15-3, 6-1 ACC) GAME 19 • January 22, 2020 • 7 p.m. • KFC Yum! Center • Louisville, Ky.

About Wednesday's Game

Playing its seventh game away from home in the last 10, Georgia Tech continues Atlantic Coast Conference play Wednesday night against No. 6 Louisville at the KFC Yum! Center. Tip time is 7 p.m.

Georgia Tech update (8-10, 3-5 ACC) - In its fourth season under head coach Josh Pastner, Tech has lost its last two games, both at home against Notre Dame (78-74) and Virginia (63-58), and fell to 11th place in the ACC. The Yellow Jackets have yet to win an ACC game at home this season, however, they are 3-1 on the road with victories over NC State (82-81/ot), North Carolina (96-83) and Boston College (71-52). Tech's last three conference losses have come by a total of 19 points.

Louisville update (15-3, 6-1 ACC) - In their second season under head coach Chris Mack, the Cardinals share first place in the ACC after winning four straight games against Miami, Notre Dame, Pittsburgh and Duke. The last three wins came on the road by a total of 14 points. Louisville is one of seven teams to be ranked No. 1 in the nation this season, spending two weeks at the top spot after winning its first nine games.

Broadcast information - Live coverage on the ACC's Regional Sports Network (Fox Sports South in Georgia). Online streaming on ACC Network Extra available through the ESPN app. Radio coverage by Learfield IMG College (680 AM and 93.7 FM the Fan in Atlanta, TuneIn app). Tech broadcast available on satellite radio (XM ch. 383, internet ch. 973).

GAME INFORMATION

| | |
|-----------------------|---|
| Event/Site | Louisville, Ky. |
| Venue | KFC Yum! Center (22,090) |
| Series vs. Louisville | Louisville leads, 21-13 |
| On the road | Louisville leads, 11-4 |
| Last meeting | Tech lost 79-51 on 1/19/2019 in Atlanta |

GEORGIA TECH YELLOW JACKETS

| | |
|----------------------------------|------------------------------------|
| Rankings (AP/coaches/KenPom/NET) | nr nr 89 96 |
| Record breakdown | 3-6 home 4-3 away 1-1 neutral |
| Head coach | Josh Pastner (Arizona, 1997) |
| Career record/at GT ! | 223-136 (11th yr) 56-63 (4th yr) |
| Pastner vs. Louisville | 0-3 at GT, 2-5 overall |
| Next game | Jan. 25 vs. NC State |

! On-court record - 22 wins and 1 loss vacated by NCAA

Committee on Infractions

LOUISVILLE CARDINALS

| | |
|----------------------------------|------------------------------------|
| Rankings (AP/coaches/KenPom/NET) | 6 5 7 10 |
| Record breakdown | 10-1 home 4-1 away 1-1 neutral |
| Head coach | Chris Mack (Xavier, 1992) |
| Career record/at UL | 250-114 (11th yr) 35-17 (2nd yr) |
| Mack vs. Georgia Tech | 1-0 |
| Next game | Jan. 25 vs. Clemson |

ROSTER AT-A-GLANCE (#indicates last game starters)

| | | | | | | | | | |
|-----------|-------------------|-----|------|-----|-------|--------------------|------|-----|--|
| 10 | Jose Alvarado# | G | 6-0 | 179 | Jr. | Brooklyn, N.Y. | 11.3 | 2.5 | > Missed 7 games with ankle inj; 12.4 ppg, 5.1 apg since return, 46/21 A/T/O ratio |
| 1 | James Banks III# | F | 6-10 | 250 | Sr. | Decatur, Ga. | 10.3 | 7.6 | > No. 10 in ACC in rebounding, No. 2 in blocked shots (2.83 bpg); 11 career double-doubles, 4 this season |
| 34 | Niko Broadway | G | 6-3 | 180 | Fr. | Atlanta, Ga. | 0.0 | 0.0 | > Non-scholarship player in his first year with the program |
| 13 | Coleman Boyd | G | 6-1 | 173 | Fr. | Smyrna, Ga. | 1.0 | 0.5 | > Non-scholarship player in his first year with the program, scored first collegiate points vs. Hawai'i |
| 3 | Evan Cole | F | 6-10 | 226 | Jr. | Cumming, Ga. | 4.3 | 3.2 | > 12.0 mpg off the bench; hitting 50% FG; matched season high with 9 pts (4-7 FG) at UNC, 6 pts, 4 reb vs. UVA |
| 0 | Michael Devoe# | G | 6-5 | 193 | So. | Orlando, Fla. | 15.9 | 3.8 | > No. 7 in ACC in scoring, No. 7 in FG% (.457), No. 3 in minutes (35.37); hitting 42.4% 3ptFG in ACC games |
| 14 | David Didenko | F | 6-9 | 232 | So. | Yakutsk, Russia | 0.0 | 0.3 | > Signed with Tech out of Palm Beach State Community College, played in 4 games |
| 45 | Shaheed Medlock | G | 6-5 | 196 | Sr. | Waycross, Ga. | 0.0 | 0.0 | > Non-scholarship player in his third year with the program |
| 12 | Khalid Moore | F | 6-7 | 203 | So. | Briarwood, N.Y. | 3.6 | 2.9 | > Started first 9 games this season; No. 2 on team in steals, No. 4 in assists |
| 11 | Bubba Parham | G | 5-10 | 160 | Jr. | Snellville, Ga. | 6.5 | 2.8 | > Transfer from VMI, led SoCon 21.4 ppg in 2019; five double-digit games this season, all vs. power conf teams |
| 2 | Shembari Phillips | G | 6-4 | 210 | r-Sr. | Atlanta, Ga. | 0.9 | 0.2 | > Played in 10 games this season, limited minutes; scored 6 points vs. Ball State |
| 23 | Asanti Price | G | 6-5 | 177 | Fr. | Columbia, S.C. | 2.7 | 2.0 | > 3A all-state selection from state championship team at Keenan HS; high game 6 points vs. Nebraska |
| 55 | Malachi Rice | G | 6-0 | 186 | Jr. | Indianapolis, Ind. | 0.0 | 0.0 | > Non-scholarship player in his third year with the program |
| 35 | Kristian Sjolund | G | 6-8 | 213 | So. | Kongsberg, Norway | -- | -- | > Has not played in 2019-20 (redshirting); last 8 games (started 4) of 2018-19 (54 pts, 11-of-34 3pt FG) |
| 4 | Jordan Usher# | G/F | 6-7 | 220 | Jr. | Canton, Ga. | 8.5 | 3.3 | > Transfer from Southern California; double figures in 4 games, 81.8% from FT line |
| 5 | Moses Wright# | F | 6-9 | 230 | Jr. | Raleigh, N.C. | 13.4 | 7.8 | > Tech's top scorer in ACC games (14.6 ppg), No. 6 in ACC in reb avg (8.1 rpg), No. 7 in FG% (.500) |

TECH NOTEBOOK

Tech Team Statistics

| Category | 2019-20 | #ACC | *NCAA |
|--|---------|------|-------|
| Scoring offense | 67.4 | 12 | 278 |
| Scoring defense | 67.7 | 10 | 145 |
| Scoring margin | -0.3 | 11 | 234 |
| Field goal pct. | .449 | 6 | 119 |
| Field goal pct. def. | .401 | 6 | 72 |
| 3-pt FG pct. | .292 | 12 | 322 |
| 3-pt FG made | 4.9 | 15 | 340 |
| 3-pt FG pct. def. | .309 | 5 | 86 |
| 3-pt FG allowed | 5.9 | -- | -- |
| Free throw pct. | .650 | 14 | 310 |
| FT made | 11.6 | 9 | 270 |
| Rebound average | 35.7 | 8 | 191 |
| Rebound margin | +0.2 | 8 | 193 |
| D-Reb per game | 9.2 | 11 | 255 |
| D-Reb per game | 26.5 | 7 | 127 |
| Assists per game | 13.3 | 9 | 165 |
| Assist/TO ratio | 0.8 | 15 | 307 |
| Turnover margin | -2.3 | 14 | 316 |
| Turnovers per game | 16.8 | 15 | 336 |
| Turnovers forced | 14.4 | 6 | 129 |
| Blocks per game | 4.9 | 3 | 28 |
| Steals per game | 7.3 | 7 | 104 |
| Personal fouls per game | 18.4 | 14 | 249 |
| <i>#ACC rankings through games of Jan. 20</i> | | | |
| <i>*NCAA rankings (352 teams ranked) through Jan. 20</i> | | | |

Games Started

| Player | Consec. | 2019-20 | Career | Conf. |
|--|---------|---------|--------|-------|
| Jose Alvarado | 9 | 11 | 66 | 36 |
| James Banks III | 12 | 16 | 42 | 26 |
| Evan Cole | - | 2 | 12 | 7 |
| Michael Devoe | 41 | 18 | 41 | 27 |
| David Didenko | - | - | - | - |
| Khalid Moore | - | 9 | 19 | 8 |
| Shembari Phillips | - | - | 30 | 11 |
| Bubba Parham | - | 6 | 68 | 37 |
| Asanti Price | - | - | - | - |
| Kristian Sjolund | - | - | 3 | 3 |
| Jordan Usher | 10 | 10 | 14 | 6 |
| Moses Wright | 25 | 18 | 48 | 21 |
| <i>*includes starts at previous school</i> | | | | |
| <i>Career ACC includes ACC Tournament starts</i> | | | | |

Non-Conference Breakdown

| Team | Conf. | Record | Conf. | KP | NET |
|---|----------|--------|-------|-----|-----|
| Arkansas | SEC | 14-3 | 3-2 | 31 | 32 |
| Ball State | MAC | 11-7 | 4-1 | 98 | 110 |
| Bethune-Cookman | MEAC | 9-10 | 3-2 | 289 | 294 |
| Boise State | MW | 12-8 | 4-4 | 119 | 114 |
| Elon | CAA | 5-15 | 1-6 | 310 | 325 |
| Georgia | SEC | 11-6 | 1-3 | 83 | 78 |
| Hawaii | Big West | 12-6 | 3-1 | 181 | 169 |
| Houston | AAC | 14-4 | 4-1 | 29 | 34 |
| Kentucky | SEC | 13-4 | 4-1 | 24 | 27 |
| Nebraska | Big Ten | 7-11 | 2-5 | 135 | 170 |
| GT strength of schedule rank | | | | 4 | 17 |
| GT NC strength of schedule rank | | | | 46 | 48 |
| <i>KP - KenPom.com, NET - NCAA NET rankings</i> | | | | | |
| <i>As of Jan. 20</i> | | | | | |

The Tipoff

• **More snacks** - A win against Louisville would be Georgia Tech's first against the Cardinals since they joined the ACC, its first win over a top-25 team on the road since 2016, and its first win over a top-10 team on the road since 2014. It would also be Tech's fourth ACC road win this season. The last time the Jackets won four ACC road games in a season was 2007-08, when they went 4-4.

• **Get a good one** - Georgia Tech has lost its last 17 games against teams ranked in the top 25 of either the AP or coaches polls. Tech's last win over a top-25 team was Notre Dame (rv AP/25 coaches) on Jan. 10, 2018. The Jackets have lost 19 straight road games against top 25 teams, dating back to a Jan. 25, 2015 game at Miami (23/23).

• **Full deck** - Georgia Tech has had its full roster available for only its last nine games, beginning with the first game of the Diamond Head Classic on Dec. 22. Junior forward Jordan Usher became eligible for the Yellow Jackets' Dec. 18 game against Ball State, and junior point guard Jose Alvarado played for the first time since Nov. 20 in the Jackets' 74-60 win over Boise State in Hawai'i.

• **Stability** - Tech has used five different lineups this season, but has sent the same five out for the opening tip in each of the nine games since the return of Jose Alvarado, producing a 4-5 record with it.

• **Offense for defense** - Georgia Tech ranks fourth in the ACC in scoring average in conference games (70.75) and 12th in scoring defense (74.63), a reversal of last year's final rankings (15th scoring offense, 7th scoring defense).

• **All-for-ado** - Georgia Tech has averaged 69.3 points and shot 46.9 percent from the floor in the eight games since Jose Alvarado returned to the court. The Yellow Jackets have shot 50 percent or better in five of those games.

• **Big miss** - Jose Alvarado has averaged 12.4 points, 5.1 assists and 2.1 steals in seven games since his return from an ankle injury which sidelined him for seven games. He ranks No. 2 in the ACC in assists (6.3 pg) and is sixth in assist/turnover ratio (2.32) in conference games only, and has hit 13-of-36 (36.1 percent) from three-point range.

• **Ushering in** - Jordan Usher made his debut for the Yellow Jackets Dec. 18 against Ball State after sitting out the required two semesters after he transferred from Southern California last January. The 6-7 junior guard/forward has averaged 8.5 points and 3.3 rebounds, hitting 40 percent of his shots from the floor and 81.8 percent from the free throw line.

• **Wright stuff** - Moses Wright has scored in double digits in eight of his last nine games, averaging 15.7 points and 7.7 rebounds while hitting 53.2 percent of his shots from the floor. The 6-9 junior ranks No. 2 in the ACC in field goal percentage (53.8) and No. 8 in rebound average (7.8).

• **Crack that whip** - Michael Devoe ranks seventh in the ACC in scoring (15.9 ppg), and eighth in field goal percentage (45.7). He also is No. 3 in minutes played (35.37). The 6-5 guard has hit 42.4 percent of his three-pointers in ACC games.

• **No ducking** - Georgia Tech's schedule is the 10th-strongest in the nation according to KenPom.com, eighth among power conference teams. Tech's schedule included six power conference teams in its first 10 games, including road games at NC State, Georgia and Kentucky, and home games against Arkansas and Nebraska along with the ACC schedule. The Jackets' non-conference schedule rates sixth-toughest among power conference teams, 44th overall.

Series vs. Louisville

• Of the four most recent newcomers in the expanded ACC, Tech had the longest history with Louisville, meeting 28 times prior to the Cardinals joining the conference.

• Louisville has won all six games between the two teams as ACC brethren, the first three by a combined eight points. The Cardinals scored double-digit wins in each of the last three, including a 79-51 victory at McCamish Pavilion on Jan. 19,

Series vs. Louisville (13-21)

Home: 7-7, Away: 4-11, Neutral: 2-3

| | |
|----------------------------------|---------------------------------|
| All Home Games: | 7-7 |
| At McCamish Pavilion: | 0-4 |
| At AMC: | 4-2 |
| In Atlanta: | 7-6 |
| All Road Games: | 4-9 |
| At KFC Yum! Center: | 0-1 |
| At Freedom Hall: | 3-8 |
| At Louisville Convention Center: | 1-1 |
| As ACC members: | 0-5 |
| In the ACC Tournament: | 0-0 |
| As Metro Conference members: | 2-2 |
| All Neutral Games: | 2-3 |
| Under Roy McArthur: | 0-1 |
| Under Whack Hyder: | 3-6 |
| Under Dwane Morrison: | 2-2 |
| Under Bobby Cremins: | 8-5 |
| Under Paul Hewitt: | 0-1 |
| Under Brian Gregory: | 0-3 |
| Under Josh Pastner: | 0-3 |
| Vs. Chris Mack: | 0-1 |
| Vs. David Padgett: | 0-1 |
| Vs. Rick Pitino: | 0-5 at Louisville (1-8 overall) |
| Vs. Denny Crum: | 10-7 |
| Longest Winning Streak: | 4 games (1990-92) |
| Longest Losing Streak: | 4 games (2014-present) |
| Most Points Scored: | 94 on 2-10-1990 and 12-20-1997 |
| Fewest Points Scored: | 48 on 12-27-1965 |
| Most Points Allowed: | 91 on 2-25-1977 |
| Fewest Points Allowed: | 50 on 2-17-1962 |
| Largest Margin of Victory: | 13 on 2-24-1991 |
| Largest Margin of Defeat: | 28 on 1-19-2019 |

Recent Series Results

| | | | | |
|---|------------|------------|----------|----------|
| 12-18-1950..... | a | L | 57- 79 | |
| 12-6-1958..... | a | L | 57- 71 | |
| 12-5-1959..... | h10 | W | 68- 56 | |
| 12-12-1960..... | a1 | L | 65- 74 | |
| 2-17-1962..... | h10 | W | 59- 50 | |
| 2-16-1963..... | 10/9..... | h10 | L 73- 78 | |
| 1-18-1964..... | a2 | L | 59- 68 | |
| 12-29-1964..... | n1 | L | 71- 77 | |
| 1-16-1965..... | a2 | W | 66- 63 | |
| 12-27-1965..... | n2 | L | 48- 54 | |
| 2-25-1977..... | 10/10..... | a | L 80- 91 | |
| 3-4-1977..... | 10/9..... | n3 | W 56- 55 | |
| 1-14-1978..... | 9/8..... | a | L 84- 90 | |
| 2-14-1978..... | h10 | W | 69- 59 | |
| 1-6-1988..... | a | W | 62- 61 | |
| 1-15-1989..... | 19/16..... | h10 | L 65- 67 | |
| 2-10-1990..... | 16/15..... | 15/14..... | a | W 94- 84 |
| 2-24-1991..... | h10 | W | 82- 69 | |
| 1-25-1992..... | 18/17..... | 20/21..... | a | W 73- 65 |
| 12-19-1992..... | 17/16..... | 21/22..... | *h12 | W 87- 85 |
| 1-15-1994..... | 17/18..... | 15/15..... | a | L 68- 88 |
| 12-17-1994..... | 14/13..... | *h12 | L 72- 77 | |
| 12-16-1995..... | 19/20..... | 20/19..... | *h12 | W 88- 77 |
| 1-11-1997..... | 14/16..... | a | L 56- 60 | |
| 11-29-1997..... | 19/19..... | n5 | W 73- 69 | |
| 12-20-1997..... | *h12 | W | 94- 86 | |
| 2-14-1999..... | a | L | 58- 78 | |
| 3-20-2005..... | 25/25..... | 4/4..... | n6 | L 54- 76 |
| 2-23-2015..... | 17/15..... | h15 | L 51- 52 | |
| 1-23-2016..... | 17/16..... | h15 | L 71- 75 | |
| 3-1-2016..... | 11/x..... | a | L 53- 56 | |
| 1-7-2017..... | 9/9..... | h15 | L 50- 65 | |
| 2-8-2018..... | a | L | 54- 77 | |
| 1-19-2019..... | h15 | L | 51- 79 | |
| *h12-Holiday Classic (Georgia Dome, Atlanta, Ga.); a1-Bluegrass Invitational (Freedom Hall, Louisville, Ky.); a2-Louisville Convention Center; n1-Sugar Bowl Tournament (New Orleans, La.); n2-Hurricane Classic (Miami, Fla.); n3-Metro Tournament (Mid-South Coliseum, Memphis, Tenn.); n5-Puerto Rico Shootout (Eugenio Guerra Sports Complex, Bayamon, P.R.); n6-NCAA Tournament second round (Gaylord Entertainment Center, Nashville, Tenn.) Charlotte, N.C.); n7-ACC Tournament (Verizon Center, Washington, D.C.) | | | | |

TECH NOTEBOOK

Just Georgia Tech, please...

The Georgia Institute of Technology is the official title, but Georgia Tech will work fine, or just Tech (unless you're in Virginia or Texas). We would appreciate it if you would use our name in those ways. Georgia Tech University is incorrect. Thank you.

Georgia Tech Quick Facts

| | |
|---|--|
| Official Name: Georgia Institute of Technology | |
| Location: Atlanta, Ga. | |
| Enrollment: 32,700 | |
| Founded: 1885 | |
| Colors: Old Gold and White | |
| Nickname: Yellow Jackets; Ramblin' Wreck | |
| Mascot: Buzz (Yellow Jacket) | |
| Fight Songs: Ramblin' Wreck, White and Gold | |
| Conference: Atlantic Coast (ACC) | |
| Home Arena: McCamish Pavilion (capacity 8,600) | |
| President: Dr. Angel Cabrera | |
| Director of Athletics: Todd Stansbury | |
| Faculty Rep. for Athletics: Dr. Charles L. Isbell, Jr. | |
| Head Coach: Josh Pastner (Arizona, 1997) | |
| Record at Tech: 56-63 ! (4th season) | |
| Overall: 223-136 ! (11th season) | |
| ACC Regular Season: 23-39 ! | |
| ACC Tournament: 0-3 | |
| NCAA Tournament: 2-4 | |
| Associate Head Coach: Eric Reveno (Stanford, 1989), 4th season | |
| Assistant Coach: Julian Swartz (Carroll College, 2005), 4th season | |
| Assistant Coach: Anthony Wilkins (Kent State, 2013), 2nd season | |
| Assoc. Dir. of Player Personnel: B.J. Elder (Georgia Tech, 2014) | |
| Director of Operations: Tyler Benson (St. Bonaventure, 2009) | |
| Director of Scouting: Hayden Sheridan (Arizona, 2016) | |
| Player Development Coach: Dr. Dan Taylor (Franklin Pierce, 2002) | |
| Athletic Trainer: Richard Stewart (Salisbury, 2005) | |
| <i>! On-court record (Georgia Tech had 22 wins and one loss during the 2016-17 and 2017-18 seasons vacated by the NCAA's Committee on Infractions.)</i> | |

Basketball History

| |
|--|
| 105th season: 1st game, Feb. 17, 1906 vs. Auburn |
| All-time Record: 1,384-1,255 ! |
| Winning/Losing/500 Seasons: 53 / 47 / 4 |
| NCAA Appearances (16): 23-16 record |
| 1960, 1985, 1986, 1987, 1988, 1989, 1990, 1991, 1992, 1993, 1996, 2001, 2004, 2005, 2007, 2010 |
| Final Fours (2): 1990, 2004 |
| NIT Appearances (8): 10-8 record |
| 1970, 1971, 1984, 1994, 1998, 1999, 2003, 2016 |
| ACC Championships (3): 1985, 1990, 1993 |
| ACC Regular-Season Titles (2): 1985 (tie), 1996 |
| ACC Regular-Season Record (41st season): 257-381 ! |
| ACC Tournament Record: 26-37 |
| SEC Championships (1): 1938 |
| SEC Regular-Season Titles (1): 1937 |
| SEC Regular-Season Record (1932-64): 201-207 |
| Metro Conference Regular-Season Record (1975-78): 9-10 |
| Metro Conference Tournament Record: 4-3 |
| Record at McCamish Pavilion: 86-50 ! (7th season) |
| Record at Alexander Memorial Coliseum: 556-194 (55 seasons, 1956-2011) |
| Record at Philips Arena: 7-11 |
| Record at Arena at Gwinnett Center: 4-1 |
| Record at Georgia Dome: 9-5 |
| All-Time Head Coaches: 14 |
| ACC Head Coaches: 5 |
| All-America Selections: 14 (12 players) |
| Consensus All-Americans: 2 |
| First-Team All-Americans: 5 |
| National Players of the Year: 1 |
| All-ACC Selections: 52 times (31 players) |
| ACC Players of the Year: 2 |
| ACC Rookies of the Year: 11 |
| ACC Coaches of the Year: 5 (3 coaches) |
| ACC Tournament MVPs: 3 |
| ACC All-Freshman Team: 15 |

2019.

- Tech went 3-6 against the Cardinals with Whack Hyder as its head coach, all of those games between 1958 and 1965.
- After a 12-year hiatus, Tech was 2-2 vs. Louisville when both teams were members of the Metro Conference in the late 1970s. Dwane Morrison was the Yellow Jackets' head coach for all those games, and Denny Crum was on the Cardinals' bench.
- After another long break, the teams met 13 times between 1988 and 1999, with Bobby Cremins and Crum on the opposing benches in all those games. The Yellow Jackets went 8-5 against the Cardinals during this time. Three of the meetings took place at Alexander Memorial Coliseum, and six at Freedom Hall.
- The other four were played at the Georgia Dome. Tech won three of those, including the first-ever college basketball game played in the facility, and before the largest crowd ever to witness a college game in the state of Georgia at the time (28,885). That game will be forever remembered in Tech lore after James Forrest launched a half-court heave on an inbound play that dropped through the net at the buzzer for an 87-85 Yellow Jacket victory.
- The teams have met seven times when both were ranked among the nation's top 25 teams, and Tech has won four of those meetings.
- Tech coach Josh Pastner went 2-2 against Louisville during his seven-year stint as the head coach at Memphis and is now 2-5 against the Cardinals.

Last Time Out: Tech Falls to Virginia

Georgia Tech men's basketball put on a 9-0 run in the second half to pull within three, but was unable to get over the hump, falling 63-58 to Virginia on Saturday night at McCamish Pavilion. The Yellow Jackets (8-10, 3-5 ACC) shot right at 50 percent overall and tallied their highest point total against Virginia in six years, while the Cavaliers (12-5, 4-3 ACC) finished a shade below at 47.2 percent. Leading the way offensively for Tech was Jose Alvarado, who finished with a game-high 20 points off 8-of-14 shooting. Also finishing in double digits was James Banks III, who was just one rebound shy of a double-double at 10 and nine. UVA finished with three double-digit scorers on the night. Jay Huff and Mamadi Diakite led the way with 17 points apiece, while Braxton Key finished with 10.

What's Trending

- Georgia Tech ranks No. 35 in defensive efficiency according to KenPom.com (92.1 points per 100 possessions), No. 35 nationally in effective defensive field goal percentage (44.1) and 49th in two-point field goal defense (45.5).
- Since the beginning of last season, Tech has held 26 opponents, including 10 ACC opponents, under 40 percent from the floor. Eight Tech opponents this season have shot under 40 percent.
- The Jackets have limited 22 opponents, 10 in the ACC, to 30 percent or less from three-point range in the same time frame. Eight Tech opponents have shot under 30 percent from three this season.
- Tech has held five opponents to their lowest offensive efficiency of the season, including two of its foes in Hawai'i - Elon, Arkansas, Nebraska, Boise State and Hawai'i. Five other teams, including NC State, Kentucky, Duke and Boston College, posted one of their five lowest offensive efficiency ratings against the Yellow Jackets.
- Georgia Tech's adjusted tempo is 70.1 possessions per game according to KenPom.com (94th in the nation), well ahead of the 66.1 possessions per game last season and 66.8 in 2016-17. Tech has played less than 70 possessions just six times. In ACC games, Tech has averaged 70.9 possessions, third most in the league.
- Tech has reached 70 possessions per game over the course of a full season only four times since 1997, the first

Last Meeting vs. Louisville

Louisville 79, Georgia Tech 51

Jan. 19, 2019 • McCamish Pavilion

Playing without three of its top seven scorers, Georgia Tech men's basketball couldn't overcome hot-shooting Louisville in a 79-51 loss to the Cardinals.

Georgia Tech (10-8, 2-3 ACC) was never able to get anything going offensively without the services of its leading scorer (Jose Alvarado - injury), third-leading scorer (Brandon Alston - personal) and key post contributor Abdoulaye Gueye (medical condition) and shot just 38 percent from the field for the game (19-of-50). Meanwhile, Louisville (13-5, 4-1 ACC) made 47 percent of its shots (31-of-66), good for the third-highest field-goal percentage by a Tech opponent this season.

James Banks led Georgia Tech with 24 points and a game-high 11 rebounds, good for his fifth double-double of the season. Jordan Nwora paced Louisville with a game-high 25 points while the Cardinals' Christen Cunningham dished out 11 assists.

| LOUISVILLE (13-5, 4-1 ACC) | | | | | | | | | | | | |
|----------------------------|-----------------------|-------------|--------------|-----------------------|-----------|-----------|-------------|-----------|----------|----------|------------|--|
| Player | FG-A | 3P-A | FT-A | Reb | PF | Pts | A | TO | Bk | S | MIN | |
| Williams, Malik | 5-13 | 2-5 | 1-1 | 5 | 3 | 13 | 0 | 1 | 0 | 0 | 16 | |
| Sutton, Dwayne | 2-5 | 0-2 | 1-3 | 8 | 3 | 5 | 3 | 1 | 0 | 1 | 28 | |
| Nwora, Jordan | 10-16 | 3-7 | 2-2 | 8 | 2 | 25 | 2 | 1 | 0 | 1 | 28 | |
| Cunningham, C | 3-6 | 1-2 | 2-3 | 2 | 1 | 9 | 11 | 0 | 0 | 0 | 29 | |
| Fore, Khwan | 1-5 | 0-1 | 0-0 | 3 | 1 | 2 | 2 | 3 | 0 | 1 | 24 | |
| Agau, Akoy | 0-0 | 0-0 | 0-0 | 0 | 0 | 0 | 0 | 0 | 0 | 0 | 4 | |
| Perry, Darius | 2-7 | 0-3 | 0-1 | 2 | 4 | 4 | 1 | 2 | 0 | 0 | 15 | |
| Griffin, Jo | 1-1 | 0-0 | 0-0 | 0 | 0 | 2 | 0 | 0 | 0 | 0 | 4 | |
| Battale, Wyatt | 0-0 | 0-0 | 0-0 | 0 | 0 | 0 | 0 | 0 | 0 | 0 | 1 | |
| Redding, Jacob | 0-0 | 0-0 | 0-0 | 0 | 0 | 0 | 0 | 0 | 0 | 0 | 1 | |
| King, V.J. | 1-2 | 0-0 | 2-2 | 6 | 2 | 4 | 0 | 1 | 1 | 0 | 12 | |
| Enoch, Steven | 6-9 | 1-2 | 2-2 | 6 | 3 | 15 | 0 | 2 | 0 | 0 | 21 | |
| McMahon, Ryan | 0-2 | 0-2 | 0-0 | 1 | 3 | 0 | 2 | 0 | 1 | 2 | 17 | |
| Totals | 31-66 | 7-24 | 10-14 | 43 | 22 | 79 | 21 | 11 | 2 | 5 | 200 | |
| FG% | 1st Half: 17-34 50.0% | | | 2nd Half: 14-32 43.8% | | | Game: 47.0% | | | | | |
| 3FG% | 1st Half: 5-14 35.7% | | | 2nd Half: 2-10 20.0% | | | Game: 29.2% | | | | | |
| FT% | 1st Half: 4-8 50.0% | | | 2nd Half: 6-9 66.7% | | | Game: 71.4% | | | | | |

| GEORGIA TECH (10-8, 2-3 ACC) | | | | | | | | | | | | |
|------------------------------|----------------------|-------------|-----------------------|-----------|-----------|-----------|-----------|-----------|-------------|----------|------------|--|
| Player | FG-A | 3P-A | FT-A | Reb | PF | Pts | A | TO | Bk | S | MIN | |
| Wright, Moses | 3-5 | 0-1 | 1-2 | 3 | 2 | 7 | 0 | 2 | 0 | 0 | 21 | |
| Moore, Khalid* | 2-5 | 0-1 | 1-5 | 3 | 2 | 5 | 2 | 0 | 0 | 1 | 30 | |
| Banks III, James | 9-17 | 0-0 | 6-9 | 11 | 3 | 24 | 3 | 5 | 3 | 0 | 36 | |
| Devos, Michael* | 2-5 | 1-1 | 3-4 | 0 | 2 | 8 | 2 | 2 | 0 | 1 | 28 | |
| Haywood II, Curtis | 1-6 | 0-2 | 0-0 | 5 | 0 | 2 | 3 | 1 | 2 | 1 | 30 | |
| Philips, Shembari | 0-3 | 0-2 | 0-0 | 2 | 1 | 0 | 2 | 1 | 1 | 2 | 22 | |
| Cole, Evan | 2-6 | 0-2 | 0-2 | 5 | 4 | 4 | 1 | 4 | 0 | 1 | 23 | |
| Ogbonna, Sylvester | 0-2 | 0-0 | 0-0 | 0 | 1 | 0 | 0 | 1 | 0 | 0 | 4 | |
| Spolund, Kristian | 0-1 | 0-1 | 1-2 | 0 | 2 | 1 | 0 | 1 | 0 | 0 | 6 | |
| Totals | 19-50 | 1-10 | 12-24 | 33 | 17 | 51 | 13 | 17 | 6 | 6 | 200 | |
| FG% | 1st Half: 6-24 25.0% | | 2nd Half: 13-26 50.0% | | | | | | Game: 38.0% | | | |
| 3FG% | 1st Half: 0-6 0.0% | | 2nd Half: 1-4 25.0% | | | | | | Game: 10.0% | | | |
| FT% | 1st Half: 4-8 50.0% | | 2nd Half: 8-16 50.0% | | | | | | Game: 50.0% | | | |

| Score by Periods | | | |
|------------------|-----|-----|-------|
| | 1st | 2nd | Total |
| Louisville | 43 | 36 | 79 |
| Georgia Tech | 16 | 35 | 51 |

Officials: Ron Groover, A.J. Desai, Paul Szec
Attendance: 8600
Points in the paint-UL 38, GT 34. Points off turnovers-UL 16, GT 10.
2nd chance points-UL 5, GT 2. Fast break points-UL 24, GT 8.
Bench points-UL 25, GT 5. Score tied-1 time. Lead changed-1 time.
Last FG-UL 2nd-00:36, GT 2nd-00:29.
Largest lead-UL by 38 2nd-11:08, GT by 2 1st-19:41.
UL led for 38:54, GT led for 00:00. Game was tied for 01:06.

TECH NOTEBOOK

Tech's Record

| | 2019-20 | CJP |
|----------------------|---------|-------|
| At home | 3-6 | 43-23 |
| On the road | 4-3 | 11-31 |
| At neutral sites | 1-1 | 2-6 |
| Vs. top-10 opponents | 0-2 | 2-12 |
| Vs. top-25 opponents | 0-3 | 5-21 |
| Vs. teams over .500 | 7-10 | 34-54 |
| Vs. teams under .500 | 0-0 | 18-6 |
| Vs. teams at .500 | 1-0 | 3-2 |
| While in the top 25 | 0-0 | 0-0 |

| | | |
|----------------|-----|-------|
| In November | 2-2 | 14-6 |
| In December | 4-5 | 14-16 |
| In January | 2-3 | 15-16 |
| In February | 0-0 | 5-19 |
| In March/April | 0-0 | 8-5 |

| | | |
|------------------------|-----|-------|
| Wearing white uniforms | 3-6 | 41-23 |
| Wearing gold uniforms | 3-2 | 11-22 |
| Wearing navy uniforms | 2-2 | 5-14 |
| Wearing black uniforms | 0-0 | 0-0 |

| | | |
|---------------------------------------|-----|-------|
| Game is decided by 5 pts./fewer or OT | 2-4 | 13-15 |
| Game is decided by 10/fewer or OT | 2-5 | 24-29 |

| | | |
|---------------------------------|------|-------|
| Leading at the half | 4-0 | 41-12 |
| Trailing at the half | 4-10 | 14-50 |
| Tied at the half | 0-0 | 1-0 |
| Leading with 5:00 to play | 7-0 | 50-3 |
| Trailing with 5:00 to play | 1-8 | 4-57 |
| Tied with 5:00 to play | 0-2 | 1-2 |
| In overtime games | 1-1 | 3-2 |
| After a bye in the ACC schedule | 0-0 | 1-2 |

| | | |
|------------------------------------|-----|-------|
| Tech scores 100 or more points | 0-0 | 0-0 |
| Tech scores 70 or more points | 6-2 | 38-10 |
| Tech scores fewer than 70 points | 2-8 | 18-53 |
| Opponent scores 100 or more points | 0-0 | 0-1 |
| Opponent scores 70 or more | 2-6 | 10-35 |
| Opponent scores fewer than 70 | 6-4 | 48-25 |
| Opponent scores fewer than 50 | 1-0 | 4-0 |

| | | |
|-------------------------------------|-----|-------|
| Tech shoots 50 pct. or better | 4-2 | 20-7 |
| Opponent shoots 50 pct. or better | 0-2 | 1-13 |
| Opponent shoots under 40 pct. | 7-1 | 42-14 |
| Tech has a higher FG% than opponent | 8-3 | 54-14 |
| Tech has a lower FG% than opponent | 0-6 | 1-46 |
| FG percentage is even | 0-0 | 0-2 |

| | | |
|----------------------------|------|-------|
| Tech has more 3-point FGs | 3-3 | 14-13 |
| Tech has fewer 3-point FGs | 4-10 | 38-40 |
| 3-point FGs are even | 1-1 | 5-8 |

| | | |
|--------------------------------------|-----|-------|
| Tech attempts more FT than opponent | 2-3 | 41-19 |
| Tech attempts fewer FT than opponent | 6-7 | 13-39 |
| Free throw attempts are even | 0-0 | 2-4 |

| | | |
|---------------------------|-----|-------|
| Tech outrebounds opponent | 3-3 | 28-15 |
| Opponent outrebounds Tech | 5-6 | 23-46 |
| Rebounds are even | 0-1 | 5-1 |

| | | |
|--|-----|-------|
| Tech has fewer turnovers than opponent | 3-1 | 25-16 |
| Tech has more turnovers than opponent | 5-9 | 28-38 |
| Turnovers are even | 0-0 | 3-6 |
| Tech has more assists than turnovers | 2-1 | 33-16 |

| | | |
|------------------------|-----|-------|
| Committing more fouls | 6-6 | 11-35 |
| Committing fewer fouls | 2-4 | 40-20 |
| Fouls are even | 0-0 | 5-7 |

| | | |
|--|-----|-------|
| 4/more Jackets score in double figures | 4-1 | 27-14 |
| A Jacket scores 20 or more | 5-4 | 30-28 |
| A Jacket scores 30 or more | 0-1 | 3-1 |

| | | |
|----------------------------|-----|-------|
| Scoring more bench points | 2-3 | 25-24 |
| Scoring fewer bench points | 5-6 | 29-35 |
| Bench scoring is even | 1-1 | 2-3 |

year KenPom kept track - 1997-98 (72.3), 2000-01 (72.1), 2001-02 (70.5) and 2008-09 (70.5).

- Tech has exceeded 100 points per 100 possessions seven times, including NC State, North Carolina, Boston College and Notre Dame in the ACC.

- Two fouls in the first half? No problem. Georgia Tech ranks No. 1 in the nation, according to KenPom.com, in 2-foul participation, a measure of percentage of available minutes played by players with two fouls (67.5 pct. for Tech). The Jackets led the nation in this category in 2018-19, was fourth in 2017-18 and 35th in 2016-17.

- Tech has trailed at halftime in 13 of its 18 games this season, coming back to win four of those games. The Jackets are 14-50 when trailing at the half under Josh Pastner.

- Tech has averaged 71.2 points per game away from home this season (76.75 in its four ACC road games), and averaged 63.6 at McCamish Pavilion.

- Tech has shot 50 percent from the floor six times this season, and five times in its last seven games. The Jackets connected on 51.7 percent against Notre Dame (67.9 percent in the second half) and 50 percent against Virginia (61.1 percent in the first half), but lost both games. The Jackets are 20-6 when shooting 50 percent under Josh Pastner, 4-2 this season

- Tech assisted on 16 of 25 made field goals against and has assisted on 137 of 217 made field goals in ACC games (63.1 percent), the best rate in the ACC according to KenPom.com.

- Tech has averaged 43.2 points in the paint over its last five games, compared to 30.8 for its opponents.

- Tech is just 13-of-24 from the foul line in its last two games after hitting better than 70 percent in seven consecutive games. Tech has converted 112-of-154 attempts (72.7 percent) in its last nine games.

- The Jackets have hit 33.8 percent of their three-point field goal attempts in ACC games, which ranks middle-of-the-pack, compared with just 25.4 percent out of conference.

- Tech has averaged 15.4 turnovers over its last nine games since the return of Jose Alvarado, compared with 17.4 prior to that. With Alvarado on the floor this year, Tech has averaged 15.6 turnovers, compared with 18.6 in the seven games in which he was absent.

- Tech is plus-2 assist-to-turnovers in ACC games, minus-56 in non-conference games. The Jackets have been on the plus side of that ledger in three of the last five games.

- Tech also is plus-9 collectively on the boards over its last six games since returning from Hawai'i (six ACC opponents).

Personnel Trends

- Jose Alvarado notched his second game of 20 or more points this season against Virginia (also had 25 against North Carolina) and the 12th of his career.

- Alvarado has hit 11-of-25 shots (44 pct.) from three-point range in his last five games (2-of-7 vs. Virginia) and is 28-of-52 overall (53.8 pct.) during that stretch.

- Alvarado posted his lowest assist total (2) since recording one against Boise State on Dec. 22. Still, he has set or matched his career high in assists three times in the last five games, dishing eight at North Carolina, eight at Boston College and nine against Notre Dame. The 6-foot junior has averaged 6.29 assists in league games. Alvarado has 32 assists, 10 steals and 13 turnovers in his last five games, and has a 55/24 assist/turnover ratio for the season. His 2.29 assist/turnover ratio in ACC games ranks sixth in the league.

- James Banks III came up one rebound shy of posting his fifth double-double this season (10 points, nine rebounds against Virginia).

- Banks has averaged 11.9 points and 8.0 rebounds against ACC teams this season, hitting 56.7 percent of his shots from the floor.

- Banks matched his career high with five assists against Virginia, but blocked just one shot.

- Moses Wright snapped a streak of eight straight games

Jose Effect

| Georgia Tech | With JA | Without JA |
|----------------------------|---------|------------|
| Record | 5-6 | 3-4 |
| Scoring average | 71.3 | 61.3 |
| Scoring margin | +1.7 | -3.4 |
| Field goal percentage | 47.1 | 41.4 |
| 3-point percentage | 31.1 | 26.7 |
| 3-pt FG per game | 5.1 | 4.7 |
| Free throw percentage | 70.4 | 56.2 |
| Free throw points per game | 12.7 | 9.7 |
| Assist/turnover ratio | 0.9 | 0.7 |
| Turnovers per game | 15.6 | 18.6 |
| Turnover margin | -2.1 | -2.7 |
| Steals per game | 7.6 | 6.9 |

scoring in double figures after getting just seven points against Virginia (3-10 FG). The 6-9 junior ranks No. 2 in the ACC in field goal percentage (53.8) and No. 7 in rebound average (7.8).

- Wright is Tech's high scorer and rebounder in ACC games at 14.6 points and 8.1 rebounds per game, and he has hit 50 percent of his shots from the floor against the league.

- Wright has connected on 71.0 percent of his free throws (22-of-31) over Tech's last nine games after going just 4-of-14 in the first nine games of the season.

- Evan Cole is averaging 4.9 points per game and hitting 50 percent of his shots from the floor against power conference teams (6 pts, 3-6 FG, 4 reb vs. Virginia).

- Bubba Parham is 14-of-30 from the floor in his last six games, 7-of-15 on threes. All five of his double-figure games this season have come against power-conference foes (Georgia, Arkansas, Syracuse, Kentucky and North Carolina).

Pastner's Key Metrics

- **Assists to made field goals:** Tech has assisted on 242 of 458 field goals (52.8 percent) this season. The Jackets had 16 of 25 made field goals against Virginia, beating their nightly goal of 60 percent for the eighth time this season. However, Tech has assisted on 137 of 217 field goals vs. ACC teams this season (62.2 percent), tops in the league.

- **Free throws made to opponents' attempts:** Tech went 3-of-9 from the free throw line against Virginia, while Cavaliers were 8-of-16, falling short of accomplishing its nightly mission of making more free throws than the opponent attempts. The Jackets are 41-19 under Josh Pastner when attempting more free throws than the opponent. Tech has connected on just 65 percent of its free throws this season and has averaged just 11.5 points per game from the charity stripe. Against ACC foes, the Jackets have hit 66.7 percent and score 10.8 points per game from the line.

- **Turnovers:** Tech committed 18 to Virginia's 12. The Yellow Jackets have turned the ball over more than their opponent in 14 of 18 games this season. The Jackets have averaged 16.7 on the season, forcing 14.4. Target each night is to commit 11 or fewer, which Tech has met once this season. More telling for Tech under Josh Pastner is that when Tech has committed fewer turnovers than its opponent, it is 25-16. When it has committed more, it is 28-38.

- **Guard rebounding:** Tech's players outside of Banks, Cole and Wright collected nine of the Jackets' 23 defensive rebounds against Virginia. For the season, they have 244 of the Jackets' 477 defensive rebounds (51.2 percent).

Pre-Season Storylines

- **Rise above** - The Yellow Jackets finished last season 10th in the ACC after being projected to finish no higher than 13th in the preseason. It was Tech's highest finish since tying for ninth in 2013. Tech also outperformed projections in 2016-17, finishing 11th after being picked to finish 14th in Josh Pastner's first season. The Jackets were projected to finish 12th this

TECH NOTEBOOK

Tech Highs and Lows Under Josh Pastner

| |
|---|
| Longest winning streak: 4 games (2016-17, 2017-18) |
| Longest ACC winning streak: 3 games (2017-18) |
| Longest losing streak: 7 games (2017-18, 2018-19) |
| Longest ACC losing streak: 7 games (2017-18, 2018-19) |
| Most points scored in a game: 96 vs. Tusculum, 2/7/17; at North Carolina, 1/4/20 |
| Most points scored - ACC opponent: 96 at North Carolina, 1/4/20 |
| Fewest points scored in a game: 42 vs. Clemson, 2/6/19 |
| Fewest points scored - ACC opponent: 42 vs. Clemson, 2/6/19 |
| Most points allowed in a game: 110 at Duke, 1/4/17 |
| Most points allowed - ACC opponent: 110 at Duke, 1/4/17 |
| Fewest points allowed in a game: 40 vs. Florida A&M, 12/9/18 |
| Fewest points allowed - ACC opponent: 51 vs. Syracuse, 1/31/18 |
| Largest margin of victory: 38 vs. Tusculum (96-58), 2/7/17 |
| Largest margin of victory - ACC opponent: 22 vs. Florida State (78-56), 1/25/17 |
| Largest margin of victory - road game: 19 (71-52) at Boston College, 1/11/20 |
| Largest margin of victory - ACC road game: 19 (71-52) at Boston College, 1/11/20 |
| Largest losing margin: 53 (110-57) at Duke, 1/4/17 |
| Largest losing margin at home: 34 (97-63) vs. Syracuse, 12/18/19 |
| Largest losing margin - ACC opponent: 53 at Duke, 1/4/17 |
| Most points allowed in a win: 83 at North Carolina (96-83), 1/4/20 |
| Most points scored in a loss: 81 vs. Wright State, 12/22/17 |
| Fewest points scored in a win: 52 vs. Northwestern (52-51), 11/28/17 |
| Fewest points allowed in a loss: 52 vs. Virginia Tech (52-49), 1/9/19 |
| Largest deficit overcome to win a game: 15 vs. Boston College (7-03-1st), 2/11/17; at NC State (4-01-1st), 11/5/19 |
| Largest 2nd-half deficit overcome to win a game: 9 vs. NC State (17:15), 3/1/18; vs. Prairie View A&M (16:49), 11/23/18; at Hawai'i (16:11), 11/25/19 |
| Largest deficit overcome to win a road game: 15 (4-01-1st) at NC State, 11/5/19 |
| Largest lead given up in a loss: 16 (15:06-2nd half) vs. St. John's, 12/1/18 |
| Largest 2nd-half lead given up in a loss: 16 (15:06-2nd half) vs. St. John's, 12/1/18 |
| Highest FG pct.: 59.5 (25-42) at Syracuse, 1/12/19 |
| Highest FG pct. - ACC opponent: 59.5 (25-42) at Syracuse, 1/12/19 |
| Lowest FG pct.: 27.1 (16-59) vs. Florida State, 2/16/19 |
| Lowest FG pct. - ACC opponent: 27.1 (16-59) vs. Florida State, 2/16/19 |
| Highest 3-pt pct.: 62.5 (10-16) at NC State, 1/15/17 |
| Highest 3-pt pct. - ACC opponent: 62.5 (10-16) at NC State, 1/15/17 |
| Most 3-pt FG: 12 vs. Lamar, 11/9/2018 |
| Most 3-pt FG - ACC opponent: 11, at Virginia Tech, 2/13/19 |
| Lowest 3-pt pct.: 10.0 (1-10) vs. Miami, 1/3/18, (1-10) vs. Louisville, 1/19/19 |
| Lowest 3-pt pct. - ACC opponent: 10.0 (1-10) vs. Miami, 1/3/18, (1-10) vs. Louisville, 1/19/19 |
| Highest FG pct. allowed: 59.3 (32-54) at Florida State, 1/24/18 |
| Highest FG pct. allowed - ACC opponent: 59.3 (32-54) at Florida State, 1/24/18 |
| Lowest FG pct. allowed: 21.6 (16-74) vs. Elon, 11/11/19 |
| Lowest FG pct. allowed - ACC opponent: 28.2 (20-71) vs. Florida State, 1/25/17 |
| Highest 3-pt pct. allowed: 60.0 (12-20) at Louisville, 2/8/18 |
| Highest 3-pt pct. allowed - ACC opponent: 60.0 (12-20) at Louisville, 2/8/18 |
| Lowest 3-pt pct. allowed: 6.7 (1-15) at Hawai'i, 11/25/19 |
| Lowest 3-pt pct. allowed - ACC opponent: 9.5 (2-21) vs. Duke, 1/26/19 |
| Highest FT pct.: 95.2 (20-21) vs. Coppin State, 12/27/17 |
| Lowest FT pct.: 28.6 (2-7) vs. Notre Dame, 3/12/19 |
| Most free throws made: 28 vs. North Carolina, 12/31/16; vs. Wake Forest, 1/5/19 |
| Most free throws attempted: 36 vs. Sam Houston State, 11/22/16 |
| Fewest free throws made: 2 at Miami, 2/15/17; at Duke, 1/26/19; vs. Notre Dame, 3/12/19; at Kentucky, 12/14/19 |
| Most assists: 29 vs. Kennesaw State, 12/28/18 |
| Fewest assists: 5 at Georgia, 12/19/17; at Tennessee, 11/13/18; at Florida State, 2/2/19; vs. Boise State, 12/22/19 |
| Most turnovers: 24 vs. Arkansas, 11/25/19; Ball State, 12/18/19 |
| Fewest turnovers: 6 vs. North Texas, 11/24/17; Coppin State, 12/27/17; at Virginia, 2/21/18; vs. Notre Dame, 3/12/19 |
| Most blocked shots: 16 vs. Southern, 11/14/16 (Tech record) |
| Most steals: 15 vs. North Carolina, 12/31/16; at Syracuse, 1/13/19 |

season in the official preseason poll of ACC media.

- **Core group returns** - Georgia Tech returned all five players who started its final two games of the season, and eight players who started a total of 123 games.

- **Firepower returning** - Tech returned its top three scorers from the 2018-19 season - Jose Alvarado, James Banks III and Michael Devoe - who accounted for 48.4 percent of its points, 41.6 percent of its rebounds and 47.2 percent of its minutes. Altogether, Tech returned eight of its top 11 players, who combined for 73.2 percent of its points, 66.4 percent of its points and 73.7 percent of its minutes. Those eight players combined to start 123 games.

- **Get old and stay old** - Tech's core eight returning players include two seniors, three juniors and three sophomores.

- **Reinforcements** - Tech added two high-level transfers in 6-7 forward Jordan Usher from Southern California and 5-11 guard Bubba Parham from VMI, both of whom hail from the Atlanta area and were successful with their former schools. Usher, a former 4-star high school prospect, averaged more than eight points a game last year at USC, while Parham, an All-Southern Conference selection, led the SoCon in scoring at 21.4 points per game. Parham was granted immediate eligibility by the NCAA. Usher, who enrolled at Tech last January, becomes eligible for the Jackets' Dec. 18 game against Ball State. The Jackets also signed an all-state high school guard from South Carolina in 6-5 Asanti Price.

- **Beefing up** - With a more veteran team in 2019-20, Tech made an effort to strengthen its non-conference schedule, beginning a two-game series with Kentucky and finishing another two-game set with Arkansas, while accepting an invitation to play in the Diamond Head Classic, in which the Jackets faced a 2019 NCAA Tournament team in Houston. Tech also played its annual meeting against Georgia and the Big Ten/ACC matchup against Nebraska.

- **First time** - Georgia Tech's roster is composed entirely of student-athletes recruited by head coach Josh Pastner and his staff for the first time in Pastner's tenure.

- **Peachy** - All four of the transfers on Georgia Tech's roster are from the Atlanta metropolitan area and went to high school here - James Banks III (Decatur/Mount Vernon Presbyterian School), Bubba Parham (Snellville/Brookwood HS), Shembari Phillips (Atlanta/Wheeler HS) and Jordan Usher (Canton/Wheeler HS).

- **105th season** - Georgia Tech is playing its 105th season of basketball in 2019-20 and has an all-time record of 1,362-1,253 (22 wins and one loss were vacated by the NCAA Committee on Infractions).

- **55** - Total years of full-time experience on Division I staffs for Tech's coaching staff.

Build the Wall

Due to its ability to play both zone and man-to-man and keep opponents off-balance, Georgia Tech has been able to rely

Georgia Tech By the Numbers

| | |
|-----|---|
| 1 | SEC Championships |
| 1 | NCAA Post-Graduate Scholar |
| 1 | Naismith Award winner |
| 2 | Final Four appearances |
| 2 | ACC regular-season titles |
| 2 | ACC Players of the Year |
| 2 | National Freshmen of the Year |
| 3 | ACC Championships |
| 3 | Years a Member of the Metro Conference |
| 5 | First-team All-America players |
| 6 | Jersey numbers retired |
| 6 | Academic All-Americans |
| 7 | NCAA Sweet 16 appearances |
| 8 | Wins over teams ranked No. 1 |
| 8 | NBA lottery picks |
| 12 | ACC Rookie of the Year honorees |
| 14 | Head coaches in program history |
| 16 | NCAA Tournament berths |
| 19 | NBA first-round draft picks |
| 24 | Total postseason berths (NCAA and NIT) |
| 32 | Years a Member of the SEC |
| 40 | Years a Member of the ACC |
| 47 | Players taken in the NBA Draft |
| 48 | Players selected All-ACC |
| 228 | Weeks ranked in either AP or Coaches Poll |

on its mixture of defenses to win games over Josh Pastner's first three seasons at Georgia Tech.

According to KenPom.com, Georgia Tech ranks No. 35 nationally in defensive efficiency (92.1 points per 100 possessions), ahead of last season, when the Jackets ranked No. 43.

Broken down, Tech ranks No. 35 in effective defensive field goal percentage (45.1), No. 50 in two-point field goal defense (44.5) and No. 81 in three-point defense (30.9).

Tech has held five opponents to their lowest offensive efficiency of the season, including two of its foes in Hawai'i - Elon, Arkansas, Nebraska, Boise State and Hawai'i. Five other foes, including NC State, Kentucky, Duke and Boston College, has posted one of their five lowest ratings against the Jackets.

- **Said Nebraska coach Fred Hoiberg:** "They do a good job with that. It is a zone you don't see very often. It's a lot like when I was in the Big 12, like Baylor and their zone with their wings outside. It starts in a 1-3-1 and kind of morphs back into a 2-3. Then when you do get it inside you have to shoot it over the big fella, which is tough to do. I thought the movement for the most part in the second half was really good, especially seeing the zone for the first time. You try to simulate in practice,

Tech All-Time vs. the ACC

| Opponent | Overall | in ACC | Tourney | In McCamish Pavilion | In Opponent Current Venue | Current Streak |
|----------------|---------|--------|---------|----------------------|---------------------------|----------------|
| Boston College | 16-12 | 12-11 | 1-3 | 2-1 | 4-6 | Won 2 |
| Clemson | 62-73 | 34-50 | 4-1 | 2-4 | 8-39 | Lost 5 |
| Duke | 23-74 | 19-62 | 3-7 | 0-3 | 5-36 | Lost 13 |
| Florida State | 29-43 | 19-29 | 0-2 | 1-3 | 8-16 | Lost 4 |
| Louisville | 13-21 | 0-6 | -- | 0-3 | 0-2 | Lost 8 |
| Miami | 9-14 | 7-13 | 0-1 | 1-3 | 3-6 | Lost 1 |
| North Carolina | 25-69 | 23-55 | 5-4 | 0-4 | 5-25 | Won 1 |
| NC State | 41-57 | 33-43 | 3-3 | 1-3 | 5-11 | Won 3 |
| Notre Dame | 11-11 | 5-9 | -- | 5-2 | 1-7 | Lost 3 |
| Pittsburgh | 8-4 | 3-4 | 0-1 | 2-1 | 1-2 | Won 2 |
| Syracuse | 5-6 | 5-4 | -- | 1-2 | 2-3 | Lost 1 |
| Virginia | 40-43 | 38-42 | 5-5 | 2-3 | 1-8 | Lost 6 |
| Virginia Tech | 6-20 | 5-16 | 1-3 | 1-4 | 1-10 | Lost 6 |
| Wake Forest | 43-40 | 42-38 | 0-4 | 5-0 | 8-20 | Won 2 |

TECH NOTEBOOK

The Last Time a Jacket...

Scored 30 or more points:

Michael Devoe, 34 vs. Georgia, 11/20/19

Led Tech in scoring off the bench:

Evan Cole, 16 vs. USC Upstate, 1/2/19

Grabbed 15 or more rebounds:

Josh Okogie, 16 at Florida State, 1/24/18

Had 10 or more assists:

Josh Heath, 10 vs. NC State, 1/15/17

Had a double-double:

Moses Wright (18/10) at Boston College, 1/11/20

Played 40 minutes in regulation:

Michael Devoe vs. Notre Dame, 3/12/19

Played every minute of an overtime game:

Michael Devoe (45 minutes/1 OT) vs. Boston College, 3/3/19

Played every minute of a multiple-OT game:

Matt Harpring (50 minutes/2 OT) vs. North Carolina, 2-8-98

The Last Time the Jackets...

Scored 100 or more points:

vs. Green Bay (107-77) on 11/19/15

Scored 100 or more points in regulation:

vs. Green Bay (107-77) on 11/19/15

Scored 100 or more points in consecutive games:

vs. Jackson State (100-70) on 11/13/06, Georgia State (103-74) on 11/16/06

Scored 100 or more points twice in one season:

vs. Cornell (116-81), 11/13/15, Green Bay (107-77) on 11/19/15

Allowed 100 or more points:

vs. Duke (110-57) on 1/4/17

Allowed 100 or more points in regulation:

vs. Duke (110-57) on 1/4/17

Shot 60 percent or better:

.603 (47-78) vs. Cornell, 11/13/15

Failed to make a three-point basket:

0-for-12 vs. Virginia, 1/22/15

Did not allow a three-point basket:

0-for-11 vs. Pittsburgh, 3/5/16

Failed to make a free throw:

0-for-6 vs. Duke, 1/7/14

Grabbed 50 or more rebounds:

50 vs. Arkansas, 11/26/15

Two players had a double-double:

James Banks III (14 pts/15 reb) and Moses Wright (12/10) vs. Duke, 1/8/20

Two players had 10 or more rebounds:

Banks III (15) and Moses Wright (10) vs. Duke, 1/8/20

Had 25 or more assists:

29 vs. Kennesaw State, 12/28/18

Blocked 10 or more shots:

11 vs. Georgia, 11/20/19

Had 15 or more steals:

15 at Syracuse, 1/12/19

Had fewer than 10 turnovers:

9 vs. Houston, 12/23/19

Had five or more players in double-figures in points:

5 players (all 5 starters) at NC State, 11/5/19

Had no player score 10+ points:

Virginia (57-28 loss), 1/22/15

Allowed no player to score 10+ points:

Hawaii'i (73-40 win), 12/25/19

Had no player play 30 minutes:

Elon (64-41 win), 11/11/19

Won by 30 or more points:

Kennesaw State (87-57), 1/28/18

Won by 40 or more points:

Kentucky State (98-50), 1/30/10

Won by 50 or more points:

Winston-Salem State (97-46), 1/3/07

Lost by 30 or more points:

Syracuse (97-63), 12/7/19

Played an overtime game:

vs. Arkansas (lost 62-61), 11/25/19

Defeated a Top 10 team:

#6/8 Florida State (78-56), 1/25/17

Defeated a Top 25 team:

#25 Notre Dame (60-53), 1/10/18

Defeated a Top 10 team on the road:

#7/7 Syracuse (67-62), 3/4/14

Defeated a Top 25 team on the road:

#23/23 Miami (70-50), 1/28/15

Had a game postponed:

Boston College (in Atlanta), 2/12/14 (weather)

Had a game cancelled:

Fordham (in Atlanta), 11/27/10 (weather)

but it's impossible to do. If you keep the ball moving and create good looks ... hopefully we'll make them the next time we get that opportunity."

Assisted Living

Georgia Tech coach Josh Pastner preached and prodded his Yellow Jackets on ball and player movement and hard cutting from the first time he got his team on the practice court. His primary measuring stick on how well the Jackets perform offensively is their ratio of assists to made field goals, and the Jackets' struggle to score last season was not for lack of ball movement.

Tech currently ranks No. 162 nationally in assists to made field goals (52.2 pct.) after assisting on 81 of 141 field goals in its last five games. In ACC games, Tech has assisted on 135 of 217 field goals for 62.2 percent, the top figure in the conference.

Pastner's nightly goal is 60 percent. The national average is 51.7 percent.

Tech finished last season No. 49 in 2018-19 at 57.6 percent (56.4 pct. in ACC games), well above the national average (52.1 pct.) in that category. In Pastner's first season, the Yellow Jackets ranked 13th nationally at 62.6 percent, the team's highest rate since the 2000-01 season. Tech's number was 63.2 percent in ACC games.

Tech's top assists-to-made field goals ratios: 1987-88 – 68.3; 1988-89 – 65.9; 1986-87 – 65.8; 1992-93 – 65.0; 1985-86 – 64.8; 2000-01 – 62.9; 1999-00 – 62.9; 2016-17 – 62.6

Getting it Wright

The best player development story in Georgia Tech's program is that of sophomore forward Moses Wright, who played only one year of high school basketball and was not rated at all coming out of high school.

The 6-9 Raleigh, N.C., native has continued where he left off at the end of the 2018-19 season, starting every game this season and sitting No. 2 on Tech's scoring chart (13.4 ppg) and No. 1 in rebounding (7.8 rpg), while connecting on 53.8 percent of his shots from the floor. He ranks No. 2 in the ACC in field goal percentage, and No. 8 in rebound average.

In ACC games, he is Tech's top scorer at 14.6 points per game with 8.1 rebounds per game and a 50-percent shooting rate from the floor.

Wright has six double-doubles this season, three of them in Tech's last five ACC games against Florida State, Duke and Boston College. He also posted double-doubles against Houston and Kentucky.

He made the all-tournament team at the Diamond Head Classic, averaging 17.7 points and 7.3 rebounds while connecting on 63.6 percent of his field goal tries, earning him ACC Player of the Week honors.

Wright started the Yellow Jackets' last seven games of 2018-19 and blossomed in the last four, averaging 15.6 points and 6.2 rebounds while connecting on 36-of-58 field goals. He finished off the season with a career-high 25 points (12-of-18 FG) in the ACC Tournament against Notre Dame.

Sophomore Surge

Freshman guard Michael Devoe, the highest-rated high school prospect Georgia Tech has recruited under Josh Pastner, steadily improved over the course of his freshman season and has made a quantum leap for the Yellow Jackets this season.

The Orlando, Fla., sophomore led the ACC in scoring through the month of November, and is currently No. 7 at 15.9 points per game and No. 8 in field goal percentage at 45.7 percent.

Devoe has scored 20 or more points in six games this season, including a career-best 34 in a loss to Georgia that earned him ACC Player of the Week honors, and has reached double figures in all but four games.

Tech's ACC Block Leaders

| | | |
|---------|-----------------|-----|
| 1983-84 | John Salley | 2.3 |
| 1997-98 | Alvin Jones | 4.3 |
| 1998-99 | Alvin Jones | 3.5 |
| 1999-00 | Alvin Jones | 2.5 |
| 2002-03 | Chris Bosh | 2.2 |
| 2016-17 | Ben Lammers | 3.4 |
| 2018-19 | James Banks III | 2.5 |

He topped the NCAA rankings in three-point shooting earlier in the season (currently at 41.4), and has hit 14-of-33 (42.4) in ACC games. He came out of a shooting slump in Hawai'i, hitting 17 of 35 shots from the floor in three games, and has hit 14-of-32 shots from three-point range in Tech's last eight games after going 2-for-19 in the four games prior.

As a freshman, the Orlando, Fla., native began the season slowly after missing significant practice time with a toe injury, but steadily played more minutes and improved his production. He connected on 43.8 percent of his three-point tries in ACC games and averaged 35.4 minutes (10th-most). He hit 32-of-68 (47.1 pct.) three-point tries in his last 15 games.

Jose Can You See

Point guard Jose Alvarado, recruited to Georgia Tech primarily for his winning attitude and determination, was given the green light by head coach Josh Pastner to handle the position as a freshman, sink or swim.

The Brooklyn native, the first Tech player from the New York area in nearly 20 years, made a huge difference for the Yellow Jackets with his return to the court in Hawai'i, playing an average of 33 minutes per game and 9.7 points. Tech's offensive efficiency (in points per 100 possessions) improved to 98.7, 89.1 and 99.8 in its three games in Hawai'i from 80.9, 78.9 and 64.2 in the three games prior.

Since Tech's return from Hawai'i, the Jackets have exceeded 100 points per 100 possessions three times in six games.

The junior had missed seven full games and most of an eighth before that trip with a right ankle sprain suffered before the Jackets' played their second game of the season against Elon.

Since his return, Tech has averaged 69.3 points per game and shot 46.9 percent from the floor. He has averaged 12.4 points, 5.1 assists and 2.1 steals per game. His assist/turnover ratio in ACC games ranks No. 6 (2.32) and he ranks No. 2 in assist average in league games (6.3 pg).

He developed into the Yellow Jackets' engine on the floor as a sophomore, leading the Jackets in scoring (12.5 ppg), assists (3.6 apg), steals (1.8 pg) and free throw percentage (76.9 pct.) in ACC games.

Alvarado has posted 40 double-figure scoring games in his career, 11 times scoring 20 or more. And the 6-foot playmaker has averaged more than 34 minutes per game, with 13 complete 40-minute games.

• **Said Pittsburgh coach Jeff Capel:** "[Jose] Alvarado is a big-time competitor. We told our guys coming into this game, I know that kid and I know his spirit. With his team struggling, I knew that he would try to take it upon himself to be aggressive and have a great game. He was sensational."

Banking Hours

The most significant development in the direction of last year's Georgia Tech team may have occurred Nov. 13, when the NCAA granted James Banks III immediate eligibility after his transfer from Texas.

Tech received that news while conducting its shootaround for its second game of the season, at Tennessee. Arrangements were made to get Banks to Knoxville (transfers do not travel with the team), where he contributed five points and seven rebounds

TECH NOTEBOOK

Media Guidelines

Georgia Tech's practices are closed to the public and the media, but coaches and student-athletes are made available prior to each game before one of the team's practices. Notices will be distributed weekly to confirm the schedule.

TV stations will be allowed to shoot B-roll of practice on occasion.

Media are asked to notify Mike Stamus *the day before* of their need to attend and to make specific student-athlete requests.

Interview requests with student-athletes that need to be conducted at other times must be arranged through the Georgia Tech communications office at least 24 hours in advance. These interviews will be conducted at a time and place convenient to the student-athletes' availability and class schedule.

Media are asked not to contact student-athletes directly either by phone, e-mail, text or social media. They are instructed not to respond. Every effort will be made to make them available.

Interviewing Coach Pastner

Media wishing to speak with Coach Pastner at times other than scheduled media availabilities must notify Mike Stamus in the communications office in advance to make or confirm arrangements. He also is available each Monday on the ACC Teleconference (10:50 a.m.) beginning January 6.

Post-Game Protocol

Each head coach will hold a post-game press conference in the designated interview room (Shah Media Room at McCamish Pavilion).

Student-athletes requested by the media will be brought to the interview room following the coaches press conferences, when the team is at home, outside the team's locker room when the team is on the road.

Josh Pastner Radio Show

Head coach Josh Pastner's weekly radio show airs each Monday from 7-8 p.m. on "680 the Fan" and 93.7 FM, beginning in December.

ACC Coaches Weekly Teleconference

The 15 ACC head basketball coaches will be featured on nine Monday teleconferences during the 2019-20 season, beginning on January 6, and continuing through March 2. Each coach will have 10 minutes to make an opening statement and answer questions. There will be an instant replay of each teleconference on the Conference's internet site TheACC.com each Monday afternoon.

Coach Josh Pastner's regular time will be 10:50 a.m. Coaches whose teams play on Monday in January and February are not required to participate in that day's call. Coaches who do not have a Monday game - Georgia Tech is one - will be on every Monday at the same time. The teleconference schedule for each Monday will differ for the other head coaches, depending on what teams play that Monday night.

Contact Andy Fledderjohann at the ACC media relations office (afledder@theacc.org) for the call-in number and for questions on the schedule.

in a 66-53 loss.

The personable 6-9 post player progressed rapidly after that modest start. He logged seven double-doubles, finished the season as Tech's No. 2 scorer and top rebounder, and finished 11th in the nation in blocked shots anchoring Tech's defense.

This season, he has added four more double-doubles, ranks No. 12 in the nation in blocked shots and No. 2 in the ACC at a rate of 2.83 per game), and ranks 10th in the ACC in rebound average (7.6). In ACC games, he has averaged 11.9 points, 8.0 rebounds while hitting 56.7 percent of his shots from the floor.

Building Depth

The upward progress of Georgia Tech's program is evident in the development of its last two classes, each of whom has played significant minutes and made significant contributions on the ACC level. Though not highly-rated in terms of rankings, the players have a wide range of skills and are developing into consistent conference-level performers for the next couple of years.

a. The 2017-18 class of Jose Alvarado, Evan Cole and Moses Wright combined to start 54 games last season, contributing 20.7 points, 8.7 rebounds and 57.5 minutes per game.

b. The 2018-19 class of Michael Devoe, Khalid Moore and Kristian Sjolund combined to start 37 games last season, contributing 15.7 points, 5.4 rebounds and 54.4 minutes.

c. James Banks III, who transferred from Texas, took just 23 games to eclipse his two-year totals at Texas, averaging 10.5 points and 7.7 rebounds and leading the ACC in blocked shots (2.52 per game).

Five-Star Player Development

Notable player development successes over the past three seasons include Josh Okogie, Ben Lammers, Tadic Jackson, Abdoulaye Gueye, James Banks III and Moses Wright, who maximized their skill sets and their production under the current coaching staff.

Okogie went from being ranked 11th in the state as a HS senior to a first-round NBA draft pick. In the last two seasons, Gueye, a 6-9 forward, developed from a project player into an ACC-level contributor. Banks, a 6-9 center, exceeded his two-year totals at Texas in just 23 games and led the ACC in blocked shots. Graduate transfer Brandon Alston had similar statistical numbers at the ACC level as he compiled in two seasons at Lehigh. Wright blossomed at the end of the 2018-19 season and averaged more than 15 points and six rebounds, tripling his season scoring average and doubling his rebound norm.

Jackets' Newcomer Class

• **David Didenko**, a 6-9, 232-pound forward originally from Yakutsk, Russia, attended Boca Raton Community High School before enrolling at Palm Beach State, a junior college in Boca Raton, for the 2018-19 academic year. A full academic qualifier in high school, Didenko enrolled at Tech in the summer and has three years of eligibility with the Yellow Jackets. Didenko moved to the United States in 2010, at the age of 11. Prior to his enrollment at Boca Raton, Didenko attended Northeast High School as a junior, and Montverde Academy for his ninth- and 10th-grade years.

• **Bubba Parham**, a 5-10 transfer from VMI, received NCAA approval waiving his required year of residency on Sept. 11 and has two seasons of eligibility at Georgia Tech. A native of Snellville, Ga., Parham attended Brookwood High School, transferred to Tech in June after two standout seasons at VMI in Lexington, Va., where he earned second-team All-South Conference honors in 2018-19 and was named the conference's Freshman of the Year in 2017-18. Last season, Parham led the Southern Conference with 21.4 points per game, scoring 30 points or more nine times.

• **Asanti Price**, a 6-5, 177-pound guard from Columbia,

S.C., and W.J. Keenan High School, signed with Tech in the spring. Rated a three-star prospect and ranked No. 74 among shooting guards nationally in the 247Sports composite rankings, Price led W.J. Keenan High school with 17.9 points per game and was considered one of the top shooters in the area during the 2018-19 season.

• **Jordan Usher**, a 6-7, 225-pound forward, transferred from Southern California and enrolled at Tech last January after playing a season and a half for the Trojans. A former 4-star prospect from Canton, Ga., Usher played in all 36 games with two starts for the Trojans as a freshman in 2017-18, averaging 4.8 points and 2.0 rebounds per game while connecting on 40.9 percent of his three-point field goal attempts. In 2018-19, Usher played in 12 games and made two starts, averaging 8.6 points and 3.7 rebounds.

Wire-to-Wire

Though he has expanded his bench to reflect the growing level of talent within the program, head coach Josh Pastner remains committed to a tight playing rotation, reminiscent of the way Bobby Cremins coached the Yellow Jackets over his 19 seasons.

This season, Tech's reserves have played 27.8 percent of the minutes (No. 257 in the nation), up from the 23.6 percent they played during ACC games last season.

Michael Devoe (35.37) ranks No. 3 in the ACC in most average minutes played this season, and No. 61 nationally in percentage of minutes used (87.4 pct., KenPom.com).

Jose Alvarado averaged 36.2 minutes in ACC games last season and played 35 or more minutes 18 times. This season, he missed seven full games and most of a eighthth with an ankle injury, but has averaged 33.7 minutes since his return.

Last season, Alvarado and Devoe both ranked among the ACC's top 10 and combined for eight 40-minute games. Alvarado has posted 13 40-minute games in his career.

Tech players had 20 complete games combined in 2017-18, and had at least one player play the full 40 in 12 of 19 ACC games (regular season plus tournament).

NOTE: Between the Cremins era and the arrival of Pastner, only one Georgia Tech player played every minute of a game, regulation or overtime, and that was Marcus Georges-Hunt on Feb. 20, 2016, in a win over Notre Dame at home. In the final 15 seasons of Cremins' tenure (1985-86 through 1999-2000), a total of 196 players logged a 40-minute game.

Tech 4-0 in Summer Tour of Spain

Georgia Tech went 4-0 in its seven-day August tour of Spain, winning two games each in Barcelona and Madrid against a collection of players from Spanish professional leagues.

The tour took place from August 8-16, coinciding with the break between summer and fall academic terms. The Yellow Jackets spent the first three days (Aug. 9-11) in Barcelona, took a high-speed train to Madrid, where they stayed from Aug. 12-16.

The Yellow Jackets won their four games by an average of 19.8 points, the closest game being an 87-83 win in the final contest, and averaged 93 points per game while working to play an up-tempo style.

Tech shot 55.8 percent from the floor overall, 34.5 percent from three-point range while hitting an average of 10.5 three-pointers per game.

The Jackets' top three-point shooters in the tour were Jose Alvarado (8-of-16), Shembari Phillips (6-of-12) and Michael Devoe (8-of-19).

Tech assisted on 84 of 138 field goals - 60.8 percent, 21 assists per game.

Along with the basketball competition, the Yellow Jackets visited the professional soccer facilities of FC Barcelona and Real Madrid, and the La Sagrada Familia basilica in Barcelona among other activities.

Tech has made summer international tours twice

TECH NOTEBOOK

McCamish Pavilion 411

Name: McCamish Pavilion (mc-CAME-ish), named for Atlanta insurance executive Hank McCamish who gave the lead gift for the facility

Capacity: approximately 8,600 (6935 court level, 1665 balcony level)

Cost: \$50 million

Contractor: Whiting-Turner

Architect: Populous

Cremins Court: the court remains named for the former Tech head coach

Alexander Courtyard: located at the Fowler Street entrance, honors the former Tech director of athletics and the history of the former Tech home arena named for him

Grand entrance: 10th and Fowler Streets, foyer includes graphic representations of retired jerseys and Tech's two Final Four appearances

Other entrances: West entrance off Fowler Street (students and media), East entrance from main arena parking (for club patrons)

Features: center-hung scoreboard and video boards, mezzanine fascia ribbon boards, theatrical lighting, primarily chairback seating, club area

Facts and Dates

- 2,500 cubic yards of concrete removed
- 3,000 cubic yards of concrete installed
- 500 tons of new steel installed
- Over 1 mile of new railing installed
- 20,000 gallons of paint used
- 2,000 feet of new mechanical piping
- 2,500 feet of new ductwork
- \$4M in new audio-visual and scoreboards
- 50 TV's throughout the concourse and Callaway Club
- Farthest distance material has traveled to get on site: 4,835 miles
- Shortest distance material has traveled to get on site: 1 mile
- Number of Tech alumni involved in the project: over 100
- Number of days construction took: 520
- Number of 1950's old style Coke bottles found while installing the underground foundations: 11
- Number of new staircases: 13
- Number of new sports lights for the competition floor: Over 300
- 270-degree court view from concourse

Groundbreaking: May 5, 2011

Opening: October, 2012

First public event: Oct. 21, 2012 - Jacket Jam (men's and women's scrimmages)

First men's game: Nov. 9, 2012 vs. Tulane

Head coaches: Brian Gregory of Georgia Tech, Ed Conroy of Tulane

Officiating crew: Karl Hess, Gary Maxwell, Raymond Styons

TV announce crew: Tom Werme, Cory Alexander (ACC Network)

First Tech points: Marcus Georges-Hunt (2 FT, 18:13, 1st half)

First basket: Tulane's Josh Davis (18:44, 1st half)

Attendance: 8,600 (sellout)

First women's game: Nov. 11, 2012 vs. Tennessee

Tech played 55 seasons in Alexander Memorial Coliseum, compiling a record of 556-194 (.741). Miami was the last team to play Tech there, a game Tech won, and was the first ACC team to play in McCamish Pavilion, which Miami won. For the 2011-12 season, Tech played its home games at Philips Arena and the Arena at Gwinnett.

previously, most recently to The Bahamas in 2015. The Jackets traveled to France in August of 1991.

Winning Starts at Home

Georgia Tech and head coach Josh Pastner have made a priority of making McCamish Pavilion a real homecourt advantage for the program, and the Yellow Jackets made a good start on that by setting a program record for wins at home (17) in 2017-18, which included a 7-2 ACC record and two NIT victories.

Tech is 16-14 against ACC teams at home under Pastner, and that includes a 5-6 mark against ranked opponents.

Tech is 43-23 at McCamish Pavilion under Pastner, 86-49 since the building opened for the 2012-13 season.

Jackets Sign Three in Early Period

Georgia Tech filled all three of its available scholarships during the early signing period, signing four-star 7-1 center **Saba Gigiberia**, three-star 6-2 guard **Tristan Maxwell** and four-star 6-9 forward **Jordan Meka**.

Gigiberia, originally from Tbilisi in the Republic of Georgia, attended Prolific Preparatory School in Napa, Calif., after a year at Findlay Prep in Las Vegas, Nev. He has represented Georgia in the FIBA U16 and U18 European Championships.

Meka, originally from Yaounde, Cameroon, has attended Mt. Bethel Christian Academy in Marietta, Ga., since ninth grade, and has made all-state teams the last three years and is the school's all-time leading scorer, rebounder and shot-blocker.

Maxwell, the son of 13-year NBA veteran Vernon Maxwell, led class 4A in three-point shooting last season at North Mecklenburg High School in Huntersville, N.C. He is the school's all-time leading three-point shooter and is nearing the school's all-time scoring record.

20-Game ACC Schedule Rotation

Beginning this season, the Atlantic Coast Conference has implemented a 20-game schedule for all its teams and announced a rotation that will carry the league through the next three seasons (through the 2021-22 season).

Each team plays its two primary rivals every season both home and away (four games - Clemson and Notre Dame remain Georgia Tech's primary home-and-away opponents) and four rotating opponents both home and away (eight games). The remaining eight opponents will be single games, four at home and four on the road. The full cycle of repeat opponents will be complete following the third year.

Under the former 18-game schedule, each team played four opponents both home and away each season, four at home and four away.

In 2019-20, Georgia Tech is playing Louisville, NC State, Pittsburgh and Syracuse both home and away in addition to Clemson and Notre Dame, with Duke, Miami, Virginia and Virginia Tech visiting McCamish Pavilion.

In 2020-21, Tech's home-and-away opponents will be Clemson, Notre Dame, Duke, Florida State, Virginia and Wake Forest, with home games against Boston, North Carolina, Pittsburgh and Syracuse.

In 2021-22, the Yellow Jackets play Clemson, Notre Dame, Boston College, Miami, North Carolina and Virginia Tech both home and on the road, and will host Florida State, Louisville, NC State and Wake Forest.

Three Tech Alumni on NBA Rosters

Since 1982, Georgia Tech has produced 19 first-round NBA draft picks and 46 draft picks overall. A total of 38 Georgia Tech alumni have played in the NBA.

Four former Georgia Tech basketball stars are currently on NBA rosters, including guard **Josh Okogie**, who was drafted 20th overall by the Minnesota Timberwolves in 2018 and is in his second season with the team.

Thaddeus Young, a 12-year NBA veteran, finished three full seasons with the Indiana Pacers in 2019 after playing seven seasons in Philadelphia, one in Minnesota and two in Brooklyn. He signed with the Chicago Bulls during the off-season.

Derrick Favors emerged as a key figure in his nine seasons with the Utah Jazz, but became a free agent after the 2018-19 season and signed with the New Orleans Pelicans.

Iman Shumpert, an eight-year NBA veteran who went in the first round of the NBA draft to New York in 2011, signed with his fifth team, the Brooklyn Nets, last month, but was released on Dec. 11.

Arts and Letters

Beginning with Moe Miller and Lance Storrs in the summer of 2011, every four-year senior in the Georgia Tech program has graduated, with the exception of the Yellow Jackets' 2018 two seniors, who are both expected to return and complete their degrees this summer after a year of pro ball overseas.

Graduate student Brandon Alston (economics), fifth-year senior Abdoulaye Gueye (business administration) and fourth-year junior Sylvester Ogbonda (business administration) all will complete their course work this semester and receive their degrees in May.

Georges-Hunt and Jackson made the Academic All-ACC team twice, and the Yellow Jackets have had at least one player named to that team since it was instituted for the 2010-11 season.

Tech's men's basketball team has recorded the highest Academic Progress Report scores the last five years since the NCAA began tracking academic performance in 2004-05. The Jackets scored a perfect team single year APR score of 1000 three straight years from 2011-13.

Basketball graduates

2012 - Derek Craig, Nick Foreman

2013 - Mfon Udofia, Pierre Jordan (Master's), Brandon Reed

2014 - Kammeon Holsey, Daniel Miller, Jason Morris

2015 - Robert Sampson

2016 - Marcus George-Hunt, Travis Jorgenson

2017 - Josh Heath, Corey Heyward, Kellen McCormick (Master's), Jodan Price (Master's), Rand Rowland, Quinton Stephens

2018 - Tadic Jackson, Ben Lammers (has one course to complete)

2019 - Abdoulaye Gueye, Sylvester Ogbonda, Brandon Alston (Master's)

Welcome to The Hank

Georgia Tech is playing its seventh season in McCamish Pavilion, which was essentially brand new when it opened for the 2012-13 season. The only physical elements of McCamish Pavilion that remain from the venerable Alexander Memorial Coliseum are the roof and the 32 steel ribs that support it.

The capacity of McCamish Pavilion is 8,600, including 1,665 seats in the new balcony level and 6,935 seats in the lower seating bowl. There are no suites, but there is a club area that seats 500. Alexander Memorial Coliseum seated 9,191 spectators in its final configuration.

The most impressive features of McCamish Pavilion are its grand entrance, which fronts 10th and Fowler Streets, the ability for patrons to view the court from the main concourse all the way around, and the theatrical lighting system, which concentrates light on the court while leaving the seating areas dark, modeled after the Staples Center in Los Angeles and Madison Square Garden in New York.

Tech played 55 seasons in Alexander Memorial Coliseum, compiling a record of 556-194 (.741). Miami was the last team to play Tech in Alexander Memorial Coliseum, a game Tech won, and was the first ACC team to play in McCamish Pavilion on Jan. 5, which Miami won. For the 2011-12 season, Tech played its home games at Philips Arena and the Arena at Gwinnett.

TECH NOTEBOOK

Tech Alumni in the NBA

| Player | Team |
|----------------|-------------------------------------|
| Derrick Favors | New Orleans Pelicans |
| Josh Okogie | Minnesota Timberwolves |
| Iman Shumpert | Brooklyn Nets (released on Dec. 11) |
| Thaddeus Young | Chicago Bulls |

Tech Alumni Elsewhere

| | |
|---------------------|---|
| Brandon Alston | N.Arizona (G League) / Moncton Magic (Canada) |
| Alade Aminu | Polski Cukier Torun (Poland) |
| Tony Akins | KCC Egis (South Korea) |
| Will Bynum | Bivouac/Big 3 (USA) |
| Lewis Clinch | Grindavik (Iceland) |
| Demarco Cox | Quimper (France) |
| Mouhammad Faye | Crvena Zvezda (Serbia) |
| Marcus Georges-Hunt | Guangzhou (China) |
| Dion Glover | Bivouac/Big 3 (USA) |
| Trae Golden | Bahcesehir Koleji Istanbul (Turkey) |
| Abdoulaye Gueye | Final Spor Genclik Bursa (Turkey) |
| Josh Heath | Leuven Bears (Belgium) |
| Kamameon Holsey | BK Nova Hut Ostrava (Turkey) |
| Jarrett Jack | Sioux Falls Skyforce (G League) |
| Tadic Jackson | Sentjur (Slovenia) |
| Ben Lammers | RETAbet BB (Spain) |
| Gani Lawal | Al-Muharraq (Bahrain) |
| Stephon Marbury | Beijing Fly Dragons (China) |
| Anthony McHenry | Shinshu BW (Japan) |
| Daniel Miller | Sendai 89ers (Japan) |
| Charles Mitchell | Bank of Taiwan (Taiwan) |
| Anthony Morrow | Bivouac/Big3 (USA) |
| Zachery Peacock | JL Bourg (France) |
| Glen Rice, Jr. | Al Fateh Al Hasa (Saudi Arabia) |
| Robert Sampson | Grand Rapids (G League) |
| Avi Schafer | Shiga L-Stars (Japan) |
| Adam Smith | PAOK (Greece) |
| Jeremis Smith | Biqua (Uruguay) |
| Quinton Stephens | Leyma Basquet Coruna (Spain) |
| James White | Ural Ekaterinburg (Russia) |

Former Tech Players in Coaching

| Player (at Tech) | Current Position |
|--------------------------|------------------------------|
| Kenny Anderson (1989-91) | *Fisk University |
| Ty Anderson (2006-09) | *Holy Spirit Prep |
| Rod Balaris (1990-94) | #Notre Dame |
| Anthony Byrd (1981-84) | *Knightdale (N.C.) HS |
| Saun Fein (1999-2001) | #Brooklyn Nets |
| Dion Glover (1997-98) | #Grand Rapids (NBA G-League) |
| Pierre Jordan (2011-13) | #Tennessee State |
| Maurice Miller (2007-11) | *Arlington HS (Memphis) |
| Winston Neal (1999-01) | *Columbia State (Tenn.) |
| Mark Price (1982-86) | Denver Nuggets |
| Fred Vinson (1992-94) | #New Orleans Pelicans |
| Mfon Udofia (2009-13) | #College Park (NBA G-League) |

Former Tech Coaches in Coaching

| Coach (at Tech) | Current Position |
|----------------------------|------------------|
| Amir Abdur-Rahim (2011-12) | *Kennesaw State |
| Perry Clark (1982-88) | #South Carolina |
| Sherman Dillard (1988-94) | #Iowa |
| Chad Dollar (2011-16) | #Georgia |
| Bruce Evans (2012-16) | #North Florida |
| Brian Gregory (2011-16) | *South Florida |
| Tavaras Hardy (2016-18) | *Loyola-Maryland |
| Tom Herrion (2014-16) | #South Florida |
| Chris Kreider (2007-09) | #Georgia State |
| Robert McCullum (2010-11) | *Florida A&M |
| Mamadou N'Diaye (2014-16) | #San Francisco |
| Billy Schmidt (2011-14) | +OKC Thunder |
| Cliff Warren (2000-05) | #Georgia State |
| Charlton Young (2005-09) | #Florida State |

*head coach; #assistant coach; +other staff

Tech's NCAA Tournament History

Georgia Tech has played in the NCAA Tournament 16 times in its history. Fifteen of those appearances have occurred from 1985 to the present, 10 under head coach Bobby Cremins and five under Paul Hewitt.

Tech has a record of 23-16 in NCAA Tournament play, highlighted by its 2004 trip to the NCAA title game as well as a Final Four berth in 1990. The Yellow Jackets have reached the NCAA Sweet 16 seven times (1960, 1985, 1986, 1990, 1992, 1996, 2004).

The 2004 and 2005 appearances were Tech's first back-to-back appearances since Bobby Cremins led the Institute to the Big Dance nine straight years from 1985-93.

Georgia Tech has won at least one game in 11 of its 16 NCAA Tournament appearances.

Tech's ACC Tournament History

Georgia Tech has played in 40 ACC Tournaments, and has a 26-37 all-time record in the event. The Yellow Jackets have won three championships, in 1985 (Atlanta), 1990 (Charlotte) and 1993 (Charlotte).

Tech has been a runner-up four times (1986, 1996, 2005, 2010). The 1986, 1996 and 2010 runs to the finals occurred in Greensboro. Tech also made the finals in 2005 at the Verizon Center in Washington, D.C.

Tech was 0-2 in the ACC Tournament under coach Dwane Morrison, 15-16 under Bobby Cremins (including all three titles), 9-11 under Paul Hewitt (runner-up in 2005 and 2010), 2-5 under Brian Gregory, and 0-3 under Josh Pastner.

Career Games With ...

| Double-Figure Points | 2019-20 | Career |
|----------------------|---------|--------|
| Jose Alvarado | 5 | 41 |
| James Banks III | 11 | 27 |
| Evan Cole | 0 | 4 |
| Michael Devoe | 13 | 28 |
| Khalid Moore | 2 | 5 |
| Bubba Parham | 5 | +58 |
| Shembari Phillips | 0 | #16 |
| Kristian Sjolund | - | 1 |
| Jordan Usher | 4 | *14 |
| Moses Wright | 14 | 22 |

+includes 53 at VMI; #includes 14 at Tenn; *includes 10 at USC

| 20-plus Points | 2019-20 | Career |
|-------------------|---------|--------|
| Jose Alvarado | 2 | 12 |
| James Banks III | 0 | 3 |
| Michael Devoe | 6 | 8 |
| Bubba Parham | 0 | 24 |
| Shembari Phillips | 0 | #1 |
| Jordan Usher | 0 | *2 |
| Moses Wright | 1 | 2 |

#includes 1 at Tennessee

| 30-plus Points | 2019-20 | Career |
|----------------|---------|--------|
| Michael Devoe | 1 | 1 |
| Bubba Parham | 0 | 9 |

| 10-plus Rebounds | 2019-20 | Career |
|------------------|---------|--------|
| James Banks III | 4 | 14 |
| Evan Cole | - | 1 |
| Asanti Price | 1 | 1 |
| Moses Wright | 6 | 7 |

| Double-Doubles | 2019-20 | Career |
|-----------------|---------|--------|
| James Banks III | 4 | 11 |
| Evan Cole | - | 1 |
| Moses Wright | 6 | 6 |

Tech in ACC Rankings

| All Games | Player | # | Rank |
|------------------|-----------------|-------|------|
| Scoring average | Michael Devoe | 15.89 | 7 |
| | Moses Wright | 13.39 | 16 |
| Rebound average | Moses Wright | 7.83 | 8 |
| | James Banks III | 7.56 | 10 |
| Field goal pct. | Moses Wright | .538 | 2 |
| | Michael Devoe | .457 | 7 |
| 3-pt FG per game | Michael Devoe | 1.83 | 15 |
| Blocked shots | James Banks | 2.83 | 2 |
| | Moses Wright | 1.17 | t-11 |
| Off. rebounds | James Banks | 2.67 | 7 |
| Def. rebounds | Moses Wright | 6.11 | 4 |
| | James Banks III | 4.89 | t-14 |
| Minutes Played | Michael Devoe | 35.37 | 3 |

| ACC Games Only | Player | # | Rank |
|-----------------|-----------------|-------|------|
| Scoring average | Moses Wright | 14.63 | 14 |
| Rebound average | Moses Wright | 8.13 | 6 |
| | James Banks III | 8.00 | t-7 |
| Field goal pct. | Moses Wright | .500 | 7 |
| Free throw pct. | James Banks III | .792 | 10 |
| Assists | Jose Alvarado | 6.29 | 2 |
| | Michael Devoe | 3.38 | 13 |
| Assist/TO ratio | Jose Alvarado | 2.32 | 6 |
| Blocked shots | James Banks | 2.50 | 2 |
| Steals | Jose Alvarado | 1.86 | 9 |
| Off. rebounds | James Banks | 3.00 | 4 |
| Def. rebounds | Moses Wright | 6.38 | 5 |
| Minutes Played | Michael Devoe | 35.44 | 12 |

BIO UPDATES

Head Coach Josh Pastner • 4th season

After guiding Memphis to five post-season berths in seven seasons as the Tigers' head coach, Josh Pastner became Georgia Tech's 14th head basketball coach on April 8, 2016.

Implementing a high-energy style of play and creative offensive and defensive schemes, and building the Jackets' talent base for the future, Pastner has tirelessly promoted the program on campus and throughout the city of Atlanta in an effort to re-create the major homecourt atmosphere that surrounded the Yellow Jackets throughout the 1980s, 1990s and into the middle of the 2000s. The result has been numerous wins, high excitement and 12 sellouts in three seasons at McCamish Pavilion.

Two of his players - guard Josh Okogie and Ben Lammers - have earned All-Atlantic Coast Conference honors before moving on to the professional ranks. Okogie, in particular, developed from an under-the-radar high school prospect into a highly-regarded NBA rookie, having been selected 20th in the 2018 NBA Draft.

In his first season at the helm, his Yellow Jacket team defied all pre-season expectations by reaching the post-season and advancing to the finals of the National Invitation Tournament. Tech earned victories over No. 9 North Carolina, No. 6 Florida State and No. 14 Notre Dame (later vacated by the NCAA Committee on Infractions), who all finished among the top four in the ACC regular season. He was named Coach of the Year in the ACC and in NABC District 2.

Two of his players earned all-Atlantic Coast Conference honors; junior center Ben Lammers was named second-team All-ACC and ACC Defensive Player of the Year, while freshman guard Josh Okogie was named to the ACC All-Freshman team.

Though hampered by several significant injuries and other issues in 2017-18, Tech still was able to knock off a pair of top-25 teams while Lammers and Okogie again earned conference honors, and Okogie developed into an NBA first-round draft choice. In 2018-19, the Yellow jackets picked up three significant road wins - at Arkansas, Syracuse and NC State, each of whom made post-season play - and center James Banks III was named to the ACC's All-Defensive team.

Pastner, 43, compiled a 167-73 record over seven seasons as the head coach at Memphis, where the Tigers earned bids to the NCAA Tournament four times. He tied for the 10th most wins for a head coach in his first seven seasons in Division I basketball history, and was the second winningest active coach under the age of 40 in NCAA Division I at the time.

Despite his young age, Pastner has been involved in basketball at the Division I level for 21 years, as a player and an assistant coach at Arizona, and as an assistant coach and the head coach at Memphis. He has been a part of teams that have won 524 games, played in 17 NCAA Tournaments and 19 total post-season events. Teams he has been involved with have won 12 conference tournament or regular-season championships, advanced to seven Sweet Sixteens, five Elite Eights, two Final Fours and two NCAA championship games.

As an NCAA head or assistant coach and an AAU head coach, he has coached nearly 25 NBA draft selections.

Pastner's Memphis teams averaged 23.9 wins per season and compiled a conference regular-season record of 82-36, including a conference winning streak of 28 games. The Tigers went 11-4 in Conference USA and American Athletic Conference tournaments, including three championships.

He guided Memphis to five post-season berths, the NIT in 2010 and the NCAA Tournament in 2011, 2012, 2013 and 2014. Pastner twice won Conference USA Coach of the Year honors (2010, 2013) by various organizations and news media.

Pastner was born in Glen Dale, W.Va., and grew up in Kingwood, Texas. He earned his bachelor's degree in family studies in December of 1998, in just two and a half years, from Arizona and his master's degree in teaching and teacher education from Arizona in December of 1999, all while lettering four years in basketball under head coach Lute Olson.

He married the former Kerri Lamas of Sierra Vista, Ariz., in 2009. He has a stepson (Ethan) and three daughters, Payten, Kamryn and Harper.

Pastner as a Head Coach

| Season | School | Overall | Conference | Postseason |
|--------------------|------------------|------------------|-----------------|------------------------------|
| 2009-10 | Memphis | 24-10 | 13-3/2nd | NIT second round |
| 2010-11 | Memphis | 25-10 | 10-6/4th | NCAA Tournament |
| 2011-12 | Memphis | 26-9 | 13-3/1st | NCAA Tournament |
| 2012-13 | Memphis | 31-5 | 16-0/1st | NCAA Tournament, round of 32 |
| 2013-14 | Memphis | 24-10 | 12-6/1-3rd | NCAA Tournament, round of 32 |
| 2014-15 | Memphis | 18-14 | 10-8/5th | |
| 2015-16 | Memphis | 19-15 | 8-10/7th | |
| at Memphis | 7 years | 167-73 | 82-36 | |
| 2016-17 | Georgia Tech | ! 21-16 | ! 8-10/11th | NIT finals! |
| 2017-18 | Georgia Tech | ! 13-19 | 6-12/13th | |
| 2018-19 | Georgia Tech | 14-18 | 6-12/10th | |
| 2019-20 | Georgia Tech | 8-10 | 3-5 | |
| at Ga. Tech | 4th year | ! 56-63 | ! 23-39 | |
| Career | 11th year | ! 223-136 | ! 105-75 | |

! On-court record (22 wins and one loss from 2016-17 and 2017-18 seasons, as well as Tech's NIT appearance, vacated by the NCAA Committee on Infractions)

Pastner Resume

- Head coach, Georgia Tech (2016-present)
- Head coach, Memphis (2009-16) - 4 NCAA Tournaments, 1 NIT, 4 Conference USA titles
- Assistant coach under John Calipari, Memphis (2008-09) - NCAA Sweet 16, C-USA champions
- Assistant coach under Lute Olson, Arizona (2002-08) - 6 NCAA Tournaments, 2 Pac-10 titles
- Basketball staff assistant under Lute Olson, Arizona (2000-02) - Pac-10 champions in 2002
- Played collegiately for Lute Olson, Arizona (1996-2000) - 4 NCAA Tournaments, 1997 National Champions, 2 Pac-10 titles

Also on the Bench

ERIC REVENO

Associate Head Coach • 4th year at Tech

Eric Reveno, who served 10 years as the head coach at the University of Portland, joined Josh Pastner's men's basketball staff in May, 2016. He was promoted to associate head coach on Nov. 1, 2019.

The former post player oversaw one of the Yellow Jackets' great successes in 2016-17 in the development of 6-10 center Ben Lammers, who became a second-team All-ACC performer and the conference's Defensive Player of the Year. He also helped develop another former reserve forward, Abdoulaye Gueye, into a significant contributor for the Yellow Jackets in his final two seasons, and helped transfer James Banks III develop into one of the ACC's top defensive players in 2018-19, making the ACC's All-Defensive team.

Reveno's penchant for analytics has led to partnering the Jackets with advance technology systems to help the team's performance, such as the Noah shot-tracking system which was installed in both the Zelnak Practice Facility and the main floor at McCamish Pavilion. In addition to recruiting and on-court coaching, Reveno also handles budget management and game scheduling for the program.

Reveno and his wife, Amanda, have two children: Katie (16) and Andrew (13).

JULIAN SWARTZ

Assistant Coach • 4th year at Tech

A 16-year coaching veteran, including 10 years on the NCAA Division I level, Julian Swartz was named an assistant coach on Josh Pastner's staff in August of 2018.

Swartz, 39, is responsible for on-court development of Tech players and focuses his efforts on the Yellow Jackets' defensive schemes as well as handle recruiting responsibilities. He helped guide Tech's defense to a national ranking of No. 37 in efficiency in 2018-19, according to KenPom.com, and the Yellow Jackets also ranked among the top 15 in effective field goal percentage and three-point defense.

One of two members of head coach Pastner's staff at Memphis to follow him to Georgia Tech, Swartz came to The Flats in May, 2016, after four years with Pastner at Memphis, where he served stints as assistant director of operations, director of player development and interim assistant coach. He served his first two years at Tech as director of recruiting and compliance, which included serving as the staff liaison with compliance, coordinating on-campus recruiting operations and summer camps.

ANTHONY WILKINS

Assistant Coach • 2nd year at Tech

Anthony Wilkins, an Atlanta native who spent the past five seasons on the coaching staff at Tulane University, joined Georgia Tech's basketball staff in June of 2018.

Wilkins, 39, served as an assistant coach for four seasons at Tulane under two head coaches -- Ed Conroy and Mike Dunleavy - after serving as director of basketball operations during his first year with the Green Wave. At Tulane, Wilkins handled game strategy and scout prep responsibilities along with player development and recruiting duties. He also had six years of professional playing experience prior to entering the coaching world.

Focusing his on-court efforts with Tech's offense, the Yellow Jackets made significant strides toward the end of his first season on The Flats, and he is credited with the development of sophomore forward Moses Wright, who averaged more than 15 points and shot 62 percent from the floor over his last five games.

Born in Atlanta, Wilkins lived in the city for much of his childhood and attended Therrell High School for two years before finishing his high school studies at Glenville High School in Cleveland, Ohio.

BIO UPDATES (see game-by-game stats and career highs in stat pack)

10 • Jose Alvarado • G • 6-0 • 179 • Jr.

- Tough, determined, high-motor point guard who has been an ironman for the Yellow Jackets when healthy
- Missed seven of eight games after season opener at NC State with right ankle injury, but returned for the Diamond Head Classic and has started all nine games since (33.8 mpg)
- Has averaged 12.4 points, 5.1 assists and 2.1 steals in that stretch, and has hit 34.6 percent of his three-point tries (14-of-41)
- Scored a season-high 25 in the Jackets' win at North Carolina in which he hit 8-of-12 shots from the floor and 4-of-6 from distance ... Hit career high for assists three times in last five games (8 vs. Duke, 8 vs. BC and 9 vs. Notre Dame)
- Has a 55/24 assist/turnover ratio this season
- No. 2 in the ACC in assists (6.29 apg) and No. 6 in assist/turnover ratio (2.32) in conference games only
- For the season, averaging 11.3 points and 5.0 assists in 32.3 minutes per game
- Opened this season by scoring 10 points with seven assists and three turnovers at NC State ... Missed all or part of next eight games (played 17:53 at Georgia)
- Has 41 career double-figure scoring games (16 as a freshman, 20 as a sophomore) ... Has topped 20 points 12 times
- Has started all but one game he has been available to play in his career ... Returned from a season-ending injury as a freshman to lead the team in scoring, assists and steals as a sophomore (missed last eight games as a freshman due to broken elbow)
- Led Tech in scoring (12.5 ppg), assists (3.4 pg) and steals (1.8 pg) in 2018-19 ... Averaged team-high 12.5 ppg, 3.9 rpg, 3.6 apg, 1.8 steals in ACC games
- Last six regular-season games of 2018-19, averaged 18.3 points, leading the Jackets in five of those games ... Converted 37-of-75 field goals (49.3 pct.), 12-of-30 from three-point range (40 pct.), 24-of-32 from the free throw line (75 pct.), adding 29 rebounds, 24 assists and 12 steals
- Has 13 complete games (40 minutes) in his career

1 • James Banks III • C • 6-10 • 250 • Sr.

- One of the nation's top rim protectors on one of the nation's best defensive teams, made the ACC's All-Defensive team in 2019
- Four double-doubles this season, scoring 20 points with 13 rebounds and five blocked shots at NC State, 20 points and 14 boards vs. Arkansas, 12 points with 10 boards and eight blocks vs. Bethune-Cookman, 14 points and a career-high 15 boards with seven blocks vs. Duke
- No. 2 in the ACC and No. 12 in the nation in blocked shots (2.83 per game)
- Ranks No. 10 in ACC in rebound average (7.56 rpg) in all games and No. 7 in ACC games only (8.00)
- Tech's No. 4 scorer currently at 10.3 ppg, finished last season second on the team
- Has shot 65.1 percent from the foul line in team-high 83 attempts, 79.2 percent in ACC games (19-of-24) ... Knocked down a pair of FT with two seconds remaining in OT for winning points at NC State
- Imposing physical presence in the middle ... Has a wingspan of 7 feet, 5.35 inches and a standing reach of 9 feet, 3.5 inches
- Transferred from Texas prior to the 2018-19 season and was granted immediate eligibility by the NCAA on Nov. 13, enabling him to join the Jackets on the court for their game at Tennessee ... Moved into the starting lineup in game 6 against St. John's (started 25 games)
- Ranked 11th nationally in blocked shots (2.52 per game) last season, led the ACC in all games and in conference games only (2.56) ... 31 blocks in his last 10 games, more than a third of his season total
- Received the most extensive playing time of his career (30.3 minutes per game, 32.8 mpg vs. ACC)

3 • Evan Cole • F • 6-10 • 226 • Jr.

- Versatile frontcourt player who made the starting lineup to begin last season, but injuries and illness relegated him to a reserve role ... Worked all summer and preseason to be the Jackets' No. 2 post player behind James Banks
- Averaged 12.0 minutes this season, averaging 4.3 points and 3.2 rebounds per game while hitting 50 percent of his shots from the floor
- Started two games against Bethune-Cookman and Nebraska (8 pts, 6 reb)
- Big part of Tech's Jan. 4 win at North Carolina, scoring nine points on 4-of-7 shooting with two assists and no turnovers in 16:17 ... Six points, 4 rebounds vs. Virginia
- Also had nine points and nine boards vs. Elon, eight points and nine boards vs. Arkansas
- Averaging 4.9 points and hit 24-of-46 FG vs. power conference teams
- Success comes from hard cutting offensively and crashing the glass at both ends of the floor
- Solid play off the bench after return from ankle injury last season - personal bests of 11 points against Kennesaw State, then 16 against USC Upstate, nine points against Wake Forest, eight at Syracuse, seven at Duke and FSU
- Started last season's first two games (14.5 mpg) before injuring an ankle in game 2 at Tennessee, causing him to miss five games ... Played well over a 12-game stretch until a run-in with the flu sidelined him for three more games ... 25-of-47 from the floor, 5.3 ppg, 3.0 rpg in 12 games in between ... Did not play in the season's final three games
- Played in 24 games as a freshman, averaging 13.8 minutes in them ... Started the last seven games ... First and only career double-double (10/10) vs. Wake Forest in final regular-season game
- Originally signed a letter-of-intent to attend UNC-Wilmington, but received a release when the Seahawks' coach, Kevin Keatts, left to become the head coach at NC State

0 • Michael Devoe • G • 6-5 • 193 • So.

- Left-handed combo guard with a high IQ who got off to a fast start scoring and shooting the ball in Tech's first six games, leading the ACC and sitting among the nation's top five in scoring
- Currently No. 7 in the ACC in scoring (15.9) and No. 7 in field goal percentage (45.7) ... Has hit 41.3 percent of his three-point tries, 42.4 percent in ACC games, does not have enough makes to qualify for conference rankings
- Went through a scoring and shooting slump prior to the Diamond Head Classic, but has averaged 13.3 points and in Tech's last nine games, hitting 46.2 percent from the floor and 76.9 percent from the free throw line
- Hit 14-of-32 from three-point range in the last eight games, including 6-of-8 at Florida State, since missing all six attempts against Boise State
- No. 3 in the ACC in minutes played (35.37 mpg) and ranks No. 61 nationally in percentage of available minutes played (KenPom.com)
- Scored 20 or more points five times in Tech's first six games this season, six times altogether ... Scored career-best 34 at Georgia with career-high nine rebounds
- Added 27 against Bethune-Cookman, including the game-winning points on a layup and free throw with seven seconds left, and followed that with 26 vs. Nebraska
- Over the next four games (Syracuse, Ball State, Kentucky, Boise State), he hit just 2-of-19 from three-point range and averaged 9.0 points
- Was Tech's third-leading scorer overall (9.7) and in ACC games (10.4 ppg) as a freshman ... Hit 43.8 percent of his three-point tries on conference play, best on the team and better than all but two of the qualifying ACC players in conference rankings (2.0 made per game minimum)
- Scored in double digits 27 times in his career, including 15 as a freshman, and has five 20+ games

14 • David Didenko • F • 6-9 • 232 • So.

- Last name pronounced "duh-DEN-ko"
- Played in four games this season, has yet to score
- Native of Russia who attended Boca Raton Community School in Florida and spent the 2018-19 season at Palm Beach State College, a junior college in Boca Raton
- Excellent student and a full academic qualifier out of high school who signed a letter-of-intent to attend Tech in November, 2018 and enrolled for the summer, 2019 term
- Eligible immediately and has three seasons with the Yellow Jackets ... Excellent physical size with high basketball IQ and skills
- Born in Yakutsk, Russia, came to Brooklyn, N.Y., in August, 2010, at the age of 11, on vacation, and has remained in the United States
- Prior to his enrollment at Boca Raton Community High School, attended Northeast High School as a junior, and Montverde Academy for his ninth- and 10th grade years
- Played in 27 games, starting four, for Palm Beach State, where he averaged 3.8 points and 3.4 rebounds ... Team went 21-9
- Hit 32.7 percent of his shots from the floor, 21.7 from three-point range and 60.5 percent from the foul line
- Hit double figures three times, scoring 12 points each against Cape Fear CC, Polk State College and Florida National Univ. JV

BIO UPDATES (see game-by-game stats and career highs in stat pack)

12 • Khalid Moore • F • 6-7 • 203 • So.

- First name pronounced "kuh-LEED"
- Athletic and long (7-foot, 0.5-inch wingspan) forward with good scoring ability and basketball IQ
- No. 2 on the team in steals and is fourth in assists, No. 8 in scoring
- Started Tech's first nine games this season, and has come off the bench in the last seven, averaging less than 10 minutes per game ... Averaging 3.6 points and 2.9 rebounds for the season
- Does a lot of things that don't show up in the box score, good passer, moves well without the ball, keeps Tech offense moving, and his length and activity is an asset on defense
- Excellent sophomore debut with 11 points, four rebounds, three assists and six steals in Tech's victory at NC State ... Collected a critical offensive rebound and dish to James Banks for field goal attempt on which he was fouled for the winning points
- Two double-figure games this season, scored 10 at Kentucky
- Played in all but one game as a freshman, starting 10 times, including the regular-season finale at NC State and the ACC Tournament game vs. Notre Dame
- Finished the season with eight points at NC State and 11 against Notre Dame, hitting 7-of-14 shots from the floor with three assists and no turnovers in 68 minutes
- Career-high 14 points (6-6 FG, 2-2 on 3s) vs. Florida A&M
- Gives Tech two New York natives on the roster ... Came from the same high school (Archbishop Molloy) as Yellow Jackets' legendary point guard Kenny Anderson, and played on the same AAU team as teammate Jose Alvarado

11 • Bubba Parham • G • 5-10 • 160 • Jr.

- Last name pronounced "PAR-um"
- Atlanta-area product who transferred to Georgia Tech following two standout seasons at VMI, where he made the All-Southern Conference team as a sophomore and was named SoCon Freshman of the Year
- High-volume three-point shooter who can score in a variety of ways despite his small stature
- Was granted immediate eligibility by the NCAA on Sept. 11, and has two seasons of eligibility remaining
- Started six games this season while Jose Alvarado was sidelined, averages 27.8 minutes per game ... Averaging 6.3 points and 1.7 assists per game, and is 14-of-16 at the free throw line
- Has five double-figure scoring games this season, all against power conference teams (Georgia, Arkansas, Syracuse, Kentucky, North Carolina)
- Hit his first three as a Jacket and scored five points with six boards against Elon
- Has had eight games with zero or one turnover
- Ranked No. 18 among 2019-20 transfer class by Stadium's Jeff Goodman, who quoted a scout as saying, "He's a badass. Cat-quick combo guard who can score 40. Elite in ball screens, deep range and can really pass."
- Topped the SoCon in scoring with 21.4 points per game, and became the 41st player in VMI history to reach the 1,000-point mark with a career-high 38 points Feb. 23 at Western Carolina
- Ranked third in the SoCon with 3.63 three-point field goals per game, hitting 39.7 percent of his attempts, and had 10 games with five or more three-pointers made during the season
- Led the team in assists with 105 (3.5 per game), which ranked sixth in the SoCon
- Became the first VMI freshman to earn conference Freshman of the Year honors since 2010-11 (Big South Conference) and the first VMI SoCon FOTY since 2001-02 ... Topped the team in scoring with a 14.6 points per game average, sixth in the SoCon

2 • Shembari Phillips • G • 6-4 • 210 • r-Sr.

- First name pronounced "shem-BARR-ee"
- Combo guard with experience and excellent athletic ability
- Played in 10 games, with a season high of 13 minutes against Elon ... Hit a pair of three-point field goals for six points against Ball State
- Sat out the 2017-18 season after transferring from Tennessee, and is in his final year of eligibility with Tech
- Made the starting lineup to begin last season, started six games, averaging 19.7 minutes, 4.7 points and 1.3 assists per game
- Scored 10 points against Lamar with four assists in the season opener, which turned out to be his season high
- Played in only 11 of Tech's last 18 games, but played 10 minutes at Clemson and 22 against Louisville in the absences of Brandon Alston and Jose Alvarado
- Played in nine ACC games (DNP last two regular season games)
- Hit 32.6 percent from the floor and 4-of-22 from three-point range
- Part-time starter at Tennessee (24 starts, 64 games) over two years with the Volunteers who shot 37.1 percent from three-point range and 77 percent from the free throw line ... Proved himself to be a capable scorer and established a reputation as a good defender

23 • Asanti Price • G • 6-5 • 177 • Fr.

- First name pronounced "uh-SONN-tee"
- High-level prep shooter and late-bloomer who signed with Georgia Tech in the spring of 2019
- Averaging 2.7 points and 2.0 rebounds while hitting 31.1 percent from the floor in 13 games (14.7 mpg)
- Went 1-for-4 in 19 minutes in his collegiate debut at NC State, but his lone field goal (a three-pointer) on Tech's first possession of overtime gave the Jackets their first lead of the game
- Scored season-high six points against Nebraska, grabbed season-high 10 rebounds against Elon
- Averaged 19 minutes off the bench over Tech's first nine games, but did not play in the Diamond Head Classic ... Played in four of five ACC games since then
- Has tremendous athleticism and vertical leap, long range on his outside shot and excellent defensive capability, according to his high school coach
- Class 3A all-state selection for coach Zach Norris at W.J. Keenan High School, where he helped lead the Raiders to a 30-1 record and a state championship as a senior
- Led Keenan with 17.9 points per game and was considered one of the top shooters in the area during the 2018-19 season
- Rated a three-star prospect and was ranked No. 74 among shooting guards nationally in the 247Sports composite rankings

35 • Kristian Sjolund • F • 6-8 • 213 • So.

- Last name pronounced "SHO-lund"
- Successful and versatile high school performer with international experience ... Gained about 20 pounds since the beginning of his freshman year
- Has the ability to stretch the floor with his jump shot, has impressive shot mechanics, a smooth shooting motion and deep range on his shot ... Runs the floor well, has good athleticism, hands and footwork
- Has a 6-foot, 10.25-inch wingspan, and gained 10 pounds and two inches on his vertical jump since pre-season while doing extra work with strength coach Dan Taylor on practice days
- Sitting out this season as a redshirt
- Played in 21 games as a freshman, with his most extensive court time coming a six-game stretch before Boston College (48 points in 127 minutes) ... Did not play vs. BC, played two minutes at NC State, and scored six points in seven minutes in the ACC Tournament against Notre Dame
- Two double-figure games in that stretch, 11 points each against Virginia Tech and Florida State
- In his 13 games prior to that, scored nine total points in 62 total minutes
- Played with Norway in the 2015 FIBA U16 European Championships, averaging 18.7 points and 5.9 rebounds a game; then in 2017, he played in the U18 Nordic Championship and scored 7.2 points a game

4 • Jordan Usher • G/F • 6-7 • 220 • Jr.

- Atlanta-area product who transferred to Georgia Tech from the University of Southern California prior to the start of spring semester 2019
- Became eligible Dec. 18 vs. Ball State and has started all eight games since, playing with a high motor
- Has four double-digit games, including a high of 18 against Boise State and 13 at Boston College ... Averaging 8.5 points and 3.3 rebounds per game
- Became more comfortable out in Hawai'i, averaging 12.0 points and 4.7 rebounds in three games with a season high of 18 points and seven rebounds in the Jackets' win over Boise State and 10 against Houston
- Has hit 81.8 percent from the free throw line
- Strong wing with size and the ability to get to the rim and create scoring opportunities ... His athleticism and strength make him a force both offensively and defensively
- Prior to leaving the USC team, started twice and saw action in 12 games overall last season ... Averaged a career-high 24.5 minutes per game, with 8.6 points per game and 3.7 rebounds per game ... Hit 45.2 percent of his shots from the floor, and was 8-of-28 from three-point range
- As a freshman, averaged 4.8 points and 2.0 rebounds and played in all 36 games for the Trojans ... Made his only two starts of the season in the NIT, scoring 13 points each vs. UNC Asheville and Western Kentucky
- Was the only Trojan to shoot over 40 percent from the field and three-point range and 75 percent or more from the free throw line ... His 40.9 percent shooting from three-point range tied for third all-time among USC freshmen

BIO UPDATES (see game-by-game stats and career highs in stat pack)

5 • Moses Wright • F • 6-9 • 230 • Jr.

- Fast developing, athletic frontcourt player who had played one year of varsity basketball in high school before signing with Tech in spring of 2017 ... Extremely good athlete who can attack the glass to score and rebound, runs the floor well and is disruptive on defense
- Has added about 25 pounds since last year
- Currently Tech's No. 2 scorer (13.4 ppg) and top rebounder (7.8 rpg, 7th in ACC) who has connected on 53.8 percent of his shots from the floor (No. 2 in the ACC)
- Tech's top scorer in ACC games at 14.6 points per game (14th in the ACC) while grabbing 8.1 rebounds per game (6th ACC) and hitting 50 percent from the floor (7th ACC)
- Has six double-doubles this season, including three in Tech's last six games (13/10 at Florida State, 12/10 vs. Duke, 18/10 at Boston College) ... Previously: 12/12 vs. Bethune-Cookman, 13/10 at Kentucky, 19/10 vs. Houston, 13/10 at Florida State
- Made the all-tournament team at the Diamond Head Classic, averaging a team-high 17.7 points and 7.3 rebounds while hitting 63.6 percent of his shots from the floor ... Scored 18 with nine rebounds vs. Boise State, 19 and 10 vs. Houston and 16 with nine boards vs. Hawai'i ... Earned him ACC Player of the Week honors
- Has hit 22-of-31 free throws in his last nine games after connecting on just 4-of-14 in the first nine games of the season
- Scored 18 points at Georgia (16 in second half), hitting 8-of-15 FG, with nine rebounds and two blocks
- Finished last season with the best game of his career to date, scoring 25 points in the ACC Tournament against Notre Dame ... Made 12-of-18 shots from the floor, grabbed seven rebounds, had three assists and two blocked shots
- Averaged 15.6 points and 6.2 rebounds in the last five games of 2018-19, while hitting 36-of-58 shots from the floor (62 pct.)
- Grew four inches and added 40 pounds after his sophomore year in high school... Has a 6-foot, 11.25-inch wingspan
- First North Carolina native to sign with Tech since Anthony Morrow (Charlotte), who played at Tech from 2004-08 and was an eight-year NBA veteran

13 • Coleman Boyd • G • 6-1 • 173 • Fr.

- Non-scholarship guard who enrolled at Tech for the summer term
- All-state point guard from Georgia private school powerhouse Mt. Bethel Christian Academy
- Four-year letterwinner and captain at Mt. Bethel, which won state Georgia Independent Christian Athletic Association (GICAA) championships in 2017 and 2019, and reached the final four in 2016 and 2019 ... Team went 97-26 in his four years
- Earned all-region and honorable mention all-state honors in 2019 by the Georgia High School Association
- Played at Mt. Bethel for his father, Cal, a longtime successful high school coach in the Atlanta area and a standout basketball player at Wake Forest following a legendary high school career at Campbell High School in Smyrna

34 • Niko Broadway • G • 6-3 • 195 • Fr.

- Non-scholarship guard who enrolled at Tech for the fall term
- Comes from a Tech family ... Both parents went to Tech, and his brother, Olin, is on the football team
- Two-year starter for coach Aaron Parr who helped St. Pius X win 102 games while he was on the varsity team ... Second-team all-state and first team
- All-region as a senior, when he averaged 10.6 points, 5.4 rebounds and 2.1 assists per game, all second-best on the team
- Led St. Pius X to back-to-back runner-up finishes in the state championship in 2017 and 2018 (both at McCamish Pavilion), and three consecutive region titles in 2017, 2018 and 2019

45 • Shaheed Medlock • G • 6-5 • 196 • Sr.

- Non-(athletic)-scholarship player who enrolled at Tech and joined the basketball program in the summer of 2016 ... Was not on the team in 2017-18, but returned for the 2018-19 season
- Played in six games for the Yellow Jackets over the past two years
- Enrolled at Tech on a Bill Gates Millennium Scholarship
- Earned a reputation as an outstanding defensive player in high school

55 • Malachi Rice • G • 6-0 • 186 • Jr.

- Left-handed point guard who played four years, lettering in three, on the varsity team at Brebeuf Jesuit Preparatory School ... Led Brebeuf to Circle City Conference championships twice
- Played in six games for the Yellow Jackets over the past two years
- Older brother Solomon is a distance runner on the track team at Columbia University .. Twin brother Isaiah is a freshman walk-on basketball player at Vanderbilt ... His uncle, Kenneth Rice, played basketball at Alabama from 1988-91

2019-20 SEASON STATISTICS AND RESULTS

Game Records

| Record | Overall | Home | Away | Neutral |
|----------------|---------|------|------|---------|
| ALL GAMES | 8-10 | 3-6 | 4-3 | 1-1 |
| CONFERENCE | 3-5 | 0-4 | 3-1 | 0-0 |
| NON-CONFERENCE | 5-5 | 3-2 | 1-2 | 1-1 |

Score by Periods

| Team | 1st | 2nd | OT | TOT |
|--------------|-----|-----|----|------|
| Georgia Tech | 531 | 673 | 9 | 1213 |
| Opponents | 591 | 618 | 9 | 1218 |

Team Box Score

| No. | Player | | | | Total | | 3-Point | | F-Throw | | Rebounds | | | | | | | | | | | | | |
|-----------|--------------------|-------|--------|------|----------|-------|---------|------|---------|------|----------|-----|-----|------|-----|----|-----|-----|-----|-----|------|------|--|--|
| | | GP-GS | MIN | AVG | FG-FGA | FG% | 3FG-FGA | 3FG% | FT-FTA | FT% | OFF | DEF | TOT | AVG | PF | DQ | A | TO | BLK | STL | PTS | AVG | | |
| 0 | DEVOE, Michael | 18-18 | 636:45 | 35.4 | 102-223 | .457 | 33-80 | .413 | 49-70 | .700 | 8 | 61 | 69 | 3.8 | 43 | 2 | 54 | 56 | 2 | 24 | 286 | 15.9 | | |
| 5 | WRIGHT, Moses | 18-18 | 542:48 | 30.2 | 105-195 | .538 | 5-22 | .227 | 26-45 | .578 | 31 | 110 | 141 | 7.8 | 57 | 2 | 15 | 52 | 21 | 11 | 241 | 13.4 | | |
| 10 | ALVARADO, Jose | 11-11 | 355:02 | 32.3 | 43-103 | .417 | 16-52 | .308 | 22-26 | .846 | 4 | 23 | 27 | 2.5 | 33 | 1 | 55 | 24 | 1 | 20 | 124 | 11.3 | | |
| 1 | BANKS III, James | 18-16 | 549:00 | 30.5 | 66-130 | .508 | 0-1 | .000 | 54-83 | .651 | 48 | 88 | 136 | 7.6 | 65 | 3 | 21 | 44 | 51 | 14 | 186 | 10.3 | | |
| 4 | USHER, Jordan | 10-10 | 258:06 | 25.8 | 32-80 | .400 | 3-20 | .150 | 18-22 | .818 | 5 | 28 | 33 | 3.3 | 21 | 0 | 15 | 28 | 2 | 5 | 85 | 8.5 | | |
| 11 | PARHAM, Bubba | 18-6 | 500:37 | 27.8 | 40-101 | .396 | 19-56 | .339 | 14-16 | .875 | 9 | 43 | 52 | 2.9 | 51 | 2 | 31 | 29 | 0 | 19 | 113 | 6.3 | | |
| 3 | COLE, Evan | 16-2 | 191:36 | 12.0 | 30-60 | .500 | 2-12 | .167 | 7-15 | .467 | 16 | 35 | 51 | 3.2 | 17 | 0 | 7 | 10 | 3 | 7 | 69 | 4.3 | | |
| 12 | MOORE, Khalid | 17-9 | 362:36 | 21.3 | 20-63 | .317 | 5-21 | .238 | 16-36 | .444 | 12 | 38 | 50 | 2.9 | 33 | 2 | 26 | 31 | 3 | 20 | 61 | 3.6 | | |
| 23 | PRICE, Asanti | 13-0 | 191:22 | 14.7 | 15-47 | .319 | 3-27 | .111 | 2-7 | .286 | 6 | 20 | 26 | 2.0 | 9 | 0 | 9 | 13 | 4 | 10 | 35 | 2.7 | | |
| 24 | JAMES, Jehloni | 1-0 | 00:40 | 0.7 | 1-1 | 1.000 | 0-0 | .000 | 0-0 | .000 | 0 | 0 | 0 | 0.0 | 0 | 0 | 0 | 0 | 0 | 0 | 2 | 2.0 | | |
| 13 | BOYD, Coleman | 2-0 | 01:35 | 0.8 | 1-1 | 1.000 | 0-0 | .000 | 0-0 | .000 | 0 | 1 | 1 | 0.5 | 0 | 0 | 1 | 0 | 0 | 0 | 2 | 1.0 | | |
| 2 | PHILLIPS, Shembari | 10-0 | 47:17 | 4.7 | 3-13 | .231 | 3-11 | .273 | 0-0 | .000 | 1 | 1 | 2 | 0.2 | 2 | 0 | 6 | 1 | 2 | 1 | 9 | 0.9 | | |
| 45 | MEDLOCK, Shaheed | 2-0 | 01:35 | 0.8 | 0-0 | .000 | 0-0 | .000 | 0-0 | .000 | 0 | 0 | 0 | 0.0 | 1 | 0 | 0 | 0 | 0 | 0 | 0 | 0.0 | | |
| 14 | DIDENKO, David | 4-0 | 07:04 | 1.8 | 0-3 | .000 | 0-3 | .000 | 0-0 | .000 | 1 | 0 | 1 | 0.3 | 0 | 0 | 0 | 0 | 0 | 0 | 0 | 0.0 | | |
| 55 | RICE, Malachi | 1-0 | 01:04 | 1.1 | 0-0 | .000 | 0-0 | .000 | 0-0 | .000 | 0 | 0 | 0 | 0.0 | 0 | 0 | 0 | 0 | 0 | 1 | 0 | 0.0 | | |
| 34 | BROADWAY, Niko | 1-0 | 01:04 | 1.1 | 0-0 | .000 | 0-0 | .000 | 0-0 | .000 | 0 | 0 | 0 | 0.0 | 0 | 0 | 0 | 0 | 0 | 0 | 0 | 0.0 | | |
| Team | | | | | | | | | | | 24 | 29 | 53 | | | | | 14 | | | | | | |
| Total | | 18 | 3648 | | 458-1020 | .449 | 89-305 | .292 | 208-320 | .650 | 165 | 477 | 642 | 35.7 | 332 | 12 | 240 | 302 | 89 | 132 | 1213 | 67.4 | | |
| Opponents | | 18 | 3650 | | 432-1076 | .401 | 106-343 | .309 | 248-349 | .711 | 199 | 440 | 639 | 35.5 | 323 | 6 | 231 | 260 | 68 | 145 | 1218 | 67.7 | | |

Team Statistics

| | GATECH | OPP |
|------------------------|-----------------|-----------------|
| Scoring | 1213 | 1218 |
| Points per game | 67.4 | 67.7 |
| Scoring margin | -0.3 | - |
| Field goals-att | 458-1020 | 432-1076 |
| Field goal pct | .449 | .401 |
| 3 point fg-att | 89-305 | 106-343 |
| 3-point FG pct | .292 | .309 |
| 3-pt FG made per game | 4.9 | 5.9 |
| Free throws-att | 208-320 | 248-349 |
| Free throw pct | .650 | .711 |
| F-Throws made per game | 11.6 | 13.8 |
| Rebounds | 642 | 639 |
| Rebounds per game | 35.7 | 35.5 |
| Rebounding margin | +0.2 | - |
| Assists | 240 | 231 |
| Assists per game | 13.3 | 12.8 |
| Turnovers | 302 | 260 |
| Turnovers per game | 16.8 | 14.4 |
| Turnover margin | -2.3 | - |
| Assist/turnover ratio | 0.8 | 0.9 |
| Steals | 132 | 145 |
| Steals per game | 7.3 | 8.1 |
| Blocks | 89 | 68 |
| Blocks per game | 4.9 | 3.8 |
| Winning streak | 0 | - |
| Home win streak | 0 | - |
| Attendance | 52615 | 81602 |
| Home games-Avg/Game | 9-5846 | 7-11657 |
| Neutral site-Avg/Game | - | 2-5882 |

Team Results

| Date | Opponent | | Score | Att. |
|------------|-------------------|-----|-------|-------|
| 11/05/2019 | at NC State | Wot | 82-81 | 17133 |
| 11/11/2019 | Elon | W | 64-41 | 4624 |
| 11/20/2019 | at Georgia | L | 78-82 | 10205 |
| 11/25/2019 | Arkansas | Lot | 61-62 | 6547 |
| 12/01/2019 | Bethune-Cookman | W | 68-65 | 4552 |
| 12/04/2019 | Nebraska | W | 73-56 | 5133 |
| 12/07/2019 | Syracuse | L | 63-97 | 5743 |
| 12/14/2019 | at Kentucky | L | 53-67 | 20111 |
| 12/18/2019 | Ball St. | L | 47-65 | 4203 |
| 12/22/2019 | vs Boise St. | W | 74-60 | 6179 |
| 12/23/2019 | vs Houston | L | 59-70 | 5585 |
| 12/25/2019 | at Hawaii | W | 70-53 | 0 |
| 12/31/2019 | at Florida St. | L | 58-70 | 6837 |
| 01/04/2020 | at North Carolina | W | 96-83 | 21099 |
| 01/08/2020 | Duke | L | 64-73 | 8600 |
| 01/11/2020 | at Boston College | W | 71-52 | 6217 |
| 01/15/2020 | Notre Dame | L | 74-78 | 5899 |
| 01/18/2020 | Virginia | L | 58-63 | 7314 |

2019-20 SEASON STATISTICS - ACC GAMES ONLY

Game Records

| Record | Overall | Home | Away | Neutral |
|----------------|---------|------|------|---------|
| ALL GAMES | 3-5 | 0-4 | 3-1 | 0-0 |
| CONFERENCE | 3-5 | 0-4 | 3-1 | 0-0 |
| NON-CONFERENCE | 0-0 | 0-0 | 0-0 | 0-0 |

Score by Periods

| Team | 1st | 2nd | OT | TOT |
|--------------|-----|-----|----|-----|
| Georgia Tech | 251 | 308 | 7 | 566 |
| Opponents | 273 | 318 | 6 | 597 |

Team Box Score

| No. | Player | | | | Total | | 3-Point | | F-Throw | | Rebounds | | | | | | | | | | | |
|-----------|--------------------|-------|--------|------|---------|------|---------|------|---------|------|----------|-----|-----|------|-----|----|-----|-----|-----|-----|-----|------|
| | | GP-GS | MIN | AVG | FG-FGA | FG% | 3FG-FGA | 3FG% | FT-FTA | FT% | OFF | DEF | TOT | AVG | PF | DQ | A | TO | BLK | STL | PTS | AVG |
| 5 | WRIGHT, Moses | 8-8 | 247:06 | 30.9 | 51-102 | .500 | 2-10 | .200 | 13-25 | .520 | 14 | 51 | 65 | 8.1 | 27 | 1 | 8 | 28 | 9 | 7 | 117 | 14.6 |
| 10 | ALVARADO, Jose | 7-7 | 238:52 | 34.1 | 34-72 | .472 | 13-36 | .361 | 12-16 | .750 | 3 | 15 | 18 | 2.6 | 22 | 1 | 44 | 19 | 1 | 13 | 93 | 13.3 |
| 0 | DEVOE, Michael | 8-8 | 283:33 | 35.4 | 35-82 | .427 | 14-33 | .424 | 17-24 | .708 | 4 | 22 | 26 | 3.3 | 16 | 0 | 27 | 25 | 0 | 10 | 101 | 12.6 |
| 1 | BANKS III, James | 8-8 | 265:28 | 33.2 | 38-67 | .567 | 0-0 | .000 | 19-24 | .792 | 24 | 40 | 64 | 8.0 | 30 | 1 | 9 | 11 | 20 | 7 | 95 | 11.9 |
| 4 | USHER, Jordan | 6-6 | 148:45 | 24.8 | 18-43 | .419 | 2-11 | .182 | 7-10 | .700 | 2 | 13 | 15 | 2.5 | 7 | 0 | 11 | 12 | 1 | 4 | 45 | 7.5 |
| 11 | PARHAM, Bubba | 8-1 | 208:16 | 26.0 | 15-38 | .395 | 10-26 | .385 | 7-8 | .875 | 4 | 21 | 25 | 3.1 | 23 | 1 | 18 | 17 | 0 | 8 | 47 | 5.9 |
| 3 | COLE, Evan | 7-0 | 75:10 | 10.7 | 13-28 | .464 | 0-4 | .000 | 3-8 | .375 | 8 | 11 | 19 | 2.7 | 5 | 0 | 4 | 4 | 0 | 3 | 29 | 4.1 |
| 12 | MOORE, Khalid | 7-2 | 78:01 | 11.1 | 6-14 | .429 | 2-4 | .500 | 7-12 | .583 | 4 | 3 | 7 | 1.0 | 12 | 1 | 9 | 5 | 1 | 8 | 21 | 3.0 |
| 23 | PRICE, Asanti | 6-0 | 65:01 | 10.8 | 6-15 | .400 | 2-9 | .222 | 1-2 | .500 | 1 | 5 | 6 | 1.0 | 4 | 0 | 3 | 4 | 0 | 0 | 15 | 2.5 |
| 2 | PHILLIPS, Shembari | 2-0 | 13:51 | 6.9 | 1-4 | .250 | 1-3 | .333 | 0-0 | .000 | 0 | 0 | 0 | 0.0 | 0 | 0 | 2 | 1 | 1 | 1 | 3 | 1.5 |
| 14 | DIDENKO, David | 1-0 | 00:57 | 1.0 | 0-0 | .000 | 0-0 | .000 | 0-0 | .000 | 0 | 0 | 0 | 0.0 | 0 | 0 | 0 | 0 | 0 | 0 | 0 | 0.0 |
| Team | | | | | | | | | | | 15 | 14 | 29 | | | | | 7 | | | | |
| Total | | 8 | 1625 | | 217-465 | .467 | 46-136 | .338 | 86-129 | .667 | 79 | 195 | 274 | 34.3 | 146 | 5 | 135 | 133 | 33 | 61 | 566 | 70.8 |
| Opponents | | 8 | 1625 | | 210-483 | .435 | 55-152 | .362 | 122-167 | .731 | 93 | 182 | 275 | 34.4 | 132 | 4 | 116 | 103 | 45 | 70 | 597 | 74.6 |

Team Statistics

| | GATECH | OPP |
|------------------------|----------------|----------------|
| Scoring | 566 | 597 |
| Points per game | 70.8 | 74.6 |
| Scoring margin | -3.9 | - |
| Field goals-att | 217-465 | 210-483 |
| Field goal pct | .467 | .435 |
| 3 point fg-att | 46-136 | 55-152 |
| 3-point FG pct | .338 | .362 |
| 3-pt FG made per game | 5.8 | 6.9 |
| Free throws-att | 86-129 | 122-167 |
| Free throw pct | .667 | .731 |
| F-Throws made per game | 10.8 | 15.3 |
| Rebounds | 274 | 275 |
| Rebounds per game | 34.3 | 34.4 |
| Rebounding margin | -0.1 | - |
| Assists | 135 | 116 |
| Assists per game | 16.9 | 14.5 |
| Turnovers | 133 | 103 |
| Turnovers per game | 16.6 | 12.9 |
| Turnover margin | -3.8 | - |
| Assist/turnover ratio | 1.0 | 1.1 |
| Steals | 61 | 70 |
| Steals per game | 7.6 | 8.8 |
| Blocks | 33 | 45 |
| Blocks per game | 4.1 | 5.6 |
| Winning streak | 0 | - |
| Home win streak | 0 | - |
| Attendance | 27556 | 51286 |
| Home games-Avg/Game | 4-6889 | 4-12822 |
| Neutral site-Avg/Game | - | 0-0 |

Team Results

| Date | Opponent | | Score | Att. |
|------------|-------------------|-----|-------|-------|
| 11/05/2019 | at NC State | Wot | 82-81 | 17133 |
| 12/07/2019 | Syracuse | L | 63-97 | 5743 |
| 12/31/2019 | at Florida St. | L | 58-70 | 6837 |
| 01/04/2020 | at North Carolina | W | 96-83 | 21099 |
| 01/08/2020 | Duke | L | 64-73 | 8600 |
| 01/11/2020 | at Boston College | W | 71-52 | 6217 |
| 01/15/2020 | Notre Dame | L | 74-78 | 5899 |
| 01/18/2020 | Virginia | L | 58-63 | 7314 |

2019-20 BOX SCORES

Official Basketball Box Score - Final

Georgia Tech at NC State

11/06/19 PNC Arena, Raleigh

2019-20 Men's Basketball

Game Time: 1:30 AM

Game Duration: 2:23

Attendance: 17,133

Officials: Jamie Luckie, Brian Dorsey, Brent Hampton

Georgia Tech - 82

Record: 1-0 (1-0)

| NO. Name | Min | FG | 3P | FT | Rebounds | Fouls | TP | AS | TO | ST | Blocks | BS | BA | +/- |
|-------------------|---------|-------|------|-------|----------|-------|----|----|----|----|--------|----|-----|-----|
| 5 Moses Wright | F 22:24 | 6-9 | 0-2 | 0-1 | 1 8 9 | 5 1 | 12 | 1 | 4 | 0 | 3 | 0 | 3 | 8 |
| 12 Khalid Moore | F 39:21 | 3-8 | 0-1 | 5-7 | 2 2 4 | 4 5 | 11 | 3 | 3 | 6 | 1 | 3 | 8 | |
| 1 James Banks III | C 40:14 | 8-14 | 0-0 | 4-4 | 2 11 13 | 4 4 | 20 | 3 | 1 | 1 | 5 | 1 | 8 | |
| 0 Michael Devoe | G 41:54 | 7-12 | 3-4 | 5-6 | 1 2 3 | 2 6 | 22 | 3 | 2 | 1 | 0 | 2 | -2 | |
| 10 Jose Alvarado | G 34:12 | 4-10 | 2-7 | 0-0 | 0 2 2 | 4 0 | 10 | 7 | 3 | 0 | 0 | 0 | 2 | |
| 3 Evan Cole | 04:33 | 1-2 | 0-0 | 0-0 | 0 0 0 | 0 1 | 2 | 0 | 1 | 0 | 0 | 0 | -10 | |
| 11 Bubba Parham | 22:57 | 0-2 | 0-2 | 1-2 | 0 1 1 | 2 1 | 1 | 3 | 0 | 2 | 0 | 0 | 0 | |
| 23 Asanti Price | 19:25 | 1-4 | 1-4 | 1-2 | 0 2 2 | 1 1 | 4 | 0 | 1 | 0 | 0 | 0 | -4 | |
| Team | | | | | 1 4 5 | 0 | 0 | 3 | | | | | | |
| Totals | | 30-61 | 6-20 | 16-22 | 7 32 39 | 22 19 | 82 | 20 | 18 | 10 | 9 | 6 | 1 | |

Technical Fouls: NONE

Dead Ball Rebounds: 2, 0

NC State - 81

Record: 0-1 (0-1)

| NO. Name | Min | FG | 3P | FT | Rebounds | Fouls | TP | AS | TO | ST | Blocks | BS | BA | +/- |
|--------------------|---------|-------|------|-------|----------|-------|----|----|----|----|--------|----|-----|-----|
| 15 Manny Bates | F 32:30 | 1-7 | 0-0 | 0-0 | 1 4 5 | 2 1 | 2 | 0 | 3 | 0 | 5 | 2 | -10 | |
| 31 Pat Andree | F 36:42 | 3-6 | 3-5 | 3-3 | 2 7 9 | 3 3 | 12 | 1 | 1 | 1 | 0 | 0 | 4 | |
| 10 Braxton Beverly | G 36:31 | 4-13 | 1-4 | 2-2 | 1 3 4 | 3 2 | 11 | 3 | 0 | 0 | 0 | 0 | 3 | |
| 13 C.J. Bryce | G 44:25 | 11-17 | 0-1 | 2-2 | 4 7 11 | 2 3 | 24 | 2 | 7 | 1 | 0 | 2 | -1 | |
| 24 Devon Daniels | G 33:41 | 4-14 | 1-1 | 3-4 | 1 2 3 | 5 4 | 12 | 6 | 1 | 3 | 0 | 2 | -6 | |
| 4 Jericole Helms | 31:40 | 3-11 | 2-5 | 7-7 | 2 1 3 | 2 6 | 15 | 0 | 0 | 0 | 0 | 2 | 4 | |
| 21 Danny Dixon | 06:38 | 1-2 | 0-0 | 2-3 | 1 1 2 | 2 2 | 4 | 1 | 0 | 0 | 1 | 6 | | |
| 3 AJ Taylor | 02:53 | 0-1 | 0-0 | 1-2 | 1 1 2 | 0 1 | 1 | 0 | 1 | 0 | 1 | 0 | -5 | |
| Team | | | | | 1 1 2 | 0 | 0 | 0 | | | | | | |
| Totals | | 27-71 | 7-16 | 20-23 | 14 27 41 | 19 22 | 81 | 13 | 13 | 5 | 6 | 9 | -1 | |


Technical Fouls: NONE

Dead Ball Rebounds: 1, 1

| | GT | ST |
|-------------------|-----------------------------|---------------------------|
| Best Scoring lead | 3 (1 st OT 4:42) | 15 (1 st 4:01) |
| Best Scoring Run | 6 (1 st 2:31) | 8 (1 st 17:09) |
| Lead Changes | 5 | 9 |
| Times Tied | 9 | 5 |
| Time with Lead | 03:52 | 35:39 |

| Points from | GT | ST |
|---------------|----|----|
| Turnovers | 17 | 15 |
| Paint | 36 | 28 |
| Second Chance | 6 | 10 |
| Fast Breaks | 27 | 15 |
| Bench | 7 | 20 |

| Period by Period Scoring | | | | |
|--------------------------|-----|-----|-----|-----|
| | 1st | 2nd | OT1 | TOT |
| GT | 35 | 40 | 7 | 82 |
| ST | 42 | 33 | 6 | 81 |



Official Basketball Box Score - Final

Georgia Tech at Georgia

11/21/19 Stegeman Coliseum, Athens

2019-20 Men's Basketball

Game Time: 12:37 AM

Game Duration: 2:19

Attendance: 10,205

Officials: Bart Lenox, Steven Anderson, A.J. Desai

Georgia Tech - 78

Record: 2-1

| NO. Name | Min | FG M-A | 3P M-A | FT M-A | Rebounds OR DR TOT | Fouls PF FO | TP PP | AS | TO | ST | Blocks BS BA | +/- |
|---------------------|---------|-----------|-----------|-----------|-----------------------|----------------|----------|----|----|----|-----------------|------|
| 5 Moses Wright | F 26:53 | 8-15 | 0-2 | 2-3 | 1 8 9 | 4 5 | 18 | 0 | 1 | 0 | 2 | 1 -4 |
| 12 Khalid Moore | F 30:36 | 1-2 | 1-1 | 0-2 | 1 2 3 | 5 3 | 3 | 1 | 3 | 0 | 1 0 3 | |
| 1 James Banks III | C 34:57 | 2-5 | 0-0 | 0-4 | 3 2 5 | 4 4 | 4 | 4 | 6 | 0 | 6 0 -14 | |
| 0 Michael Devoe | G 36:50 | 12-21 | 5-7 | 5-7 | 1 8 9 | 1 5 | 34 | 2 | 2 | 2 | 0 0 -7 | |
| 10 Jose Alvarado | G 17:53 | 1-7 | 0-4 | 0-0 | 0 3 3 | 3 0 | 2 | 2 | 0 | 0 | 0 -15 | |
| 11 Bubba Parham | 26:39 | 3-7 | 2-4 | 2-2 | 1 2 3 | 4 2 | 10 | 2 | 1 | 1 | 0 0 7 | |
| 23 Asanti Price | 16:23 | 1-3 | 0-1 | 1-3 | 1 1 2 | 1 2 | 3 | 0 | 3 | 2 | 0 4 | |
| 3 Evan Cole | 09:25 | 1-2 | 0-0 | 2-2 | 0 1 1 | 2 2 | 4 | 0 | 0 | 0 | 0 0 7 | |
| 2 Shembari Phillips | 00:24 | 0-0 | 0-0 | 0-0 | 0 0 0 | 1 0 | 0 | 0 | 0 | 0 | 0 0 -1 | |
| Team | | | | | 3 3 6 | 0 | 0 | | | | | |
| Totals | | 29-62 | 8-19 | 12-23 | 11 30 41 | 25 23 | 78 | 11 | 15 | 6 | 11 1 -4 | |

Shooting By Period

| | | |
|---------|-------|-------|
| 1st FG% | 10-28 | 35.7% |
| 3PT% | 4-10 | 40.0% |
| FT% | 3-10 | 30% |
| 2nd FG% | 19-34 | 55.9% |
| 3PT% | 4-9 | 44.4% |
| FT% | 9-13 | 69.2% |
| GM FG% | 29-62 | 46.8% |
| 3PT% | 8-19 | 42.1% |
| FT% | 12-23 | 52.2% |

Dead Ball Rebounds: 4 0

Georgia - 82

Record: 4-0

| NO. Name | Min | FG M-A | 3P M-A | FT M-A | Rebounds OR DR TOT | Fouls PF FO | TP PP | AS | TO | ST | Blocks BS BA | +/- |
|----------------------|---------|-----------|-----------|-----------|-----------------------|----------------|----------|----|----|----|-----------------|-----|
| 20 Rayshaun Hammonds | F 29:05 | 11-21 | 2-4 | 2-3 | 6 3 9 | 4 4 | 26 | 0 | 1 | 2 | 0 5 4 | |
| 25 Amanze Numezi | F 17:55 | 1-5 | 0-0 | 1-2 | 1 2 3 | 3 1 | 3 | 2 | 0 | 1 | 1 2 15 | |
| 0 Donnell Gresham | G 30:58 | 1-4 | 0-2 | 11-13 | 2 4 6 | 1 8 | 13 | 2 | 0 | 1 | 0 0 -3 | |
| 4 Tyree Crump | G 26:06 | 4-9 | 3-7 | 0-0 | 0 1 1 | 1 1 | 11 | 1 | 2 | 1 | 0 0 2 | |
| 5 Anthony Edwards | 31:40 | 5-15 | 1-3 | 7-11 | 1 7 8 | 1 7 | 18 | 2 | 3 | 1 | 0 1 0 | |
| 10 Toumani Camara | 14:00 | 1-2 | 0-0 | 1-2 | 1 1 2 | 3 1 | 3 | 0 | 0 | 0 | 0 -11 | |
| 15 Salvir Wheeler | 22:05 | 2-4 | 0-0 | 0-0 | 0 2 2 | 3 1 | 4 | 4 | 2 | 0 | 0 0 2 | |
| 24 Rodney Howard | 07:07 | 0-2 | 0-0 | 0-0 | 2 2 3 | 3 1 | 0 | 0 | 0 | 0 | 0 -1 9 | |
| 3 Christian Brown | 06:33 | 0-1 | 0-0 | 0-0 | 0 1 1 | 2 0 | 0 | 0 | 1 | 0 | 0 0 15 | |
| 14 Tye Fagan | 07:15 | 1-1 | 0-0 | 0-0 | 0 1 1 | 0 0 | 2 | 0 | 1 | 2 | 0 0 0 | |
| 30 Mike Peake | 07:16 | 1-1 | 0-0 | 0-0 | 2 1 3 | 2 1 | 2 | 0 | 1 | 0 | 0 0 0 | |
| Team | | | | | 1 4 5 | 0 | 2 | | | | | |
| Totals | | 27-65 | 6-16 | 22-31 | 14 29 43 | 23 25 | 82 | 11 | 13 | 8 | 1 11 4 | |

Shooting By Period

| | | |
|---------|-------|-------|
| 1st FG% | 13-32 | 40.6% |
| 3PT% | 3-7 | 42.9% |
| FT% | 6-9 | 66.7% |
| 2nd FG% | 14-33 | 42.4% |
| 3PT% | 3-9 | 33.3% |
| FT% | 16-22 | 72.7% |
| GM FG% | 27-65 | 41.5% |
| 3PT% | 6-16 | 37.5% |
| FT% | 22-31 | 71.0% |

Dead Ball Rebounds: 3 0

Technical Fouls: NONE

| Biggest lead | GT | | UGA | Points from Turnovers | GT | UGA | Period by Period Scoring |
|------------------|--------------------------|----------------------------|-----|-----------------------|-----|-----|--------------------------|
| | 1st | 2nd | TOT | | 1st | 2nd | |
| Best Scoring Run | 8 (1 st 9:17) | 16 (2 nd 15:50) | | Paint | 36 | 30 | |
| Lead Changes | 8 (1 st 9:17) | 11 (1 st 1:35) | | Second Chance | 13 | 11 | |
| Times Tied | 3 | 5 | | Fast Breaks | 13 | 13 | |
| Time with Lead | 10:24 | 24:39 | | Bench | 17 | 11 | |



2019-20 BOX SCORES

Official Basketball Box Score - Final
Ball St. at Georgia Tech
12/19/20 McCallie Pavilion, Atlanta
2019-20 Men's BasketballGame Time: 7:00 PM
Game Duration: 1:42
Attendance: 4,2

Officials: Ron Groover, Jeff Poir, Trey Stry

Ball St. - 65

Record: 6-4

| NO. Name | Min | FG M-A | 3P M-A | FT M-A | Rebounds OR DR TOT | Fouls PF FD | TP | AS | TO | ST | Blocks BS BA | + |
|-------------------|---------|-----------|-----------|-----------|-----------------------|----------------|----|----|----|----|-----------------|-----------|
| 14 Kyle Mallers | F 31:16 | 4-7 | 3-6 | 0-0 | 0 7 7 | 2 1 11 | 0 | 1 | 2 | 0 | 0 | 17 |
| 25 Tahjaji Teague | F 20:40 | 4-7 | 1-1 | 0-0 | 0 2 2 | 4 0 9 | 6 | 4 | 1 | 2 | 0 | 21 |
| 2 Luke Bumbalough | G 29:19 | 1-7 | 1-7 | 0-0 | 0 2 2 | 2 1 3 | 1 | 0 | 0 | 0 | 0 | 1 |
| 5 Ishmael El-Amin | G 23:27 | 2-6 | 0-2 | 0-0 | 0 3 3 | 3 1 4 | 4 | 2 | 2 | 0 | 1 | 20 |
| 11 Jarmon Coleman | G 27:59 | 7-10 | 3-4 | 0-0 | 0 5 5 | 1 3 17 | 4 | 1 | 1 | 0 | 0 | 31 |
| 1 K.J. Walton | 14:47 | 2-6 | 0-0 | 2-4 | 4 0 4 | 1 2 6 | 0 | 3 | 1 | 0 | 3 | 0 |
| 3 Josh Thompson | 16:28 | 1-1 | 0-0 | 2-5 | 0 0 0 | 0 2 4 | 1 | 3 | 2 | 0 | 0 | -9 |
| 12 Brachen Hazen | 19:09 | 4-6 | 2-3 | 0-0 | 0 3 3 | 4 0 10 | 0 | 3 | 2 | 1 | 0 | 10 |
| 13 Kani Acree | 09:08 | 0-0 | 0-0 | 1-2 | 0 1 1 | 0 1 1 | 1 | 1 | 0 | 0 | 0 | 9 |
| 0 Myrnye Thomas | 02:02 | 0-0 | 0-0 | 0-0 | 0 1 1 | 0 0 0 | 0 | 0 | 0 | 0 | 0 | -10 |
| 4 Lucas Kroft | 02:02 | 0-1 | 0-0 | 0-0 | 0 0 0 | 0 0 0 | 0 | 1 | 0 | 0 | 0 | -10 |
| 34 Ben Hendricks | 02:02 | 0-1 | 0-0 | 0-0 | 0 0 0 | 0 0 0 | 0 | 0 | 0 | 0 | 1 | -10 |
| 44 Blake Huggins | 01:41 | 0-0 | 0-0 | 0-0 | 0 0 0 | 0 0 0 | 0 | 1 | 0 | 0 | 0 | -10 |
| Team | | | | | 1 3 4 | 0 0 | 0 | 0 | | | | |
| Totals | 25:52 | 10-23 | 5-11 | 5 | 27 | 32 | 17 | 11 | 65 | 17 | 20 | 11 3 5 18 |

Technical Fouls: NONE

Georgia Tech - 47

Record: 4-5

| NO. Name | Min | FG M-A | 3P M-A | FT M-A | Rebounds OR DR TOT | Fouls PF FD | TP | AS | TO | ST | Blocks BS BA | + |
|---------------------|---------|-----------|-----------|-----------|-----------------------|----------------|----|----|----|----|-----------------|----------|
| 4 Jordan Usher | F 18:54 | 1-7 | 0-3 | 2-2 | 0 4 4 | 4 1 4 | 0 | 6 | 0 | 1 | 0 | -11 |
| 5 Moses Wright | F 21:04 | 1-3 | 0-1 | 0-0 | 2 2 4 | 1 0 2 | 2 | 3 | 0 | 2 | 0 | -7 |
| 12 Khalid Moore | F 24:54 | 1-4 | 0-0 | 0-2 | 2 2 4 | 1 2 2 | 1 | 6 | 2 | 0 | 0 | -12 |
| 1 James Banks III | C 31:43 | 4-9 | 0-1 | 5-8 | 3 6 9 | 1 9 13 | 1 | 3 | 1 | 2 | 1 | -14 |
| 0 Michael Devoe | G 32:35 | 4-14 | 1-3 | 2-3 | 0 4 4 | 1 3 11 | 0 | 3 | 1 | 0 | 2 | -18 |
| 11 Bubba Parham | 29:00 | 3-7 | 1-3 | 0-0 | 0 1 1 | 0 1 7 | 3 | 1 | 2 | 0 | 0 | -14 |
| 2 Shembani Phillips | 09:23 | 2-2 | 0-0 | 0-0 | 0 0 0 | 0 0 6 | 1 | 0 | 0 | 0 | 0 | 3 |
| 23 Asanti Price | 19:27 | 0-3 | 0-2 | 0-0 | 1 0 1 | 1 1 0 | 1 | 0 | 2 | 0 | 0 | -15 |
| 3 Evan Cole | 13:00 | 1-2 | 0-1 | 0-0 | 0 1 1 | 2 0 2 | 0 | 1 | 1 | 0 | 0 | -2 |
| Team | | | | | 0 2 2 | 0 1 | 0 | 1 | | | | |
| Totals | 17:51 | 4-16 | 9-15 | 8 | 22 | 30 | 11 | 17 | 47 | 9 | 24 | 9 5 3 18 |

Technical Fouls: NONE

| | BSU | GaTech | Period by Period Scoring | | | | | | |
|------------------|---------------------------|---------------------------|--------------------------|-----|--------|-----|--------|-----|----|
| Biggest lead | 30 (2 nd 2:35) | 5 (1 st 16:38) | Points from Turnovers | BSU | GaTech | 1st | 2nd | TOT | |
| Best Scoring Run | 13 (1 st 8:27) | 12 (2 nd 0:16) | Paint | 26 | 20 | BSU | 31 | 34 | 65 |
| Lead Changes | 3 | | Second Chance | 1 | 6 | | GaTech | 15 | 32 |
| Times Tied | 1 | | Fast Breaks | 4 | 10 | | | | |
| Time with Lead | 33:11 | 05:22 | Bench | 21 | 15 | | | | |

| Shooting By Period |
|---------------------------------|
| 1 st FG% 5:22 22.7% |
| 3PT% 1-7 14.3% |
| FT% 4-7 57.1% |
| 2 nd FG% 12:29 41.4% |
| 3PT% 3-9 33.3% |
| FT% 5-8 62.5% |
| GM FG% 17:51 33.3% |
| 3PT% 4-16 25.0% |
| FT% 9-15 60.0% |
| Dead Ball Rebounds: 5, 0 |

Official Basketball Box Score - Final
Georgia Tech at Boise St.
12/22/19 Stan Sheriff Center, Honolulu
2019-20 Men's BasketballGame Time: 10:00 PM
Game Duration: 2:10

Officials: Bill Bril, Rick Bachel, Chris Beaver

Georgia Tech - 74

Record: 5-5

| NO. Name | Min | FG M-A | 3P M-A | FT M-A | Rebounds OR DR TOT | Fouls PF FD | TP | AS | TO | ST | Blocks BS BA | + |
|---------------------|---------|-----------|-----------|-----------|-----------------------|----------------|----|----|----|----|-----------------|----------|
| 4 Jordan Usher | F 30:52 | 6-10 | 1-3 | 5-6 | 2 5 7 | 3 5 18 | 2 | 2 | 1 | 0 | 0 | 22 |
| 5 Moses Wright | F 31:51 | 7-7 | 1-1 | 3-3 | 3 6 9 | 5 3 18 | 0 | 2 | 1 | 3 | 0 | 16 |
| 1 James Banks III | C 21:08 | 1-3 | 0-0 | 2-4 | 2 5 7 | 3 4 4 | 1 | 5 | 0 | 1 | 0 | -2 |
| 0 Michael Devoe | G 32:54 | 6-14 | 0-6 | 1-2 | 0 9 9 | 5 3 13 | 1 | 1 | 1 | 1 | 2 | 5 |
| 10 Jose Alvarado | G 29:32 | 4-13 | 2-7 | 4-4 | 0 1 1 | 1 3 14 | 1 | 4 | 2 | 0 | 0 | 12 |
| 12 Khalid Moore | 24:34 | 1-4 | 0-2 | 0-1 | 2 3 5 | 4 2 2 | 0 | 3 | 1 | 0 | 1 | 0 |
| 11 Bubba Parham | 25:12 | 2-4 | 1-3 | 0-0 | 0 1 1 | 5 1 5 | 0 | 2 | 1 | 0 | 0 | 13 |
| 2 Shembani Phillips | 02:52 | 0-1 | 0-1 | 0-0 | 1 1 2 | 0 0 0 | 0 | 0 | 0 | 0 | 0 | 0 |
| 3 Evan Cole | 01:05 | 0-0 | 0-0 | 0-0 | 0 0 0 | 0 0 0 | 0 | 0 | 0 | 0 | 0 | 0 |
| Team | | | | | 1 1 2 | 0 0 | 0 | 1 | | | | |
| Totals | 27:56 | 5-23 | 15-20 | 11 | 32 | 43 | 26 | 21 | 74 | 5 | 20 | 7 5 3 14 |

Technical Fouls: NONE

Boise St. - 60

Record: 6-5

| NO. Name | Min | FG M-A | 3P M-A | FT M-A | Rebounds OR DR TOT | Fouls PF FD | TP | AS | TO | ST | Blocks BS BA | + |
|----------------------|---------|-----------|-----------|-----------|-----------------------|----------------|----|----|----|----|-----------------|----------|
| 23 RJ Williams | F 21:57 | 2-6 | 0-0 | 2-2 | 0 2 2 | 3 3 6 | 1 | 3 | 1 | 0 | 1 | -9 |
| 24 Abu Kigab | F 28:44 | 4-12 | 2-3 | 7-9 | 1 2 3 | 4 8 17 | 2 | 2 | 0 | 2 | 0 | -10 |
| 00 Marcus Dickinson | G 18:36 | 1-2 | 1-2 | 0-0 | 0 1 1 | 1 3 0 | 2 | 1 | 0 | 0 | 0 | -6 |
| 20 Justinian Jessup | G 37:21 | 1-11 | 1-6 | 0-0 | 1 3 4 | 2 1 3 | 2 | 3 | 0 | 2 | 1 | -17 |
| 21 Derrick Alston | G 37:37 | 6-13 | 2-6 | 2-3 | 0 6 6 | 2 3 16 | 2 | 3 | 1 | 1 | 1 | -14 |
| 25 Robin Jorch | 16:26 | 2-5 | 0-0 | 2-5 | 3 1 4 | 4 7 6 | 1 | 0 | 2 | 0 | 0 | -1 |
| 34 Alex Hobbs | 28:44 | 3-5 | 0-0 | 3-3 | 1 2 3 | 4 3 9 | 1 | 2 | 1 | 0 | 0 | -8 |
| 1 Marcus Shaver Jr. | 00:23 | 0-0 | 0-0 | 0-0 | 0 0 0 | 0 0 0 | 0 | 0 | 0 | 0 | 0 | 0 |
| 4 Alex Hobbs | 06:10 | 0-3 | 0-3 | 0-0 | 0 0 0 | 0 0 0 | 0 | 1 | 0 | 1 | 0 | 0 |
| 12 Max Rice | 03:13 | 0-0 | 0-0 | 0-0 | 0 0 0 | 2 0 0 | 0 | 0 | 0 | 0 | 0 | -5 |
| 11 Riley Abercrombie | 00:49 | 0-0 | 0-0 | 0-0 | 0 0 0 | 0 0 0 | 0 | 0 | 0 | 0 | 0 | -1 |
| Team | | | | | 2 2 4 | 0 0 | 0 | 0 | | | | |
| Totals | 19:57 | 6-20 | 16-22 | 8 | 19 | 27 | 21 | 26 | 60 | 9 | 16 | 9 3 5 14 |

Technical Fouls: NONE

Technical Rules: None

| | GTE | BSU |
|------------------|----------------------------|---------------------------|
| Biggest lead | 15 (2 nd 8:07) | 8 (2 nd 19:02) |
| Best Scoring Run | 12 (2 nd 10:47) | 6 (2 nd 19:02) |
| Lead Changes | | |
| Times Tied | 4 | |
| Time with Lead | 20:26 | 15:55 |

| Points from Turnovers | GTE | BSU |
|-----------------------|-----|-----|
| | 15 | 19 |
| Paint | 30 | 20 |
| Second Chance | 11 | 7 |
| Fast Breaks | 9 | 8 |
| Bench | 7 | 15 |

| Period by Period Scoring | | | |
|--------------------------|-----|-----|-----|
| | 1st | 2nd | TOT |
| GTE | 26 | 48 | 74 |
| BSU | 31 | 29 | 60 |

Official Basketball Box Score - Final
Houston at Georgia Tech
12/24/19 Stan Sheriff Center, Honolulu
2019-20 Men's BasketballGame Time: 12:30 AM
Game Duration: 1:59
Attendance: 5,585

Officials: Keith Kimble, Tony Padilla, Owen Short

Houston - 70

Record: 9-3

| NO. Name | Min | FG M-A | 3P M-A | FT M-A | Rebounds OR DR TOT | Fouls PF FD | TP | AS | TO | ST | Blocks BS BA | + |
|--------------------|---------|-----------|-----------|-----------|-----------------------|----------------|----|----|----|----|-----------------|----------|
| 35 Fabian White Jr | F 32:00 | 6-11 | 0-0 | 3-3 | 6 6 12 | 4 2 15 | 2 | 2 | 0 | 0 | 0 | -2 |
| 55 Brison Gresham | F 21:07 | 0-1 | 0-0 | 0-0 | 2 1 3 | 1 0 0 | 0 | 0 | 0 | 0 | 2 | 0 |
| 2 Caleb Mills | G 30:55 | 4-11 | 2-6 | 2-2 | 0 3 3 | 1 1 12 | 3 | 3 | 0 | 0 | 0 | 2 |
| 11 Nate Hinton | G 31:55 | 2-5 | 0-3 | 3-3 | 3 6 9 | 4 2 7 | 1 | 2 | 0 | 0 | 0 | 16 |
| 24 Quentin Grimes | G 36:52 | 10-15 | 2-5 | 4-9 | 0 1 1 | 5 1 7 | 26 | 1 | 3 | 0 | 0 | 11 |
| 1 Chris Harris Jr. | 16:44 | 1-5 | 0-0 | 1-1 | 4 1 5 | 3 1 3 | 0 | 1 | 0 | 0 | 0 | 9 |
| 3 DeJon Jarreau | 22:47 | 3-9 | 0-1 | 1-1 | 1 3 4 | 2 6 7 | 2 | 4 | 1 | 0 | 0 | 6 |
| 4 Justin Gorham | 08:00 | 0-1 | 0-0 | 0-0 | 0 0 0 | 1 0 0 | 0 | 1 | 0 | 0 | 0 | 13 |
| Team | | | | | 0 1 1 | 0 0 | 0 | 0 | | | | |
| Totals | 26:58 | 4-15 | 14-19 | 16 | 26 | 42 | 17 | 19 | 70 | 10 | 15 | 1 2 2 11 |

Technical Fouls: NONE

Georgia Tech - 59

Record: 5-6

| NO. Name | Min | FG M-A | 3P M-A | FT M-A | Rebounds OR DR TOT | Fouls PF FD | TP | AS | TO | ST | Blocks BS BA | + |
|-------------------|---------|-----------|-----------|-----------|-----------------------|----------------|----|----|----|----|-----------------|----------|
| 4 Jordan Usher | F 35:43 | 4-12 | 0-3 | 2-2 | 0 4 4 | 3 2 10 | 1 | 3 | 0 | 0 | 0 | -7 |
| 5 Moses Wright | F 37:23 | 7-15 | 0-3 | 5-6 | 4 6 10 | 2 3 19 | 0 | 1 | 1 | 1 | 0 | -10 |
| 1 James Banks III | C 29:42 | 2-5 | 0-0 | 2-6 | 1 4 5 | 5 6 0 | 2 | 0 | 2 | 0 | 1 | -5 |
| 0 Michael Devoe | G 33:38 | 5-9 | 2-3 | 5-6 | 1 1 2 | 3 3 17 | 1 | 2 | 0 | 0 | 1 | -13 |
| 10 Jose Alvarado | G 35:48 | 2-5 | 1-3 | 2-2 | 0 0 0 | 4 3 7 | 4 | 0 | 2 | 0 | 0 | -5 |
| 12 Khalid Moore | 17:48 | 0-5 | 0-2 | 0-0 | 0 0 0 | 1 0 0 | 1 | 0 | 2 | 0 | 0 | -6 |
| 11 Bubba Parham | 09:58 | 0-3 | 0-1 | 0-0 | 0 0 1 | 1 1 0 | 0 | 0 | 1 | 0 | 0 | -9 |
| Team | | | | | 1 2 3 | 0 0 | 0 | 1 | | | | |
| Totals | 20:54 | 3-15 | 16-22 | 7 | 18 | 25 | 19 | 17 | 59 | 7 | 9 | 6 2 2 11 |

Technical Fouls: NONE

Technical Periods: NONE

| | HOU | GTE | | | | | | | |
|------------------|---------------------------|---------------------------|-----------------------|-----|-----|--------------------------|-----|-----|-----|
| Biggest lead | 13 (1 st 0:06) | 0 (1 st 20:00) | Points from Turnovers | HOU | GTE | Period by Period Scoring | | | |
| Best Scoring Run | 7 (2 nd 2:37) | 7 (1 st 15:11) | Paint | 28 | 22 | HOU | 1st | 2nd | TOT |
| Lead Changes | | | Second Chance | 13 | 11 | | 43 | 27 | 70 |
| Times Tied | 0 | | Fast Breaks | 6 | 13 | GTE | 32 | 27 | 59 |
| Time with Lead | 39:23 | 00:00 | Bench | 10 | 0 | | | | |

| Shooting By Period |
|---------------------------------|
| 1 st FG% 12:28 42.9% |
| 3PT% 2-7 28.6% |
| FT% 6-10 60% |
| 2 nd FG% 8:26 30.8% |
| FT% 10-12 83.3% |
| GM FG% 20:54 37.0% |
| 3PT% 3-15 20.0% |
| FT% 16-22 72.7% |
| Dead Ball Rebounds: 5, 1 |

Official Basketball Box Score - Final
Georgia Tech at Hawaii
12/25/19 Stan Sheriff Center, Honolulu
2019-20 Men's BasketballGame Time: 1:30 PM
Game Duration: 2:05

Officials: Darron George, Owen Short, Shane Staggs


Georgia Tech - 70

Record: 6-6

| NO. Name | Min | FG M-A | 3P M-A | FT M-A | Rebounds OR DR TOT | Fouls PF FD | TP | AS | TO | ST | Blocks BS BA | + |
|---------------------|---------|-----------|-----------|-----------|-----------------------|----------------|----|----|----|----|-----------------|----|
| 4 Jordan Usher | F 23:52 | 3-8 | 0-0 | 2-2 | 1 2 3 | 4 1 8 | 1 | 5 | 0 | 0 | 0 | -3 |
| 5 Moses Wright | F 28:47 | 7-11 | 0-0 | 2-3 | 1 2 3 | 3 4 16 | 0 | 1 | 2 | 0 | 0 | 13 |
| 1 James Banks III | C 21:59 | 3-5 | 0-0 | 5-9 | 2 4 6 | 4 4 11 | 0 | 1 | 2 | 0 | 0 | 19 |
| 0 Michael Devoe | G 38:31 | 6-12 | 2-5 | 4-4 | 0 1 1 | 2 2 18 | 4 | 4 | 4 | 0 | 0 | 18 |
| 10 Jose Alvarado | G 34:40 | 2-6 | 0-2 | 4-4 | 1 4 5 | 3 5 8 | 4 | 1 | 3 | 0 | 0 | 16 |
| 12 Khalid Moore | 16:20 | 0-2 | 0-0 | 0-0 | 0 6 6 | 1 0 0 | 0 | 1 | 0 | 0 | 0 | 0 |
| 11 Bubba Parham | 29:47 | 3-4 | 0-0 | 1-2 | 0 3 3 | 3 3 7 | 0 | 0 | 1 | 0 | 1 | 23 |
| 2 Shembari Phillips | 02:49 | 0-1 | 0-1 | 0-0 | 0 0 0 | 1 0 0 | 0 | 0 | 0 | 0 | 0 | -3 |
| 3 Evan Cole | 01:17 | 0-0 | 0-0 | 0-0 | 0 1 1 | 0 0 0 | 0 | 0 | 0 | 0 | 0 | 0 |
| 14 David Danko | 00:56 | 0-0 | 0-0 | 0-0 | 0 1 1 | 0 0 0 | 0 | 0 | 0 | 0 | 0 | 0 |
| 13 Coleman Boyd | 00:31 | 1-1 | 0-0 | 0-0 | 0 0 0 | 0 0 0 | 2 | 0 | 0 | 0 | 0 | 0 |
| 45 Shaheed Medlock | 00:31 | 0-0 | 0-0 | 0-0 | 0 0 0 | 1 0 0 | 0 | 0 | 0 | 0 | 0 | 0 |
| Team | | | | | 0 1 1 | | 0 | 1 | | | | |
| Totals | | 25-50 | 2-10 | 18-23 | 5 24 29 | 22 19 70 | 9 | 14 | 12 | 1 | 1 | 17 |

2019-20 BOX SCORES

| | | | | | | | | | | | | | | | | | |
|---|---------|--------|--------|--------|--------------------|-------------|----|----|----|----|--------------|-----|--------------------|---------------------|---|---------------|--|
| Official Basketball Box Score - Final | | | | | | | | | | | | | | | Game Time: 12:00 PM | | |
| Georgia Tech at Florida State | | | | | | | | | | | | | | | Game Duration: 2:07 | | |
| 12/31/19 Donald L. Tucker Center, Tallahassee | | | | | | | | | | | | | | | Attendance: 6,633 | | |
| 2019-20 FSU Men's Basketball | | | | | | | | | | | | | | | Officials: Roger Ayers, Tony Henderson, Lamar Simpson | | |
| Georgia Tech - 58 | | | | | | | | | | | | | | | Record: 6-7 (1-2) | | |
| NO. Name | Min | FG M-A | 3P M-A | FT M-A | Rebounds OR DR TOT | Fouls PF FO | TP | AS | TO | ST | Blocks BS BA | +/- | Shooting By Period | | | | |
| 4 Jordan Usher | F 30:32 | 4-11 | 0-4 | 3-3 | 0 1 1 | 3 4 | 11 | 3 | 3 | 0 | 0 | 0 | -6 | 1st FG% 11-29 37.9% | 3PT% 4-11 36.4% | FT% 3-5 60% | |
| 5 Moses Wright | F 36:27 | 6-13 | 1-3 | 0-0 | 1 9 10 | 3 0 | 13 | 0 | 6 | 2 | 2 | 3 | -11 | 2nd FG% 11-26 42.3% | 3PT% 4-11 36.4% | FT% 3-5 60% | |
| 1 James Banks III | C 32:29 | 3-4 | 0-0 | 2-3 | 2 4 6 | 3 1 | 8 | 0 | 2 | 1 | 1 | 1 | -10 | 1st FG% 11-26 42.3% | 3PT% 4-11 36.4% | FT% 3-5 60% | |
| 0 Michael Devroe | G 38:51 | 6-13 | 6-8 | 1-2 | 0 3 3 | 1 5 | 19 | 3 | 4 | 0 | 0 | 3 | -11 | 2nd FG% 11-26 42.3% | 3PT% 4-11 36.4% | FT% 3-5 60% | |
| 10 Jose Alvarado | G 39:02 | 2-10 | 0-4 | 0-0 | 0 2 2 | 1 2 | 4 | 5 | 3 | 3 | 0 | 1 | -10 | 1st FG% 11-26 42.3% | 3PT% 4-11 36.4% | FT% 3-5 60% | |
| 23 Asanti Price | 01:55 | 0-1 | 0-0 | 0-0 | 0 0 0 | 0 0 | 0 | 0 | 0 | 0 | 0 | 0 | -8 | 2nd FG% 11-26 42.3% | 3PT% 4-11 36.4% | FT% 3-5 60% | |
| 11 Bubba Parham | 18:43 | 1-3 | 1-3 | 0-0 | 1 1 2 | 0 0 | 3 | 4 | 2 | 0 | 0 | 0 | -8 | 1st FG% 11-26 42.3% | 3PT% 4-11 36.4% | FT% 3-5 60% | |
| 12 Khalid Moore | 02:01 | 0-0 | 0-0 | 0-0 | 0 0 0 | 0 0 | 0 | 0 | 0 | 1 | 0 | 0 | -4 | 2nd FG% 11-26 42.3% | 3PT% 4-11 36.4% | FT% 3-5 60% | |
| Team | | | | | 6 3 9 | 0 | 0 | 0 | 0 | 0 | 0 | 0 | | 1st FG% 11-29 37.9% | 3PT% 4-11 36.4% | FT% 3-5 60% | |
| Totals | | 22-55 | 8-22 | 6-8 | 10 23 33 | 11 12 | 58 | 15 | 20 | 7 | 3 | 9 | -12 | 2nd FG% 11-26 42.3% | 3PT% 4-11 36.4% | FT% 3-5 60% | |
| Technical Fouls: NONE | | | | | | | | | | | | | | | Dead Ball Rebounds: 2 | | |
| Florida State - 70 | | | | | | | | | | | | | | | Record: 12-2 (2-1) | | |
| NO. Name | Min | FG M-A | 3P M-A | FT M-A | Rebounds OR DR TOT | Fouls PF FO | TP | AS | TO | ST | Blocks BS BA | +/- | Shooting By Period | | | | |
| 1 RaiQuan Gray | F 24:15 | 1-4 | 0-0 | 2-4 | 1 1 2 | 4 2 | 4 | 1 | 5 | 1 | 2 | 0 | 5 | 1st FG% 13-33 39.4% | 3PT% 3-9 33.3% | FT% 2-3 66.7% | |
| 10 Malik Osborne | F 21:57 | 3-5 | 1-1 | 0-0 | 0 4 4 | 1 0 | 7 | 2 | 0 | 2 | 1 | 1 | 2 | 2nd FG% 16-30 53.3% | 3PT% 3-9 33.3% | FT% 2-3 66.7% | |
| 2 Anthony Polite | G 28:43 | 2-8 | 2-4 | 2-2 | 1 3 4 | 1 2 | 8 | 2 | 2 | 2 | 0 | 1 | 5 | 1st FG% 13-33 39.4% | 3PT% 3-9 33.3% | FT% 2-3 66.7% | |
| 3 Trent Forrest | G 35:23 | 4-11 | 0-2 | 0-0 | 0 3 3 | 2 1 | 8 | 6 | 1 | 1 | 2 | 0 | 5 | 2nd FG% 16-30 53.3% | 3PT% 3-9 33.3% | FT% 2-3 66.7% | |
| 24 Devin Vassel | G 34:01 | 6-13 | 2-5 | 0-0 | 2 7 9 | 2 1 | 14 | 1 | 1 | 2 | 1 | 0 | 14 | 1st FG% 13-33 39.4% | 3PT% 3-9 33.3% | FT% 2-3 66.7% | |
| 4 Patrick Williams | 25:41 | 6-9 | 0-1 | 0-0 | 3 1 4 | 1 1 | 12 | 0 | 1 | 1 | 2 | 1 | 8 | 2nd FG% 16-30 53.3% | 3PT% 3-9 33.3% | FT% 2-3 66.7% | |
| 0 RayQuan Evans | 09:54 | 1-3 | 1-2 | 0-0 | 1 1 1 | 0 1 | 3 | 2 | 0 | 0 | 0 | 0 | 8 | 1st FG% 13-33 39.4% | 3PT% 3-9 33.3% | FT% 2-3 66.7% | |
| 5 Balsa Koprivica | 01:58 | 1-1 | 0-0 | 1-1 | 1 1 2 | 0 1 | 3 | 0 | 0 | 1 | 0 | 0 | 3 | 2nd FG% 16-30 53.3% | 3PT% 3-9 33.3% | FT% 2-3 66.7% | |
| 31 Wyatt Wilkes | 02:10 | 0-1 | 0-1 | 0-0 | 0 0 0 | 1 0 | 0 | 0 | 1 | 0 | 0 | 0 | 4 | 1st FG% 13-33 39.4% | 3PT% 3-9 33.3% | FT% 2-3 66.7% | |
| 15 Dominik Olejniczak | 14:33 | 4-6 | 0-0 | 1-2 | 1 1 2 | 0 2 | 9 | 2 | 1 | 1 | 1 | 0 | 7 | 2nd FG% 16-30 53.3% | 3PT% 3-9 33.3% | FT% 2-3 66.7% | |
| 11 Nathanael Jack | 01:25 | 1-2 | 0-1 | 0-0 | 0 0 0 | 0 0 | 2 | 0 | 0 | 0 | 0 | 0 | -1 | 1st FG% 13-33 39.4% | 3PT% 3-9 33.3% | FT% 2-3 66.7% | |
| Team | | | | | 1 1 2 | 0 | 0 | 0 | 0 | 0 | 0 | 0 | | 2nd FG% 16-30 53.3% | 3PT% 3-9 33.3% | FT% 2-3 66.7% | |
| Totals | | 29-63 | 6-17 | 6-9 | 10 23 33 | 12 11 | 70 | 16 | 12 | 11 | 9 | 3 | 12 | 1st FG% 13-33 39.4% | 3PT% 3-9 33.3% | FT% 2-3 66.7% | |
| Technical Fouls: NONE | | | | | | | | | | | | | | | Dead Ball Rebounds: 3 | | |
| Biggest lead | | | | | | | | | | | | | | | 2 (1st 8:51), 14 (2nd 0:57) | | |
| Best Scoring Run | | | | | | | | | | | | | | | 4 (1st 10:11), 5 (2nd 9:50) | | |
| Lead Changes | | | | | | | | | | | | | | | 2 | | |
| Times Tied | | | | | | | | | | | | | | | 9 | | |
| Time with Lead | | | | | | | | | | | | | | | 01:37 32:17 | | |
| Points from | | | | | | | | | | | | | | | GT, FSU | | |
| Turnovers | | | | | | | | | | | | | | | 10 14 | | |
| Paint | | | | | | | | | | | | | | | 24 36 | | |
| Second Chance | | | | | | | | | | | | | | | 7 10 | | |
| Fast Breaks | | | | | | | | | | | | | | | 10 8 | | |
| Bench | | | | | | | | | | | | | | | 3 29 | | |
| Period by Period Scoring | | | | | | | | | | | | | | | 1st 2nd TOT | | |
| GT. | | | | | | | | | | | | | | | 29 29 58 | | |
| FSU | | | | | | | | | | | | | | | 31 39 70 | | |



Official Basketball Box Score - Final

Duke at Georgia Tech

01/09/20 McCamish Pavilion, Atlanta

2019-20 Men's Basketball

Game Time: 2:00 AM

Game Duration: 2:06

Attendance: 8,600

Officials: Bill Covington Jr., Michael Roberts, Jeffrey Anderson

Duke - 73

Record: 14-1 (4-0)

| NO. Name | Min | FG M-A | 3P M-A | FT M-A | Rebounds OR DR TOT | Fouls PF FO | TP | AS | TO | ST | Blocks BS BA | +/- |
|--------------------|---------|--------|--------|--------|--------------------|-------------|----|----|----|----|--------------|-----|
| 13 Joey Baker | F 04:23 | 0-0 | 0-0 | 0-0 | 0 0 0 | 1 0 | 0 | 0 | 1 | 0 | 0 0 3 | 3 |
| 21 Matthew Hurt | F 32:59 | 4-13 | 3-7 | 0-0 | 2 4 6 | 2 0 | 11 | 1 | 1 | 0 | 2 3 1 | 4 |
| 1 Vernon Carey | C 24:35 | 6-14 | 0-0 | 2-3 | 2 4 6 | 3 4 | 14 | 0 | 4 | 0 | 0 2 4 | 4 |
| 2 Cassius Stanley | G 27:01 | 6-9 | 0-1 | 2-3 | 1 2 3 | 4 4 | 14 | 1 | 1 | 1 | 1 1 14 | 4 |
| 3 Tre Jones | G 39:17 | 5-7 | 1-1 | 5-10 | 2 6 8 | 2 7 | 16 | 7 | 4 | 3 | 1 0 8 | 8 |
| 14 Jordan Kodjov | 36:47 | 1-2 | 0-0 | 0-0 | 0 0 0 | 2 2 | 2 | 2 | 1 | 3 | 0 0 9 | 9 |
| 15 Alex O'Connell | 13:20 | 4-6 | 1-2 | 0-1 | 0 1 1 | 0 1 | 9 | 0 | 1 | 1 | 0 0 -2 | 2 |
| 12 Javin DeLaurier | 14:37 | 1-1 | 0-0 | 2-2 | 0 3 3 | 3 2 | 4 | 2 | 0 | 0 | 2 0 0 | 0 |
| 41 Jack White | 07:01 | 1-2 | 1-1 | 0-0 | 0 0 0 | 0 0 | 3 | 0 | 0 | 0 | 1 1 8 | 8 |
| Team | | | | | 0 3 3 | 0 | 0 | 1 | 0 | 0 | 0 0 0 | 0 |
| Totals | | 28-54 | 6-12 | 11-21 | 7 23 30 | 17 18 | 73 | 13 | 14 | 8 | 7 7 9 | 9 |

Technical Fouls: NONE

Shooting By Period

| | | |
|---------|-------|-------|
| 1st FG% | 17-32 | 53.1% |
| 3PT% | 4-9 | 44.4% |
| FT% | 2-4 | 50% |
| 2nd FG% | 11-22 | 50.0% |
| 3PT% | 2-3 | 66.7% |
| FT% | 9-17 | 52.9% |
| GM FG% | 28-54 | 51.9% |
| 3PT% | 6-12 | 50.0% |
| FT% | 11-21 | 52.4% |

Dead Ball Rebounds: 4 2

Georgia Tech - 64

Record: 7-8 (2-3)

| NO. Name | Min | FG M-A | 3P M-A | FT M-A | Rebounds OR DR TOT | Fouls PF FO | TP | AS | TO | ST | Blocks BS BA | +/- |
|-------------------|---------|--------|--------|--------|--------------------|-------------|----|----|----|----|--------------|-----|
| 4 Jordan Usher | F 20:34 | 0-4 | 0-1 | 0-0 | 0 1 1 | 1 1 | 0 | 1 | 1 | 0 | 0 1 7 | 7 |
| 5 Moses Wright | F 32:36 | 5-17 | 0-2 | 2-3 | 4 6 10 | 4 3 | 12 | 3 | 2 | 1 | 0 3 2 | 2 |
| 1 James Banks III | C 36:33 | 5-13 | 0-0 | 4-4 | 7 8 15 | 4 4 | 14 | 0 | 2 | 1 | 7 1 1 | 1 |
| 0 Michael Devoe | G 38:35 | 3-11 | 1-6 | 5-6 | 0 1 1 | 3 5 | 12 | 4 | 4 | 4 | 0 0 -10 | -10 |
| 10 Jose Alvarado | G 36:00 | 7-12 | 2-4 | 2-2 | 0 1 1 | 3 4 | 18 | 5 | 4 | 2 | 0 1 -3 | -3 |
| 3 Evan Cole | 08:18 | 1-2 | 0-0 | 0-0 | 0 1 1 | 0 0 | 2 | 0 | 0 | 0 | 0 1 -15 | -15 |
| 11 Bubba Parham | 24:46 | 2-4 | 2-3 | 0-0 | 2 4 6 | 3 0 | 6 | 0 | 2 | 0 | 0 0 -13 | -13 |
| 12 Khalid Moore | 02:38 | 0-1 | 0-0 | 0-0 | 0 0 0 | 0 0 | 0 | 0 | 0 | 0 | 0 0 -9 | -9 |
| Team | | | | | 3 1 4 | 0 | 0 | 2 | 0 | 0 | 0 0 0 | 0 |
| Totals | | 23-64 | 5-16 | 13-15 | 16 23 39 | 18 17 | 64 | 13 | 17 | 8 | 7 7 -9 | -9 |

Technical Fouls: NONE

Shooting By Period

| | | |
|---------|-------|-------|
| 1st FG% | 10-28 | 35.7% |
| 3PT% | 1-7 | 14.3% |
| FT% | 8-9 | 88.9% |
| 2nd FG% | 13-36 | 36.1% |
| 3PT% | 4-9 | 44.4% |
| FT% | 5-6 | 83.3% |
| GM FG% | 23-64 | 35.9% |
| 3PT% | 5-16 | 31.5% |
| FT% | 13-15 | 86.7% |

Dead Ball Rebounds: 2 2

Biggest lead

12 (1st 3:46) 8 (1st 14:04)

Best Scoring Run

12 (1st 3:46) 11 (2nd 11:37)

Lead Changes

7

Times Tied

5

Time with Lead

22:13 15:38

Points from


Duke Georgia Tech

| | | |
|---------------|----|----|
| Turnovers | 18 | 14 |
| Paint | 38 | 36 |
| Second Chance | 7 | 14 |
| Fast Breaks | 21 | 13 |
| Benches | 18 | 8 |

Period by Period Scoring

| | 1st | 2nd | TOT |
|--------------|-----|-----|-----|
| Duke | 40 | 33 | 73 |
| Georgia Tech | 29 | 35 | 64 |

GAME NOTES



Virginia at Georgia Tech

01/19/20 McCamish Pavilion, Atlanta

2019-20 Men's Basketball

Game Date: 1/31 AM

Game Duration: 2:08

Attendance: 7,314

Officials: Bert Smith, Mark Schnur, Nathan Farrell

Virginia - 63

Record: 12-5 (4-3)

| NO. | Name | | Min | FG M-A | FG A-M | FT M-A | Rebounds OR DR TOTL | Fouls PF F-D | TP | AS | TO | ST | Blocks BS BA | +/- |
|--------|--------------------|---|-------|-----------|-----------|-----------|------------------------|-----------------|----|----|----|----|-----------------|-----|
| 25 | Mamad Diakite | F | 32:12 | 6-14 | 0-1 | 5-6 | 2 4 6 | 3 8 | 17 | 0 | 5 | 0 | 2 0 7 | |
| 30 | Jay Huff | F | 34:24 | 7-10 | 1-1 | 2-2 | 5 3 8 | 3 1 | 17 | 2 | 1 | 0 | 6 1 17 | |
| 0 | Khiel Clark | G | 40:00 | 3-7 | 0-2 | 1-4 | 0 3 3 | 1 4 | 7 | 7 | 2 | 2 | 0 0 5 | |
| 2 | Braxton Key | G | 38:40 | 5-10 | 0-2 | 0-4 | 3 3 6 | 1 5 | 10 | 6 | 2 | 3 | 0 0 0 | |
| 53 | Tomas Woldstensaee | G | 31:28 | 3-8 | 3-7 | 0-0 | 0 2 2 | 3 0 | 9 | 2 | 3 | 1 | 0 7 | |
| 13 | Cassie Morsell | | 04:18 | 0-0 | 0-0 | 0-0 | 0 1 1 | 1 0 | 0 | 0 | 0 | 0 | -3 | |
| 23 | Kody Stattmann | | 18:58 | 1-4 | 1-3 | 0-0 | 0 0 0 | 1 1 | 3 | 0 | 0 | 0 | 0 -8 | |
| Team | | | | | | | 1 3 4 | | 0 | 1 | | | | |
| Totals | | | | 25-53 | 5-16 | 8-16 | 11 19 30 | 13 19 | 63 | 17 | 12 | 8 | 9 1 5 | |

Shooting By Period

1st FG% 13-27 48.1%

3PT% 3-6 50.0%

FT% 4-7 57.1%

2nd FG% 12-26 46.2%

3PT% 2-10 20.0%

FT% 4-9 44.4%

GM FG% 25-53 47.2%

3PT% 5-16 31.3%

FT% 8-16 50.0%

Dead Ball Rebounds: 2, 9

Georgia Tech - 58

Record: 8-10 (3-5)

| NO. | Name | | Min | FG M-A | FG A-M | 3P M-A | FT M-A | Rebounds OR DR TOTL | Fouls PF F-D | TP | AS | TO | ST | Blocks BS BA | +/- |
|--------|-----------------|---|-------|-----------|-----------|-----------|-----------|------------------------|-----------------|----|----|----|----------|-----------------|-----|
| 4 | Jordan Usher | F | 19:57 | 2-4 | 1-1 | 1-4 | 0 1 1 | 2 2 | 6 | 1 | 3 | 0 | 0 1 -8 | | |
| 5 | Moses Wright | F | 32:26 | 3-10 | 1-2 | 0-0 | 0 5 5 | 3 1 | 7 | 1 | 3 | 2 | 0 1 -11 | | |
| 1 | James Banks III | C | 35:58 | 5-9 | 0-0 | 0 | 0 3 6 | 9 4 | 1 | 10 | 5 | 3 | 3 1 3 -3 | | |
| 0 | Michael Devoe | G | 34:17 | 3-3 | 0-0 | 0-0 | 1 4 5 | 1 4 | 6 | 4 | 5 | 0 | 0 -13 | | |
| 10 | Jose Alvarado | G | 35:01 | 8-14 | 2-7 | 2-3 | 1 1 2 | 4 3 | 20 | 2 | 2 | 2 | 0 1 0 | | |
| 11 | Bubba Parham | | 27:08 | 1-4 | 1-3 | 0-0 | 1 3 4 | 4 1 | 3 | 2 | 2 | 2 | 0 1 3 | | |
| 3 | Evan Cole | L | 15:13 | 3-6 | 0-1 | 0-2 | 1 3 4 | 1 1 | 6 | 1 | 0 | 0 | 0 2 7 | | |
| Team | | | | | | | 1 0 1 | | 0 | 0 | | | | | |
| Totals | | | | 25-50 | 5-14 | 3-9 | 8 23 31 | 19 13 | 58 | 16 | 18 | 9 | 1 9 5 | | |

Shooting By Period

1st FG% 11-18 61.1%

3PT% 2-4 50.0%

FT% 1-2 50%

2nd FG% 14-32 43.8%

3PT% 3-10 30.0%

FT% 2-7 28.6%

GM FG% 25-50 50.0%

3PT% 5-14 35.7%

FT% 3-9 33.3%

Dead Ball Rebounds: 4, 9

Technical Fouls:NONE

| UVA | | GeTech | Points from | | UVA | GeTech | Period by Period Scoring | | |
|------------------|----------------------------|---------------------------|---------------|----|-----|--------|--------------------------|----|----|
| Biggest lead | 14 (2 nd 14:47) | 3 (1 st 17:17) | Turnovers | 14 | 19 | | | | |
| Best Scoring Run | 6 (1 st 15:23) | 9 (2 nd 8:15) | Paint | 32 | 32 | | | | |
| Lead Changes | 2 | | Second Chance | 10 | 12 | UVA | 33 | 30 | 63 |
| Times Tied | 3 | | Fast Breaks | 8 | 2 | GeTech | 25 | 33 | 58 |
| Time with Lead | 35:35 | 01:13 | Bench | 3 | 9 | | | | |

MISCELLANEOUS

Starting Lineups

| Game | Opponent | Result | C | F | G/F | G | G | Lineup# | Record |
|------|-------------------|---------------|-----------|--------|-------|----------|-------|---------|--------|
| N5 | at NC State | W, 82-81 (ot) | Banks III | Wright | Moore | Alvarado | Devoe | 1 | 1-0 |
| N11 | ELON | W, 64-41 | Banks III | Wright | Moore | Parham | Devoe | 2 | 1-0 |
| N20 | at Georgia | L, 78-82 | Banks III | Wright | Moore | Alvarado | Devoe | 1 | 1-1 |
| N25 | ARKANSAS | L, 61-62 (ot) | Banks III | Wright | Moore | Parham | Devoe | 2 | 1-1 |
| D1 | BETHUNE-COOKMAN | W, 68-65 | Cole | Wright | Moore | Parham | Devoe | 3 | 1-0 |
| D4 | NEBRASKA | W, 73-56 | Cole | Wright | Moore | Parham | Devoe | 3 | 2-0 |
| D7 | SYRACUSE | L, 63-97 | Banks III | Wright | Moore | Parham | Devoe | 2 | 1-2 |
| D14 | at Kentucky | L, 53-67 | Banks III | Wright | Moore | Parham | Devoe | 2 | 1-3 |
| D18 | BALL STATE | L, 47-65 | Banks III | Wright | Moore | Usher | Devoe | 4 | 0-1 |
| D22 | vs. Boise State | W, 74-60 | Banks III | Wright | Usher | Alvarado | Devoe | 5 | 1-0 |
| D23 | vs. Houston | L, 59-70 | Banks III | Wright | Usher | Alvarado | Devoe | 5 | 1-1 |
| D25 | at Hawai'i | W, 70-53 | Banks III | Wright | Usher | Alvarado | Devoe | 5 | 2-1 |
| D31 | at Florida State | L, 58-70 | Banks III | Wright | Usher | Alvarado | Devoe | 5 | 2-2 |
| J4 | at North Carolina | W, 96-83 | Banks III | Wright | Usher | Alvarado | Devoe | 5 | 3-2 |
| J8 | DUKE | L, 64-73 | Banks III | Wright | Usher | Alvarado | Devoe | 5 | 3-3 |
| J11 | at Boston College | W, 71-52 | Banks III | Wright | Usher | Alvarado | Devoe | 5 | 4-3 |
| J15 | NOTRE DAME | L, 74-78 | Banks III | Wright | Usher | Alvarado | Devoe | 5 | 4-4 |
| J18 | VIRGINIA | L, 58-63 | Banks III | Wright | Usher | Alvarado | Devoe | 5 | 4-5 |
| J22 | at Louisville | | | | | | | | |
| J25 | NC STATE | | | | | | | | |
| J28 | MOREHOUSE | | | | | | | | |
| F1 | at Notre Dame | | | | | | | | |
| F4 | VIRGINIA TECH | | | | | | | | |
| F8 | at Pittsburgh | | | | | | | | |
| F12 | LOUISVILLE | | | | | | | | |
| F19 | at Wake Forest | | | | | | | | |
| F22 | at Syracuse | | | | | | | | |
| F25 | CLEMSON | | | | | | | | |
| F29 | MIAMI | | | | | | | | |
| M4 | PITTSBURGH | | | | | | | | |
| M6 | at Clemson | | | | | | | | |

Specialty Stats (GT/Opp)

| Game | Opponent | Paint | OffT0 | 2ndCh | FBreak | Bench |
|------|-------------------|-------|-------|-------|--------|-------|
| N5 | at NC State | 36/28 | 17/15 | 6/10 | 27/15 | 7/20 |
| N11 | ELON | 20/16 | 16/11 | 5/13 | 18/3 | 16/12 |
| N20 | at Georgia | 36/30 | 17/18 | 13/11 | 13/13 | 17/11 |
| N25 | ARKANSAS | 34/20 | 11/18 | 12/0 | 12/19 | 10/0 |
| D1 | BETHUNE-COOKMAN | 38/30 | 15/15 | 8/16 | 6/4 | 12/7 |
| D4 | NEBRASKA | 48/30 | 18/10 | 7/5 | 16/15 | 10/13 |
| D7 | SYRACUSE | 26/24 | 21/20 | 12/13 | 10/21 | 12/12 |
| D14 | at Kentucky | 32/26 | 14/16 | 5/11 | 6/10 | 9/12 |
| D18 | BALL STATE | 20/26 | 16/22 | 6/1 | 10/4 | 15/21 |
| D22 | vs. Boise State | 30/20 | 15/19 | 11/7 | 9/8 | 7/15 |
| D23 | vs. Houston | 22/28 | 12/9 | 11/13 | 13/6 | 0/10 |
| D25 | at Hawai'i | 42/20 | 16/12 | 9/7 | 13/5 | 9/23 |
| D31 | at Florida State | 24/36 | 10/14 | 7/10 | 10/8 | 3/29 |
| J4 | at North Carolina | 58/34 | 21/19 | 12/19 | 8/10 | 26/19 |
| J8 | DUKE | 36/38 | 14/18 | 14/7 | 13/21 | 8/18 |
| J11 | at Boston College | 42/18 | 12/13 | 11/9 | 6/4 | 9/9 |
| J15 | NOTRE DAME | 48/32 | 13/14 | 10/12 | 9/8 | 11/18 |
| J18 | VIRGINIA | 32/32 | 19/14 | 12/10 | 2/8 | 9/3 |
| J22 | at Louisville | | | | | |
| J25 | NC STATE | | | | | |
| J28 | MOREHOUSE | | | | | |
| F1 | at Notre Dame | | | | | |
| F4 | VIRGINIA TECH | | | | | |
| F8 | at Pittsburgh | | | | | |
| F12 | LOUISVILLE | | | | | |
| F19 | at Wake Forest | | | | | |
| F22 | at Syracuse | | | | | |
| F25 | CLEMSON | | | | | |
| F29 | MIAMI | | | | | |
| M4 | PITTSBURGH | | | | | |
| M6 | at Clemson | | | | | |

Miscellaneous

| | Opponent | Uniform Color | Tip | Large Lead | Large Deficit | Ties | Lead Changes | GT Led | Opp Led | Game Tied | 1st GT Subs | On the Floor at the End |
|-----|-------------------|---------------|------|------------|---------------|------|--------------|--------|---------|-----------|-----------------------------------|---|
| N5 | at NC State | Gold | NCST | 3 | 15 | 9 | 5 | 3:52 | 35:39 | 0:24 | Parham, Price, Cole - 14:35-1st | Alvarado, Parham, Devoe, Moore, Banks III |
| N11 | ELON | White | Elon | 26 | 2 | 2 | 2 | 36:16 | 0:45 | 2:59 | Cole, Price, Phillips - 14:25-1st | Boyd, Broadway, Rice, Medlock, James |
| N20 | at Georgia | Navy | GT | 8 | 16 | 5 | 3 | 10:24 | 24:39 | 4:57 | Parham - 14:44-1st | Devoe, Parham, Price, Cole, Wright |
| N25 | ARKANSAS | Gold | GT | 3 | 9 | 5 | 9 | 3:15 | 32:08 | 9:37 | Cole - 15:51-1st | Parham, Moore, Cole, Wright, Banks III |
| D1 | BETHUNE-COOKMAN | White | B-C | 4 | 10 | 11 | 9 | 12:49 | 20:54 | 6:17 | Price - 14:40-1st | Parham, Devoe, Moore, Wright, Banks III |
| D4 | NEBRASKA | White | GT | 20 | 4 | 3 | 6 | 30:27 | 7:42 | 1:51 | Price - 15:45-1st | Parham, Didenko, Price, Cole, Wright |
| D7 | SYRACUSE | White | GT | 2 | 37 | - | 3 | 0:37 | 39:01 | 0:22 | Price - 16:06-1st | Parham, Devoe, Phillips, Price, Cole |
| D14 | at Kentucky | Gold | GT | 5 | 16 | 3 | 4 | 6:56 | 31:03 | 2:01 | Price, Cole - 14:53-1st | Devoe, Price, Moore, Wright, Cole |
| D18 | BALL STATE | White | GT | 5 | 30 | 1 | 3 | 5:22 | 33:11 | 1:27 | Parham - 16:16-1st | Parham, Phillips, Price, Cole, Banks III |
| D22 | vs. Boise State | Navy | GT | 15 | 8 | 4 | 4 | 20:26 | 15:19 | 3:39 | Moore - 15:36-1st | Phillips, Cole, Usher, Wright, Banks III |
| D23 | vs. Houston | White | GT | - | 13 | - | - | - | 39:23 | 0:37 | Moore - 14:06-1st | Alvarado, Devoe, Moore, Parham, Wright |
| D25 | at Hawai'i | Navy | GT | 18 | 9 | 8 | 7 | 17:51 | 17:37 | 4:32 | Moore - 18:55-1st | Boyd, Medlock, Phillips, Didenko, Cole |
| D31 | at Florida State | Navy | GT | 2 | 14 | 9 | 2 | 1:37 | 32:17 | 6:06 | Price - 18:33-1st | Alvarado, Devoe, Usher, Wright, Banks III |
| J4 | at North Carolina | Gold | NC | 24 | - | - | - | 39:10 | 0:50 | 0:10 | Parham, Moore, Price - 12:34-1st | Alvarado, Parham, Devoe, Wright, Banks |
| J8 | DUKE | White | GT | 8 | 12 | 5 | 7 | 15:38 | 22:13 | 2:09 | Cole - 14:41-1st | Alvarado, Devoe, Parham, Wright, Banks |
| J11 | at Boston College | Gold | GT | 21 | 1 | 4 | 2 | 34:55 | 0:13 | 4:52 | Parham, Cole - 14:31-1st | Parham, Price, Phillips, Moore, Didenko |
| J15 | NOTRE DAME | White | ND | 6 | 7 | 12 | 10 | 9:54 | 19:54 | 10:12 | Parham - 16:04-1st | Devoe, Parham, Usher, Wright, Banks |
| J18 | VIRGINIA | White | VA | 3 | 14 | 3 | 2 | 1:13 | 35:35 | 3:12 | Parham - 15:23-1st | Alvarado, Parham, Usher, Wright, Banks |
| J22 | at Louisville | | | | | | | | | | | |
| J25 | NC STATE | | | | | | | | | | | |
| J28 | MOREHOUSE | | | | | | | | | | | |
| F1 | at Notre Dame | | | | | | | | | | | |
| F4 | VIRGINIA TECH | | | | | | | | | | | |
| F8 | at Pittsburgh | | | | | | | | | | | |
| F12 | LOUISVILLE | | | | | | | | | | | |
| F19 | at Wake Forest | | | | | | | | | | | |
| F22 | at Syracuse | | | | | | | | | | | |
| F25 | CLEMSON | | | | | | | | | | | |
| F29 | MIAMI | | | | | | | | | | | |
| M4 | PITTSBURGH | | | | | | | | | | | |
| M6 | at Clemson | | | | | | | | | | | |

ROSTER AT-A-GLANCE

NUMERICAL

| No. | Name | Pos. | Ht. | Wt. | Cl. | Exp. | Hometown (High School/College) |
|-----|-------------------|------|------|-----|-------|------|---|
| 0 | Michael Devoe | G | 6-5 | 193 | So. | 1VL | Orlando, Fla. (Montverde Academy) |
| 1 | James Banks III | F | 6-10 | 250 | Sr. | 1VL | Decatur, Ga. (La Lumiere School [LaPorte, Ind.]/Texas) |
| 2 | Shembari Phillips | G | 6-4 | 210 | r-Sr. | 1VL | Atlanta, Ga. (Wheeler HS/Tennessee) |
| 3 | Evan Cole | F | 6-10 | 226 | Jr. | 2VL | Cumming, Ga. (South Forsyth HS) |
| 4 | Jordan Usher | G/F | 6-7 | 220 | Jr. | TR | Canton, Ga. (Wheeler HS/Southern California) |
| 5 | Moses Wright | F | 6-9 | 230 | Jr. | 2VL | Raleigh, N.C. (William G. Enloe HS) |
| 10 | Jose Alvarado | G | 6-0 | 179 | Jr. | 2VL | Brooklyn, N.Y. (Christ the King HS) |
| 11 | Bubba Parham | G | 5-10 | 160 | Jr. | TR | Snellville, Ga. (Brookwood HS/VMI) |
| 12 | Khalid Moore | F | 6-7 | 203 | So. | 1VL | Briarwood, N.Y. (Archbishop Molloy HS) |
| 13 | Coleman Boyd | G | 6-1 | 173 | Fr. | HS | Smyrna, Ga. (Mt. Bethel Christian Academy) |
| 14 | David Didenko | F | 6-9 | 232 | So. | TR | Yakutsk, Russia (Boca Raton [Fla.] Community School/Palm Beach State) |
| 23 | Asanti Price | G | 6-5 | 177 | Fr. | HS | Columbia, S.C. (W.J. Keenan HS) |
| 34 | Niko Broadway | G | 6-3 | 195 | Fr. | HS | Atlanta, Ga. (St. Pius X HS) |
| 35 | Kristian Sjolund | F | 6-8 | 213 | So. | 1VL | Kongsberg, Norway (Obra D. Tompkins HS [Katy, Texas]) |
| 45 | Shaheed Medlock | G | 6-5 | 196 | Sr. | 2VL | Waycross, Ga. (Ware County) |
| 55 | Malachi Rice | G | 6-0 | 186 | Jr. | 2VL | Indianapolis, Ind. (Brebeuf Jesuit Preparatory School) |

ALPHABETICAL

| No. | Name | Pos. | Ht. | Wt. | Cl. | Exp. | Hometown (High School/College) |
|-----|-------------------|------|------|-----|-------|------|---|
| 10 | Jose Alvarado | G | 6-0 | 179 | Jr. | 2VL | Brooklyn, N.Y. (Christ the King HS) |
| 1 | James Banks III | F | 6-10 | 250 | Sr. | 1VL | Decatur, Ga. (La Lumiere School [LaPorte, Ind.]/Texas) |
| 13 | Coleman Boyd | G | 6-1 | 173 | Fr. | HS | Smyrna, Ga. (Mt. Bethel Christian Academy) |
| 34 | Niko Broadway | G | 6-3 | 195 | Fr. | HS | Atlanta, Ga. (St. Pius X HS) |
| 3 | Evan Cole | F | 6-10 | 226 | Jr. | 2VL | Cumming, Ga. (South Forsyth HS) |
| 0 | Michael Devoe | G | 6-5 | 193 | So. | 1VL | Orlando, Fla. (Montverde Academy) |
| 14 | David Didenko | F | 6-9 | 232 | So. | TR | Yakutsk, Russia (Boca Raton [Fla.] Community School/Palm Beach State) |
| 45 | Shaheed Medlock | G | 6-5 | 196 | Sr. | 2VL | Waycross, Ga. (Ware County) |
| 12 | Khalid Moore | F | 6-7 | 203 | So. | 1VL | Briarwood, N.Y. (Archbishop Molloy HS) |
| 11 | Bubba Parham | G | 5-10 | 160 | Jr. | TR | Snellville, Ga. (Brookwood HS/VMI) |
| 2 | Shembari Phillips | G | 6-4 | 210 | r-Sr. | 1VL | Atlanta, Ga. (Wheeler HS/Tennessee) |
| 23 | Asanti Price | G | 6-5 | 177 | Fr. | HS | Columbia, S.C. (W.J. Keenan HS) |
| 55 | Malachi Rice | G | 6-0 | 186 | Jr. | 2VL | Indianapolis, Ind. (Brebeuf Jesuit Preparatory School) |
| 35 | Kristian Sjolund | F | 6-8 | 213 | So. | 1VL | Kongsberg, Norway (Obra D. Tompkins HS [Katy, Texas]) |
| 4 | Jordan Usher | G/F | 6-7 | 220 | Jr. | TR | Canton, Ga. (Wheeler HS/Southern California) |
| 5 | Moses Wright | F | 6-9 | 230 | Jr. | 2VL | Raleigh, N.C. (William G. Enloe HS) |

Head Coach: Josh Pastner (Arizona, 1997), 4th season**Associate Head Coach:** Eric Reveno (Stanford, 1989), 4th season**Assistant Coach:** Julian Swartz (Carroll College, 2005), 4th season**Assistant Coach:** Anthony Wilkins (Kent State, 2013), 2nd season**Director of Operations:** Tyler Benson (St. Bonaventure, 2009), 4th season**Associate Director of Player Personnel:** B.J. Elder (Georgia Tech, 2014), 1st season**Director of Scouting:** Hayden Sheridan (Arizona, 2016), 2nd season**Player Development Coach:** Dr. Dan Taylor (Franklin Pierce, 2002), 4th season**Athletic Trainer:** Richard Stewart (Salisbury, 2005), 13th season

Pronunciations

| | |
|-------------------|---------------|
| Jose Alvarado | AL-vuh-ROD-oh |
| David Didenko | duh-DENK-oh |
| Khalid Moore | kuh-LEED |
| Bubba Parham | PAR-um |
| Shembari Phillips | shem-BAR-ee |
| Asanti Price | uh-SON-tee |
| Eric Reveno | REV-uh-no |
| Malachi Rice | MAL-uh-ky |
| Kristian Sjolund | SHO-lund |

BY CLASS

Freshmen: Coleman Boyd, Niko Broadway, Asanti Price

Sophomores: Michael Devoe, David Didenko, Khalid Moore, Kristian Sjolund

Juniors: Jose Alvarado, Evan Cole, Bubba Parham, Malachi Rice, Jordan Usher, Moses Wright

Seniors: James Banks, Shaheed Medlock, Shembari Phillips (r)

BY STATE/COUNTRY

Florida: Michael Devoe

Georgia: James Banks, Coleman Boyd, Niko Broadway, Evan Cole, Shaheed Medlock, Bubba Parham, Shembari Phillips, Jordan Usher

Indiana: Malachi Rice

New York: Jose Alvarado, Khalid Moore

North Carolina: Moses Wright

Russia: David Didenko (by way of Florida)

South Carolina: Asanti Price

Texas: Kristian Sjolund

BY BIRTHDATE

January 16, 1998 James Banks

January 30, 2000 David Didenko

March 6, 1999 Malachi Rice

March 21, 1997 Shembari Phillips

April 12, 1998 Jose Alvarado

May 11, 1999 Evan Cole

May 21, 1998 Jordan Usher

July 29, 2000 Khalid Moore

September 10, 1999 Kristian Sjolund

October 24, 1999 Coeman Boyd

November 23, 1997 Bubba Parham

December 15, 2000 Niko Broadway

December 17, 1999 Michael Devoe

December 23, 1998 Moses Wright

BY MAJOR

Biology: Asanti Price

Business Administration: Coleman Boyd, Evan Cole, Michael Devoe, David Didenko, Shaheed Medlock, Khalid Moore, Malachi Rice, Kristian Sjolund, Jordan Usher, Moses Wright

History, Technology & Society: James Banks III, Bubba Parham, Shembari Phillips

Industrial Engineering: Niko Broadway

Literature, Media & Communication: Jose Alvarado

BY HEIGHT

5-10 Bubba Parham

6-0 Jose Alvarado, Malachi Rice

6-1 Coleman Boyd

6-3 Niko Broadway

6-4 Shembari Phillips

6-5 Michael Devoe, Shaheed Medlock, Asanti Price

6-6 Jehloni James

6-7 Khalid Moore, Jordan Usher

6-8 Kristian Sjolund

6-9 David Didenko, Moses Wright

6-10 James Banks III, Evan Cole

RADIO/TV ROSTER



Jose Alvarado
G • 6-0 • Jr.

10



James Banks
C • 6-10 • Sr.

1



Coleman Boyd
G • 6-1 • So.

13



Niko Broadway
G • 6-3 • Fr.

34




Evan Cole
F • 6-10 • Jr.

3



Michael Devoe
G • 6-5 • So.

0



David Didenko
F • 6-9 • So.

14



Shaheed Medlock
G • 6-5 • Sr.

45



Khalid Moore
F • 6-7 • So.

12



Bubba Parham
G • 5-10 • Jr.

11



Shembari Phillips
G • 6-4 • r-Sr.

2



Asanti Price
G • 6-5 • Fr.

23



Malachi Rice
G • 6-0 • Jr.

55



Kristian Sjolund
F • 6-8 • So.

35



Jordan Usher
G/F • 6-7 • Jr.

4



Moses Wright
F • 6-9 • Jr.

5



Josh Pastner
Head Coach



Eric Reveno
Associate Head Coach



Julian Swartz
Assistant Coach



Anthony Wilkins
Assistant Coach



Tyler Benson
Director of Operations



B.J. Elder
Director of Player Personnel



Hayden Sheridan
Director of Scouting

RADIO/TV CHEAT SHEET



0

MICHAEL DEVOE**Guard • 6-5 • 193 • Sophomore • Orlando, Fla.**

| Yr | GP/GS | PPG | RPG | APG | FG% | 3FG% | FT% |
|--------------|---|---------|--------|--------|---------|------|------|
| 2019-20 | 18/18 | 15.9 | 3.8 | 3.0 | .457 | .413 | .700 |
| Season Highs | | Pts: 34 | Reb: 9 | Ast: 7 | Min: 42 | | |
| Last Game: | 6 pts, 3-3 FG, 5 reb, 4 ast in 34:17 vs. Virginia | | | | | | |

Notes

- No. 7 in ACC in in scoring, No. 7 in FG%, No. 3 in minutes
- ACC games: 12.6 ppg, 3.1 apg, 42.4% 3pt FG
- Scored in double figures in 13 games, six 20+ games this season
- 14-of-32 from 3pt distance last 8 games



1

JAMES BANKS III**Center • 6-10 • 250 • Senior • Decatur, Ga.**

| Yr | GP/GS | PPG | RPG | BK/G | FG% | 3FG% | FT% |
|--------------|--|---------|---------|--------|---------|------|------|
| 2019-20 | 18/16 | 10.3 | 7.6 | 2.8 | .508 | .000 | .651 |
| Season Highs | | Pts: 20 | Reb: 15 | Blk: 8 | Min: 40 | | |
| Last Game: | 10 pts, 5-9 FG, 9 reb, 5 ast, 3 stl, 1 blk in 35:58 vs. Virginia | | | | | | |

Notes

- No. 2 in ACC in blocked shots (2.83 per game), No. 12 nationally
- ACC games: 11.9 ppg, 56.7% FG, 79.2% FT, 8.0 rpg
- Double-doubles in 11 games in his career, four this season (14 pts, career-high 15 reb vs. Duke)
- 7-foot, 5.35-inch wingspan



2

SHEMBARI PHILLIPS**Guard • 6-4 • 210 • r-Senior • Atlanta, Ga.**

| Yr | GP/GS | PPG | RPG | APG | FG% | 3FG% | FT% |
|--------------|------------------|--------|--------|--------|---------|------|------|
| 2019-20 | 10/0 | 0.9 | 0.2 | 0.6 | .231 | .273 | .000 |
| Season Highs | | Pts: 6 | Reb: 2 | Ast: 2 | Min: 13 | | |
| Last Game: | DNP vs. Virginia | | | | | | |

Notes

- Played in 10 games off the bench this season, season-high 6 points vs. Ball State (2 3pt FG)
- Started first 6 games of last season, hit 32.6 percent from the floor, 4-22 on 3s; 55 mins last 10 games
- Part-time starter in 2 seasons at Tennessee (64 games, 24 starts); attended Wheeler HS in Marietta, Ga.



3

EVAN COLE**Forward • 6-10 • 226 • Junior • Cumming, Ga.**

| Yr | GP/GS | PPG | RPG | APG | FG% | 3FG% | FT% |
|--------------|---|--------|--------|--------|---------|------|------|
| 2019-20 | 16/2 | 4.3 | 3.2 | 0.5 | .500 | .167 | .467 |
| Season Highs | | Pts: 9 | Reb: 9 | Ast: 2 | Min: 23 | | |
| Last Game: | 6 pts, 3-6 FG, 4 reb, 1 st, 1 stl in 15:13 vs. Virginia | | | | | | |

Notes

- Worked all offseason in the post and is playing as backup to James Banks III
- Hitting 50 pct. from the floor this season; 24-of-46 FG vs. power conference foes
- Averaging 12.0 minutes, started two games; 10.7 mppg in ACC games
- Stepmom is in Georgia Tech Sports Hall of Fame - softball pitcher Jessica Sallinger Cole



4

JORDAN USHER**Guard/Forward • 6-7 • 220 • Junior • Canton, Ga.**

| Yr | GP/GS | PPG | RPG | APG | FG% | 3FG% | FT% |
|--------------|--|---------|--------|--------|---------|------|------|
| 2019-20 | 10/10 | 8.5 | 3.3 | 1.5 | .400 | .150 | .818 |
| Season Highs | | Pts: 18 | Reb: 7 | Ast: 3 | Min: 36 | | |
| Last Game: | 6 pts, 2-4 FG, 1-1 3pt, 1 reb, 1 ast in 19:57 vs. Virginia | | | | | | |

Notes

- Transfer from USC at mid-season last year, made GT debut vs Ball State on Dec. 18
- Started all 10 games since eligible, reached double figures in points in 4; high of 18 vs. Boise State
- 12.0 ppg, 13-30 FG, 9-10 FT, 4.7 rpg in Diamond Head Classic
- Played in 48 games (4 starts) over season and a half at USC; 5.7 ppg, 2.4 rpg, 37.2% 3P FG



5

MOSES WRIGHT**Forward • 6-9 • 230 • Junior • Raleigh, N.C.**

| Yr | GP/GS | PPG | RPG | BK/G | FG% | 3FG% | FT% |
|--------------|--|---------|---------|--------|---------|------|------|
| 2019-20 | 18/18 | 13.4 | 7.8 | 1.2 | .538 | .227 | .578 |
| Season Highs | | Pts: 22 | Reb: 12 | Blk: 3 | Min: 38 | | |
| Last Game: | 17 pts, 3-10 FG, 1-2 3pt, 5 reb, 2 stl in 32:26 vs. Virginia | | | | | | |

Notes

- No. 2 in the ACC in FG%, No. 8 in rebound avg., No. 4 in defensive rebounds
- Last 9 games: 15.7 ppg, 7.7 rpg, 53.2% FG, 71% FT
- All-tourney team at Diamond Head Classic: 17.7 ppg, 7.3 rpg, 21-33 FG, 10-12 FT, 4 blocks
- Six double-doubles this season, three vs. ACC teams (13/10 vs. FSU, 12/10 vs. Duke, 18/10 at BC)



10

JOSE ALVARADO**Guard • 6-0 • 179 • Junior • Brooklyn, N.Y.**

| Yr | GP/GS | PPG | RPG | APG | FG% | 3FG% | FT% |
|--------------|---|---------|--------|--------|---------|------|------|
| 2019-20 | 11/11 | 11.3 | 2.5 | 5.0 | .417 | .308 | .846 |
| Season Highs | | Pts: 25 | Reb: 5 | Ast: 9 | Min: 39 | | |
| Last Game: | 20 pts, 8-14 FG, 2-7 3pt, 2 reb, 2 ast, in 35:01 vs. Virginia | | | | | | |

Notes

- Averaged 15.8 points, 28-of-56 FG, 11-of-25 3pt FG, 6.4 apg in last 5 games
- Missed 7 of 8 games after NC State due to right ankle injury, returned for Tech's games in Diamond Head Classic
- Since return (9g): 12.4 ppg, 5.1 apg, 2.4 spg, 34.1% 3pt FG, 84.6% FT
- Has 55/24 assist/turnover ratio for the season, 6.3 apg in ACC games ranks No. 2 in the league



11

BUBBA PARHAM**Guard • 5-10 • 160 • Junior • Snellville, Ga.**

| Yr | GP/GS | PPG | RPG | APG | FG% | 3FG% | FT% |
|--------------|---|---------|--------|--------|---------|------|------|
| 2019-20 | 18/6 | 6.3 | 2.9 | 1.7 | .396 | .339 | .875 |
| Season Highs | | Pts: 11 | Reb: 6 | Ast: 4 | Min: 40 | | |
| Last Game: | 3 pts, 1-4 FG, 1-3 3pt, 4 reb, 2 ast, 2 stl in 27:08 vs. Virginia | | | | | | |

Notes

- Has 5 double-digit games this season, all vs. power conference teams (11 pts at UNC)
- Started 6 games this season, 27.8 minutes per game
- Transfer from VMI who made All-Southern Conference team in 2018-19 (SoCon-best 21.4 ppg, 39.7% 3pt)
- Career 37.1% shooter from behind the arc, hitting 38.5% in ACC games this season (10-of-26)



12

KHALID MOORE**Forward • 6-7 • 203 • Sophomore • Briarwood, N.Y.**

| Yr | GP/GS | PPG | RPG | APG | FG% | 3FG% | FT% |
|--------------|------------------|---------|--------|--------|---------|------|------|
| 2019-20 | 17/10 | 3.6 | 2.9 | 1.6 | .317 | .238 | .444 |
| Season Highs | | Pts: 11 | Reb: 9 | Ast: 6 | Min: 39 | | |
| Last Game: | DNP vs. Virginia | | | | | | |

Notes

- Versatile player who does a little of everything, started first 9 games this season (21.3 mppg)
- No. 2 on team in steals, 4th in assists, No. 8 in scoring
- Played in every ACC game as a freshman, 16.4 mppg; started 10 games overall; 48.2% FG
- Attended alma mater of legendary Tech guard Kenny Anderson, played on same AAU team as Jose Alvarado



14

DAVID DIDENKO**Forward • 6-9 • 232 • Sophomore • Yakutsk, Russia**

| Yr | GP/GS | PPG | RPG | APG | FG% | 3FG% | FT% |
|--------------|------------------|--------|--------|--------|--------|------|------|
| 2019-20 | 4/0 | 0.0 | 0.3 | 0.0 | .000 | .000 | .000 |
| Season Highs | | Pts: 0 | Reb: 1 | Ast: 0 | Min: 4 | | |
| Last Game: | DNP vs. Virginia | | | | | | |

Notes

- Transfer from Palm Beach State CC in Florida, has three years of eligibility at Tech (eligible immediately)
- Native of Yakutsk, Russia, emigrated to the United States in 2010, attended HS in Boca Raton
- Played 27 games last year for Palm Beach State, double figures three times
- Team went 21-9



23

ASANTI PRICE**Guard • 6-5 • 177 • Freshman • Columbia, S.C.**

| Yr | GP/GS | PPG | RPG | APG | FG% | 3FG% | FT% |
|--------------|------------------|--------|---------|--------|---------|------|------|
| 2019-20 | 13/0 | 2.7 | 2.0 | 0.8 | .319 | .111 | .286 |
| Season Highs | | Pts: 6 | Reb: 10 | Ast: 2 | Min: 25 | | |
| Last Game: | DNP vs. Virginia | | | | | | |

Notes

- Averaging 14.7 minutes off the bench, did not play in Diamond Head Classic, but did at FSU, UNC, BC, ND
- Made 3-pt FG in OT that gave Tech its first lead of the game at NC State
- Signed with Tech in the spring after all-state senior year at Keenan HS in Columbia, S.C.
- Nicknamed "ASAP"



35

KRISTIAN SJØLUND**Forward • 6-8 • 213 • Sophomore • Kongsberg, Norway**

| Yr | GP/GS | PPG | RPG | APG | FG% | 3FG% | FT% |
|--------------|-------------|---------|---------|---------|---------|------|------|
| 2018-19 | 21/4 | 3.0 | 1.0 | 0.2 | .357 | .333 | .800 |
| Season Highs | | Pts: na | Reb: na | Ast: na | Min: na | | |
| Last Game: | redshirting | | | | | | |

Notes

- Versatile HS player with international experience, redshirting this season
- Played in 21 games, started 4 last season, averaged 8.0 ppg (11-of-30 3pt combined) in late 6-game stretch
- Born in Washington state, grew up on Kongsberg, Norway, played HS ball in Katy, Texas
- Played for Norway in 2015 FIBA U16 Championships, 2017 U18 Nordic Championship