



# GEORGIA TECH BASKETBALL 2019-20

ACC Champions 1985, 1990, 1993 • Final Four 1990, 2004 • 16 NCAA Tournament appearances

## 2019-20 Schedule/Results

O20	GEORGIA COLLEGE (exh)	ACCNX	W, 98-76
O27	at Alabama (exh)	--	L, 65-93
N5	at NC State [rv]	ACCN	W, 82-81 (ot)
N11	ELON	ACCNX	W, 64-41
N20	at Georgia	SECN+	L, 78-82
N25	ARKANSAS	ACCN	L, 61-62 (ot)
D1	BETHUNE-COOKMAN	RSN	W, 68-65
D4	NEBRASKA+	ESPNU	W, 73-56
D7	SYRACUSE	ACCN	L, 63-97
D14	at Kentucky [8/9]	ESPN	L, 53-67
D18	BALL STATE	RSN	L, 47-65
D22	vs. Boise State#	ESPNU	W, 74-60
D23	vs. Houston#	ESPN2	L, 59-70
D25	at Hawai'i#	ESPN2	W, 70-53
D31	at Florida State [17/17]	ESPNU	12 p.m.
J4	at North Carolina [rv]	ACCN	6 p.m.
J8	DUKE [4/3]	ACCN	9 p.m.
J11	at Boston College	ACCN	6 p.m.
J15	NOTRE DAME	ACCN	8:30 p.m.
J18	VIRGINIA [16/13]	ACCN	8 p.m.
J22	at Louisville [3/4]	RSN	7 p.m.
J25	NC STATE	RSN	4 p.m.
J28	MOREHOUSE	ACCNX	7:30 p.m.
F1	at Notre Dame	RSN	12 p.m.
F4	VIRGINIA TECH [rv]	ESPN2/U/ACCN	7 p.m.
F8	at Pittsburgh	RSN	2 p.m.
F12	LOUISVILLE [3/4]	ACCN	8 p.m.
F19	at Wake Forest	RSN	7 p.m.
F22	at Syracuse	RSN	4 p.m.
F25	CLEMSON	ESPN2/ACCN	9 p.m.
F29	MIAMI	ACCN	6/8 p.m.
M4	PITTSBURGH	RSN	9 p.m.
M6	at Clemson	ESPN2	7 p.m.
M10	ACC Tournament (Greensboro, N.C.)		

+Big Ten-ACC Challenge; #Diamond Head Classic; Honolulu, Hawaii

All times Eastern; home games in ALL CAPS

(AP/USA) - rankings in AP/coaches polls at time of game, current rankings for upcoming games (rv=receiving votes)

### TELEVISION:

ESPNU

Play-by-play	Mike Monaco
Analyst	Dalen Cuff

### RADIO: Learfield IMG College/WCNN-Radio

Play-by-play	Andy Demetra
Analyst	Randy Waters
Engineer	Miller Pope
In Atlanta	680 AM, 93.7 FM
Satellite	XM 380, Internet 970
Online	GT Gameday App, Ramblinwreck.com
Tuneln	buzz.gt/LiveTuneln

### COMMUNICATIONS

GTMBB contact	Mike Stamus
Phone	404-894-5445 (ofc), 404-218-9723 (cell)
E-mail	mstamus@athletics.gatech.edu

### SOCIAL MEDIA: #TogetherWeSwarm

Official Twitter	@GTMBB / @GTJoshPastner
Facebook	gtmensbasketball
Instagram	gtmensbasketball

## GEORGIA TECH (6-6, 1-1 ACC) vs. FLORIDA STATE (11-2, 1-1 ACC)

GAME 13 • December 31, 2019 • 12 p.m. • Tucker Center • Tallahassee, Fla.

### About Tuesday's Game

Continuing a stretch of five consecutive games away from home, Georgia Tech resumes Atlantic Coast Conference play Tuesday at No. 17 Florida State. Tip time is at noon at the Donald L. Tucker Center in Tallahassee.

Tech (6-6, 1-1 ACC), in its fourth season under head coach Josh Pastner, won two of three games at the Diamond Head Classic which concluded on Christmas Day. The Yellow Jackets captured third place by defeating host Hawai'i, 70-53, following a semifinal loss to Houston (70-59) and an opening-round win over Boise State (74-60). Tech is 3-3 away from home this season, including an 83-81 overtime victory at NC State to open the season.

Florida State (11-2, 1-1 ACC), in its 18th season under head coach Leonard Hamilton, has won its last four games, including an 88-71 homecourt win over North Alabama Saturday. The streak began with a 72-53 victory over Clemson on Dec. 8. The Seminoles are 7-0 at home, and their only losses this season came at Pittsburgh to open the season (63-61), and at Indiana on Dec. 3 (80-64).

Tuesday's game will be televised live on ESPNU. Live streaming is available through the ESPN app. Radio coverage of Tech's games is provided through Learfield IMG College, airing in Atlanta on 680 AM and 93.7 FM the Fan and through the Tuneln app. The Tech broadcast is also available on satellite radio (XM ch. 380, internet ch. 970).

### GAME INFORMATION

Event/Site	Tallahassee, Fla.
Venue	Donald L. Tucker Center (11,500)
Series vs. Florida State	series tied, 2-2
On the road	Tech trails, 0-2
Last meeting	Tech won 85-82 (ot) on 1/6/1973 in Atlanta

### GEORGIA TECH YELLOW JACKETS

2019-20 rankings (AP/coaches/KenPom)	nr   nr   100
2019-20 record breakdown	3-3 home   2-2 away   1-1 neutral
Head coach	Josh Pastner (Arizona, 1997)
Career record/at GT !	199-131 (11th yr)   32-58 (4th yr)
Pastner vs. Florida State	0-3 !
Next game	Jan. 4 at North Carolina
! 22 wins and 1 loss vacated by NCAA Committee on Infractions	

### FLORIDA STATE SEMINOLES

2019-20 rankings (AP/coaches/KenPom)	17   17   17
2019-20 record breakdown	6-0 home   1-2 away   3-0 neutral
Head coach	Leonard Hamilton (Tennessee-Martin, 1971)
Career record/at FSU	545-428 (32nd yr)   345-218 (18th yr)
Hamilton vs. Georgia Tech	16-8 (16-7 at FSU)
Next game	Jan. 4 at Louisville

### ROSTER AT-A-GLANCE (#indicates last game starters)

<b>10</b>	Jose Alvarado#	G	6-0	179	Jr.	Brooklyn, N.Y.	8.2	2.2	> Missed 7 games with ankle inj, played all 3 games at Diamond Head Classic (9.7 ppg, 3.0 apg, 10-10 FT)
<b>1</b>	James Banks III#	F	6-10	250	Sr.	Decatur, Ga.	9.9	7.3	> No. 12 in nation, No. 2 in ACC in blocked shots (3.0 bpg); 10 career double-doubles, 3 this season
<b>34</b>	Niko Broadway	G	6-3	180	Fr.	Atlanta, Ga.	0.0	0.0	> Non-scholarship player in his first year with the program
<b>13</b>	Coleman Boyd	G	6-1	173	Fr.	Smyrna, Ga.	1.0	0.5	> Non-scholarship player in his first year with the program, scored first collegiate points vs. Hawai'i
<b>3</b>	Evan Cole	F	6-10	226	Jr.	Cumming, Ga.	4.2	3.5	> 12.4 mpg off the bench; hitting 50% FG
<b>0</b>	Michael Devoe#	G	6-5	193	So.	Orlando, Fla.	17.8	3.8	> No. 5 in ACC in scoring, No. 8 in FG% (46.1), No. 2 in minutes (36.1); 16.0 ppg, 48.6% FG in DHC
<b>14</b>	David Didenko	F	6-9	232	So.	Yakutsk, Russia	0.0	0.3	> Signed with Tech out of Palm Beach State Community College, played in 3 games
<b>24</b>	Jehloni James	F	6-6	180	Fr.	Sugar Hill, Ga.	2.0	0.0	> Non-scholarship player in his first year with the program
<b>45</b>	Shaheed Medlock	G	6-5	196	Sr.	Waycross, Ga.	0.0	0.0	> Non-scholarship player in his third year with the program
<b>12</b>	Khalid Moore	F	6-7	203	So.	Briarwood, N.Y.	4.9	4.1	> Started first 9 games this season; leads Tech in steals, No. 2 in assists, No. 4 in rebounding
<b>11</b>	Bubba Parham	G	5-10	160	Jr.	Snellville, Ga.	6.5	2.4	> Transfer from VMI, led SoCon 21.4 ppg in 2019; four double-digit games this season
<b>2</b>	Shembari Phillips	G	6-4	210	r-Sr.	Atlanta, Ga.	1.0	0.2	> Played in 9 games this season, limited minutes; scored 6 points vs. Ball State
<b>23</b>	Asanti Price	G	6-5	177	Fr.	Columbia, S.C.	3.2	2.7	> 3A all-state selection from state championship team at Keenan HS; high game 6 points vs. Nebraska
<b>55</b>	Malachi Rice	G	6-0	186	Jr.	Indianapolis, Ind.	0.0	0.0	> Non-scholarship player in his third year with the program
<b>35</b>	Kristian Sjolund	G	6-8	213	So.	Kongsberg, Norway	--	--	> Has not played in 2019-20; last 8 games (started 4) of 2018-19 (54 pts, 11-of-34 3pt FG)
<b>4</b>	Jordan Usher#	G/F	6-7	220	Jr.	Canton, Ga.	10.0	4.5	> Transfer from Southern California, made GT debut vs. Ball State; avg. 12.0 ppg, 4.7 rpg, 43.3% FG in DHC
<b>5</b>	Moses Wright#	F	6-9	230	Jr.	Raleigh, N.C.	12.8	7.8	> No. 2 ACC in FG% (.571), No. 8 in reb. avg.; made DHC all-tourney team (17.7 ppg, 7.3 rpg, 63.6% FG)

## TECH NOTEBOOK

## Tech Team Statistics

Category	2019-20	#ACC	*NCAA
Scoring offense	66.0	13	301
Scoring defense	66.6	11	133
Scoring margin	-0.6	15	253
Field goal pct.	.434	8	200
Field goal pct. def.	.386	4	41
3-pt FG pct.	.269	13	340
3-pt FG made	4.8	14	341
3-pt FG pct. def.	.300	4	74
3-pt FG allowed	6.0	--	--
Free throw pct.	.628	15	325
FT made	12.1	11	236
Rebound average	36.4	6	171
Rebound margin	-0.7	11	230
O-Reb per game	9.2	12	274
D-Reb per game	27.9	5	86
Assists per game	12.0	14	273
Assist/TO ratio	0.7	15	329
Turnover margin	-1.6	14	282
Turnovers per game	17.2	15	340
Turnovers forced	15.6	7	93
Blocks per game	5.6	2	17
Steals per game	7.4	7	113
Personal fouls per game	19.0	15	276
<i>#ACC rankings through games of Dec. 28</i>			
<i>*NCAA rankings (352 teams ranked) through Dec. 28</i>			

## Games Started

Player	Consec.	2019-20	Career	Conf.
Jose Alvarado	3	5	60	30
James Banks III	6	10	36	21
Evan Cole	-	2	12	7
Michael Devoe	35	12	35	21
David Didenko	-	-	-	-
Khalid Moore	-	9	19	8
Shembari Phillips	-	-	30	11
Bubba Parham	-	6	68	37
Asanti Price	-	-	-	-
Kristian Sjolund	-	-	3	3
Jordan Usher	4	4	8	-
Moses Wright	19	12	42	15
<i>*includes starts at previous school</i>				
<i>Career ACC includes ACC Tournament starts</i>				

## Non-Conference Breakdown

Team	Conf.	Record	Conf.	KP	2018-19
Arkansas	SEC	10-1	-	36	NIT
Ball State	MAC	7-6	-	110	-
Bethune-Cookman	MEAC	6-7	-	280	-
Boise State	MW	9-5	1-1	103	-
Elon	CAA	4-9	-	320	-
Georgia	SEC	8-3	-	84	-
Hawaii	Big West	8-5	-	175	-
Houston	AAC	10-3	-	28	NCAA
Kentucky	SEC	9-3	-	13	NCAA
Nebraska	Big Ten	5-7	1-1	138	NIT
Portland	West Coast	8-7	-	277	-
UTEP	C-USA	9-4	-	118	-
Washington	Pac-12	10-3	-	44	NCAA

GT strength of schedule rank (overall): 32

GT strength of schedule rank (non-conference): 53

KP - KenPom.com as of Dec. 29

## The Tipoff

• **Full deck** - Georgia Tech had its full roster available for the first time this season for the opening game of the Diamond Head Classic on Dec. 22. Junior forward Jordan Usher became eligible for the Yellow Jackets' Dec. 18 game against Ball State, and junior point guard Jose Alvarado played for the first time since Nov. 20 in the Jackets' 74-60 win over Boise State in Hawaii.

• **Long time away** - Georgia Tech has played only one home game since its Dec. 7 loss to Syracuse, that on Dec. 18 against Ball State, and does not play at home again until it faces Duke on Jan. 8.

• **Missing piece** - Jose Alvarado returned to the court for the first time since Nov. 20 when he played 30 minutes against Boise State on Dec. 22, scoring 14 points and keying a strong second-half defensive effort by the Jackets. The junior point guard averaged 9.7 points and 3.0 assists, and took a team-high seven steals in the three games.

• **Ushering in** - Jordan Usher made his debut for the Yellow Jackets Dec. 18 against Ball State after sitting out the required two semesters after he transferred from Southern California last January. The 6-7 junior guard/forward from Canton, Ga., averaged 12 points and 4.7 rebounds in three games at the Diamond Head Classic, hitting 43 percent of his shots from the floor.

• Junior forward Moses Wright made the all-tournament team at the Diamond Head Classic, averaging 17.7 points and 7.3 rebounds while hitting 63.6 percent of his shots from the floor. The 6-9 junior ranks No. 2 in the ACC in field goal percentage (57.1) and No. 8 in rebound average (7.8).

• Sophomore guard Michael Devoe ranks fifth in the ACC in scoring (17.8 ppg), and eighth in field goal percentage (.461). He also is No. 2 in minutes played (36.1).

• **No ducking** - Georgia Tech's schedule is the eighth-strongest among power conference teams according to KenPom.com. Tech's schedule included six power conference teams in its first 10 games, including road games at NC State, Georgia and Kentucky, and home games against Arkansas, Nebraska and Syracuse. The Jackets' non-conference schedule rates 13th-toughest among power conference teams.

• **Beefing up** - With a more veteran team in 2019-20, Georgia Tech made an effort to strengthen its non-conference schedule, beginning a two-game series with Kentucky and finishing another two-game set with Arkansas, while accepting an invitation to play in the Diamond Head Classic, in which the Jackets faced a 2019 NCAA Tournament teams in Houston. Tech also played its annual meeting against Georgia and the Big Ten/ACC matchup against Nebraska.

## Series vs. Florida State

• Florida State won 13 of the last 15 meetings in the series and each of the last three, including both 2018-19 regular-season meetings (59-49 in Tallahassee and 69-47 in Atlanta). The Jackets' last victory was an 86-80 win on Feb. 17, 2016 in Tallahassee.

• Tech and FSU had met just once each of the last eight seasons before 2018-19.

• Since FSU joined the ACC, Tech is 18-28 against the Seminoles. Florida State won the first six in a row, Tech followed by winning five straight, and is 13-22 against the Seminoles since then.

• In those 46 games, 21 have been decided by four points or less, 32 by fewer than 10 points. One of those games went to double-overtime, which the Yellow Jackets won 111-108 on Feb. 11, 1999 in Tallahassee.

• Tech is 16-18 against the Seminoles in Atlanta, 0-3 at McCamish Pavilion. The Jackets have not beaten FSU in Atlanta since the 2006-07 season.

• Tech is 7-16 against Seminoles teams led by head coach Leonard Hamilton. Tech is 8-16 against Hamilton overall, with a victory over his Miami team in December of 1997.

## Series vs. Florida State (28-42)

Home: 16-17, Away: 11-22, Neutral: 1-3

All Home Games:	16-17
At McCamish Pavilion:	0-3
At AMC:	16-14
At Georgia Dome:	0-1
In Atlanta:	16-18
All Road Games:	11-22
At Tucker Center:	8-15
As ACC members:	18-28
In the ACC Tournament:	0-2
All Neutral Games:	1-3
As Metro Conference members:	1-3
Under Whack Hyder:	8-10
Under Dwane Morrison:	2-4
Under Bobby Cremins:	8-11
Under Paul Hewitt:	9-10
Under Brian Gregory:	1-4
Under Josh Pastner:	0-3
Vs. Leonard Hamilton:	8-16 (7-16 at FSU)
Longest Winning Streak:	5 games (1995-97)
Longest Losing Streak:	10 games (2007-15)
Most Points Scored:	111 on 2-11-1999
Fewest Points Scored:	47 on 2-16-19
Most Points Allowed:	108 on 2-19-72, 2-11-1999
Fewest Points Allowed:	55 on 1-19-1963
Largest Margin of Victory:	31 on 1-30-2002
Largest Margin of Defeat:	58 on 2-19-1972

## Recent Series Results

1-27-2001	.....h10	W	77-68
2-28-2001	.....a	L	59-69
1-30-2002	.....h10	W	77-46
3-2-2002	.....a	W	86-78
1-14-2003	.....h10	W	81-74
2-15-2003	.....a	L	64-71
2-3-2004	.....15/16	a	L 65-81
3-6-2004	.....19/22	h10	W 63-60
2-2-2005	.....25/23	h10	W 64-61
2-20-2005	.....a	W	76-75
2-9-2006	.....a	L	79-80
1-13-2007	.....h10	W	88-80
2-13-2007	.....a	W	63-57
12-30-2007	.....h10	L	64-66
2-5-2009	.....a	L	58-62
3-13-2009	.....22/22	n4	L 62-64
12-20-2009	(pt)22/15	h10	L 59-66
1-24-2010	.....19/18	a	L 66-68
2-10-2011	.....h10	L	63-72
2-1-2012	.....21/24	a	L 54-68
2-5-2013	.....h15	L	54-56
3-2-2014	.....a	L	71-81
2-14-2015	.....h15	L	53-57
2-17-2016	.....a	W	86-80
1-25-2017	.....6/6	h15	! 78-56
1-24-2018	.....a	L	77-88
2-2-2019	.....25/rv	a	L 49-59
2-16-2019	.....17/19	h15	L 47-69
<i>n1-Metro Tournament (Mid-South Coliseum, Memphis, Tenn.); n2-Metro Tournament (Riverfront Coliseum, Cincinnati, Ohio); n3-ACC Tournament (Charlotte [N.C.] Coliseum); n4-ACC Tournament (Georgia Dome, Atlanta, Ga.)</i>			

# TECH NOTEBOOK

## Just Georgia Tech, please...

The Georgia Institute of Technology is the official title, but Georgia Tech will work fine, or just Tech (unless you're in Virginia or Texas). We would appreciate it if you would use our name in those ways. Georgia Tech University is incorrect. Thank you.

## Georgia Tech Quick Facts

<b>Official Name:</b> Georgia Institute of Technology
<b>Location:</b> Atlanta, Ga.
<b>Enrollment:</b> 32,700
<b>Founded:</b> 1885
<b>Colors:</b> Old Gold and White
<b>Nickname:</b> Yellow Jackets, Ramblin' Wreck
<b>Mascot:</b> Buzz (Yellow Jacket)
<b>Fight Songs:</b> Ramblin' Wreck, White and Gold
<b>Conference:</b> Atlantic Coast (ACC)
<b>Home Arena:</b> McCamish Pavilion (capacity 8,600)
<b>President:</b> Dr. Angel Cabrera
<b>Director of Athletics:</b> Todd Stansbury
<b>Faculty Rep. for Athletics:</b> Dr. Charles L. Isbell, Jr.
<b>Head Coach:</b> Josh Pastner (Arizona, 1997)
<b>Record at Tech:</b> 32-58 ! (4th season)
<b>Overall:</b> 199-131 ! (11th season)
<b>ACC Regular Season:</b> 13-35 !
<b>ACC Tournament:</b> 0-3
<b>NCAA Tournament:</b> 2-4
<b>Associate Head Coach:</b> Eric Reveno (Stanford, 1989), 4th season
<b>Assistant Coach:</b> Julian Swartz (Carroll College, 2005), 4th season
<b>Assistant Coach:</b> Anthony Wilkins (Kent State, 2013), 2nd season
<b>Assoc. Dir. of Player Personnel:</b> B.J. Elder (Georgia Tech, 2014)
<b>Director of Operations:</b> Tyler Benson (St. Bonaventure, 2009)
<b>Director of Scouting:</b> Hayden Sheridan (Arizona, 2016)
<b>Player Development Coach:</b> Dr. Dan Taylor (Franklin Pierce, 2002)
<b>Athletic Trainer:</b> Richard Stewart (Salisbury, 2005)

## Basketball History

<b>105th season:</b> 1st game, Feb. 17, 1906 vs. Auburn
<b>All-time Record:</b> 1,360-1,249 !
<b>Winning/Losing/500 Seasons:</b> 53 / 47 / 4
<b>NCAA Appearances (16):</b> 23-16 record
1960, 1985, 1986, 1987, 1988, 1989, 1990, 1991, 1992, 1993, 1996, 2001, 2004, 2005, 2007, 2010
<b>Final Fours (2):</b> 1990, 2004
<b>NIT Appearances (8):</b> 10-8 record
1970, 1971, 1984, 1994, 1998, 1999, 2003, 2016
<b>ACC Championships (3):</b> 1985, 1990, 1993
<b>ACC Regular-Season Titles (2):</b> 1985 (tie), 1996
<b>ACC Regular-Season Record (41st season):</b> 247-379 ! (137-143 home, 80-236 road)
<b>ACC Tournament Record:</b> 26-37
<b>SEC Championships (1):</b> 1938
<b>SEC Regular-Season Titles (1):</b> 1937
<b>SEC Regular-Season Record (1932-64):</b> 201-207
<b>Metro Conference Regular-Season Record (1975-78):</b> 9-10
<b>Metro Conference Tournament Record:</b> 4-3
<b>Record at McCamish Pavilion:</b> 68-47 ! (7th season)
<b>Record at Alexander Memorial Coliseum:</b> 556-194 (55 seasons, 1956-2011)
<b>Record at Phillips Arena:</b> 7-11
<b>Record at Arena at Gwinnett Center:</b> 4-1
<b>Record at Georgia Dome:</b> 9-5
<b>All-Time Head Coaches:</b> 14
<b>ACC Head Coaches:</b> 5
<b>All-America Selections:</b> 14 (12 players)
<b>Consensus All-Americans:</b> 2
<b>First-Team All-Americans:</b> 5
<b>National Players of the Year:</b> 1
<b>All-ACC Selections:</b> 52 times (31 players)
<b>ACC Players of the Year:</b> 2
<b>ACC Rookies of the Year:</b> 11
<b>ACC Coaches of the Year:</b> 5 (3 coaches)
<b>ACC Tournament MVPs:</b> 3
<b>ACC All-Freshman Team:</b> 15
! Georgia Tech had 22 wins and one loss during the 2016-17 and 2017-18 seasons vacated by the NCAA's Committee on Infractions.

## Last Season vs. Florida State

### No. 25 Florida State 59, Georgia Tech 49 Feb. 2, 2019 • Tallahassee, Fla.

Abdoulaye Gueye scored 15 points, Michael Devove added 10 and Georgia Tech played another standout defensive game, but No. 25 Florida State used an early second-half spurt to pull away and hold off the Yellow Jackets, 59-49, at the Donald L. Tucker Civic Center.

Tech lost for the fifth time in six games despite bottling up a Seminoles team that had averaged nearly 78 points a game. FSU shot just 34.8 percent from the floor and just 4-of-16 from three-point range. The Jackets struggled to score, hitting just 28.3 percent from the floor, and just 3-of-21 attempts from bonus range.

Mfiondu Kabengele, who led the Seminoles with 12 points, tipped in a missed layup from Trent Forrest at the halftime horn to give FSU a 33-27 lead at intermission. The Noles then scored the first six points of the second half, getting a basket from Forrest, a three-pointer by Phil Cofer and a free throw by Terance Mann, who also scored 12 in the game, to go ahead 39-27.

The Seminoles' lead remained between eight and 11 points for the next 12 minutes before the Jackets finally nudged closer to 55-49 on Evan Cole's layup with 4:23 left. That was a close at Tech could get, however, failing to score another point while FSU converted four free throws in the final minutes.

#### GEORGIA TECH (11-11, 3-6 ACC)

Player	FG-A	3P-A	FT-A	Reb	PF	Pts	A	TO	Bk	S	MIN
Banks III, James*	2-6	0-0	1-1	4	4	5	0	2	0	2	20
Gueye, Abdoulaye*	6-7	0-0	3-4	7	2	15	0	3	0	0	37
Devove, Michael*	3-13	2-5	2-2	5	3	10	0	4	0	1	37
Alvarado, Jose*	0-10	0-5	0-0	3	5	0	2	1	0	0	24
Haywood II, Curtis*	2-8	0-6	0-0	2	3	4	2	1	0	0	32
Phillips, Shemari*	0-1	0-0	0-0	0	0	0	0	0	0	0	2
Cole, Evan	2-5	1-2	2-2	3	1	7	0	2	1	0	19
Alston, Brandon	1-5	0-2	2-2	2	1	4	0	1	0	0	9
Wright, Moses	0-1	0-0	0-0	2	1	0	0	0	1	0	4
Moore, Khalid	1-4	0-1	2-3	2	3	4	1	0	0	0	16
Medlock, Shaheed	0-0	0-0	0-0	0	0	0	0	0	0	0	0+
<b>Totals</b>	<b>17-60</b>	<b>3-21</b>	<b>12-14</b>	<b>37</b>	<b>23</b>	<b>49</b>	<b>5</b>	<b>14</b>	<b>2</b>	<b>3</b>	<b>200</b>
FG%	1st Half: 9-23 39.1%	2nd Half: 8-37 21.6%	Game: 28.3%								
3FG%	1st Half: 2-10 20.0%	2nd Half: 1-11 9.1%	Game: 14.3%								
FT%	1st Half: 7-8 87.5%	2nd Half: 5-6 83.3%	Game: 85.7%								

#### FLORIDA STATE (16-5, 4-4 ACC)

Player	FG-A	3P-A	FT-A	Reb	PF	Pts	A	TO	Bk	S	MIN
Cofer, Phil*	2-6	1-2	0-0	3	2	5	1	1	0	0	20
Kourmadje, Christ*	2-2	0-0	2-2	8	3	6	0	2	2	0	19
Forrest, Trent*	3-7	0-0	3-6	6	2	9	3	1	3	1	36
Walker, MJ*	0-7	0-4	2-2	1	4	2	0	0	0	1	26
Mann, Terance*	3-5	0-1	6-8	7	1	12	1	3	0	1	34
Gray, RaiQuan	2-4	0-1	0-0	2	2	4	0	0	0	0	9
Savoy, PJ	1-3	1-3	3-3	2	2	6	0	1	0	0	12
Nichols, David	0-3	0-3	0-0	0	2	0	3	2	0	0	13
Polite, Anthony	0-2	0-0	0-0	4	1	0	1	2	0	0	7
Vassell, Devin	1-1	1-1	0-0	0	0	3	1	0	0	0	3
Kabengele, Mfiondu*	1-1	0-0	0-0	2	0	2	0	0	0	0	21
<b>Totals</b>	<b>16-46</b>	<b>4-16</b>	<b>23-30</b>	<b>39</b>	<b>19</b>	<b>59</b>	<b>10</b>	<b>14</b>	<b>5</b>	<b>5</b>	<b>200</b>
FG%	1st Half: 11-28 39.3%	2nd Half: 5-18 27.8%	Game: 34.8%								
3FG%	1st Half: 2-8 25.0%	2nd Half: 2-8 25.0%	Game: 25.0%								
FT%	1st Half: 9-11 81.8%	2nd Half: 14-19 73.7%	Game: 76.7%								

#### Score by Periods

	1st	2nd	Total
Georgia Tech	27	22	49
Florida State	33	26	59

Officials: Lee Cassell, Raymie Styrns, Tim Comer
Technical fouls: Georgia Tech-Alvarado, Jose; Florida State-Savoy, PJ
Attendance: 10181
Points in the paint-FS 28, GT 16. Points off turnovers-GT 10, FS 13.
2nd chance points-GT 12, FS 4. Fast break points-GT 4, FS 6.
Bench points-GT 15, FS 25. Score tied 5 times. Lead changed 5 times.
Last FG-GT 2nd-04:23, FS 2nd-05:45.
Largest lead-GT by 6 1st-13:53, FS by 12 2nd-17:44.
GT led for 07:23. FS led for 27:51. Game was tied for 04:46.

### No. 17 Florida State 69, Georgia Tech 47 Feb. 16, 2018 • McCamish Pavilion

Georgia Tech could not find a rhythm offensively in a 69-47 loss to No. 17 Florida State.

Georgia Tech shot 27.1 percent from the field (16-for-59), its lowest field-goal percentage of the season. The Yellow Jackets' 47 points were their second-fewest of the season.

As has been the case for much of the season, the Jackets' defense was exemplary, holding Florida State (20-5, 8-4 ACC) to its fifth-fewest points of the season and limiting the Seminoles to a 39.1 field-goal percentage (25-of-64), which marked only the fifth time this season that they made less than 40 percent of their shots.

Georgia Tech point guard Jose Alvarado broke out of a month-long shooting slump by making 6-of-11 field-goal attempts (the first time he's made at least 50 percent of his shots since Jan. 12 at Syracuse) for a game-high 17 points. Making his first start, true freshman Kristian Sjolund matched a career-high with 11 points for the Jackets.

#### FLORIDA STATE (20-5, 8-4 ACC)

Player	FG-A	3P-A	FT-A	Reb	PF	Pts	A	TO	Bk	S	MIN
Cofer, Phil*	3-9	2-4	0-0	7	0	8	1	0	0	0	26
Kourmadje, Christ*	5-7	0-0	0-2	12	3	10	1	6	3	0	21
Forrest, Trent*	0-1	0-0	0-0	3	0	0	3	0	0	0	20
Mann, Terance*	2-5	0-0	3-4	8	1	7	1	0	0	2	22
Walker, MJ*	4-9	1-6	0-0	1	3	9	2	3	1	0	19
Gray, RaiQuan	0-3	0-1	0-0	3	1	0	2	1	0	0	12
Savoy, PJ	1-6	1-6	0-0	0	1	3	1	1	0	1	12
Nichols, David	3-6	3-5	0-0	1	2	9	2	0	0	0	18
Polite, Anthony	0-1	0-1	0-0	1	1	0	0	0	0	1	7
Lindner, Justin	0-0	0-0	2-2	0	1	2	1	1	0	1	2
Light, Travis	0-1	0-1	0-0	0	0	0	0	0	0	0	1
Vassell, Devin	4-7	2-3	1-2	3	1	11	1	1	1	2	16
Kabengele, Mfiondu*	2-5	0-2	4-4	6	2	8	2	0	1	0	16
Wilkes, Wyatt	0-1	0-1	0-0	2	1	0	0	1	0	0	5
Mies, Will	0-1	0-0	0-0	1	0	0	0	0	0	0	1
Pheto, Harrison	1-2	0-0	0-0	0	0	2	0	0	0	0	2
<b>Totals</b>	<b>25-64</b>	<b>9-30</b>	<b>10-14</b>	<b>50</b>	<b>17</b>	<b>69</b>	<b>17</b>	<b>14</b>	<b>6</b>	<b>7</b>	<b>200</b>
FG%	1st Half: 12-29 41.4%	2nd Half: 13-35 37.1%	Game: 39.1%								
3FG%	1st Half: 6-15 40.0%	2nd Half: 3-15 20.0%	Game: 30.0%								
FT%	1st Half: 4-8 50.0%	2nd Half: 6-6 100%	Game: 71.4%								

#### GEORGIA TECH (11-15, 3-10 ACC)

Player	FG-A	3P-A	FT-A	Reb	PF	Pts	A	TO	Bk	S	MIN
Wright, Moses*	1-4	0-1	0-0	1	0	2	0	1	0	0	7
Sjolund, Kristian*	3-8	3-7	2-2	5	3	11	0	1	1	0	28
Banks III, James*	1-9	0-0	2-3	10	3	4	1	1	2	2	32
Devove, Michael*	2-11	1-4	1-2	7	0	6	1	4	0	1	33
Alvarado, Jose*	6-11	3-7	2-2	5	2	17	3	2	0	2	38
Phillips, Shemari*	0-3	0-2	0-0	0	0	0	0	0	0	0	5
Alston, Brandon	1-5	0-1	0-0	2	1	2	2	1	0	0	17
Moore, Khalid	0-1	0-0	0-2	1	1	0	2	2	0	1	22
Haywood II, Curtis	0-0	0-0	0-0	0	0	0	0	1	0	0	1
Gueye, Abdoulaye	2-7	1-1	0-0	6	0	5	0	1	0	1	17
<b>Totals</b>	<b>16-59</b>	<b>8-23</b>	<b>7-11</b>	<b>38</b>	<b>10</b>	<b>47</b>	<b>9</b>	<b>14</b>	<b>3</b>	<b>7</b>	<b>200</b>
FG%	1st Half: 9-31 29.0%	2nd Half: 7-28 25.0%	Game: 27.1%								
3FG%	1st Half: 5-13 38.5%	2nd Half: 3-10 30.0%	Game: 34.8%								
FT%	1st Half: 0-1 0.0%	2nd Half: 7-10 70.0%	Game: 63.6%								

#### Score by Periods

	1st	2nd	Total
Florida State	34	35	69
Georgia Tech	23	24	47

Officials: Jamie Luckie, Earl Walton, James Breeding
Technical fouls: Georgia Tech-Banks III, James
Attendance: 8600
Points in the paint-FS 28, GT 12. Points off turnovers-FS 9, GT 4.
2nd chance points-FS 4, GT 2. Fast break points-FS 27, GT 19.
Bench points-FS 35, GT 7. Score tied 1 time. Lead changed 4 times.
Last FG-FS 2nd-00:10, GT 2nd-00:38.
Largest lead-FS by 27 2nd-02:11, GT by 1 1st-15:56.
FS led for 37:18. GT led for 01:20. Game was tied for 01:22.



## TECH NOTEBOOK

## Tech's Record

	2019-20	CJP
At home	3-3	43-20
On the road	2-2	9-30
At neutral sites	1-1	2-6
Vs. top-10 opponents	0-1	2-11
Vs. top-25 opponents	0-1	5-19
Vs. teams over .500	5-6	32-50
Vs. teams under .500	0-0	18-6
Vs. teams at .500	1-0	3-2
While in the top 25	0-0	0-0

In November	2-2	14-6
In December	4-4	14-15
In January	0-0	13-13
In February	0-0	5-19
In March/April	0-0	8-5

Wearing white uniforms	3-3	41-22
Wearing gold uniforms	1-2	9-22
Wearing navy uniforms	2-1	5-13
Wearing black uniforms	0-0	0-0

Game is decided by 5 pts./fewer or OT	2-2	13-13
Game is decided by 10/fewer or OT	2-2	24-26

Leading at the half	2-0	39-12
Trailing at the half	4-6	14-46
Tied at the half	0-0	1-0
Leading with 5:00 to play	5-0	48-3
Trailing with 5:00 to play	1-5	4-54
Tied with 5:00 to play	0-0	1-0
In overtime games	1-0	3-1
After a bye in the ACC schedule	0-0	1-2

Tech scores 100 or more points	0-0	0-0
Tech scores 70 or more points	4-1	36-9
Tech scores fewer than 70 points	2-5	18-50
Opponent scores 100 or more points	0-0	0-1
Opponent scores 70 or more	1-3	9-32
Opponent scores fewer than 70	5-3	47-24
Opponent scores fewer than 50	1-0	4-0

Tech shoots 50 pct. or better	2-0	18-5
Opponent shoots 50 pct. or better	0-1	1-12
Opponent shoots under 40 pct.	6-1	41-14
Tech has a higher FG% than opponent	6-2	52-13
Tech has a lower FG% than opponent	0-4	1-44
FG percentage is even	0-0	0-2

Tech has more 3-point FGs	2-2	13-12
Tech has fewer 3-point FGs	4-8	38-38
3-point FGs are even	0-0	4-7

Tech attempts more FT than opponent	2-3	41-19
Tech attempts fewer FT than opponent	4-3	11-35
Free throw attempts are even	0-0	2-4

Tech outrebounds opponent	2-1	27-13
Opponent outrebounds Tech	4-5	22-45
Rebounds are even	0-0	5-0

Tech has fewer turnovers than opponent	2-1	24-16
Tech has more turnovers than opponent	4-5	27-34
Turnovers are even	0-0	3-6
Tech has more assists than turnovers	2-0	33-15

Committing more fouls	4-4	9-33
Committing fewer fouls	2-2	40-18
Fouls are even	0-0	5-7

4/more Jackets score in double figures	2-0	25-13
A Jacket scores 20 or more	4-2	29-26
A Jacket scores 30 or more	0-1	3-1

Scoring more bench points	1-2	24-23
Scoring fewer bench points	5-3	29-32
Bench scoring is even	0-1	1-3

• Tech is 11-22 in games played in Tallahassee, including an 8-15 mark at the Donald L. Tucker Civic Center, formerly known as the Tallahassee-Leon County Civic Center.

• Tech and Florida State were both members of the old Metro Conference from 1976-78, and the Seminoles won three of those four meetings.

• Florida State has won both ACC Tournament meetings between the schools, including a 64-62 win at the Georgia Dome in 2009.

## Diamond Head Classic Recap

**Georgia Tech 74, Boise State 60** - Jordan Usher and Moses Wright scored 18 points each to lead four players in double figures as Georgia Tech overcame an eight-point second-half deficit to defeat Boise State, 74-60, Sunday in the opening round. The Yellow Jackets, who trailed by five at intermission and by eight early in the second half, snapped a three-game losing streak after going on a 20-2 run midway through the second half, turning a 41-38 deficit into a 58-43 advantage. Wright started the run with an old-fashioned three-point play, scoring at the basket while drawing a foul and making the free throw to tie the game at 41-all with 14:44 to play. Usher gave the Jackets the lead for good on a three-point basket two minutes later.

Wright did not miss a shot in the game, going 7-for-7 from the floor, including a three-point basket on his attempt, and 3-for-3 from the charity stripe. He scored nine of his points during the run, while Usher scored seven. Usher finished the game 6-of-10 from the floor and 5-of-6 from the line.

Jose Alvarado made his first appearance for the Jackets since Nov. 20, having missed seven of the last eight games with an ankle injury. The junior point guard started and played 30 minutes, scoring 14 points and playing tough defense in the second half. He re-entered the game with 5:32 to go and scored Tech's next 10 points on a pair of three-point shots and four free throws to keep the Broncos (6-5) at bay.

**Houston 70, Georgia Tech 59** - Moses Wright posted a double-double and led three Georgia Tech players in double figures, but the Yellow Jackets couldn't rally from an 11-point halftime deficit and dropped a 70-59 decision Monday in a semifinal game. Houston guard Quentin Grimes led the Cougars with 26 points, scoring 23 of them in the first half, including nine straight over the final three minutes to help his team expand a 30-26 lead to 43-32 at intermission. Houston shot 54.3 percent in the first half to help gain separation, and dominated the boards to the tune of 42-25 to keep the Yellow Jackets from coming back.

Tech steadied itself defensively after the break, limiting Houston to 30.4 percent from the floor and just one three-point basket while forcing 11 turnovers. But the Yellow Jackets hit only 30.8 percent themselves and could come no closer than six points.

Wright finished the game with 19 points and 10 rebounds, his third double this month, while Michael Devoe scored 17 points, including a pair of three-point baskets, and Jordan Usher added 10 for the Yellow Jackets.

**Georgia Tech 70, Hawai'i 53** - Michael Devoe scored 18 points to lead three Georgia Tech players in double figures, and the Yellow Jackets outscored Hawai'i 41-15 over the last 16 minutes of the game to capture a 70-53 victory Wednesday in the third-place game.

The Yellow Jackets trailed by three at intermission and gave up the first six points of the second half to the host Rainbow Warriors before turning the momentum in their favor. Trailing 38-29 with 16:11 to go, Tech began to turn things around, putting together a 16-4 run to take the lead, fueled by five points from James Banks III. The Jackets got a three-pointer from Devoe, a layup from Bubba Parham and another layup from Jordan Usher to stake Tech to a 45-42 lead.

Tech connected on 13 of its last 17 shots from the floor over the final 15:18, and smothered the Hawai'i into missing 14 of its 18 second half shots, including all five three-point attempts.

## Jose Effect

Off. Eff.	3 Games in Hawai'i	Def. Eff.
98.7	Boise State	80.0
89.1	Houston	105.7
99.8	Hawai'i	75.6
<b>67.7/45</b>	<b>PPG/FG% combined</b>	<b>61.0/38.4</b>
Off. Eff.	3 Games before Hawai'i	Def. Eff.
80.9	Syracuse	124.5
78.9	Kentucky	99.7
64.2	Ball State	88.8
<b>54.3/38.3</b>	<b>PPG/FG% combined</b>	<b>76.3/48.8</b>

## What's Trending

• **Second half surge** - In the Diamond Head Classic, Tech held its three opponents to 28.3 percent from the floor, 3-for-22 from three-point range, and forced an average of 10 turnovers **after intermission**. For the season, the Yellow Jackets have outscored opponents by nearly five points per game in the second half and outshot them from the floor 46.5 percent to 34.9 percent on nearly the same number of attempts, and forced nearly eight turnovers per game.

• Georgia Tech ranks No. 29 in defensive efficiency according to KenPom.com (89.8 points per 100 possessions), No. 19 nationally in effective defensive field goal percentage (43.6) and 28th in two-point field goal defense (42.8).

• Since the beginning of last season, Tech has held 25 opponents, including nine ACC opponents, under 40 percent from the floor. Seven Tech opponents this season have shot under 40 percent, including Hawai'i and Boise State in the Diamond Head Classic. Tech limited its three foes in the Diamond Head Classic to 38.4 percent from the floor collectively.

• The Jackets have limited 25 opponents, nine in the ACC, to 30 percent or less from three-point range in the same time frame. Seven Tech opponents have shot under 30 percent from three this season. Tech limited its three foes in the Diamond Head Classic to 22 percent from behind the arc collectively.

• Tech has held five opponents to their lowest defensive efficiency of the season, including two of its foes in Hawai'i - Elon, Arkansas, Nebraska, Boise State and Hawai'i.

• Tech ranks No. 17 nationally in blocked shots with 67 in 12 games (5.6 per game). James Banks III is No. 12 in the nation individually with 3.0 per game.

• Georgia Tech's adjusted tempo is 71.9 possessions per game according to KenPom (97th in the nation), well ahead of the 66.1 possessions per game last season and 66.8 in 2016-17. Game-by-game, Tech has played less than 70 possessions just four times and has exceeded 100 points/100 possessions three times.

• Tech has reached 70 possessions per game over the course of a full season only four times since 1997, the first year KenPom kept track - 1997-98 (72.3), 2000-01 (72.1), 2001-02 (70.5) and 2008-09 (70.5).

• Two fouls in the first half? No problem. Georgia Tech ranks No. 2 in the nation, according to KenPom.com, in 2-foul participation, a measure of percentage of available minutes played by players with two fouls (69.6 pct. for Tech). The Jackets led the nation in this category in 2018-19, was fourth in 2017-18 and 35th in 2016-17.

• Tech is 3-3 away from home this season, 3-3 at home.

• Tech has trailed at halftime in 10 of 12 games this season, but has come back to win four of those 10 games. The Jackets are 14-46 under Josh Pastner when trailing at the half.

• Tech hit 18-of-23 shots from the free throw line against Hawai'i and connected on 49-of-65 (75.3 pct.) in three games in the Diamond Head Classic. Tech had not hit the 70-percent mark since making 72.7 percent in the season opener at NC State but did so in all three games of the tournament.

• Tech's 13-for-17 shooting streak to close out the Hawai'i game enabled the Jackets to finish the game at an even

# TECH NOTEBOOK

## Tech Highs and Lows Under Josh Pastner

Longest winning streak:	4 games (2016-17, 2017-18)
Longest ACC winning streak:	3 games (2017-18)
Longest losing streak:	7 games (2017-18, 2018-19)
Longest ACC losing streak:	7 games (2017-18, 2018-19)
Most points scored in a game:	96 vs. Tusculum, 2/7/17
Most points scored - ACC opponent:	92 vs. Wake Forest, 1/5/19
Fewest points scored in a game:	42 vs. Clemson, 2/6/19
Fewest points scored - ACC opponent:	42 vs. Clemson, 2/6/19
Most points allowed in a game:	110 at Duke, 1/4/17
Most points allowed - ACC opponent:	110 at Duke, 1/4/17
Fewest points allowed in a game:	40 vs. Florida A&M, 12/9/18
Fewest points allowed - ACC opponent:	51 vs. Syracuse, 1/31/18
Largest margin of victory:	38 vs. Tusculum (96-58), 2/7/17
Largest margin of victory - ACC opponent:	22 vs. Florida State (78-56), 1/25/17
Largest margin of victory - road game:	15 (69-54) at Pittsburgh, 1/13/18
Largest margin of victory - ACC road game:	15 (69-54) at Pittsburgh, 1/13/18
Largest losing margin:	53 (110-57) at Duke, 1/4/17
Largest losing margin at home:	34 (97-63) vs. Syracuse, 12/18/19
Largest losing margin - ACC opponent:	53 at Duke, 1/4/17
Most points allowed in a win:	81 at NC State (82-81), 11/5/19
Most points scored in a loss:	81 vs. Wright State, 12/22/17
Fewest points scored in a win:	52 vs. Northwestern (52-51), 11/28/17
Fewest points allowed in a loss:	52 vs. Virginia Tech (52-49), 1/9/19
Largest deficit overcome to win a game:	15 vs. Boston College (7:03-1st), 2/11/17; at NC State (4:01-1st), 11/5/19
Largest 2nd-half deficit overcome to win a game:	9 vs. NC State (17:15), 3/1/18; vs. Prairie View A&M (16:49), 11/23/18; at Hawai'i (16:11), 11/25/19
Largest deficit overcome to win a road game:	15 (4:01-1st) at NC State, 11/5/19
Largest lead given up in a loss:	16 (15:06-2nd half) vs. St. John's, 12/1/18
Largest 2nd-half lead given up in a loss:	16 (15:06-2nd half) vs. St. John's, 12/1/18
Highest FG pct.:	59.5 (25-42) at Syracuse, 1/12/19
Highest FG pct. - ACC opponent:	59.5 (25-42) at Syracuse, 1/12/19
Lowest FG pct.:	27.1 (16-59) vs. Florida State, 2/16/19
Lowest FG pct. - ACC opponent:	27.1 (16-59) vs. Florida State, 2/16/19
Highest 3-pt pct.:	62.5 (10-16) at NC State, 1/15/17
Highest 3-pt pct. - ACC opponent:	62.5 (10-16) at NC State, 1/15/17
Most 3-pt FG:	12 vs. Lamar, 11/9/2018
Most 3-pt FG - ACC opponent:	11, at Virginia Tech, 2/13/19
Lowest 3-pt pct.:	10.0 (1-10) vs. Miami, 1/3/18, (1-10) vs. Louisville, 1/19/19
Lowest 3-pt pct. - ACC opponent:	10.0 (1-10) vs. Miami, 1/3/18, (1-10) vs. Louisville, 1/19/19
Highest FG pct. allowed:	59.3 (32-54) at Florida State, 1/24/18
Highest FG pct. allowed - ACC opponent:	59.3 (32-54) at Florida State, 1/24/18
Lowest FG pct. allowed:	21.6 (16-74) vs. Elon, 11/11/19
Lowest FG pct. allowed - ACC opponent:	28.2 (20-71) vs. Florida State, 1/25/17
Highest 3-pt pct. allowed:	60.0 (12-20) at Louisville, 2/8/18
Highest 3-pt pct. allowed - ACC opponent:	60.0 (12-20) at Louisville, 2/8/18
Lowest 3-pt pct. allowed:	6.7 (1-15) at Hawai'i, 11/25/19
Lowest 3-pt pct. allowed - ACC opponent:	9.5 (2-21) vs. Duke, 1/26/19
Highest FT pct.:	95.2 (20-21) vs. Coppin State, 12/27/17
Lowest FT pct.:	28.6 (2-7) vs. Notre Dame, 3/12/19
Most free throws made:	28 vs. North Carolina, 12/31/16; vs. Wake Forest, 1/5/19
Most free throws attempted:	36 vs. Sam Houston State, 11/22/16
Fewest free throws made:	2 at Miami, 2/15/17; at Duke, 1/26/19; vs. Notre Dame, 3/12/19; at Kentucky, 12/14/19
Most assists:	29 vs. Kennesaw State, 12/28/18
Fewest assists:	5 at Georgia, 12/19/17; at Tennessee, 11/13/18; at Florida State, 2/2/19; vs. Boise State, 12/22/19
Most turnovers:	24 vs. Arkansas, 11/25/19; Ball State, 12/18/19
Fewest turnovers:	6 vs. North Texas, 11/24/17; Coppin State, 12/27/17; at Virginia, 2/21/18; vs. Notre Dame, 3/12/19
Most blocked shots:	16 vs. Southern, 11/14/16 (tech record)
Most steals:	15 vs. North Carolina, 12/31/16, at Syracuse, 1/13/19

50 percent from the floor, the second time this season Tech has hit 50 percent in a game (52 vs. Bethune-Cookman).

- Tech committed just 23 turnovers in its last two games of the Diamond Head Classic after recording 20 against Boise State.

- Hawai'i made just one three-point field goal in 15 attempts (6.7 percent), the lowest percentage yield by a Georgia Tech team under Josh Pastner. The previous low was 9.5 percent (2-for-21) by Duke last Jan. 26.

- Against Hawai'i, Tech did not allow a player from the other team to reach double figures, the second time that has happened under Josh Pastner.

- Tech has connected on just 36-of-148 three-point field goals in its last seven games (24.3 percent), including 10-of-48 in the Diamond Head Classic) after hitting 21-of-63 (33.3 percent) in the first three games of the season. The Jackets are hitting 26.9 percent for the season.

- The Jackets recorded a season-high 12 steals against Hawai'i and are averaging 7.4 per game this season.

## Personnel Trends

- Moses Wright averaged 17.7 points and 7.3 rebounds Tech's three games in the Diamond Head Classic. He connected on 21-of-33 shots from the floor (63.6 pct.) and 10-of-12 from the free throw line (83.3 pct.), making the all-tournament team.

- After missing seven of Tech's eight games before the Diamond Head Classic because of an ankle injury, Jose Alvarado played an average of 33:20 in the Yellow Jackets three games in the tournament, scoring 29 points (8-24 FG, 3-12 3pt, 10-10 FT) with nine assists and five turnovers.

- Jordan Usher reached double digits in two games of the Diamond Head Classic, getting 18 against Boise State and averaging 12.0 points per game for the tournament. The 6-7 junior hit 10-of-30 shots from the floor and 9-of-10 from the foul line, and grabbed 14 rebounds with eight assists.

- Michael Devoe, the ACC's fifth-leading scorer, has hit double figures in each of Tech's last four games after scoring just 12 total in the two games prior. He scored 13, 17 and 18 in Tech's three games in Hawai'i (16.0 ppg) while hitting 17-of-35 shots from the floor and The 6-5 sophomore went 4-of-8 from three-point range against Houston and Hawai'i after opening 0-for-6 against Boise State.

- James Banks III averaged just over 24 minutes in the Diamond Head Classic and scored just 10 points in the Jackets' first two games, but the 6-10 senior finished strong with 11 points and six rebounds in the second half against Hawai'i.

- Banks blocked one shot against Hawai'i, and has 36 in 12 games this season for an average of 3.0, dropping to No. 2 in the ACC after leading the conference the entire season.

- Bubba Parham rebounded from a scoreless effort in 9:58 against Houston to score seven points (3-4 FG) with three rebounds and provide a strong defensive effort for the Jackets in 29:47 against Hawai'i.

## Georgia Tech By the Numbers

1	SEC Championships
1	NCAA Post-Graduate Scholar
1	Naismith Award winner
2	Final Four appearances
2	ACC regular-season titles
2	ACC Players of the Year
2	National Freshmen of the Year
3	ACC Championships
3	Years a Member of the Metro Conference
5	First-team All-America players
6	Jersey numbers retired
6	Academic All-Americans
7	NCAA Sweet 16 appearances
8	Wins over teams ranked No. 1
8	NBA lottery picks
12	ACC Rookie of the Year honorees
14	Head coaches in program history
16	NCAA Tournament berths
19	NBA first-round draft picks
24	Total postseason berths (NCAA and NIT)
32	Years a Member of the SEC
40	Years a Member of the ACC
47	Players taken in the NBA Draft
48	Players selected All-ACC
228	Weeks ranked in either AP or Coaches Poll

## Pastner's Key Metrics

- **Assists to made field goals:** Tech has assisted on 144 of 295 field goals (48.8 percent) this season. The Jackets had nine assists on 25 made field goals against Hawai'i, falling below their nightly goal of 60 percent for the eighth time this season.

- **Free throws made to opponents' attempts:** Tech hit 49-of-65 free throw attempts (75.4 pct.) in the Diamond Head Classic to its opponents 50-of-67 (74.6 pct.). The Jackets are 41-19 under Josh Pastner when attempting more free throws than the opponent. Tech has connected on just 62.8 percent of its free throws this season and has averaged just 12.1 points per game from the charity stripe.

- **Turnovers:** Tech committed 42 to its opponents' 50 in the Diamond Head Classic. The Yellow Jackets have turned the ball over more than their opponent in nine of 12 games. The Jackets have averaged 17.2 turnovers in eight games, forcing 15.6. Target each night is to commit 11 or fewer, which Tech met only three times last season (all in the last four games) and once this season. More telling for Tech under Josh Pastner is that when Tech has committed fewer turnovers than its opponent, it is 24-16. When it has committed more, it is 27-34.

## Tech All-Time vs. the ACC

Opponent	Overall	in ACC	Tourney	In McCamish Pavilion	In Opponent Current Venue	Current Streak
Boston College	14-12	10-11	1-3	2-1	3-6	Won 1
Clemson	62-73	34-50	4-1	2-4	8-39	Lost 5
Duke	23-73	19-61	3-7	0-2	5-36	Lost 12
Florida State	28-42	18-28	0-2	0-3	8-15	Lost 3
Louisville	13-21	0-6	--	0-3	0-2	Lost 8
Miami	9-14	7-13	0-1	1-3	3-6	Lost 1
North Carolina	24-69	22-55	5-4	0-4	4-25	Lost 2
NC State	41-57	33-43	3-3	1-3	5-11	Won 3
Notre Dame	10-10	4-8	--	4-1	1-7	Lost 2
Pittsburgh	8-4	3-4	0-1	2-1	1-2	Won 2
Syracuse	5-6	5-4	--	1-2	2-3	Lost 1
Virginia	40-42	38-41	5-5	2-2	1-8	Lost 5
Virginia Tech	6-20	5-16	1-3	1-4	1-10	Lost 6
Wake Forest	43-40	42-38	0-4	5-0	8-20	Won 2

## TECH NOTEBOOK

## The Last Time a Jacket...

## Scored 30 or more points:

Michael Devoe, 34 vs. Georgia, 11/20/19

## Led Tech in scoring off the bench:

Evan Cole, 16 vs. USC Upstate, 1/2/19

## Grabbed 15 or more rebounds:

Josh Okogie, 16 at Florida State, 1/24/18

## Had 10 or more assists:

Josh Heath, 10 vs. NC State, 1/15/17

## Had a double-double:

Moses Wright (19 pts/10 reb) vs. Houston, 12/23/19

## Played 40 minutes in regulation:

Michael Devoe vs. Notre Dame, 3/12/19

## Played every minute of an overtime game:

Michael Devoe (45 minutes/1 OT) vs. Boston College, 3/3/19

## Played every minute of a multiple-OT game:

Matt Harpring (50 minutes/2 OT) vs. North Carolina, 2-8-98

## The Last Time the Jackets...

## Scored 100 or more points:

vs. Green Bay (107-77) on 11/19/15

## Scored 100 or more points in regulation:

vs. Green Bay (107-77) on 11/19/15

## Scored 100 or more points in consecutive games:

vs. Jackson State (100-70) on 11/13/06, Georgia State (103-74) on 11/16/06

## Scored 100 or more points twice in one season:

vs. Cornell (116-81), 11/13/15, Green Bay (107-77) on 11/19/15

## Allowed 100 or more points:

vs. Duke (110-57) on 1/4/17

## Allowed 100 or more points in regulation:

vs. Duke (110-57) on 1/4/17

## Shot 60 percent or better:

.603 (47-78) vs. Cornell, 11/13/15

## Failed to make a three-point basket:

0-for-12 vs. Virginia, 1/22/15

## Did not allow a three-point basket:

0-for-11 vs. Pittsburgh, 3/5/16

## Failed to make a free throw:

0-for-6 vs. Duke, 1/7/14

## Grabbed 50 or more rebounds:

50 vs. Arkansas, 11/26/15

## Two players had a double-double:

Moses Wright (12 pts/12 reb) and James Banks (12 pts/10 reb) vs. Bethune-Cookman, 12/1/19

## Two players had 10 or more rebounds:

Wright (12) and James Banks (10) vs. Bethune-Cookman, 12/1/19

## Had 25 or more assists:

29 vs. Kennesaw State, 12/28/18

## Blocked 10 or more shots:

11 vs. Georgia, 11/20/19

## Had 15 or more steals:

15 at Syracuse, 1/12/19

## Had fewer than 10 turnovers:

9 vs. Houston, 12/23/19

## Had five or more players in double-figures in points:

5 players (all 5 starters) at NC State, 11/5/19

## Had no player score 10+ points:

Virginia (57-28 loss), 1/22/15

## Allowed no player to score 10+ points:

Hawaii'i (73-40 win), 12/25/19

## Had no player play 30 minutes:

Elon (64-41 win), 11/11/19

## Won by 30 or more points:

Kennesaw State (87-57), 1/28/18

## Won by 40 or more points:

Kentucky State (98-50), 1/30/10

## Won by 50 or more points:

Winston-Salem State (97-46), 1/3/07

## Lost by 30 or more points:

Syracuse (97-63), 12/7/19

## Played an overtime game:

vs. Arkansas (lost 62-61), 11/25/19

## Defeated a Top 10 team:

#6/8 Florida State (78-56), 1/25/17

## Defeated a Top 25 team:

#25 Notre Dame (60-53), 1/10/18

## Defeated a Top 10 team on the road:

#7/7 Syracuse (67-62), 3/4/14

## Defeated a Top 25 team on the road:

#23/23 Miami (70-50), 1/28/15

## Had a game postponed:

Boston College (in Atlanta), 2/12/14 (weather)

## Had a game cancelled:

Fordham (in Atlanta), 11/27/10 (weather)

• **Guard rebounding:** Tech's players outside of Banks, Cole and Wright collected 16 of the Jackets' 22 defensive rebounds against Hawai'i. For the season, they have 149 of the Jackets' 329 defensive rebounds (43.5 percent).

## Pre-Season Storylines

• **Rise above** - The Yellow Jackets finished last season 10th in the ACC after being projected to finish no higher than 13th in the preseason. It was Tech's highest finish since tying for ninth in 2013. Tech also outperformed projections in 2016-17, finishing 11th after being picked to finish 14th in Josh Pastner's first season. The Jackets have been projected to finish 12th this season in the official preseason poll of ACC media.

• **Core group returns** - Georgia Tech returns all five players who started its final two games of the season, and eight players who started a total of 123 games.

• **Firepower returning** - Tech returns its top three scorers from the 2018-19 season - Jose Alvarado, James Banks III and Michael Devoe - who accounted for 48.4 percent of its points, 41.6 percent of its rebounds and 47.2 percent of its minutes. Altogether, Tech returns eight of its top 11 players, who combined for 73.2 percent of its points, 66.4 percent of its points and 73.7 percent of its minutes. Those eight players combined to start 123 games.

• **Get old and stay old** - Tech's core eight returning players include two seniors, three juniors and three sophomores.

• **Reinforcements** - Tech has added two high-level transfers in 6-7 forward Jordan Usher from Southern California and 5-11 guard Bubba Parham from VMI, both of whom hail from the Atlanta area and were successful with their former schools. Usher, a former 4-star high school prospect, averaged more than eight points a game last year at USC, while Parham, an All-Southern Conference selection, led the SoCon in scoring at 21.4 points per game. Parham was granted immediate eligibility by the NCAA. Usher, who enrolled at Tech last January, becomes eligible for the Jackets' Dec. 18 game against Ball State. The Jackets also signed an all-state high school guard from South Carolina in 6-5 Asanti Price.

• **First time** - Georgia Tech's roster is composed entirely of student-athletes recruited by head coach Josh Pastner and his staff for the first time in Pastner's tenure.

• **Peachy** - All four of the transfers on Georgia Tech's roster are from the Atlanta metropolitan area and went to high school here - James Banks III (Decatur/Mount Vernon Presbyterian School), Bubba Parham (Snellville/Brookwood HS), Shembari Phillips (Atlanta/Wheeler HS) and Jordan Usher (Canton/Wheeler HS).

• **105th season** - Georgia Tech is playing its 105th season of basketball in 2019-20 and has an all-time record of 1,360-1,249.

• **55** - Total years of full-time experience on Division I staffs for Tech's coaching staff.

## Build the Wall

Due to its ability to play both zone and man-to-man and keep opponents off-balance, Georgia Tech has been able to rely on its mixture of defenses to win games over Josh Pastner's first three seasons at Georgia Tech.

According to KenPom.com, Georgia Tech ranks No. 28 nationally in defensive efficiency (89.8 points per 100 possessions), No. 19 in effective defensive field goal percentage (43.6), No. 28 in two-point field goal defense (42.8) and No. 56 in three-point defense (30.0).

Tech has held five opponents to their lowest defensive efficiency of the season, including two of its foes in Hawai'i - Elon, Arkansas, Nebraska, Boise State and Hawai'i.

Overall, Tech is ahead of last season's finish of No. 43 (96.6). Tech ranked as high as 11th during last season before adjusting its lineup in an effort to boost its offensive output, and was No. 5 in the ACC and No. 53 in the NCAA in scoring defense at 66.6 points per game.

## Tech's ACC Block Leaders

1983-84	John Salley	2.3
1997-98	Alvin Jones	4.3
1998-99	Alvin Jones	3.5
1999-00	Alvin Jones	2.5
2002-03	Chris Bosh	2.2
2016-17	Ben Lammers	3.4
2018-19	James Banks III	2.5

Tech's 2016-17 team ranked No. 6 in adjusted defensive efficiency (91.0) according to KenPom.com. That group ranked fourth in the ACC in scoring defense (66.8 ppg) and No. 1 in FG percentage defense (39.8 pct.).

• **Said Nebraska coach Fred Hoiberg:** *"They do a good job with that. It is a zone you don't see very often. It's a lot like when I was in the Big 12, like Baylor and their zone with their wings outside. It starts in a 1-3-1 and kind of morphs back into a 2-3. Then when you do get it inside you have to shoot it over the big fella, which is tough to do. I thought the movement for the most part in the second half was really good, especially seeing the zone for the first time. You try to simulate in practice, but it's impossible to do. If you keep the ball moving and create good looks ... hopefully we'll make them the next time we get that opportunity."*

## Assisted Living

Georgia Tech coach Josh Pastner preached and prodded his Yellow Jackets on ball and player movement and hard cutting from the first time he got his team on the practice court. His primary measuring stick on how well the Jackets perform offensively is their ratio of assists to made field goals, and the Jackets' struggle to score last season was not for lack of ball movement.

**Tech currently ranks No. 248 nationally in assists to made field goals (48.5 pct.) after assisting on just 30 of 89 field goals in its last four games.** Pastner's nightly goal is 60 percent. The national average is 51.8 percent.

**Tech finished last season No. 49 in 2018-19 at 57.6 percent (56.4 pct. in ACC games), well above the national average (52.1 pct.) in that category.** In Pastner's first season, the Yellow Jackets ranked 13th nationally at 62.6 percent, the team's highest rate since the 2000-01 season. Tech's number was 63.2 percent in ACC games.

**Tech's top assists-to-made field goals ratios:** 1987-88 - 68.3; 1988-89 - 65.9; 1986-87 - 65.8; 1992-93 - 65.0; 1985-86 - 64.8; 2000-01 - 62.9; 1999-00 - 62.9; 2016-17 - 62.6

## Jose Can You See

Point guard Jose Alvarado, recruited to Georgia Tech primarily for his winning attitude and determination, was given the green light by head coach Josh Pastner to handle the position as a freshman, sink or swim.

The Brooklyn native, the first Tech player from the New York area in nearly 20 years, made a huge difference for the Yellow Jackets with his return to the court in Hawai'i, playing an average of 33 minutes per game and 9.7 points. Tech's offensive efficiency (in points per 100 possessions) improved to 98.7, 89.1 and 99.8 in its three games in Hawai'i from 80.9, 78.9 and 64.2 in the three games prior. The Jackets' defensive efficiency improved as well.

The junior had missed seven full games and most of an eighth before that trip with a right ankle sprain suffered before the Jackets' played their second game of the season against Elon.

He developed into the Yellow Jackets' engine on the floor as a sophomore, leading the Jackets in scoring (12.5 ppg), assists (3.6 apg), steals (1.8 pg) and free throw percentage (76.9 pct.) in ACC games. He also took 3.9 rebounds on



# TECH NOTEBOOK

## Media Guidelines

Georgia Tech's practices are closed to the public and the media, but coaches and student-athletes are made available prior to each game before one of the team's practices. Notices will be distributed weekly to confirm the schedule.

TV stations will be allowed to shoot B-roll of practice on occasion.

Media are asked to notify Mike Stamus *the day before* of their need to attend and to make specific student-athlete requests.

Interview requests with student-athletes that need to be conducted at other times must be arranged through the Georgia Tech communications office at least 24 hours in advance. These interviews will be conducted at a time and place convenient to the student-athletes' availability and class schedule.

Media are asked not to contact student-athletes directly either by phone, e-mail, text or social media. They are instructed not to respond. Every effort will be made to make them available.

## Interviewing Coach Pastner

Media wishing to speak with Coach Pastner at times other than scheduled media availabilities must notify Mike Stamus in the communications office in advance to make or confirm arrangements. He also is available each Monday on the ACC Teleconference (10:50 a.m.) beginning January 6.

## Post-Game Protocol

Each head coach will hold a post-game press conference in the designated interview room (Shah Media Room at McCamish Pavilion).

Student-athletes requested by the media will be brought to the interview room following the coaches press conferences, when the team is at home, outside the team's locker room when the team is on the road.

## Josh Pastner Radio Show

Head coach Josh Pastner's weekly radio show airs each Monday from 7-8 p.m. on "680 the Fan" and 93.7 FM, beginning in December.

## ACC Coaches Weekly Teleconference

The 15 ACC head basketball coaches will be featured on nine Monday teleconferences during the 2019-20 season, beginning on January 6, and continuing through March 2. Each coach will have 10 minutes to make an opening statement and answer questions. There will be an instant replay of each teleconference on the Conference's internet site TheACC.com each Monday afternoon.

**Coach Josh Pastner's regular time will be 10:50 a.m.** Coaches whose teams play on Monday in January and February are not required to participate in that day's call. Coaches who do not have a Monday game - Georgia Tech is one - will be on every Monday at the same time. The teleconference schedule for each Monday will differ for the other head coaches, depending on what teams play that Monday night.

Contact Andy Fledderjohann at the ACC media relations office (afledder@theacc.org) for the call-in number and for questions on the schedule.

average in ACC games, tied for second most on the squad.

Alvarado has posted 38 double-figure scoring games in his career, 10 times scoring 20 or more. And the 6-foot playmaker has averaged more than 34 minutes per game, with 13 complete 40-minute games.

• **Said Pittsburgh coach Jeff Capel:** *"[Jose] Alvarado is a big-time competitor. We told our guys coming into this game, I know that kid and I know his spirit. With his team struggling, I knew that he would try to take it upon himself to be aggressive and have a great game. He was sensational."*

## Devoe Breaking Out

Freshman guard Michael Devoe, the highest-rated high school prospect Georgia Tech has recruited under Josh Pastner, steadily improved over the course of his freshman season and has made a quantum leap for the Yellow Jackets early this season.

The Orlando, Fla., sophomore led the ACC in scoring for much of the early going, currently No. 5 at 17.8 points per game, and topped the NCAA rankings in three-point shooting earlier in the season (currently at .411, 23-of-56). He came out of a shooting slump in Hawai'i, hitting 17 of 35 shots from the floor in three games, and 4-of-8 from three-point range against Houston and Hawai'i after going 2-for-19 in the four games prior.

Devoe has scored 20 or more points in five games this season, including a career-best 34 in a loss to Georgia that earned him ACC Player of the Week honors.

As a freshman, the Orlando, Fla., native began the season slowly after missing significant practice time with a toe injury, but steadily played more minutes and improved his production. He connected on 43.8 percent of his three-point tries in ACC games and averaged 35.4 minutes (10th-most). He hit 32-of-68 (47.1 pct.) three-point tries in his last 15 games.

## Banking Hours

The most significant development in the direction of last year's Georgia Tech team may have occurred Nov. 13, when the NCAA granted James Banks III immediate eligibility after his transfer from Texas.

Tech received that news while conducting its shootaround for its second game of the season, at Tennessee. Arrangements were made to get Banks to Knoxville (transfers do not travel with the team), where he contributed five points and seven rebounds in a 66-53 loss.

The personable 6-9 post player progressed rapidly after that modest start. He logged seven double-doubles, finished the season as Tech's No. 2 scorer and top rebounder, and finished 11th in the nation in blocked shots anchoring Tech's defense.

This season, he has added three more double-doubles, ranks No. 12 in the nation in blocked shots at a rate of 3.0 per game, and ranks No. 11 in the ACC in rebound average (7.3).

## Getting it Wright

Part of Georgia Tech's improvement at the end of last season can be attributed to the development of sophomore forward Moses Wright, who played only one year of high school basketball and was not rated at all coming out of high school.

The 6-9 Raleigh, N.C., native has continued where he left off in 2018-19, starting every game this season and sitting No. 2 on Tech's scoring chart (12.8 ppg) and No. 1 in rebounding (7.8 rpg), while connecting on 57.1 percent of his shots from the floor. He ranks No. 2 in the ACC in field goal percentage, and No. 8 in rebound average.

Wright made the all-tournament team at the Diamond Head Classic, averaging 17.7 points and 7.3 rebounds while connecting on 63.6 percent of his field goal tries.

Wright started the Yellow Jackets' last seven games of 2018-19 and blossomed in the last four, averaging 15.6 points and 6.2 rebounds while connecting on 36-of-58 field goals. He finished off the season with a career-high 25 points (12-of-18 FG) in the ACC Tournament against Notre Dame.

## Building Depth

The upward progress of Georgia Tech's program is evident in the development of its last two classes, each of whom has played significant minutes and made significant contributions on the ACC level. Though not highly-rated in terms of rankings, the players have a wide range of skills and are developing into consistent conference-level performers for the next couple of years.

a. The 2017-18 class of Jose Alvarado, Evan Cole and Moses Wright combined to start 54 games last season, contributing 20.7 points, 8.7 rebounds and 57.5 minutes per game.

b. The 2018-19 class of Michael Devoe, Khalid Moore and Kristian Sjolund combined to start 37 games last season, contributing 15.7 points, 5.4 rebounds and 54.4 minutes.

c. James Banks III, who transferred from Texas, took just 23 games to eclipse his two-year totals at Texas, averaging 10.5 points and 7.7 rebounds and leading the ACC in blocked shots (2.52 per game).

## More Player Development Success

Notable player development successes over the past three seasons include Josh Okogie, Ben Lammers, Tadic Jackson, Abdoulaye Gueye, James Banks III and Moses Wright, who maximized their skill sets and their production under the current coaching staff.

Okogie went from being ranked 11th in the state as a HS senior to a first-round NBA draft pick. In the last two seasons, Gueye, a 6-9 forward, developed from a project player into an ACC-level contributor. Banks, a 6-9 center, exceeded his two-year totals at Texas in just 23 games and led the ACC in blocked shots. Graduate transfer Brandon Alston had similar statistical numbers at the ACC level as he compiled in two seasons at Lehigh. Wright blossomed at the end of the 2018-19 season and averaged more than 15 points and six rebounds, tripling his season scoring average and doubling his rebound norm.

## Jackets' Newcomer Class

• **David Didenko**, a 6-9, 232-pound forward originally from Yakutsk, Russia, attended Boca Raton Community High School before enrolling at Palm Beach State, a junior college in Boca Raton, for the 2018-19 academic year. A full academic qualifier in high school, Didenko enrolled at Tech in the summer and has three years of eligibility with the Yellow Jackets. Didenko moved to the United States in 2010, at the age of 11. Prior to his enrollment at Boca Raton, Didenko attended Northeast High School as a junior, and Montverde Academy for his ninth- and 10th-grade years.

• **Bubba Parham**, a 5-10 transfer from VMI, received NCAA approval waiving his required year of residency on Sept. 11 and has two seasons of eligibility at Georgia Tech. A native of Snellville, Ga., Parham attended Brookwood High School, transferred to Tech in June after two standout seasons at VMI in Lexington, Va., where he earned second-team All-South Conference honors in 2018-19 and was named the conference's Freshman of the Year in 2017-18. Last season, Parham led the Southern Conference with 21.4 points per game, scoring 30 points or more nine times.

• **Asanti Price**, a 6-5, 177-pound guard from Columbia, S.C., and W.J. Keenan High School, signed with Tech in the spring. Rated a three-star prospect and ranked No. 74 among shooting guards nationally in the 247Sports composite rankings, Price led W.J. Keenan High school with 17.9 points per game and was considered one of the top shooters in the area during the 2018-19 season.

• **Jordan Usher**, a 6-7, 225-pound forward, transferred from Southern California and enrolled at Tech last January after playing a season and a half for the Trojans. A former 4-star prospect from Canton, Ga., Usher played in all 36 games with two starts for the Trojans as a freshman in 2017-18, averaging 4.8 points and 2.0 rebounds per game while connecting on

# TECH NOTEBOOK

## McCamish Pavilion 411

**Name:** McCamish Pavilion (mc-CAME-ish), named for Atlanta insurance executive Hank McCamish who gave the lead gift for the facility

**Capacity:** approximately 8,600 (6935 court level, 1665 balcony level)

**Cost:** \$50 million

**Contractor:** Whiting-Turner

**Architect:** Populous

**Cremens Court:** the court remains named for the former Tech head coach

**Alexander Courtyard:** located at the Fowler Street entrance, honors the former Tech director of athletics and the history of the former Tech home arena named for him

**Grand entrance:** 10th and Fowler Streets, foyer includes graphic representations of retired jerseys and Tech's two Final Four appearances

**Other entrances:** West entrance off Fowler Street (students and media), East entrance from main arena parking (for club patrons)

**Features:** center-hung scoreboard and video boards, mezzanine fascia ribbon boards, theatrical lighting, primarily chairback seating, club area

## Facts and Dates

- 2,500 cubic yards of concrete removed
- 3,000 cubic yards of concrete installed
- 500 tons of new steel installed
- Over 1 mile of new railing installed
- 20,000 gallons of paint used
- 2,000 feet of new mechanical piping
- 2,500 feet of new ductwork
- \$4M in new audio-visual and scoreboards
- 50 TV's throughout the concourse and Callaway Club
- Farthest distance material has traveled to get on site: 4,835 miles
- Shortest distance material has traveled to get on site: 1 mile
- Number of Tech alumni involved in the project: over 100
- Number of days construction took: 520
- Number of 1950's old style Coke bottles found while installing the underground foundations: 11
- Number of new staircases: 13
- Number of new sports lights for the competition floor: Over 300
- 270-degree court view from concourse

**Groundbreaking:** May 5, 2011

**Opening:** October, 2012

**First public event:** Oct. 21, 2012 - Jacket Jam (men's and women's scrimmages)

**First men's game:** Nov. 9, 2012 vs. Tulane

**Head coaches:** Brian Gregory of Georgia Tech, Ed Conroy of Tulane

**Officiating crew:** Karl Hess, Gary Maxwell, Raymond Styons

**TV announce crew:** Tom Werme, Cory Alexander (ACC Network)

**First Tech points:** Marcus Georges-Hunt (2 FT, 18:13, 1st half)

**First basket:** Tulane's Josh Davis (18:44, 1st half)

**Attendance:** 8,600 (sellout)

**First women's game:** Nov. 11, 2012 vs. Tennessee

*Tech played 55 seasons in Alexander Memorial Coliseum, compiling a record of 556-194 (.741). Miami was the last team to play Tech there, a game Tech won, and was the first ACC team to play in McCamish Pavilion, which Miami won. For the 2011-12 season, Tech played its home games at Philips Arena and the Arena at Gwinnett.*

40.9 percent of his three-point field goal attempts. In 2018-19, Usher played in 12 games and made two starts, averaging 8.6 points and 3.7 rebounds.

## Wire-to-Wire

Though he has expanded his bench to reflect the growing level of talent within the program, head coach Josh Pastner remains committed to a tight playing rotation, reminiscent of the way Bobby Cremins coached the Yellow Jackets over his 19 seasons.

This season, with six power conference teams already played, Tech's reserves have played 23.8 percent of the minutes (No. 317 in the nation), slightly more than the 23.6 percent they played during ACC games last season.

Michael Devoe (36.1) ranks No. 2 in the ACC in most average minutes played this season, and No. 51 nationally in percentage of minutes used (KenPom.com).

Jose Alvarado, who had played 96.7 percent of possible ACC minutes prior to his Feb. 11 injury as a freshman, averaged 36.2 minutes in ACC games last season and played 35 or more minutes 18 times. This season, he missed seven full games and most of a eighthth with an ankle injury.

Last season, Alvarado and Devoe both ranked among the ACC's top 10 and combined for eight 40-minute games. Alvarado has posted 13 40-minute games in his career.

Tech players had 20 complete games combined in 2017-18, and had at least one player play the full 40 in 12 of 19 ACC games (regular season plus tournament).

*NOTE: Between the Cremins era and the arrival of Pastner, only one Georgia Tech player played every minute of a game, regulation or overtime, and that was Marcus Georges-Hunt on Feb. 20, 2016, in a win over Notre Dame at home. In the final 15 seasons of Cremins' tenure (1985-86 through 1999-2000), a total of 196 players logged a 40-minute game.*

## Tech 4-0 in Summer Tour of Spain

Georgia Tech went 4-0 in its seven-day August tour of Spain, winning two games each in Barcelona and Madrid against a collection of players from Spanish professional leagues.

The tour took place from August 8-16, coinciding with the break between summer and fall academic terms. The Yellow Jackets spent the first three days (Aug. 9-11) in Barcelona, took a high-speed train to Madrid, where they stayed from Aug. 12-16.

The Yellow Jackets won their four games by an average of 19.8 points, the closest game being an 87-83 win in the final contest, and averaged 93 points per game while working to play an up-tempo style.

Tech shot 55.8 percent from the floor overall, 34.5 percent from three-point range while hitting an average of 10.5 three-pointers per game.

The Jackets' top three-point shooters in the tour were Jose Alvarado (8-of-16), Shembari Phillips (6-of-12) and Michael Devoe (8-of-19).

Tech assisted on 84 of 138 field goals - 60.8 percent, 21 assists per game.

Along with the basketball competition, the Yellow Jackets visited the professional soccer facilities of FC Barcelona and Real Madrid, and the La Sagrada Familia basilica in Barcelona among other activities.

Tech has made summer international tours twice previously, most recently to The Bahamas in 2015. The Jackets traveled to France in August of 1991.

## Winning Starts at Home

Georgia Tech and head coach Josh Pastner have made a priority of making McCamish Pavilion a real homecourt advantage for the program, and the Yellow Jackets made a good start on that by setting a program record for wins at home (17) in 2017-18, which included a 7-2 ACC record and two NIT victories.

Tech is 16-12 against ACC teams at home under Pastner, and that includes a 5-5 mark against ranked opponents.

Tech is 43-21 at McCamish Pavilion under Pastner, 86-47 since the building opened for the 2012-13 season.

## Jackets Sign Three in Early Period

Georgia Tech filled all three of its available scholarships during the early signing period, signing four-star 7-1 center **Saba Gigiberia**, three-star 6-2 guard **Tristan Maxwell** and four-star 6-9 forward **Jordan Meka**.

Gigiberia, originally from Tbilisi in the Republic of Georgia, attended Prolific Preparatory School in Napa, Calif., after a year at Findlay Prep in Las Vegas, Nev. He has represented Georgia in the FIBA U16 and U18 European Championships.

Meka, originally from Yaounde, Cameroon, has attended Mt. Bethel Christian Academy in Marietta, Ga., since ninth grade, and has made all-state teams the last three years and is the school's all-time leading scorer, rebounder and shot-blocker.

Maxwell, the son of 13-year NBA veteran Vernon Maxwell, led class 4A in three-point shooting last season at North Mecklenburg High School in Huntersville, N.C. He is the school's all-time leading three-point shooter and is nearing the school's all-time scoring record.

## 20-Game ACC Schedule Rotation

Beginning this season, the Atlantic Coast Conference has implemented a 20-game schedule for all its teams and announced a rotation that will carry the league through the next three seasons (through the 2021-22 season).

Each team plays its two primary rivals every season both home and away (four games, Clemson and Notre Dame remain Georgia Tech's primary home-and-away opponents) and four repeat opponents both home and away (eight games). The remaining eight opponents will be single games, four at home and four on the road. The full cycle of repeat opponents will be complete following the third year.

Under the former 18-game schedule, each team played four opponents both home and away each season, four at home and four away.

In 2019-20, Georgia Tech is playing Louisville, NC State, Pittsburgh and Syracuse both home and away in addition to Clemson and Notre Dame, with Duke, Miami, Virginia and Virginia Tech visiting McCamish Pavilion.

In 2020-21, Tech's home-and-away opponents will be Clemson, Notre Dame, Duke, Florida State, Virginia and Wake Forest, with home games against Boston, North Carolina, Pittsburgh and Syracuse.

In 2021-22, the Yellow Jackets play Clemson, Notre Dame, Boston College, Miami, North Carolina and Virginia Tech both home and on the road, and will host Florida State, Louisville, NC State and Wake Forest.

## Three Tech Alumni on NBA Rosters

Since 1982, Georgia Tech has produced 19 first-round NBA draft picks and 46 draft picks overall. A total of 38 Georgia Tech alumni have played in the NBA.

Four former Georgia Tech basketball stars are currently on NBA rosters, including guard **Josh Okogie**, who was drafted 20th overall by for the Minnesota Timberwolves in 2018 and is in his second season with the team.

**Thaddeus Young**, a 12-year NBA veteran, finished three full seasons with the Indiana Pacers in 2019 after playing seven seasons in Philadelphia, one in Minnesota and two in Brooklyn. He signed with the Chicago Bulls during the off-season.

**Derrick Favors** emerged as a key figure in his nine seasons with the Utah Jazz, but became a free agent after the 2018-19 season and signed with the New Orleans Pelicans.

**Iman Shumpert**, an eight-year NBA veteran who went in the first round of the NBA draft to New York in 2011, signed with his fifth team, the Brooklyn Nets, last month, but was released on Dec. 11.



# TECH NOTEBOOK

## Tech Alumni in the NBA

Player	Team
Derrick Favors	New Orleans Pelicans
Josh Okogie	Minnesota Timberwolves
Iman Shumpert	Brooklyn Nets (released on Dec. 11)
Thaddeus Young	Chicago Bulls

## Tech Alumni Elsewhere

Brandon Alston	N.A. Arizona (G League) / Moncton Magic (Canada)
Alade Aminu	Polski Cukier Torun (Poland)
Tony Akins	KCC Egis (South Korea)
Will Bynum	Bivouac/Big 3 (USA)
Lewis Clinch	Grindavik (Iceland)
Demarco Cox	Quimper (France)
Mouhammad Faye	Crvena Zvezda (Serbia)
Marcus Georges-Hunt	Guangzhou (China)
Dion Glover	Bivouac/Big 3 (USA)
Trae Golden	Bahcesehir Koleji Istanbul (Turkey)
Abdoulaye Gueye	Final Spor Gendik Bursa (Turkey)
Josh Heath	Leuven Bears (Belgium)
Kammeon Holsey	BK Nova Hut Ostrava (Turkey)
Jarrett Jack	Sioux Falls Skyforce (G League)
Tadic Jackson	Senjir (Slovenia)
Ben Lammers	RETAbet BB (Spain)
Gani Lawal	Al-Muharraq (Bahrain)
Stephon Marbury	Beijing Fly Dragons (China)
Anthony McHenry	Shinshu BW (Japan)
Daniel Miller	Sendai 89ers (Japan)
Charles Mitchell	Bank of Taiwan (Taiwan)
Anthony Morrow	Bivouac/Big3 (USA)
Zachery Peacock	JL Bourg (France)
Glen Rice, Jr.	New Zealand Breakers (New Zealand)
Robert Sampson	Grand Rapids (G League)
Avi Schafer	Shiga L-Stars (Japan)
Adam Smith	PAOK (Greece)
Jeremis Smith	Biqua (Uruguay)
Quinton Stephens	Leyma Basquet Coruna (Spain)
James White	Ural Ekaterinburg (Russia)

## Former Tech Players in Coaching

Player (at Tech)	Current Position
Kenny Anderson (1989-91)	*Fisk University
Ty Anderson (2006-09)	*Holy Spirit Prep
Rod Balanis (1990-94)	#Notre Dame
Anthony Byrd (1981-84)	*Knightdale (N.C.) HS
Saun Fein (1999-2001)	#Brooklyn Nets
Dion Glover (1997-98)	#Grand Rapids (NBA G-League)
Pierre Jordan (2011-13)	#Tennessee State
Maurice Miller (2007-11)	*Arlington HS (Memphis)
Winston Neal (1999-01)	*Columbia State (Tenn.)
Mark Price (1982-86)	Denver Nuggets
Fred Vinson (1992-94)	#New Orleans Pelicans
Mfon Udofia (2009-13)	#College Park (NBA G-League)

## Former Tech Coaches in Coaching

Coach (at Tech)	Current Position
Amir Abdur-Rahim (2011-12)	*Kennesaw State
Perry Clark (1982-88)	#South Carolina
Sherman Dillard (1988-94)	#Iowa
Chad Dollar (2011-16)	#Georgia
Bruce Evans (2012-16)	#North Florida
Brian Gregory (2011-16)	*South Florida
Tavaras Hardy (2016-18)	*Loyola-Maryland
Tom Herrion (2014-16)	#South Florida
Chris Kreider (2007-09)	#Georgia State
Robert McCullum (2010-11)	*Florida A&M
Mamadou N'Diaye (2014-16)	#San Francisco
Billy Schmidt (2011-14)	+OKC Thunder
Cliff Warren (2000-05)	#Georgia State
Charlton Young (2005-09)	#Florida State
<i>*head coach; #assistant coach; +other staff</i>	

## Arts and Letters

Beginning with Moe Miller and Lance Storrs in the summer of 2011, every four-year senior in the Georgia Tech program has graduated, with the exception of the Yellow Jackets' 2018 two seniors, who are both expected to return and complete their degrees this summer after a year of pro ball overseas.

Graduate student Brandon Alston (economics), fifth-year senior Abdoulaye Gueye (business administration) and fourth-year junior Sylvester Ogbonda (business administration) all will complete their course work this semester and receive their degrees in May.

Georges-Hunt and Jackson made the Academic All-ACC team twice, and the Yellow Jackets have had at least one player named to that team since it was instituted for the 2010-11 season.

Tech's men's basketball team has recorded the highest Academic Progress Report scores the last five years since the NCAA began tracking academic performance in 2004-05. The Jackets scored a perfect team single year APR score of 1000 three straight years from 2011-13.

## Basketball graduates

2012 - Derek Craig, Nick Foreman
2013 - Mfon Udofia, Pierre Jordan (Master's), Brandon Reed
2014 - Kammeon Holsey, Daniel Miller, Jason Morris
2015 - Robert Sampson
2016 - Marcus George-Hunt, Travis Jorgenson
2017 - Josh Heath, Corey Heyward, Kellen McCormick (Master's), Jordan Price (Master's), Rand Rowland, Quinton Stephens
2018 - Tadic Jackson, Ben Lammers (has one course to complete)
2019 - Abdoulaye Gueye, Sylvester Ogbonda, Brandon Alston (Master's)

## Welcome to The Hank

Georgia Tech is playing its seventh season in McCamish Pavilion, which was essentially brand new when it opened for the 2012-13 season. The only physical elements of McCamish Pavilion that remain from the venerable Alexander Memorial Coliseum are the roof and the 32 steel ribs that support it.

The capacity of McCamish Pavilion is 8,600, including 1,665 seats in the new balcony level and 6,935 seats in the lower seating bowl. There are no suites, but there is a club area that seats 500. Alexander Memorial Coliseum seated 9,191 spectators in its final configuration.

The most impressive features of McCamish Pavilion are its grand entrance, which fronts 10th and Fowler Streets, the ability for patrons to view the court from the main concourse all the way around, and the theatrical lighting system, which concentrates light on the court while leaving the seating areas dark, modeled after the Staples Center in Los Angeles and Madison Square Garden in New York.

Tech played 55 seasons in Alexander Memorial Coliseum, compiling a record of 556-194 (.741). Miami was the last team to play Tech in Alexander Memorial Coliseum, a game Tech won, and was the first ACC team to play in McCamish Pavilion on Jan. 5, which Miami won. For the 2011-12 season, Tech played its home games at Philips Arena and the Arena at Gwinnett.

## Tech's NCAA Tournament History

Georgia Tech has played in the NCAA Tournament 16 times in its history. Fifteen of those appearances have occurred from 1985 to the present, 10 under head coach Bobby Cremins and five under Paul Hewitt.

Tech has a record of 23-16 in NCAA Tournament play, highlighted by its 2004 trip to the NCAA title game as well as a Final Four berth in 1990. The Yellow Jackets have reached the NCAA Sweet 16 seven times (1960, 1985, 1986, 1990, 1992, 1996, 2004).

The 2004 and 2005 appearances were Tech's' first back-to-back appearances since Bobby Cremins led the Institute to the Big Dance nine straight years from 1985-93.

Georgia Tech has won at least one game in 11 of its 16 NCAA Tournament appearances.

## Tech's ACC Tournament History

Georgia Tech has played in 40 ACC Tournaments, and has a 26-37 all-time record in the event. The Yellow Jackets have won three championships, in 1985 (Atlanta), 1990 (Charlotte) and 1993 (Charlotte).

Tech has been a runner-up four times (1986, 1996, 2005, 2010). The 1986, 1996 and 2010 runs to the finals occurred in Greensboro. Tech also made the finals in 2005 at the Verizon Center in Washington, D.C.

Tech was 0-2 in the ACC Tournament under coach Dwane Morrison, 15-16 under Bobby Cremins (including all three titles), 9-11 under Paul Hewitt (runner-up in 2005 and 2010), 2-5 under Brian Gregory, and 0-3 under Josh Pastner.

# BIO UPDATES

## Head Coach Josh Pastner • 4th season

After guiding Memphis to five post-season berths in seven seasons as the Tigers' head coach, Josh Pastner became Georgia Tech's 14th head basketball coach on April 8, 2016.

Implementing a high-energy style of play and creative offensive and defensive schemes, and building the Jackets' talent base for the future, Pastner has tirelessly promoted the program on campus and throughout the city of Atlanta in an effort to re-create the major homecourt atmosphere that surrounded the Yellow Jackets throughout the 1980s, 1990s and into the middle of the 2000s. The result has been numerous wins, high excitement and 12 sellouts in three seasons at McCamish Pavilion.

Two of his players - guard Josh Okogie and Ben Lammers - have earned All-Atlantic Coast Conference honors before moving on to the professional ranks. Okogie, in particular, developed from an under-the-radar high school prospect into a highly-regarded NBA rookie, having been selected 20th in the 2018 NBA Draft.

In his first season at the helm, his Yellow Jacket team defied all pre-season expectations by reaching the post-season and advancing to the finals of the National Invitation Tournament. Tech earned victories over No. 9 North Carolina, No. 6 Florida State and No. 14 Notre Dame (later vacated by the NCAA Committee on Infractions), who all finished among the top four in the ACC regular season. He was named Coach of the Year in the ACC and in NABC District 2.

Two of his players earned all-Atlantic Coast Conference honors; junior center Ben Lammers was named second-team All-ACC and ACC Defensive Player of the Year, while freshman guard Josh Okogie was named to the ACC All-Freshman team.

Though hampered by several significant injuries and other issues in 2017-18, Tech still was able to knock off a pair of top-25 teams while Lammers and Okogie again earned conference honors, and Okogie developed into an NBA first-round draft choice. In 2018-19, the Yellow jackets picked up three significant road wins - at Arkansas, Syracuse and NC State, each of whom made post-season play - and center James Banks III was named to the ACC's All-Defensive team.

Pastner, 43, compiled a 167-73 record over seven seasons as the head coach at Memphis, where the Tigers earned bids to the NCAA Tournament four times. He tied for the 10th most wins for a head coach in his first seven seasons in Division I basketball history, and was the second winningest active coach under the age of 40 in NCAA Division I at the time.

Despite his young age, Pastner has been involved in basketball at the Division I level for 21 years, as a player and an assistant coach at Arizona, and as an assistant coach and the head coach at Memphis. He has been a part of teams that have won 524 games, played in 17 NCAA Tournaments and 19 total post-season events. Teams he has been involved with have won 12 conference tournament or regular-season championships, advanced to seven Sweet Sixteens, five Elite Eights, two Final Fours and two NCAA championship games.

As an NCAA head or assistant coach and an AAU head coach, he has coached nearly 25 NBA draft selections.

Pastner's Memphis teams averaged 23.9 wins per season and compiled a conference regular-season record of 82-36, including a conference winning streak of 28 games. The Tigers went 11-4 in Conference USA and American Athletic Conference tournaments, including three championships.

He guided Memphis to five post-season berths, the NIT in 2010 and the NCAA Tournament in 2011, 2012, 2013 and 2014. Pastner twice won Conference USA Coach of the Year honors (2010, 2013) by various organizations and news media.

Pastner was born in Glen Dale, W.Va., and grew up in Kingwood, Texas. He earned his bachelor's degree in family studies in December of 1998, in just two and a half years, from Arizona and his master's degree in teaching and teacher education from Arizona in December of 1999, all while lettering four years in basketball under head coach Lute Olson.

He married the former Kerri Lamas of Sierra Vista, Ariz., in 2009. He has a stepson (Ethan) and three daughters, Payten, Kamryn and Harper.

### Pastner as a Head Coach

Season	School	Overall	Conference	Postseason
2009-10	Memphis	24-10	13-3/2nd	NIT second round
2010-11	Memphis	25-10	10-6/4th	NCAA Tournament
2011-12	Memphis	26-9	13-3/1st	NCAA Tournament
2012-13	Memphis	31-5	16-0/1st	NCAA Tournament, round of 32
2013-14	Memphis	24-10	12-6/t-3rd	NCAA Tournament, round of 32
2014-15	Memphis	18-14	10-8/t-5th	
2015-16	Memphis	19-15	8-10/7th	
<b>at Memphis</b>	<b>7 years</b>	<b>167-73</b>	<b>82-36</b>	
2016-17	Georgia Tech	0-15!	0-10/11th	NIT finals!
2017-18	Georgia Tech	12-19!	6-12/13th	
2018-19	Georgia Tech	14-18	6-12/10th	
2019-20	Georgia Tech	6-6	1-1	
<b>at Ga. Tech</b>	<b>4th year</b>	<b>32-58!</b>	<b>13-35!</b>	
<b>Career</b>	<b>11th year</b>	<b>199-131!</b>	<b>95-71!</b>	

! 22 wins and one loss from 2016-17 and 2017-18 seasons, as well as Tech's NIT appearance, vacated by the NCAA Committee on Infractions

### Pastner Resume

- Head coach, Georgia Tech (2016-present)
- Head coach, Memphis (2009-16) - 4 NCAA Tournaments, 1 NIT, 4 Conference USA titles
- Assistant coach under John Calipari, Memphis (2008-09) - NCAA Sweet 16, C-USA champions
- Assistant coach under Lute Olson, Arizona (2002-08) - 6 NCAA Tournaments, 2 Pac-10 titles
- Basketball staff assistant under Lute Olson, Arizona (2000-02) - Pac-10 champions in 2002
- Played collegiately for Lute Olson, Arizona (1996-2000) - 4 NCAA Tournaments, 1997 National Champions, 2 Pac-10 titles

## Also on the Bench

### ERIC REVENO

#### Associate Head Coach • 4th year at Tech

Eric Reveno, who served 10 years as the head coach at the University of Portland, joined Josh Pastner's men's basketball staff in May, 2016. He was promoted to associate head coach on Nov. 1, 2019.

The former post player oversaw one of the Yellow Jackets' great successes in 2016-17 in the development of 6-10 center Ben Lammers, who became a second-team All-ACC performer and the conference's Defensive Player of the Year. He also helped develop another former reserve forward, Abdoulaye Gueye, into a significant contributor for the Yellow Jackets in his final two seasons, and helped transfer James Banks III develop into one of the ACC's top defensive players in 2018-19, making the ACC's All-Defensive team.

Reveno's penchant for analytics has led to partnering the Jackets with advance technology systems to help the team's performance, such as the Noah shot-tracking system which was installed in both the Zelnak Practice Facility and the main floor at McCamish Pavilion. In addition to recruiting and on-court coaching, Reveno also handles budget management and game scheduling for the program.

Reveno and his wife, Amanda, have two children: Katie (16) and Andrew (13).

### JULIAN SWARTZ

#### Assistant Coach • 4th year at Tech

A 16-year coaching veteran, including 10 years on the NCAA Division I level, Julian Swartz was named an assistant coach on Josh Pastner's staff in August of 2018.

Swartz, 39, is responsible for on-court development of Tech players and focuses his efforts on the Yellow Jackets' defensive schemes as well as handle recruiting responsibilities. He helped guide Tech's defense to a national ranking of No. 37 in efficiency in 2018-19, according to KenPom.com, and the Yellow Jackets also ranked among the top 15 in effective field goal percentage and three-point defense.

One of two members of head coach Pastner's staff at Memphis to follow him to Georgia Tech, Swartz came to The Flats in May, 2016, after four years with Pastner at Memphis, where he served stints as assistant director of operations, director of player development and interim assistant coach. He served his first two years at Tech as director of recruiting and compliance, which included serving as the staff liaison with compliance, coordinating on-campus recruiting operations and summer camps.

### ANTHONY WILKINS

#### Assistant Coach • 2nd year at Tech

Anthony Wilkins, an Atlanta native who spent the past five seasons on the coaching staff at Tulane University, joined Georgia Tech's basketball staff in June of 2018.

Wilkins, 39, served as an assistant coach for four seasons at Tulane under two head coaches -- Ed Conroy and Mike Dunleavy - after serving as director of basketball operations during his first year with the Green Wave. At Tulane, Wilkins handled game strategy and scout prep responsibilities along with player development and recruiting duties. He also had six years of professional playing experience prior to entering the coaching world.

Focusing his on-court efforts with Tech's offense, the Yellow Jackets made significant strides toward the end of his first season on The Flats, and he is credited with the development of sophomore forward Moses Wright, who averaged more than 15 points and shot 62 percent from the floor over his last five games.

Born in Atlanta, Wilkins lived in the city for much of his childhood and attended Therrell High School for two years before finishing his high school studies at Glenville High School in Cleveland, Ohio.

# BIO UPDATES (see game-by-game stats and career highs in stat pack)

## 10 • Jose Alvarado • G • 6-0 • 179 • Jr.

- Tough, determined, high-motor point guard who has been an ironman for the Yellow Jackets when healthy
- Missed seven of eight games after season opener at NC State with right ankle injury, but returned to start all three games in the Diamond Head Classic
- Averaged 9.7 points and 3.0 assists as Tech won two of three games ... Did not shoot well from the floor, but hit some big shots and all 10 of his free throw attempts
- Opened this season by scoring 10 points with seven assists and three turnovers at NC State ... Missed all or part of next eight games (played 17:53 at Georgia)
- Has 38 career double-figure scoring games (16 as a freshman, 20 as a sophomore) ... Has topped 20 points 10 times
- Has started all but one game he has been available to play in his career ... Returned from a season-ending injury as a freshman to lead the team in scoring, assists and steals as a sophomore (missed last eight games as a freshman due to broken elbow)
- Led Tech in scoring (12.5 ppg), assists (3.4 pg) and steals (1.8 pg) in 2018-19 ... Averaged team-high 12.5 ppg, 3.9 rpg, 3.6 apg, 1.8 steals in ACC games
- Last six regular-season games of 2018-19, averaged 18.3 points, leading the Jackets in five of those games - 17 points vs. Florida State, a career-high 29 vs. Pittsburgh, 20 at Miami, 12 at Virginia, 21 vs. Boston College, and 11 at NC State
- Converted 37-of-75 field goals (49.3 pct.), 12-of-30 from three-point range (40 pct.), 24-of-32 from the free throw line (75 pct.), adding 29 rebounds, 24 assists and 12 steals
- Averaged 36.2 minutes in ACC games played full 40 minutes against Notre Dame (2nd meeting), Pitt, Miami and NC State ... Had five complete games on the season, 13 in his career

## 1 • James Banks III • C • 6-10 • 250 • Sr.

- One of the nation's top rim protectors on one of the nation's best defensive teams, made the ACC's All-Defensive team in 2019
- Three double-doubles this season, scoring 20 points with 13 rebounds and five blocked shots at NC State, 20 points and 14 boards vs. Arkansas, 12 points with 10 boards and eight blocks vs. Bethune-Cookman
- No. 2 in the ACC and No. 12 in the nation in blocked shots (36 in 12 games, 3.0 per game) ... Also ranks No. 11 in ACC in rebound average (7.3 rpg)
- Tech's No. 4 scorer currently at 9.9 ppg, finished last season second on the team
- Has shot 62.1 percent from the foul line in team-high 66 attempts (shot 71.4 percent in ACC games last season) ... Knocked down a pair of FT with two seconds remaining in OT for winning points at NC State
- Imposing physical presence in the middle ... Has a wingspan of 7 feet, 5.35 inches and a standing reach of 9 feet, 3.5 inches
- Transferred from Texas prior to the 2018-19 season and was granted immediate eligibility by the NCAA on Nov. 13, enabling him to join the Jackets on the court for their game at Tennessee ... Moved into the starting lineup in game 6 against St. John's (started 25 games)
- Ranked 11th nationally in blocked shots (2.52 per game) last season, led the ACC in all games and in conference games only (2.56) ... 31 blocks in his last 10 games, more than a third of his season total ... Finished with 78 total blocks
- Received the most extensive playing time of his career (30.3 minutes per game, 32.8 mpg vs. ACC)
- Finished 2018-19 regular season strong, averaging 15.0 ppg and 9.0 rebounds in Tech's final four games

## 3 • Evan Cole • F • 6-10 • 226 • Jr.

- Versatile frontcourt player who made the starting lineup to begin last season, but injuries and illness relegated him to a reserve role ... Worked all summer and preseason to be the Jackets' No. 2 post player behind James Banks
- Averaged 12.4 minutes this season, and started two games against Bethune-Cookman and Nebraska (8 pts, 6 reb) ... Nine points and nine boards vs. Elon, eight points and nine boards vs. Arkansas
- Averaged 5.2 points and hit 14-of-26 FG vs. power conference teams
- Success comes from hard cutting offensively and crashing the glass at both ends of the floor
- Solid play off the bench after return from ankle injury last season - personal bests of 11 points against Kennesaw State, then 16 against USC Upstate, nine points against Wake Forest, eight at Syracuse, seven at Duke and FSU
- Started last season's first two games (14.5 mpg) before injuring an ankle in game 2 at Tennessee, causing him to miss five games ... Played well over a 12-game stretch until a run-in with the flu sidelined him for three more games ... 25-of-47 from the floor, 5.3 ppg, 3.0 rpg in 12 games in between ... Did not play in the season's final three games
- Played in 24 games as a freshman, averaging 13.8 minutes in them ... Started the last seven games ... First and only career double-double (10/10) vs. Wake Forest in final regular-season game
- Originally signed a letter-of-intent to attend UNC-Wilmington, but received a release when the Seahawks' coach, Kevin Keatts, left to become the head coach at NC State

## 0 • Michael Devoe • G • 6-5 • 193 • So.

- Left-handed combo guard with a high IQ who got off to a fast start scoring and shooting the ball in Tech's first six games, leading the ACC and among the nation's top five in scoring
- Currently No. 5 in the ACC in scoring (17.8) and No. 8 in field goal percentage (46.1) ... Has hit 41.1 percent of his three-point tries, but does not have enough makes to qualify for conference rankings
- Went through a scoring and shooting slump prior to the Diamond Head Classic, but averaged 16.0 points and reached double figures in all three games, hitting 48.2 percent from the floor and 10-of-12 free throw attempts
- Hit 4-of-8 from three-point range in the last two games against Houston and Hawai'i after missing all six attempts against Boise State
- No. 2 in the ACC in minutes played (36.1 mpg) and ranks No. 47 nationally in percentage of available minutes played (KenPom) ... Ranked 11th in ACC in average minutes in conference games (35.4) as a freshman
- Scored 20 or more points five times in Tech's first six games this season, including 34 at Georgia with career-high nine rebounds
- Added 27 against Bethune-Cookman, including the game-winning points on a layup and free throw with seven seconds left, and followed that with 26 vs. Nebraska
- Over the next four games (Syracuse, Ball State, Kentucky, Boise State), he hit just 2-of-19 from three-point range and averaged 9.0 points
- As a freshman, entered the starting lineup Dec. 19 at Arkansas and started Tech's last 23 games, consistently progressing after missing six weeks of pre-season practice with a right big toe injury
- Was Tech's third-leading scorer overall (9.7) and in ACC games (10.4 ppg) last season ... Hit 43.8 percent of his three-point tries on conference play, best on the team and better than all but two of the qualifying ACC players in conference rankings (2.0 made per game minimum)
- Scored in double digits 25 times in his career, including 15 as a freshman, and has five 20+ games

## 14 • David Didenko • F • 6-9 • 232 • So.

- Last name pronounced "duh-DEN-ko"
- Played in three games this season, has yet to score
- Native of Russia who attended Boca Raton Community School in Florida and spent the 2018-19 season at Palm Beach State College, a junior college in Boca Raton
- Excellent student and a full academic qualifier out of high school who signed a letter-of-intent to attend Tech in November, 2018 and enrolled for the summer, 2019 term
- Eligible immediately and has three seasons with the Yellow Jackets ... Excellent physical size with high basketball IQ and skills
- Born in Yakutsk, Russia, came to Brooklyn, N.Y., in August, 2010, at the age of 11, on vacation, and has remained in the United States
- Prior to his enrollment at Boca Raton Community High School, attended Northeast High School as a junior, and Montverde Academy for his ninth- and 10th grade years
- Played in 27 games, starting four, for Palm Beach State, where he averaged 3.8 points and 3.4 rebounds ... Team went 21-9
- Hit 32.7 percent of his shots from the floor, 21.7 from three-point range and 60.5 percent from the foul line
- Hit double figures three times, scoring 12 points each against Cape Fear CC, Polk State College and Florida National Univ. JV



# BIO UPDATES (see game-by-game stats and career highs in stat pack)

## 12 • Khalid Moore • F • 6-7 • 203 • So.

- First name pronounced "kuh-LEED"
- Athletic and long (7-foot, 0.5-inch wingspan) forward with good scoring ability and basketball IQ
- Leads Tech in steals (1.6 spg, No. 7 ACC) and is No. 2 in assists, No. 4 in rebound average and No. 7 in scoring
- Started Tech's first nine games this season, coming off the bench in the last three
- Does a lot of things that don't show up in the box score, good passer, moves well without the ball, keeps Tech offense moving, and his length and activity is an asset on defense
- Excellent sophomore debut with 11 points, four rebounds, three assists and six steals in Tech's victory at NC State ... Collected a critical offensive rebound and dish to James Banks for field goal attempt on which he was fouled for the winning points
- Two double-figure games this season, scored 10 at Kentucky
- Played in all but one game as a freshman, starting 10 times, including the regular-season finale at NC State and the ACC Tournament game vs. Notre Dame
- Finished the season with eight points at NC State and 11 against Notre Dame, hitting 7-of-14 shots from the floor with three assists and no turnovers in 68 minutes
- Career-high 14 points (6-6 FG, 2-2 on 3s) vs. Florida A&M, 10 at Arkansas
- Gives Tech two New York natives on the roster ... Came from the same high school (Archbishop Molloy) as Yellow Jackets' legendary point guard Kenny Anderson, and played on the same AAU team as teammate Jose Alvarado

## 11 • Bubba Parham • G • 5-10 • 160 • Jr.

- Last name pronounced "PAR-um"
- Atlanta-area product who transferred to Georgia Tech following two standout seasons at VMI, where he made the All-Southern Conference team as a sophomore and was named SoCon Freshman of the Year
- High-volume three-point shooter who can score in a variety of ways despite his small stature
- Was granted immediate eligibility by the NCAA on Sept. 11, and has two seasons of eligibility remaining
- Has four double-figure scoring games this season, all against power conference teams (Georgia, Arkansas, Syracuse, Kentucky)
- Hit his first three as a Jacket and scored five points with six boards against Elon
- Ranked No. 18 among 2019-20 transfer class by Stadium's Jeff Goodman, who quoted a scout as saying, "He's a badass. Cat-quick combo guard who can score 40. Elite in ball screens, deep range and can really pass."
- Topped the SoCon in scoring with 21.4 points per game, and became the 41st player in VMI history to reach the 1,000-point mark with a career-high 38 points Feb. 23 at Western Carolina
- Ranked third in the SoCon with 3.63 three-point field goals per game, hitting 39.7 percent of his attempts, and had 10 games with five or more three-pointers made during the season
- Led the team in assists with 105 (3.5 per game), which ranked sixth in the SoCon
- Became the first VMI freshman to earn conference Freshman of the Year honors since 2010-11 (Big South Conference) and the first VMI SoCon FOTY since 2001-02 ... Topped the team in scoring with a 14.6 points per game average, sixth in the SoCon

## 2 • Shembari Phillips • G • 6-4 • 210 • r-Sr.

- First name pronounced "shem-BARR-ee"
- Combo guard with experience and excellent athletic ability
- Played in nine games, with a season high of 13 minutes against Elon ... Hit a pair of three-point field goals for six points against Ball State
- Sat out the 2017-18 season after transferring from Tennessee, and is in his final year of eligibility with Tech
- Made the starting lineup to start last season, started six games, averaging 19.7 minutes, 4.7 points and 1.3 assists per game
- Scored 10 points against Lamar with four assists in the season opener, which turned out to be his season high
- Played in only 11 of Tech's last 18 games, but played 10 minutes at Clemson and 22 against Louisville in the absences of Brandon Alston and Jose Alvarado
- Played in nine ACC games (DNP last two regular season games)
- Hit 32.6 percent from the floor and 4-of-22 from three-point range
- Part-time starter at Tennessee (24 starts, 64 games) over two years with the Volunteers who shot 37.1 percent from three-point range and 77 percent from the free throw line ... Proved himself to be a capable scorer and established a reputation as a good defender

## 23 • Asanti Price • G • 6-5 • 177 • Fr.

- First name pronounced "uh-SONN-tee"
- High-level prep shooter and late-bloomer who signed with Georgia Tech in the spring of 2019
- Went 1-for-4 in 19 minutes in his collegiate debut at NC State, but his lone field goal (a three-pointer) on Tech's first possession of overtime gave the Jackets their first lead of the game
- Scored season-high six points against Nebraska, grabbed season-high 10 rebounds against Elon
- Averaged 19 minutes off the bench over Tech's first nine games, but did not play in the Diamond Head Classic
- Has tremendous athleticism and vertical leap, long range on his outside shot and excellent defensive capability, according to his high school coach
- Class 3A all-state selection for coach Zach Norris at W.J. Keenan High School, where he helped lead the Raiders to a 30-1 record and a state championship as a senior
- Led Keenan with 17.9 points per game and was considered one of the top shooters in the area during the 2018-19 season
- Rated a three-star prospect and was ranked No. 74 among shooting guards nationally in the 247Sports composite rankings

## 35 • Kristian Sjolund • F • 6-8 • 213 • So.

- Last name pronounced "SHO-lund"
- Successful and versatile high school performer with international experience ... Gained about 20 pounds since the beginning of his freshman year
- Has the ability to stretch the floor with his jump shot, has impressive shot mechanics, a smooth shooting motion and deep range on his shot ... Runs the floor well, has good athleticism, hands and footwork
- Has a 6-foot, 10.25-inch wingspan, and gained 10 pounds and two inches on his vertical jump since pre-season while doing extra work with strength coach Dan Taylor on practice days
- Has not played this season, planning to redshirt
- Played in 21 games as a freshman, with his most extensive court time coming a six-game stretch before Boston College (48 points in 127 minutes) ... Did not play vs. BC, played two minutes at NC State, and scored six points in seven minutes in the ACC Tournament against Notre Dame
- Two double-figure games in that stretch, 11 points each against Virginia Tech and Florida State
- In his 13 games prior to that, scored nine total points in 62 total minutes
- Played with Norway in the 2015 FIBA U16 European Championships, averaging 18.7 points and 5.9 rebounds a game; then in 2017, he played in the U18 Nordic Championship and scored 7.2 points a game

## 4 • Jordan Usher • G/F • 6-7 • 220 • Jr.

- Atlanta-area product who transferred to Georgia Tech from the University of Southern California prior to the start of spring semester 2019
- Became eligible Dec. 18 vs. Ball State and has started all four games since ... Scored four points (1-7 FG) with four rebounds in his Tech debut
- Became more comfortable out in Hawai'i, averaging 12.0 points and 4.7 rebounds in three games with a season high of 18 points and seven rebounds in the Jackets' win over Boise State and 10 against Houston
- Has hit 11-of-12 shots from the free throw line over his four games
- Strong wing with size and the ability to get to the rim and create scoring opportunities ... His athleticism and strength make him a force both offensively and defensively
- Plays with a high motor and is high-caliber academically
- Prior to leaving the USC team, started twice and saw action in 12 games overall last season ... Averaged a career-high 24.5 minutes per game, with 8.6 points per game and 3.7 rebounds per game ... Hit 45.2 percent of his shots from the floor, and was 8-of-28 from three-point range
- As a freshman, averaged 4.8 points and 2.0 rebounds and played in all 36 games for the Trojans ... Made his only two starts of the season in the NIT games, scoring 13 points each in the win vs. UNC Asheville on March 13 and loss vs. Western Kentucky on March 19
- Was the only Trojan to shoot over 40 percent from the field and three-point range and 75 percent or more from the free throw line ... His 40.9 percent shooting from three-point range tied for third all-time among USC freshmen

## BIO UPDATES (see game-by-game stats and career highs in stat pack)

### 5 • Moses Wright • F • 6-9 • 230 • Jr.

- Fast developing, athletic frontcourt player who had played one year of varsity basketball in high school before signing with Tech in spring of 2017 ... Extremely good athlete who can attack the glass to score and rebound, runs the floor well and is disruptive on defense
- Has added about 25 pounds since last year
- Currently Tech's No. 2 scorer (12.8 ppg) and top rebounder (7.5 rpg, 8th in ACC) who has connected on 57.1 percent of his shots from the floor (No. 2 in the ACC)
- Made the all-tournament team at the Diamond Head Classic, averaging a team-high 17.7 points and 7.3 rebounds while hitting 63.6 percent of his shots from the floor ... Scored 18 with nine rebounds vs. Boise State, 19 and 10 vs. Houston and 16 with nine boards vs. Hawai'i
- Hit 10-of-12 free throws out in Hawai'i after connecting on just 4-of-14 in the first nine games of the season
- Scored season high 18 points at Georgia (16 in second half), hitting 8-of-15 FG, with nine rebounds and two blocks
- Finished last season with the best game of his career to date, scoring 25 points in the ACC Tournament against Notre Dame ... Made 12-of-18 shots from the floor, grabbed seven rebounds, had three assists and two blocked shots
- Averaged 15.6 points and 6.2 rebounds in the last five games of 2018-19, four of them away from home, while hitting 36-of-58 shots from the floor (62 pct.) ... Scored a career-high 19 at Miami, 10 against Boston College and 18 in his return home to Raleigh against NC State
- Grew four inches and added 40 pounds after his sophomore year in high school... Has a 6-foot, 11.25-inch wingspan
- First North Carolina native to sign with Tech since Anthony Morrow (Charlotte), who played at Tech from 2004-08 and was an eight-year NBA veteran

### 13 • Coleman Boyd • G • 6-1 • 173 • Fr.

- Non-scholarship guard who enrolled at Tech for the summer term
- All-state point guard from Georgia private school powerhouse Mt. Bethel Christian Academy
- Four-year letterwinner and captain at Mt. Bethel, which won state Georgia Independent Christian Athletic Association (GICAA) championships in 2017 and 2019, and reached the final four in 2016 and 2019 ... Team went 97-26 in his four years
- Earned all-region and honorable mention all-state honors in 2019 by the Georgia High School Association
- Played at Mt. Bethel for his father, Cal, a longtime successful high school coach in the Atlanta area and a standout basketball player at Wake Forest following a legendary high school career at Campbell High School in Smyrna

### 34 • Niko Broadway • G • 6-3 • 195 • Fr.

- Non-scholarship guard who enrolled at Tech for the fall term
- Comes from a Tech family ... Both parents went to Tech, and his brother, Olin, is on the football team
- Two-year starter for coach Aaron Parr who helped St. Pius X win 102 games while he was on the varsity team ... Second-team all-state and first team
- All-region as a senior, when he averaged 10.6 points, 5.4 rebounds and 2.1 assists per game, all second-best on the team
- Led St. Pius X to back-to-back runner-up finishes in the state championship in 2017 and 2018 (both at McCamish Pavilion), and three consecutive region titles in 2017, 2018 and 2019

### 24 • Jehloni James • F • 6-6 • 180 • Fr.

- Non-scholarship guard who enrolled at Tech for the fall term
- Played four years and lettered three at Lanier High School in Sugar Hill, Ga.
- Served as team captain as a senior, when he averaged 15.2 points and 4.7 rebounds for the Longhorns' state playoff team
- Earned all-region honors twice (2018, 2019) and helped Lanier to regional titles

### 45 • Shaheed Medlock • G • 6-5 • 196 • Sr.

- Non-(athletic)-scholarship player who enrolled at Tech and joined the basketball program in the summer of 2016 ... Was not on the team in 2017-18, but returned for the 2018-19 season
- Played in six games for the Yellow Jackets over the past two years
- Enrolled at Tech on a Bill Gates Millennium Scholarship
- Earned a reputation as an outstanding defensive player in high school

### 55 • Malachi Rice • G • 6-0 • 186 • Jr.

- Left-handed point guard who played four years, lettering in three, on the varsity team at Brebeuf Jesuit Preparatory School ... Led Brebeuf to Circle City Conference championships twice
- Played in six games for the Yellow Jackets over the past two years
- Older brother Solomon is a distance runner on the track team at Columbia University ... Twin brother Isaiah is a freshman walk-on basketball player at Vanderbilt ... His uncle, Kenneth Rice, played basketball at Alabama from 1988-91

# 2019-20 SEASON STATISTICS AND RESULTS

## Game Records

Record	Overall	Home	Away	Neutral
ALL GAMES	6-6	3-3	1-2	1-1
CONFERENCE	1-1	0-1	1-0	0-0
NON-CONFERENCE	5-5	3-2	0-2	1-1

## Score by Periods

Team	1st	2nd	OT	TOT
Georgia Tech	343	440	9	792
Opponents	408	382	9	799

## Team Box Score

No.	Player				Total		3-Point		F-Throw		Rebounds															
		GP-GS	MIN	AVG	FG-FGA	FG%	3FG-FGA	3FG%	FT-FTA	FT%	OFF	DEF	TOT	AVG	PF	DQ	A	TO	BLK	STL	PTS	AVG				
0	DEVOE, Michael	12-12	432:43	36.1	76-165	.461	23-56	.411	39-56	.696	5	41	46	3.8	30	2	36	36	2	17	214	17.8				
5	WRIGHT, Moses	12-12	345:39	28.8	68-119	.571	3-14	.214	14-26	.538	22	72	94	7.8	39	2	9	32	16	6	153	12.8				
4	USHER, Jordan	4-4	109:21	27.3	14-37	.378	1-9	.111	11-12	.917	3	15	18	4.5	14	0	4	16	1	1	40	10.0				
1	BANKS III, James	12-10	348:43	29.1	39-83	.470	0-1	.000	41-66	.621	29	59	88	7.3	44	3	15	35	36	8	119	9.9				
10	ALVARADO, Jose	5-5	150:28	30.1	13-41	.317	5-23	.217	10-10	1.000	1	10	11	2.2	15	0	18	8	0	7	41	8.2				
11	PARHAM, Bubba	12-6	349:28	29.1	29-76	.382	12-41	.293	8-10	.800	5	24	29	2.4	32	1	19	16	0	14	78	6.5				
12	MOORE, Khalid	12-9	347:21	28.9	19-61	.311	5-21	.238	16-36	.444	11	38	49	4.1	30	2	26	31	3	19	59	4.9				
3	COLE, Evan	11-2	136:46	12.4	20-40	.500	2-8	.250	4-8	.500	10	28	38	3.5	14	0	3	9	3	5	46	4.2				
23	PRICE, Asanti	9-0	171:21	19.0	12-41	.293	3-26	.115	2-7	.286	5	19	24	2.7	7	0	8	12	4	10	29	3.2				
24	JAMES, Jehloni	1-0	00:40	0.7	1-1	1.000	0-0	.000	0-0	.000	0	0	0	0.0	0	0	0	0	0	0	2	2.0				
13	BOYD, Coleman	2-0	01:35	0.8	1-1	1.000	0-0	.000	0-0	.000	0	1	1	0.5	0	0	1	0	0	0	2	1.0				
2	PHILLIPS, Shembari	9-0	44:15	4.9	3-11	.273	3-10	.300	0-0	.000	1	1	2	0.2	2	0	5	1	2	1	9	1.0				
14	DIDENKO, David	3-0	06:07	2.0	0-3	.000	0-3	.000	0-0	.000	1	0	1	0.3	0	0	0	0	0	0	0	0.0				
55	RICE, Malachi	1-0	01:04	1.1	0-0	.000	0-0	.000	0-0	.000	0	0	0	0.0	0	0	0	0	0	1	0	0.0				
34	BROADWAY, Niko	1-0	01:04	1.1	0-0	.000	0-0	.000	0-0	.000	0	0	0	0.0	0	0	0	0	0	0	0	0.0				
45	MEDLOCK, Shaheed	2-0	01:35	0.8	0-0	.000	0-0	.000	0-0	.000	0	0	0	0.0	1	0	0	0	0	0	0	0.0				
Team											13	23	36					10								
Total		12	2448		295-679	.434	57-212	.269	145-231	.628	106	331	437	36.4	228	10	144	206	67	89	792	66.0				
Opponents		12	2450		278-721	.386	72-240	.300	171-235	.728	130	315	445	37.1	229	4	151	187	35	94	799	66.6				

## Team Statistics

	GATECH	OPP
<b>Scoring</b>	<b>792</b>	<b>799</b>
Points per game	66.0	66.6
Scoring margin	-0.6	-
<b>Field goals-att</b>	<b>295-679</b>	<b>278-721</b>
Field goal pct	.434	.386
<b>3 point fg-att</b>	<b>57-212</b>	<b>72-240</b>
3-point FG pct	.269	.300
3-pt FG made per game	4.8	6.0
<b>Free throws-att</b>	<b>145-231</b>	<b>171-235</b>
Free throw pct	.628	.728
F-Throws made per game	12.1	14.3
<b>Rebounds</b>	<b>437</b>	<b>445</b>
Rebounds per game	36.4	37.1
Rebounding margin	-0.7	-
<b>Assists</b>	<b>144</b>	<b>151</b>
Assists per game	12.0	12.6
<b>Turnovers</b>	<b>206</b>	<b>187</b>
Turnovers per game	17.2	15.6
Turnover margin	-1.6	-
Assist/turnover ratio	0.7	0.8
<b>Steals</b>	<b>89</b>	<b>94</b>
Steals per game	7.4	7.8
<b>Blocks</b>	<b>67</b>	<b>35</b>
Blocks per game	5.6	2.9
<b>Winning streak</b>	<b>1</b>	<b>-</b>
Home win streak	0	-
<b>Attendance</b>	<b>30802</b>	<b>47449</b>
Home games-Avg/Game	6-5134	4-11862
Neutral site-Avg/Game	-	2-5882

## Team Results

Date	Opponent		Score	Att.
11/05/2019	at NC State	W	82-81	17133
11/11/2019	Elon	W	64-41	4624
11/20/2019	at Georgia	L	78-82	10205
11/25/2019	Arkansas	L	61-62	6547
12/01/2019	Bethune-Cookman	W	68-65	4552
12/04/2019	Nebraska	W	73-56	5133
12/07/2019	Syracuse	L	63-97	5743
12/14/2019	at Kentucky	L	53-67	20111
12/18/2019	Ball St.	L	47-65	4203
12/22/2019	vs Boise St.	W	74-60	6179
12/23/2019	vs Houston	L	59-70	5585
12/25/2019	at Hawaii	W	70-53	0



## 2019-20 OVERALL/ACC STATISTICS


## Summary

Player	Overall Statistics										Conference Statistics									
	GP-GS	MIN/G	FG%	3FG%	FT%	R/G	A/G	STL	BLK	PTS/G	GP-GS	MIN/G	FG%	3FG%	FT%	R/G	A/G	STL	BLK	PTS/G
DEVOE, Michael	12-12	36.1	.461	.411	.696	3.8	3.0	17	2	17.8	2-2	39.8	.375	.444	.700	1.5	4.5	3	0	14.5
WRIGHT, Moses	12-12	28.8	.571	.214	.538	7.8	0.8	6	16	12.8	2-2	25.0	.538	.000	.167	9.0	1.0	2	4	14.5
USHER, Jordan	4-4	27.3	.378	.111	.917	4.5	1.0	1	1	10.0	0-0	0.0	.000	.000	.000	0.0	0.0	0	0	0.0
BANKS III, James	12-10	29.1	.470	.000	.621	7.3	1.3	8	36	9.9	2-2	32.6	.550	.000	.857	8.0	1.5	1	5	14.0
ALVARADO, Jose	5-5	30.1	.317	.217	1.000	2.2	3.6	7	0	8.2	1-1	34.3	.400	.286	.000	2.0	7.0	0	0	10.0
PARHAM, Bubba	12-6	29.1	.382	.293	.800	2.4	1.6	14	0	6.5	2-1	28.6	.308	.273	.500	1.0	3.0	3	0	6.0
MOORE, Khalid	12-9	28.9	.311	.238	.444	4.1	2.2	19	3	4.9	2-2	31.4	.417	.500	.583	3.0	4.5	7	1	9.5
COLE, Evan	11-2	12.4	.500	.250	.500	3.5	0.3	5	3	4.2	2-0	10.2	.375	.000	.000	3.0	0.0	1	0	3.0
PRICE, Asanti	9-0	19.0	.293	.115	.286	2.7	0.9	10	4	3.2	2-0	22.5	.333	.250	.500	2.0	1.0	0	0	4.5
JAMES, Jehloni	1-0	0.7	1.000	.000	.000	0.0	0.0	0	0	2.0	0-0	0.0	.000	.000	.000	0.0	0.0	0	0	0.0
BOYD, Coleman	2-0	0.8	1.000	.000	.000	0.5	0.5	0	0	1.0	0-0	0.0	.000	.000	.000	0.0	0.0	0	0	0.0
PHILLIPS, Shembari	9-0	4.9	.273	.300	.000	0.2	0.6	1	2	1.0	1-0	10.8	.500	.500	.000	0.0	1.0	1	1	3.0
DIDENKO, David	3-0	2.0	.000	.000	.000	0.3	0.0	0	0	0.0	0-0	0.0	.000	.000	.000	0.0	0.0	0	0	0.0
RICE, Malachi	1-0	1.1	.000	.000	.000	0.0	0.0	1	0	0.0	0-0	0.0	.000	.000	.000	0.0	0.0	0	0	0.0
BROADWAY, Niko	1-0	1.1	.000	.000	.000	0.0	0.0	0	0	0.0	0-0	0.0	.000	.000	.000	0.0	0.0	0	0	0.0
MEDLOCK, Shaheed	2-0	0.8	.000	.000	.000	0.0	0.0	0	0	0.0	0-0	0.0	.000	.000	.000	0.0	0.0	0	0	0.0
<b>Totals</b>	<b>12</b>		<b>.434</b>	<b>.269</b>	<b>.628</b>	<b>36.4</b>	<b>12.0</b>	<b>89</b>	<b>67</b>	<b>66.0</b>	<b>2</b>		<b>.435</b>	<b>.326</b>	<b>.575</b>	<b>34.5</b>	<b>19.5</b>	<b>18</b>	<b>11</b>	<b>72.5</b>
<b>Opponent</b>	<b>12</b>		<b>.386</b>	<b>.300</b>	<b>.728</b>	<b>37.1</b>	<b>12.6</b>	<b>94</b>	<b>35</b>	<b>66.6</b>	<b>2</b>		<b>.438</b>	<b>.429</b>	<b>.849</b>	<b>40.5</b>	<b>18.0</b>	<b>19</b>	<b>12</b>	<b>89.0</b>

## Scoring

Player	Overall Statistics								Conference Statistics							
	FG-FGA	FG%	3FG-3FGA	3FG%	FT-FTA	FT%	PTS	PTS/G	FG-FGA	FG%	3FG-3FGA	3FG%	FT-FTA	FT%	PTS	PTS/G
DEVOE, Michael	76-165	.461	23-56	.411	39-56	.696	214	17.8	9-24	.375	4-9	.444	7-10	.700	29	14.5
WRIGHT, Moses	68-119	.571	3-14	.214	14-26	.538	153	12.8	14-26	.538	0-2	.000	1-6	.167	29	14.5
USHER, Jordan	14-37	.378	1-9	.111	11-12	.917	40	10.0	0-0	.000	0-0	.000	0-0	.000	0	0.0
BANKS III, James	39-83	.470	0-1	.000	41-66	.621	119	9.9	11-20	.550	0-0	.000	6-7	.857	28	14.0
ALVARADO, Jose	13-41	.317	5-23	.217	10-10	1.000	41	8.2	4-10	.400	2-7	.286	0-0	.000	10	10.0
PARHAM, Bubba	29-76	.382	12-41	.293	8-10	.800	78	6.5	4-13	.308	3-11	.273	1-2	.500	12	6.0
MOORE, Khalid	19-61	.311	5-21	.238	16-36	.444	59	4.9	5-12	.417	2-4	.500	7-12	.583	19	9.5
COLE, Evan	20-40	.500	2-8	.250	4-8	.500	46	4.2	3-8	.375	0-0	.000	0-1	.000	6	3.0
PRICE, Asanti	12-41	.293	3-26	.115	2-7	.286	29	3.2	3-9	.333	2-8	.250	1-2	.500	9	4.5
JAMES, Jehloni	1-1	1.000	0-0	.000	0-0	.000	2	2.0	0-0	.000	0-0	.000	0-0	.000	0	0.0
BOYD, Coleman	1-1	1.000	0-0	.000	0-0	.000	2	1.0	0-0	.000	0-0	.000	0-0	.000	0	0.0
PHILLIPS, Shembari	3-11	.273	3-10	.300	0-0	.000	9	1.0	1-2	.500	1-2	.500	0-0	.000	3	3.0
DIDENKO, David	0-3	.000	0-3	.000	0-0	.000	0	0.0	0-0	.000	0-0	.000	0-0	.000	0	0.0
RICE, Malachi	0-0	.000	0-0	.000	0-0	.000	0	0.0	0-0	.000	0-0	.000	0-0	.000	0	0.0
BROADWAY, Niko	0-0	.000	0-0	.000	0-0	.000	0	0.0	0-0	.000	0-0	.000	0-0	.000	0	0.0
MEDLOCK, Shaheed	0-0	.000	0-0	.000	0-0	.000	0	0.0	0-0	.000	0-0	.000	0-0	.000	0	0.0
<b>Totals</b>	<b>295-679</b>	<b>.434</b>	<b>57-212</b>	<b>.269</b>	<b>145-231</b>	<b>.628</b>	<b>792</b>	<b>66.0</b>	<b>54-124</b>	<b>.435</b>	<b>14-43</b>	<b>.326</b>	<b>23-40</b>	<b>.575</b>	<b>145</b>	<b>72.5</b>
<b>Opponent</b>	<b>278-721</b>	<b>.386</b>	<b>72-240</b>	<b>.300</b>	<b>171-235</b>	<b>.728</b>	<b>799</b>	<b>66.6</b>	<b>56-128</b>	<b>.438</b>	<b>21-49</b>	<b>.429</b>	<b>45-53</b>	<b>.849</b>	<b>178</b>	<b>89.0</b>

## 2019-20 BOX SCORES



Official Basketball Box Score - Final

Georgia Tech at NC State

11/06/19 PNC Arena, Raleigh

2019-20 Men's Basketball

Game Time: 1:48:00

Game Duration: 2:23

Attendance: 17,133

Officials: Jamie Luckie, Brian Dorsey, Brent Hampton

Georgia Tech - 82

Record: 1-0 (1-0)

NO. Name	Min	FG M/A	3P M/A	FT M/A	Rebounds OR DR TOT	Fouls PF FB	TP	AS	TO	ST	Blocks BS BA	+/-
5 Moses Wright	F 22:24	6-9	0-2	0-1	1 8 9	5 1	12	1	4	0	3 0 3	1 <sup>st</sup> FG% 13-29 44.8%
12 Khalid Moore	F 39:21	3-8	0-1	5-7	2 2 4	4 5	11	3	3	6 1 3		3PT% 2-9 22.2%
1 James Banks III	C 40:14	8-14	0-0	4-4	2 11 13	4 4	20	3	1	1 5 1		FT% 7-11 63.6%
0 Michael Devoe	G 41:54	7-12	3-4	5-6	1 2 3	2 6	22	3	2	1 1 0		2 <sup>nd</sup> FG% 15-25 60.0%
0 Jose Alvarado	G 34:12	4-10	2-7	0-0	0 2 2	4 0	10	7	3	0 0 0		3PT% 3-8 37.5%
3 Evan Cole	04:33	1-2	0-0	0-0	0 0 0	0 1	2	0	1	0 0 0		FT% 7-9 77.8%
11 Bubba Parham	22:57	0-2	0-2	1-2	0 1 1	2 1	1	3	0	2 0 0		OTFG% 2-7 28.6%
23 Asanti Price	19:25	1-4	1-4	1-2	0 2 2	1 1	4	0	1	0 0 0		3PT% 1-3 33.3%
27 Asanti Price												FT% 2-2 100%
					1 4 5		0	3				GM FG% 30-61 49.2%
												3PT% 6-20 30.0%
												FT% 16-22 72.7%
<b>Totals</b>					30-61	6-20	16-22	7 32	39	22 19	82	20 18 10 9 6 1 1

Technical Fouls: NONE

Dead Ball Rebounds: 2 0

NC State - 81


Record: 0-1 (0-1)

NO. Name	Min	FG M/A	3P M/A	FT M/A	Rebounds OR DR TOT	Fouls PF FB	TP	AS	TO	ST	Blocks BS BA	+/-
15 Manny Bates	F 32:30	1-7	0-0	0-0	1 4 5	2 1	2	0	3	0 5 2	-10	1 <sup>st</sup> FG% 14-33 42.4%
31 Pat Andree	F 36:42	3-6	3-5	3-3	2 7 9	3 3	12	1	1	1 0 0	4	3PT% 5-9 55.6%
10 Braxton Beverly	G 36:31	4-13	1-4	2-2	4 3 7	11 2	3	11	3	0 0 0	3	FT% 9-11 81.8%
3 C.J. Bryce	G 44:25	11-17	1-4	2-2	4 7 11	2 3	24	2	7	1 0 2	-1	2 <sup>nd</sup> FG% 12-34 35.3%
24 Devon Daniels	G 33:41	4-14	1-1	3-4	1 2 3	5 4	12	6	1	3 0 2	-6	3PT% 2-5 40.0%
4 Jericloe Hellems	31:40	3-11	2-5	7-7	2 1 3	2 6	15	0	0	0 0 2	4	FT% 7-8 87.5%
21 Danny Dixon	06:38	1-2	0-0	2-3	1 1 2	2 2	4	1	0	0 0 1	6	OTFG% 1-4 25.0%
3 AJ Taylor	02:53	0-1	0-0	1-2	1 1 2	0 1	1	0	1	0 1 0	-5	3PT% 0-2 0.0%
					1 1 2		0	0				FT% 4-4 100%
												GM FG% 27-71 38.0%
												3PT% 7-16 43.8%
												FT% 20-23 87.0%
<b>Totals</b>					27-71	7-16	20-23	14 27	41	19 22	81	13 13 5 6 9 1 1

Technical Fouls: NONE

Dead Ball Rebounds: 1 1

GT ST		Points from			Period by Period Scoring			
Biggest lead	3 (1 <sup>st</sup> OT 4:42)	15 (1 <sup>st</sup> 4:01)	Turnovers	17	15			
Best Scoring Run	6 (1 <sup>st</sup> 2:31)	8 (1 <sup>st</sup> 17:09)	Paint	36	28			
Lead Changes	5		Second Chance	6	10			
Times Tied	9		Fast Breaks	27	15			
Time with Lead	03:52	35:39	Bench	7	20	GT	35	40 7 82
						ST	42	33 6 81



Official Georgia Tech at Georgia

11/21/19 Stegeman Coliseum, Athens

2019-20 Men's Basketball

Game Time: 12:01 AM

Game Duration: 2:16

Attendance: 10,205

Georgia Tech - 78

Record: 2-1

NO.	Name	Min	FG M/A	3P M/A	FT M/A	Rebounds			Fouls		TP	AS	TO	ST	Blocks		+/-	Shooting By Period			
						OR	DR	TOT	PF	FF					BS	BA		1st	FG%	2nd	FG%
5	Moses Wright	F 26:53	8-15	0-2	2-3	1	8	9	4	5	18	0	1	0	2	1	-4	1st	FG%	10-28	35.7%
12	Khalid Moore	F 30:36	1-2	0-1	0-2	1	2	3	5	3	3	1	3	0	1	0	3	3PT%	4-10	40.0%	
1	James Banks III	C 34:57	2-5	0-0	0-4	3	2	5	4	4	4	4	6	0	6	0	-14	FT%	3-10	30%	
0	Michael Devoe	G 36:50	12-21	5-7	5-7	1	8	9	1	5	34	2	2	2	0	0	-7	2nd	FG%	19-34	55.9%
10	Jose Alvarado	G 17:53	1-7	0-4	0-0	3	3	3	0	0	2	2	0	0	0	0	-15	3PT%	4-9	44.4%	
11	Bubba Parham	26:39	3-7	2-4	2-2	1	2	3	4	2	10	2	1	1	0	0	-7	GM	FG%	29-62	46.8%
23	Asanti Price	16:23	1-3	0-1	1-3	1	1	2	1	2	3	0	2	3	2	0	4	3PT%	8-19	42.1%	
3	Evan Cole	09:25	1-2	0-0	2-2	0	1	1	2	2	4	0	0	0	0	0	-7	FT%	12-23	52.2%	
2	Shembari Phillips	00:24	0-0	0-0	0-0	0	0	0	1	0	0	0	0	0	0	0	-1	Dead Ball Rebounds: 4			
Team						3			6		0		0								
Totals						29	62	8	19	23	78	11	15	6	11	1	-4				

Technical Fouls: NONE

Georgia - 82

Record: 4-0

NO.	Name	Min	FG M/A	3P M/A	FT M/A	Rebounds			Fouls		TP	AS	TO	ST	Blocks		+/-	Shooting By Period				
						OR	DR	TOT	PF	FF					BS	BA		1st	FG%	2nd	FG%	
20	Rayshaun Hammonds	F 29:05	11-21	2-4	2-3	6	3	9	4	4	26	0	1	2	0	5	4	1st	FG%	13-32	40.6%	
25	Amanze Ngumezi	F 17:55	1-5	0-0	1-2	1	2	3	3	1	3	2	0	1	1	2	15	3PT%	3-7	42.9%		
0	Donnell Gresham	G 30:58	1-4	0-2	11-13	2	4	6	1	8	13	2	0	1	0	0	-3	FT%	6-9	66.7%		
4	Tyree Crump	G 26:06	4-9	3-7	0-0	0	1	1	1	1	11	1	2	1	0	2	1	2nd	FG%	14-33	42.4%	
5	Anthony Edwards	31:40	5-15	1-3	7-11	1	7	8	1	7	18	2	3	2	0	1	0	3PT%	3-9	33.3%		
10	Toumani Camara	14:00	1-2	0-0	1-2	1	1	2	3	3	0	0	0	0	0	-11	GM	FG%	27-65	41.5%		
15	Sahvir Wheeler	22:05	2-4	0-0	0-0	0	2	2	3	1	4	4	2	0	0	0	2	3PT%	6-15	40.0%		
24	Rodney Howard	07:07	0-2	0-0	0-0	2	2	2	3	1	0	0	0	0	0	-1	9	FT%	22-31	71.0%		
3	Christian Brown	06:33	0-1	0-0	0-0	0	1	1	2	0	0	0	1	0	0	0	6	Dead Ball Rebounds: 3				
14	Tye Fagan	07:15	1-1	0-0	0-0	0	1	1	0	0	2	0	1	2	0	0	15					
30	Mike Peake	07:16	1-1	0-0	0-0	2	1	3	2	1	2	0	1	0	0	0	0					
Team						1			5		0		2									
Totals						27	65	6	16	22	31	14	29	43	25	82	11	13	8	1	11	4

Technical Fouls: NONE

Biggest lead	GT		UGA		Points from Turnovers	GT		UGA		Period by Period Scoring				
	1st	2nd	1st	2nd		1st	2nd	TOT						
Best Scoring Run	8 (1 <sup>st</sup> 9:17)	16 (2 <sup>nd</sup> 15:50)			Paint	36	30				GT	27	51	78
Lead Changes	8 (1 <sup>st</sup> 9:17)	11 (1 <sup>st</sup> 1:35)			Second Chance	13	11				UGA	35	47	82
Times Tied	3	5			Fast Breaks	13	13							
Time with Lead	10:24	24:39			Bench	17	11							

NCAA

Official Basketball Box Score - Final

Elon at Georgia Tech

11/12/19 McCamish Pavilion, Atlanta

2019-20 Men's Basketball

Game Duration: 123:00

Attendance: 4,623

Officials: Tony Henderson, Tony Chiazza, Tommy Morrison

Elon - 41

Record: 2-1

NO.	Name	Min	FG M-A	3P M-A	FT M-A	Rebounds OR DR TOT	Fouls PF FO	TP	AS	ST	Blocks BS BA	+/-					
5	Federico Poser	F 23:05	3-8	0-0	2-3	2	1	3	3	2	8	1	1	1	0	1	9
25	Hunter Woods	F 23:57	1-8	0-3	0	0	1	5	6	1	2	2	1	3	0	2	-10
33	Simon Wright	F 23:08	1-5	0-3	0	0	3	6	9	4	0	2	0	0	0	1	-8
0	Hunter McIntosh	G 29:23	2-12	1-7	2-2	0	3	3	3	1	2	5	2	2	0	0	-19
4	Marcus Sheffield	G 26:38	6-19	0-3	0-0	2	5	7	3	3	12	0	2	2	0	4	-8
1	Chuck Hannah	13:31	0-1	0-0	0-1	1	3	4	5	3	0	0	1	1	0	0	-5
10	Kris Wooten	23:51	3-10	2-8	0-0	0	3	3	2	1	8	0	0	1	0	0	-11
14	Zac Ervin	14:06	0-3	0-3	0-1	0	1	1	2	3	1	0	3	3	1	0	-14
21	Andy Pack	19:09	1-7	0-2	1-1	1	2	3	1	1	3	0	0	0	0	1	-25
15	Christian Scott	01:04	0-0	0-0	0-0	0	1	1	0	0	0	0	1	1	0	0	-2
23	Ben Daugherty	01:04	0-0	0-0	0-0	0	0	0	0	0	0	0	0	0	0	0	-2
30	John Stubbs	01:04	0-1	0-1	0-0	0	0	0	0	0	0	0	0	0	0	0	-2
Team						5	1	6			0		1				
Totals			16-74	3-30	6-10	15	31	46	22	17	41	4	14	5	0	10	-2

Shooting By Period			
1 <sup>st</sup>	FG%	6-32	18.8%
	3PT%	1-14	7.1%
	FT%	0-1	0%
2 <sup>nd</sup>	FG%	10-42	23.8%
	3PT%	2-16	12.5%
	FT%	6-9	66.7%
GM FG%	16-74	21.6%	
	3PT%	3-30	10.0%
	FT%	6-10	60.0%
Dead Ball Rebounds: 3, 0			

Technical Fouls: NONE

Georgia Tech - 64


Record: 2-0

NO.	Name	Min	FG M-A	3P M-A	FT M-A	Rebounds OR DR TOT	Fouls PF FO	TP	AS	ST	Blocks BS BA	+/-					
5	Moses Wright	F 24:04	1-5	0-1	0-2	0	6	6	4	2	2	0	1	0	1	0	11
12	Khalid Moore	F 28:20	2-4	1-2	3-6	0	9	9	1	3	8	5	2	3	0	0	21
1	James Banks III	C 29:11	2-6	0-0	7-9	2	4	6	3	7	11	0	0	3	6	0	19
0	Michael Dwyer	G 29:17	7-11	3-4	5-6	0	1	1	1	5	22	3	6	1	0	0	16
11	Bubba Parham	G 27:46	2-6	1-4	0-0	0	6	6	4	1	5	0	3	1	0	0	8
2	Shembari Phillips	12:38	0-3	0-3	0-0	0	0	0	0	0	0	0	2	0	1	0	-2
3	Evan Cole	19:36	3-7	1-2	2-2	3	6	9	2	3	9	2	0	0	1	0	8
23	Asanti Price	20:25	2-8	1-6	0-2	1	9	10	2	1	5	2	1	1	1	0	28
14	David Didenko	03:47	0-2	0-2	0-0	0	0	0	0	0	0	0	0	0	0	0	-4
13	Coleman Boyd	01:04	0-0	0-0	0-0	0	1	1	0	0	0	0	1	0	0	0	2
34	Niko Broadway	01:04	0-0	0-0	0-0	0	0	0	0	0	0	0	0	0	0	0	2
45	Shaheed Medlock	01:04	0-0	0-0	0-0	0	0	0	0	0	0	0	0	0	0	0	2
55	Malachi Rice	01:04	0-0	0-0	0-0	0	0	0	0	0	0	0	0	1	0	0	2
24	Jehloni James	00:40	1-1	0-0	0-0	0	0	0	0	0	2	0	0	0	0	0	2
Team						0	1	1			0		1				
Totals			20-53	7-24	17-27	6	43	49	17	22	64	15	17	7	10	0	23

Shooting By Period			
1 <sup>st</sup>	FG%	7-23	30.4%
	3PT%	2-9	22.2%
	FT%	9-15	60.0%
2 <sup>nd</sup>	FG%	13-30	43.3%
	3PT%	5-15	33.3%
	FT%	8-12	66.7%
GM FG%	20-53	37.7%	
	3PT%	7-24	29.2%
	FT%	17-27	63.0%
Dead Ball Rebounds: 6, 1			

Technical Fouls: NONE

		Elon		GaTech		Points from Turnovers	Elon	GaTech	Period by Period Scoring		
		1st	2nd	1st	2nd				TOT		
Biggest Lead	2	(1 <sup>st</sup> 14:47)	26	(2 <sup>nd</sup> 6:00)	11	16					
Best Scoring Run	8	(2 <sup>nd</sup> 2:18)	13	(1 <sup>st</sup> 6:31)	16	20					
Lead Changes	2				Second Chance	13	5	Elon	13	28	41
Times Tied	2				Fast Breaks	3	18	GaTech	25	39	64
Time with Lead	00:45	36:16			Bench	12	16				



Arkansas at Georgia Tech - Final

11/26/19 McCarish Pavilion, Atlanta

2019-20 Men's Basketball

Game Duration: 12:30 AM

Game Date: 12/30/20

Attendance: 6,544

Officials: Ted Valentine, Michael Stephens, Bill Covington, Jr.

Arkansas - 62

Record: 6-0

NO. Name	Min	FG M-A	3P M-A	FT M-A	Rebounds OR DR TOT	Fouls PF FO	TP	AS	TO	ST	Blocks BS BA	+/-	Shooting By Period	
2 Adrio Bailey	F 32:13	3-5	0-0	2-2	0 2 2	3 2	8	3	3	2	1 0 0	4	1 <sup>st</sup> FG%	12-31 38.7%
1 Isaiah Joe	G 43:07	4-15	3-11	2-2	0 9 9	3 3	13	1	1	6 0 0	4	3PT%	5-15 33.3%	
3 Desi Sills	G 39:21	5-9	1-3	0-0	2 2 4	4 2	11	4	2	1 0 1	5	FT%	4-7 57.1%	
15 Mason Jones	G 39:46	7-13	3-8	7-10	0 7 7	4 7	24	3	6	5 0 0	8	2 <sup>nd</sup> FG%	9-23 39.1%	
13 Jimmy Whitt Jr.	G 43:47	3-12	0-0	0-2	0 4 4	3 1	6	2	0	2 0 0	-2	3PT%	1-7 14.3%	
35 Reggie Chaney	11:53	0-1	0-0	0-0	1 1 2	2 1	0	0	1 1	0 0	-7	OT FG%	1-5 20.0%	
0 Jearlall Cylla	07:34	0-2	0-2	0-0	0 1 1	2 0	0	0	0	0 0	-6	3PT%	1-3 33.3%	
5 Jalen Harris	07:19	0-2	0-1	0-0	0 0 0	1 0	0	1	1	0 0	-5	FT%	0-1 0%	
Team					0 1 1		0		0				GM FG%	22-59 37.3%
Totals					22-59 7-25 11-16	3 27 30	22 16	62	14 14	15 4 1 1	1		3PT%	7-25 28.0%
					Technical Fouls: NONE								FT%	11-16 68.8%
					Dead Ball Rebounds: 2.0									

Georgia Tech - 61

Record: 2-2

NO. Name	Min	FG M-A	3P M-A	FT M-A	Rebounds OR DR TOT	Fouls PF FO	TP	AS	TO	ST	Blocks BS BA	+/-	Shooting By Period	
5 Moses Wright	F 21:55	3-4	0-0	0-0	0 4 4	2 2	6	1	5	0 0	1 4	1	1 <sup>st</sup> FG%	10-21 47.6%
12 Khalid Moore	F 37:55	1-5	0-1	1-3	1 6 7	2 2	3	0	4	1 0	0 2	-4	3PT%	2-9 22.2%
1 Michael Banks III	G 37:40	6-10	0-0	8-10	4 10 14	4 8	20	1	4	1 1	1 0	-7	FT%	8-11 72.7%
0 James DeVoe	G 42:24	4-16	0-2	4-6	1 5 6	5 6	12	3	1	2 0	2 1		2 <sup>nd</sup> FG%	11-27 40.7%
11 Bubba Parham	G 39:58	3-7	2-4	2-2	2 2 4	1 3	10	2	5	0 0	1 5	-5	3PT%	0-2 0.0%
3 Evan Cole	20:47	4-6	0-1	0-1	1 8 9	2 1	8	0	4	1 0	0 2	-1	FT%	7-11 63.6%
2 Shembari Phillips	01:26	0-1	0-0	0-0	0 0 0	0 0	0	0	0	0 0	0 1	-7	OT FG%	1-5 20.0%
23 Asanti Price	22:55	1-4	0-3	0-0	1 1 2	0 0	2	0	1	1 0	0 0	-1	3PT%	0-1 0.0%
												FT%	0-0 0%	
Team					0 1 1		0		0				GM FG%	22-53 41.5%
Totals					22-53 2-12 15-22	10 37 47	17 22	61	7 24	6 1 4 4	-1		3PT%	2-12 16.7%
					Technical Fouls: Coach 2 <sup>nd</sup> 5:57								FT%	15-22 68.2%
					Dead Ball Rebounds: 1.0									

	ARK		GaT		Points from Turnovers	ARK		GaT		Period by Period Scoring			
	1st	2nd	1st	2nd		OT1	TOT	ARK	33	26	3	62	
Best Scoring Run	9 (2 <sup>nd</sup> 16:07)	3 (1 <sup>st</sup> 9:02)			Paint	20	34						
Lead Changes	11 (1 <sup>st</sup> 5:57)	7 (1 <sup>st</sup> 12:29)			Second Chance	0	12						
Times Tied	9				Fast Breaks	19	12						
Time with Lead	32:08	03:15			Bench	0	10						







# 2019-20 BOX SCORES



Official Basketball Box Score - Final  
**Ball St. at Georgia Tech**  
12/19/19 McCallie Pavilion, Atlanta  
2019-20 Men's Basketball

Game Time: 7:00 PM  
Game Duration: 1:42  
Attendance: 4,200

Officials: Ron Groover, Jeff Poir, Trey Stryker

Ball St. - 65

Record: 6-4

NO.	Name	Min	FG	3P	FT	Rebounds	Fouls	TP	AS	TO	ST	Blocks	BS	BA	+	-
			M-A	M-A	M-A	OR DR	PF	FD								
14	Kyle Mallers	F 31:16	4-7	3-6	0-0	0 7	7	2	1	11	0	1	2	0	0	17
25	Tahjaji Teague	F 20:40	4-7	1-1	0-0	0 2	2	4	0	9	6	4	1	2	0	21
2	Luke Bumbalough	G 29:19	1-7	1-7	0-0	0 2	2	2	1	3	1	0	0	0	0	21
5	Ishmael El-Amin	G 23:27	2-6	0-2	0-0	0 3	3	1	4	4	2	2	0	1	2	20
11	Jarron Coleman	G 27:59	7-10	3-4	0-0	0 5	5	1	3	17	4	1	1	0	0	31
1	K.J. Walton	G 14:47	2-6	0-0	0-0	2 4	4	0	4	1	2	6	0	3	0	0
3	Josh Thompson	G 16:28	1-1	0-0	2-5	0 0	0	0	0	2	4	1	3	2	0	0
12	Brachen Hazen	G 19:09	4-6	2-3	0-0	0 3	3	4	0	10	0	3	2	1	0	10
13	Kani Acree	G 09:08	0-0	0-0	1-2	0 1	1	0	1	1	1	1	0	0	0	9
0	Mynne Thomas	G 02:02	0-0	0-0	0-0	0 1	1	0	0	0	0	0	0	0	0	0
4	Lucas Kroft	G 02:02	0-1	0-0	0-0	0 0	0	0	0	0	0	0	1	0	0	0
34	Ben Hendricks	G 02:02	0-1	0-0	0-0	0 0	0	0	0	0	0	0	0	0	1	0
44	Blake Huggins	G 01:41	0-0	0-0	0-0	0 0	0	0	0	0	0	0	0	0	0	0
Team						1	3	4		0	0					
Totals			25-52	10-23	5-11	5	27	32	17	11	65	17	20	11	3	5

Technical Fouls: NONE

Georgia Tech - 47

Record: 4-5

NO.	Name	Min	FG	3P	FT	Rebounds	Fouls	TP	AS	TO	ST	Blocks	BS	BA	+	-
			M-A	M-A	M-A	OR DR	PF	FD								
4	Jordan Usher	F 18:54	1-7	0-3	2-2	0 4	4	1	4	0	6	0	1	0	0	-11
5	Moses Wright	F 21:04	1-3	0-1	0-0	2 2	4	1	0	2	2	3	0	2	0	-7
12	Khalid Moore	F 24:54	1-4	0-0	0-2	2 2	4	1	2	2	1	6	2	0	0	-12
1	James Banks III	C 31:43	4-9	0-1	5-8	3 6	9	1	9	13	1	3	1	2	1	-14
0	Michael Devoe	G 32:35	4-14	1-3	2-3	0 4	4	1	3	11	0	3	1	0	2	-18
11	Bubba Parham	G 29:00	3-7	1-3	0-0	0 1	1	0	1	7	3	1	2	0	0	-14
2	Shembari Phillips	G 09:23	2-2	0-0	0-0	0 0	0	0	0	6	1	0	0	0	0	3
23	Asanti Price	G 19:27	0-3	0-2	0-0	1 0	1	1	1	0	1	0	2	0	0	-15
3	Evan Cole	G 13:00	1-2	0-1	0-0	0 1	1	2	0	2	0	1	1	0	0	-2
Team						0	2	2		0	1					
Totals			17-51	4-16	9-15	8	22	30	11	17	47	9	24	9	5	3

Technical Fouls: NONE

	BSU	GaTech
Biggest lead	30 (2 <sup>nd</sup> 2:35)	5 (1 <sup>st</sup> 16:38)
Best Scoring Run	13 (1 <sup>st</sup> 8:27)	12 (2 <sup>nd</sup> 0:16)
Lead Changes	3	
Times Tied	1	
Time with Lead	33:11	05:22

Points from	BSU	GaTech
Turnovers	26	16
Paint	22	20
Second Chance	1	6
Fast Breaks	4	10
Bench	21	15

Period by Period Scoring	1st	2nd	TOT
BSU	31	34	65
GaTech	15	32	47

Shooting By Period	1 <sup>st</sup>	2 <sup>nd</sup>	3 <sup>rd</sup>	4 <sup>th</sup>	FT	GM FG%
1 <sup>st</sup> FG%	5-22	22.7%				
3PT%	1-7	14.3%				
FT%	4-7	57.1%				
2 <sup>nd</sup> FG%	12-29	41.4%				
3PT%	3-9	33.3%				
FT%	5-8	62.5%				
GM FG%	17-51	33.3%				
3PT%	4-16	25.0%				
FT%	9-15	60.0%				
Dead Ball Rebounds: 5, 0						



Official Basketball Box Score - Final  
**Georgia Tech at Boise St.**  
12/22/19 Stan Sheriff Center, Honolulu  
2019-20 Men's Basketball

Game Time: 10:00 PM  
Game Duration: 2:10  
Attendance: 2,100

Officials: Bill Bril, Rick Bachel, Chris Beaver

Georgia Tech - 74

Record: 5-5

NO.	Name	Min	FG	3P	FT	Rebounds	Fouls	TP	AS	TO	ST	Blocks	BS	BA	+	-
			M-A	M-A	M-A	OR DR	PF	FD								
4	Jordan Usher	F 30:52	6-10	1-3	5-6	2 5	7	3	5	18	2	2	1	0	0	22
5	Moses Wright	F 31:51	7-7	1-1	3-3	3 6	9	5	3	18	0	2	1	3	0	16
1	James Banks III	C 21:08	1-3	0-0	2-4	2 5	7	3	4	4	1	5	0	1	0	-2
0	Michael Devoe	G 32:54	6-14	0-6	1-2	0 9	9	5	3	13	1	1	1	1	2	5
10	Jose Alvarado	G 29:32	4-13	2-7	4-4	0 1	1	1	3	14	1	4	2	0	0	12
12	Khalid Moore	G 24:34	1-4	0-2	0-1	2 3	5	4	2	2	0	3	1	0	1	0
11	Bubba Parham	G 25:12	2-4	1-3	0-0	0 1	1	5	1	5	0	2	1	0	0	13
2	Shembari Phillips	G 02:52	0-1	0-1	0-0	0 1	2	0	0	0	0	0	0	0	0	0
3	Evan Cole	G 01:05	0-0	0-0	0-0	0 0	0	0	0	0	0	0	0	0	0	0
Team						1	1	2		0	1					
Totals			27-56	5-23	15-20	11	32	43	26	21	74	5	20	7	5	3

Technical Fouls: NONE

Boise St. - 60

Record: 6-5

NO.	Name	Min	FG	3P	FT	Rebounds	Fouls	TP	AS	TO	ST	Blocks	BS	BA	+	-
			M-A	M-A	M-A	OR DR	PF	FD								
23	RJ Williams	F 21:57	2-6	0-0	2-2	0 2	2	3	3	6	1	3	1	0	1	-9
24	Abu Kigab	F 28:44	4-12	2-3	7-9	1 2	3	4	8	17	2	2	0	2	0	-10
00	Marcus Dickinson	G 18:36	1-2	1-2	0-0	0 1	1	1	3	0	2	1	0	0	0	-6
20	Justinian Jessup	G 37:21	1-11	1-6	0-0	1 3	4	2	1	3	2	3	0	2	1	-17
21	Derrick Alston	G 37:37	6-13	2-6	2-3	0 6	6	2	3	16	2	3	1	1	1	-14
25	Robin Jorch	G 16:26	2-5	0-0	2-5	3 1	4	4	7	6	0	1	2	0	0	-1
34	Alex Hobbs	G 28:44	3-5	0-0	3-3	1 2	3	4	3	9	1	2	1	0	0	-8
1	Marcus Shaver Jr.	G 00:23	0-0	0-0	0-0	0 0	0	0	0	0	0	0	0	0	0	0
4	Rayl Dennis	G 06:10	0-3	0-3	0-0	0 0	0	0	0	0	1	0	1	0	0	0
12	Max Rice	G 03:13	0-0	0-0	0-0	0 0	0	0	0	2	0	0	0	0	0	-5
11	Riley Abercrombie	G 00:49	0-0	0-0	0-0	0 0	0	0	0	0	0	0	0	0	0	-1
Team						2	2	4		0	0					
Totals			19-57	6-20	16-22	8	19	27	21	26	60	9	16	9	3	5

Technical Fouls: NONE

	GTE	BSU
Biggest lead	15 (2 <sup>nd</sup> 8:07)	8 (2 <sup>nd</sup> 19:02)
Best Scoring Run	12 (2 <sup>nd</sup> 10:47)	6 (2 <sup>nd</sup> 19:02)
Lead Changes	4	
Times Tied	4	
Time with Lead	20:26	15:55

Points from	GTE	BSU
Turnovers	15	19
Paint	30	20
Second Chance	11	7
Fast Breaks	9	8
Bench	7	15

Period by Period Scoring	1st	2nd	TOT
GTE	26	48	74
BSU	31	29	60



Official Basketball Box Score - Final  
**Houston at Georgia Tech**  
12/24/19 Stan Sheriff Center, Honolulu  
2019-20 Men's Basketball

Game Time: 12:30 AM  
Game Duration: 1:59  
Attendance: 5,585

Officials: Keith Kimble, Tony Padilla, Owen Short

Houston - 70

Record: 9-3

NO.	Name	Min	FG	3P	FT	Rebounds	Fouls	TP	AS	TO	ST	Blocks	BS	BA	+	-
			M-A	M-A	M-A	OR DR	PF	FD								
35	Fabian White Jr	F 32:00	6-11	0-0	3-3	6 6	12	4	2	15	2	2	0	0	0	-2
55	Brisson Gresham	F 21:07	0-1	0-0	0-0	2 1	3	1	0	0	0	0	0	0	0	0
2	Caleb Mills	G 30:55	4-11	2-6	2-2	0 3	3	1	1	12	3	3	0	0	0	2
11	Nate Hinton	G 31:55	2-5	0-3	3-3	3 6	9	4	2	7	1	2	0	0	0	16
24	Quentin Grimes	G 36:52	10-15	2-5	4-9	0 1	5	1	7	28	1	3	0	0	1	11
1	Chris Harris Jr.	G 16:44	1-5	0-0	1-1	4	5	3	1	3	0	1	0	0	0	9
3	DeJon Jarreau	G 22:47	3-9	0-1	1-1	1 3	4	2	6	7	2	4	1	0	0	6
4	Justin Gorham	G 08:00	0-1	0-0	0-0	0 0	0	0	0	0	1	0	0	0	0	13
Team						0	1	1		0	0					
Totals			26-58	4-15	14-19	16	26	42	17	19	70	10	15	1	2	2

Technical Fouls: NONE

Georgia Tech - 59

Record: 5-6

NO. Name		Min	FG	3P	FT	Rebounds	Fouls	TP	AS	TO	ST	Blocks	BS	BA
			M-A	M-A	M-A	OR DR TOT	PF	FD						
4	Jordan Usher	F 35:43	4-12	0-3	2-2	0 4 4	3 2	10	1	3	0	0	0	-7
5	Moses Wright	F 37:23	7-15	0-3	5-6	4 6 10	2 3	19	0	1	1	1	0	-10
1	James Banks III	C 29:42	2-5	0-0	2-6	1 4 5	5 5	6	0	2	0	1	1	-5
0	Michael Devoe	G 33:38	5-9	2-3	5-6	1 1 2	3 3	17	1	2	0	0	0	-13
10	Jose Alvarado	G 35:48	2-5	1-3	2-2	0 0 0	0 0	4	3	7	4	0	0	-
12	Khalid Moore	T 17:45	0-5	0-2	0-0	0 0 0	1 0	0	1	0	2	0	0	-6
11	Bubba Parham	09:58	0-3	0-1	0-0	0 1 1	1 1	0	0	0	1	0	0	-9
Team						1 2 3			0	1				
Totals			20-54	3-15	16-22	7 18 25	19 17	59	7	9	6	2	2	-11



# MISCELLANEOUS

## Starting Lineups

Game	Opponent	Result	C	F	G/F	G	G	Lineup#	Record
N5	at NC State	W, 82-81 (ot)	Banks III	Wright	Moore	Alvarado	Devoe	1	1-0
N11	ELON	W, 64-41	Banks III	Wright	Moore	Parham	Devoe	2	1-0
N20	at Georgia	L, 78-82	Banks III	Wright	Moore	Alvarado	Devoe	1	1-1
N25	ARKANSAS	L, 61-62 (ot)	Banks III	Wright	Moore	Parham	Devoe	2	1-1
D1	BETHUNE-COOKMAN	W, 68-65	Cole	Wright	Moore	Parham	Devoe	3	1-0
D4	NEBRASKA	W, 73-56	Cole	Wright	Moore	Parham	Devoe	3	2-0
D7	SYRACUSE	L, 63-97	Banks III	Wright	Moore	Parham	Devoe	2	1-2
D14	at Kentucky	L, 53-67	Banks III	Wright	Moore	Parham	Devoe	2	1-3
D18	BALL STATE	L, 47-65	Banks III	Wright	Moore	Usher	Devoe	4	0-1
D22	vs. Boise State	W, 74-60	Banks III	Wright	Usher	Alvarado	Devoe	5	1-0
D23	vs. Houston	L, 59-70	Banks III	Wright	Usher	Alvarado	Devoe	5	1-1
D25	at Hawai'i	W, 70-53	Banks III	Wright	Usher	Alvarado	Devoe	5	2-1
D31	at Florida State								
J4	at North Carolina								
J8	DUKE								
J11	at Boston College								
J15	NOTRE DAME								
J18	VIRGINIA								
J22	at Louisville								
J25	NC STATE								
J28	MOREHOUSE								
F1	at Notre Dame								
F4	VIRGINIA TECH								
F8	at Pittsburgh								
F12	LOUISVILLE								
F19	at Wake Forest								
F22	at Syracuse								
F25	CLEMSON								
F29	MIAMI								
M4	PITTSBURGH								
M6	at Clemson								

## Specialty Stats (GT/Opp)

Game	Opponent	Paint	OffT0	2ndCh	FBreak	Bench
N5	at NC State	36/28	17/15	6/10	27/15	7/20
N11	ELON	20/16	16/11	5/13	18/3	16/12
N20	at Georgia	36/30	17/18	13/11	13/13	17/11
N25	ARKANSAS	34/20	11/18	12/0	12/19	10/0
D1	BETHUNE-COOKMAN	38/30	15/15	8/16	6/4	12/7
D4	NEBRASKA	48/30	18/10	7/5	16/15	10/13
D7	SYRACUSE	26/24	21/20	12/13	10/21	12/12
D14	at Kentucky	32/26	14/16	5/11	6/10	9/12
D18	BALL STATE	20/26	16/22	6/1	10/4	15/21
D22	vs. Boise State	30/20	15/19	11/7	9/8	7/15
D23	vs. Houston	22/28	12/9	11/13	13/6	0/10
D25	at Hawai'i	42/20	16/12	9/7	13/5	9/23
D31	at Florida State					
J4	at North Carolina					
J8	DUKE					
J11	at Boston College					
J15	NOTRE DAME					
J18	VIRGINIA					
J22	at Louisville					
J25	NC STATE					
J28	MOREHOUSE					
F1	at Notre Dame					
F4	VIRGINIA TECH					
F8	at Pittsburgh					
F12	LOUISVILLE					
F19	at Wake Forest					
F22	at Syracuse					
F25	CLEMSON					
F29	MIAMI					
M4	PITTSBURGH					
M6	at Clemson					

## Miscellaneous

	Opponent	Uniform Color	Tip	Large Lead	Large Deficit	Ties	Lead Changes	GT Led	Opp Led	Game Tied	1st GT Subs	On the Floor at the End
N5	at NC State	Gold	NCST	3	15	9	5	3:52	35:39	0:24	Parham, Price, Cole - 14:35-1st	Alvarado, Parham, Devoe, Moore, Banks III
N11	ELON	White	Elon	26	2	2	2	36:16	0:45	2:59	Cole, Price, Phillips - 14:25-1st	Boyd, Broadway, Rice, Medlock, James
N20	at Georgia	Navy	GT	8	16	5	3	10:24	24:39	4:57	Parham - 14:44-1st	Devoe, Parham, Price, Cole, Wright
N25	ARKANSAS	Gold	GT	3	9	5	9	3:15	32:08	9:37	Cole - 15:51-1st	Parham, Moore, Cole, Wright, Banks
D1	BETHUNE-COOKMAN	White	B-C	4	10	11	9	12:49	20:54	6:17	Price - 14:40-1st	Parham, Devoe, Moore, Wright, Banks
D4	NEBRASKA	White	GT	20	4	3	6	30:27	7:42	1:51	Price - 15:45-1st	Parham, Didenko, Price, Cole, Wright
D7	SYRACUSE	White	GT	2	37	-	3	0:37	39:01	0:22	Price - 16:06-1st	Parham, Devoe, Phillips, Price, Cole
D14	at Kentucky	Gold	GT	5	16	3	4	6:56	31:03	2:01	Price, Cole - 14:53-1st	Devoe, Price, Moore, Wright, Cole
D18	BALL STATE	White	GT	5	30	1	3	5:22	33:11	1:27	Parham - 16:16-1st	Parham, Phillips, Price, Cole, Banks
D22	vs. Boise State	Navy	GT	15	8	4	4	20:26	15:19	3:39	Moore - 15:36-1st	Phillips, Cole, Usher, Wright, Banks
D23	vs. Houston	White	GT	-	13	-	-	-	39:23	0:37	Moore - 14:06-1st	Alvarado, Devoe, Moore, Parham, Wright
D25	at Hawai'i	Navy	GT	18	9	8	7	17:51	17:37	4:32	Moore - 18:55-1st	Boyd, Medlock, Phillips, Didenko, Cole
D31	at Florida State											
J4	at North Carolina											
J8	DUKE											
J11	at Boston College											
J15	NOTRE DAME											
J18	VIRGINIA											
J22	at Louisville											
J25	NC STATE											
J28	MOREHOUSE											
F1	at Notre Dame											
F4	VIRGINIA TECH											
F8	at Pittsburgh											
F12	LOUISVILLE											
F19	at Wake Forest											
F22	at Syracuse											
F25	CLEMSON											
F29	MIAMI											
M4	PITTSBURGH											
M6	at Clemson											

## ROSTER AT-A-GLANCE

## NUMERICAL

No.	Name	Pos.	Ht.	Wt.	Cl.	Exp.	Hometown (High School/College)
0	Michael Devoe	G	6-5	193	So.	1VL	Orlando, Fla. (Montverde Academy)
1	James Banks III	F	6-10	250	Sr.	1VL	Decatur, Ga. (La Lumiere School [LaPorte, Ind.]/Texas)
2	Shembari Phillips	G	6-4	210	r-Sr.	1VL	Atlanta, Ga. (Wheeler HS/Tennessee)
3	Evan Cole	F	6-10	226	Jr.	2VL	Cumming, Ga. (South Forsyth HS)
4	Jordan Usher	G/F	6-7	220	Jr.	TR	Canton, Ga. (Wheeler HS/Southern California)
5	Moses Wright	F	6-9	230	Jr.	2VL	Raleigh, N.C. (William G. Enloe HS)
10	Jose Alvarado	G	6-0	179	Jr.	2VL	Brooklyn, N.Y. (Christ the King HS)
11	Bubba Parham	G	5-10	160	Jr.	TR	Snellville, Ga. (Brookwood HS/VMI)
12	Khalid Moore	F	6-7	203	So.	1VL	Briarwood, N.Y. (Archbishop Molloy HS)
13	Coleman Boyd	G	6-1	173	Fr.	HS	Smyrna, Ga. (Mt. Bethel Christian Academy)
14	David Didenko	F	6-9	232	So.	TR	Yakutsk, Russia (Boca Raton [Fla.] Community School/Palm Beach State)
23	Asanti Price	G	6-5	177	Fr.	HS	Columbia, S.C. (W.J. Keenan HS)
24	Jehloni James	F	6-6	180	Fr.	HS	Sugar Hill, Ga. (Lanier HS)
34	Niko Broadway	G	6-3	195	Fr.	HS	Atlanta, Ga. (St. Pius X HS)
35	Kristian Sjolund	F	6-8	213	So.	1VL	Kongsberg, Norway (Obra D. Tompkins HS [Katy, Texas])
45	Shaheed Medlock	G	6-5	196	Sr.	2VL	Waycross, Ga. (Ware County)
55	Malachi Rice	G	6-0	186	Jr.	2VL	Indianapolis, Ind. (Brebeuf Jesuit Preparatory School)

## ALPHABETICAL

No.	Name	Pos.	Ht.	Wt.	Cl.	Exp.	Hometown (High School/College)
10	Jose Alvarado	G	6-0	179	Jr.	2VL	Brooklyn, N.Y. (Christ the King HS)
1	James Banks III	F	6-10	250	Sr.	1VL	Decatur, Ga. (La Lumiere School [LaPorte, Ind.]/Texas)
13	Coleman Boyd	G	6-1	173	Fr.	HS	Smyrna, Ga. (Mt. Bethel Christian Academy)
34	Niko Broadway	G	6-3	195	Fr.	HS	Atlanta, Ga. (St. Pius X HS)
3	Evan Cole	F	6-10	226	Jr.	2VL	Cumming, Ga. (South Forsyth HS)
0	Michael Devoe	G	6-5	193	So.	1VL	Orlando, Fla. (Montverde Academy)
14	David Didenko	F	6-9	232	So.	TR	Yakutsk, Russia (Boca Raton [Fla.] Community School/Palm Beach State)
24	Jehloni James	F	6-6	180	Fr.	HS	Sugar Hill, Ga. (Lanier HS)
45	Shaheed Medlock	G	6-5	196	Sr.	2VL	Waycross, Ga. (Ware County)
12	Khalid Moore	F	6-7	203	So.	1VL	Briarwood, N.Y. (Archbishop Molloy HS)
11	Bubba Parham	G	5-10	160	Jr.	TR	Snellville, Ga. (Brookwood HS/VMI)
2	Shembari Phillips	G	6-4	210	r-Sr.	1VL	Atlanta, Ga. (Wheeler HS/Tennessee)
23	Asanti Price	G	6-5	177	Fr.	HS	Columbia, S.C. (W.J. Keenan HS)
55	Malachi Rice	G	6-0	186	Jr.	2VL	Indianapolis, Ind. (Brebeuf Jesuit Preparatory School)
35	Kristian Sjolund	F	6-8	213	So.	1VL	Kongsberg, Norway (Obra D. Tompkins HS [Katy, Texas])
4	Jordan Usher	G/F	6-7	220	Jr.	TR	Canton, Ga. (Wheeler HS/Southern California)
5	Moses Wright	F	6-9	230	Jr.	2VL	Raleigh, N.C. (William G. Enloe HS)

**Head Coach:** Josh Pastner (Arizona, 1997), 4th season

**Associate Head Coach:** Eric Reveno (Stanford, 1989), 4th season

**Assistant Coach:** Julian Swartz (Carroll College, 2005), 4th season

**Assistant Coach:** Anthony Wilkins (Kent State, 2013), 2nd season

**Director of Operations:** Tyler Benson (St. Bonaventure, 2009), 4th season

**Associate Director of Player Personnel:** B.J. Elder (Georgia Tech, 2014), 1st season

**Director of Scouting:** Hayden Sheridan (Arizona, 2016), 2nd season

**Player Development Coach:** Dr. Dan Taylor (Franklin Pierce, 2002), 4th season

**Athletic Trainer:** Richard Stewart (Salisbury, 2005), 13th season

## Pronunciations

Jose Alvarado	AL-vuh-ROD-oh
David Didenko	duh-DENK-oh
Khalid Moore	kuh-LEED
Bubba Parham	PAR-um
Shembari Phillips	shem-BAR-ee
Asanti Price	uh-SON-tee
Eric Reveno	REV-uh-no
Malachi Rice	MAL-uh-ky
Kristian Sjolund	SHO-lund

## BY CLASS

Freshmen: Coleman Boyd, Niko Broadway, Jehloni James, Asanti Price

Sophomores: Michael Devoe, David Didenko, Khalid Moore, Kristian Sjolund

Juniors: Jose Alvarado, Evan Cole, Bubba Parham, Malachi Rice, Jordan Usher, Moses Wright

Seniors: James Banks, Shaheed Medlock, Shembari Phillips (r)

## BY STATE/COUNTRY

Florida: Michael Devoe

Georgia: James Banks, Coleman Boyd, Niko Broadway, Evan Cole, Jehloni James, Shaheed Medlock, Bubba Parham, Shembari Phillips, Jordan Usher

Indiana: Malachi Rice

New York: Jose Alvarado, Khalid Moore

North Carolina: Moses Wright

Russia: David Didenko (by way of Florida)

South Carolina: Asanti Price

Texas: Kristian Sjolund

## BY BIRTHDATE

January 16, 1998 James Banks

January 30, 2000 David Didenko

March 6, 1999 Malachi Rice

March 21, 1997 Shembari Phillips

April 12, 1998 Jose Alvarado

May 11, 1999 Evan Cole

May 21, 1998 Jordan Usher

June 29, 2001 Jehloni James

July 29, 2000 Khalid Moore

September 10, 1999 Kristian Sjolund

October 24, 1999 Coeman Boyd

November 23, 1997 Bubba Parham

December 15, 2000 Niko Broadway

December 17, 1999 Michael Devoe

December 23, 1998 Moses Wright

## BY MAJOR

Aerospace Engineering: Jehloni James

Biology: Asanti Price

Business Administration: Coleman Boyd, Evan Cole, Michael Devoe, David Didenko, Shaheed Medlock, Khalid Moore, Malachi Rice, Kristian Sjolund, Jordan Usher, Moses Wright

History, Technology & Society: James Banks

III, Bubba Parham, Shembari Phillips

Industrial Engineering: Niko Broadway

Literature, Media & Communication: Jose Alvarado

## BY HEIGHT

5-10 Bubba Parham

6-0 Jose Alvarado, Malachi Rice

6-1 Coleman Boyd

6-3 Niko Broadway

6-4 Shembari Phillips

6-5 Michael Devoe, Shaheed Medlock, Asanti Price

6-6 Jehloni James

6-7 Khalid Moore, Jordan Usher

6-8 Kristian Sjolund

6-9 David Didenko, Moses Wright

6-10 James Banks III, Evan Cole



## RADIO/TV ROSTER



**Jose Alvarado**  
G • 6-0 • Jr.

10



**James Banks**  
C • 6-10 • Sr.

1



**Coleman Boyd**  
G • 6-1 • So.

13



**Niko Broadway**  
G • 6-3 • Fr.

34




**Evan Cole**  
F • 6-10 • Jr.

3



**Michael Devoe**  
G • 6-5 • So.

0



**David Didenko**  
F • 6-9 • So.

14



**Jehloni James**  
F • 6-6 • Fr.

24



**Shaheed Medlock**  
G • 6-5 • Sr.

45



**Khalid Moore**  
F • 6-7 • So.

12



**Bubba Parham**  
G • 5-10 • Jr.

11



**Shembari Phillips**  
G • 6-4 • r-Sr.

2



**Asanti Price**  
G • 6-5 • Fr.

23



**Malachi Rice**  
G • 6-0 • Sr.

55



**Kristian Sjolund**  
F • 6-8 • So.

35



**Jordan Usher**  
G/F • 6-7 • Jr.

4



**Moses Wright**  
F • 6-9 • Jr.

5



**Josh Pastner**  
Head Coach



**Eric Reveno**  
Associate Head Coach



**Julian Swartz**  
Assistant Coach



**Anthony Wilkins**  
Assistant Coach



**Tyler Benson**  
Director of Operations



**B.J. Elder**  
Director of Player Personnel



**Hayden Sheridan**  
Director of Scouting



# RADIO/TV CHEAT SHEET



0

## MICHAEL DEVOE

**Guard • 6-5 • 193 • Sophomore • Orlando, Fla.**

Yr	GP/GS	PPG	RPG	APG	FG%	3FG%	FT%
2019-20	12/12	17.8	3.8	3.0	.461	.411	.696
Season Highs		Pts: 34	Reb: 9	Ast: 7	Min: 42		
Last Game:	18 pts, 6-12 FG, 2-5 3pt, 4-4 FT, 4 ast in 38:31 vs. Hawai'i						



1

## JAMES BANKS III

**Center • 6-10 • 250 • Senior • Decatur, Ga.**

Yr	GP/GS	PPG	RPG	BK/G	FG%	3FG%	FT%
2019-20	12/10	9.9	7.3	3.0	.470	.000	.621
Season Highs		Pts: 20	Reb: 14	Blk: 8	Min: 40		
Last Game:	11 pts, 3-5 FG, 5-8 FT, 6 reb, 1 blk in 21:59 vs. Hawai'i						



2

## SHEMBARI PHILLIPS

**Guard • 6-4 • 210 • r-Senior • Atlanta, Ga.**

Yr	GP/GS	PPG	RPG	APG	FG%	3FG%	FT%
2019-20	9/0	1.0	0.2	0.6	.273	.300	.000
Season Highs		Pts: 6	Reb: 2	Ast: 2	Min: 13		
Last Game:	0-1 FG in 2:49 vs. Hawai'i						



3

## EVAN COLE

**Forward • 6-10 • 226 • Junior • Cumming, Ga.**

Yr	GP/GS	PPG	RPG	APG	FG%	3FG%	FT%
2019-20	10/2	4.6	3.7	0.3	.500	.250	.500
Season Highs		Pts: 9	Reb: 9	Ast: 2	Min: 23		
Last Game:	Played 1:17 vs. Hawai'i						



4

## JORDAN USHER

**Guard/Forward • 6-7 • 220 • Junior • Canton, Ga.**

Yr	GP/GS	PPG	RPG	APG	FG%	3FG%	FT%
2019-20	4/4	10.0	4.5	1.0	.378	.111	.917
Season Highs		Pts: 18	Reb: 7	Ast: 2	Min: 36		
Last Game:	8 pts, 3-8 FG, 2-2 FT, 3 reb, 1 ast in 23:52 vs. Hawai'i						



5

## MOSES WRIGHT

**Forward • 6-9 • 230 • Junior • Raleigh, N.C.**

Yr	GP/GS	PPG	RPG	BK/G	FG%	3FG%	FT%
2019-20	12/12	12.8	7.8	1.3	.571	.214	.538
Season Highs		Pts: 19	Reb: 12	Blk: 3	Min: 38		
Last Game:	16 pts, 7-11 FG, 2-3 FT, 3 reb in 28:47 vs. Hawai'i						



10

## JOSE ALVARADO

**Guard • 6-0 • 179 • Junior • Brooklyn, N.Y.**

Yr	GP/GS	PPG	RPG	APG	FG%	3FG%	FT%
2019-20	5/5	8.2	2.2	3.6	.317	.217	1.000
Season Highs		Pts: 14	Reb: 5	Ast: 7	Min: 36		
Last Game:	8 pts, 2-6 FG, 4-4 FT, 5 reb, 4 ast in 34:40 vs. Hawai'i						



11

## BUBBA PARHAM

**Guard • 5-10 • 160 • Junior • Snellville, Ga.**

Yr	GP/GS	PPG	RPG	APG	FG%	3FG%	FT%
2019-20	12/6	6.5	2.4	1.6	.382	.293	.800
Season Highs		Pts: 11	Reb: 6	Ast: 4	Min: 40		
Last Game:	7 pts, 3-4 FG, 1-2 FT, 3 reb in 29:47 vs. Hawai'i						



12

## KHALID MOORE

**Forward • 6-7 • 203 • Sophomore • Briarwood, N.Y.**

Yr	GP/GS	PPG	RPG	APG	FG%	3FG%	FT%
2019-20	12/10	5.9	4.1	2.2	.311	.238	.444
Season Highs		Pts: 11	Reb: 9	Ast: 6	Min: 39		
Last Game:	0 pts, 0-2 FG, 6 reb in 16:20 vs. Hawai'i						



14

## DAVID DIDENKO

**Forward • 6-9 • 232 • Sophomore • Yakutsk, Russia**

Yr	GP/GS	PPG	RPG	APG	FG%	3FG%	FT%
2019-20	3/0	0.0	0.3	0.0	.000	.000	.000
Season Highs		Pts: 0	Reb: 1	Ast: 0	Min: 4		
Last Game:	Played 0:56 vs. Hawai'i						



23

## ASANTI PRICE

**Guard • 6-5 • 177 • Freshman • Columbia, S.C.**

Yr	GP/GS	PPG	RPG	APG	FG%	3FG%	FT%
2019-20	9/0	3.2	2.7	0.8	.293	.115	.286
Season Highs		Pts: 6	Reb: 10	Ast: 2	Min: 25		
Last Game:	DNP vs. Hawai'i						



35

## KRISTIAN SJØLUND

**Forward • 6-8 • 213 • Sophomore • Kongsberg, Norway**

Yr	GP/GS	PPG	RPG	APG	FG%	3FG%	FT%
2018-19	21/4	3.0	1.0	0.2	.357	.333	.800
Season Highs		Pts: na	Reb: na	Ast: na	Min: na		
Last Game:	DNP vs. Hawai'i						

## Notes

- No. 5 in ACC in in scoring, No. 8 in FG%, No. 2 in minutes
- Diamond Head Classic: 16.0 ppg, 17-35 FG, 4-14 3pt FG, 10-12 FT, 4.0 rpg
- 34 pts, 9 reb at Georgia both career highs, has matched or beaten career scoring high three times this season
- 25 career double-digit scoring games (15 as as a freshman); five 20+ games this season

## Notes

- No. 2 in ACC in blocked shots (36 in 12 games, 3.0 pg), No. 12 in the nation
- ACC All-Defensive team in 2018-19; Tech's No. 2 scorer, top rebounder and shot-blocker
- Double-doubles in 10 games in his career, (20/13 at NC State, 20/14 vs. Arkansas, 12/10 vs. B-C this season)
- 7-foot, 5.35-inch wingspan

## Notes

- Played in 9 games off the bench this season, season-high 6 points vs. Ball State (2 3pt FG)
- Started first 6 games of last season, hit 32.6 percent from the floor, 4-22 on 3s; 55 mins last 10 games
- Part-time starter in 2 seasons at Tennessee (64 games, 24 starts); attended Wheeler HS in Marietta, Ga.

## Notes

- Worked all offseason in the post and is playing as backup to James Banks III
- Hitting 50 pct. from the floor this season, 5.2 ppg, 14-26 FG vs. power conference foes
- Averaging 12.4 minutes, started two games
- Stepmom is in Georgia Tech Sports Hall of Fame - softball pitcher Jessica Sallinger Cole

## Notes

- Transfer from USC at mid-season last year, made GT debut vs Ball State on Dec. 18
- Started all 4 games since eligible; 12.0 ppg, 13-30 FG, 9-10 FT, 4.7 rpg in Diamond Head Classic
- Played in 48 games (4 starts) over season and a half at USC; 5.7 ppg, 2.4 rpg, 37.2% 3P FG
- Attended Wheeler HS in Marietta, Ga.

## Notes

- All-tourney team at Diamond Head Classic: 17.7 ppg, 7.3 rpg, 21-33 FG, 10-12 FT, 4 blocks
- No. 2 in the ACC in FG%, No. 8 in rebound avg., No. 7 in blocks
- Two double-doubles - Bethune-Cookman (12 pts, 12 reb, 6-8 FG), Kentucky (13 pts, 10 reb, 6-11 FG)
- Has 6-foot-11 wingspan, gained 25 pounds since freshman year

## Notes

- Missed 7 of 8 games after NC State due to right ankle injury (played 17:53 at Georgia)
- Returned to court for all 3 games at Diamond Head Classic (9.7 ppg, 3.0 apg, 3-12 3pt FG, 10-10 FT, 7 stl)
- Led Tech in scoring, assists, steals (7th in ACC in steals) last season
- Ironman guard who ranked 6th in ACC in average minutes vs. ACC teams (36.2)

## Notes

- Has 4 double-digit games this season, 11-of-34 3pt FG last 10 games
- Transfer from VMI who made All-Southern Conference team in 2018-19, top SoCon freshman in 2017-18
- Led SoCon in scoring last season (21.4 ppg) while hitting 39.7% of his threes
- Career 37.1% shooter from behind the arc, 79.3% on FT

## Notes

- Versatile player who does a little of everything, started first 9 games this season (28.9 mpg)
- Leads Tech in steals, No. 2 in assists, No. 4 in rebounding, No. 7 in scoring
- Played in every ACC game as a freshman, 16.4 mpg; started 10 games overall; 48.2% FG
- Attended alma mater of legendary Tech guard Kenny Anderson, played on same AAU team as Jose Alvarado

## Notes

- Transfer from Palm Beach State CC in Florida, has three years of eligibility at Tech (eligible immediately)
- Native of Yakutsk, Russia, emigrated to the United States in 2010, attended HS in Boca Raton
- Played 27 games last year for Palm Beach State, double figures three times
- Team went 21-9

## Notes

- Averaging 19.0 minutes off the bench, 15 pts, 7 reb his last 3 games combined
- Made 3-pt FG in OT that gave Tech its first lead of the game at NC State
- Signed with Tech in the spring after all-state senior year at Keenan HS in Columbia, S.C.
- Nicknamed "ASAP"

## Notes

- Versatile HS player with international experience, has not played this season
- Played in 21 games, started 4 last season, averaged 8.0 ppg (11-of-30 3pt combined) in late 6-game stretch
- Born in Washington state, grew up on Kongsberg, Norway, played HS ball in Katy, Texas
- Played for Norway in 2015 FIBA U16 Championships, 2017 U18 Nordic Championship