



# GEORGIA TECH BASKETBALL 2019-20

ACC Champions 1985, 1990, 1993 • Final Four 1990, 2004 • 16 NCAA Tournament appearances

## 2019-20 Schedule/Results

O20	GEORGIA COLLEGE (exh)	ACCNX	W, 98-76
O27	at Alabama (exh)	--	L, 65-93
N5	at NC State [rv]	ACCN	W, 82-81 (ot)
N11	ELON	ACCNX	W, 64-41
N20	at Georgia	SECN+	L, 78-82
N25	ARKANSAS	ACCN	L, 61-62 (ot)
D1	BETHUNE-COOKMAN	RSN	W, 68-65
D4	NEBRASKA+	ESPNU	W, 73-56
D7	SYRACUSE	ACCN	L, 63-97
D14	at Kentucky [8/9]	ESPNU	L, 53-67
D18	BALL STATE	RSN	L, 47-65
D22	Boise State#	ESPNU	5 p.m.
D23	Houston or Portland#	ESPN2/U	4:30/7 p.m.
D25	Final round#	ESPN2/U	tba
D31	at Florida State [19/19]	ESPN2/U	12 p.m.
J4	at North Carolina [rv/23]	ACCN	6 p.m.
J8	DUKE [4/3]	ACCN	9 p.m.
J11	at Boston College	ACCN	6 p.m.
J15	NOTRE DAME	ACCN	8:30 p.m.
J18	VIRGINIA [9/7]	ACCN	8 p.m.
J22	at Louisville [3/5]	RSN	7 p.m.
J25	NC STATE	RSN	4 p.m.
J28	MOREHOUSE	ACCNX	7:30 p.m.
F1	at Notre Dame	RSN	12 p.m.
F4	VIRGINIA TECH	ESPN2/U/ACCN	7 p.m.
F8	at Pittsburgh	RSN	2 p.m.
F12	LOUISVILLE [3/5]	ACCN	8 p.m.
F19	at Wake Forest	RSN	7 p.m.
F22	at Syracuse	RSN	4 p.m.
F25	CLEMSON	ESPN2/ACCN	9 p.m.
F29	MIAMI	ACCN	6/8 p.m.
M4	PITTSBURGH	RSN	9 p.m.
M6	at Clemson	ESPN2	7 p.m.
M10	ACC Tournament (Greensboro, N.C.)		

+Big Ten-ACC Challenge; #Diamond Head Classic, Honolulu, Hawaii

All times Eastern; home games in ALL CAPS

(AP/USA) - rankings in AP/coaches polls at time of game, current rankings for upcoming games (rv=receiving votes)

### TELEVISION:

ESPNU

Play-by-play	Kanoa Leahey
Analyst	Brooke Weisbrod

### RADIO: Learfield IMG College/WCNN-Radio

Play-by-play	Andy Demetra
Analyst	Randy Waters
Engineer	Miller Pope
In Atlanta	680 AM, 93.7 FM
Satellite	XM 371, Internet 971
Online	GT Gameday App, Ramblinwreck.com
Tuneln	buzz.gt/LiveTuneln

### COMMUNICATIONS

GTMBB contact	Mike Stamus
Phone	404-894-5445 (ofc), 404-218-9723 (cell)
E-mail	mstamus@athletics.gatech.edu

### SOCIAL MEDIA: #TogetherWeSwarm

Official Twitter	@GTMBB / @GTJoshPastner
Facebook	gtmensbasketball
Instagram	gtmensbasketball

## GEORGIA TECH (4-5, 1-1 ACC) vs. BOISE STATE (6-4, 1-1 Mountain West)

GAME 10 • December 22, 2019 • 5 p.m. ET • Stan Sheriff Center • Honolulu, Hawai'i

### About Sunday's Game

For the first time since 1994, Georgia Tech's basketball team visits Honolulu, Hawai'i to compete in the Diamond Head Classic, opening the tournament against Boise State at 5 p.m. Eastern time Sunday at the Stan Sheriff Center.

Tech (4-5, 1-1 ACC), in its fourth season under head coach Josh Pastner, has dropped its last three games - 97-63 to Syracuse on Dec. 7, 67-53 at No. 8 Kentucky Dec. 14 and 65-47 at home to Ball State Wednesday night - after a 4-2 start. The Yellow Jackets, 1-1 on the road this season, are beginning a stretch of five straight games away from home with its appearance in the Diamond Head Classic.

Boise State (6-4, 1-1 Mountain West), in its 10th season under head coach Leon King, has won five of its last seven games, including a 100-57 homecourt victory over Alabama State in its last outing on Dec. 14. The Broncos are 1-3 away from home this season, winning a 73-70 overtime game at Pacific on Nov. 23. Their only game against a power conference team to date has been a 106-75 loss at Oregon on Nov. 9.

Sunday's game will be televised live on ESPNU, and all games in the Diamond Head Classic will be live either on ESPNU or ESPN2. Live streaming is available through the ESPN app. Radio coverage of Tech's games is provided through Learfield IMG College, airing in Atlanta on 680 AM and 93.7 FM the Fan and through the Tuneln app. The Tech broadcast is also available on satellite radio (XM ch. 371, internet ch. 971).

### GAME INFORMATION

Event/Site	Honolulu, Hawai'i (Diamond Head Classic).
Venue	Stan Sheriff Center (10,500)
Series vs. Boise State	first meeting
At neutral site	first meeting
Last meeting	first meeting

### GEORGIA TECH YELLOW JACKETS

2019-20 rankings (AP/coaches/KenPom)	nr   nr   112
2019-20 record breakdown	3-3 home   1-2 away   0-0 neutral
Head coach	Josh Pastner (Arizona, 1997)
Career record/at GT !	197-130 (11th yr)   30-57 (4th yr)
Pastner vs. Ball State	0-0
Next game	Dec. 23 vs. Houston or Portland

! 22 wins and 1 loss vacated by NCAA Committee on Infractions

### BOISE STATE BRONCOS

2019-20 rankings (AP/coaches/KenPom)	nr   nr   107
2019-20 record breakdown	5-1 home   1-3 away   0-0 neutral
Head coach	Leon Rice (Washington State, 1986)
Career record/at BSU	184-120 (10th yr)   184-120 (10th yr)
Whitford vs. Georgia Tech	0-0
Next game	Dec. 23 vs. Houston or Portland

### ROSTER AT-A-GLANCE (#indicates last game starters)

<b>10</b>	Jose Alvarado	G	6-0	179	Jr.	Brooklyn, N.Y.	6.0	2.5	> Missed 7 of last 8 games with ankle inj (played 17 min at Georgia); 35 ast/11 turnovers 8 game prior
<b>1</b>	James Banks III#	F	6-10	250	Sr.	Decatur, Ga.	10.9	7.8	> No. 4 in nation, No. 1 in ACC in blocked shots (3.67 bpg); 10 career double-doubles, 3 in 9 games this season
<b>34</b>	Niko Broadway	G	6-3	180	Fr.	Atlanta, Ga.	0.0	0.0	> Non-scholarship player in his first year with the program
<b>13</b>	Coleman Boyd	G	6-1	173	Fr.	Smyrna, Ga.	0.0	0.0	> Non-scholarship player in his first year with the program
<b>3</b>	Evan Cole	F	6-10	226	Jr.	Cumming, Ga.	5.1	4.1	> 14.9 mpg off the bench; hitting 50% FG
<b>0</b>	Michael Devoe#	G	6-5	193	So.	Orlando, Fla.	18.4	3.8	> No. 6 in ACC in scoring, 3pt% (.452), No. 2 in minutes (36.4); has five 20+ scoring games this season
<b>14</b>	David Didenko	F	6-9	232	So.	Yakutsk, Russia	0.0	0.0	> Signed with Tech out of Palm Beach State Community College, played in 2 games
<b>24</b>	Jehloni James	F	6-6	180	Fr.	Sugar Hill, Ga.	2.0	0.0	> Non-scholarship player in his first year with the program
<b>45</b>	Shaheed Medlock	G	6-5	196	Sr.	Waycross, Ga.	0.0	0.0	> Non-scholarship player in his third year with the program
<b>12</b>	Khalid Moore#	F	6-7	203	So.	Briarwood, N.Y.	6.3	4.2	> Started every game this season; leads Tech in steals, No. 2 in assists, No. 3 in rebounding
<b>11</b>	Bubba Parham	G	5-10	160	Jr.	Snellville, Ga.	7.3	2.7	> Transfer from VMI, led SoCon 21.4 ppg in 2019; 8.4 ppg with 4 double-digs in last 7 games, 10-of-30 3pt FG
<b>2</b>	Shembari Phillips	G	6-4	210	r-Sr.	Atlanta, Ga.	1.3	0.0	> Played in 7 games this season, limited minutes; scored 6 points vs. Ball State, first points this season
<b>23</b>	Asanti Price	G	6-5	177	Fr.	Columbia, S.C.	3.2	2.7	> 3A all-state selection from state championship team at Keenan HS; high game 6 points vs. Nebraska
<b>55</b>	Malachi Rice	G	6-0	186	Jr.	Indianapolis, Ind.	0.0	0.0	> Non-scholarship player in his third year with the program
<b>35</b>	Kristian Sjolund	G	6-8	213	So.	Kongsberg, Norway	--	--	> Increased playing time last 8 games (started 4) of 2018-19, scored 54 points, 11-of-34 3pt FG
<b>4</b>	Jordan Usher#	G/F	6-7	220	Jr.	Canton, Ga.	4.0	4.0	> Transfer from Southern California, made GT debut vs. Ball State (4 pts, 4 reb)
<b>5</b>	Moses Wright#	F	6-9	230	Jr.	Raleigh, N.C.	11.1	8.0	> No. 3 in the ACC in FG% (.547), No. 8 in rebound avg.; No. 2 on team in scoring

## TECH NOTEBOOK

## Tech Team Statistics

Category	2019-20	#ACC	*NCAA
Scoring offense	65.4	13	265
Scoring defense	68.4	12	188
Scoring margin	-3.0	15	255
Field goal pct.	.430	8	175
Field goal pct. def.	.386	4	26
3-pt FG pct.	.287	12	306
3-pt FG made	5.2	13	317
3-pt FG pct. def.	.321	7	95
3-pt FG allowed	6.8	--	--
Free throw pct.	.578	15	347
FT made	10.7	13	329
Rebound average	37.8	6	91
Rebound margin	-1.0	10	236
O-Reb per game	9.2	10	237
D-Reb per game	28.6	4	27
Assists per game	13.7	7	124
Assist/TO ratio	0.8	14	276
Turnover margin	-2.9	14	311
Turnovers per game	18.1	15	341
Turnovers forced	15.2	8	153
Blocks per game	6.6	1	4
Steals per game	7.1	7	160
Personal fouls per game	17.9	15	266
<i>#ACC rankings through games of Dec. 18</i>			
<i>*NCAA rankings (352 teams ranked) through Dec. 18</i>			

## Games Started

Player	Consec.	2019-20	Career	Conf.
Jose Alvarado	-	2	57	30
James Banks III	3	7	33	21
Evan Cole	-	2	12	7
Michael Devoe	32	9	32	21
David Didenko	-	-	-	-
Khalid Moore	11	9	19	8
Shembari Phillips	-	-	30	11
Bubba Parham	-	6	68	37
Asanti Price	-	-	-	-
Kristian Sjolund	-	-	3	3
Jordan Usher	1	1	5	-
Moses Wright	16	9	39	15
<i>*includes starts at previous school</i>				
<i>Career ACC includes ACC Tournament starts</i>				

## Non-Conference Breakdown

Team	Conf.	Record	Conf.	KP	2018-19
Arkansas	SEC	9-1	-	32	NIT
Ball State	MAC	6-4	-	104	-
Bethune-Cookman	MEAC	5-7	-	291	-
Boise State	MW	6-4	1-1	107	-
Elon	CAA	4-8	-	324	-
Georgia	SEC	6-3	-	79	-
Hawaii	Big West	7-3	-	156	-
Houston	AAC	6-3	-	37	NCAA
Kentucky	SEC	8-2	-	15	NCAA
Nebraska	Big Ten	5-6	1-1	129	NIT
Portland	West Coast	8-3	-	239	-
UTEP	C-USA	8-1	-	113	-
Washington	Pac-12	8-2	-	47	NCAA
GT strength of schedule rank (overall): 46					
GT strength of schedule rank (non-conference): 102					
KP - KenPom.com					

## The Tipoff

• **Diamond Head look-in** - Wednesday night's game between Tech and Ball State was a non-bracketed game in the Diamond Head Classic. They are on opposite sides of the tournament bracket, and could meet on the final day of the event (Dec. 25).

• **Quick exit** - Though Tech and Ball State do not play their first games of the Diamond Head Classic until Sunday, both teams left Atlanta Thursday morning to make their flight to Honolulu.

• **Long time away** - Following Georgia Tech's trip to Hawai'i, the Yellow Jackets play their next two games on the road, Dec. 31 at Florida State and Jan. 4 at North Carolina. Tech does not play at home again until Jan. 8 against Duke.

• **Tournament titles** - Georgia Tech last won a regular-season tournament event in 2003, the Preseason NIT, defeating No. 1 Connecticut and No. 25 Texas Tech in Madison Square Garden to capture the title. Since then, the Yellow Jackets have reached the finals of three events - the 2006 Maui Invitational, the 2010 Legends Classic and the 2015 NIT Season Tipoff. Tech has won 18 regular-season tournaments over the years.

• **Looking ahead** - When Tech plays its final round game of the Diamond Head Classic on Dec. 25, it will be only the second time in program history that the Yellow Jackets played on Christmas Day. Tech opened the 1926-27 season by playing eight consecutive road games from Dec. 20-28, including a Dec. 25 contest against the Loraine Lions Club.

• **Ushering in** - Junior Jordan Usher made his debut for the Yellow Jackets Wednesday night against Ball State. The 6-7 guard/forward from Canton, Ga., became eligible following the official posting of grades from the fall semester (Georgia Tech policy), after serving his required year-in-residency (NCAA rules) after he transferred from Southern California. Usher enrolled at Tech last January.

• Sophomore guard Michael Devoe ranks sixth in the ACC in scoring (18.4 ppg), and would be third in three-point shooting (.452) with four more three-pointers made. He also is No. 2 in minutes played (36.4).

• Tech has the ACC's leading shot-blocker in senior center **James Banks III** (3.67 per game, No. 4 in NCAA).

• Junior forward Moses Wright ranks No. 3 in the ACC in field goal percentage (.547) and No. 8 in rebound average (8.0 per game).

• Tech has played seven of its last eight games, and most of the eighth, without junior point guard Jose Alvarado, who has a right ankle injury. Alvarado led Tech in scoring, assists and steals last season.

• **No ducking** - Georgia Tech's schedule is the 11th-strongest among power conference teams according to KenPom.com. Tech's schedule included six power conference teams in its first nine games, including road games at NC State, Georgia and Kentucky, and home games against Arkansas, Nebraska and Syracuse. The Jackets' non-conference schedule rates 18th-toughest among power conference teams.

• **Beefing up** - With a more veteran team in 2019-20, Georgia Tech made an effort to strengthen its non-conference schedule, beginning a two-game series with Kentucky and finishing another two-game set with Arkansas, while accepting an invitation to play in the Diamond Head Classic, in which the Jackets could wind up playing a pair of 2019 NCAA Tournament teams in Houston and Washington. Tech has also played its annual meeting against Georgia and the Big Ten/ACC matchup against Nebraska.

## Tech and the Diamond Head Classic

Georgia Tech basketball is making its sixth trip to the state of Hawai'i in program history this weekend with the 2019 Hawaiian Airlines Diamond Head Classic in Honolulu.

The field for the 2019 Hawaiian Airlines Diamond Head Classic features Ball State (Mid-American), Boise State (Mountain West), Georgia Tech (ACC), tournament host school

## Series vs. Ball State (0-1)

Home: 0-1, Away: 0-0, Neutral: 0-0

12-18-2019 .....h15 L 47- 65

## Series vs. Boise State (0-0)

Home: 0-0, Away: 0-0, Neutral: 0-0

## Series vs. Hawai'i (0-0)

Home: 2-0, Away: 0-0, Neutral: 0-2

1-25-1969 .....h10 W 85- 59  
2-19-1971 .....a L 61- 63  
2-20-1971 .....a L 62- 91  
1-6-1973 (ot).....h10 W 85- 82

## Series vs. Houston (3-0)

Home: 1-0, Away: 0-0, Neutral: 2-0

12-28-1988 ....17/17 .....n1 W 87- 78  
3-19-1992 .....n2 W 65- 60  
3-16-2016 .....\*h15 W 81- 62  
*n1-Rainbow Classic (Blaisdell Center, Honolulu, Hawaii); n2-NCAA Midwest Regional first round (Bradley Center, Milwaukee, Wis.); \*Post-season NIT*

## Series vs. Portland (0-0)

Home: 0-0, Away: 0-0, Neutral: 0-0

## Series vs. UTEP (1-2)

Home: 0-0, Away: 0-2, Neutral: 1-0

12-20-1968 .....a1 L 71- 75  
12-18-1981 .....a1 L 44- 73  
11-26-2010 .....n1 W 71- 61  
*Formerly Texas Western. a1-Sun Bowl Tournament (Special Events Center, El Paso, Texas); n1-Legends Classic (Boardwalk Hall, Atlantic City, N.J.)*

## Series vs. Washington (2-1)

Home: 0-0, Away: 0-0, Neutral: 2-1

12-27-1984 ....10/13 ....11/12 .....n1 W 65- 58  
11-29-1998 .....16/16 .....n2 L 60- 76  
11-26-1999 .....n3 W 82- 65  
*n1-Rainbow Classic (Special Events Center, Honolulu, Hawaii); n2-Big Island Invitational (Atook-Chinen Civic Auditorium, Hilo, Hawaii); n3-Great Alaska Shootout (Sullivan Arena, Anchorage, Alaska)*

# TECH NOTEBOOK

## Just Georgia Tech, please...

*The Georgia Institute of Technology is the official title, but Georgia Tech will work fine, or just Tech (unless you're in Virginia or Texas). We would appreciate it if you would use our name in those ways. Georgia Tech University is incorrect. Thank you.*

## Georgia Tech Quick Facts

<b>Official Name:</b> Georgia Institute of Technology
<b>Location:</b> Atlanta, Ga.
<b>Enrollment:</b> 32,700
<b>Founded:</b> 1885
<b>Colors:</b> Old Gold and White
<b>Nickname:</b> Yellow Jackets, Ramblin' Wreck
<b>Mascot:</b> Buzz (Yellow Jacket)
<b>Fight Songs:</b> Ramblin' Wreck, White and Gold
<b>Conference:</b> Atlantic Coast (ACC)
<b>Home Arena:</b> McCamish Pavilion (capacity 8,600)
<b>President:</b> Dr. Angel Cabrera
<b>Director of Athletics:</b> Todd Stansbury
<b>Faculty Rep. for Athletics:</b> Dr. Charles L. Isbell, Jr.
<b>Head Coach:</b> Josh Pastner (Arizona, 1997)
<b>Record at Tech:</b> 30-56 ! (4th season)
<b>Overall:</b> 197-130 ! (11th season)
<b>ACC Regular Season:</b> 13-35 !
<b>ACC Tournament:</b> 0-3
<b>NCAA Tournament:</b> 2-4
<b>Associate Head Coach:</b> Eric Reveno (Stanford, 1989), 4th season
<b>Assistant Coach:</b> Julian Swartz (Carroll College, 2005), 4th season
<b>Assistant Coach:</b> Anthony Wilkins (Kent State, 2013), 2nd season
<b>Assoc. Dir. of Player Personnel:</b> B.J. Elder (Georgia Tech, 2014)
<b>Director of Operations:</b> Tyler Benson (St. Bonaventure, 2009)
<b>Director of Scouting:</b> Hayden Sheridan (Arizona, 2016)
<b>Player Development Coach:</b> Dr. Dan Taylor (Franklin Pierce, 2002)
<b>Athletic Trainer:</b> Richard Stewart (Salisbury, 2005)

## Basketball History

<b>105th season:</b> 1st game, Feb. 17, 1906 vs. Auburn
<b>All-time Record:</b> 1,358-1,246 !
<b>Winning/Losing/500 Seasons:</b> 53 / 47 / 4
<b>NCAA Appearances (16):</b> 23-16 record
1960, 1985, 1986, 1987, 1988, 1989, 1990, 1991, 1992, 1993, 1996, 2001, 2004, 2005, 2007, 2010
<b>Final Fours (2):</b> 1990, 2004
<b>NIT Appearances (8):</b> 10-8 record
1970, 1971, 1984, 1994, 1998, 1999, 2003, 2016
<b>ACC Championships (3):</b> 1985, 1990, 1993
<b>ACC Regular-Season Titles (2):</b> 1985 (tie), 1996
<b>ACC Regular-Season Record (41st season):</b> 247-379 ! (137-143 home, 80-236 road)
<b>ACC Tournament Record:</b> 26-37
<b>SEC Championships (1):</b> 1938
<b>SEC Regular-Season Titles (1):</b> 1937
<b>SEC Regular-Season Record (1932-64):</b> 201-207
<b>Metro Conference Regular-Season Record (1975-78):</b> 9-10
<b>Metro Conference Tournament Record:</b> 4-3
<b>Record at McCamish Pavilion:</b> 68-47 ! (7th season)
<b>Record at Alexander Memorial Coliseum:</b> 556-194 (55 seasons, 1956-2011)
<b>Record at Phillips Arena:</b> 7-11
<b>Record at Arena at Gwinnett Center:</b> 4-1
<b>Record at Georgia Dome:</b> 9-5
<b>All-Time Head Coaches:</b> 14
<b>ACC Head Coaches:</b> 5
<b>All-America Selections:</b> 14 (12 players)
<b>Consensus All-Americans:</b> 2
<b>First-Team All-Americans:</b> 5
<b>National Players of the Year:</b> 1
<b>All-ACC Selections:</b> 52 times (31 players)
<b>ACC Players of the Year:</b> 2
<b>ACC Rookies of the Year:</b> 11
<b>ACC Coaches of the Year:</b> 5 (3 coaches)
<b>ACC Tournament MVPs:</b> 3
<b>ACC All-Freshman Team:</b> 15
<i>! Georgia Tech had 22 wins and one loss during the 2016-17 and 2017-18 seasons vacated by the NCAA's Committee on Infractions.</i>

Hawai'i (Big West), Houston (AAC), Portland (WCC), UTEP (Conference USA), and Washington (Pac-12). The 11th annual event will be played at the Stan Sheriff Center on the campus of the University of Hawai'i.

The Jackets open against Boise State, and will face Houston or Portland in the second round.

Three teams in the 2019 field were a part of the postseason last season — Boise State (NIT), Houston (NCAA) and Washington (NIT). Meanwhile, five teams will make their first-ever appearance in the Hawaiian Airlines Diamond Head Classic.

Tech has a 10-5 record all time in four previous tournament events in Hawai'i, including a 6-3 mark in three appearances in the old Rainbow Classic (1984 champions, 1988, 1994) which also were held at the University of Hawai'i. The Yellow Jackets also played in the 1998 Big Island Classic in Hilo, and the 2006 Maui Invitational, finishing as the runner-up in both.

## Series vs. Boise State

- Sunday's game marks the first meeting between Georgia Tech and Boise State in men's basketball.
- Tech is 8-6 all-time against members of the Mountain West Conference. Most recently, the Yellow Jackets lost a 72-56 decision to San Diego State in a quarterfinal game of the National Invitation Tournament on March 23, 2016.
- Tech head coach Josh Pastner has never faced Boise State or a member of the Mountain West Conference as a head coach.

## Tech vs. Diamond Head Participants

Georgia Tech has previously faced five of the other seven teams in the Diamond Head Classic - Ball State, Hawai'i, Houston, UTEP and Washington (*see results on page 2*). The Yellow Jackets will be facing Boise State for the first time when the two teams open the event Sunday.

**Ball State** - The two teams met for the first time Wednesday night at Tech's McCamish Pavilion in Atlanta, and the Cardinals captured a 65-47 victory.

**Hawai'i** - Tech is 2-2 all-time against the Rainbow Warriors, including a pair of games played on consecutive days (Feb. 19-20) on Hawai'i's home floor in the 1970-71 season, when the Yellow Jackets were an independent in basketball. The Rainbows won both games. Hawai'i has made two visits to Atlanta to play the Yellow Jackets, who won both games on Jan. 25, 1969 and Jan. 6, 1973. The teams never met in the Rainbow Classic.

**Houston** - Tech has won all three prior meetings against the Cougars, most recently in the first round of the 2016 Postseason NIT at McCamish Pavilion (81-62 win on March 16, 2016). The first meeting took place in the opening round of the 1988 Rainbow Classic, an 87-78 Jacket victory.

**UTEP** - Tech is 1-2 all-time against the Miners. The Yellow Jackets won the most recent meeting by a 71-61 score in the 2010 Legends Classic in Atlantic City, N.J. The first two meetings, both won by UTEP, occurred in the Sun Bowl Classic in 1968 and 1981.

**Washington** - Tech and Washington have met three times previously (Jackets lead 2-1), all of them off the mainland United States. The Yellow Jackets scored a 65-58 win over the Huskies in the semifinals of the 1984 Rainbow Classic, and Washington defeated the Jackets, 76-60, in the championship game of the 1998 Big Island Invitational. The teams met again the next season, with Tech capturing an 82-65 win in the semifinals of the Great Alaska Shootout.

## Tech Falls at Home to Ball State

Georgia Tech was unable to overcome cold shooting in the first half and 24 turnovers in a 65-47 non-conference setback to Ball State on Wednesday night at McCamish Pavilion.

The Yellow Jackets (4-5) shot just 22.7 percent in the first half (14.3 from three) en route to finishing at 41.4

## Jackets in Hawai'i Events

### 1984 RAINBOW CLASSIC

Blaisdell Center, Honolulu, Hawaii

Georgia Tech 72, Arkansas 52

Georgia Tech 65, Washington 58

Georgia Tech 70, Maryland 69

**All-Tournament:** Mark Price (MVP), Bruce Dalrymple

### 1988 RAINBOW CLASSIC

Blaisdell Center, Honolulu, Hawaii

Georgia Tech 87, Houston 78

Illinois 80, Georgia Tech 75

Georgia Tech 72, Purdue 69

**All-Tournament:** Dennis Scott, Tom Hammonds

### 1994 RAINBOW CLASSIC

Special Events Center, Honolulu, Hawaii

Cincinnati 69, Georgia Tech 66

Georgia Tech 89, Oklahoma 85

Duke 75, Georgia Tech 68

### 1998 BIG ISLAND INVITATIONAL

Afook-Chinen Civic Auditorium, Hilo, Hawaii

Georgia Tech 65, New Orleans 63 (ot)

Georgia Tech 58, West Virginia 53

Washington 76, Georgia Tech 60

**All-Tournament:** Alvin Jones, Jason Floyd

### 2006 EA SPORTS MAUI INVITATIONAL

Lahaina Civic Center, Lahaina, Maui

Georgia Tech 79, Purdue 61

Georgia Tech 92, Memphis 85

UCLA 88, Georgia Tech 73

**All-Tournament:** Lewis Clinch



## TECH NOTEBOOK

## Tech's Record

	2019-20	CJP
At home	3-3	43-20
On the road	1-2	8-30
At neutral sites	0-0	1-5
Vs. top-10 opponents	0-1	2-11
Vs. top-25 opponents	0-1	5-19
Vs. teams over .500	3-5	30-49
Vs. teams under .500	0-0	18-6
Vs. teams at .500	1-0	3-2
While in the top 25	0-0	0-0

In November	2-2	14-6
In December	2-3	12-14
In January	0-0	13-13
In February	0-0	5-19
In March/April	0-0	8-5

Wearing white uniforms	3-2	41-21
Wearing gold uniforms	1-2	9-22
Wearing navy uniforms	0-1	3-13
Wearing black uniforms	0-0	0-0

Game is decided by 5 pts./fewer or OT	2-2	13-13
Game is decided by 10/fewer or OT	2-2	24-26

Leading at the half	2-0	39-12
Trailing at the half	2-5	12-45
Tied at the half	0-0	1-0
Leading with 5:00 to play	3-0	46-3
Trailing with 5:00 to play	1-4	4-53
Tied with 5:00 to play	0-0	1-0
In overtime games	1-0	3-1
After a bye in the ACC schedule	0-0	1-2

Tech scores 100 or more points	0-0	0-0
Tech scores 70 or more points	2-1	34-9
Tech scores fewer than 70 points	2-4	18-49
Opponent scores 100 or more points	0-0	0-1
Opponent scores 70 or more	1-2	9-31
Opponent scores fewer than 70	3-3	45-24
Opponent scores fewer than 50	1-0	4-0

Tech shoots 50 pct. or better	1-0	17-5
Opponent shoots 50 pct. or better	0-1	1-12
Opponent shoots under 40 pct.	4-1	39-14
Tech has a higher FG% than opponent	4-2	50-13
Tech has a lower FG% than opponent	0-3	1-43
FG percentage is even	0-0	0-2

Tech has more 3-point FGs	1-2	12-12
Tech has fewer 3-point FGs	3-3	37-37
3-point FGs are even	0-0	4-7

Tech attempts more FT than opponent	2-2	41-18
Tech attempts fewer FT than opponent	2-3	9-35
Free throw attempts are even	0-0	2-4

Tech outrebounds opponent	1-1	26-13
Opponent outrebounds Tech	3-4	21-44
Rebounds are even	0-0	5-0

Tech has fewer turnovers than opponent	1-0	23-15
Tech has more turnovers than opponent	3-5	26-34
Turnovers are even	0-0	3-6
Tech has more assists than turnovers	2-0	33-15

Committing more fouls	2-3	7-32
Committing fewer fouls	2-2	40-18
Fouls are even	0-0	5-7

4/more Jackets score in double figures	1-0	24-13
A Jacket scores 20 or more	4-2	29-26
A Jacket scores 30 or more	0-1	3-1

Scoring more bench points	1-2	24-23
Scoring fewer bench points	3-2	27-31
Bench scoring is even	0-1	1-3

percent overall. Conversely, the Cardinals (6-4) started red-hot, shooting 50 percent from the field and 46.2 percent from downtown and finished with a 46.4 field goal percentage.

Tech also committed 16 turnovers in the first half and 24 overall as Ball State turned those miscues into 22 points on the other end to forge its lead.

Individually, the Jackets were led by senior forward James Banks III, who amassed 13 points and eight boards on the night, while sophomore guard Michael Devoe finished with 11 points. The Cardinals' redshirt freshman Jarron Coleman led the way offensively, scoring 17 points on 7-of-10 shooting, while senior Kyle Mallers recorded 11 points and seven rebounds.

## What's Trending

- Georgia Tech ranks No. 43 in defensive efficiency according to KenPom.com (91.6 points per 100 possessions). No. 30 nationally in effective defensive field goal percentage (44.0) and 20th in two-point field goal defense (41.9).

- Since the beginning of last season, Tech has held 23 opponents, including nine ACC opponents, under 40 percent from the floor. Five Tech opponents this season have shot under 40 percent, and the Jackets are No. 43 among NCAA teams, and No. 4 in the ACC, in field goal percentage defense (.386).

- The Jackets have limited 18 opponents, nine in the ACC, to 30 percent or less from three-point range in the same time frame. Tech ranks No. 156 in NCAA rankings at 32.1 percent allowed this season.

- Tech ranks No. 7 nationally in blocked shots with 59 in eight games (6.8 per game). James Banks III is No. 4 in the nation individually with 33 in nine games (3.67 per game).

- Georgia Tech's adjusted tempo is 72.0 possessions per game according to KenPom (79th in the nation), well ahead of the 66.1 possessions per game last season and 66.8 in 2016-17. Game-by-game, Tech has played less than 70 possessions just three times and has exceeded 100 points/100 possessions three times.

- Tech has reached 70 possessions per game over the course of a full season only four times since 1997, the first year KenPom kept 1997-98 (72.3), 2000-01 (72.1), 2001-02 (70.5) and 2008-09 (70.5).

- Two fouls in the first half? No problem. Georgia Tech ranks No. 1 in the nation, according to KenPom.com, in 2-foul participation, a measure of percentage of available minutes played by players with two fouls (72.5 pct. for Tech). The Jackets led the nation in this category in 2018-19, was fourth in 2017-18 and 35th in 2016-17.

- Tech's 47 points, 17 field goals and 33.3 percentage from the floor against Ball State were all season lows. The Jackets last scored less than 50 points last Feb. 16 (69-47 loss at Florida State) and last scored fewer than 47 points on Feb. 6 of last season (65-42 loss at home to Clemson).

- Tech has trailed at halftime in seven of nine games this season. The Jackets are 12-45 under Josh Pastner when trailing at the half.

- Tech, third in the nation in blocked shots coming into the game, blocked five against Ball State and has 11 in its last three games, dropping its average to 6.6 per game this season.

- Tech has connected on just 26-of-100 three-point field goals in its last five games (4-for-16 vs. Ball State) after hitting 21-of-63 (33.3 percent) in the first three games of the season. The Jackets are hitting 28.7 percent for the season.

## Personnel Trends

- Jordan Usher made his Georgia Tech debut against Ball State, his first collegiate game in 361 days. His last game was Dec. 21, 2018 against Southern Utah, in which he scored nine points (4-5 FG) with four assists and three rebounds. Against Ball State, he started and played 18:54, scoring four points (1-7 FG) with four rebounds.

- Moses Wright tied season lows with two points and four rebounds against Ball State. He had averaged 15.0 points

## Georgia Tech By the Numbers

1	SEC Championships
1	NCAA Post-Graduate Scholar
1	Naismith Award winner
2	Final Four appearances
2	ACC regular-season titles
2	ACC Players of the Year
2	National Freshmen of the Year
3	ACC Championships
3	Years a Member of the Metro Conference
5	First-team All-America players
6	Jersey numbers retired
6	Academic All-Americans
7	NCAA Sweet 16 appearances
8	Wins over teams ranked No. 1
8	NBA lottery picks
12	ACC Rookie of the Year honorees
14	Head coaches in program history
16	NCAA Tournament berths
19	NBA first-round draft picks
24	Total postseason berths (NCAA and NIT)
32	Years a Member of the SEC
40	Years a Member of the ACC
47	Players taken in the NBA Draft
48	Players selected All-ACC
228	Weeks ranked in either AP or Coaches Poll

and 10.0 rebounds over his previous four games, and hit 56 percent of his shots from the floor (28-of-50) in that stretch.

- Bubba Parham has averaged 8.4 points with four double-figure games over his last seven games. He has hit 10-for-30 from distance over that stretch.

- Michael Devoe, the ACC's third-leading scorer, posted his first double-digit game (11 points) against Ball State since scoring 26 against Nebraska on Dec. 4. The nation's leader in three-point shooting and scoring earlier in the season, the sophomore went 1-of-3 from three-point range against the Cardinals and is 2-of-13 in Tech's last three games (8-of-37 overall).

- James Banks III scored 13 points against Ball State, his first double-figure game since Bethune-Cookman on Dec. 1 (12 points, 12 rebounds), and fell short by one rebound of his first double-double since that game.

- Banks blocked two shots against Ball State, and has 33 in nine games this season for an average of 3.67, still No. 1 in the ACC and 1.1 per game more than last season.

- Shembari Phillips scored a season-high six points against Ball State on a pair of three-point field goals. It was his most points since scoring six against UTRGV on Nov. 21 of last season.

## Pastner's Key Metrics

- Assists to made field goals: Tech has assisted on 123 of 223 field goals (55.2 percent) this season. The Jackets had 9 on 17 made field goals against Ball State, falling below their nightly goal of 60 percent, which Tech has made four times this season.

- Free throws made to opponents' attempts: Tech went 9-of-15 from the free throw line against Ball State, while the Cardinals were 5-of-11, falling short of accomplishing its nightly mission of making more free throws than the opponent attempts. The Jackets are 41-18 under Josh Pastner when attempting more free throws than the opponent. Tech has connected on just 57.8 percent of its free throws this season and has averaged just 10.7 points per game from the charity stripe.

- Turnovers: Tech committed 24 against Ball State,

# TECH NOTEBOOK

## Tech Highs and Lows Under Josh Pastner

Longest winning streak: 4 games (2016-17, 2017-18)
Longest ACC winning streak: 3 games (2017-18)
Longest losing streak: 7 games (2017-18, 2018-19)
Longest ACC losing streak: 7 games (2017-18, 2018-19)
Most points scored in a game: 96 vs. Tusculum, 2/7/17
Most points scored - ACC opponent: 92 vs. Wake Forest, 1/5/19
Fewest points scored in a game: 42 vs. Clemson, 2/6/19
Fewest points scored - ACC opponent: 42 vs. Clemson, 2/6/19
Most points allowed in a game: 110 at Duke, 1/4/17
Most points allowed - ACC opponent: 110 at Duke, 1/4/17
Fewest points allowed in a game: 40 vs. Florida A&M, 12/9/18
Fewest points allowed - ACC opponent: 51 vs. Syracuse, 1/31/18
Largest margin of victory: 38 vs. Tusculum (96-58), 2/7/17
Largest margin of victory - ACC opponent: 22 vs. Florida State (78-56), 1/25/17
Largest margin of victory - road game: 15 (69-54) at Pittsburgh, 1/13/18
Largest margin of victory - ACC road game: 15 (69-54) at Pittsburgh, 1/13/18
Largest losing margin: 53 (110-57) at Duke, 1/4/17
Largest losing margin at home: 34 (97-63) vs. Syracuse, 12/18/19
Largest losing margin - ACC opponent: 53 at Duke, 1/4/17
Most points allowed in a win: 81 at NC State (82-81), 11/5/19
Most points scored in a loss: 81 vs. Wright State, 12/22/17
Fewest points scored in a win: 52 vs. Northwestern (52-51), 11/28/17
Fewest points allowed in a loss: 52 vs. Virginia Tech (52-49), 1/9/19
Largest deficit overcome to win a game: 15 vs. Boston College (7:03-1st), 2/11/17; at NC State (4:01-1st), 11/5/19
Largest 2nd-half deficit overcome to win a game: 9 vs. NC State (17:15), 3/1/18; vs. Prairie View A&M (16:49), 11/23/18
Largest deficit overcome to win a road game: 15 (4:01-1st) at NC State, 11/5/19
Largest lead given up in a loss: 16 (15:06-2nd half) vs. St. John's, 12/1/18
Largest 2nd-half lead given up in a loss: 16 (15:06-2nd half) vs. St. John's, 12/1/18
Highest FG pct.: 59.5 (25-42) at Syracuse, 1/12/19
Highest FG pct. - ACC opponent: 59.5 (25-42) at Syracuse, 1/12/19
Lowest FG pct.: 27.1 (16-59) vs. Florida State, 2/16/19
Lowest FG pct. - ACC opponent: 27.1 (16-59) vs. Florida State, 2/16/19
Highest 3-pt pct.: 62.5 (10-16) at NC State, 1/15/17
Highest 3-pt pct. - ACC opponent: 62.5 (10-16) at NC State, 1/15/17
Most 3-pt FG: 12 vs. Lamar, 11/9/2018
Most 3-pt FG - ACC opponent: 11, at Virginia Tech, 2/13/19
Lowest 3-pt pct.: 10.0 (1-10) vs. Miami, 1/3/18, (1-10) vs. Louisville, 1/19/19
Lowest 3-pt pct. - ACC opponent: 10.0 (1-10) vs. Miami, 1/3/18, (1-10) vs. Louisville, 1/19/19
Highest FG pct. allowed: 59.3 (32-54) at Florida State, 1/24/18
Highest FG pct. allowed - ACC opponent: 59.3 (32-54) at Florida State, 1/24/18
Lowest FG pct. allowed: 21.6 (16-74) vs. Elon, 11/11/19
Lowest FG pct. allowed - ACC opponent: 28.2 (20-71) vs. Florida State, 1/25/17
Highest 3-pt pct. allowed: 60.0 (12-20) at Louisville, 2/8/18
Highest 3-pt pct. allowed - ACC opponent: 60.0 (12-20) at Louisville, 2/8/18
Lowest 3-pt pct. allowed: 9.5 (2-21) vs. Duke, 1/26/19
Lowest 3-pt pct. allowed - ACC opponent: 9.5 (2-21) vs. Duke, 1/26/19
Highest FT pct.: 95.2 (20-21) vs. Coppin State, 12/27/17
Lowest FT pct.: 28.6 (2-7) vs. Notre Dame, 3/12/19
Most free throws made: 28 vs. North Carolina, 12/31/16; vs. Wake Forest, 1/5/19
Most free throws attempted: 36 vs. Sam Houston State, 11/22/16
Fewest free throws made: 2 at Miami, 2/15/17; at Duke, 1/26/19; vs. Notre Dame, 3/12/19
Most assists: 29 vs. Kennesaw State, 12/28/18
Fewest assists: 5 at Georgia, 12/19/17; at Tennessee, 11/13/18; at Florida State, 2/2/19
Most turnovers: 24 vs. Arkansas, 11/25/19; Ball State, 12/18/19
Fewest turnovers: 6 vs. North Texas, 11/24/17; Coppin State, 12/27/17; at Virginia, 2/21/18; vs. Notre Dame, 3/12/19
Most blocked shots: 16 vs. Southern, 11/14/16 (tech record)
Most steals: 15 vs. North Carolina, 12/31/16, at Syracuse, 1/13/19

matching a season high, to Ball State's 20, and the Yellow Jackets have turned the ball over more than their opponent in eight of nine games. The Jackets have averaged 18.1 turnovers in eight games, forcing 15.2. Target each night is to commit 11 or fewer, which Tech met only three times last season (all in the last four games) and none this season. More telling for Tech under Josh Pastner is that when Tech has committed fewer turnovers than its opponent, it is 23-15. When it has committed more, it is 26-34.

• **Guard rebounding:** Tech's players outside of Banks, Cole and Wright collected 11 of the Jackets' 22 defensive rebounds against Ball State. For the season, they have 107 of the Jackets' 257 defensive rebounds.

## Pre-Season Storylines

• **Rise above** - The Yellow Jackets finished last season 10th in the ACC after being projected to finish no higher than 13th in the preseason. It was Tech's highest finish since tying for ninth in 2013. Tech also outperformed projections in 2016-17, finishing 11th after being picked to finish 14th in Josh Pastner's first season. The Jackets have been projected to finish 12th this season in the official preseason poll of ACC media.

• **Core group returns** - Georgia Tech returns all five players who started its final two games of the season, and eight players who started a total of 123 games.

• **Firepower returning** - Tech returns its top three scorers from the 2018-19 season - Jose Alvarado, James Banks III and Michael Devoe - who accounted for 48.4 percent of its points, 41.6 percent of its rebounds and 47.2 percent of its minutes. Altogether, Tech returns eight of its top 11 players, who combined for 73.2 percent of its points, 66.4 percent of its points and 73.7 percent of its minutes. Those eight players combined to start 123 games.

• **Get old and stay old** - Tech's core eight returning players include two seniors, three juniors and three sophomores.

• **Reinforcements** - Tech has added two high-level transfers in 6-7 forward Jordan Usher from Southern California and 5-11 guard Bubba Parham from VMI, both of whom hail from the Atlanta area and were successful with their former schools. Usher, a former 4-star high school prospect, averaged more than eight points a game last year at USC, while Parham, an All-Southern Conference selection, led the SoCon in scoring at 21.4 points per game. Parham was granted immediate eligibility by the NCAA. Usher, who enrolled at Tech last January, becomes eligible for the Jackets' Dec. 18 game against Ball State. The Jackets also signed an all-state high school guard from South Carolina in 6-5 Asanti Price.

• **First time** - Georgia Tech's roster is composed entirely of student-athletes recruited by head coach Josh Pastner and his staff for the first time in Pastner's tenure.

• **Peachy** - All four of the transfers on Georgia Tech's roster are from the Atlanta metropolitan area and went to high school here - James Banks III (Decatur/Mount Vernon

Presbyterian School), Bubba Parham (Snellville/Brookwood HS), Shembari Phillips (Atlanta/Wheeler HS) and Jordan Usher (Canton/Wheeler HS).

• **105th season** - Georgia Tech is playing its 105th season of basketball in 2019-20 and has an all-time record of 1,358-1,248.

• **55** - Total years of full-time experience on Division I staffs for Tech's coaching staff.

## Tech 4-0 in Summer Tour of Spain

Georgia Tech went 4-0 in its seven-day August tour of Spain, winning two games each in Barcelona and Madrid against a collection of players from Spanish professional leagues.

The tour took place from August 8-16, coinciding with the break between summer and fall academic terms. The Yellow Jackets spent the first three days (Aug. 9-11) in Barcelona, took a high-speed train to Madrid, where they stayed from Aug. 12-16.

The Yellow Jackets won their four games by an average of 19.8 points, the closest game being an 87-83 win in the final contest, and averaged 93 points per game while working to play an up-tempo style.

Tech shot 55.8 percent from the floor overall, 34.5 percent from three-point range while hitting an average of 10.5 three-pointers per game.

The Jackets' top three-point shooters in the tour were Jose Alvarado (8-of-16), Shembari Phillips (6-of-12) and Michael Devoe (8-of-19).

Tech assisted on 84 of 138 field goals - 60.8 percent, 21 assists per game.

Along with the basketball competition, the Yellow Jackets visited the professional soccer facilities of FC Barcelona and Real Madrid, and the La Sagrada Familia basilica in Barcelona among other activities.

Tech has made summer international tours twice previously, most recently to The Bahamas in 2015. The Jackets traveled to France in August of 1991.

## Jackets Sign Three in Early Period

Georgia Tech filled all three of its available scholarships during the early signing period, signing four-star 7-1 center **Saba Gigiberia**, three-star 6-2 guard **Tristan Maxwell** and four-star 6-9 forward **Jordan Meka**.

Gigiberia, originally from Tbilisi in the Republic of Georgia, attended Prolific Preparatory School in Napa, Calif., after a year at Findlay Prep in Las Vegas, Nev. He has represented Georgia in the FIBA U16 and U18 European Championships.

Meka, originally from Yaounde, Cameroon, has attended Mt. Bethel Christian Academy in Marietta, Ga., since ninth grade, and has made all-state teams the last three years and is the school's all-time leading scorer, rebounder and shot-blocker.

Maxwell, the son of 13-year NBA veteran Vernon Maxwell, led class 4A in three-point shooting last season at

## Tech All-Time vs. the ACC

Opponent	Overall	in ACC	Tourney	In McCamish Pavilion	In Opponent Current Venue	Current Streak
Boston College	14-12	10-11	1-3	2-1	3-6	Won 1
Clemson	62-73	34-50	4-1	2-4	8-39	Lost 5
Duke	23-73	19-61	3-7	0-2	5-36	Lost 12
Florida State	28-42	18-28	0-2	0-3	8-15	Lost 3
Louisville	13-21	0-6	--	0-3	0-2	Lost 8
Miami	9-14	7-13	0-1	1-3	3-6	Lost 1
North Carolina	24-69	22-55	5-4	0-4	4-25	Lost 2
NC State	41-57	33-43	3-3	1-3	5-11	Won 3
Notre Dame	10-10	4-8	--	4-1	1-7	Lost 2
Pittsburgh	8-4	3-4	0-1	2-1	1-2	Won 2
Syracuse	5-6	5-4	--	1-2	2-3	Lost 1
Virginia	40-42	38-41	5-5	2-2	1-8	Lost 5
Virginia Tech	6-20	5-16	1-3	1-4	1-10	Lost 6
Wake Forest	43-40	42-38	0-4	5-0	8-20	Won 2

## TECH NOTEBOOK

## The Last Time a Jacket...

## Scored 30 or more points:

Michael Devoe, 34 vs. Georgia, 11/20/19

## Led Tech in scoring off the bench:

Evan Cole, 16 vs. USC Upstate, 1/2/19

## Grabbed 15 or more rebounds:

Josh Okogie, 16 at Florida State, 1/24/18

## Had 10 or more assists:

Josh Heath, 10 vs. NC State, 1/15/17

## Had a double-double:

Moses Wright (13 pts/10 reb) at Kentucky, 12/14/19

## Played 40 minutes in regulation:

Michael Devoe vs. Notre Dame, 3/12/19

## Played every minute of an overtime game:

Michael Devoe (45 minutes/1 OT) vs. Boston College, 3/3/19

## Played every minute of a multiple-OT game:

Matt Harpring (50 minutes/2 OT) vs. North Carolina, 2-8-98

## The Last Time the Jackets...

## Scored 100 or more points:

vs. Green Bay (107-77) on 11/19/15

## Scored 100 or more points in regulation:

vs. Green Bay (107-77) on 11/19/15

## Scored 100 or more points in consecutive games:

vs. Jackson State (100-70) on 11/13/06, Georgia State (103-74) on 11/16/06

## Scored 100 or more points twice in one season:

vs. Cornell (116-81), 11/13/15, Green Bay (107-77) on 11/19/15

## Allowed 100 or more points:

vs. Duke (110-57 loss) on 1/4/17

## Allowed 100 or more points in regulation:

vs. Duke (110-57 loss) on 1/4/17

## Shot 60 percent or better:

.603 (47-78) vs. Cornell, 11/13/15

## Failed to make a three-point basket:

0-for-12 vs. Virginia, 1/22/15

## Did not allow a three-point basket:

0-for-11 vs. Pittsburgh, 3/5/16

## Failed to make a free throw:

0-for-6 vs. Duke, 1/7/14

## Grabbed 50 or more rebounds:

50 vs. Arkansas, 11/26/15

## Two players had a double-double:

Moses Wright (12 pts/12 reb) and James Banks (12 pts/10 reb) vs. Bethune-Cookman, 12/1/19

## Two players had 10 or more rebounds:

Wright (12) and James Banks (10) vs. Bethune-Cookman, 12/1/19

## Had 25 or more assists:

29 vs. Kennesaw State, 12/28/18

## Blocked 10 or more shots:

11 vs. Georgia, 11/20/19

## Had 15 or more steals:

15 at Syracuse, 1/12/19

## Had fewer than 10 turnovers:

6 vs. Notre Dame, 3/12/19

## Had five or more players in double-figures in points:

5 players (all 5 starters) at NC State, 11/5/19

## Had no player score 10+ points:

Virginia (lost 57-28), 1/22/15

## Allowed no player to score 10+ points:

Florida A&amp;M (won 73-40), 12/9/18

## Had no player play 30 minutes:

Elon (won 64-41), 11/11/19

## Won by 30 or more points:

Kennesaw State (87-57), 1/28/18

## Won by 40 or more points:

Kentucky State (98-50), 1/30/10

## Won by 50 or more points:

Winston-Salem State (97-46), 1/3/07

## Lost by 30 or more points:

Syracuse (97-63), 12/7/19

## Played an overtime game:

vs. Arkansas (lost 62-61), 11/25/19

## Defeated a Top 10 team:

#6/8 Florida State (78-56), 1/25/17

## Defeated a Top 25 team:

#25 Notre Dame (60-53), 1/10/18

## Defeated a Top 10 team on the road:

#7/7 Syracuse (67-62), 3/4/14

## Defeated a Top 25 team on the road:

#23/23 Miami (70-50), 1/28/15

## Had a game postponed:

Boston College (in Atlanta), 2/12/14 (weather)

## Had a game cancelled:

Fordham (in Atlanta), 11/27/10 (weather)

North Mecklenburg High School in Huntersville, N.C. He is the school's all-time leading three-point shooter and is nearing the school's all-time scoring record.

## Build the Wall

Due to its ability to play both zone and man-to-man and keep opponents off-balance, Georgia Tech has been able to rely on its mixture of defenses to win games over Josh Pastner's first three seasons at Georgia Tech.

Tech currently ranks No. 43 in the nation (NCAA rankings) in field goal percentage defense (.386). The Jackets also rank No. 7 in blocked shots (6.6 per game) and No. 45 in defensive rebounds per game (28.6).

According to KenPom.com, Georgia Tech ranks No. 30 nationally in effective defensive field goal percentage (44.0), No. 20 in two-point field goal defense (41.9) and No. 139 in three-point defense (32.1).

Overall, Tech ranks No. 43 in defensive efficiency (91.6 pts/100 possessions), even with last season's finish of No. 43 (96.6). Tech ranked as high as 11th during last season before adjusting its lineup in an effort to boost its offensive output. And was No. 5 in the ACC and No. 53 in the NCAA in scoring defense at 66.6 points per game.

Tech was most effective at shutting down the three last season, ranking 13th nationally, and rim protection with center James Banks III leading the ACC and ranking No. 11 nationally in blocked shots.

Tech's 2016-17 team ranked No. 6 in adjusted offensive efficiency (91.0) according to KenPom.com. That group ranked fourth in the ACC in scoring defense (66.8 ppg) and No. 1 in FG percentage defense (39.8 pct.).

• **Said Nebraska coach Fred Hoiberg:** *"They do a good job with that. It is a zone you don't see very often. It's a lot like when I was in the Big 12... like Baylor and their zone with their wings outside. It starts in a 1-3-1 and kind of morphs back into a 2-3. Then when you do get it inside you have to shoot it over the big fella, which is tough to do. I thought the movement for the most part in the second half was really good, especially seeing the zone for the first time. You try to simulate in practice, but it's impossible to do. If you keep the ball moving and create good looks... hopefully we'll make them the next time we get that opportunity."*

## Assisted Living

Georgia Tech coach Josh Pastner preached and prodded his Yellow Jackets on ball and player movement and hard cutting from the first time he got his team on the practice court. His primary measuring stick on how well the Jackets perform offensively is their ratio of assists to made field goals, and the Jackets' struggle to score last season was not for lack of ball movement.

**Tech currently ranks No. 102 nationally in assists to made field goals (54.7 pct.) after assisting on nine of 17 field goals against Ball State.** Pastner's nightly goal is 60 percent. The national average is 51.5 percent.

**Tech finished last season No. 49 in 2018-19 at 57.6 percent (56.4 pct. in ACC games), well above the national average (52.1 pct.) in that category.** In Pastner's first season, the Yellow Jackets ranked 13th nationally at 62.6 percent, the team's highest rate since the 2000-01 season. Tech's number was 63.2 percent in ACC games.

**Tech's top assists-to-made field goals ratios:** 1987-88 – 68.3; 1988-89 – 65.9; 1986-87 – 65.8; 1992-93 – 65.0; 1985-86 – 64.8; 2000-01 – 62.9; 1999-00 – 62.9; 2016-17 – 62.6

## Jose Can You See

Point guard Jose Alvarado, recruited to Georgia Tech primarily for his winning attitude and determination, was given the green light by head coach Josh Pastner to handle the position as a freshman, sink or swim.

## Tech's ACC Block Leaders

1983-84	John Salley	2.3
1997-98	Alvin Jones	4.3
1998-99	Alvin Jones	3.5
1999-00	Alvin Jones	2.5
2002-03	Chris Bosh	2.2
2016-17	Ben Lammers	3.4
2018-19	James Banks III	2.5

The Brooklyn native, the first Tech player from the New York area in nearly 20 years, has missed seven full games and most of an eighth this season with a right ankle sprain suffered before the Jackets' played their second game of the season against Elon.

He developed into the Yellow Jackets' engine on the floor as a sophomore, leading the Jackets in scoring (12.5 ppg), assists (3.6 apg), steals (1.8 pg) and free throw percentage (76.9 pct.) in ACC games. He also took 3.9 rebounds on average in ACC games, tied for second most on the squad.

Alvarado's freshman season was full of promise until it came to an abrupt halt on Feb. 11, when he dislocated his left elbow on a hard fall to the floor trying to contest a breakaway shot from Duke's Javin Delaurier. Until then, he had averaged 12.6 points per game to rank second on the team, 3.9 rebounds and 3.3 assists. He also shot the ball well, making 45 percent of his shots from the floor, 37.4 percent from three-point distance, and 80.2 percent from the foul line on 80 attempts.

Alvarado has posted 37 double-figure scoring games in his career, 10 times scoring 20 or more. And the 6-foot playmaker has averaged more than 34 minutes per game, with 13 complete 40-minute games.

• **Said Pittsburgh coach Jeff Capel:** *"[Jose] Alvarado is a big-time competitor. We told our guys coming into this game, I know that kid and I know his spirit. With his team struggling, I knew that he would try to take it upon himself to be aggressive and have a great game. He was sensational."*

## Devoe Breaking Out

Freshman guard Michael Devoe, the highest-rated high school prospect Georgia Tech has recruited under Josh Pastner, steadily improved over the course of his freshman season and has made a quantum leap for the Yellow Jackets early this season.

The Orlando, Fla., sophomore has led the ACC in scoring for much of the early going, currently No. 6 at 18.4 points per game, and has topped the NCAA rankings in three-point shooting earlier in the season (currently at .452, 19-of-42). Devoe has scored 20 or more points in five games this season, including a career-best 34 in a loss to Georgia that earned him ACC Player of the Week honors.

As a freshman, the Orlando, Fla., native began the season slowly after missing significant practice time with a toe injury, but steadily played more minutes and improved his production.

He entered the Tech starting lineup at Arkansas on Dec. 19, a game Tech won, 69-65, and scored 11 points. He connected on 43.8 percent of his three-point tries in ACC games (would have ranked No. 3 in the ACC with enough 3PM) and averaged 35.4 minutes (10th-most). He hit 32-of-68 (47.1 pct.) three-point tries in his last 15 games.

## Banking Hours

The most significant development in the direction of last year's Georgia Tech team may have occurred Nov. 13, when the NCAA granted James Banks III immediate eligibility after his transfer from Texas.

Tech received that news while conducting its shootaround for its second game of the season, at Tennessee. Arrangements were made to get Banks to Knoxville (transfers do not travel with the team), where he contributed five points and seven rebounds



# TECH NOTEBOOK

## Media Guidelines

Georgia Tech's practices are closed to the public and the media, but coaches and student-athletes are made available prior to each game before one of the team's practices. Notices will be distributed weekly to confirm the schedule.

TV stations will be allowed to shoot B-roll of practice on occasion.

Media are asked to notify Mike Stamus *the day before* of their need to attend and to make specific student-athlete requests.

Interview requests with student-athletes that need to be conducted at other times must be arranged through the Georgia Tech communications office at least 24 hours in advance. These interviews will be conducted at a time and place convenient to the student-athletes' availability and class schedule.

Media are asked not to contact student-athletes directly either by phone, e-mail, text or social media. They are instructed not to respond. Every effort will be made to make them available.

## Interviewing Coach Pastner

Media wishing to speak with Coach Pastner at times other than scheduled media availabilities must notify Mike Stamus in the communications office in advance to make or confirm arrangements. He also is available each Monday on the ACC Teleconference (10:50 a.m.) beginning January 6.

## Post-Game Protocol

Each head coach will hold a post-game press conference in the designated interview room (Shah Media Room at McCamish Pavilion).

Student-athletes requested by the media will be brought to the interview room following the coaches press conferences, when the team is at home, outside the team's locker room when the team is on the road.

## Josh Pastner Radio Show

Head coach Josh Pastner's weekly radio show airs each Monday from 7-8 p.m. on "680 the Fan" and 93.7 FM, beginning in December.

## ACC Coaches Weekly Teleconference

The 15 ACC head basketball coaches will be featured on nine Monday teleconferences during the 2019-20 season, beginning on January 6, and continuing through March 2. Each coach will have 10 minutes to make an opening statement and answer questions. There will be an instant replay of each teleconference on the Conference's internet site TheACC.com each Monday afternoon.

**Coach Josh Pastner's regular time will be 10:50 a.m.** Coaches whose teams play on Monday in January and February are not required to participate in that day's call. Coaches who do not have a Monday game - Georgia Tech is one - will be on every Monday at the same time. The teleconference schedule for each Monday will differ for the other head coaches, depending on what teams play that Monday night.

Contact Andy Fledderjohann at the ACC media relations office (afledder@theacc.org) for the call-in number and for questions on the schedule.

in a 66-53 loss.

The personable 6-9 post player progressed rapidly after that modest start. He logged seven double-doubles, finished the season as Tech's No. 2 scorer and top rebounder, and finished 11th in the nation in blocked shots anchoring Tech's defense.

This season, he has added three-more double-doubles, ranks No. 7 in the nation in blocked shots at a rate of 3.67 per game, and ranks No. 10 in the ACC in rebound average (7.8).

## Getting it Wright

Part of Georgia Tech's improvement at the end of last season can be attributed to the development of sophomore forward Moses Wright, who played only one year of high school basketball and was not rated at all coming out of high school.

The 6-9 Raleigh, N.C., native has continued where he left off, starting every game this season and sitting No. 2 on Tech's scoring chart (11.1 ppg) and No. 1 in rebounding (8.0 rpg), while connecting on 54.7 percent of his shots from the floor. He ranks No. 3 in the ACC in field goal percentage, and No. 8 in rebound average.

Before a subpar effort against Ball State, Wright had averaged 15 points and 10 rebounds while hitting 28-of-50 shots from the floor in the four games prior to that.

Wright started the Yellow Jackets' last seven games of 2018-19 and blossomed in the last four, averaging 15.6 points and 6.2 rebounds while connecting on 36-of-58 field goals. He finished off the season with a career-high 25 points (12-of-18 FG) in the ACC Tournament against Notre Dame.

## Building Depth

The upward progress of Georgia Tech's program is evident in the development of its last two classes, each of whom has played significant minutes and made significant contributions on the ACC level. Though not highly-rated in terms of rankings, the players have a wide range of skills and are developing into consistent conference-level performers for the next couple of years.

- The 2017-18 class of Jose Alvarado, Evan Cole and Moses Wright combined to start 54 games last season, contributing 20.7 points, 8.7 rebounds and 57.5 minutes per game.
- The 2018-19 class of Michael Devoe, Khalid Moore and Kristian Sjolund combined to start 37 games last season, contributing 15.7 points, 5.4 rebounds and 54.4 minutes.
- James Banks III, who transferred from Texas, took just 23 games to eclipse his two-year totals at Texas, averaging 10.5 points and 7.7 rebounds and leading the ACC in blocked shots (2.52 per game).

## More Player Development Success

Notable player development successes over the past three seasons include Josh Okogie, Ben Lammers, Tadic Jackson, Abdoulaye Gueye, James Banks III and Moses Wright, who maximized their skill sets and their production under the current coaching staff.

Okogie went from being ranked 11th in the state as a HS senior to a first-round NBA draft pick. In the last two seasons, Gueye, a 6-9 forward, developed from a project player into an ACC-level contributor. Banks, a 6-9 center, exceeded his two-year totals at Texas in just 23 games and led the ACC in blocked shots. Graduate transfer Brandon Alston had similar statistical numbers at the ACC level as he compiled in two seasons at Lehigh. Wright blossomed at the end of the 2018-19 season and averaged more than 15 points and six rebounds, tripling his season scoring average and doubling his rebound norm.

## Jackets' Newcomer Class

• **David Didenko**, a 6-9, 232-pound forward originally from Yakutsk, Russia, attended Boca Raton Community High School before enrolling at Palm Beach State, a junior college

in Boca Raton, for the 2018-19 academic year. A full academic qualifier in high school, Didenko enrolled at Tech in the summer and has three years of eligibility with the Yellow Jackets. Didenko moved to the United States in 2010, at the age of 11. Prior to his enrollment at Boca Raton, Didenko attended Northeast High School as a junior, and Montverde Academy for his ninth- and 10th-grade years.

• **Bubba Parham**, a 5-10 transfer from VMI, received NCAA approval waiving his required year of residency on Sept. 11 and has two seasons of eligibility at Georgia Tech. A native of Snellville, Ga., Parham attended Brookwood High School, transferred to Tech in June after two standout seasons at VMI in Lexington, Va., where he earned second-team All-South Conference honors in 2018-19 and was named the conference's Freshman of the Year in 2017-18. Last season, Parham led the Southern Conference with 21.4 points per game, scoring 30 points or more nine times.

• **Asanti Price**, a 6-5, 177-pound guard from Columbia, S.C., and W.J. Keenan High School, signed with Tech in the spring. Rated a three-star prospect and ranked No. 74 among shooting guards nationally in the 247Sports composite rankings, Price led W.J. Keenan High school with 17.9 points per game and was considered one of the top shooters in the area during the 2018-19 season.

• **Jordan Usher**, a 6-7, 225-pound forward, transferred from Southern California and enrolled at Tech last January after playing a season and a half for the Trojans. A former 4-star prospect from Canton, Ga., Usher played in all 36 games with two starts for the Trojans as a freshman in 2017-18, averaging 4.8 points and 2.0 rebounds per game while connecting on 40.9 percent of his three-point field goal attempts. In 2018-19, Usher played in 12 games and made two starts, averaging 8.6 points and 3.7 rebounds.

## Wire-to-Wire

Though he has expanded his bench to reflect the growing level of talent within the program, head coach Josh Pastner remains committed to a tight playing rotation, reminiscent of the way Bobby Cremins coached the Yellow Jackets over his 19 seasons.

This season, with six power conference teams already played, Tech's reserves have played 20.4 percent of the minutes (No. 342 in the nation), down from the 23.6 percent they played during ACC games last season.

Michael Devoe (36.4) ranks No. 2 in the ACC in most average minutes played this season, and No. 41 nationally in percentage of minutes used (KenPom.com).

Jose Alvarado, who had played 96.7 percent of possible ACC minutes prior to his Feb. 11 injury as a freshman, averaged 36.2 minutes in ACC games last season and played 35 or more minutes 18 times. This season, he has missed six full games and most of a seventh with an ankle injury.

Last season, Alvarado and Devoe both ranked among the ACC's top 10 and combined for eight 40-minute games. Alvarado has posted 13 40-minute games in his career.

Tech players had 20 complete games combined in 2017-18, and had at least one player play the full 40 in 12 of 19 ACC games (regular season plus tournament).

*NOTE: Between the Cremins era and the arrival of Pastner, only one Georgia Tech player played every minute of a game, regulation or overtime, and that was Marcus Georges-Hunt on Feb. 20, 2016, in a win over Notre Dame at home. In the final 15 seasons of Cremins' tenure (1985-86 through 1999-2000), a total of 196 players logged a 40-minute game.*

## Winning Starts at Home

Georgia Tech and head coach Josh Pastner have made a priority of making McCamish Pavilion a real homecourt advantage for the program, and the Yellow Jackets made a good start on that by setting a program record for wins at home (17) in 2017-18, which included a 7-2 ACC record and two NIT

## TECH NOTEBOOK

## McCamish Pavilion 411

**Name:** McCamish Pavilion (mc-CAME-ish), named for Atlanta insurance executive Hank McCamish who gave the lead gift for the facility

**Capacity:** approximately 8,600 (6935 court level, 1665 balcony level)

**Cost:** \$50 million

**Contractor:** Whiting-Turner

**Architect:** Populous

**Cremins Court:** the court remains named for the former Tech head coach

**Alexander Courtyard:** located at the Fowler Street entrance, honors the former Tech director of athletics and the history of the former Tech home arena named for him

**Grand entrance:** 10th and Fowler Streets, foyer includes graphic representations of retired jerseys and Tech's two Final Four appearances

**Other entrances:** West entrance off Fowler Street (students and media), East entrance from main arena parking (for club patrons)

**Features:** center-hung scoreboard and video boards, mezzanine fascia ribbon boards, theatrical lighting, primarily chairback seating, club area

## Facts and Dates

- 2,500 cubic yards of concrete removed
- 3,000 cubic yards of concrete installed
- 500 tons of new steel installed
- Over 1 mile of new railing installed
- 20,000 gallons of paint used
- 2,000 feet of new mechanical piping
- 2,500 feet of new ductwork
- \$4M in new audio-visual and scoreboards
- 50 TV's throughout the concourse and Callaway Club
- Farthest distance material has traveled to get on site: 4,835 miles
- Shortest distance material has traveled to get on site: 1 mile
- Number of Tech alumni involved in the project: over 100
- Number of days construction took: 520
- Number of 1950's old style Coke bottles found while installing the underground foundations: 11
- Number of new staircases: 13
- Number of new sports lights for the competition floor: Over 300
- 270-degree court view from concourse

**Groundbreaking:** May 5, 2011

**Opening:** October, 2012

**First public event:** Oct. 21, 2012 - Jacket Jam (men's and women's scrimmages)

**First men's game:** Nov. 9, 2012 vs. Tulane

**Head coaches:** Brian Gregory of Georgia Tech, Ed Conroy of Tulane

**Officiating crew:** Karl Hess, Gary Maxwell, Raymond Styons

**TV announce crew:** Tom Werme, Cory Alexander (ACC Network)

**First Tech points:** Marcus Georges-Hunt (2 FT, 18:13, 1st half)

**First basket:** Tulane's Josh Davis (18:44, 1st half)

**Attendance:** 8,600 (sellout)

**First women's game:** Nov. 11, 2012 vs. Tennessee

*Tech played 55 seasons in Alexander Memorial Coliseum, compiling a record of 556-194 (.741). Miami was the last team to play Tech there, a game Tech won, and was the first ACC team to play in McCamish Pavilion, which Miami won. For the 2011-12 season, Tech played its home games at Philips Arena and the Arena at Gwinnett.*

victories.

Tech is 16-12 against ACC teams at home under Pastner, and that includes a 5-5 mark against ranked opponents.

Tech is 43-21 at McCamish Pavilion under Pastner, 86-47 since the building opened for the 2012-13 season.

## 20-Game ACC Schedule Rotation

Beginning this season, the Atlantic Coast Conference has implemented a 20-game schedule for all its teams and announced a rotation that will carry the league through the next three seasons (through the 2021-22 season).

Each team plays its two primary rivals every season both home and away (four games; Clemson and Notre Dame remain Georgia Tech's primary home-and-away opponents) and four repeat opponents both home and away (eight games). The remaining eight opponents will be single games, four at home and four on the road. The full cycle of repeat opponents will be complete following the third year.

Under the former 18-game schedule, each team played four opponents both home and away each season, four at home and four away.

In 2019-20, Georgia Tech is playing Louisville, NC State, Pittsburgh and Syracuse both home and away in addition to Clemson and Notre Dame, with Duke, Miami, Virginia and Virginia Tech visiting McCamish Pavilion.

In 2020-21, Tech's home-and-away opponents will be Clemson, Notre Dame, Duke, Florida State, Virginia and Wake Forest, with home games against Boston, North Carolina, Pittsburgh and Syracuse.

In 2021-22, the Yellow Jackets play Clemson, Notre Dame, Boston College, Miami, North Carolina and Virginia Tech both home and on the road, and will host Florida State, Louisville, NC State and Wake Forest.

## Three Tech Alumni on NBA Rosters

Since 1982, Georgia Tech has produced 19 first-round NBA draft picks and 46 draft picks overall. A total of 38 Georgia Tech alumni have played in the NBA.

Four former Georgia Tech basketball stars are currently on NBA rosters, including guard **Josh Okogie**, who was drafted 20th overall by for the Minnesota Timberwolves in 2018 and is in his second year with the team.

**Thaddeus Young**, a 12-year NBA veteran, finished three full seasons with the Indiana Pacers in 2019 after playing seven seasons in Philadelphia, one in Minnesota and two in Brooklyn. He signed with the Chicago Bulls during the off-season.

**Derrick Favors** emerged as a key figure in his nine seasons with the Utah Jazz, but became a free agent after the 2018-19 season and signed with the New Orleans Pelicans.

**Iman Shumpert**, an eight-year NBA veteran who went in the first round of the NBA draft to New York in 2011, signed with his fifth team, the Brooklyn Nets, last month, but was released on Dec. 11.

## Arts and Letters

Beginning with Moe Miller and Lance Storrs in the summer of 2011, every four-year senior in the Georgia Tech program has graduated, with the exception of the Yellow Jackets' 2018 two seniors, who are both expected to return and complete their degrees this summer after a year of pro ball overseas.

Graduate student Brandon Alston (economics), fifth-year senior Abdoulaye Gueye (business administration) and fourth-year junior Sylvester Ogbonda (business administration) all will complete their course work this semester and receive their degrees in May.

Georges-Hunt and Jackson made the Academic All-ACC team twice, and the Yellow Jackets have had at least one player named to that team since it was instituted for the 2010-11 season.

Tech's men's basketball team has recorded the highest Academic Progress Report scores the last five years since the

NCAA began tracking academic performance in 2004-05. The Jackets scored a perfect team single year APR score of 1000 three straight years from 2011-13.

## Basketball graduates

2012 - Derek Craig, Nick Foreman

2013 - Mfon Udofia, Pierre Jordan (Master's), Brandon Reed

2014 - Kammeon Holsey, Daniel Miller, Jason Morris

2015 - Robert Sampson

2016 - Marcus George-Hunt, Travis Jorgenson

2017 - Josh Heath, Corey Heyward, Kellen McCormick (Master's), Jodan Price (Master's), Rand Rowland, Quinton Stephens

2018 - Tadic Jackson, Ben Lammers (has one course to complete)

2019 - Abdoulaye Gueye, Sylvester Ogbonda, Brandon Alston (Master's)

## Welcome to The Hank

Georgia Tech is playing its seventh season in McCamish Pavilion, which was essentially brand new when it opened for the 2012-13 season. The only physical elements of McCamish Pavilion that remain from the venerable Alexander Memorial Coliseum are the roof and the 32 steel ribs that support it.

The capacity of McCamish Pavilion is 8,600, including 1,665 seats in the new balcony level and 6,935 seats in the lower seating bowl. There are no suites, but there is a club area that seats 500. Alexander Memorial Coliseum seated 9,191 spectators in its final configuration.

The most impressive features of McCamish Pavilion are its grand entrance, which fronts 10th and Fowler Streets, the ability for patrons to view the court from the main concourse all the way around, and the theatrical lighting system, which concentrates light on the court while leaving the seating areas dark, modeled after the Staples Center in Los Angeles and Madison Square Garden in New York.

Tech played 55 seasons in Alexander Memorial Coliseum, compiling a record of 556-194 (.741). Miami was the last team to play Tech in Alexander Memorial Coliseum, a game Tech won, and was the first ACC team to play in McCamish Pavilion on Jan. 5, which Miami won. For the 2011-12 season, Tech played its home games at Philips Arena and the Arena at Gwinnett.



# TECH NOTEBOOK

## Tech Alumni in the NBA

Player	Team
Derrick Favors	New Orleans Pelicans
Josh Okogie	Minnesota Timberwolves
Iman Shumpert	Brooklyn Nets (released on Dec. 11)
Thaddeus Young	Chicago Bulls

## Tech Alumni Elsewhere

Brandon Alston	N.Arizona (G League) / Moncton Magic (Canada)
Alade Aminu	Polski Cukier Torun (Poland)
Tony Akins	KCC Egis (South Korea)
Will Bynum	Bivouac/Big 3 (USA)
Lewis Clinch	Grindavik (Iceland)
Demarco Cox	Quimper (France)
Mouhammad Faye	Crvena Zvezda (Serbia)
Marcus Georges-Hunt	Guangzhou (China)
Dion Glover	Bivouac/Big 3 (USA)
Trae Golden	Bahcesehir Koleji Istanbul (Turkey)
Abdoulaye Gueye	Final Spor Gendik Bursa (Turkey)
Josh Heath	Leuven Bears (Belgium)
Kammeon Holsey	BK Nova Hut Ostrava (Turkey)
Jarrett Jack	Sioux Falls Skyforce (G League)
Tadic Jackson	Sentjur (Slovenia)
Ben Lammers	RETAbet BB (Spain)
Gani Lawal	Al-Muharraq (Bahrain)
Stephon Marbury	Beijing Fly Dragons (China)
Anthony McHenry	Shinshu BW (Japan)
Daniel Miller	Sendai 89ers (Japan)
Charles Mitchell	Bank of Taiwan (Taiwan)
Anthony Morrow	Bivouac/Big3 (USA)
Zachery Peacock	JL Bourg (France)
Glen Rice, Jr.	New Zealand Breakers (New Zealand)
Robert Sampson	Grand Rapids (G League)
Avi Schafer	Shiga L-Stars (Japan)
Adam Smith	PAOK (Greece)
Jeremis Smith	Biqua (Uruguay)
Quinton Stephens	Leyma Basquet Coruna (Spain)
James White	Ural Ekaterinburg (Russia)

## Former Tech Players in Coaching

Player (at Tech)	Current Position
Kenny Anderson (1989-91)	*Fisk University
Ty Anderson (2006-09)	*Holy Spirit Prep
Rod Balaris (1990-94)	#Notre Dame
Anthony Byrd (1981-84)	*Knightdale (N.C.) HS
Shaun Fein (1999-2001)	#Brooklyn Nets
Dion Glover (1997-98)	#Grand Rapids (NBA G-League)
Pierre Jordan (2011-13)	#Tennessee State
Maurice Miller (2007-11)	*Arlington HS (Memphis)
Winston Neal (1999-01)	*Columbia State (Tenn.)
Mark Price (1982-86)	Denver Nuggets
Fred Vinson (1992-94)	#New Orleans Pelicans
Mfon Udofia (2009-13)	#College Park (NBA G-League)

## Former Tech Coaches in Coaching

Coach (at Tech)	Current Position
Amir Abdur-Rahim (2011-12)	*Kennesaw State
Perry Clark (1982-88)	#South Carolina
Sherman Dillard (1988-94)	#Iowa
Chad Dollar (2011-16)	#Georgia
Bruce Evans (2012-16)	#North Florida
Brian Gregory (2011-16)	*South Florida
Tavaras Hardy (2016-18)	*Loyola-Maryland
Tom Herrion (2014-16)	#South Florida
Chris Kreider (2007-09)	#Georgia State
Robert McCullum (2010-11)	*Florida A&M
Mamadou N'Diaye (2014-16)	#San Francisco
Billy Schmidt (2011-14)	+OKC Thunder
Cliff Warren (2000-05)	#Georgia State
Charlton Young (2005-09)	#Florida State

\*head coach; #assistant coach; +other staff

## Tech's NCAA Tournament History

Georgia Tech has played in the NCAA Tournament 16 times in its history. Fifteen of those appearances have occurred from 1985 to the present, 10 under head coach Bobby Cremins and five under Paul Hewitt.

Tech has a record of 23-16 in NCAA Tournament play, highlighted by its 2004 trip to the NCAA title game as well as a Final Four berth in 1990. The Yellow Jackets have reached the NCAA Sweet 16 seven times (1960, 1985, 1986, 1990, 1992, 1996, 2004).

The 2004 and 2005 appearances were Tech's first back-to-back appearances since Bobby Cremins led the Institute to the Big Dance nine straight years from 1985-93.

Georgia Tech has won at least one game in 11 of its 16 NCAA Tournament appearances.

## Tech's ACC Tournament History

Georgia Tech has played in 40 ACC Tournaments, and has a 26-37 all-time record in the event. The Yellow Jackets have won three championships, in 1985 (Atlanta), 1990 (Charlotte) and 1993 (Charlotte).

Tech has been a runner-up four times (1986, 1996, 2005, 2010). The 1986, 1996 and 2010 runs to the finals occurred in Greensboro. Tech also made the finals in 2005 at the Verizon Center in Washington, D.C.

Tech was 0-2 in the ACC Tournament under coach Dwane Morrison, 15-16 under Bobby Cremins (including all three titles), 9-11 under Paul Hewitt (runner-up in 2005 and 2010), 2-5 under Brian Gregory, and 0-3 under Josh Pastner.

## Tech's Most Frequent Non-ACC Foes

Alabama*	28-41
Auburn*	61-53
Florida*	27-20
Georgia*	105-91
Kentucky*	15-56
Louisville (pre-ACC)	13-15
Maryland+	36-40
Mercer	28-17
Mississippi State*	16-13
South Carolina	25-18
Tennessee*	28-45
Tulane*	37-33
Vanderbilt*	33-40

\*denotes SEC member while Tech was also a member (1932-64)

+denotes ACC member while Tech was also a member (1979-2014)

## Georgia Tech's Conference Affiliations

Southern Conference	1922-32
Southeastern Conference	1933-64
Metro Conference	1975-78
Atlantic Coast Conference	1979-present

## BIO UPDATES

## Head Coach Josh Pastner • 4th season

After guiding Memphis to five post-season berths in seven seasons as the Tigers' head coach, Josh Pastner became Georgia Tech's 14th head basketball coach on April 8, 2016.

Implementing a high-energy style of play and creative offensive and defensive schemes, and building the Jackets' talent base for the future, Pastner has tirelessly promoted the program on campus and throughout the city of Atlanta in an effort to re-create the major homecourt atmosphere that surrounded the Yellow Jackets throughout the 1980s, 1990s and into the middle of the 2000s. The result has been numerous wins, high excitement and 12 sellouts in three seasons at McCamish Pavilion.

Two of his players - guard Josh Okogie and Ben Lammers - have earned All-Atlantic Coast Conference honors before moving on to the professional ranks. Okogie, in particular, developed from an under-the-radar high school prospect into a highly-regarded NBA rookie, having been selected 20th in the 2018 NBA Draft.

In his first season at the helm, his Yellow Jacket team defied all pre-season expectations by reaching the post-season and advancing to the finals of the National Invitation Tournament. Tech earned victories over No. 9 North Carolina, No. 6 Florida State and No. 14 Notre Dame (later vacated by the NCAA Committee on Infractions), who all finished among the top four in the ACC regular season. He was named Coach of the Year in the ACC and in NABC District 2.

Two of his players earned all-Atlantic Coast Conference honors; junior center Ben Lammers was named second-team All-ACC and ACC Defensive Player of the Year, while freshman guard Josh Okogie was named to the ACC All-Freshman team.

Though hampered by several significant injuries and other issues in 2017-18, Tech still was able to knock off a pair of top-25 teams while Lammers and Okogie again earned conference honors, and Okogie developed into an NBA first-round draft choice. In 2018-19, the Yellow jackets picked up three significant road wins - at Arkansas, Syracuse and NC State, each of whom made post-season play - and center James Banks III was named to the ACC's All-Defensive team.

Pastner, 43, compiled a 167-73 record over seven seasons as the head coach at Memphis, where the Tigers earned bids to the NCAA Tournament four times. He tied for the 10th most wins for a head coach in his first seven seasons in Division I basketball history, and was the second winningest active coach under the age of 40 in NCAA Division I at the time.

Despite his young age, Pastner has been involved in basketball at the Division I level for 21 years, as a player and an assistant coach at Arizona, and as an assistant coach and the head coach at Memphis. He has been a part of teams that have won 524 games, played in 17 NCAA Tournaments and 19 total post-season events. Teams he has been involved with have won 12 conference tournament or regular-season championships, advanced to seven Sweet Sixteens, five Elite Eights, two Final Fours and two NCAA championship games.

As an NCAA head or assistant coach and an AAU head coach, he has coached nearly 25 NBA draft selections.

Pastner's Memphis teams averaged 23.9 wins per season and compiled a conference regular-season record of 82-36, including a conference winning streak of 28 games. The Tigers went 11-4 in Conference USA and American Athletic Conference tournaments, including three championships.

He guided Memphis to five post-season berths, the NIT in 2010 and the NCAA Tournament in 2011, 2012, 2013 and 2014. Pastner twice won Conference USA Coach of the Year honors (2010, 2013) by various organizations and news media.

Pastner was born in Glen Dale, W.Va., and grew up in Kingwood, Texas. He earned his bachelor's degree in family studies in December of 1998, in just two and a half years, from Arizona and his master's degree in teaching and teacher education from Arizona in December of 1999, all while lettering four years in basketball under head coach Lute Olson.

He married the former Kerri Lamas of Sierra Vista, Ariz., in 2009. He has a stepson (Ethan) and three daughters, Payten, Kamryn and Harper.

## Pastner as a Head Coach

Season	School	Overall	Conference	Postseason
2009-10	Memphis	24-10	13-3/2nd	NIT second round
2010-11	Memphis	25-10	10-6/4th	NCAA Tournament
2011-12	Memphis	26-9	13-3/1st	NCAA Tournament
2012-13	Memphis	31-5	16-0/1st	NCAA Tournament, round of 32
2013-14	Memphis	24-10	12-6/t-3rd	NCAA Tournament, round of 32
2014-15	Memphis	18-14	10-8/t-5th	
2015-16	Memphis	19-15	8-10/7th	
<b>at Memphis</b>	<b>7 years</b>	<b>167-73</b>	<b>82-36</b>	
2016-17	Georgia Tech	0-15!	0-10/11th	NIT finals!
2017-18	Georgia Tech	12-19!	6-12/13th	
2018-19	Georgia Tech	14-18	6-12/10th	
2019-20	Georgia Tech	4-5	1-1	
<b>at Ga. Tech</b>	<b>4th year</b>	<b>30-57!</b>	<b>13-35!</b>	
<b>Career</b>	<b>11th year</b>	<b>197-130!</b>	<b>95-71!</b>	

! 22 wins and one loss from 2016-17 and 2017-18 seasons, as well as Tech's NIT appearance, vacated by the NCAA Committee on Infractions

## Pastner Resume

- Head coach, Georgia Tech (2016-present)
- Head coach, Memphis (2009-16) - 4 NCAA Tournaments, 1 NIT, 4 Conference USA titles
- Assistant coach under John Calipari, Memphis (2008-09) - NCAA Sweet 16, C-USA champions
- Assistant coach under Lute Olson, Arizona (2002-08) - 6 NCAA Tournaments, 2 Pac-10 titles
- Basketball staff assistant under Lute Olson, Arizona (2000-02) - Pac-10 champions in 2002
- Played collegiately for Lute Olson, Arizona (1996-2000) - 4 NCAA Tournaments, 1997 National Champions, 2 Pac-10 titles

## Also on the Bench

## ERIC REVENO

## Associate Head Coach • 4th year at Tech

Eric Reveno, who served 10 years as the head coach at the University of Portland, joined Josh Pastner's men's basketball staff in May, 2016. He was promoted to associate head coach on Nov. 1, 2019.

The former post player oversaw one of the Yellow Jackets' great successes in 2016-17 in the development of 6-10 center Ben Lammers, who became a second-team All-ACC performer and the conference's Defensive Player of the Year. He also helped develop another former reserve forward, Abdoulaye Gueye, into a significant contributor for the Yellow Jackets in his final two seasons, and helped transfer James Banks III develop into one of the ACC's top defensive players in 2018-19, making the ACC's All-Defensive team.

Reveno's penchant for analytics has led to partnering the Jackets with advance technology systems to help the team's performance, such as the Noah shot-tracking system which was installed in both the Zelnak Practice Facility and the main floor at McCamish Pavilion. In addition to recruiting and on-court coaching, Reveno also handles budget management and game scheduling for the program.

Reveno and his wife, Amanda, have two children: Katie (16) and Andrew (13).

## JULIAN SWARTZ

## Assistant Coach • 4th year at Tech

A 16-year coaching veteran, including 10 years on the NCAA Division I level, Julian Swartz was named an assistant coach on Josh Pastner's staff in August of 2018.

Swartz, 39, is responsible for on-court development of Tech players and focuses his efforts on the Yellow Jackets' defensive schemes as well as handle recruiting responsibilities. He helped guide Tech's defense to a national ranking of No. 37 in efficiency in 2018-19, according to KenPom.com, and the Yellow Jackets also ranked among the top 15 in effective field goal percentage and three-point defense.

One of two members of head coach Pastner's staff at Memphis to follow him to Georgia Tech, Swartz came to The Flats in May, 2016, after four years with Pastner at Memphis, where he served stints as assistant director of operations, director of player development and interim assistant coach. He served his first two years at Tech as director of recruiting and compliance, which included serving as the staff liaison with compliance, coordinating on-campus recruiting operations and summer camps.

## ANTHONY WILKINS

## Assistant Coach • 2nd year at Tech

Anthony Wilkins, an Atlanta native who spent the past five seasons on the coaching staff at Tulane University, joined Georgia Tech's basketball staff in June of 2018.

Wilkins, 39, served as an assistant coach for four seasons at Tulane under two head coaches -- Ed Conroy and Mike Dunleavy - after serving as director of basketball operations during his first year with the Green Wave. At Tulane, Wilkins handled game strategy and scout prep responsibilities along with player development and recruiting duties. He also had six years of professional playing experience prior to entering the coaching world.

Focusing his on-court efforts with Tech's offense, the Yellow Jackets made significant strides toward the end of his first season on The Flats, and he is credited with the development of sophomore forward Moses Wright, who averaged more than 15 points and shot 62 percent from the floor over his last five games.

Born in Atlanta, Wilkins lived in the city for much of his childhood and attended Therrell High School for two years before finishing his high school studies at Glenville High School in Cleveland, Ohio.

# BIO UPDATES (see game-by-game stats and career highs in stat pack)

## 10 • Jose Alvarado • G • 6-0 • 179 • Jr.

- Tough, determined, high-motor point guard who has been an ironman for the Yellow Jackets when healthy
- Returned from a season-ending injury as a freshman to lead the team in scoring, assists and steals as a sophomore
- Opened his junior season by scoring 10 points with seven assists and three turnovers at NC State ... Missed all or part of last six games with ankle injury (played 17:53 at Georgia)
- Has 35 assists against 11 turnovers in his last 10 games (including last six games of 2018-19)
- Has 37 career double-figure scoring games (16 as a freshman, 20 as a sophomore) ... Has topped 20 points 10 times
- Has started all but one game he has been available to play in his career (missed eight games as a freshman due to injury, sat out six games this season and most of a seventh with an ankle injury)
- Led Tech in scoring (12.5 ppg), assists (3.4 pg) and steals (1.8 pg) in 2018-19 ... Averaged team-high 12.5 ppg, 3.9 rpg, 3.6 apg, 1.8 steals in ACC games
- Last six regular-season games of 2018-19, averaged 18.3 points, leading the Jackets in five of those games - 17 points vs. Florida State, a career-high 29 vs. Pittsburgh, 20 at Miami, 12 at Virginia, 21 vs. Boston College, and 11 at NC State
- Converted 37-of-75 field goals (49.3 pct.), 12-of-30 from three-point range (40 pct.), 24-of-32 from the free throw line (75 pct.), adding 29 rebounds, 24 assists and 12 steals ... In previous six games: 24 points, 10-of-59 FG, 3-for-26 from 3-point range, attempted just two free throws
- Averaged 36.2 minutes in ACC games (6th in the conference), played full 40 minutes against Notre Dame (2nd meeting), Pitt, Miami and NC State ... Had five complete games on the season, 13 in his career

## 1 • James Banks III • C • 6-10 • 250 • Sr.

- One of the nation's top rim protectors on one of the nation's best defensive teams, made the ACC's All-Defensive team in 2019
- Three double-doubles this season, scoring 20 points with 13 rebounds and five blocked shots at NC State, 20 points and 14 boards vs. Arkansas, 12 points with 10 boards and eight blocks vs. Bethune-Cookman
- Leads ACC and No. 4 in the nation in blocked shots (33 in nine games, 3.67 per game) ... Also ranks No. 10 in ACC in rebound average (7.8 rpg)
- Tech's No. 3 scorer currently at 10.9 ppg, finished last season second on the team
- Has been solid at the free throw line, 66.7 percent in team-high 48 attempts (shot 71.4 percent in ACC games last season) ... Knocked down a pair of FT with two seconds remaining in OT for winning points at NC State
- Imposing physical presence in the middle ... Has a wingspan of 7 feet, 5.35 inches and a standing reach of 9 feet, 3.5 inches
- Transferred from Texas prior to the 2018-19 season and was granted immediate eligibility by the NCAA on Nov. 13, enabling him to join the Jackets on the court for their game at Tennessee ... Moved into the starting lineup in game 6 against St. John's (started 25 games)
- Ranked 11th nationally in blocked shots (2.52 per game) last season, led the ACC in all games and in conference games only (2.56) ... 31 blocks in his last 10 games, more than a third of his season total ... Finished with 78 total blocks
- Enabled Tech to rank No. 15 nationally in effective field goal percentage defense and No. 13 in three-point defense, No. 42 in overall defensive efficiency (ranked as high as No. 11)
- Received the most extensive playing time of his career (30.3 minutes per game, 32.8 mpg vs. ACC)
- Finished 2018-19 regular season strong, averaging 15.0 ppg and 9.0 rebounds in Tech's final four games

## 3 • Evan Cole • F • 6-10 • 226 • Jr.

- Versatile frontcourt player who made the starting lineup to begin last season, but injuries and illness relegated him to a reserve role ... Worked all summer and preseason to be the Jackets' No. 2 post player behind James Banks
- Averaged 14.9 minutes this season, and started two games against Bethune-Cookman and Nebraska (8 pts, 6 reb) ... Nine points and nine boards vs. Elon, eight points and nine boards vs. Arkansas
- Averaged 5.2 points and hit 14-of-26 FG vs. power conference teams
- Success comes from hard cutting offensively and crashing the glass at both ends of the floor
- Solid play off the bench after return from ankle injury last season - personal bests of 11 points against Kennesaw State, then 16 against USC Upstate, nine points against Wake Forest, eight at Syracuse, seven at Duke and FSU
- Started last season's first two games (14.5 mpg) before injuring an ankle in game 2 at Tennessee, causing him to miss five games ... Played well over a 12-game stretch until a run-in with the flu sidelined him for three more games ... 25-of-47 from the floor, 5.3 ppg, 3.0 rpg in 12 games in between ... Did not play in the season's final three games
- Played in 24 games as a freshman, averaging 13.8 minutes in them ... Started the last seven games ... First and only career double-double (10/10) vs. Wake Forest in final regular-season game
- Originally signed a letter-of-intent to attend UNC-Wilmington, but received a release when the Seahawks' coach, Kevin Keatts, left to become the head coach at NC State

## 0 • Michael Devoe • G • 6-5 • 193 • So.

- Left-handed combo guard with a high IQ who got off to a fast start scoring and shooting the ball in Tech's first six games
- Ranks sixth in the ACC in scoring (18.4) ... Hitting 45.2 percent from three-point range, which would rank No. 3 in the ACC but he is four 3FGM shy of qualifying ... Ninth in the ACC in overall field goal percentage (.454)
- No. 2 in the ACC in minutes played (36.4 mpg) and ranks No. 47 nationally in percentage of available minutes played (KenPom) ... Ranked 11th in ACC in average minutes in conference games (35.4) as a freshman
- Scored 20 or more points five times this season ... Has matched or beaten his career scoring high three times this season - 22 at NC State, 22 vs. Elon, 34 at Georgia (with career-high nine rebounds)
- Added 27 against Bethune-Cookman, including the game-winning points on a layup and free throw with seven seconds left, and followed that with 26 vs. Nebraska
- Limited to 23 total points in Tech's last three games against Syracuse, Kentucky and Ball State (8-for-37 FG, 2-for-13 on 3s)
- As a freshman, entered the starting lineup Dec. 19 at Arkansas and started Tech's last 23 games, consistently progressing after missing six weeks of pre-season practice with a right big toe injury
- Was Tech's third-leading scorer overall (9.7) and in ACC games (10.4 ppg) last season ... Hit 43.8 percent of his three-point tries on conference play, best on the team and better than all but two of the qualifying ACC players in conference rankings (2.0 made per game minimum)
- Connected on 32-for-68 three-point shots over Tech's last 15 games (47.1 pct.), just 12-of-40 (30 pct.) in his first 17 games
- Scored in double digits 20 times in his career, including 15 as a freshman, and has five 20+ games

## 14 • David Didenko • F • 6-9 • 232 • So.

- Last name pronounced "duh-DEN-ko"
- Played in two games this season, has yet to score
- Native of Russia who attended Boca Raton Community School in Florida and spent the 2018-19 season at Palm Beach State College, a junior college in Boca Raton
- Excellent student and a full academic qualifier out of high school who signed a letter-of-intent to attend Tech in November, 2018 and enrolled for the summer, 2019 term
- Eligible immediately and has three seasons with the Yellow Jackets ... Excellent physical size with high basketball IQ and skills
- Born in Yakutsk, Russia, came to Brooklyn, N.Y., in August, 2010, at the age of 11, on vacation, and has remained in the United States
- Prior to his enrollment at Boca Raton Community High School, attended Northeast High School as a junior, and Montverde Academy for his ninth- and 10th grade years
- Played in 27 games, starting four, for Palm Beach State, where he averaged 3.8 points and 3.4 rebounds ... Team went 21-9
- Hit 32.7 percent of his shots from the floor, 21.7 from three-point range and 60.5 percent from the foul line
- Hit double figures three times, scoring 12 points each against Cape Fear CC, Polk State College and Florida National Univ. JV



# BIO UPDATES (see game-by-game stats and career highs in stat pack)

## 12 • Khalid Moore • F • 6-7 • 203 • So.

- First name pronounced "kuh-LEED"
- Athletic and long (7-foot, 0.5-inch wingspan) forward with good scoring ability and basketball IQ
- Leads Tech in steals (1.8 spg, No. 7 ACC) and is No. 2 in assists, No. 3 in rebound average and No. 5 in scoring
- Does a lot of things that don't show up in the box score, good passer, moves well without the ball, keeps Tech offense moving, and his length and activity is an asset on defense
- Excellent sophomore debut with 11 points, four rebounds, three assists and six steals in Tech's victory at NC State ... Collected a critical offensive rebound and dish to James Banks for field goal attempt on which he was fouled for the winning points
- Two double-figure games this season, scored 10 at Kentucky
- Played in all but one game as a freshman (DNP-CD vs. Prairie View A&M), starting 10 times, including the regular-season finale at NC State and the ACC Tournament game vs. Notre Dame
- Finished the season with eight points at NC State and 11 against Notre Dame, hitting 7-of-14 shots from the floor with three assists and no turnovers in 68 minutes
- Career-high 14 points (6-6 FG, 2-2 on 3s) vs. Florida A&M, 10 at Arkansas
- Top ACC regular-season games were eight points vs. North Carolina (2-2 FG, 4-4 FT) and at NC State (3-5 FG, 2-6 FT)
- Gives Tech two New York natives on the roster ... Came from the same high school (Archbishop Molloy) as Yellow Jackets' legendary point guard Kenny Anderson, and played on the same AAU team as teammate Jose Alvarado

## 11 • Bubba Parham • G • 5-10 • 160 • Jr.

- Last name pronounced "PAR-um"
- Atlanta-area product who transferred to Georgia Tech following two standout seasons at VMI, where he made the All-Southern Conference team as a sophomore and was named SoCon Freshman of the Year
- Prolific three-point shooter who can score in a variety of ways despite his small stature
- Was granted immediate eligibility by the NCAA on Sept. 11, and has two seasons of eligibility remaining
- Has averaged 8.4 points in Tech's last seven games with four double-digit efforts ... Hitting 22-of-57 shots from the floor, 10-of-30 from three-point range and 6-of-6 from the free throw line
- Hit his first three as a Jacket and scored five points with six boards against Elon
- Ranked No. 18 among 2019-20 transfer class by Stadium's Jeff Goodman, who quoted a scout as saying, "He's a badass. Cat-quick combo guard who can score 40. Elite in ball screens, deep range and can really pass."
- Topped the SoCon in scoring with 21.4 points per game, and became the 41st player in VMI history to reach the 1,000-point mark with a career-high 38 points Feb. 23 at Western Carolina
- Ranked third in the SoCon with 3.63 three-point field goals per game, hitting 39.7 percent of his attempts, and had 10 games with five or more three-pointers made during the season
- Led the team in assists with 105 (3.5 per game), which ranked sixth in the SoCon
- Became the first VMI freshman to earn conference Freshman of the Year honors since 2010-11 (Big South Conference) and the first VMI SoCon FOTY since 2001-02 ... Topped the team in scoring with a 14.6 points per game average, sixth in the SoCon

## 2 • Shembari Phillips • G • 6-4 • 210 • r-Sr.

- First name pronounced "shem-BARR-ee"
- Combo guard with experience and excellent athletic ability
- Played in seven games, with a season high of 13 minutes against Elon ... Hit a pair of three-point field goals for six points against Ball State
- Sat out the 2017-18 season after transferring from Tennessee, and is in his final year of eligibility with Tech
- Made the starting lineup to start last season, started six games, averaging 19.7 minutes, 4.7 points and 1.3 assists per game
- Scored 10 points against Lamar with four assists in the season opener, which turned out to be his season high
- Played in only 11 of Tech's last 18 games, but played 10 minutes at Clemson and 22 against Louisville in the absences of Brandon Alston and Jose Alvarado
- Played in nine ACC games (DNP last two regular season games)
- Hit 32.6 percent from the floor and 4-of-22 from three-point range
- Part-time starter at Tennessee (24 starts, 64 games) over two years with the Volunteers who shot 37.1 percent from three-point range and 77 percent from the free throw line ... Proved himself to be a capable scorer and established a reputation as a good defender

## 23 • Asanti Price • G • 6-5 • 177 • Fr.

- First name pronounced "uh-SONN-tee"
- High-level prep shooter and late-bloomer who signed with Georgia Tech in the spring of 2019
- Rated a three-star prospect and was ranked No. 74 among shooting guards nationally in the 247Sports composite rankings
- Went 1-for-4 in 19 minutes in his collegiate debut at NC State, but his lone field goal (a three-pointer) on Tech's first possession of overtime gave the Jackets their first lead of the game
- Scored season-high six points against Nebraska, grabbed season-high 10 rebounds against Elon
- Has tremendous athleticism and vertical leap, long range on his outside shot and excellent defensive capability, according to his high school coach
- Class 3A all-state selection for coach Zach Norris at W.J. Keenan High School, where he helped lead the Raiders to a 30-1 record and a state championship as a senior
- Led Keenan with 17.9 points per game and was considered one of the top shooters in the area during the 2018-19 season
- Had more than 20 points in the Raiders' final two playoff games including 22 in the state championship game victory over Ridgeland-Hardeeville, a game in which he went 8-of-12 in the second half. Also selected to play in the Carolinas Classic

## 35 • Kristian Sjolund • F • 6-8 • 213 • So.

- Last name pronounced "SHO-lund"
- Successful and versatile high school performer with international experience ... Gained about 20 pounds since the beginning of his freshman year
- Has the ability to stretch the floor with his jump shot, has impressive shot mechanics, a smooth shooting motion and deep range on his shot ... Runs the floor well, has good athleticism, hands and footwork
- Has a 6-foot, 10.25-inch wingspan, and gained 10 pounds and two inches on his vertical jump since pre-season while doing extra work with strength coach Dan Taylor on practice days
- Has not played yet this season, planning to redshirt
- Played in 21 games as a freshman, with his most extensive court time coming a six-game stretch before Boston College (48 points in 127 minutes) ... Did not play vs. BC, played two minutes at NC State, and scored six points in seven minutes in the ACC Tournament against Notre Dame
- Two double-figure games in that stretch, 11 points each against Virginia Tech and Florida State
- In his 13 games prior to that, scored nine total points in 62 total minutes
- Played with Norway in the 2015 FIBA U16 European Championships, averaging 18.7 points and 5.9 rebounds a game; then in 2017, he played in the U18 Nordic Championship and scored 7.2 points a game

## 4 • Jordan Usher • G/F • 6-7 • 220 • Jr.

- Atlanta-area product who transferred to Georgia Tech from the University of Southern California prior to the start of spring semester 2019
- Became eligible Dec. 18 vs. Ball State and is eligible through the 2020-21 season
- Scored four points (1-7 FG) with four rebounds in his Tech debut
- Strong wing with size and the ability to get to the rim and create scoring opportunities ... His athleticism and strength make him a force both offensively and defensively
- Plays with a high motor and is high-caliber academically
- Prior to leaving the USC team, started twice and saw action in 12 games overall last season ... Averaged a career-high 24.5 minutes per game, with 8.6 points per game and 3.7 rebounds per game ... Hit 45.2 percent of his shots from the floor, and was 8-of-28 from three-point range
- As a freshman, averaged 4.8 points and 2.0 rebounds and played in all 36 games for the Trojans ... Made his only two starts of the season in the NIT games, scoring 13 points each in the win vs. UNC Asheville on March 13 and loss vs. Western Kentucky on March 19
- Was the only Trojan to shoot over 40 percent from the field and three-point range and 75 percent or more from the free throw line ... His 40.9 percent shooting from three-point range tied for third all-time among USC freshmen

## BIO UPDATES (see game-by-game stats and career highs in stat pack)

### 5 • Moses Wright • F • 6-9 • 230 • Jr.

- Fast developing, athletic frontcourt player who had played one year of varsity basketball in high school before signing with Tech in spring of 2017 ... Extremely good athlete who can attack the glass to score and rebound, runs the floor well and is disruptive on defense
- Has added about 25 pounds since last year
- Currently Tech's No. 2 scorer (11.1 ppg) and top rebounder (8.0 rpg, 8th in ACC) who has connected on 54.7 percent of his shots from the floor (No. 3 in the ACC)
- In 4 games before Ball State: 15.0 ppg, 28-of-50 FG, 10.0 rpg ... Posted his first career double-double against Bethune-Cookman (12 points, 12 rebounds, 6-8 FG), added another at Kentucky (13 points, 10 rebounds, 6-11 FG)
- Scored season high 18 points at Georgia (16 in second half), hitting 8-of-15 FG, with nine rebounds and two blocks
- Scored 12 points (6-9 FG) with nine rebounds and three blocks in Tech's season opener at NC State, despite fouling out in just over 22 minutes
- Finished last season with the best game of his career to date, scoring 25 points in the ACC Tournament against Notre Dame ... Made 12-of-18 shots from the floor, grabbed seven rebounds, had three assists and two blocked shots
- Averaged 15.6 points and 6.2 rebounds in the last five games of 2018-19, four of them away from home, while hitting 36-of-58 shots from the floor (62 pct.) ... Scored a career-high 19 at Miami, 10 against Boston College and 18 in his return home to Raleigh against NC State
- Grew four inches and added 40 pounds after his sophomore year in high school... Has a 6-foot, 11.25-inch wingspan
- First North Carolina native to sign with Tech since Anthony Morrow (Charlotte), who played at Tech from 2004-08 and was an eight-year NBA veteran

### 13 • Coleman Boyd • G • 6-1 • 173 • Fr.

- Non-scholarship guard who enrolled at Tech for the summer term
- All-state point guard from Georgia private school powerhouse Mt. Bethel Christian Academy
- Four-year letterwinner and captain at Mt. Bethel, which won state Georgia Independent Christian Athletic Association (GICAA) championships in 2017 and 2019, and reached the final four in 2016 and 2019 ... Team went 97-26 in his four years
- Earned all-region and honorable mention all-state honors in 2019 by the Georgia High School Association
- Played at Mt. Bethel for his father, Cal, a longtime successful high school coach in the Atlanta area and a standout basketball player at Wake Forest following a legendary high school career at Campbell High School in Smyrna

### 34 • Niko Broadway • G • 6-3 • 195 • Fr.

- Non-scholarship guard who enrolled at Tech for the fall term
- Comes from a Tech family ... Both parents went to Tech, and his brother, Olin, is on the football team
- Two-year starter for coach Aaron Parr who helped St. Pius X win 102 games while he was on the varsity team ... Second-team all-state and first team
- All-region as a senior, when he averaged 10.6 points, 5.4 rebounds and 2.1 assists per game, all second-best on the team
- Led St. Pius X to back-to-back runner-up finishes in the state championship in 2017 and 2018 (both at McCamish Pavilion), and three consecutive region titles in 2017, 2018 and 2019

### 24 • Jehloni James • F • 6-6 • 180 • Fr.

- Non-scholarship guard who enrolled at Tech for the fall term
- Played four years and lettered three at Lanier High School in Sugar Hill, Ga.
- Served as team captain as a senior, when he averaged 15.2 points and 4.7 rebounds for the Longhorns' state playoff team
- Earned all-region honors twice (2018, 2019) and helped Lanier to regional titles

### 45 • Shaheed Medlock • G • 6-5 • 196 • Sr.

- Non-(athletic)-scholarship player who enrolled at Tech and joined the basketball program in the summer of 2016 ... Was not on the team in 2017-18, but returned for the 2018-19 season
- Played in six games for the Yellow Jackets over the past two years
- Enrolled at Tech on a Bill Gates Millennium Scholarship
- Earned a reputation as an outstanding defensive player in high school

### 55 • Malachi Rice • G • 6-0 • 186 • Jr.

- Left-handed point guard who played four years, lettering in three, on the varsity team at Brebeuf Jesuit Preparatory School ... Led Brebeuf to Circle City Conference championships twice
- Played in six games for the Yellow Jackets over the past two years
- Older brother Solomon is a distance runner on the track team at Columbia University ... Twin brother Isaiah is a freshman walk-on basketball player at Vanderbilt ... His uncle, Kenneth Rice, played basketball at Alabama from 1988-91

# 2019-20 SEASON STATISTICS AND RESULTS

## Game Records

Record	Overall	Home	Away	Neutral
ALL GAMES	4-5	3-3	1-2	0-0
CONFERENCE	1-1	0-1	1-0	0-0
NON-CONFERENCE	3-4	3-2	0-2	0-0

## Score by Periods

Team	1st	2nd	OT	TOT
Georgia Tech	256	324	9	589
Opponents	302	305	9	616

## Team Box Score

No.	Player				Total		3-Point		F-Throw		Rebounds															
		GP-GS	MIN	AVG	FG-FGA	FG%	3FG-FGA	3FG%	FT-FTA	FT%	OFF	DEF	TOT	AVG	PF	DQ	A	TO	BLK	STL	PTS	AVG				
0	DEVOE, Michael	9-9	327:40	36.4	59-130	.454	19-42	.452	29-44	.659	4	30	34	3.8	20	1	30	29	1	12	166	18.4				
5	WRIGHT, Moses	9-9	247:38	27.5	47-86	.547	2-10	.200	4-14	.286	14	58	72	8.0	29	1	9	28	12	2	100	11.1				
1	BANKS III, James	9-7	275:54	30.7	33-70	.471	0-1	.000	32-48	.667	24	46	70	7.8	32	2	14	27	33	6	98	10.9				
11	PARHAM, Bubba	9-6	284:31	31.6	24-65	.369	11-37	.297	7-8	.875	5	19	24	2.7	23	0	19	14	0	11	66	7.3				
12	MOORE, Khalid	9-9	288:38	32.1	18-50	.360	5-15	.333	16-35	.457	9	29	38	4.2	24	2	25	27	3	16	57	6.3				
10	ALVARADO, Jose	2-2	50:28	25.2	5-17	.294	2-11	.182	0-0	.000	0	5	5	2.5	7	0	9	3	0	0	12	6.0				
3	COLE, Evan	9-2	134:24	14.9	20-40	.500	2-8	.250	4-8	.500	10	27	37	4.1	14	0	3	9	3	5	46	5.1				
4	USHER, Jordan	1-1	18:54	18.9	1-7	.143	0-3	.000	2-2	1.000	0	4	4	4.0	4	0	0	6	1	0	4	4.0				
23	PRICE, Asanti	9-0	171:21	19.0	12-41	.293	3-26	.115	2-7	.286	5	19	24	2.7	7	0	8	12	4	10	29	3.2				
24	JAMES, Jehloni	1-0	00:40	0.7	1-1	1.000	0-0	.000	0-0	.000	0	0	0	0.0	0	0	0	0	0	0	2	2.0				
2	PHILLIPS, Shembari	7-0	38:34	5.5	3-9	.333	3-8	.375	0-0	.000	0	0	0	0.0	1	0	5	1	2	1	9	1.3				
14	DIDENKO, David	2-0	05:11	2.6	0-3	.000	0-3	.000	0-0	.000	1	0	1	0.5	0	0	0	0	0	0	0	0.0				
55	RICE, Malachi	1-0	01:04	1.1	0-0	.000	0-0	.000	0-0	.000	0	0	0	0.0	0	0	0	0	0	1	0	0.0				
13	BOYD, Coleman	1-0	01:04	1.1	0-0	.000	0-0	.000	0-0	.000	0	1	1	1.0	0	0	1	0	0	0	0	0.0				
34	BROADWAY, Niko	1-0	01:04	1.1	0-0	.000	0-0	.000	0-0	.000	0	0	0	0.0	0	0	0	0	0	0	0	0.0				
45	MEDLOCK, Shaheed	1-0	01:04	1.1	0-0	.000	0-0	.000	0-0	.000	0	0	0	0.0	0	0	0	0	0	0	0	0.0				
Team											11	19	30					7								
Total		9	1848		223-519	.430	47-164	.287	96-166	.578	83	257	340	37.8	161	6	123	163	59	64	589	65.4				
Opponents		9	1850		217-562	.386	61-190	.321	121-168	.720	101	248	349	38.8	172	-	127	137	29	78	616	68.4				

## Team Statistics

	GATECH	OPP
<b>Scoring</b>	<b>589</b>	<b>616</b>
Points per game	65.4	68.4
Scoring margin	-3.0	-
<b>Field goals-att</b>	<b>223-519</b>	<b>217-562</b>
Field goal pct	.430	.386
<b>3 point fg-att</b>	<b>47-164</b>	<b>61-190</b>
3-point FG pct	.287	.321
3-pt FG made per game	5.2	6.8
<b>Free throws-att</b>	<b>96-166</b>	<b>121-168</b>
Free throw pct	.578	.720
F-Throws made per game	10.7	13.4
<b>Rebounds</b>	<b>340</b>	<b>349</b>
Rebounds per game	37.8	38.8
Rebounding margin	-1.0	-
<b>Assists</b>	<b>123</b>	<b>127</b>
Assists per game	13.7	14.1
<b>Turnovers</b>	<b>163</b>	<b>137</b>
Turnovers per game	18.1	15.2
Turnover margin	-2.9	-
Assist/turnover ratio	0.8	0.9
<b>Steals</b>	<b>64</b>	<b>78</b>
Steals per game	7.1	8.7
<b>Blocks</b>	<b>59</b>	<b>29</b>
Blocks per game	6.6	3.2
<b>Winning streak</b>	<b>0</b>	<b>-</b>
Home win streak	0	-
<b>Attendance</b>	<b>30802</b>	<b>47449</b>
Home games-Avg/Game	6-5134	3-15816
Neutral site-Avg/Game	-	0-0

## Team Results

Date	Opponent		Score	Att.
11/05/2019	at NC State	W	82-81	17133
11/11/2019	Elon	W	64-41	4624
11/20/2019	at Georgia	L	78-82	10205
11/25/2019	Arkansas	L	61-62	6547
12/01/2019	Bethune-Cookman	W	68-65	4552
12/04/2019	Nebraska	W	73-56	5133
12/07/2019	Syracuse	L	63-97	5743
12/14/2019	at Kentucky	L	53-67	20111
12/18/2019	Ball St.	L	47-65	4203



## 2019-20 OVERALL/ACC STATISTICS

## Summary

Player	Overall Statistics										Conference Statistics									
	GP-GS	MIN/G	FG%	3FG%	FT%	R/G	A/G	STL	BLK	PTS/G	GP-GS	MIN/G	FG%	3FG%	FT%	R/G	A/G	STL	BLK	PTS/G
DEVOE, Michael	9-9	36.4	.454	.452	.659	3.8	3.3	12	1	18.4	2-2	39.8	.375	.444	.700	1.5	4.5	3	0	14.5
WRIGHT, Moses	9-9	27.5	.547	.200	.286	8.0	1.0	2	12	11.1	2-2	25.0	.538	.000	.167	9.0	1.0	2	4	14.5
BANKS III, James	9-7	30.7	.471	.000	.667	7.8	1.6	6	33	10.9	2-2	32.6	.550	.000	.857	8.0	1.5	1	5	14.0
PARHAM, Bubba	9-6	31.6	.369	.297	.875	2.7	2.1	11	0	7.3	2-1	28.6	.308	.273	.500	1.0	3.0	3	0	6.0
MOORE, Khalid	9-9	32.1	.360	.333	.457	4.2	2.8	16	3	6.3	2-2	31.4	.417	.500	.583	3.0	4.5	7	1	9.5
ALVARADO, Jose	2-2	25.2	.294	.182	.000	2.5	4.5	0	0	6.0	1-1	34.3	.400	.286	.000	2.0	7.0	0	0	10.0
COLE, Evan	9-2	14.9	.500	.250	.500	4.1	0.3	5	3	5.1	2-0	10.2	.375	.000	.000	3.0	0.0	1	0	3.0
USHER, Jordan	1-1	18.9	.143	.000	1.000	4.0	0.0	0	1	4.0	0-0	0.0	.000	.000	.000	0.0	0.0	0	0	0.0
PRICE, Asanti	9-0	19.0	.293	.115	.286	2.7	0.9	10	4	3.2	2-0	22.5	.333	.250	.500	2.0	1.0	0	0	4.5
JAMES, Jehloni	1-0	0.7	1.000	.000	.000	0.0	0.0	0	0	2.0	0-0	0.0	.000	.000	.000	0.0	0.0	0	0	0.0
PHILLIPS, Shembari	7-0	5.5	.333	.375	.000	0.0	0.7	1	2	1.3	1-0	10.8	.500	.500	.000	0.0	1.0	1	1	3.0
DIDENKO, David	2-0	2.6	.000	.000	.000	0.5	0.0	0	0	0.0	0-0	0.0	.000	.000	.000	0.0	0.0	0	0	0.0
RICE, Malachi	1-0	1.1	.000	.000	.000	0.0	0.0	1	0	0.0	0-0	0.0	.000	.000	.000	0.0	0.0	0	0	0.0
BOYD, Coleman	1-0	1.1	.000	.000	.000	1.0	1.0	0	0	0.0	0-0	0.0	.000	.000	.000	0.0	0.0	0	0	0.0
BROADWAY, Niko	1-0	1.1	.000	.000	.000	0.0	0.0	0	0	0.0	0-0	0.0	.000	.000	.000	0.0	0.0	0	0	0.0
MEDLOCK, Shaheed	1-0	1.1	.000	.000	.000	0.0	0.0	0	0	0.0	0-0	0.0	.000	.000	.000	0.0	0.0	0	0	0.0
<b>Totals</b>	<b>9</b>		<b>.430</b>	<b>.287</b>	<b>.578</b>	<b>37.8</b>	<b>13.7</b>	<b>64</b>	<b>59</b>	<b>65.4</b>	<b>2</b>		<b>.435</b>	<b>.326</b>	<b>.575</b>	<b>34.5</b>	<b>19.5</b>	<b>18</b>	<b>11</b>	<b>72.5</b>
<b>Opponent</b>	<b>9</b>		<b>.386</b>	<b>.321</b>	<b>.720</b>	<b>38.8</b>	<b>14.1</b>	<b>78</b>	<b>29</b>	<b>68.4</b>	<b>2</b>		<b>.438</b>	<b>.429</b>	<b>.849</b>	<b>40.5</b>	<b>18.0</b>	<b>19</b>	<b>12</b>	<b>89.0</b>

## Scoring


Player	Overall Statistics								Conference Statistics							
	FG-FGA	FG%	3FG-3FGA	3FG%	FT-FTA	FT%	PTS	PTS/G	FG-FGA	FG%	3FG-3FGA	3FG%	FT-FTA	FT%	PTS	PTS/G
DEVOE, Michael	59-130	.454	19-42	.452	29-44	.659	166	18.4	9-24	.375	4-9	.444	7-10	.700	29	14.5
WRIGHT, Moses	47-86	.547	2-10	.200	4-14	.286	100	11.1	14-26	.538	0-2	.000	1-6	.167	29	14.5
BANKS III, James	33-70	.471	0-1	.000	32-48	.667	98	10.9	11-20	.550	0-0	.000	6-7	.857	28	14.0
PARHAM, Bubba	24-65	.369	11-37	.297	7-8	.875	66	7.3	4-13	.308	3-11	.273	1-2	.500	12	6.0
MOORE, Khalid	18-50	.360	5-15	.333	16-35	.457	57	6.3	5-12	.417	2-4	.500	7-12	.583	19	9.5
ALVARADO, Jose	5-17	.294	2-11	.182	0-0	.000	12	6.0	4-10	.400	2-7	.286	0-0	.000	10	10.0
COLE, Evan	20-40	.500	2-8	.250	4-8	.500	46	5.1	3-8	.375	0-0	.000	0-1	.000	6	3.0
USHER, Jordan	1-7	.143	0-3	.000	2-2	1.000	4	4.0	0-0	.000	0-0	.000	0-0	.000	0	0.0
PRICE, Asanti	12-41	.293	3-26	.115	2-7	.286	29	3.2	3-9	.333	2-8	.250	1-2	.500	9	4.5
JAMES, Jehloni	1-1	1.000	0-0	.000	0-0	.000	2	2.0	0-0	.000	0-0	.000	0-0	.000	0	0.0
PHILLIPS, Shembari	3-9	.333	3-8	.375	0-0	.000	9	1.3	1-2	.500	1-2	.500	0-0	.000	3	3.0
DIDENKO, David	0-3	.000	0-3	.000	0-0	.000	0	0.0	0-0	.000	0-0	.000	0-0	.000	0	0.0
RICE, Malachi	0-0	.000	0-0	.000	0-0	.000	0	0.0	0-0	.000	0-0	.000	0-0	.000	0	0.0
BOYD, Coleman	0-0	.000	0-0	.000	0-0	.000	0	0.0	0-0	.000	0-0	.000	0-0	.000	0	0.0
BROADWAY, Niko	0-0	.000	0-0	.000	0-0	.000	0	0.0	0-0	.000	0-0	.000	0-0	.000	0	0.0
MEDLOCK, Shaheed	0-0	.000	0-0	.000	0-0	.000	0	0.0	0-0	.000	0-0	.000	0-0	.000	0	0.0
<b>Totals</b>	<b>223-519</b>	<b>.430</b>	<b>47-164</b>	<b>.287</b>	<b>96-166</b>	<b>.578</b>	<b>589</b>	<b>65.4</b>	<b>54-124</b>	<b>.435</b>	<b>14-43</b>	<b>.326</b>	<b>23-40</b>	<b>.575</b>	<b>145</b>	<b>72.5</b>
<b>Opponent</b>	<b>217-562</b>	<b>.386</b>	<b>61-190</b>	<b>.321</b>	<b>121-168</b>	<b>.720</b>	<b>616</b>	<b>68.4</b>	<b>56-128</b>	<b>.438</b>	<b>21-49</b>	<b>.429</b>	<b>45-53</b>	<b>.849</b>	<b>178</b>	<b>89.0</b>

# 2019-20 BOX SCORES

Official Basketball Box Score - Final														
Georgia Tech at NC State														
11/20/19 PNC Arena, Raleigh														
2019-20 Men's Basketball														
Game Time: 1:30 AM														
Game Duration: 2:23														
Attendance: 17,133														
Officials: Jamie Luckie, Brian Dorsey, Brent Hampton														
Georgia Tech - 82														
Record: 1-0 (1-0)														
NO. Name	Min	FG	3P	FT	Rebounds	Fouls	TP	AS	TO	ST	Blocks	BS	BA	+/-
5 Moses Wright	F 22:24	6-9	0-2	0-1	1 8 9	5 1	12	1	4	0	3	0	3	8
12 Khalid Moore	F 39:21	3-8	0-1	5-7	2 2 4	4 5	11	3	6	1	3	6	1	3
1 James Banks III	C 40:14	8-14	0-0	4-4	2 11 13	4 4	20	3	1	1	5	1	5	1
0 Michael Devoe	G 41:54	7-12	3-4	5-6	1 2 3	2 6	22	3	2	1	0	2	-2	-2
10 Jose Alvarado	G 34:12	4-10	2-7	0-0	0 2 2	4 0	10	7	3	0	0	0	2	-2
3 Evan Cole	04:33	1-2	0-0	0-0	0 0 0	0 1	2	0	1	0	0	0	0	-10
11 Bubba Parham	22:57	0-2	0-2	1-2	0 1 1	2 1	1	3	0	2	0	0	0	0
23 Asanti Price	19:25	1-4	1-4	1-2	0 2 2	1 1	4	0	1	0	0	0	0	-4
Team					1 4 5	0	0	3						
Totals		30-61	6-20	16-22	7 32 39	22 19	82	20	18	10	9	6	1	
Technical Fouls: NONE														
NC State - 81														
Record: 0-1 (0-1)														
NO. Name	Min	FG	3P	FT	Rebounds	Fouls	TP	AS	TO	ST	Blocks	BS	BA	+/-
15 Manny Bates	F 32:30	1-7	0-0	0-0	1 4 5	2 1	2	0	3	0	5	2	-10	-10
31 Pat Andree	F 36:42	3-6	3-5	3-3	2 7 9	3 3	12	1	1	1	0	0	4	-10
10 Braxton Beverly	G 36:31	4-13	1-4	2-2	1 3 4	3 2	11	3	0	0	0	0	3	-10
13 C.J. Bryce	G 44:25	11-17	0-1	2-2	4 7 11	2 3	24	2	7	1	0	2	-1	-1
24 Devon Daniels	G 33:41	4-14	1-1	3-4	1 2 3	5 4	12	6	1	3	0	2	-6	-6
4 Jericole Helms	31:40	3-11	2-5	7-7	2 1 3	2 6	15	0	0	0	0	2	4	4
21 Danny Dixon	06:38	1-2	0-0	2-3	1 1 2	2 2	4	1	0	0	1	0	6	6
3 AJ Taylor	02:53	0-1	0-0	1-2	1 1 2	0 1	1	0	1	0	1	0	-5	-5
Team					1 1 2	0	0	0						
Totals		27-71	7-16	20-23	14 27 41	19 22	81	13	13	5	6	9	-1	
Technical Fouls: NONE														
Shooting By Period														
1st FG%	14-33	42.4%	3PT%	5-9	55.6%	FT%	9-11	81.8%	2nd FG%	12-34	35.3%	3PT%	2-5	40.0%
FT%	7-8	87.5%	OT FG%	1-4	25.0%	3PT%	0-2	0.0%	FT%	4-4	100%	GM FG%	27-71	38.0%
GM FG%	30-61	49.2%	3PT%	6-20	30.0%	FT%	16-22	72.7%	GM FG%	27-71	38.0%	3PT%	7-16	43.8%
FT%	16-22	72.7%	FT%	20-23	87.0%	Dead Ball Rebounds: 2, 0								

Official Basketball Box Score - Final														
Georgia Tech at Georgia														
11/21/19 BSN Arena, Athens														
2019-20 Men's Basketball														
Game Time: 12:37 AM														
Game Duration: 2:19														
Attendance: 10,205														
Officials: Bart Lenox, Steven Anderson, A.J. Desai														
Georgia Tech - 78														
Record: 2-1														
NO. Name	Min	FG	3P	FT	Rebounds	Fouls	TP	AS	TO	ST	Blocks	BS	BA	+/-
5 Moses Wright	F 26:53	8-15	0-2	2-3	1 8 9	4 5	18	0	1	0	2	1	-4	-4
12 Khalid Moore	F 30:36	1-2	1-1	0-2	1 2 3	5 3	3	1	3	0	1	0	3	3
1 James Banks III	C 34:57	2-5	0-0	0-4	3 2 5	4 4	4	6	0	6	0	0	-14	-14
0 Michael Devoe	G 36:50	12-21	5-7	5-7	1 8 9	1 5	34	2	2	0	0	0	-7	-7
10 Jose Alvarado	G 17:53	1-7	0-4	0-0	0 3 3	3 0	2	2	0	0	0	0	-15	-15
11 Bubba Parham	26:39	3-7	2-4	2-2	1 2 3	4 2	10	2	1	1	0	0	7	7
23 Asanti Price	16:23	1-3	0-1	1-3	1 1 2	1 2	3	0	3	2	0	4	4	4
3 Evan Cole	09:25	1-0	0-0	2-2	0 1 1	2 2	4	0	0	0	0	0	7	7
2 Shembari Phillips	00:24	0-0	0-0	0-0	0 0 0	1 0	0	0	0	0	0	0	-1	-1
Team					3 3 6	0	0							
Totals		29-62	8-19	12-23	11 30 41	25 23	78	11	15	6	11	1	-4	
Technical Fouls: NONE														
Georgia - 82														
Record: 4-0														
NO. Name	Min	FG	3P	FT	Rebounds	Fouls	TP	AS	TO	ST	Blocks	BS	BA	+/-
20 Rayshaun Hammonds	F 29:05	11-21	2-4	2-3	6 3 9	4 4	26	0	1	2	0	5	4	-11
25 Amanze Numezi	F 17:55	1-5	0-0	1-2	1 2 3	3 1	3	2	0	1	1	2	15	15
0 Donnell Gresham	G 30:58	1-4	0-2	11-13	2 4 6	1 8	13	2	0	1	0	0	-3	-3
4 Tyree Crump	G 26:06	4-9	3-7	0-0	0 1 1	1 1	11	1	2	1	0	0	2	2
5 Anthony Edwards	31:40	5-15	1-3	7-11	1 7 8	1 7	18	2	3	1	0	1	0	0
10 Toumani Camara	14:00	1-2	0-0	1-2	1 1 2	3 1	3	0	0	0	0	0	-11	-11
15 Salvir Wheeler	22:05	2-4	0-0	0-0	0 2 2	3 1	4	4	2	0	0	0	2	2
24 Rodney Howard	07:07	0-2	0-0	0-0	0 2 2	3 1	0	0	0	0	0	1	-9	-9
3 Christian Brown	06:33	0-1	0-0	0-0	0 1 1	2 0	0	0	1	0	0	0	6	6
14 Tye Fagan	07:15	1-1	0-0	0-0	0 1 1	0 0	2	0	1	2	0	0	15	15
30 Mike Peake	07:16	1-1	0-0	0-0	2 1 3	2 1	2	0	1	0	0	0	0	0
Team					1 4 5	0	0	2						
Totals		27-65	6-16	22-31	14 29 43	23 25	82	11	13	8	1	1	4	
Technical Fouls: NONE														
Shooting By Period														
1st FG%	13-32	40.6%	3PT%	3-7	42.9%	FT%	6-9	66.7%	2nd FG%	14-33	42.4%	3PT%	3-9	33.3%
FT%	16-22	72.7%	OT FG%	1-2	50.0%	3PT%	6-16	37.5%	FT%	22-31	71.0%	GM FG%	27-65	41.5%
GM FG%	27-65	41.5%	3PT%	6-16	37.5%	FT%	22-31	71.0%	GM FG%	27-65	41.5%	3PT%	6-16	37.5%
FT%	22-31	71.0%	FT%	22-31	71.0%	Dead Ball Rebounds: 3, 0								

Shooting By Period														
1st FG%	13-32	40.6%	3PT%	3-7	42.9%	FT%	6-9	66.7%	2nd FG%	14-33	42.4%	3PT%	3-9	33.3%
FT%	16-22	72.7%	OT FG%	1-2	50.0%	3PT%	6-16	37.5%	FT%	22-31	71.0%	GM FG%	27-65	41.5%
GM FG%	27-65	41.5%	3PT%	6-16	37.5%	FT%	22-31	71.0%	GM FG%	27-65	41.5%	3PT%	6-16	37.5%
FT%	22-31	71.0%	FT%	22-31	71.0%	Dead Ball Rebounds: 3, 0								



Official Basketball Box Score - Final

Elon at Georgia Tech

11/12/19 McCamish Pavilion, Atlanta

2019-20 Men's Basketball

Game Time: 12:30 AM

Game Duration: 2:00

Attendance: 4,628

Officials: Tony Henderson, Tony Chiazza, Tommy Morrissey

Elon - 41																		
Record: 2-4																		
NO.	Name	Min	FG		3P	M-A	FT	M-A	Rebounds		Fouls	TP	AS	TO	ST	Blocks		+/-
			M-A	M-A					OR	DR						BS	BA	
5	Federico Poser	F 23:05	3-8	0-0	2-3	2	1	3	3	2	8	1	1	1	0	1	0	-9
25	Hunter Woods	F 23:57	1-8	0-3	0-0	1	5	6	1	2	2	1	3	0	0	2	10	
33	Simon Wright	F 23:08	1-5	0-3	0-0	0	3	6	9	4	0	0	0	0	0	1	-8	
0	Hunter McIntosh	G 29:23	1-12	1-7	2-2	0	3	5	3	1	2	5	2	2	0	1	-19	
4	Marcus Sheffield	G 26:38	6-19	0-3	0-0	2	5	7	3	3	12	0	2	2	2	0	4	-8
1	Chuck Hannah	13:31	0-1	0-0	0-1	1	3	4	5	3	0	0	1	0	0	0	-5	
10	Kris Wooten	23:51	3-10	2-8	0-0	0	3	3	2	1	8	0	0	1	0	0	-11	
14	Zac Ervin	14:06	0-3	0-3	0-1	1	1	2	3	1	0	1	3	1	0	0	-4	
21	Andy Pack	19:09	1-7	0-2	1-1	1	2	3	1	1	3	0	0	0	0	0	-1	25
15	Christian Scott	01:04	0-0	0-0	0-0	0	1	1	0	0	0	0	0	1	0	0	-2	
23	Ben Daugherty	01:04	0-0	0-0	0-0	0	0	0	0	0	0	0	0	0	0	0	-2	
30	John Stubbs	01:04	0-1	0-1	0-0	0	0	0	0	0	0	0	0	0	0	0	-2	
Team			5		1		6		0		1		4		5		0	
Totals			16-74	3-30	6-10	15	31	46	22	17	41	4	14	5	0	10	-23	

Shooting By Period

1 <sup>st</sup> FG%	6-32	18.8%
3PT%	1-14	7.1%
FT%	0-1	0%

2<sup>nd</sup> FG% 10-42 | 23.8% || 3PT% | 2-16 | 12.5% |
| FT% | 6-9 | 66.7% |

GM FG% 16-74 | 21.6% || 3PT% | 3-30 | 10.0% |
| FT% | 6-10 | 60.0% |

Dead Ball Rebounds: 3.0

Technical Fouls: NONE

Georgia Tech - 64																		
Record: 2-0																		
NO.	Name	Min	FG		3P	M-A	FT	M-A	Rebounds		Fouls	TP	AS	TO	ST	Blocks		+/-
			M-A	M-A					OR	DR						BS	BA	
5	Moses Wright	F 24:04	1-5	0-1	0-2	0	6	6	4	2	2	0	1	0	1	0	11	
12	Khalid Moore	F 28:20	2-4	1-2	3-6	0	9	9	1	3	8	5	2	3	0	0	21	
1	James Banks III	C 29:11	0-2	0-2	7-8	2	4	6	3	7	11	0	3	0	6	1	9	
0	Michael Devoe	G 29:17	7-11	3-4	5-6	0	1	1	1	5	22	3	6	1	0	0	16	
11	Buba Parham	G 27:46	2-6	2-4	0-0	0	6	6	4	1	5	0	3	1	0	0	8	
2	Shembari Phillips	12:38	0-3	0-3	0-0	0	0	0	0	0	0	2	0	0	1	0	-2	
3	Evan Cole	19:36	3-7	1-2	2-2	3	6	9	2	3	9	2	0	0	1	0	8	
23	Asanti Price	20:25	2-8	1-6	0-2	1	9	10	2	1	5	2	2	1	1	0	28	
14	David Didenko	03:47	0-2	0-2	0-0	0	0	0	0	0	0	0	0	0	0	0	-4	
13	Coleman Boyd	01:04	0-0	0-0	0-0	0	1	1	0	0	0	0	1	0	0	0	2	
34	Niko Broadway	01:04	0-0	0-0	0-0	0	0	0	0	0	0	0	0	0	0	0	2	
45	Shaheed Medlock	01:04	0-0	0-0	0-0	0	0	0	0	0	0	0	0	0	0	0	2	
5	Malachi Rice	01:04	0-0	0-0	0-0	0	0	0	0	0	0	0	0	0	1	0	2	
24	Jehloni James	00:40	1-1	0-0	0-0	0	0	0	0	0	0	2	0	0	0	0	2	
Team			0		1		0		1		0		1		0		0	
Totals			20-53	7-24	17-27	6	43	49	17	22	64	15	17	7	10	0	23	

Shooting By Period

1 <sup>st</sup> FG%	7-23	30.4%
3PT%	2-9	22.2%
FT%	9-15	60%

2<sup>nd</sup> FG% 13-30 | 43.3% || 3PT% | 5-15 | 33.3% |
| FT% | 8-12 | 66.7% |

GM FG% 20-53 | 37.7% || 3PT% | 7-24 | 29.2% |
| FT% | 17-27 | 63.0% |

Dead Ball Rebounds: 6.1

Technical Fouls: NONE

		Elon	GaTech			Points from	Elon	GaTech				
		2 (1 <sup>st</sup> 14:47)	26 (2 <sup>nd</sup> 6:00)			Turnovers	11	16	Period by Period Scoring			
		8 (2 <sup>nd</sup> 2:18)	13 (1 <sup>st</sup> 6:31)			Paint	16	20				
		2				Second Chance	13	5				
		2				Fast Breaks	3	18				
		00:45	36:16			Bench	12	16				







## 2019-20 BOX SCORES



Official Basketball Box Score - Final  
Ball St. at Georgia Tech  
12/18/19 McCamish Pavilion, Atlanta  
2019-20 Men's Basketball

Game Time: 7:00 PM  
Game Duration: 1:52  
Attendance: 4,203

Officials: Ron Groover, Jeff Rn, Trey Shyons

Ball St. - 65

Record: 6-4

April 18, '16

Record: 6-4

NO. Name	Min	FG	3P	FT	Rebounds	Fouls	TP	AS	TO	ST	Blocks	BS	BA	+/
14 Kyle Mallers	F 31:16	4-7	3-6	0-0	0 7 7	2 1 11	0	1	2	0	0	0	17	
25 Tahjai Teague	F 20:40	4-7	1-1	0-0	0 2 2	4 0 9	6	4	1	2	0	0	21	
2 Luke Bumbalough	G 29:19	1-7	1-7	0-0	0 2 2	2 1 3	1	0	0	0	0	0	31	
5 Ishmael El-Amin	G 23:27	2-6	0-2	0-0	0 3 3	3 1 4	4	2	2	0	1	20		
11 Jarron Coleman	G 27:59	7-10	3-4	0-0	0 5 5	1 3 17	4	1	1	0	0	31		
1 K.J. Walton	14:47	2-6	0-0	2-4	0 4 4	1 2 6	0	3	1	0	3	0		
3 Josh Thompson	16:28	1-1	0-0	2-5	0 0 0	0 2 4	1	3	2	0	0	-9		
12 Brachen Hazen	19:09	4-6	2-3	0-0	0 3 3	4 0 10	0	3	2	1	0	10		
13 Kani Acree	09:08	0-0	0-0	1-2	0 1 1	0 1 1	1	1	1	0	0	9		
0 Mryne Thomas	02:02	0-0	0-0	0-0	0 1 1	0 0 0	0	0	0	0	0	-10		
4 Lucas Kroft	02:02	0-1	0-0	0-0	0 0 0	0 0 0	0	0	1	0	0	-10		
34 Ben Hendriks	02:02	0-1	0-0	0-0	0 0 0	0 0 0	0	0	0	0	1	-10		
44 Blake Huggins	01:41	0-0	0-0	0-0	0 0 0	0 0 0	0	0	1	0	0	-10		
Team					1 3 4		0							
Totals		25-52	10-23	5-11	5 27 32	17 11 65	17	20	11	3	5	18		

Shooting By Period			
1st FG%	12-24	50.0%	
3PT%	6-13	46.2%	
FT%	1-2	50%	
2nd FG%	13-28	46.4%	
3PT%	4-10	40.0%	
FT%	4-9	44.4%	
GM FG%	25-52	48.1%	
3PT%	10-23	43.5%	
FT%	5-11	45.5%	

Dead Ball Rebounds: 6, 0

Technical Fouls: NONE

Georgia Tech - 47

Record: 4-5

NO.	Name	Min	FG	3P	FT	Rebounds	Fouls	TP	AS	TO	ST	Blocks	BS	BA	+/
4	Jordan Usher	F 18:54	1-7	0-3	2-2	0 4 4	4 1 4	0	6	0	1	0	-11		
5	Moses Wright	F 21:04	1-3	0-1	0-0	2 2 4	1 0 2	2	3	0	2	0	-7		
12	Khalid Moore	F 24:54	1-4	0-0	0-2	2 2 4	1 2 2	1	6	2	0	0	-12		
1	James Banks III	C 31:43	4-9	0-1	5-8	3 6 9	1 9 13	1	3	1	2	1	-14		
0	Michael Devoe	G 32:35	4-14	1-3	2-3	0 4 4	1 3 11	0	3	1	0	2	-18		
11	Bubba Parham	29:00	3-7	1-3	0-0	0 1 1	0 1 7	3	1	2	0	0	-14		
2	Shembari Phillips	09:23	2-2	2-2	0-0	0 0 0	0 0 6	1	0	0	0	0	3		
23	Asanti Price	19:27	0-3	0-2	0-0	1 0 1	1 1 0	1	0	2	0	0	-15		
3	Evan Cole	13:00	1-2	0-1	0-0	0 1 1	2 0 2	0	1	1	0	0	-2		
Team						0 2 2		0							
Totals			17-51	4-16	9-15	8 22 30	11 17 47	9	24	9	5	3	-18		

Shooting By Period			
1st FG%	5-22	22.7%	
3PT%	1-7	14.3%	
FT%	4-7	57.1%	
2nd FG%	12-29	41.4%	
3PT%	3-9	33.3%	
FT%	5-8	62.5%	
GM FG%	17-51	33.3%	
3PT%	4-16	25.0%	
FT%	9-15	60.0%	

Dead Ball Rebounds: 5, 0

Technical Fouls: NONE

	BSU	GaTech
Biggest lead	30 (2nd 2:35)	5 (1st 16:38)
Best Scoring Run	13 (1st 8:27)	12 (2nd 0:16)
Lead Changes	3	
Times Tied	1	
Time with Lead	33:11	05:22

Points from	BSU	GaTech
Turnovers	22	16
Paint	26	20
Second Chance	1	6
Fast Breaks	4	10
Bench	21	15

Period by Period Scoring			
	1st	2nd	TOT
BSU	31	34	65
GaTech	15	32	47





# MISCELLANEOUS

## Starting Lineups

Game	Opponent	Result	C	F	G/F	G	G	Lineup#	Record
N5	at NC State	W, 82-81 (ot)	Banks III	Wright	Moore	Alvarado	Devoe	1	1-0
N11	ELON	W, 64-41	Banks III	Wright	Moore	Parham	Devoe	2	1-0
N20	at Georgia	L, 78-82	Banks III	Wright	Moore	Alvarado	Devoe	1	1-1
N25	ARKANSAS	L, 61-62 (ot)	Banks III	Wright	Moore	Parham	Devoe	2	1-1
D1	BETHUNE-COOKMAN	W, 68-65	Cole	Wright	Moore	Parham	Devoe	3	1-0
D4	NEBRASKA	W, 73-56	Cole	Wright	Moore	Parham	Devoe	3	2-0
D7	SYRACUSE	L, 63-97	Banks III	Wright	Moore	Parham	Devoe	2	1-2
D14	at Kentucky	L, 53-67	Banks III	Wright	Moore	Parham	Devoe	2	1-3
D18	BALL STATE	L, 47-65	Banks III	Wright	Moore	Usher	Devoe	4	0-1
D22	Boise State								
D23	Houston or Portland								
D25	Final round								
D31	at Florida State								
J4	at North Carolina								
J8	DUKE								
J11	at Boston College								
J15	NOTRE DAME								
J18	VIRGINIA								
J22	at Louisville								
J25	NC STATE								
J28	MOREHOUSE								
F1	at Notre Dame								
F4	VIRGINIA TECH								
F8	at Pittsburgh								
F12	LOUISVILLE								
F19	at Wake Forest								
F22	at Syracuse								
F25	CLEMSON								
F29	MIAMI								
M4	PITTSBURGH								
M6	at Clemson								

## Specialty Stats (GT/Opp)

Game	Opponent	Paint	OffTO	2ndCh	FBreak	Bench
N5	at NC State	36/28	17/15	6/10	27/15	7/20
N11	ELON	20/16	16/11	5/13	18/3	16/12
N20	at Georgia	36/30	17/18	13/11	13/13	17/11
N25	ARKANSAS	34/20	11/18	12/0	12/19	10/0
D1	BETHUNE-COOKMAN	38/30	15/15	8/16	6/4	12/7
D4	NEBRASKA	48/30	18/10	7/5	16/15	10/13
D7	SYRACUSE	26/24	21/20	12/13	10/21	12/12
D14	at Kentucky	32/26	14/16	5/11	6/10	9/12
D18	BALL STATE	20/26	16/22	6/1	10/4	15/21
D22	Boise State					
D23	Houston or Portland					
D25	Final round					
D31	at Florida State					
J4	at North Carolina					
J8	DUKE					
J11	at Boston College					
J15	NOTRE DAME					
J18	VIRGINIA					
J22	at Louisville					
J25	NC STATE					
J28	MOREHOUSE					
F1	at Notre Dame					
F4	VIRGINIA TECH					
F8	at Pittsburgh					
F12	LOUISVILLE					
F19	at Wake Forest					
F22	at Syracuse					
F25	CLEMSON					
F29	MIAMI					
M4	PITTSBURGH					
M6	at Clemson					

## Miscellaneous

	Opponent	Uniform Color	Tip	Large Lead	Large Deficit	Ties	Lead Changes	GT Led	Opp Led	Game Tied	1st GT Subs	On the Floor at the End
N5	at NC State	Gold	NCST	3	15	9	5	3:52	35:39	0:24	Parham, Price, Cole - 14:35-1st	Alvarado, Parham, Devoe, Moore, Banks III
N11	ELON	White	Elon	26	2	2	2	36:16	0:45	2:59	Cole, Price, Phillips - 14:25-1st	Boyd, Broadway, Rice, Medlock, James
N20	at Georgia	Navy	GT	8	16	5	3	10:24	24:39	4:57	Parham - 14:44-1st	Devoe, Parham, Price, Cole, Wright
N25	ARKANSAS	Gold	GT	3	9	5	9	3:15	32:08	9:37	Cole - 15:51-1st	Parham, Moore, Cole, Wright, Banks
D1	BETHUNE-COOKMAN	White	B-C	4	10	11	9	12:49	20:54	6:17	Price - 14:40-1st	Parham, Devoe, Moore, Wright, Banks
D4	NEBRASKA	White	GT	20	4	3	6	30:27	7:42	1:51	Price - 15:45-1st	Parham, Didenko, Price, Cole, Wright
D7	SYRACUSE	White	GT	2	37	-	3	0:37	39:01	0:22	Price - 16:06-1st	Parham, Devoe, Phillips, Price, Cole
D14	at Kentucky	Gold	GT	5	16	3	4	6:56	31:03	2:01	Price, Cole - 14:53-1st	Devoe, Price, Moore, Wright, Cole
D18	BALL STATE	White	GT	5	30	1	3	5:22	33:11	1:27	Parham - 16:16-1st	Parham, Phillips, Price, Cole, Banks
D22	Boise State											
D23	Houston or Portland											
D25	Final round											
D31	at Florida State											
J4	at North Carolina											
J8	DUKE											
J11	at Boston College											
J15	NOTRE DAME											
J18	VIRGINIA											
J22	at Louisville											
J25	NC STATE											
J28	MOREHOUSE											
F1	at Notre Dame											
F4	VIRGINIA TECH											
F8	at Pittsburgh											
F12	LOUISVILLE											
F19	at Wake Forest											
F22	at Syracuse											
F25	CLEMSON											
F29	MIAMI											
M4	PITTSBURGH											
M6	at Clemson											

## ROSTER AT-A-GLANCE

## NUMERICAL

No.	Name	Pos.	Ht.	Wt.	Cl.	Exp.	Hometown (High School/College)
0	Michael Devoe	G	6-5	193	So.	1VL	Orlando, Fla. (Montverde Academy)
1	James Banks III	F	6-10	250	Sr.	1VL	Decatur, Ga. (La Lumiere School [LaPorte, Ind.]/Texas)
2	Shembari Phillips	G	6-4	210	r-Sr.	1VL	Atlanta, Ga. (Wheeler HS/Tennessee)
3	Evan Cole	F	6-10	226	Jr.	2VL	Cumming, Ga. (South Forsyth HS)
4	Jordan Usher	G/F	6-7	220	Jr.	TR	Canton, Ga. (Wheeler HS/Southern California)
5	Moses Wright	F	6-9	230	Jr.	2VL	Raleigh, N.C. (William G. Enloe HS)
10	Jose Alvarado	G	6-0	179	Jr.	2VL	Brooklyn, N.Y. (Christ the King HS)
11	Bubba Parham	G	5-10	160	Jr.	TR	Snellville, Ga. (Brookwood HS/VMI)
12	Khalid Moore	F	6-7	203	So.	1VL	Briarwood, N.Y. (Archbishop Molloy HS)
13	Coleman Boyd	G	6-1	173	Fr.	HS	Smyrna, Ga. (Mt. Bethel Christian Academy)
14	David Didenko	F	6-9	232	So.	TR	Yakutsk, Russia (Boca Raton [Fla.] Community School/Palm Beach State)
23	Asanti Price	G	6-5	177	Fr.	HS	Columbia, S.C. (W.J. Keenan HS)
24	Jehloni James	F	6-6	180	Fr.	HS	Sugar Hill, Ga. (Lanier HS)
34	Niko Broadway	G	6-3	195	Fr.	HS	Atlanta, Ga. (St. Pius X HS)
35	Kristian Sjolund	F	6-8	213	So.	1VL	Kongsberg, Norway (Obra D. Tompkins HS [Katy, Texas])
45	Shaheed Medlock	G	6-5	196	Sr.	2VL	Waycross, Ga. (Ware County)
55	Malachi Rice	G	6-0	186	Jr.	2VL	Indianapolis, Ind. (Brebeuf Jesuit Preparatory School)

## ALPHABETICAL

No.	Name	Pos.	Ht.	Wt.	Cl.	Exp.	Hometown (High School/College)
10	Jose Alvarado	G	6-0	179	Jr.	2VL	Brooklyn, N.Y. (Christ the King HS)
1	James Banks III	F	6-10	250	Sr.	1VL	Decatur, Ga. (La Lumiere School [LaPorte, Ind.]/Texas)
13	Coleman Boyd	G	6-1	173	Fr.	HS	Smyrna, Ga. (Mt. Bethel Christian Academy)
34	Niko Broadway	G	6-3	195	Fr.	HS	Atlanta, Ga. (St. Pius X HS)
3	Evan Cole	F	6-10	226	Jr.	2VL	Cumming, Ga. (South Forsyth HS)
0	Michael Devoe	G	6-5	193	So.	1VL	Orlando, Fla. (Montverde Academy)
14	David Didenko	F	6-9	232	So.	TR	Yakutsk, Russia (Boca Raton [Fla.] Community School/Palm Beach State)
24	Jehloni James	F	6-6	180	Fr.	HS	Sugar Hill, Ga. (Lanier HS)
45	Shaheed Medlock	G	6-5	196	Sr.	2VL	Waycross, Ga. (Ware County)
12	Khalid Moore	F	6-7	203	So.	1VL	Briarwood, N.Y. (Archbishop Molloy HS)
11	Bubba Parham	G	5-10	160	Jr.	TR	Snellville, Ga. (Brookwood HS/VMI)
2	Shembari Phillips	G	6-4	210	r-Sr.	1VL	Atlanta, Ga. (Wheeler HS/Tennessee)
23	Asanti Price	G	6-5	177	Fr.	HS	Columbia, S.C. (W.J. Keenan HS)
55	Malachi Rice	G	6-0	186	Jr.	2VL	Indianapolis, Ind. (Brebeuf Jesuit Preparatory School)
35	Kristian Sjolund	F	6-8	213	So.	1VL	Kongsberg, Norway (Obra D. Tompkins HS [Katy, Texas])
4	Jordan Usher	G/F	6-7	220	Jr.	TR	Canton, Ga. (Wheeler HS/Southern California)
5	Moses Wright	F	6-9	230	Jr.	2VL	Raleigh, N.C. (William G. Enloe HS)

**Head Coach:** Josh Pastner (Arizona, 1997), 4th season

**Associate Head Coach:** Eric Reveno (Stanford, 1989), 4th season

**Assistant Coach:** Julian Swartz (Carroll College, 2005), 4th season

**Assistant Coach:** Anthony Wilkins (Kent State, 2013), 2nd season

**Director of Operations:** Tyler Benson (St. Bonaventure, 2009), 4th season

**Associate Director of Player Personnel:** B.J. Elder (Georgia Tech, 2014), 1st season

**Director of Scouting:** Hayden Sheridan (Arizona, 2016), 2nd season

**Player Development Coach:** Dr. Dan Taylor (Franklin Pierce, 2002), 4th season

**Athletic Trainer:** Richard Stewart (Salisbury, 2005), 13th season

## Pronunciations

Jose Alvarado	AL-vuh-ROD-oh
David Didenko	duh-DENK-oh
Khalid Moore	kuh-LEED
Bubba Parham	PAR-um
Shembari Phillips	shem-BAR-ee
Asanti Price	uh-SON-tee
Eric Reveno	REV-uh-no
Malachi Rice	MAL-uh-ky
Kristian Sjolund	SHO-lund

## BY CLASS

Freshmen: Coleman Boyd, Niko Broadway, Jehloni James, Asanti Price

Sophomores: Michael Devoe, David Didenko, Khalid Moore, Kristian Sjolund

Juniors: Jose Alvarado, Evan Cole, Bubba Parham, Malachi Rice, Jordan Usher, Moses Wright

Seniors: James Banks, Shaheed Medlock, Shembari Phillips (r)

## BY STATE/COUNTRY

Florida: Michael Devoe

Georgia: James Banks, Coleman Boyd, Niko Broadway, Evan Cole, Jehloni James, Shaheed Medlock, Bubba Parham, Shembari Phillips, Jordan Usher

Indiana: Malachi Rice

New York: Jose Alvarado, Khalid Moore

North Carolina: Moses Wright

Russia: David Didenko (by way of Florida)

South Carolina: Asanti Price

Texas: Kristian Sjolund

## BY BIRTHDATE

January 16, 1998 James Banks

January 30, 2000 David Didenko

March 6, 1999 Malachi Rice

March 21, 1997 Shembari Phillips

April 12, 1998 Jose Alvarado

May 11, 1999 Evan Cole

May 21, 1998 Jordan Usher

June 29, 2001 Jehloni James

July 29, 2000 Khalid Moore

September 10, 1999 Kristian Sjolund

October 24, 1999 Coeman Boyd

November 23, 1997 Bubba Parham

December 15, 2000 Niko Broadway

December 17, 1999 Michael Devoe

December 23, 1998 Moses Wright

## BY MAJOR

Aerospace Engineering: Jehloni James

Biology: Asanti Price

Business Administration: Coleman Boyd, Evan Cole, Michael Devoe, David Didenko, Shaheed Medlock, Khalid Moore, Malachi Rice, Kristian Sjolund, Jordan Usher, Moses Wright

History, Technology & Society: James Banks III, Bubba Parham, Shembari Phillips

Industrial Engineering: Niko Broadway

Literature, Media & Communication: Jose Alvarado

## BY HEIGHT

5-10 Bubba Parham

6-0 Jose Alvarado, Malachi Rice

6-1 Coleman Boyd

6-3 Niko Broadway

6-4 Shembari Phillips

6-5 Michael Devoe, Shaheed Medlock, Asanti Price

6-6 Jehloni James

6-7 Khalid Moore, Jordan Usher

6-8 Kristian Sjolund

6-9 David Didenko, Moses Wright

6-10 James Banks III, Evan Cole



## RADIO/TV ROSTER



**Jose Alvarado**  
G • 6-0 • Jr.

10



**James Banks**  
C • 6-10 • Sr.

1



**Coleman Boyd**  
G • 6-1 • So.

13



**Niko Broadway**  
G • 6-3 • Fr.

34




**Evan Cole**  
F • 6-10 • Jr.

3



**Michael Devoe**  
G • 6-5 • So.

0



**David Didenko**  
F • 6-9 • So.

14



**Jehloni James**  
F • 6-6 • Fr.

24



**Shaheed Medlock**  
G • 6-5 • Sr.

45



**Khalid Moore**  
F • 6-7 • So.

12



**Bubba Parham**  
G • 5-10 • Jr.

11



**Shembari Phillips**  
G • 6-4 • r-Sr.

2



**Asanti Price**  
G • 6-5 • Fr.

23



**Malachi Rice**  
G • 6-0 • Sr.

55



**Kristian Sjolund**  
F • 6-8 • So.

35



**Jordan Usher**  
G/F • 6-7 • Jr.

4



**Moses Wright**  
F • 6-9 • Jr.

5



**Josh Pastner**  
Head Coach



**Eric Reveno**  
Associate Head Coach



**Julian Swartz**  
Assistant Coach



**Anthony Wilkins**  
Assistant Coach



**Tyler Benson**  
Director of Operations



**B.J. Elder**  
Director of Player Personnel



**Hayden Sheridan**  
Director of Scouting

## RADIO/TV CHEAT SHEET



0

**MICHAEL DEVOE****Guard • 6-5 • 193 • Sophomore • Orlando, Fla.**

Yr	GP/GS	PPG	RPG	APG	FG%	3FG%	FT%
2019-20	9/9	18.4	3.8	3.3	.454	.452	.659
Season Highs		Pts: 34	Reb: 9	Ast: 7	Min: 42		
Last Game:	11 pts, 4-14 FG, 1-3 3pt, 4 reb in 32:35 vs. Ball State						



1

**JAMES BANKS III****Center • 6-10 • 250 • Senior • Decatur, Ga.**

Yr	GP/GS	PPG	RPG	BK/G	FG%	3FG%	FT%
2019-20	9/7	10.9	7.8	3.7	.471	.000	.667
Season Highs		Pts: 20	Reb: 14	Bk: 8	Min: 40		
Last Game:	13 pts, 4-9 FG, 9 reb, 2 blk in 31:43 vs. Ball State						



2

**SHEMBARI PHILLIPS****Guard • 6-4 • 210 • r-Senior • Atlanta, Ga.**

Yr	GP/GS	PPG	RPG	APG	FG%	3FG%	FT%
2019-20	7/0	1.3	0.0	0.7	.333	.375	.000
Season Highs		Pts: 6	Reb: 0	Ast: 2	Min: 13		
Last Game:	6 pts, 2-2 3pt, 1 ast in 9:23 vs. Ball State						



3

**EVAN COLE****Forward • 6-10 • 226 • Junior • Cumming, Ga.**

Yr	GP/GS	PPG	RPG	APG	FG%	3FG%	FT%
2019-20	9/2	5.1	4.1	0.3	.500	.250	.500
Season Highs		Pts: 9	Reb: 9	Ast: 2	Min: 23		
Last Game:	2 pts, 1-2 FG, 1 reb, 1 stl in 13:00 vs. Ball State						



4

**JORDAN USHER****Guard/Forward • 6-7 • 220 • Junior • Canton, Ga.**


Yr	GP/GS	PPG	RPG	APG	FG%	3FG%	FT%
2019-20	1/1	4.0	4.0	0.0	.143	.000	1.000
Season Highs		Pts: 4	Reb: 4	Ast: 0	Min: 19		
Last Game:	4 pts, 1-7 FG, 0-3 3pt, 2-2 FT, 4 reb in 18:54 vs. Ball State						



5

**MOSES WRIGHT****Forward • 6-9 • 230 • Junior • Raleigh, N.C.**

Yr	GP/GS	PPG	RPG	BK/G	FG%	3FG%	FT%
2019-20	9/9	11.1	8.0	1.3	.547	.200	.286
Season Highs		Pts: 18	Reb: 12	Bk: 3	Min: 38		
Last Game:	2 pts, 1-3 FG, 4 reb, 2 ast, 2 blk in 21:04 vs. Ball State						



10

**JOSE ALVARADO****Guard • 6-0 • 179 • Junior • Brooklyn, N.Y.**

Yr	GP/GS	PPG	RPG	APG	FG%	3FG%	FT%
2019-20	2/2	6.0	2.5	4.5	.294	.182	.000
Season Highs		Pts: 10	Reb: 3	Ast: 7	Min: 34		
Last Game:	DNP (ankle injury) vs. Ball State						



11

**BUBBA PARHAM****Guard • 5-10 • 160 • Junior • Snellville, Ga.**

Yr	GP/GS	PPG	RPG	APG	FG%	3FG%	FT%
2019-20	9/6	7.3	2.7	2.1	.369	.297	.875
Season Highs		Pts: 11	Reb: 6	Ast: 4	Min: 40		
Last Game:	7 pts, 3-7 FG, 1-3 3pt, 3 ast, 2 stl in 29:00 vs. Ball State						



12

**KHALID MOORE****Forward • 6-7 • 203 • Sophomore • Briarwood, N.Y.**

Yr	GP/GS	PPG	RPG	APG	FG%	3FG%	FT%
2019-20	9/9	6.3	4.2	2.8	.360	.333	.457
Season Highs		Pts: 11	Reb: 9	Ast: 6	Min: 39		
Last Game:	2 pts, 1-4 FG, 4 reb, 1 ast, 2 stl in 24:54 vs. Ball State						



14

**DAVID DIDENKO****Forward • 6-9 • 232 • Sophomore • Yakutsk, Russia**

Yr	GP/GS	PPG	RPG	APG	FG%	3FG%	FT%
2019-20	2/0	0.0	0.5	0.0	.000	.000	.000
Season Highs		Pts: 0	Reb: 1	Ast: 0	Min: 4		
Last Game:	DNP vs. Ball State						



23

**ASANTI PRICE****Guard • 6-5 • 177 • Freshman • Columbia, S.C.**

Yr	GP/GS	PPG	RPG	APG	FG%	3FG%	FT%
2019-20	9/0	3.2	2.7	0.8	.293	.115	.286
Season Highs		Pts: 6	Reb: 10	Ast: 2	Min: 25		
Last Game:	0 pts, 0-3 FG, 0-2 3pt, 1 reb, 2 stl in 19:27 vs. Ball State						



35

**KRISTIAN SJØLUND****Forward • 6-8 • 213 • Sophomore • Kongsberg, Norway**

Yr	GP/GS	PPG	RPG	APG	FG%	3FG%	FT%
2018-19	21/4	3.0	1.0	0.2	.357	.333	.800
Season Highs		Pts: na	Reb: na	Ast: na	Min: na		
Last Game:	DNP vs. Ball State						

**Notes**

- No. 6 in ACC in in scoring FG%, No. 2 in minutes
- 34 pts, 9 reb at Georgia both career highs, has matched or beaten career scoring high three times this season
- 21 career double-digit scoring games (15 as a freshman); five 20+ games this season
- 7.6 ppg, 8-of-37 FG, 2-of-13 3ptFG last 3 games

**Notes**

- Leads ACC in blocked shots (33 in 9 games, 3.67 pg), No. 4 in the nation
- ACC All-Defensive team in 2018-19; Tech's No. 2 scorer, top rebounder and shot-blocker
- Double-doubles in 10 games in his career, (20/13 at NC State, 20/14 vs. Arkansas, 12/10 vs. B-C this season)
- 7-foot, 5.35-inch wingspan

**Notes**

- Started first 6 games of last season, hit 32.6 percent from the floor, 4-22 on 3s; 55 mins last 10 games
- Played in 7 games off the bench this season, season-high 6 points vs. Ball State (2 3pt FG)
- Part-time starter in 2 seasons at Tennessee (64 games, 24 starts); attended Wheeler HS in Marietta, Ga.

**Notes**

- Worked all offseason in the post and is playing as backup to James Banks III
- Hitting 50 pct. from the floor this season, 5.2 ppg, 14-of-26 FG vs. power conference foes
- Averaging 14.9 minutes, started two games
- Stepmom is in Georgia Tech Sports Hall of Fame - softball pitcher Jessica Sallinger Cole

**Notes**

- Transfer from USC at mid-season last year, made GT debut vs Ball State on Dec. 18 (4 pts, 4 reb)
- Played in 48 games (4 starts) over season and a half at USC; 5.7 ppg, 2.4 rpg, 37.2% 3P FG
- Averaged 8.6 ppg, 3.7 rpg, 45.2% FG in 12 games in 2018-19
- Attended Wheeler HS in Marietta, Ga.

**Notes**

- 15.0 ppg, 10.0 rpg, 28-50 FG in 4-game stretch vs. Bethune-Cookman, Nebraska, Syracuse, Kentucky
- No. 3 in the ACC in FG%, No. 8 in rebound avg.
- Two double-doubles - Bethune-Cookman (12 pts, 12 reb, 6-8 FG), Kentucky (13 pts, 10 reb, 6-11 FG)
- Has 6-foot-11 wingspan, gained 25 pounds since freshman year

**Notes**

- Missed all or part of last 8 games due to right ankle injury (played 17:53 at Georgia)
- Led Tech in scoring, assists, steals (7th in ACC in steals) last season
- Has 35 assists and 11 turnovers over his last seven games dating back to last season
- Ironman guard who ranked 6th in ACC in average minutes vs. ACC teams (36.2)

**Notes**

- Averaged 8.4 ppg last 7 games (4 double-digit games), 10-30 3pt FG
- Transfer from VMI who made All-Southern Conference team in 2018-19, top SoCon freshman in 2017-18
- Led SoCon in scoring last season (21.4 ppg) while hitting 39.7% of his threes
- Career 37.1% shooter from behind the arc, 79.3% on FT

**Notes**

- Stat sheet stuffer who leads Tech in steals, No. 2 in assists, No. 3 in rebounding, No. 5 in scoring
- Last 2 games (Syracuse, Kentucky) - 9.0 ppg, 4.5 apg, 6-12 FG, 3-6 3pt FG
- Played in every ACC game as a freshman, 16.4 mpg; started 10 games overall; 48.2% FG
- Attended alma mater of legendary Tech guard Kenny Anderson, played on same AAU team as Jose Alvarado

**Notes**

- Transfer from Palm Beach State CC in Florida, has three years of eligibility at Tech (eligible immediately)
- Native of Yakutsk, Russia, emigrated to the United States in 2010, attended HS in Boca Raton
- Played 27 games last year for Palm Beach State, double figures three times
- Team went 21-9

**Notes**

- Averaging 19.0 minutes off the bench, 15 pts, 7 reb last 3 games combined
- Made 3-pt FG in OT that gave Tech its first lead of the game at NC State
- Signed with Tech in the spring after all-state senior year at Keenan HS in Columbia, S.C.
- Nicknamed "ASAP"

**Notes**

- Versatile HS player with international experience, has not played this season
- Played in 21 games, started 4 last season, averaged 8.0 ppg (11-of-30 3pt combined) in late 6-game stretch
- Born in Washington state, grew up on Kongsberg, Norway, played HS ball in Katy, Texas
- Played for Norway in 2015 FIBA U16 Championships, 2017 U18 Nordic Championship