



# 2019-20 GEORGIA TECH WOMEN'S BASKETBALL

Georgia Tech Athletic Association Communications & Public Relations • WBB Contact: Liz Ryan  
Office: 404-894-5445 • Cell: 404-431-9619 • Email: lryan@athletics.gatech.edu • @GTWBB

## 2019-20 SCHEDULE

**Overall:** 8-1 **ACC:** 0-0 **Streak:** W3

**Home:** 5-0 **Away:** 2-0 **Neutral:** 1-1

Oct. 30	CLAYTON STATE (Exh.)	W, 73-35
Nov. 5	HOUSTON	W, 69-38
Nov. 10	GRAMBLING STATE	W, 89-42
Nov. 17	at Georgia	W, 73-40
Nov. 20	GEORGIA STATE	W, 69-28
Nov. 28	vs. Seton Hall^	W, 79-54
Nov. 30	vs. Rutgers^	L, 46-43
Dec. 5	WISCONSIN#	W, 60-41
Dec. 8	at Kennesaw State	W, 63-47
Dec. 15	ETSU	W, 87-48
Dec. 20	vs. No. 11/12 Texas A&M	4 p.m.
Dec. 21	vs. Rice&	4 p.m.
Dec. 29	VIRGINIA*	2 p.m.
Jan. 2	MIAMI*	7 p.m.
Jan. 5	at Wake Forest*	Noon
Jan. 9	at Florida State*	7 p.m.
Jan. 12	CLEMSON*	2 p.m.
Jan. 16	at Syracuse*	7:30 p.m.
Jan. 19	BOSTON COLLEGE*	2 p.m.
Jan. 23	NORTH CAROLINA*	6 p.m.
Jan. 26	at Duke*	2 p.m.
Jan. 30	at Miami*	6 p.m.
Feb. 2	NOTRE DAME*	2 p.m.
Feb. 6	at Pittsburgh*	7 p.m.
Feb. 9	WAKE FOREST*	2 p.m.
Feb. 13	at Virginia Tech*	7 p.m.
Feb. 16	at NC State*	2 p.m.
Feb. 20	LOUISVILLE*	6 p.m.
Feb. 23	FLORIDA STATE*	4 p.m.
March 1	at Clemson*	2 p.m.
March 4-8	at ACC Tournament!	

### Home games in BOLD

^ - Junkanoo Jam (Bimini, Bahamas)

# - Big Ten/ACC Challenge

& - Coqui Classic (San Juan, Puerto Rico)

\* - ACC Conference Game

! - ACC Tournament (Greensboro, N.C.)

**Head Coach:** Nell Fortner

**Record at GT:** 8-1

**Season:** 1st

**GT vs. Texas A&M:** First Meeting

**Last meeting vs. Texas A&M:**

First Meeting



vs



**Georgia Tech**

(8-1, 0-0 ACC)

**No. 11 Texas A&M**

(9-1, 0-0 SEC)

**Head Coach:** Gary Blair

**Career Record:** 800-323 (35th)

**Record at School:** 392-160 (17th)

**Coch Blair vs GT:** 0-0

**Texas A&M vs. GT:** 0-0

**Last game:** 12/15/19

Texas A&M 72, Houston 43

## STARTING FIVE

1. Georgia Tech heads back to the Caribbean for the second time in two months and is set for the Coqui Classic. The Yellow Jackets open the tournament facing No. 11 Texas A&M on Friday before facing Rice on Saturday.

2. Georgia Tech and Texas A&M are meeting on the hardwood for the first time in program history. The Jackets will meet their second SEC opponent this season, having topped Georgia in early November.

3. The Yellow Jackets picked up their fifth home win of the season last weekend, rolling past ETSU, 87-48. Tech was led by Jasmine Carson and Lorela Cubaj, who both posted career-high scoring numbers in the victory.

4. Georgia Tech will play on neutral ground for the second time this season, having competed in the Junkanoo Jam over Thanksgiving. The Yellow Jackets went 1-1 in the tournament.

5. Three Yellow Jackets are averaging double-figure scoring numbers on the young season, led by Francesca Pan with a 14.9 points per game average. Jasmine Carson follows with 11.9 ppg, while Lorela Cubaj adds 11.2 points.



**Lorela Cubaj** notched her third double-double of the season against ETSU.

## SERIES HISTORY

Georgia Tech and Texas A&M are meeting for the first time on the hardwood in the Coqui Classic.

## LAST TIME OUT

Jasmine Carson and Lorela Cubaj helped lead Georgia Tech to a commanding victory over ETSU, 87-48, last Sunday.

Carson led all scorers with a career-high 26 points, while Cubaj notched her third double-double of the season and seventh of her career behind 20 points (career-high) and 11 rebounds. The Jackets dominated on the glass, winning the rebounding battle, 49-19, and shot 54.1 percent (33-61) from the field. Tech was fueled by three-pointers in the win, going 12-for-21 from three-point range led by Carson with a personal-best six treys (6-for-8 from long distance). Six different Yellow Jackets recorded an assist as Tech dished out 20 in the game and picked up 44 points off the bench.

## RETURNING TO PUERTO RICO

Georgia Tech is making its third appearance in Puerto Rico this week, competing in the Coqui Classic. The Jackets also visited Puerto Rico in 2011 (San Juan Shootout) and 2013 (Puerto Rico Classic), compiling a 1-3 record having picked up a win over UTEP in 2013. Tech has faced three ranked opponents in the Caribbean island, falling to then-No. 13/13 Rutgers and No. RV/18 Green Bay in 2011, and No. 13/16 Oklahoma State in 2013.

## CARSON DOMINATING OFFENSIVELY

Sophomore Jasmine Carson has opened her sophomore campaign in style, having recorded four games in double-figures, and topping her career-high in scoring three times on the season. Carson ignited the Tech offense against Georgia State, dropping 21 points in the victory, connecting on eight field goals and going 4-for-5 from three-point range. It marked her first 20-plus point outing of her career.

She topped her career-high in scoring again, dropping 26 points against ETSU, going 10-for-15 from the field including a 6-for-8 performance from three-point distance.

PROBABLY STARTERS (BASED ON LAST GAME)					GP-GS	PPG	RPG	MPG	NOTES
13	F	Lorela Cubaj (Jr., 6-4, Terni, Italy)			9-9	11.2	9.8	32.0	Leads Tech on the glass with a 9.8 rpg average
20	C	Nerea Hermosa (Fr., 6-5, Vitoria, Spain)			9-9	8.0	5.4	23.8	Scored 15 points against Grambling State
31	G	Lotta-Maj Lahtinen (So., 5-7, Helsinki, Finland)			9-9	9.9	5.1	29.9	Scored career-high 18 points at Kennesaw State
33	G	Francesca Pan (Sr., 6-1, Bassano del Grappa, Italy)			9-9	14.9	4.9	30.2	Lead's Tech in scoring, averaging 14.9 points
41	G	Kierra Fletcher (Jr., 5-9, Warren, Mich.)			9-9	8.8	6.2	31.6	Lead's Tech with 39 assists
OFF THE BENCH									
00	F	Daijah Jefferson (r-So., 6-2, Hopewell, Va.)			8-0	2.1	1.3	6.5	Added six points and three rebounds against Grambling State
2	G	Jasmine Carson (So., 5-10, Memphis, Tenn.)			9-0	11.9	3.0	22.8	Scored career-high 26 points against ETSU
3	G	Sarah Bates (r-So., 5-9, Fresno, Calif.)			8-0	1.9	0.6	6.6	Made debut as a Yellow Jacket against Houston
4	F	Anne Diouf (r-Jr., 6-4, Dakar, Senegal)			8-0	1.6	4.9	14.1	Pulled down 39 rebounds combined in Tech's games
12	G	Kondalia Montgomery (So., 5-7, Tacoma, Wash.)			9-0	0.6	0.2	5.6	Recorded a steal and three assists in Tech's first games
21	F/C	Ronni Nwora (Fr., 6-2, Buffalo, N.Y.)							
24	G	Chanin Scott (Sr., 6-0, Charlotte, N.C.)							

## QUICK FACTS

## GENERAL

Full Name: ..... Georgia Institute of Technology  
 Location: ..... Atlanta, Ga.  
 Founded: ..... 1885  
 Enrollment: ..... 32,700  
 Nicknames: ..... Ramblin' Wreck, Yellow Jackets  
 Colors: ..... Old Gold and White  
 Arena (Cap.): ..... McCamish Pavilion (8,600)  
 President: ..... Dr. Ángel Cabrera  
 Athletics Director: ..... Todd Stansbury  
 Faculty Ath. Representative: ..... Dr. Charles L. Isbell, Jr.  
 Sport Administrator: ..... Joeleen Akin

## COACHING STAFF

Head Coach: ..... Nell Fortner  
 Years at Tech: ..... 1st  
 Twitter: ..... @NellOnWheels  
 Career Record: ..... 170-118 (.581)  
 Record at Tech: ..... 8-1 (1st)  
 Alma Mater: ..... Texas, 1982  
 Assistant Coaches: ..... Tasha Butts, Blanche Alverson,  
 ..... Brandy Manning  
 Director of WBB Ops: ..... Ashlee Villarreal

## TEAM INFORMATION

2018-19 Overall Record: ..... 17-13  
 2018-19 ACC Record: ..... 7-9  
 2018-19 Home Record: ..... 11-3  
 2018-19 Road Record: ..... 3-8  
 2018-19 Neutral Record: ..... 3-2  
 Letterwinners R/L: ..... 9/4  
 Starters R/L: ..... 3/2  
 Newcomers ..... 3

## HISTORY

First Year: ..... 1974-75 (46th season)  
 Overall Record: ..... 694-632 (.521)  
 ACC Record: ..... 208-364 (.364)  
 ACC Tournament Record: ..... 18-40  
 Postseason Record: ..... 21-24 (NCAA, WNIT & AIAW)  
 NCAA Appearances/Last: ..... 9, 2014  
 NCAA Tournament Record: ..... 5-9  
 WNIT Record: ..... 14-7  
 All-Time Home Record: ..... 374-212  
 All-Time Road Record: ..... 170-282  
 All-Time Neutral Record: ..... 80-80

## ATHLETIC COMMUNICATIONS &amp; PUBLIC RELATIONS

WBB Contact: ..... Liz Ryan  
 Email: ..... lryan@athletics.gatech.edu  
 Phone: ..... 404-894-5445  
 Cell Phone: ..... 404-431-9619  
 Press Row: ..... 404-894-5458  
 Website: ..... www.ramblinwreck.com

**It is incorrect to call it "Georgia Tech University."**

**Officially, it's The Georgia Institute of Technology.  
 But just call us "Georgia Tech."**

## 2019-20 GEORGIA TECH WOMEN'S BASKETBALL ROSTER

## Numerical

No.	Name	YR	HT	POS	Hometown	High School/Previous School
00	Daijah Jefferson	r-So.	6-2	F	Hopewell, Va.	Hopewell
2	Jasmine Carson	So.	5-10	G	Memphis, Tenn.	McEachern Powder Springs
3	Sarah Bates	r-So.	5-9	G	Fresno, Calif.	Clovis West/Kansas State
4	Anne Diouf	r-Jr.	6-4	F	Dakar, Senegal	IMG Academy
12	Kondalia Montgomery	So.	5-7	G	Tacoma, Wash.	Lincoln
13	Lorela Cubaj	Jr.	6-4	F	Terni, Italy	Istituto Paritario G. Parini
20	Nerea Hermosa	Fr.	6-5	C	Vitoria, Spain	IES Joaquim Blume
21	Ronni Nwora	Fr.	6-2	F/C	Buffalo, N.Y.	The Park School of Buffalo
24	Chanin Scott	Sr.	6-0	G	Charlotte, N.C.	Myers Park
31	Lotta-Maj Lahtinen	So.	5-7	G	Helsinki, Finland	Makelanrinne Sports
33	Francesca Pan	Sr.	6-1	G	Bassano del Grappa, Italy	Istituto G. Parini Mestre
41	Kierra Fletcher	Jr.	5-9	G	Warren, Mich.	Warren Cousino

## Alphabetical

No.	Name	YR	HT	POS	Hometown	High School/Previous School
3	Sarah Bates	r-So.	5-9	G	Fresno, Calif.	Clovis West/Kansas State
2	Jasmine Carson	So.	5-10	G	Memphis, Tenn.	McEachern Powder Springs
13	Lorela Cubaj	Jr.	6-4	F	Terni, Italy	Istituto Paritario G. Parini
4	Anne Diouf	r-Jr.	6-4	F	Dakar, Senegal	IMG Academy
41	Kierra Fletcher	Jr.	5-9	G	Warren, Mich.	Warren Cousino
20	Nerea Hermosa	Fr.	6-5	C	Vitoria, Spain	IES Joaquim Blume
5	Daijah Jefferson	r-So.	6-2	F	Hopewell, Va.	Hopewell
31	Lotta-Maj Lahtinen	So.	5-7	G	Helsinki, Finland	Makelanrinne Sports
12	Kondalia Montgomery	So.	5-7	G	Tacoma, Wash.	Lincoln
22	Ronni Nwora	Fr.	6-2	F/C	Buffalo, N.Y.	The Park School of Buffalo
33	Francesca Pan	Sr.	6-1	G	Bassano del Grappa, Italy	Istituto G. Parini Mestre
24	Chanin Scott	Sr.	6-0	G	Charlotte, N.C.	Myers Park

**Head Coach:** Nell Fortner (Texas, 1982), 1st season

**Assistant Coach:** Tasha Butts (Tennessee, 2004), 1st season

**Assistant Coach:** Blanche Alverson (Auburn, 2013), 1st season

**Assistant Coach:** Brandy Manning (Clark Atlanta, 2002), 1st season

**Chief of Staff:** Mickie DeMoss (Louisiana Tech, 1977)

**Director of Operations:** Ashlee Villarreal (Texas Tech, 2017)

**Assistant Director of Operations:** Brittini Oliver (Tusculum College, 2011)

**Director of Video:** Sydney Durrah (Maryland, 2015)

**Recruiting Operations:** Cortnee Walton (Louisville, 2015)

**Athletic Trainer:** Rachel Matthews

**Player Development Coach:** Yolanda Berryhill

## HOW TO SAY IT

Lorela Cubaj	low-rell-UH coo-BYE	Ronni Nwora	WOR-uh ('N' is silent)
Anne Diouf	ON Dioof	Francesca Pan	Pawn
Nerea Hermosa	nu-RAY-uh her-MOS-a		
Daijah Jefferson	day-JUH		
Lotta-Maj Lahtinen	LOW-tah MY LAW-tin-in		

## BY CLASS:

Seniors (2): Francesca Pan, Chanin Scott  
 Juniors (3): Lorela Cubaj, Anne Diouf, Kierra Fletcher  
 Sophomores (5): Sarah Bates, Jasmine Carson, Daijah Jefferson, Lotta-Maj Lahtinen, Kondalia Montgomery  
 Freshman (2): Nerea Hermosa, Ronni Nwora

## BY STATE/COUNTRY:

California: Sarah Bates  
 Finland: Lotta-Maj Lahtinen  
 Italy: Francesca Pan, Lorela Cubaj  
 Michigan: Kierra Fletcher  
 New York: Ronni Nwora  
 North Carolina: Chanin Scott  
 Senegal: Anne Diouf  
 Spain: Nerea Hermosa  
 Tennessee: Jasmine Carson  
 Virginia: Daijah Jefferson  
 Washington: Kondalia Montgomery

## BY POSITION:

Guards: Sarah Bates, Jasmine Carson, Kierra Fletcher, Lotta-Maj Lahtinen, Kondalia Montgomery, Francesca Pan, Chanin Scott  
 Forwards: Lorela Cubaj, Anne Diouf, Daijah Jefferson, Ronni Nwora  
 Center: Nerea Hermosa

## SERIES HISTORY

**Overall:** First Meeting  
**Current Streak:** First Meeting  
**Home Games:** First Meeting  
**Last:** First Meeting  
**Away Games:** First Meeting  
**Last:** First Meeting  
**Neutral Sites:** First Meeting  
**Last Meeting:** First Meeting

## LAST MEETINGS VS. TEXAS A&M

First Meeting

## TEAM COMPARISON



Record . . . . . 8-1  
 Conference Record . . . . . 0-0  
 Points per game. . . . . 70.2  
 Scoring Margin . . . . . +27.6  
 FG Percentage. . . . . .440  
 3-pt FG Percentage . . . . .375  
 3-pt FG Made Per Game . . . 6.3  
 FT Percentage . . . . . .651  
 Rebounds per game. . . . 44.0  
 Rebounding Margin . . . +14.9  
 Assists Per Game. . . . . 15.9  
 Turnovers Per Game. . . . 13.1  
 Turnover Margin. . . . . +4.3  
 Steals Per Game . . . . . 7.4  
 Blocks Per Game . . . . . 4.1



Record . . . . . 9-1  
 Conference Record . . . . 0-0  
 Points per game. . . . . 72.3  
 Scoring Margin . . . . . +16.8  
 FG Percentage. . . . . .448  
 3-pt FG Percentage . . . . .311  
 3-pt FG Made Per Game . . . 3.8  
 FT Percentage . . . . . .691  
 Rebounds per game. . . . 44.1  
 Rebounding Margin . . . +11.3  
 Assists Per Game. . . . . 16.1  
 Turnovers Per Game. . . . 14.4  
 Turnover Margin. . . . . +2.5  
 Steals Per Game . . . . . 8.7  
 Blocks Per Game . . . . . 3.8

## TOP STAT LEADERS

### POINTS

Francesca Pan, Sr., G  
 • 14.9 ppg

### REBOUNDS

Lorela Cubaj, Jr., F  
 • 9.8 rpg

### ASSISTS

Kierra Fletcher, Jr., G  
 • 4.3 apg

### STEALS

Lorela Cubaj, Jr., F  
 • 1.6 spg

### POINTS

Chennedy Carter, Jr., G  
 • 22.7 ppg

### REBOUNDS

N'dea Jones, Jr., F  
 • 9.9 rpg

### ASSISTS

Shambria Washington, Sr., G  
 • 4.8 apg

### STEALS

Chennedy Carter, Jr., G  
 • 2.5 spg

## CONQUERING THE STATE

Georgia Tech completed the sweep of state of Georgia opponents with a road win at Kennesaw State. The Yellow Jackets have also picked up victories at Georgia and over Georgia State, marking the fifth time Tech has swept in-state opponents (GSU, KSU, UGA) - 2008, 2010, 2016, 2018 and 2019.

## DOUBLE-TROUBLE

Junior Lorela Cubaj picked up her third double-double of the season on a career-night against ETSU (12/15). Cubaj collected the double-double with a career-high 20 points and 11 rebounds. She also recorded double-doubles against Georgia State (11/20) and Seton Hall (11/28). She boasts seven double-doubles in her career.

Cubaj has pulled down double-figure rebounds in five of the last six games, including a stretch of four-straight. She has led the Jackets on the glass in eight games this season and posted four games in double-figure scoring numbers.

## LAHTINEN SHINES

Sophomore Lotta-Maj Lahtinen has opened the season with a strong showing, breaking her career-high in scoring twice. Lahtinen most recently set a personal-best, scoring 18 points at Kennesaw State to help the Yellow Jackets pick up the road win. She hit a career-high four three-pointers, while tying her career-best seven field goals and pulling down nine rebounds to set a personal-high. With the performance, she is second on the team in scoring, averaging 10.4 ppg.

## JUNKANOO JAM ALL-TOURNAMENT TEAM

Junior forward Lorela Cubaj was named to the Junkanoo Jam All-Tournament team after posting a successful tournament. Cubaj finished the tournament with 24 rebounds, 22 points, nine assists, four steals and two blocks. She led the team in rebounding, averaging 12.0 rebounds per game and finished third in scoring. Against Seton Hall, Cubaj nearly missed a triple-double with 16 points, 12 rebounds and seven assists (second double-double of the season). She recorded her third-straight game with double-figure rebounds in the championship against Rutgers, pulling down 12 rebounds. Cubaj is averaging a double-double on the season (10.7 pts, 10.2 rbs).

## TECH FOR THREE!

Twice this season, Georgia Tech has connected on 12 three-pointers. The first was Tech's win at Georgia (11/17) when five different Yellow Jackets recorded a three-pointer. The Yellow Jackets also recorded 12 treys against ETSU (12/15), also with five Jackets hitting a triple.

The 12 three-pointers marked the sixth and seventh times in program history Tech has hit 12 or more treys in a game. The all-time record is 14 three-pointers (vs. App State, 12/11/16), followed by 13 three-pointers twice and three times sinking 12.

## VICTORY TO REMEMBER

Tech's first true road game of the season proved to be one for the record books as the Yellow Jackets recorded their first-ever win at Georgia on Nov. 17. The Jackets were 0-17 when competing in Athens entering the contest, snapping the streak. With the win, Tech has now won three of the past four meetings between the in-state rivals. The Jackets were held without a field goal in the opening eight minutes of the game and fell into a 13-1 deficit, but Tech remained confident and outscored the Lady Bulldogs, 72-27 over the remainder of the game.

## MAKING HISTORY

In Tech's game against Grambling State, the Yellow Jackets recorded just five turnovers in the outing, which marked a program record for lowest turnovers in a game. The previous record was six turnovers, recorded three times, most recently

## ACC PRESEASON PREDICTIONS

### 2019-20 Predicted Order of Finish

#### Blue Ribbon Panel

1. Louisville (34)
2. NC State (8)
3. Florida State (3)
4. Notre Dame (4)
5. Miami
6. Syracuse
7. Duke
8. Clemson
9. North Carolina
10. Virginia Tech
11. Virginia
12. Georgia Tech
13. Boston College
14. Pitt
15. Wake Forest

#### Coaches

1. Louisville (13)
2. NC State (2)
3. Florida State
4. Miami
5. Notre Dame
6. Syracuse
7. Duke
8. Clemson
9. North Carolina
10. Virginia Tech
11. Georgia Tech
12. Virginia
13. Boston College
14. Pitt
15. Wake Forest

### Blue Ribbon Panel Preseason Player of the Year

Beatrice Mompremier - Miami

### Coaches Preseason Player of the Year

Beatrice Mompremier - Miami

### 2019-20 Blue Ribbon Panel Preseason All-ACC Team

Kobi Thornton - Clemson  
 Haley Gorecki - Duke  
 Nicki Ekhomu - Florida State  
 Kiah Gillespie - Florida State  
 Elizabeth Balogun - Louisville  
 Dana Evans - Louisville  
 Beatrice Mompremier - Miami  
 Elissa Cunane - NC State  
 Janelle Bailey - North Carolina  
 Jocelyn Willoughby - Virginia

### 2019-20 Coaches Preseason All-ACC Team

Kobi Thornton - Clemson  
 Haley Gorecki - Duke  
 Nicki Ekhomu - Florida State  
 Kiah Gillespie - Florida State  
 Elizabeth Balogun - Louisville  
 Beatrice Mompremier - Miami  
 Elissa Cunane - NC State  
 Aislinn Konig - NC State  
 Janelle Bailey - North Carolina  
 Jocelyn Willoughby - Virginia

### 2019-20 Blue Ribbon Panel Newcomer Watch List

River Baldwin - Florida State  
 Nyah Green - Louisville  
 Jakia Brown-Turner - NC State  
 Sam Brunelle - Notre Dame  
 Anaya Peoples - Notre Dame

### 2019-20 Coaches Newcomer Watch List

River Baldwin - Florida State  
 Nyah Green - Louisville  
 Jakia Brown-Turner - NC State  
 Sam Brunelle - Notre Dame  
 Anaya Peoples - Notre Dame

against Davidson on Dec. 2, 2003.

## SCORING DEFENSE

In Tech's first two games (Houston and Grambling State), the Jackets held their opponents to a combined four points in the second quarter (one field goal, two free throws).

In its season-opener, Georgia Tech held Houston to just one point in the second quarter, a free throw early in the frame. The Cougars shot 31.3 percent from the field for the game. Grambling State scored three points in the second quarter, hitting a free throw and field goal. The Tigers shot 33.3 percent for the game.

With Tech's strong start to the season, it ranks first in scoring defense in the ACC, allowing 42.7 points per game. It ranks 11th in scoring offense, averaging 70.2 points per game.

Nationally, Tech ranks first in scoring defense, fourth in rebound margin, seventh in scoring margin, third in three-point FG defense and eighth in FG percentage defense, out of 348



## TOP 25 POLLS

### ASSOCIATED PRESS

- 1 Stanford
- 2 UConn
- 3 Oregon
- 4 Oregon State
- 5 South Carolina
- 6 Louisville**
- 7 Baylor
- 8 Florida State**
- 9 NC State**
- 10 UCLA
- 11 Texas A&M**
- 12 Indiana
- 13 Maryland
- 14 Kentucky
- 15 Mississippi State
- 16 DePaul
- 17 Gonzaga
- 18 Arizona
- 19 Michigan State
- 20 Missouri State
- 21 Arkansas
- 22 West Virginia
- 23 Tennessee
- 24 Michigan
- 25 South Dakota

### USA TODAY COACHES

- 1 Stanford
- 2 UConn
- 3 Oregon
- 4 Oregon State
- 5 Baylor
- 6 South Carolina
- 7 Louisville**
- 8 Florida State**
- 9 NC State**
- 10 UCLA
- 11 Maryland
- 12 Texas A&M**
- 13 Kentucky
- 14 Indiana
- 15 Mississippi State
- 16 DePaul
- 17 Missouri State
- 18 Gonzaga
- 19 Arizona
- 20 Arkansas
- 21 South Dakota
- 22 Michigan
- 23 Michigan State
- 24 Tennessee
- 25 West Virginia

**Bold = 2019-20 Opponent**

## WINS AGAINST RANKED FOES

Jan. 6, 1987	#13 Maryland	H	81-80 (OT)
Jan. 21, 1989	#13 Virginia	H	105-80
Jan. 2, 1990	#6 NC State	H	79-78
Jan. 18, 1990	#15 Maryland	H	70-68
Jan. 17, 1992	#16 NC State	H	83-72
Feb. 4, 1992	at #18 Clemson	A	59-57
March 7, 1992	vs. #4 Maryland	N	68-67
March 8, 1992	vs. #18 Clemson	N	74-73
Jan. 15, 1993	#15 North Carolina	H	73-63
Jan. 25, 1996	#18 Clemson	H	55-38
Feb. 25, 1996	at #17 Clemson	A	72-62
Jan. 5, 1997	#7 NC State	H	73-72
Feb. 13, 1997	#9 Virginia	H	72-60
Dec. 6, 1997	#9 Virginia	H	84-65
Dec. 5, 1998	at #17/14 NC State	A	74-73
Jan. 24, 1999	#7/6 North Carolina	H	91-84
Jan. 13, 2000	#15/12 North Carolina	H	55-44
Feb. 24, 2000	at #14/11 NC State	A	69-52
March 4, 2000	vs. #15/14 NC State	N	71-62
Jan. 7, 2001	#25 Virginia	H	70-65
Feb. 8, 2001	at #24 Virginia	A	87-70
Jan. 17, 2002	at #17/15 North Carolina	A	81-62
Dec. 27, 2002	vs. #24/22 Georgia	N	55-49
Dec. 3, 2004	#6/6 Georgia	H	55-49
Feb. 1, 2007	#4/4 Maryland	H	77-72
Dec. 3, 2008	#21/24 Michigan St.	H	70-57
Jan. 22, 2009	#2/3 North Carolina	H	66-62
March 1, 2009	#22/19 Virginia	H	74-66
Dec. 5, 2010	#21/22 Georgia	H	69-53
Jan. 6, 2011	#8/8 North Carolina	H	71-70
Feb. 24, 2011	at #13/16 North Carolina	A	64-57
March 4, 2011	vs. #13/15 Maryland	N	70-64
Feb. 12, 2012	at #23/RV North Carolina	A	56-64
March 20, 2012	vs. #17/16 Georgetown	N	76-64
Feb. 6, 2014	#13/11 North Carolina	H	94-91
Feb. 26, 2015	#16/17 Duke	H	71-62
Jan. 15, 2017	#24 Syracuse	H	75-66
Nov. 18, 2018	#14 Georgia	H	63-53
Jan. 20, 2019	#12/12 Syracuse	H	65-55

### LAST WIN VS. RANKED OPPONENT

Tech's last win against a ranked opponent came vs. No. 12 Syracuse, 65-55, on Jan. 20, 2019 in McCamish Pavilion. Tech has taken two of the last three games against the Orange. Syracuse was nationally-ranked in both Tech victories.

### ACC PREDICTIONS

In the ACC Preseason polls, Georgia Tech was picked to finish 11th by the league's head coaches and 12th by the Blue Ribbon Panel. Louisville was the preseason favorite in both polls.

programs.

### ON THE GLASS

In Tech's first nine games, the Yellow Jackets have averaged 44.0 rebounds per game, paced by Lorela Cubaj's 9.8 rpg average. Kierra Fletcher follows Cubaj with 6.2 rpg. Tech ranks fourth in the ACC in rebounding offense, first in defense, allowing 29.1 rpg by its opponents, second in rebounding margin (+14.9), and ninth in offensive rpg (14.3).

### NEW ERA

Georgia Tech begins a new era of women's basketball under head coach Nell Fortner who was hired as the sixth head coach in program history on April 9. One of the most successful coaches in women's basketball history, Fortner has led programs at all levels including collegiate, professional and international stages. Fortner has led teams to Big Ten and Southeastern Conference championships and won three gold medals on the international stage, including the gold medal at the 2000 Summer Olympics in Sydney, Australia.

At the collegiate level, Fortner enters her 10th season as a head coach having led the helm at Purdue (one season) and Auburn (eight seasons).

### APPROACHING A MILESTONE

The team's leading returning scorer from last season, senior Francesca Pan became the 31st player in Georgia Tech women's basketball program history to score 1,000-career points last season. Returning to The Flats for her final campaign this season, Pan is approaching another milestone as the Italian native needs to make 52 three-pointers to tie the all-time career three-point leader. Chioma Nnamaka owns the program record having recorded 269 three-pointers from 2005-08. Pan currently sits fourth all-time with 217 career three-pointers.

### BE ON THE LOOKOUT

Senior Francesca Pan was one of 20 candidates tabbed to the 2020 Cheryl Miller Award watch list by the Naismith Memorial Basketball Hall of Fame and the WBCA. The award recognizes the top small forwards in women's NCAA Division I college basketball. It marks the second year Pan was named to the Watch List as the Jacket was placed on it as a junior.

### WHAT RETURNS

Georgia Tech returns nine letterwinners from last season's squad and welcomes three newcomers. The Jackets return 59 percent of its scoring from last season and 59 percent of its rebounding.

### WHAT'S NEW?

Even though Tech returns the core of its roster from last season, the Jackets welcomed three newcomers to the squad.

**Sarah Bates** - A 5-9 redshirt-sophomore guard from Fresno, Calif., Bates redshirted last season at Kansas State and will have three years of eligibility remaining on The Flats. She was granted immediate eligibility from NCAA for this season. Due to NCAA transfer rules, Bates sat out last season at Kansas State after transferring from UC Santa Barbara where she played her freshman season (2017-18). During her inaugural collegiate season, Bates played in 29 games with 25 starts for the Gauchos and averaged 10.9 points per game, ranking 14th in the Big West Conference in scoring. Against Big West opponents, Bates averaged 13.1 points per game to rank 13th in the league in scoring. She shot 41.2 percent from three-point range, going 61-for-148 to lead UC Santa Barbara and rank fourth in the Big West in three-point field goals made. She finished the season with 82 assists, 69 rebounds, 17 steals and 16 double-figure scoring games, including four games with 20 or more points. She opened

her collegiate career scoring 25 points at Northern Arizona and matched her season-high again at UC Davis later in the season.

**Nerea Hermosa** - Member of Spain's National Team...First participated with the National Team with the U14 team, playing in the BAM International Tournament in Slovenia...Earned MVP in round seven for her 27-point, seven-rebound performance against Barca-CBS...Competed in U16 European Championship when Spain finished fifth...Averaged 4.8 points and 3.0 rebounds per game during the tournament...Played with U17 Spanish National Team in World Cup in Belarus...Averaged 10.1 points, 8.7 rebounds and 1.0 blocks per game as Spain finished fifth...Ranked No. 5 international recruit by Prospects Nation, No. 6 by Go Global and No. 15 international ranking by Collegiate Girls Basketball Report when she signed with Georgia Tech.

**Ronni Nwora** - Multi-sport athlete at The Park School of Buffalo, competing in basketball, soccer and tennis...Basketball team captain all four years...Twice named the Monseigneur Martin second team (2016-18) award by Monseigneur Martin Class B league...Earned Monseigneur Martin first team

## CAREER DOUBLE-DOUBLES

### LORELA CUBAJ - 7

17 pts, 13 rebs vs. Bethune-Cookman - 3/15/18  
13 pts, 12 rebs vs. Wofford - 12/30/18  
13 pts, 11 rebs vs. Duke - 1/10/18  
17 pts, 12 rebs at UNC - 1/31/19  
12 pts, 12 rebs vs. Georgia State - 11/20/19  
16 pts, 12 rebs vs. Seton Hall - 11/28/19  
20 pts, 11 rebs vs. ETSU - 12/15/19

### CHANIN SCOTT - 3

11 pts, 10 rebs. vs. North Carolina - 3/7/19  
16 pts, 13 rebs. at Princeton - 11/19/17  
13 pts, 11 rebs. vs. Georgia State - 12/3/16

### KIERRA FLETCHER - 2

11 pts, 14 rebs. vs. Seton Hall - 12/20/18  
13 pts, 11 rebs vs. Clemson - 2/21/19

### FRANCESCA PAN - 1

11 pts, 10 rebs vs. Syracuse - 1/20/19

## LARGEST HOME CROWDS

1.	11/21/10	#1/1 UConn	L, 71-51	7,325
2.	2/8/95	#11/11 UNC	L, 84-62	6,621
3.	12/5/08	Georgia	W, 57-42	6,212
4.	2/7/99	#9/11 Duke	L, 74-73	6,058
5.	11/11/12	#20/16 Tenn.	L, 54-71	5,517
6.	1/23/93	#10 Virginia	L, 107-81	4,158
7.	2/21/93	Wake Forest	W, 85-72	4,136
8.	2/16/03	Virginia	L, 56-54	4,044
9.	1/26/02	Clemson	W, 83-78	3,965
10.	12/13/09	MVSU	W, 89-41	3,864
11.	1/20/96	#7/7 Virginia	L, 79-58	3,849
12.	1/8/04	#1/2 Duke	L, 45-77	3,833
13.	2/11/96	Wake Forest	W, 75-65	3,827
14.	2/18/99	#17/17 Virginia	L, 73-86	3,812
15.	1/13/03	#1/1 Duke	L, 59-79	3,592
16.	1/9/00	#14/10 Duke	L, 45-64	3,512
17.	2/27/94	Duke	W, 64-56	3,385
18.	2/10/08	#3/3 UNC	L, 61-75	3,257

## ACC WEEKLY HONORS

### 2019-20 ACC Player and Freshman of the Week

#### Week 1 -Nov. 11

Player: Jocelyn Willoughby, Virginia  
Freshman: Elizabeth Kitley, Virginia Tech

#### Week 2- Nov. 18

Player: Nausia Woolfolk, Florida State  
Co-Freshman: Malu Tshitenge, North Carolina

#### Week 3- Nov. 26

Player: Haley Gorecki, Duke & Beatrice Mompremier, Miami  
Freshman: Kylie Komegay-Lucas, Virginia

#### Week 4 - Dec. 2

Player: Dana Evans, Louisville  
Freshman: Anaya Peoples, Notre Dame

#### Week 5- Dec. 9

Player: Kiah Gillespie, Florida State  
Freshman: Amber Brown, Pitt

#### Week 6- Dec. 16

Player: Elissa Cunane, NC State  
Freshman: Sam Brunelle, Notre Dame

#### Week 7-

Player:  
Freshman:

#### Week 8 -

Player:  
Freshman:

#### Week 9 -

Co-Player:  
Freshman:

#### Week 10 -

Player:  
Freshman:

#### Week 11 -

Player:  
Freshman:

#### Week 12-

Player:  
Freshman:

#### Week 13 -

Player:  
Freshman:

#### Week 14 -

Player:  
Freshman:

#### Week 15 -

Player:  
Freshman:

honors in 2018-19... Scored 1,000 career points during her senior year... Tabbed the school's Female Scholar Athlete of the Year in 2018-19... Earned Monseignor Martin second team accolades in soccer.

## COMPETITION AWAITS

The Yellow Jackets have a competitive 2019-20 schedule ahead of them as they have the potential to face 15 teams that reached postseason play last season, nine from the ACC. Eleven teams reached the NCAA Tournament last season including Rutgers (Junkanoo Jam), Texas A&M and Rice in non-conference action, and Miami, Florida State, Clemson, Syracuse, North Carolina, Notre Dame, NC State and Louisville in league play. Three teams competed in the WNIT: Houston, Seton Hall and Virginia Tech.

## HOME SWEET HOME

All time, the Yellow Jackets are 372-211 (.620) when play-

ing at home. The Jackets have won the last six-consecutive home openers dating back to the 2012-13 season.

## ALL OVER THE WORLD

Georgia Tech's roster boasts players from seven different states and four different countries. Senior Francesca Pan (Bassano del Grappa, Italy), juniors Anne Francoise Diouf (Dakar, Senegal), Lorela Cubaj (Terni, Italy), sophomore Lotta-Maj Lahtinen (Helsinki, Finland) and freshman Nerea Hermosa (Vitoria, Spain) are Georgia Tech's five international student-athletes.

This past summer, Tech had three student-athletes representing their home countries on their National Teams. Junior Lorela Cubaj competed for the Italian National Senior Team for the first time, while Lotta-Maj Lahtinen and Nerea Hermosa each represented their home countries national teams.

## HOW DO YOU SAY...

Between Tech's five international players, several different languages are spoken. Check out who can speak what languages below:

**Francesca Pan** (Bassano del Grappa, Italy) - Italian, Spanish, English

**Lorela Cubaj** (Terni, Italy) - Italian, English, Spanish, Albanian

**Lotta-Maj Lahtinen** (Helsinki, Finland) - Finnish, English, Swedish, Russian

## RECORD WHEN...

At home .....	5-0
On road .....	2-0
Neutral .....	1-1
Against ranked teams .....	0-0
In games decided by 3 pts or less .....	0-1
In games decided by 4-5 pts .....	0-0
In games decided by 6-10 pts .....	0-0
In games decided by 11-20 pts .....	2-0
In games decided by 21+ pts .....	6-0
Leading at half .....	8-1
Tied at half .....	0-0
Trailing at half .....	0-0
Leading with 10:00 remaining .....	8-1
Trailing with 10:00 remaining .....	0-0
Leading with 5:00 remaining .....	8-1
Trailing with 5:00 remaining .....	0-0
GT shoots 40% or better .....	6-0
GT shoots less than 40% .....	2-1
GT shoots same/better than opp .....	8-0
Opp. shoots 40% or better .....	0-0
Opp. shoots less than 40% .....	7-1
GT out-rebounds opp .....	8-0
Opp. out-rebounds GT .....	0-1
Teams tied in rebounding .....	0-0
GT shoots 70% or better on FT's .....	3-0
GT has more/same FT attempts .....	6-0
Opp. has more FT attempts .....	2-1
GT shoots 30% or better on 3pt .....	5-0
GT shoots less than 30% on 3pt .....	3-1
Opp. shoots 30% or better on 3pt .....	2-0
Opp. shoots less than 30% on 3pt .....	6-1
GT has more/same TO than opp .....	0-0
GT scores 90+ pts .....	0-0
GT scores 80-89 pts .....	2-0
GT scores 70-79 pts .....	2-0
GT scores 60-69 pts .....	4-0
GT scores 50-59 pts .....	0-0
GT scores less than 50 pts .....	0-1
Opp. scores 90+ pts .....	0-0
Opp. scores 80-89 pts .....	0-0
Opp. scores 70-79 pts .....	0-0
Opp. scores 60-69 pts .....	0-0
Opp. scores 50-59 pts .....	1-0
Opp. scores less than 50 pts .....	7-1
On Mondays .....	0-0
On Tuesdays .....	1-0
On Wednesdays .....	1-0
On Thursdays .....	2-0
On Fridays .....	0-0
On Saturdays .....	0-1
On Sundays .....	4-0
In November .....	5-1
In December .....	3-0
In January .....	0-0
In February .....	0-0
In March .....	0-0
In Overtime .....	0-0

## THE LAST TIME...

### The Last Time (Team)

Tech scored 100 points in a game: .....	102 vs. Southeastern Louisiana, November 18, 2015
Tech scored 100 points in an ACC game: .....	101 at Virginia, March 2, 2008 (2 OT)
A Tech opponent scored 100 points: .....	103 at Virginia, March 2, 2008 (2 OT)
Tech scored 60-69 points in a half: .....	60 vs. Morgan State, Nov. 16, 2014
Tech scored 70+ points in a half: .....	70 vs. Presbyterian (2nd half), Dec. 2, 1985
Tech won an overtime game: .....	vs. Wake Forest (89-82), Jan. 31, 2013
Tech lost an overtime game: .....	at Houston (95-89), Nov. 9, 2018
Tech played a double overtime game: .....	at Houston (95-89), Nov. 9, 2018
Tech played a triple overtime game: .....	vs. Michigan (89-79), April 1, 2017
Tech shot 70 percent for a half: .....	76.9 (20-26) at Houston, Nov. 9, 2018
Tech shot 80 percent for a half: .....	Never
Tech shot 60 percent from the field in a game: .....	63.5 (40-63) vs. Kennesaw State, Nov. 22, 2011
Tech shot 90 percent from the free throw line in a game (min. 10 att.): .....	92.3 (12-13), Wake Forest, Feb. 10, 2019
Tech shot 100 percent from the free throw line in a game (min. 10 att.): .....	1.000 (14-14), Virginia, Jan. 25, 2015
<b>Tech shot less than 40 percent from the field in a game: .....</b>	<b>38.2 (21-55) at Kennesaw State, Dec. 8, 2019</b>
<b>Tech shot less than 30 percent from the field in a half: .....</b>	<b>27.3 (6-22) vs Rutgers, Nov. 30, 2019</b>
Tech shot less than 50 percent from the free throw line in a game: .....	33.3 (4-12) vs. Florida State, March 3, 2019
<b>Opponent shot less than 50 percent from the free throw line in a game: .....</b>	<b>42.9 (9-21), vs Rutgers, Nov. 30, 2019</b>
Tech did not make a 3-point field goal: .....	vs Virginia, Jan. 28, 2018
<b>Tech held an opponent under 30 percent shooting: .....</b>	<b>16.7 (9-54), vs. Georgia State, Nov. 20, 2019</b>
An opponent shot 60 percent: .....	62.3 (33-53) vs Notre Dame, Jan. 7, 2018
Tech attempted 50 free throws: .....	51 (made 34) vs. Alabama State, Nov. 24, 2015
Tech made 40 free throws: .....	Never
Tech defeated a top-10 opponent: .....	No. 8/8 North Carolina, 71-70, Jan. 6, 2011
Tech defeated a top-25 opponent: .....	No. 12 Syracuse, 65-55, Jan. 20, 2019
Tech defeated a top-25 opponent on the road: .....	No. 23/RV North Carolina, 56-54, Feb. 12, 2012

### The Last Time (Player)

A player scored 40+ points: .....	Niesha Butler (40) vs. Florida State, Jan. 2, 1999
A player scored 35-39 points: .....	Elizabeth Balogun (35) at North Carolina, Jan. 31, 2019
A player scored 30-34 points: .....	Elizabeth Balogun (30) vs. Seton Hall, Dec. 20, 2018
<b>Two players scored 20+/same game: .....</b>	<b>Jasmine Carson (26) &amp; Lorela Cubaj (20) vs. ETSU, Dec. 15, 2019</b>
Three players scored 20+/same game: .....	Alex Montgomery (26), Janie Mitchell (20) and Iasia Hemingway (20) vs. Maryland, Jan. 20, 2008
Four players scored 20+/same game: .....	Never
A player had back-to-back 30+ point games: .....	Carla Munnion (34) vs. Manhattan, Jan. 23, 1995, and (35) vs. Chattanooga, Dec. 13, 1995
A player had 20+ rebounds: .....	Kisha Ford (21) vs. Mercer, Nov. 25, 1996
A player had 15-19 rebounds: .....	Elizabeth Dixon (17) vs. Duke, Jan. 10, 2019
Two players had a double-double .....	E. Dixon (22 pts, 17 rebs) and L. Cubaj (13 pts, 11 rebs) vs. Duke, Jan. 10, 2019
Two players had double-figure rebounds in the same game: .....	Cubaj (10 rebs) and Balogun (10 rebs) at Louisville, Jan. 13, 2019
Three players had double-figure rebounds in the same game: .....	Roddreka Rogers (12), Katarina Vuckovic (12) and Zaire O'Neil (11), NC State, Feb. 12, 2015
One player had a double-double (Pts and Ast): .....	Aaliyah Whiteside (14 pts, 11 asts) vs. Prairie View A&M, Dec. 15, 2015
One player had a double-double (Pts and Steals): .....	Dawnn Maye (23 pts, 10 steals) vs. Marquette, Nov. 18, 2012
<b>A player had a double-double in consecutive games: .....</b>	<b>Lorela Cubaj - vs. Georgia State, Nov. 20, 2018 (12 pts, 12 rebs.)</b>
<b>..... vs. Seton Hall, Nov. 28, 2018 (16 pts, 12 rebs.)</b>	
A player had a triple-double (Pts, Reb, Asst): .....	Milli Martinez (12 pts, 10 reb, 10 asst) vs. Morris Brown, Feb. 23, 2002
A player had 20 points and 20 rebounds in the same game: .....	Kisha Ford (21 pts, 21 reb) vs. Mercer, Nov. 25, 1996
A player had 10-14 assists in a game: .....	Aaliyah Whiteside (11) vs. Prairie View A&M, Dec. 15, 2015
A player had 15+ assists in a game: .....	Nina Bärlin (17) vs. Virginia, Jan. 10, 2002
A player had 10+ assists in three consecutive games: .....	Nina Bärlin (11) vs. E. Washington, Nov. 24, 2001, (14) vs. Arkansas St., Dec. 1, 2001, (11) vs. Southern, Dec. 2, 2001, (13) vs. Florida State, Dec. 5, 2001
<b>A player topped the team in scoring, rebounds, and assists for a game: .....</b>	<b>Lorela Cubaj, 16 pts, 12 reb, 7 ast vs Seton Hall, Nov. 28, 2019</b>
A player played every minute of a game: .....	Elizabeth Balogun at North Carolina, Jan. 31, 2019
A player had five blocked shots in a game: .....	Elizabeth Balogun (6) vs. Syracuse, Jan. 20, 2019
A player had five blocked shots in back-to-back games: .....	Zaire O'Neil (5) vs. Syracuse, Feb. 8, 2015 (6) vs. NC State, Feb. 12, 2015
A player had 10+ steals in a game: .....	Dawnn Maye (10) vs. Marquette, Nov. 18, 2012

## STARTING LINEUPS

Game		F	C	G/F	G	G
N5	Houston	Cubaj	Hermosa	Pan	Lahtinen	Fletcher
N10	Grambling State	Cubaj	Hermosa	Pan	Lahtinen	Fletcher
N17	at Georgia	Cubaj	Hermosa	Pan	Lahtinen	Fletcher
N20	Georgia State	Cubaj	Hermosa	Pan	Lahtinen	Fletcher
N28	vs. Seton Hall	Cubaj	Hermosa	Pan	Lahtinen	Fletcher
N30	vs. Rutgers	Cubaj	Hermosa	Pan	Lahtinen	Fletcher
D1	Wisconsin	Cubaj	Hermosa	Pan	Lahtinen	Fletcher
D8	at Kennesaw State	Cubaj	Hermosa	Pan	Lahtinen	Fletcher
D15	ETSU	Cubaj	Hermosa	Pan	Lahtinen	Fletcher

## SPECIALTY STATS (GT/Opp)

Game		Paint	Off T0	2ndCh	FBreak	Bench
N5	Houston	30/24	25/12	12/5	14/3	9/7
N10	Grambling State	42/16	24/6	17/0	17/4	22/11
N17	at Georgia	22/26	27/5	8/8	9/2	15/12
N20	Georgia State	36/8	22/6	11/0	8/4	30/16
N28	vs. Seton Hall	44/24	18/12	10/6	18/17	15/12
N30	vs. Rutgers	28/32	10/11	5/12	7/4	4/4
D1	Wisconsin	40/22	19/6	16/8	4/4	9/13
D8	at Kennesaw State	22/22	10/2	11/7	7/0	9/0
D15	ETSU	32/32	11/10	17/2	17/8	44/11

# 2019-20 GEORGIA TECH STATISTICS

RECORD:	OVERALL	HOME	AWAY	NEUTRAL
ALL GAMES	8-1	5-0	2-0	1-1
CONFERENCE	0-0	0-0	0-0	0-0
NON-CONFERENCE	8-1	5-0	2-0	1-1

#	Player	gp-gs	min	avg	Total		3-Point		F-Throw		Rebounds				pf	dq	a	to	blk	stl	pts	avg
					fg-fga	fg%	3fg-fga	3fg%	ft-fga	ft%	off	def	tot	avg								
33	Pan, Francesca	9-9	272	30.2	44-117	.376	18-55	.327	28-33	.848	9	35	44	4.9	17	0	25	12	5	11	134	14.9
02	Carson, Jasmine	9-0	205	22.8	43-91	.473	18-37	.486	3-6	.500	6	21	27	3.0	7	0	7	15	1	11	107	11.9
13	Cubaj, Lorela	9-9	288	32.0	42-87	.483	3-9	.333	14-26	.538	22	66	88	9.8	28	0	27	17	16	14	101	11.2
31	Lahtinen, Lotta-Maj	9-9	269	29.9	32-82	.390	13-35	.371	12-17	.706	23	23	46	5.1	14	0	24	10	2	6	89	9.9
41	Fletcher, Kierra	9-9	284	31.6	30-58	.517	1-2	.500	18-27	.667	22	34	56	6.2	18	0	39	22	2	10	79	8.8
20	Hermosa, Nerea	9-9	214	23.8	31-59	.525	0-0	.000	10-15	.667	17	32	49	5.4	21	0	13	17	4	9	72	8.0
00	Jefferson, Daijah	8-0	52	6.5	7-13	.538	1-1	1.000	2-2	1.000	2	8	10	1.3	7	0	1	5	3	1	17	2.1
03	Bates, Sarah	8-0	53	6.6	5-15	.333	3-12	.250	2-4	.500	0	5	5	0.6	3	0	2	2	0	2	15	1.9
04	Diouf, Anne	8-0	113	14.1	5-20	.250	0-1	.000	3-10	.300	15	24	39	4.9	13	0	2	8	4	2	13	1.6
12	Montgomery, Kondalia	9-0	50	5.6	1-3	.333	0-0	.000	3-6	.500	0	2	2	0.2	7	0	3	5	0	1	5	0.6
	Team										13	17	30				5					
	Total.....	9	1800		240-545	.440	57-152	.375	95-146	.651	129	267	396	44.0	135	0	143	118	37	67	632	70.2
	Opponents.....	9	1800		147-465	.316	27-136	.199	63-128	.492	72	190	262	29.1	141	-	71	157	24	53	384	42.7

## TEAM STATISTICS

	GT	OPP
SCORING	632	384
Points per game	70.2	42.7
Scoring margin	+27.6	-
FIELD GOALS-ATT	240-545	147-465
Field goal pct	.440	.316
3 POINT FG-ATT	57-152	27-136
3-point FG pct	.375	.199
3-pt FG made per game	6.3	3.0
FREE THROWS-ATT	95-146	63-128
Free throw pct	.651	.492
F-Throws made per game	10.6	7.0
REBOUNDS	396	262
Rebounds per game	44.0	29.1
Rebounding margin	+14.9	-
ASSISTS	143	71
Assists per game	15.9	7.9
TURNOVERS	118	157
Turnovers per game	13.1	17.4
Turnover margin	+4.3	-
Assist/turnover ratio	1.2	0.5
STEALS	67	53
Steals per game	7.4	5.9
BLOCKS	37	24
Blocks per game	4.1	2.7
ATTENDANCE	5570	4431
Home games-Avg/Game	5-1114	2-2066
Neutral site-Avg/Game	-	2-150

Date	Opponent		Score	Att.
11/05/19	HOUSTON	w	69-38	921
11/10/19	GRAMBLING	w	89-42	1120
11/17/19	at Georgia	w	73-40	3362
11/20/19	GEORGIA ST.	w	69-28	871
11/28/19	vs Seton Hall	w	79-54	150
11/30/19	vs Rutgers	L	43-46	150
12/05/19	WISCONSIN	w	60-41	1016
12/08/19	at Kennesaw St.	w	63-47	769
12/15/19	ETSU	w	87-48	1642

\* - Conference game

Score by Periods	1st	2nd	3rd	4th	Totals
Georgia Tech	133	166	162	171	632
Opponents	102	82	95	105	384



## 2019-20 BOX SCORES



Official Basketball Box Score - Final  
Houston at Georgia Tech  
11/06/19 McCamish Pavilion, Atlanta  
Georgia Tech vs. Houston

Game Time: 12:00 AM  
Game Duration: 1:58  
Attendance: 921

Officials: Joseph Vazizly, Billy Smith, Deanna Jackson

Houston - 38

Record: 0-1

NO. Name	Min	FG M-A	3P M-A	FT M-A	Rebounds OR DR TOT	Fouls PF FD	TP	AS	TO	ST	Blocks BS BA	+/-
3 Dorian Branch	F 25:53	2-7	1-4	1-2	2 3 5	3 1	5	1	2	0	1	-17
24 Maya Jones	F 25:53	2-9	0-4	1-2	1 1 2	3 1	5	1	4	2	1	-24
30 Tatyana Hill	F 24:36	4-7	0-0	2-3	2 4 6	3 5	10	1	3	4	0	-2
4 Jasmine Harris	G 25:20	3-10	0-5	1-4	0 2 2	5 4	7	0	3	1	2	-19
23 Julia Blackshell-Fair	G 25:17	1-3	0-0	1-2	0 2 2	1 1	3	3	4	2	0	-17
5 Dymond Gladney	23:14	1-5	0-0	0-0	0 1 1	1 0	2	2	2	1	0	-23
1 Bri Patterson	21:18	1-1	1-1	0-0	0 4 4	2 0	3	1	2	1	1	-24
22 Keasja Peace	18:53	1-6	0-3	0-0	0 0 3	1 1	2	0	3	0	1	-29
44 Zajmaine Lewis	01:45	0-0	0-0	0-0	0 0 0	1 0	0	0	0	0	0	-9
Team					1 2 3		0					
Totals		15-48	2-17	6-13	5 21 26	20 15	38	8	23	11	5	-31

Technical Fouls: NONE

Shooting By Period	1st	2nd	3rd	4th	FT
1st FG%	7-12	56.3%			
3PT%	2-4	50.0%			
FT%	1-2	50%			
2nd FG%	0-9	0.0%			
3PT%	0-3	0.0%			
FT%	1-4	25%			
3rd FG%	3-13	23.1%			
3PT%	0-6	0.0%			
FT%	2-4	50%			
4th FG%	5-14	35.7%			
3PT%	2-6	33.3%			
FT%	2-3	66.7%			
GM FG%	15-48	31.3%			
3PT%	2-17	11.8%			
FT%	6-13	46.2%			

Dead Ball Rebounds: 4, 0

Georgia Tech - 69

Record: 1-0

NO. Name	Min	FG M-A	3P M-A	FT M-A	Rebounds OR DR TOT	Fouls PF FD	TP	AS	TO	ST	Blocks BS BA	+/-	
13 Lorela Cubaj	F 29:53	3-10	0-1	1-4	3 6 9	4 6	7	1	7	1	2	0	21
20 Nerea Hermosa	C 08:39	1-2	0-0	2-4	2 1 3	4 2	4	1	3	0	0	0	5
31 Lotta-Maj Lahtinen	G 34:58	7-14	1-5	1-1	6 2 8	1 2	16	4	0	2	1	1	31
33 Francesca Pan	G 35:15	6-16	1-11	2-2	3 4 7	0 2	24	2	1	3	1	0	23
41 Kierra Fletcher	G 28:30	9-9	0-0	3-4	3 4 7	3 4	9	3	4	0	0	0	8
4 Anne Françoise Diouf	28:13	1-5	0-0	0	1 5 6	1 1	2	0	1	1	0	1	25
2 Jasmine Carson	21:42	2-10	0-2	1-3	2 2 4	0 3	5	0	1	2	0	3	21
12 Kondalia Montgomery	12:16	0-0	0-0	0-0	0 0 0	2 0	0	0	3	1	0	0	21
00 Daijah Jefferson	04:38	0-0	0-0	0-0	0 2 2	0 0	0	0	0	0	1	0	1
3 Sarah Bates	01:58	1-1	0-0	0-0	0 1 1	0 0	2	0	0	0	0	0	2
Team					2 4 6		0		0				
Totals		26-66	7-19	10-18	22 31 53	15 20	69	11	20	10	5	3	31

Technical Fouls: NONE

Shooting By Period	1st	2nd	3rd	4th	FT
1st FG%	6-14	42.9%			
3PT%	2-4	50.0%			
FT%	2-5	40%			
2nd FG%	11-20	55.0%			
3PT%	2-6	33.3%			
FT%	2-3	66.7%			
3rd FG%	3-17	17.6%			
3PT%	2-6	33.3%			
FT%	3-6	50%			
4th FG%	6-15	40.0%			
3PT%	1-3	33.3%			
FT%	3-4	75%			
GM FG%	26-66	39.4%			
3PT%	7-19	36.8%			
FT%	10-18	55.6%			

Dead Ball Rebounds: 5, 0

	HOU	GaT
Biggest lead	7 (1st 6:33)	32 (4th 8:28)
Best Scoring Run	6 (4th 4:02)	17 (2nd 0:42)
Lead Changes	1	1
Times Tied	0	0
Time with Lead	09:01	30:12

Points from	HOU	GaT
Turnovers	12	25
Paint	24	30
Second Chance	5	12
Fast Breaks	3	14
Bench	7	9

Period by Period Scoring	1st	2nd	3rd	4th	TOT
HOU	15	1	8	14	38
GaT	16	26	11	16	69



Official Basketball Box Score - Final  
Grambling State at Georgia Tech  
11/01/19 McCamish Pavilion, Atlanta, GA  
Georgia Tech vs. Grambling State

Game Time: 2:00 PM  
Game Duration: 1:52  
Attendance: 1,120

Officials: Chris Fountain, Mico Merritt, Tommi Harris

Grambling State - 42

Record: 0-3

NO.	Name	Min	FG M-A	3P M-A	FT M-A	Rebounds OR DR TOT	Fouls PF FD	TP	AS	TO	ST	Blocks BS BA	+/-	
33	Kallyn Gideon	C 04:53	0-0	0-0	0-0	0 0 0	4 0	0	1	0	0	0	-13	
3	Brandi Washington	C 25:05	0-4	0-3	2-2	0 1 1	1 1	2	0	2	0	1	-38	
11	Ariel Williams	G 33:16	2-9	2-5	2-2	2 4 6	1 1	8	3	3	0	1	-36	
12	Justice Coleman	G 30:08	5-11	2-5	1-2	1 1 2	0 5	13	1	1	0	2	-33	
15	Candice Parramore	G 29:42	3-9	2-5	0-0	0 1 1	2 1	8	3	7	1	0	-32	
30	Jamiah Harrison	18:55	3-4	0-0	1-1	1 3 4	2 2	7	0	2	0	1	-11	
23	Mylaysia Yancy	17:52	0-3	0-1	0-2	1 2 3	1 1	0	2	0	0	1	-15	
1	Jasmine Forte	11:55	2-3	0-0	0-2	0 2 2	3 2	4	0	1	0	1	-21	
5	Markisha Body	09:52	0-1	0-1	0-0	0 1 1	0 1	0	1	1	0	0	-14	
24	Alexis Vaughn	04:58	0-0	0-0	0-0	0 0 0	0 0	0	0	0	0	0	-9	
2	Madison Connolly-Banks	04:17	0-0	0-0	1-0	1 0 1	1 0	0	0	1	0	0	-2	
2	Taylor Willard	09:07	0-1	0-0	0-0	0 0 0	1 0	0	0	2	0	0	-11	
Team						1 2 3		0						
Totals			15-45	6-20	6-11	7 17 24	16 14	42	10	22	1	4	5	-47

Technical Fouls: NONE

Shooting By Period	1st	2nd	3rd	4th	FT
1st FG%	6-12	50.0%			
3PT%	3-6	50.0%			
FT%	4-4	100%			
2nd FG%	1-10	10.0%			
3PT%	0-5	0.0%			
FT%	1-4	25%			
3rd FG%	5-10	50.0%			
3PT%	2-4	50.0%			
FT%	1-1	100%			
4th FG%	3-13	23.1%			
3PT%	1-5	20.0%			
FT%	0-2	0%			
GM FG%	15-45	33.3%			
3PT%	6-20	30.0%			
FT%	6-11	54.5%			

Dead Ball Rebounds: 5, 2

Georgia Tech - 89

Record: 2-0

No.	Name	Min	FG M-A	3P M-A	FT M-A	Rebounds OR DR TOT	Fouls PF FD	TP	AS	TO	ST	Blocks BS BA	+/-
13	Lorela Cubaj	F 30:38	5-11	0-0	4-4	5 3 8	1 4	14	1	0	2	3	1 32
20	Nerea Hermosa	C 25:25	5-6	0-0	5-6	1 4 5	2 4	15	3	0	3	0	0 37
31	Lotta-Maj Lahtinen	G 25:11	2-10	2-6	2-2	3 1 4	2 0	8	6	1	0	0	3 35
33	Francesca Pan	G 28:31	7-17	3-11	0-0	0 2 2	1 2	17	3	1	0	1	0 31
41	Kierra Fletcher	G 31:01	5-6	0-0	3-4	5 3 8	0 3	13	7	1	6	0	0 38
2	Jasmine Carson	20:17	5-10	1-5	0-0	1 1 2	2 0	11	1	0	1	1	0 20
4	Anne Françoise Diouf	11:59	1-2	0-0	0-0	1 4 5	4 0	2	1	0	0	0	9
12	Kondalia Montgomery	04:30	0-0	0-0	0-0	1 1 0	0 0	0	1	1	0	0	0 2
00	Daijah Jefferson	11:58	2-3	0-0	2-2	2 1 3	2 2	6	0	1	1	0	0 16
3	Sarah Bates	10:30	1-4	1-3	0-0	0 1 1	0 1	3	0	0	1	0	0 15
Team						1 1 2	0	0	0				
Totals			33-69	7-25	16-18	19 22 41	14 16	89	23	5	14	5	4 47
Technical Fouls: NONE													

Technical Fouls: NONE

Shooting By Period	1st	2nd	3rd	4th	FT
1st FG%	8-18	44.4%			
3PT%	1-6	16.7%			
FT%	3-4	75%			
2nd FG%	9-17	52.9%			
3PT%	1-5	20.0%			
FT%	4-4	100%			
3rd FG%	7-16	43.8%			
3PT%	3-7	42.9%			
FT%	7-8	87.5%			
GM FG%	33-69	47.8%			
3PT%	7-25	28.0%			
FT%	16-18	88.9%			

Dead Ball Rebounds: 0, 1

	GSU	GaT
Biggest lead	2 (1st 2:33)	47 (4th 1:13)
Best Scoring Run	10 (1st 2:33)	15 (2nd 2:27)
Lead Changes	2	0
Times Tied	1	0
Time with Lead	01:06	37:35

Points from	GSU	GaT
Turnovers	6	24
Paint	16	42
Second Chance	0	17
Fast Breaks	4	17
Bench	11	22

Period by Period Scoring	1st	2nd	3rd	4th	TOT
GSU	19	3	13	7	42
GaT	20	23	24	22	89



Official Basketball Box Score - Final  
Georgia Tech at Georgia Tech  
11/17/19 Student Center, Athens  
2019-20 Women's Basketball

Game Time: 2:02 PM  
Game Duration: 1:43  
Attendance: 3,362

Officials: Beverly Roberts, Angelica Suffern, Jennifer Rozas

Georgia Tech - 73

Record: 3-0

NO. Name		Min	FG M-A	3P M-A	FT M-A	Rebounds OR DR TOT	Fouls PF FD	TP	AS	TO	ST	Blocks BS BA	+/-	
13 Lorela Cubaj	F	34:52	4-7	1-2	0-0	3 5 8	3 3	9	3	0	0	0	3	31
20 Nerea Hermosa	C	18:49	1-6	0-0	0-0	1 2 3	3 0	2	0	0	1	2	1	-1
31 Lotta-Maj Lahtinen	G	32:31	4-9	2-4	1-2	2 1 3	3 1	11	0	0	0	0	0	26
33 Francesca Pan	G	32:12	6-12	4-6	4-4	0 7 7	3 4	20	1	4	0	1	0	26
41 Kierra Fletcher	G	37:54	7-16	1-2	1-1	3 4 7	1 2	16	7	3	2	1	1	31
4 Anne Françoise Diouf		13:35	0-2	0-1	0-2	1 5 6	0 1	0	0	1	1	2	0	16
2 Jasmine Carson		23:52	5-9	4-5	1-2	0 1 1	1 1	15	1	0	0	0	1	28
00 Daijah Jefferson		02:05	0-0	0-0	0-0	0 0 0	0 1	0	0	0	0	0	0	2
3 Sarah Bates		02:05	0-1	0-1	0-0	0 0 0	0 0	0	0	0	0	0	0	2
12 Kondala Montgomery		02:05	0-0	0-0	0-0	0 0 0	0 1	0	0	1	0	0	0	2
Team			1 3 4						0	1				
Totals			27-62	12-21	7-11	11 28 39	14 14	73	12	10	4	9	3	33

## 2019-20 BOX SCORES



Official Basketball Box Score - Final  
Seton Hall at Georgia Tech  
11/28/19 Gateway Christian, Bimini, Bahamas  
2019-20 Women's Basketball

Game Time: 11:15 PM  
Game Duration: 1:45

Officials: Luis Gonzalez, Jeff Smith, Maggie Tieman

Seton Hall - 54

Record: 4-3

NO.	Name	Min	FG	3P	FT	Rebounds	Fouls	TP	AS	TO	ST	Blocks	BA	+	-
			M-A	M-A	M-A	OR DR TOT	PF					BS			
34	Selena Philoxoy	F 25:37	1-5	0-0	0-0	2 10 12	4	2	2	5	2	0	0	0	-5
0	Barbara Johnson	G 25:20	3-8	0-2	0-0	1 2 3	0	1	6	0	3	1	0	0	-17
3	Lauren Park-Lane	G 26:53	2-5	0-1	2-4	0 0 0	3	5	6	2	1	1	0	0	-16
10	Alexis Lewis	G 33:53	5-12	4-8	0-0	2 4 6	0	2	14	0	2	3	0	0	-21
25	Desiree Elmore	G 30:18	4-12	0-0	6-8	1 2 3	4	5	14	0	1	1	0	0	-12
4	Jocelyn Jones	02:26	0-0	0-0	0-0	0 0 0	2	0	0	2	0	0	0	0	-3
5	Mya Jackson	24:34	2-6	1-4	0-0	1 0 1	3	1	5	0	3	0	0	0	-21
1	McKenna Hofschild	08:27	1-5	0-2	1-2	0 0 0	1	1	3	2	1	0	0	0	-4
21	Jasmine Smith	11:31	1-3	0-0	0-1	0 1 1	1	1	2	0	1	0	0	0	-10
31	Alexia Allesch	04:22	1-2	0-0	0-0	2 0 2	1	0	2	0	0	0	0	1	-7
23	Victoria Keenan	03:36	0-2	0-0	0-0	0 1 1	0	0	0	0	0	1	0	0	-5
33	Kailah Harris	03:03	0-1	0-0	0-0	1 0 1	0	0	0	0	0	0	0	0	-4
Team						1 1 2				0	0				
Totals			20-61	5-19	9-15	11 21 32	19	18	54	6	19	9	0	1	-25

Technical Fouls: NONE

Shooting By Period	1st	2nd	3rd	4th	FT	GM FG
1st FG%	5-16	31.3%				
3PT%	1-5	20.0%				
FT%	0-0	0%				
2nd FG%	4-12	33.3%				
3PT%	2-5	40.0%				
FT%	4-6	66.7%				
3rd FG%	6-15	40.0%				
3PT%	1-4	25.0%				
FT%	3-4	75%				
4th FG%	5-18	27.8%				
3PT%	1-5	20.0%				
FT%	2-5	40%				
GM FG%	20-61	32.8%				
3PT%	5-19	26.3%				
FT%	9-15	60.0%				

Dead Ball Rebounds: 2, 1

Official Basketball Box Score -- Game Totals -- Final Statistics  
Rutgers vs Georgia Tech  
11/30/19 2:00 pm at Gateway Christian Aca. (Bimini, Bahamas)

Rutgers 46 • 6-1,0-0 Big Ten

		Total	3-Ptr	Rebounds										
		FG-FGA	FG-FGA	FT-FTA	Off	Def	Tot	PF	TP	A	TO	Blk	Stl	Min
##	Player													
13	Mael Gilles	f	0-4	0-0	1-2	3	6	9	1	1	1	3	0	1 25
44	Jordan Wallace	c	4-7	0-0	0-0	0	1	1	2	8	0	0	1	0 16
12	Khadaizha Sanders	g	1-7	1-4	1-4	2	1	3	3	4	4	4	0	4 40
24	Arella Guirantes	g	7-14	0-1	5-9	1	10	11	2	19	3	4	1	2 40
31	Tekia Mack	g	4-8	0-2	2-5	3	2	5	4	10	1	1	0	2 29
01	Zipporah Broughton		0-0	0-0	0-0	0	0	0	0	0	0	0	0	0 3
02	Noga Peleg Pelc		0-2	0-0	0-0	1	2	3	2	0	2	1	0	0 13
05	Danielle Migliore		0-3	0-3	0-0	0	0	0	0	0	0	0	0	0 6
15	Maori Davenport		2-4	0-0	0-1	1	4	5	2	4	0	2	1	0 18
20	Joiya Maddox		0-2	0-2	0-0	0	0	0	0	0	0	0	0	0 7
22	Tyla Singleton		0-0	0-0	0-0	0	0	0	2	0	0	1	0	0 3
Team					0	3	3							
Totals		18-51	1-14	9-21	11	29	40	18	46	11	17	3	9	200

1st - FG %:	5-16	31.3%	2nd: 4-11	36.4%	3rd: 5-14	35.7%	4th: 4-10	40.0%	Game: 18-51	35.3%	Deadball	
3FG %:	0-3	0.0%	0-4	0.0%	1-8	16.7%	0-1	0.0%	1-10	10.0%	Rebounds	
FT %:	1-1	100.0%	1-7	14.3%	0-0	0.0%	0-2	0.0%	9-21	42.9%	5	

Georgia Tech 43 • 5-1,0-0 ACC

		Total	3-Ptr	Rebounds										
		FG-FGA	FG-FGA	FT-FTA	Off	Def	Tot	PF	TP	A	TO	Blk	Stl	Min
##	Player													
13	Cubaj, Lorela	f	3-4	0-0	0-3	1	11	12	4	6	2	1	2	1 39
20	Hermosa, Nerea	c	5-9	0-0	3-4	3	4	7	2	13	1	4	0	1 40
31	Lahtinen, Lotta-Maj	g	2-8	1-3	1-2	0	1	1	1	6	2	0	1	27
33	Pan, Francesca	g	2-16	0-5	3-4	1	5	6	4	7	1	2	1	2 37
41	Fletcher, Kierra	g	2-6	0-0	3-6	4	3	7	3	7	3	4	0	0 35
02	Carson, Jasmine		2-7	0-2	0-0	0	3	3	2	4	0	2	0	1 21
04	Diouf, Anne		0-0	0-0	0-0	1	0	1	0	0	0	0	0	0 1
12	Montgomery, Kondalia		0-0	0-0	0-0	0	0	0	1	0	0	0	0	0+
Team					1	1	2							
Totals		16-50	1-10	10-19	11	28	39	17	43	9	15	3	6	200

1st - FG %:	4-16	25.0%	2nd: 6-12	50.0%	3rd: 3-9	33.3%	4th: 3-13	23.1%	Game: 16-50	32.0%	Deadball	
3FG %:	0-4	0.0%	1-1	100.0%	0-3	0.0%	0-2	0.0%	1-10	10.0%	Rebounds	
FT %:	5-8	62.5%	0-1	0.0%	0-4	0.0%	5-6	83.3%	10-19	52.6%	3, 1	

Officials: Maggie Tieman, Natasha Camy, Jules Gallien  
Technical fouls: Rutgers-None. Georgia Tech-None.  
Attendance: 150

2019-20 Women's Basketball. Round: 0. Georgia Tech vs Rutgers. Played at .

Score by periods	1st	2nd	3rd	4th	Total
Rutgers	11	9	11	15	46
Georgia Tech	13	13	6	11	43



Official Basketball Box Score - Final  
Wisconsin at Georgia Tech  
12/05/19 McGrath Pavilion, Atlanta  
Georgia Tech vs Wisconsin

Game Time: 7:00 PM  
Game Duration: 1:51  
Attendance: 1,016

Officials: Bryan Brunette, Billy Smith, Rusten Spurlock

Wisconsin - 41

Record: 5-3

NO.	Name	Min	FG	3P	FT	Rebounds	Fouls	TP	AS	TO	ST	Blocks	BS	BA	+	-
			M-A	M-A	M-A	OR DR TOT	PF									
14	Abby Lyszewski	F 27:03	4-6	0-0	2-2	1 2 3	1	4	10	0	0	0	0	0	0	-9
34	Inani Lewis	F 31:33	3-11	0-0	4-9	1 5 6	2	5	10	1	1	1	0	0	-10	-10
3	Smurton Gilreath	G 16:46	1-4	1-4	0-0	0 1 1	0	0	3	0	0	1	0	1	5	5
5	Julia Pospisilova	G 25:27	2-7	1-4	0-0	0 3 3	2	1	5	0	2	1	0	0	-1	-1
10	Kendra Van Leeuwen	G 25:01	0-4	0-1	0-0	0 2 2	1	1	0	1	3	0	1	0	-17	-17
22	Niya Beverley	25:40	2-7	0-2	0-2	0 1 1	0	1	4	1	4	0	0	0	-20	-20
30	Sydney Hilliard	23:59	2-4	0-0	1-2	1 3 4	3	1	5	4	2	1	0	2	-18	-18
40	Tara Stauffacher	13:43	0-0	0-0	0-0	0 1 1	1	0	0	0	2	1	0	0	-13	-13
41	Sara Stapleton	06:36	1-2	0-0	1-1	0 1 1	2	1	3	0	0	0	0	0	-3	-3
20	Diamond Bragg	01:31	0-0	0-0	1-2	0 0 0	0	0	1	1	0	1	0	0	-4	-4
44	Alex Luehring	01:31	0-0	0-0	0-0	0 0 0	0	0	0	0	0	0	0	0	-4	-4
13	Sydney Mathiason	00:35	0-0	0-0	0-0	0 0 0	0	0	0	0	0	0	0	0	1	1
15	Kara Crowley	00:35	0-0	0-0	0-0	0 0 0	0	0	0	0	0	0	0	0	1	1
Team						2 2 4				0	1					
Totals			15-45	2-11	9-18	5 21 26	12	15	41	7	16	5	1	3	-19	-19

Technical Fouls: NONE

Georgia Tech - 60

Record: 6-4

NO.	Name	Min	FG	3P	FT	Rebounds	Fouls	TP	AS	TO	ST	Blocks	BS	BA	+	-
			M-A	M-A	M-A	OR DR TOT	PF									
13	Lorela Cubaj	F 35:45	4-11	0-0	1-2	1 10 11	4	3	9	3	2	1	2	0	22	22
20	Nerea Hermosa	C 32:55	7-10	0-0	0-0	2 4 6	3	2	14	2	3	1	0	0	27	27
31	Lotta-Maj Lahtinen	G 27:13	3-5	0-0	1-4	2 6 0	1	7	2	3	1	0	0	1	0 13	0 13
33	Francesca Pan	G 36:35	5-15	0-4	3-5	2 3 5	2	4	13	3	0	1	0	0	22	22
41	Kierra Fletcher	G 32:43	3-6	0-0	2-2	1 4 5	2	2	8	5	1	1	1	0	14	14
2	Jasmine Carson	17:48	4-12	1-3	0-0	0 2 2	0	0	9	0	2	0	0	1	5	5
4	Anne Francoise Diouf	09:00	0-1	0-0	0-0	3 2 5	3	0	0	0	0	0	0	0	-9	-9
12	Kondalia Montgomery	02:56	0-0	0-0	0-0	0 1 1	1	0	0	0	0	0	0	0	2	2
3	Sarah Bates	03:25	0-1	0-1	0-0	0 0 0	0	0	0	0	1	1	0	0	0	1
00	Dajjah Jefferson	01:40	0-1	0-0	0-0	0 0 0	0	0	0	0	0	0	0	0	-2	-2
Team						2 1 3				0	0					
Totals			26-62	1-8	7-10	15 29 44	15	12	60	16	12	5	3	1	19	19

Technical Fouls: NONE

	WS	GT
--	----	----

# 2019-20 BOX SCORES



Official Basketball Box Score - Final  
**ETSU at Georgia Tech**  
 12/15/19 McCarthey Pavilion, Atlanta  
 Georgia Tech vs. ETSU

Game Time: 2:00 PM  
 Game Duration: 1:38  
 Attendance: 1,642

Officials: Carla Fountain, Daryl Humphrey, Michael DoCouto

ETSU - 48													Record: 3-9																	
NO.	Name	Min	FG M-A	3P M-A	FT M-A	Rebounds OR DR TOT	Fouls PF FD	TP AS	TO ST	Blocks BS BA	+/-																			
13	Shynia Jackson	F 14:24	1-5	0-3	0-0	0	6	6	4	2	2	3	0	0	0	0	-8	1st FG% 4-11 36.4%												
44	E'Lease Stafford	F 11:22	0-3	0-2	0-0	0	0	0	2	0	0	0	1	0	0	0	-15	3PT% 0-3 0.0%												
2	Micah Scheetz	G 34:07	8-16	1-5	3-4	0	3	3	0	4	20	0	1	1	0	1	-30	FT% 1-2 50.0%												
14	Kaia Upton	G 37:29	4-12	0-0	5-9	1	1	2	0	5	13	4	2	2	0	0	-45	2nd FG% 4-12 33.3%												
21	Amaya Adams	G 32:54	1-5	0-0	0-0	0	1	1	2	1	2	1	0	2	0	0	-31	3PT% 1-2 50.0%												
4	Tijuan Kimbro	27:24	4-9	0-0	0-2	1	5	6	2	3	8	0	2	0	1	0	-20	FT% 5-10 50.0%												
3	Arielle Harvey	12:58	0-1	0-0	0-0	0	1	1	0	0	0	0	0	0	0	0	-18	3rd FG% 4-16 25.0%												
22	Cierra Perdue	14:13	0-1	0-0	0-0	0	0	0	1	0	0	0	1	0	0	0	-16	3PT% 0-3 0.0%												
12	Gabby Brown	15:09	1-3	1-1	0-0	0	0	0	1	2	3	0	0	0	0	0	-12	FT% 1-1 100.0%												
Team						0	0	0			0	1		4th FG% 7-16 43.8%																
Totals			19-55	2-11	8-15	2	17	19	12	17	48	8	8	5	1	1	-39	3PT% 1-3 33.3%												
													FT% 1-2 50.0%																	
													GM FG% 19-55 34.5%																	
													3PT% 2-11 18.2%																	
													FT% 8-15 53.3%																	
													Technical Fouls: NONE																	

Shooting By Period			
1 <sup>st</sup>	FG%	9-18	50.0%
	3PT%	3-7	42.9%
	FT%	1-4	25%
2 <sup>nd</sup>	FG%	9-15	60.0%
	3PT%	4-6	66.7%
	FT%	3-4	75%
3 <sup>rd</sup>	FG%	10-17	58.8%
	3PT%	3-5	60.0%
	FT%	2-3	66.7%
4 <sup>th</sup>	FG%	5-11	45.5%
	3PT%	2-3	66.7%
	FT%	3-6	50%
GM FG%	33-61	54.1%	
	3PT%	12-21	57.1%
	FT%	9-17	52.9%

Georgia Tech - 87										Record: 8-1											
NO.	Name	Min	FG	3P	FT	Rebounds	Fouls	TP	AS	TO	ST	Blocks	+/-								
			M-A	M-A	M-A	OR	DR	TOT	PF	FD		BS	BA								
13	Lorela Cubaj	F 26:57	8-13	1-1	3-6	3	8	11	3	5	20	3	1	0	1	0	40				
20	Nerea Hermosa	C 19:58	3-6	0-0	0-1	3	3	6	2	1	6	0	0	1	0	1	30				
31	Lotta-Maj Lahtinen	G 32:43	2-8	2-5	0-0	0	4	4	1	1	6	6	1	1	0	0	41				
33	Francesca Pan	G 16:23	2-5	1-3	2-2	1	3	4	2	1	7	4	1	2	0	0	26				
41	Kierra Fletcher	G 22:21	2-3	0-0	0-0	2	3	5	4	0	4	2	0	0	0	0	21				
2	Jasmine Carson	27:12	10-15	6-8	0-0	0	5	5	0	0	26	2	2	2	0	0	29				
4	Anne Francoise Diouf	14:14	1-2	0-0	2-6	3	3	6	2	3	4	0	2	0	0	0	-1				
3	Sarah Bates	17:14	2-4	2-4	0-0	0	1	1	2	0	6	1	1	0	0	0	12				
00	Daijah Jefferson	13:54	2-4	0-0	0-0	0	4	4	0	0	4	0	1	0	0	0	-2				
12	Kondalia Montgomery	09:06	1-1	0-0	2-2	0	0	0	1	1	4	0	0	0	0	0	-1				
Team						1	2	3			0	0									
Totals			33-61	12-21	9-17	13	36	49	17	12	87	20	11	6	1	1	39				
													Technical Fouls: NONE								



## HEAD COACH NELL FORTNER

### 1st Season • Texas '82

Nell Fortner was named the sixth head coach of Georgia Tech women's basketball on April 9, 2019. One of the most successful coaches in women's basketball history, Fortner has compiled a 313-188 (.620) record as a head coach at the collegiate, professional and international levels. She has led teams to Big Ten (Purdue – 1997) and Southeastern Conference (Auburn – 2009) championships and, perhaps most notably, coached the United States national team to three international titles from 1997-2000, including the gold medal at the 2000 Summer Olympics in Sydney, Australia. Fortner is the winningest coach in the history of the USA women's basketball national team, having compiled a 101-14 (.878) record. In addition to the 2000 Olympics championship, she also led the team to the gold medal at the 1998 World Championship in Berlin, Germany and the 1998 William Jones Cup in Taipei, Taiwan. At the collegiate level, Fortner has nine seasons of experience as a head coach – one at Purdue (1996-97) and eight at Auburn (2004-12) – and has compiled a 170-118 (.581) overall record in the college ranks.

## THE FORTNER FILE

### PERSONAL

**Education** Texas, 1982 (Physical Education);  
Stephen F. Austin, 1987 (Master's of Education)

### COACHING EXPERIENCE

1983-86 Head Coach, Killen (Texas) H.S.  
1986-87 Graduate Assistant, Stephen F. Austin  
1987-90 Assistant Coach, Stephen F. Austin  
1990-95 Assistant Coach, Louisiana Tech  
1995-96 Assistant Coach, U.S. National Team  
1996-97 Head Coach, Purdue  
1997-2000 Head Coach, U.S. National Team  
2000-03 Head Coach/General Manager, Indiana Fever  
2004-12 Head Coach, Auburn  
2019-Present Head Coach, Georgia Tech

### COLLEGE COACHING RECORD

SEASON	SCHOOL	RECORD	ACC FINISH	POSTSEASON
1987-88	Stephen F. Austin	29-5	--	NCAA Tourn. 2nd rd.
1988-89	Stephen F. Austin	30-4	--	NCAA Tourn. 2nd rd.
1989-90	Stephen F. Austin	28-3	--	NCAA Tourn. 2nd rd.
1990-91	Louisiana Tech	18-12	--	NCAA Tourn. 1st rd.
1991-92	Louisiana Tech	20-10	--	NCAA Tourn. 1st rd.
1992-93	Louisiana Tech	26-6	--	NCAA Tourn. Elite 8
1993-94	Louisiana Tech	31-4	--	NCAA Tourn. Runners-Up
1994-95	Louisiana Tech	28-5	--	NCAA Tourn. Sweet 16
<b>1996-97</b>	<b>Purdue</b>	<b>17-11</b>	<b>--</b>	<b>NCAA Tourn. 2nd rd.</b>
<b>2004-05</b>	<b>Auburn</b>	<b>16-13</b>	<b>--</b>	
<b>2005-06</b>	<b>Auburn</b>	<b>14-15</b>	<b>--</b>	
<b>2006-07</b>	<b>Auburn</b>	<b>21-13</b>	<b>--</b>	<b>WNIT Quarterfinals</b>
<b>2007-08</b>	<b>Auburn</b>	<b>20-12</b>	<b>--</b>	<b>NCAA Tournament</b>
<b>2008-09</b>	<b>Auburn</b>	<b>30-4</b>	<b>--</b>	<b>NCAA Tourn. 2nd rd.</b>
<b>2009-10</b>	<b>Auburn</b>	<b>15-16</b>	<b>--</b>	
<b>2010-11</b>	<b>Auburn</b>	<b>16-16</b>	<b>--</b>	<b>WNIT 2nd rd.</b>
<b>2011-12</b>	<b>Auburn</b>	<b>13-17</b>	<b>--</b>	
<b>2019-20</b>	<b>Georgia Tech</b>	<b>8-1</b>		

**Bold** = Head Coach

**HEAD COACH (10 SEASONS) 170-118 (.581)**

**ASSISTANT COACH (8 SEASONS) 210-49 (.811)**

**18 OVERALL SEASONS 380-167 (.691)**

Stephen F. Austin (3 seasons) 87-12 (.879)  
Louisiana Tech (5 seasons) 123-37 (.769)  
Purdue (1 season) 17-11 (.607)  
Auburn (8 seasons) 145-106 (.578)  
Georgia Tech (1 season) 8-1 (1.000)

## FORTNER PROFESSIONAL COACHING

### PROFESSIONAL COACHING EXPERIENCE

SEASON	TEAM	RECORD
<b>1997-2000</b>	<b>USA Basketball</b>	<b>101-14</b>
<b>2001</b>	<b>Indiana Fever</b>	<b>10-22</b>
<b>2002</b>	<b>Indiana Fever</b>	<b>16-16</b>
<b>2003</b>	<b>Indiana Fever</b>	<b>16-18</b>

**Overall with U.S. national team** 101-14 (.878)

**Overall with Indiana Fever** 42-56 (.429)

### USA WOMEN'S BASKETBALL TOURNAMENT MEDALS

Tournament	Record	Place
2000 Olympic Games	8-0	Gold
1999 Pan American Games	4-3	Bronze
1998 FIBA World Championship	9-0	Gold
1998 R. William Jones Cup	5-0	Gold

## FORTNER HEAD COACHING EXPERIENCE

1996-97 Purdue (17-11, 12-4 Big Ten - Big Ten regular-season champion, NCAA Tournament)  
1997-2000 U.S. National Team (101-14)  
2001 Indiana Fever (10-22)  
2002 Indiana Fever (16-16)  
2003 Indiana Fever (16-18)  
2004-05 Auburn (16-13, 6-8 SEC)  
2005-06 Auburn (14-15, 4-10 SEC)  
2006-07 Auburn (21-13, 6-8 SEC)  
2007-08 Auburn (20-12, 7-7 SEC - NCAA Tournament)  
2008-09 Auburn (30-4, 12-2 SEC - SEC regular-season champion, NCAA Tournament)  
2009-10 Auburn (15-16, 5-11 SEC)  
2010-11 Auburn (16-16, 8-8 SEC - WNIT)  
2011-12 Auburn (13-17, 5-11 SEC - WNIT)  
2019-20 Georgia Tech (8-1)

**Overall at Purdue** 17-11 (.607)

**Overall with U.S. national team** 101-14 (.878)

**Overall with Indiana Fever** 42-56 (.429)

**Overall at Auburn** 145-106 (.578)

**Overall at Georgia Tech** 8-1 (1.000)

**Overall as a college head coach** 170-118 (.581)

**Overall as a head coach** 313-188 (.620)

## CAREER STATS

## Individual Career History

## Bates, Sarah

			Total		3-Point		F-Throws		Rebounds											Scoring	
Season	gp-gs	min/avg	fg-fga	pct	fg-fga	pct	ft-fa	pct	off	def	tot	avg	pf	fo	ast	to	blk	stl	pts	avg	
2019-20	8-0	53/6.6	5-15	.333	3-12	.250	2-4	.500	0	5	5	0.6	3	0	2	2	0	2	15	1.9	
TOTAL	8-0	53/6.6	5-15	.333	3-12	.250	2-4	.500	0	5	5	0.6	3	0	2	2	0	2	15	1.9	

## Carson, Jasmine

			Total		3-Point		F-Throws		Rebounds											Scoring	
Season	gp-gs	min/avg	fg-fga	pct	fg-fga	pct	ft-fa	pct	off	def	tot	avg	pf	fo	ast	to	blk	stl	pts	avg	
2018-19	22-1	120/5.5	14-53	.264	11-38	.289	5-8	.625	0	3	3	0.1	12	0	5	9	0	7	44	2.0	
2019-20	9-0	205/22.8	43-91	.473	18-37	.486	3-6	.500	6	21	27	3.0	7	0	7	15	1	11	107	11.9	
TOTAL	31-1	325/10.5	57-144	.396	29-75	.387	8-14	.571	6	24	30	1.0	19	0	12	24	1	18	151	4.9	

## Cubaj, Lorela

			Total		3-Point		F-Throws		Rebounds											Scoring	
Season	gp-gs	min/avg	fg-fga	pct	fg-fga	pct	ft-fa	pct	off	def	tot	avg	pf	fo	ast	to	blk	stl	pts	avg	
2017-18	34-32	701/20.6	57-173	.329	1-6	.167	12-26	.462	46	104	150	4.4	72	1	50	52	26	46	127	3.7	
2018-19	30-29	851/28.4	90-220	.409	1-4	.250	28-56	.500	70	149	219	7.3	96	2	59	70	31	44	209	7.0	
2019-20	9-9	288/32.0	42-87	.483	3-9	.333	14-26	.538	22	66	88	9.8	28	0	27	17	16	14	101	11.2	
TOTAL	73-70	1840/25.2	189-480	.394	5-19	.263	54-108	.500	138	319	457	6.3	196	3	136	139	73	104	437	6.0	

## Diouf, Anne

			Total		3-Point		F-Throws		Rebounds											Scoring	
Season	gp-gs	min/avg	fg-fga	pct	fg-fga	pct	ft-fa	pct	off	def	tot	avg	pf	fo	ast	to	blk	stl	pts	avg	
2016-17	13-1	31/2.4	1-2	.500	0-0	.000	0-0	.000	2	7	9	0.7	3	0	0	3	2	1	2	0.2	
2018-19	26-0	182/7.0	10-31	.323	0-0	.000	12-15	.800	16	30	46	1.8	19	0	4	18	5	8	32	1.2	
2019-20	8-0	113/14.1	5-20	.250	0-1	.000	3-10	.300	15	24	39	4.9	13	0	2	8	4	2	13	1.6	
TOTAL	47-1	326/6.9	16-53	.302	0-1	.000	15-25	.600	33	61	94	2.0	35	0	6	29	11	11	47	1.0	

## Fletcher, Kierra

			Total		3-Point		F-Throws		Rebounds											Scoring	
Season	gp-gs	min/avg	fg-fga	pct	fg-fga	pct	ft-fa	pct	off	def	tot	avg	pf	fo	ast	to	blk	stl	pts	avg	
2017-18	34-34	902/26.5	98-233	.421	0-2	.000	61-102	.598	57	120	177	5.2	88	2	78	60	10	55	257	7.6	
2018-19	27-27	853/31.6	81-221	.367	0-3	.000	79-111	.712	60	96	156	5.8	68	2	74	67	10	47	241	8.9	
2019-20	9-9	284/31.6	30-58	.517	1-2	.500	18-27	.667	22	34	56	6.2	18	0	39	22	2	10	79	8.8	
TOTAL	70-70	2039/29.1	209-512	.408	1-7	.143	158-240	.658	139	250	389	5.6	174	4	191	149	22	112	577	8.2	

## Hermosa, Nerea

			Total		3-Point		F-Throws		Rebounds											Scoring	
Season	gp-gs	min/avg	fg-fga	pct	fg-fga	pct	ft-fa	pct	off	def	tot	avg	pf	fo	ast	to	blk	stl	pts	avg	
2019-20	9-9	214/23.8	31-59	.525	0-0	.000	10-15	.667	17	32	49	5.4	21	0	13	17	4	9	72	8.0	
TOTAL	9-9	214/23.8	31-59	.525	0-0	.000	10-15	.667	17	32	49	5.4	21	0	13	17	4	9	72	8.0	

## Jefferson, Daijah

			Total		3-Point		F-Throws		Rebounds											Scoring	
Season	gp-gs	min/avg	fg-fga	pct	fg-fga	pct	ft-fa	pct	off	def	tot	avg	pf	fo	ast	to	blk	stl	pts	avg	
2018-19	23-0	191/8.3	16-66	.242	9-38	.237	5-8	.625	11	12	23	1.0	17	0	6	18	2	4	46	2.0	
2019-20	8-0	52/6.5	7-13	.538	1-1	1.000	2-2	1.000	2	8	10	1.3	7	0	1	5	3	1	17	2.1	
TOTAL	31-0	243/7.8	23-79	.291	10-39	.256	7-10	.700	13	20	33	1.1	24	0	7	23	5	5	63	2.0	



## CAREER STATS

## Individual Career History

## Lahtinen, Lotta-Maj

			Total		3-Point		F-Throws		Rebounds											Scoring	
Season	gp-gs	min/avg	fg-fga	pct	fg-fga	pct	ft-fta	pct	off	def	tot	avg	pf	fo	ast	to	blk	stl	pts	avg	
2018-19	30-5	602/20.1	53-159	.333	13-49	.265	23-31	.742	31	34	65	2.2	67	3	66	65	2	48	142	4.7	
2019-20	9-9	269/29.9	32-82	.390	13-35	.371	12-17	.706	23	23	46	5.1	14	0	24	10	2	6	89	9.9	
TOTAL	39-14	871/22.3	85-241	.353	26-84	.310	35-48	.729	54	57	111	2.8	81	3	90	75	4	54	231	5.9	

## Montgomery, Kondalia

			Total		3-Point		F-Throws		Rebounds											Scoring	
Season	gp-gs	min/avg	fg-fga	pct	fg-fga	pct	ft-fta	pct	off	def	tot	avg	pf	fo	ast	to	blk	stl	pts	avg	
2018-19	12-0	43/3.6	3-7	.429	0-0	.000	2-2	1.000	2	2	4	0.3	9	0	2	4	0	1	8	0.7	
2019-20	9-0	50/5.6	1-3	.333	0-0	.000	3-6	.500	0	2	2	0.2	7	0	3	5	0	1	5	0.6	
TOTAL	21-0	93/4.4	4-10	.400	0-0	.000	5-8	.625	2	4	6	0.3	16	0	5	9	0	2	13	0.6	

## Nwora, Ronni

## Pan, Francesca

			Total		3-Point		F-Throws		Rebounds											Scoring	
Season	gp-gs	min/avg	fg-fga	pct	fg-fga	pct	ft-fta	pct	off	def	tot	avg	pf	fo	ast	to	blk	stl	pts	avg	
2016-17	36-35	966/26.8	154-420	.367	63-200	.315	43-68	.632	45	90	135	3.8	101	6	40	78	18	42	414	11.5	
2017-18	34-34	1056/31.1	156-445	.351	79-242	.326	95-133	.714	25	64	89	2.6	73	0	66	65	19	41	486	14.3	
2018-19	27-24	827/30.6	112-341	.328	58-188	.309	41-51	.804	15	89	104	3.9	65	3	49	63	11	55	323	12.0	
2019-20	9-9	272/30.2	44-117	.376	18-55	.327	28-33	.848	9	35	44	4.9	17	0	25	12	5	11	134	14.9	
TOTAL	106-102	3121/29.4	466-1323	.352	218-685	.318	207-285	.726	94	278	372	3.5	256	9	180	218	53	149	1357	12.8	

## Scott, Chanin

			Total		3-Point		F-Throws		Rebounds											Scoring	
Season	gp-gs	min/avg	fg-fga	pct	fg-fga	pct	ft-fta	pct	off	def	tot	avg	pf	fo	ast	to	blk	stl	pts	avg	
2016-17	37-9	677/18.3	65-151	.430	6-12	.500	30-54	.556	62	88	150	4.1	91	1	22	52	9	31	166	4.5	
2017-18	33-22	598/18.1	93-200	.465	10-33	.303	25-41	.610	61	68	129	3.9	50	0	24	53	9	28	221	6.7	
2018-19	28-3	539/19.3	68-138	.493	1-7	.143	21-32	.656	46	57	103	3.7	57	1	30	45	2	29	158	5.6	
TOTAL	98-34	1814/18.5	226-489	.462	17-52	.327	76-127	.598	169	213	382	3.9	198	2	76	150	20	88	545	5.6	

**DAIJAH JEFFERSON****#00****Redshirt-Sophomore • 6'0" • Guard • Hopewell, Va. • Hopewell****THE JEFFERSON FILE**

Chipped in six points in Tech's win over Grambling State (11/10)...Played two minutes in Tech's win at Georgia (11/17), marking the first victory in program history in Athens..Blocked personal-best two shots against Georgia State (11/20)...Added four points and pulled down four rebounds in Tech's win over ETSU (12/15).

**KEY SEASON AVERAGES**

Points	Rebounds	Blocks
<b>2.1</b>	<b>1.3</b>	<b>0.4</b>

**CAREER & SEASON HIGHS****Points**

Season: 6 vs. Grambling State (11/10/19)  
 Career: 14 vs. Western Carolina (11/14/18)

**Field Goals**

Season: 2, 3x, last vs. ETSU (12/15/19)  
 Career: 5 vs. Western Carolina (11/14/18)

**Field Goals Attempted**

Season: 4 vs. ETSU (12/15/19)  
 Career: 12 vs. Western Carolina (11/14/18)

**3- Point Field Goals**

Season: 1 vs. Seton Hall (11/28/19)  
 Career: 3 vs. Western Carolina (11/14/18)

**3- Point Field Goals Attempted**

Season: 1 vs. Seton Hall (11/28/19)  
 Career: 7 vs. Western Carolina (11/14/18)

**Free Throws**

Season: 2 vs. Grambling State (11/10/19)  
 Career: 3 vs. Idaho State (11/23/18)

**Free Throws Attempted**

Season: 2 vs. Grambling State (11/10/19)  
 Career: 4 vs. Idaho State (11/23/18)

**Rebounds**

Season: 4 vs. ETSU (12/15/19)  
 Career: 6 at Notre Dame (2/3/19)

**Assists**

Season: 1 vs. Georgia State (11/20/19)  
 Career: 2 at Notre Dame (2/3/19)

**Steals**

Season: 1 vs. Grambling State (11/10/19)  
 Career: 4 vs. Western Carolina (11/14/18)

**Blocks**

Season: 2 vs. Georgia State (11/20/19)  
 Career: 2 vs. Georgia State (11/20/19)

**Turnovers**

Season: 1, 5x, last vs. ETSU (12/15/19)  
 Career: 3, 2x, last vs. Wofford (12/30/18)

**Minutes**

Season: 14 vs. ETSU (12/15/19)  
 Career: 24 vs. Western Carolina (11/14/18)

**Miscellaneous**

	Career	19-20
Double-Doubles:	-	-
Double Figure Points:	1	-
Double Figure Rebounds:	-	-
Led Team In Points/Rebs:	-	-
20+ Points:	-	-

**2019-20 GAME-BY-GAME**

Opponent	Date	gs	min	Total		3-Pointers		Free throws		Rebounds				pf	a	t/o	blk	stl	pts	avg
				fg-fga	pct	3fg-fga	pct	ft-fa	pct	off	def	tot	avg							
HOUSTON	11/05/19	4	0-0	.000	0-0	.000	0-0	.000	0	2	2	2.0	0	0	0	1	0	0	0.0	
GRAMBLING	11/10/19	12	2-3	.667	0-0	.000	2-2	1.000	2	1	3	2.5	2	0	1	0	1	6	3.0	
at Georgia	11/17/19	2	0-0	.000	0-0	.000	0-0	.000	0	0	0	1.7	0	0	0	0	0	0	2.0	
GEORGIA ST.	11/20/19	10	1-3	.333	0-0	.000	0-0	.000	0	1	1	1.5	2	1	1	2	0	2	2.0	
vs Seton Hall	11/28/19	7	2-2	1.000	1-1	1.000	0-0	.000	0	0	0	1.2	3	0	1	0	0	5	2.6	
WISCONSIN	12/05/19	2	0-1	.000	0-0	.000	0-0	.000	0	0	0	1.0	0	0	0	0	0	0	2.2	
at Kennesaw St.	12/08/19	1	0-0	.000	0-0	.000	0-0	.000	0	0	0	0.9	0	0	1	0	0	0	1.9	
ETSU	12/15/19	14	2-4	.500	0-0	.000	0-0	.000	0	4	4	1.3	0	0	1	0	0	4	2.1	
Totals		0	52	7-13	.538	1-1	1.000	2-2	1.000	2	8	10	1.3	7	1	5	3	1	17	2.1

Games played: 8

Minutes/game: 6.5

Points/game: 2.1

FG Pct: 53.8

3FG Pct: 100.0

FT Pct: 100.0

Rebounds/game: 1.3

Assists/game: 0.1

Turnovers/game: 0.6

Assist/turnover ratio: 0.2

Steals/game: 0.1

Blocks/game: 0.4



## JASMINE CARSON

## #2

Sophomore • 5'10" • Guard • Memphis, Tenn. • McEachern Powder Springs

### THE CARSON FILE

Recorded just her second game scoring in double-figures against Grambling State (11/10)...Posted 11 points on five field goals, including a three pointer...Also recorded first career block against the Tigers...Had a strong night at Georgia (11/17), scoring 15 points off 5-of-9 shooting, including a 4-for-5 effort from three-point range...Had stellar game against Georgia State (11/20), leading the team with 21 points on eight field goals...Also secured six rebounds and three steals...Contributed nine points in Tech's win at Kennesaw State (12/8/19), hitting four field goals...Dropped a career-high 26 points in Tech's win over ETSU (12/15), going 10-for-15 from the field and 6-for-8 from three-point range to record personal-highs in field goals and three-pointers made.

### KEY SEASON AVERAGES

Points **11.9** Rebounds **3.0** Steals **1.2**

### CAREER & SEASON HIGHS

#### Points

Season: 26 vs. ETSU (12/15/19)

Career: 26 vs. ETSU (12/15/19)

#### Field Goals

Season: 10 vs. ETSU (12/15/19)

Career: 10 vs. ETSU (12/15/19)

#### Field Goals Attempted

Season: 15 vs. ETSU (12/15/19)

Career: 15 vs. ETSU (12/15/19)

#### 3- Point Field Goals

Season: 6 vs. ETSU (12/15/19)

Career: 6 vs. ETSU (12/15/19)

#### 3- Point Field Goals Attempted

Season: 8 vs. ETSU (12/15/19)

Career: 8 vs. ETSU (12/15/19)

#### Free Throws

Season: 1, 3x, last vs. Georgia State (11/20/19)

Career: 2 vs. Idaho State (11/23/18)

#### Free Throws Attempted

Season: 3 vs. Houston (11/5/19)

Career: 3 vs. Houston (11/5/19)

#### Rebounds

Season: 6 vs. Georgia State (11/20/19)

Career: 6 vs. Georgia State (11/20/19)

#### Assists

Season: 2, 2x, last vs. ETSU (12/15/19)

Career: 2, 2x, last vs. ETSU (12/15/19)

#### Steals

Season: 3 vs. Georgia State (11/20/19)

Career: 3 vs. Georgia State (11/20/19)

#### Blocks

Season: 1 vs. Grambling State (11/10/19)

Career: 1 vs. Grambling State (11/10/19)

#### Turnovers

Season: 3, 2x, last vs. Seton Hall (11/28/19)

Career: 3, 3x, last vs. Seton Hall (11/28/19)

#### Minutes

Season: 28 vs. Georgia State (11/20/19)

Career: 28 vs. Georgia State (11/20/19)

#### Miscellaneous

	Career	19-20
Double-Doubles:	-	-
Double Figure Points:	5	4
Double Figure Rebounds:	-	-
Led Team In Points/Rebs:	3/0	2/0
20+ Points:	2	2

### 2019-20 GAME-BY-GAME

Opponent	Date	gs	min	Total		3-Pointers		Free throws		Rebounds				pf	a	t/o	blk	stl	pts	avg
				fg-fga	pct	3fg-fga	pct	ft-fa	pct	off	def	tot	avg							
HOUSTON	11/05/19	22	2-10	.200	0-2	.000	1-3	.333	2	2	4	4.0	0	0	1	0	2	5	5.0	
GRAMBLING	11/10/19	20	5-10	.500	1-5	.200	0-0	.000	1	1	2	3.0	2	1	0	1	1	11	8.0	
at Georgia	11/17/19	24	5-9	.556	4-5	.800	1-2	.500	0	1	1	2.3	1	1	0	0	0	15	10.3	
GEORGIA ST.	11/20/19	28	8-11	.727	4-6	.667	1-1	1.000	3	3	6	3.3	0	1	3	0	3	21	13.0	
vs Seton Hall	11/28/19	21	3-8	.375	1-4	.250	0-0	.000	0	4	4	3.4	1	2	3	0	1	7	11.8	
vs Rutgers	11/30/19	21	2-7	.286	0-2	.000	0-0	.000	0	3	3	3.3	2	0	2	0	1	4	10.5	
WISCONSIN	12/05/19	19	4-12	.333	1-3	.333	0-0	.000	0	2	2	3.1	0	0	2	0	0	9	10.3	
at Kennesaw St.	12/08/19	23	4-9	.444	1-2	.500	0-0	.000	0	0	0	2.8	1	0	2	0	1	9	10.1	
ETSU	12/15/19	27	10-15	.667	6-8	.750	0-0	.000	0	5	5	3.0	0	2	2	0	2	26	11.9	
Totals		0	205	43-91	.473	18-37	.486	3-6	.500	6	21	27	3.0	7	7	15	1	11	107	11.9

Games played: 9

Minutes/game: 22.8

Points/game: 11.9

FG Pct: 47.3

3FG Pct: 48.6

FT Pct: 50.0

Rebounds/game: 3.0

Assists/game: 0.8

Turnovers/game: 1.7

Assist/turnover ratio: 0.5

Steals/game: 1.2

Blocks/game: 0.1



## SARAH BATES

## #3

Redshirt-Sophomore • 5'9" • Guard • Fresno, Calif. • Kansas State

### THE BATES FILE

Made debut as a Yellow Jacket in the season-opener against Houston (11/5)...Knocked down first three-pointer at Tech against Grambling State (11/10)... Took the floor for two minutes at Georgia (11/17) in Tech's first-ever win over the Lady Bulldogs in Athens...Added six points, hitting a season-high two three-pointers, in Tech's win over ETSU (12/15).

### KEY SEASON AVERAGES

Points  
**1.9**

Rebounds  
**0.6**

Steals  
**0.3**

### CAREER & SEASON HIGHS

#### Points

Season: 6 vs. ETSU (12/15/19)

Career: 25, 2x, last at UC Davis (1/27/18) \*

#### Field Goals

Season: 2 vs. ETSU (12/15/19)

Career: 9 at UC Davis (1/27/18) \*

#### Field Goals Attempted

Season: 4, 2x, last vs. ETSU (12/15/19)

Career: 17 at UC Davis (1/27/18) \*

#### 3- Point Field Goals

Season: 2 vs. ETSU (12/15/19)

Career: 7 at UC Davis (1/27/18) \*

#### 3- Point Field Goals Attempted

Season: 4 vs. ETSU (12/15/19)

Career: 12 at UC Davis (1/27/18) \*

#### Free Throws

Season: 2 vs. Georgia State (11/20/19)

Career: 12 at Northern Arizona (11/10/17) \*

#### Free Throws Attempted

Season: 4 vs. Georgia State (11/20/19)

Career: 16 at Northern Arizona (11/10/17) \*

#### Rebounds

Season: 1, 5x, last vs. ETSU (12/15/19)

Career: 7 vs. San Diego State (12/22/17) \*

#### Assists

Season: 1, 2x, last vs. ETSU (12/15/19)

Career: 6 vs. Hawai'i (2/3/18) \*

#### Steals

Season: 1, 2x, last vs. Georgia State (11/20/19)

Career: 3 vs. CSUN (1/31/18) \*

#### Blocks

Season:

Career: 1, 3x, last at Hawai'i (3/1/18) \*

#### Turnovers

Season: 1, 2x, last vs. ETSU (12/15/19)

Career: 5, 2x, last at Cal Poly (2/21/18)\*

#### Minutes

Season: 18 vs. ETSU (12/15/19)

Career: 40, 2x, last at Cal Poly (2/21/18)\*

#### Miscellaneous

	Career	19-20
Double-Doubles:	-	-
Double Figure Points:	-	-
Double Figure Rebounds:	-	-
Led Team In Points/Rebs:	-	-
20+ Points:	-	-

\* Career-high set at UC Santa Barbara

### 2019-20 GAME-BY-GAME

Opponent	Date	gs	min	Total		3-Pointers		Free throws		Rebounds				pf	a	t/o	blk	stl	pts	avg
				fg-fga	pct	3fg-fga	pct	ft-fa	pct	off	def	tot	avg							
HOUSTON	11/05/19	1	1-1	1.000	0-0	.000	0-0	.000	0	1	1	1.0	0	0	0	0	0	0	2	2.0
GRAMBLING	11/10/19	11	1-4	.250	1-3	.333	0-0	.000	0	1	1	1.0	0	0	0	0	1	3	2.5	
at Georgia	11/17/19	2	0-1	.000	0-1	.000	0-0	.000	0	0	0	0.7	0	0	0	0	0	0	1.7	
GEORGIA ST.	11/20/19	7	1-2	.500	0-1	.000	2-4	.500	0	0	0	0.5	1	0	0	0	1	4	2.3	
vs Seton Hall	11/28/19	3	0-0	.000	0-0	.000	0-0	.000	0	1	1	0.6	0	0	0	0	0	0	1.8	
WISCONSIN	12/05/19	3	0-1	.000	0-1	.000	0-0	.000	0	0	0	0.5	0	1	1	0	0	0	1.5	
at Kennesaw St.	12/08/19	8	0-2	.000	0-2	.000	0-0	.000	0	1	1	0.6	0	0	0	0	0	0	1.3	
ETSU	12/15/19	18	2-4	.500	2-4	.500	0-0	.000	0	1	1	0.6	2	1	1	0	0	6	1.9	
Totals		0	53	5-15	.333	3-12	.250	2-4	.500	0	5	5	0.6	3	2	2	0	2	15	1.9

Games played: 8

Minutes/game: 6.6

Points/game: 1.9

FG Pct: 33.3

3FG Pct: 25.0

FT Pct: 50.0

Rebounds/game: 0.6

Assists/game: 0.3

Turnovers/game: 0.3

Assist/turnover ratio: 1.0

Steals/game: 0.3

**ANNE FRANCOISE DIOUF**

#4

Redshirt-Junior • 6'4" • Forward • Dakar, Senegal • IMG Academy

**THE DIOUF FILE**

Helped Tech record its first-ever win in Athens over Georgia (11/17) with six rebounds and two blocks in 14 minutes of playing time...Secured six rebounds in win over Georgia State (11/20) and recorded a block...Added four points and pulled down six rebounds in win over ETSU (12/15).

**KEY SEASON AVERAGES**

Points	Rebounds	Blocks
<b>1.6</b>	<b>4.9</b>	<b>0.5</b>

**CAREER & SEASON HIGHS****Points**

Season: 4 vs. ETSU (12/15/19)

Career: 5 vs. Western Carolina (11/14/18)

**Field Goals**

Season: 1, 5x, last vs. ETSU (12/15/19)

Career: 2 vs. Florida State (3/3/19)

**Field Goals Attempted**

Season: 5, 2x, last vs. Georgia State (11/20/19)

Career: 5, 2x, last vs. Georgia State (11/20/19)

**3- Point Field Goals**

Season:

Career:

**3- Point Field Goals Attempted**

Season: 1 at Georgia (11/17/19)

Career: 1 at Georgia (11/17/19)

**Free Throws**

Season: 2 vs. ETSU (12/15/19)

Career: 4 vs. Idaho State (11/23/18)

**Free Throws Attempted**

Season: 6 vs. ETSU (12/15/19)

Career: 6 vs. ETSU (12/15/19)

**Rebounds**

Season: 6, 4x, last vs. ETSU (12/15/19)

Career: 7 vs. Alabama State (12/5/18)

**Assists**

Season: 1, 2x, last vs. Georgia State (11/20/19)

Career: 1, 6x, last vs. Georgia State (11/20/19)

**Steals**

Season: 1, 2x, last at Georgia (11/17/19)

Career: 2, 2x, last at Louisville (1/13/19)

**Blocks**

Season: 2 at Georgia (11/17/19)

Career: 2, 3x, last at Georgia (11/17/19)

**Turnovers**

Season: 2, 3x, last vs. ETSU (12/15/19)

Career: 3, 2x, last at Notre Dame (2/3/19)

**Minutes**

Season: 28 vs. Houston (11/5/19)

Career: 28 vs. Houston (11/5/19)

**Miscellaneous**

	Career	19-20
Double-Doubles:	-	-
Double Figure Points:	-	-
Double Figure Rebounds:	-	-
Led Team In Points/Rebs:	0/1	-
20+ Points:	-	-

**2019-20 GAME-BY-GAME**

Opponent	Date	gs	min	Total		3-Pointers		Free throws		Rebounds				pf	a	t/o	blk	stl	pts	avg
				fg-fga	pct	3fg-fga	pct	ft-fa	pct	off	def	tot	avg							
HOUSTON	11/05/19		28	1-5	.200	0-0	.000	0-0	.000	1	5	6	6.0	1	0	1	0	1	2	2.0
GRAMBLING	11/10/19		12	1-2	.500	0-0	.000	0-0	.000	1	4	5	5.5	4	1	0	0	0	2	2.0
at Georgia	11/17/19		14	0-2	.000	0-1	.000	0-2	.000	1	5	6	5.7	0	0	1	2	1	0	1.3
GEORGIA ST.	11/20/19		19	1-5	.200	0-0	.000	0-0	.000	3	3	6	5.8	2	1	2	1	0	2	1.5
vs Seton Hall	11/28/19		15	1-3	.333	0-0	.000	1-2	.500	2	2	4	5.4	1	0	2	1	0	3	1.8
vs Rutgers	11/30/19		1	0-0	.000	0-0	.000	0-0	.000	1	0	1	4.7	0	0	0	0	0	0	1.5
WISCONSIN	12/05/19		10	0-1	.000	0-0	.000	0-0	.000	3	2	5	4.7	3	0	0	0	0	0	1.3
ETSU	12/15/19		14	1-2	.500	0-0	.000	2-6	.333	3	3	6	4.9	2	0	2	0	0	4	1.6
Totals		0	113	5-20	.250	0-1	.000	3-10	.300	15	24	39	4.9	13	2	8	4	2	13	1.6

Games played: 8

Minutes/game: 14.1

Points/game: 1.6

FG Pct: 25.0

3FG Pct: 0.0

FT Pct: 30.0

Rebounds/game: 4.9

Assists/game: 0.3

Turnovers/game: 1.0

Assist/turnover ratio: 0.3

Steals/game: 0.3

Blocks/game: 0.5



**KONDALIA MONTGOMERY****#12****Sophomore • 5'7" • Guard • Tacoma, Wash. • Lincoln****THE MONTGOMERY FILE**

Took the floor for two minutes in Tech's win at Georgia (11/17), marking the first program win in Athens...Went 2-for-2 from the charity stripe in win over ETSU (12/15) and hit a field goal to finish with four points.

**KEY SEASON AVERAGES**

Points      Rebounds      Assists  
**0.6**      **0.2**      **0.3**

**CAREER & SEASON HIGHS****Points**

Season: 4 vs. ETSU (12/15/19)

Career: 6 vs. North Carolina (3/7/19)

**Field Goals**

Season: 1 vs. ETSU (12/15/19)

Career: 2 vs. North Carolina (3/7/19)

**Field Goals Attempted**

Season: 2 vs. Seton Hall (11/28/19)

Career: 3 at Houston (11/9/18)

**3- Point Field Goals**

Season:

Career:

**3- Point Field Goals Attempted**

Season:

Career:

**Free Throws**

Season: 2 vs. ETSU (12/15/19)

Career: 2, 2x, last vs. ETSU (12/15/19)

**Free Throws Attempted**

Season: 2, 3x, last vs. ETSU (12/15/19)

Career: 2, 4x, last vs. ETSU (12/15/19)

**Rebounds**

Season: 1, 2x, last vs. Wisconsin (12/5/19)

Career: 1, 6x, last vs. Wisconsin (12/5/19)

**Assists**

Season: 1, 3x, last vs. Seton Hall (11/28/19)

Career: 1, 5x, last vs. Seton Hall (11/28/19)

**Steals**

Season: 1 vs. Houston (11/5/19)

Career: 1, 2x, last vs. Houston (11/5/19)

**Blocks**

Season:

Career:

**Turnovers**

Season: 3 vs. Houston (11/5/19)

Career: 3 vs. Houston (11/5/19)

**Minutes**

Season: 12 vs. Seton Hall (11/28/19)

Career: 15 vs. North Carolina (3/7/19)

**Miscellaneous**

	Career	19-20
Double-Doubles:	-	-
Double Figure Points:	-	-
Double Figure Rebounds:	-	-
Led Team In Points/Rebs:	-	-
20+ Points:	-	-

**2019-20 GAME-BY-GAME**

Opponent	Date	gs	min	Total		3-Pointers		Free throws		Rebounds				pf	a	t/o	blk	stl	pts	avg
				fg-fga	pct	3fg-fga	pct	ft-fa	pct	off	def	tot	avg							
HOUSTON	11/05/19	11		0-0	.000	0-0	.000	0-0	.000	0	0	0	0.0	2	0	3	0	1	0	0.0
GRAMBLING	11/10/19	4		0-0	.000	0-0	.000	0-0	.000	0	1	1	0.5	0	1	1	0	0	0	0.0
at Georgia	11/17/19	2		0-0	.000	0-0	.000	0-0	.000	0	0	0	0.3	0	0	1	0	0	0	0.0
GEORGIA ST.	11/20/19	5		0-0	.000	0-0	.000	1-2	.500	0	0	0	0.3	0	1	0	0	0	1	0.3
vs Seton Hall	11/28/19	12		0-2	.000	0-0	.000	0-2	.000	0	0	0	0.2	2	1	0	0	0	0	0.2
vs Rutgers	11/30/19	0		0-0	.000	0-0	.000	0-0	.000	0	0	0	0.2	1	0	0	0	0	0	0.2
WISCONSIN	12/05/19	4		0-0	.000	0-0	.000	0-0	.000	0	1	1	0.3	1	0	0	0	0	0	0.1
at Kennesaw St.	12/08/19	3		0-0	.000	0-0	.000	0-0	.000	0	0	0	0.3	0	0	0	0	0	0	0.1
ETSU	12/15/19	9		1-1	1.000	0-0	.000	2-2	1.000	0	0	0	0.2	1	0	0	0	0	4	0.6
Totals		0	50	1-3	.333	0-0	.000	3-6	.500	0	2	2	0.2	7	3	5	0	1	5	0.6

Games played: 9

Minutes/game: 5.6

Points/game: 0.6

FG Pct: 33.3

FT Pct: 50.0

Rebounds/game: 0.2

Assists/game: 0.3

Turnovers/game: 0.6

Assist/turnover ratio: 0.6

Steals/game: 0.1

**LORELA CUBAJ****#13****Junior • 6'4" • Forward • Terni, Italy • Istituto Paritario G. Parini****THE CUBAJ FILE**

Led team with nine rebounds in season-opener against Houston (11/5)...Chipped in 14 points in Tech's win over Grambling State (11/10), hitting five field goals and four free throws...Tied for team-best with eight rebounds against the Tigers...Had a strong outing at Georgia (11/17), finishing with nine points, eight rebounds and three blocks as Tech defeated Georgia in Athens for the first time in program history...Notched first double-double of the season against Georgia State (11/20) with 12 points and 12 rebounds, while also season-best four steals...Recorded second consecutive double-double against Seton Hall in the Junkanoo Jam (11/28), while matching her career-high in assists with seven...Pulled down team-best 12 rebounds in Junkanoo Jam championship game against Rutgers (11/30)...Named to Junkanoo Jam All-Tournament Team...Led Jackets with 11 rebounds in win over Wisconsin (12/5) for fourth-straight game pulling down double-figure rebounds...Recorded her seventh career double-double in win over ETSU (12/15) with a career-high 20 points and 11 rebounds...Marked first career game with 20-plus points.

**KEY SEASON AVERAGES**

Points	Rebounds	Assists
<b>11.2</b>	<b>9.8</b>	<b>3.0</b>

**CAREER & SEASON HIGHS****Points**

Season: 20 vs. ETSU (12/15/19)

Career: 20 vs. ETSU (12/15/19)

**Field Goals**

Season: 8, 2x, last vs. ETSU (12/15/19)

Career: 8, 4x, last vs. ETSU (12/15/19)

**Field Goals Attempted**

Season: 13, 2x, last vs. ETSU (12/15/19)

Career: 16 vs. Bethune-Cookman (3/15/18)

**3- Point Field Goals**

Season: 1, 3x, last vs. ETSU (12/15/19)

Career: 1, 5x, last vs. ETSU (12/15/19)

**3- Point Field Goals Attempted**

Season: 2, 3x, last vs. Seton Hall (11/28/19)

Career: 2, 4x, last vs. Seton Hall (11/28/19)

**Free Throws**

Season: 4, 2x, last at Kennesaw State (12/8/19)

Career: 5 vs. Duke (1/10/19)

**Free Throws Attempted**

Season: 6 vs. ETSU (12/15/19)

Career: 11 vs. Duke (1/10/19)

**Rebounds**

Season: 12, 3x, last vs. Rutgers (11/30/19)

Career: 13 vs. Bethune-Cookman (3/15/18)

**Assists**

Season: 7 vs. Seton Hall (11/28/19)

Career: 7, 2x, last vs. Seton Hall (11/28/19)

**Steals**

Season: 4 vs. Georgia State (11/20/19)

Career: 5, twice

**Blocks**

Season: 3, 3x, last at Kennesaw State (12/8/19)

Career: 3, 7x, last at Georgia (11/17/19)

**Turnovers**

Season: 7 vs. Houston (11/5/19)

Career: 7 vs. Houston (11/5/19)

**Minutes**

Season: 39 vs. Rutgers (11/30/19)

Career: 50 at Houston (11/9/18)

**Miscellaneous**

	Career	19-20
Double-Doubles:	7	3
Double Figure Points:	14	4
Double Figure Rebounds:	13	5
Led Team In Points/Rebs:	3/22	1/8
20+ Points:	1	1

**2019-20 GAME-BY-GAME**

				Total		3-Pointers		Free throws		Rebounds											
Opponent	Date	qs	min	fg-fga	pct	3fg-fga	pct	ft-fla	pct	off	def	tot	avg	pf	a	t/o	blk	stl	pts	avg	
HOUSTON	11/05/19	*	29	3-10	.300	0-1	.000	1-4	.250	3	6	9	9.0	4	1	7	2	1	7	7.0	
GRAMBLING	11/10/19	*	31	5-11	.455	0-0	.000	4-4	1.000	5	3	8	8.5	1	1	0	3	2	14	10.5	
at Georgia	11/17/19	*	35	4-7	.571	1-2	.500	0-0	.000	3	5	8	8.3	3	3	0	3	0	9	10.0	
GEORGIA ST.	11/20/19	*	25	5-11	.455	1-3	.333	1-2	.500	2	10	12	9.3	4	3	0	0	4	12	10.5	
vs Seton Hall	11/28/19	*	30	8-13	.615	0-2	.000	0-1	.000	2	10	12	9.8	3	7	2	0	3	16	11.6	
vs Rutgers	11/30/19	*	39	3-4	.750	0-0	.000	0-3	.000	1	11	12	10.2	4	2	1	2	1	6	10.7	
WISCONSIN	12/05/19	*	35	4-11	.364	0-0	.000	1-2	.500	1	10	11	10.3	4	3	2	2	1	9	10.4	
at Kennesaw St.	12/08/19	*	37	2-7	.286	0-0	.000	4-4	1.000	2	3	5	9.6	2	4	4	3	2	8	10.1	
ETSU	12/15/19	*	27	8-13	.615	1-1	1.000	3-6	.500	3	8	11	9.8	3	3	1	1	0	20	11.2	
Totals		9	288	42-87	.483	3-9	.333	14-26	.538	22	66	88	9.8	28	27	17	16	14	101	11.2	

Games played: 9

Minutes/game: 32.0

Points/game: 11.2

FG Pct: 48.3

3FG Pct: 33.3

FT Pct: 53.8

Rebounds/game: 9.8

Assists/game: 3.0

Turnovers/game: 1.9

Assist/turnover ratio: 1.6

Steals/game: 1.6

Blocks/game: 1.8



## NEREA HERMOSA

## #20

Freshman • 6'5" • Center • Vitoria, Spain • IES Joaquim Blume

### THE HERMOSA FILE

Made her collegiate debut against Houston (11/5), finishing with four points and three rebounds...Had a strong performance against Grambling State (11/10), notching her first double-figure game with 15 points, going 5-for-6 from both the field and free throw line...Blocked three shots in Tech's win at Georgia (11/17), marking the first program win in history in Athens...Pulled down season-best nine rebounds in win over Georgia State (11/20), while also dishing out season-high four assists...Added 12 points in win over Seton Hall in Junkanoo Jam (11/28), going 6-for-9 from the field...Led team against Rutgers (11/30) offensively with 13 points in Junkanoo Jam championship game...Scored game-high 14 points in win over Wisconsin (12/5), connecting on 7-for-10 from the field to set season-bests.

### KEY SEASON AVERAGES

Points	Rebounds	Assists
<b>8.0</b>	<b>5.4</b>	<b>1.4</b>

### CAREER & SEASON HIGHS

#### Points

Season: 15 vs. Grambling State (11/10/19)

#### Field Goals

Season: 7 vs. Wisconsin (12/5/19)

#### Field Goals Attempted

Season: 10 vs. Wisconsin (12/5/19)

#### 3- Point Field Goals

Season:

#### 3- Point Field Goals Attempted

Season:

#### Free Throws

Season: 5 vs. Grambling State (11/10/19)

#### Free Throws Attempted

Season: 6 vs. Grambling State (11/10/19)

#### Rebounds

Season: 9 vs. Georgia State (11/20/19)

#### Assists

Season: 4 vs. Georgia State (11/20/19)

#### Steals

Season: 3 vs. Grambling State (11/10/19)

#### Blocks

Season: 2 at Georgia (11/17/19)

#### Turnovers

Season: 4, 2x, last vs. Rutgers (11/30/19)

#### Minutes

Season: 40 vs. Rutgers (11/30/19)

#### Miscellaneous

	Career	19-20
Double-Doubles:	-	-
Double Figure Points:	4	4
Double Figure Rebounds:	-	-
Led Team In Points/Rebs:	2/0	2/0
20+ Points:	-	-

### 2019-20 GAME-BY-GAME

				Total		3-Pointers		Free throws		Rebounds											
Opponent	Date	gs	min	fg-fga	pct	3fg-fga	pct	ft-fga	pct	off	def	tot	avg	pf	a	t/o	blk	stl	pts	avg	
HOUSTON	11/05/19	*	9	1-2	.500	0-0	.000	2-4	.500	2	1	3	3.0	4	1	3	0	0	4	4.0	
GRAMBLING	11/10/19	*	26	5-6	.833	0-0	.000	5-6	.833	1	4	5	4.0	2	3	0	0	3	15	9.5	
at Georgia	11/17/19	*	19	1-6	.167	0-0	.000	0-0	.000	1	2	3	3.7	3	0	0	2	1	2	7.0	
GEORGIA ST.	11/20/19	*	26	3-7	.429	0-0	.000	0-0	.000	2	7	9	5.0	2	4	3	1	2	6	6.8	
vs Seton Hall	11/28/19	*	28	6-9	.667	0-0	.000	0-0	.000	3	4	7	5.4	2	2	4	0	0	12	7.8	
vs Rutgers	11/30/19	*	40	5-9	.556	0-0	.000	3-4	.750	3	4	7	5.7	2	1	4	0	1	13	8.7	
WISCONSIN	12/05/19	*	32	7-10	.700	0-0	.000	0-0	.000	2	4	6	5.7	3	2	3	0	1	14	9.4	
at Kennesaw St.	12/08/19	*	14	0-4	.000	0-0	.000	0-0	.000	0	3	3	5.4	1	0	0	1	0	0	8.3	
ETSU	12/15/19	*	20	3-6	.500	0-0	.000	0-1	.000	3	3	6	5.4	2	0	0	0	1	6	8.0	
Totals		9	214	31-59	.525	0-0	.000	10-15	.667	17	32	49	5.4	21	13	17	4	9	72	8.0	

Games played: 9

Minutes/game: 23.8

Points/game: 8.0

FG Pct: 52.5

FT Pct: 66.7

Rebounds/game: 5.4

Assists/game: 1.4

Turnovers/game: 1.9

Assist/turnover ratio: 0.8

Steals/game: 1.0

Blocks/game: 0.4

**RONNI NWORA****#21**

Freshman • 6'2" • Forward/Center • Buffalo, N.Y. • The Park School of Buffalo

**THE NWORA FILE****KEY SEASON AVERAGES**

Points	Rebounds	Assists
<b>0.0</b>	<b>0.0</b>	<b>0.0</b>

**CAREER & SEASON HIGHS****Points**

Season:

**Field Goals**

Season:

**Field Goals Attempted**

Season:

**3- Point Field Goals**

Season:

**3- Point Field Goals Attempted**

Season:

**Free Throws**

Season:

**Free Throws Attempted**

Season:

**Rebounds**

Season:

**Assists**

Season:

**Steals**

Season:

**Blocks**

Season:

**Turnovers**

Season:

**Minutes**

Season:

**Miscellaneous**

	Career	19-20
Double-Doubles:	-	-
Double Figure Points:	-	-
Double Figure Rebounds:	-	-
Led Team In Points/Rebs:	-	-
20+ Points:	-	-

**2019-20 GAME-BY-GAME**

**CHANIN SCOTT****#24**

Senior • 6'0" • Guard • Charlotte, N.C. • Myers Park High School

**THE SCOTT FILE****KEY SEASON AVERAGES (2018-19)**

Points	Rebounds	Assists
<b>5.6</b>	<b>3.7</b>	<b>1.1</b>

**CAREER & SEASON HIGHS****Points**

Season: 14, 2x, last vs. Alabama State (12/5/18)

Career: 17, 2x, last vs. Southern Miss (12/21/17)

**Field Goals**

Season: 7 at Georgia State (12/2/18)

Career: 7, 4x, last at Georgia State (12/2/18)

**Field Goals Attempted**

Season: 12 vs. Georgia (11/18/18)

Career: 13 at Kennesaw State (11/16/16)

**3- Point Field Goals**

Season: 1 vs. North Carolina (3/7/19)

Career: 3 vs. Southern Miss (12/21/17)

**3- Point Field Goals Attempted**

Season: 1, 4x, last vs. NC State (1/27/19)

Career: 3, 4x, last vs. North Carolina (3/7/19)

**Free Throws**

Season: 6 vs. Idaho State (11/23/18)

Career: 6 vs. Idaho State (11/23/18)

**Free Throws Attempted**

Season: 8 vs. Idaho State (11/23/18)

Career: 8 vs. Idaho State (11/23/18)

**Rebounds**

Season: 10 vs. North Carolina (3/7/19)

Career: 13 at Princeton (11/19/17)

**Assists**

Season: 4, 2x, last vs. Virginia Tech (2/17/19)

Career: 4, 2x, last vs. Virginia Tech (2/17/19)

**Steals**

Season: 6 vs. GW (11/22/18)

Career: 6 vs. GW (11/22/18)

**Blocks**

Season: 1, 2x, last vs. Virginia Tech (2/17/19)

Career: 3 vs. Clemson (12/31/17)

**Turnovers**

Season: 5 at Boston College (1/3/19)

Career: 5, 2x, last at Boston College (1/3/19)

**Minutes**

Season: 37 vs. North Carolina (3/7/19)

Career: 37 vs. North Carolina (3/7/19)

**Miscellaneous**

	Career	18-19
Double-Doubles:	3	1
Double Figure Points:	23	6
Double Figure Rebounds:	4	1
Led Team In Points/Rebs:	5/3	0/2
20+ Points:	-	-

**2019-20 GAME-BY-GAME**





## LOTTA-MAJ LAHTINEN

## #31

Sophomore • 5'7" • Guard • Helsinki, Finland • Makelanrinne Sports

### THE LAHTINEN FILE

Recorded a strong night in the season-opener, scoring 16 points against Houston (11/5) off a then-career-high seven field goals...Also pulled down eight rebounds against the Cougars...Chipped in 11 points at Georgia (11/17) in Tech's first win in program history in Athens...Added 12 points in Tech's win over Seton Hall in the Junkanoo Jam (11/28), going 5-for-6 from the free throw line...Poured in a personal-best 18 points in Tech's win at Kennesaw State (12/8), hitting a career-high four three-pointers and pulling down a new personal-best nine rebounds.

### KEY SEASON AVERAGES

Points **9.9** Rebounds **5.1** Assists **2.7**

### CAREER & SEASON HIGHS

#### Points

Season: 18 at Kennesaw State (12/8/19)

Career: 18 at Kennesaw State (12/8/19)

#### Field Goals

Season: 7, 2x, last at Kennesaw State (12/8/19)

Career: 7, 2x, last at Kennesaw State (12/8/19)

#### Field Goals Attempted

Season: 14, 2x, last at Kennesaw State (12/8/19)

Career: 14, 2x, last at Kennesaw State (12/8/19)

#### 3- Point Field Goals

Season: 4 at Kennesaw State (12/8/19)

Career: 4 at Kennesaw State (12/8/19)

#### 3- Point Field Goals Attempted

Season: 8 at Kennesaw State (12/8/19)

Career: 8 at Kennesaw State (12/8/19)

#### Free Throws

Season: 5 vs. Seton Hall (11/28/19)

Career: 6 at UNC (1/31/19)

#### Free Throws Attempted

Season: 6 vs. Seton Hall (11/28/19)

Career: 6, 2x, last vs. Seton Hall (11/28/19)

#### Rebounds

Season: 9 at Kennesaw State (12/8/19)

Career: 9 at Kennesaw State (12/8/19)

#### Assists

Season: 6, 2x, last vs. ETSU (12/15/19)

Career: 7 vs. Florida State (3/3/19)

#### Steals

Season: 2 vs. Houston (11/5/19)

Career: 6, 2x, last at Virginia (2/24/19)

#### Blocks

Season: 1, 2x, last at Kennesaw State (12/8/19)

Career: 1, 4x, last at Kennesaw State (12/8/19)

#### Turnovers

Season: 3, 2x, last at Kennesaw State (12/8/19)

Career: 8 at Houston (11/9/18)

#### Minutes

Season: 36 at Kennesaw State (12/8/19)

Career: 39 at Miami (2/28/19)

#### Miscellaneous

	Career	19-20
Double-Doubles:	-	-
Double Figure Points:	7	4
Double Figure Rebounds:	-	-
Led Team In Points/Rebs:	1/0	-
20+ Points:	-	-

### 2019-20 GAME-BY-GAME

Opponent	Date	qs	min	Total		3-Pointers		Free throws		Rebounds				pf	a	t/o	blk	stl	pts	avg
				fg-fga	pct	3fg-fga	pct	ft-fa	pct	off	def	tot	avg							
HOUSTON	11/05/19	*	34	7-14	.500	1-5	.200	1-1	1.000	6	2	8	8.0	1	4	0	1	2	16	16.0
GRAMBLING	11/10/19	*	25	2-10	.200	2-6	.333	2-2	1.000	3	1	4	6.0	2	6	1	0	0	8	12.0
at Georgia	11/17/19	*	33	4-9	.444	2-4	.500	1-2	.500	2	1	3	5.0	3	0	0	0	0	11	11.7
GEORGIA ST.	11/20/19	*	27	2-4	.500	0-0	.000	1-2	.500	3	4	7	5.5	2	2	0	0	0	5	10.0
vs Seton Hall	11/28/19	*	27	3-10	.300	1-4	.250	5-6	.833	2	2	4	5.2	3	0	0	0	1	12	10.4
vs Rutgers	11/30/19	*	27	2-8	.250	1-3	.333	1-2	.500	0	1	1	4.5	1	2	2	0	1	6	9.7
WISCONSIN	12/05/19	*	27	3-5	.600	0-0	.000	1-1	1.000	4	2	6	4.7	0	2	3	0	1	7	9.3
at Kennesaw St.	12/08/19	*	36	7-14	.500	4-8	.500	0-1	.000	3	6	9	5.3	1	2	3	1	0	18	10.4
ETSU	12/15/19	*	33	2-8	.250	2-5	.400	0-0	.000	0	4	4	5.1	1	6	1	0	1	6	9.9
Totals		9	269	32-82	.390	13-35	.371	12-17	.706	23	23	46	5.1	14	24	10	2	6	89	9.9

Games played: 9

Minutes/game: 29.9

Points/game: 9.9

FG Pct: 39.0

3FG Pct: 37.1

FT Pct: 70.6

Rebounds/game: 5.1

Assists/game: 2.7

Turnovers/game: 1.1

Assist/turnover ratio: 2.4

Steals/game: 0.7

Blocks/game: 0.2



## FRANCESCA PAN

## #33

Senior • 6'1" • Guard • Bassano del Grappa, Italy • Istituto G. Parini Mestre

### THE PAN FILE

Opened her senior season leading the Yellow Jackets offensively in both games, scoring 24 points against Houston (11/5) and 17 points against Grambling State (11/10)...Her 24 points in the opener were two points shy of matching her career-high...Led Jackets offensively at Georgia (11/17) with 20 points, hitting 4-of-6 three-pointers and four free throws...Secured seven rebounds as Tech defeated Georgia for the first time in program history in Athens...Tied for team-lead in scoring against Seton Hall (11/28), chipping in 16 points in the opening game of the Junkanoo Jam...Led all scorers in Tech's win at Kennesaw State (12/8) with 21 points, hitting three three-pointers and going 6-for-7 from the free throw line...Also dished out a career-high five assists against the Owls.

### KEY SEASON AVERAGES

Points	Rebounds	Assists
<b>14.9</b>	<b>4.9</b>	<b>2.8</b>

### CAREER & SEASON HIGHS

#### Points

Season: 24 vs. Houston (11/5/19)

Career: 26, 2x, last vs. Virginia Tech (2/17/19)

#### Field Goals

Season: 8 vs. Houston (11/5/19)

Career: 10, 2x, last at Houston (11/9/18)

#### Field Goals Attempted

Season: 17 vs. Grambling State (11/10/19)

Career: 23, 3x, last vs. Clemson (2/28/18)

#### 3- Point Field Goals

Season: 6 vs. Houston (11/5/19)

Career: 6 vs. Houston (11/5/19)

#### 3- Point Field Goals Attempted

Season: 11, 2x, last vs. Grambling State (11/10/19)

Career: 14, 2x, last at Virginia (2/24/19)

#### Free Throws

Season: 7 vs. Seton Hall (11/28/19)

Career: 7, 6x, last vs. Seton Hall (11/28/19)

#### Free Throws Attempted

Season: 7, 2x, last at Kennesaw State (12/8/19)

Career: 10, 2x, last at Syracuse (1/4/18)

#### Rebounds

Season: 7, 2x, last at Georgia (11/17/19)

Career: 10 vs. Syracuse (1/20/19)

#### Assists

Season: 5 at Kennesaw State (12/8/19)

Career: 5 at Kennesaw State (12/8/19)

#### Steals

Season: 3 vs. Houston (11/5/19)

Career: 6, 2x, last vs. WCU (11/14/18)

#### Blocks

Season: 1, 5x, last vs. Rutgers (11/30/19)

Career: 3 vs. Alabama State (11/13/16)

#### Turnovers

Season: 4 at Georgia (11/17/19)

Career: 8, 2x, last at Georgia State (12/2/18)

#### Minutes

Season: 38 at Kennesaw State (12/8/19)

Career: 50 vs. Michigan (4/1/17)

#### Miscellaneous

	Career	19-20
Double-Doubles:	1	-
Double Figure Points:	71	6
Double Figure Rebounds:	1	-
Led Team In Points/Rebs:	31/3	5/0
20+ Points:	18	3

### 2019-20 GAME-BY-GAME

Opponent	Date	gs	min	Total		3-Pointers		Free throws		Rebounds				pf	a	t/o	blk	stl	pts	avg	
				fg-fga	pct	3fg-fga	pct	ft-fa	pct	off	def	tot	avg								
HOUSTON	11/05/19	*	34	8-16	.500	6-11	.545	2-2	1.000	3	4	7	7.0	0	2	1	1	3	24	24.0	
GRAMBLING	11/10/19	*	28	7-17	.412	3-11	.273	0-0	.000	0	2	2	4.5	1	3	1	1	0	17	20.5	
at Georgia	11/17/19	*	32	6-12	.500	4-6	.667	4-4	1.000	0	7	7	5.3	3	1	4	1	0	20	20.3	
GEORGIA ST.	11/20/19	*	26	4-12	.333	0-5	.000	1-2	.500	1	5	6	5.5	1	4	2	1	0	9	17.5	
vs Seton Hall	11/28/19	*	25	4-10	.400	1-3	.333	7-7	1.000	1	2	3	5.0	2	2	1	0	2	16	17.2	
vs Rutgers	11/30/19	*	37	2-16	.125	0-5	.000	3-4	.750	1	5	6	5.2	4	1	2	1	2	7	15.5	
WISCONSIN	12/05/19	*	36	5-15	.333	0-4	.000	3-5	.600	2	3	5	5.1	2	3	0	0	1	13	15.1	
at Kennesaw St.	12/08/19	*	38	6-14	.429	3-7	.429	6-7	.857	0	4	4	5.0	2	5	0	0	1	21	15.9	
ETSU	12/15/19	*	16	2-5	.400	1-3	.333	2-2	1.000	1	3	4	4.9	2	4	1	0	2	7	14.9	
Totals			9	272	44-117	.376	18-55	.327	28-33	.848	9	35	44	4.9	17	25	12	5	11	134	14.9

Games played: 9

Minutes/game: 30.2

Points/game: 14.9

FG Pct: 37.6

3FG Pct: 32.7

FT Pct: 84.8

Rebounds/game: 4.9

Assists/game: 2.8

Turnovers/game: 1.3

Assist/turnover ratio: 2.1

Steals/game: 1.2

Blocks/game: 0.6



## KIERRA FLETCHER

## #41

Junior • 5'9" • Guard • Warren, Mich. • Warren Cousino High School

### THE FLETCHER FILE

Recorded her first game in double-figures against Grambling State (11/10), chipping in 13 points, while dishing out seven assists to match her career-high.. Second on the team in scoring at Georgia (11/17), pitching in 16 points on seven field goals, including her first-ever three-pointer as Tech defeated Georgia in Athens for the first time in program history...Finished with eight points, five rebounds, five assists, a block and a steal in win over Wisconsin (12/5)...Pulled down a season-best nine rebounds in win at Kennesaw State (12/8)

### KEY SEASON AVERAGES

Points	Rebounds	Assists
<b>8.8</b>	<b>6.2</b>	<b>4.3</b>

### CAREER & SEASON HIGHS

#### Points

Season: 16 at Georgia (11/17/19)

Career: 25 at Houston (11/9/18)

#### Field Goals

Season: 7 at Georgia (11/17/19)

Career: 10 at Houston (11/9/18)

#### Field Goals Attempted

Season: 16 at Georgia (11/17/19)

Career: 16 at Georgia (11/17/19)

#### 3- Point Field Goals

Season: 1 at Georgia (11/17/19)

Career: 1 at Georgia (11/17/19)

#### 3- Point Field Goals Attempted

Season: 2 at Georgia (11/17/19)

Career: 2, 2x, last at Georgia (11/17/19)

#### Free Throws

Season: 3, 4x, last at Kennesaw State (12/8/19)

Career: 10 vs. Syracuse (1/20/19)

#### Free Throws Attempted

Season: 6 vs. Rutgers (11/30/19)

Career: 11, 2x, last vs. Syracuse (1/20/19)

#### Rebounds

Season: 9 at Kennesaw State (12/8/19)

Career: 14 vs. Seton Hall (12/20/18)

#### Assists

Season: 7, 2x, last at Georgia (11/17/19)

Career: 7, 4x, last at Georgia (11/17/19)

#### Steals

Season: 6 vs. Grambling State (11/10/19)

Career: 7 vs. Miami (2/22/18)

#### Blocks

Season: 1, 2x, last vs. Wisconsin (12/5/19)

Career: 3 at Notre Dame (2/3/19)

#### Turnovers

Season: 4, 2x, last vs. Rutgers (11/30/19)

Career: 7, 2x, last at Houston (11/9/18)

#### Minutes

Season: 40 at Kennesaw State (12/8/19)

Career: 48 at Houston (11/9/18)

#### Miscellaneous

	Career	19-20
Double-Doubles:	2	-
Double Figure Points:	23	2
Double Figure Rebounds:	3	-
Led Team In Points/Rebs:	5/6	-
20+ Points:	2	-

### 2019-20 GAME-BY-GAME

				Total		3-Pointers		Free throws		Rebounds										
Opponent	Date	gs	min	fg-fga	pct	3fg-fga	pct	ft-fita	pct	off	def	tot	avg	pf	a	t/o	blk	stl	pts	avg
HOUSTON	11/05/19	*	28	3-8	.375	0-0	.000	3-4	.750	3	4	7	7.0	3	3	4	0	0	9	9.0
GRAMBLING	11/10/19	*	31	5-6	.833	0-0	.000	3-4	.750	5	3	8	7.5	0	7	1	0	6	13	11.0
at Georgia	11/17/19	*	37	7-16	.438	1-2	.500	1-1	1.000	3	4	7	7.3	1	7	3	1	2	16	12.7
GEORGIA ST.	11/20/19	*	27	3-4	.750	0-0	.000	1-2	.500	0	2	2	6.0	2	4	2	0	0	7	11.3
vs Seton Hall	11/28/19	*	32	3-4	.750	0-0	.000	2-4	.500	1	5	6	6.0	1	4	3	0	0	8	10.6
vs Rutgers	11/30/19	*	35	2-6	.333	0-0	.000	3-6	.500	4	3	7	6.2	3	3	4	0	0	7	10.0
WISCONSIN	12/05/19	*	32	3-6	.500	0-0	.000	2-2	1.000	1	4	5	6.0	2	5	1	1	1	8	9.7
at Kennesaw St.	12/08/19	*	40	2-5	.400	0-0	.000	3-4	.750	3	6	9	6.4	2	2	2	0	1	7	9.4
ETSU	12/15/19	*	22	2-3	.667	0-0	.000	0-0	.000	2	3	5	6.2	4	4	2	0	0	4	8.8
Totals		9	284	30-58	.517	1-2	.500	18-27	.667	22	34	56	6.2	18	39	22	2	10	79	8.8

Games played: 9

Minutes/game: 31.6

Points/game: 8.8

FG Pct: 51.7

3FG Pct: 50.0

FT Pct: 66.7

Rebounds/game: 6.2

Assists/game: 4.3

Turnovers/game: 2.4

Assist/turnover ratio: 1.8

Steals/game: 1.1

Blocks/game: 0.2

## TV/RADIO ROSTER



**Daijah Jefferson** **00**  
F • 6-2 • r-So.



**Jasmine Carson** **2**  
G • 5-10 • So.



**Sarah Bates** **3**  
G • 5-9 • r-So.




**Anne Françoise Diouf** **4**  
F • 6-4 • r-Jr.




**Kondalia Montgomery** **12**  
G • 5-7 • So.



**Lorela Cubaj** **13**  
F • 6-4 • Jr.



**Nerea Hermosa** **20**  
C • 6-5 • Fr.



**Ronni Nwora** **21**  
F/C • 6-2 • Fr.




**Chanin Scott** **24**  
G • 6-0 • Sr.



**Lotta-Maj Lahtinen** **31**  
G • 5-7 • So.



**Francesca Pan** **33**  
G • 6-1 • Sr.



**Kierra Fletcher** **41**  
G • 5-9 • Jr.



**Nell Fortner**  
Head Coach



**Tasha Butts**  
Assistant Coach



**Blanche Alverson**  
Assistant Coach



**Brandy Manning**  
Assistant Coach



**Mickie DeMoss**  
Chief of Staff



**Ashlee Villarreal**  
Director of Operations



**Sydney Durrah**  
Director of Video



**Cortnee Walton**  
Recruiting Operations



**Katie Wilkins**  
Graduate Manager



**Yolanda Berryhill**  
Player Development Coach



**Rachel Matthews**  
Athletic Trainer