

# NC STATE FOOTBALL

#1PACK1GOAL

## SERIES HISTORY:

**Overall** ..... Georgia Tech leads 19-10  
**Home** ..... Georgia Tech leads 9-6  
**Away** ..... Georgia Tech leads 10-4  
**Last Meeting** ..... NCSU 23, GT 56 (11/8/14)

## TELEVISION: ESPN

**Play-by-Play** ..... Adam Amin  
**Analyst** ..... Matt Hasselbeck, Pat McAfee  
**Sidelines** ..... Molly McGrath

## RADIO: WOLFPACK SPORTS NETWORK

**Flagship** ..... WRAL 101.5 FM  
**Sirius/XM Channels** ..... 371  
**Play-by-Play** ..... Gary Hahn  
**Analyst** ..... Johnny Evans  
**Sidelines** ..... Tony Haynes

## SOCIAL MEDIA:

**Twitter** ..... @PackFootball  
**Instagram** ..... @packfootball  
**Facebook** ..... StatePackFootball  
**Snapchat** ..... packfootball

## LAST TIME OUT:

**NC State** ..... L, 20-34, vs Louisville  
**Georgia Tech** ..... L 0-45, vs. Virginia Tech

## TEAM HISTORY

**All-Time Record** ..... 608-581-55  
**Record at Carter-Finley Stadium** ..... 211-116-6  
**First Year of Football** ..... 1892

## NC STATE COACHING STAFF

Name (Positions Coached)	Game Day Location
George Barlow (AHC/CB)	Field
John Garrison (OL)	Field
Tony Gibson (Co DC/SAF)	Field
Todd Goebbel (TE/FB/ST)	Field
Aaron Henry (Nickels)	Up
Dave Huxtable (DC/LB)	Up
Des Kitchings (Co-OC/RB)	Up
George McDonald (Co-OC/WR/RC)	Field
Kevin Patrick (DL)	Field
Kurt Roper (QB)	Up

## GAME 11

## NC STATE (4-6, 1-5 ACC) vs. Georgia Tech (2-8, 1-6 ACC)

Thursday, Nov. 21, 2019 • 8 p.m. • Atlanta, Ga. • Bobby Dodd Stadium (55,500) • ESPN



### WOLFPACK

Head Coach: **Dave Doeren**  
 Alma Mater: Drake '94  
 Record at NCSU: 47-40 (7th yr)  
 Overall Record: 70-44 (9th yr.)



### GEORGIA TECH

Head Coach: **Geoff Collins**  
 Alma Mater: W. Carolina '94  
 Rec. at GT: 2-8 (1st yr)  
 Overall Record: 17-18 (3rd yr)

## THE SERIES vs. GEORGIA TECH

- NC State does not have a home win over Georgia Tech since 2000, but the Pack has won each of its last two trips to Georgia Tech. NC State won 45-28 in 2010 - its last trip to Atlanta - and also 17-13 in 2005.
- For the second-straight season, NC State will play a Thursday night game with a short-week of rest. Last year, the Pack fell at home to Wake Forest (27-23) on its short week.
- NC State has won its last five matchups against ACC Coastal Division teams, including its last three on the road, all dating back to 2016. NC State's last loss on the road to an ACC Coastal team was in 2015 at Virginia Tech.

## NOTING THE WOLFPACK

- NC State would become bowl eligible for the sixth straight year with wins in its last two games. That would be the second-longest streak in school history and the longest under a single coach.
- The Wolfpack, which had posted back-to-back nine win seasons prior to 2019 - has been crippled by injuries this season - seven players (including five starters) have been lost for the season while many others have missed multiple games.
- NC State has started 45 different players this season - the highest total in the Power 5.
- NC State has played more freshmen this season than any team in the nation with the exception of Clemson.
- The Wolfpack has had *no* senior starters on offense for the past three games- a first for a Dave Doeren-coached team at NC State.
- A total of 14 former Wolfpack players that played for the Wolfpack in 2017 and 2018 are on 2019 NFL rosters this season.
- The Wolfpack's two kickers - punter Trenton Gill and placekicker Christopher Dunn - are both up for the national awards for their position (the Guy and Groza Awards respectively). NC State has had a player win a national honor each of the past two seasons (Bradley Chubb - Nagurski and Hendricks in 2017 and Garrett Bradbury - Remington in 2018).
- NC State leads the nation with five alums currently playing quarterback in the NFL: Philip Rivers (Chargers), Russell Wilson (Seahawks), Mike Glennon (Raiders), Jacoby Brissett (Colts), Ryan Finley (Bengals). Four were current starters before Brissett was hurt two weeks ago.

## 2019 SCHEDULES/RESULTS

NC STATE					
Date	Opponent	Time/Res.	TV/Score	Att.	
Aug. 31	East Carolina	W	34-5	57,633	
Sept. 7	Western Carolina	W	41-0	55,681	
14	@ West Virginia	L	27-44	57,052	
21	Ball State	W	34-23	57,702	
28	@ Florida State	L	13-31	60,351	
Oct. *10	Syracuse	W	16-10	55,860	
19	@ Boston College	L	24-45	30,275	
Nov. 2	@ Wake Forest	L	10-44	31,199	
9	Clemson	L	10-55	57,886	
16	Louisville	L	20-34	54,089	
*21	@ Georgia Tech	8 pm	ESPN		
30	UNC	7 pm	ACCN		

\* Thursday night game

GEORGIA TECH				
Date	Opponent	Time/Res.	Score/TV	
8/29	@ Clemson	L	14-52	
9/7	USF	W	14-10	
9/14	The Citadel	L (OT)	24-27	
9/28	@ Temple	L	2-24	
10/5	UNC	L	22-38	
10/12	@ Duke	L	23-41	
10/19	@ Miami	W (OT)	28-21	
11/2	Pitt	L	10-20	
11/9	@ Virginia	L	28-33	
11/16	Virginia Tech	L	0-45	
11/21	NC State	8 pm	ESPN	
11/30	Georgia	TBD	TBD	



## WOLFPACK FOOTBALL COMMUNICATIONS CONTACTS

**Physical Address** ..... Murphy Football Center  
4600 Trinity Rd, Raleigh, NC 27607  
**Mailing Address** ..... PO Box 8504  
Raleigh, NC 27695



### ANNABELLE MYERS

Assistant AD/Communications  
Office: 919.515.1181  
Cell: 919.819.8302  
332B Murphy Football Ctr (3rd floor)  
Email: amyers@ncsu.edu



### BRIAN REINHARDT

Director of Athletics Digital Communications  
Office: 919.746.9479  
Cell: 919.819.8317  
Email: breinha@ncsu.edu



### CLAIRE FISCHER

Communications Assistant  
Cell: 419.953.1972  
Email: cefische@ncsu.edu

## MEDIA AVAILABILITY

### GAME WEEK

(post-practice interviews in Close-King lobby, times subject to change)

Mondays, 12 pm ..... Doeren Press Conference  
(Vaughn Towers Chancellor's Suite)  
Tuesdays, 11:45 am ..... Post-practice interviews  
Defensive coaches, players  
Wednesdays, 11:45 am ..... Post-practice interviews  
Offensive coaches, players  
Thursdays, 11:15 am ..... Post-practice interview  
Head Coach Dave Doeren  
Thursdays, 2 pm ..... Doeren Radio Interviews

## NC STATE QUICK FACTS

### WOLFPACK FOOTBALL HISTORY

First Year of Football: ..... 1892 (126th season)  
All-time Record: ..... 608-581-55  
Bowl Appearances: ..... 32 (17-14-1)

### STADIUM INFORMATION

Name: ..... Carter-Finley Stadium  
Field: ..... Wayne T. Day Family Field  
Press Box: ..... Vaughn Towers  
Capacity: ..... 57,600  
Surface: ..... Natural Grass  
First Year: ..... 1966  
Stadium Record: ..... 211-116-6

### NC STATE UNIVERSITY INFORMATION

Location: ..... Raleigh, N.C.  
Founded: ..... 1887  
Enrollment: ..... 35,479  
Colors: ..... Red (PMS 186 C) & White  
Chancellor: ..... Dr. Randy Woodson  
Athletics Director: ..... Boo Corrigan

### SILVER LININGS

In spite of the Wolfpack's struggles this season, there is a silver lining to losing so many players to injuries. The future is bright for NC State football, as numerous true freshmen have seen action this season, with several starting games.

The Wolfpack has played 18 true freshmen in 2019, with nine playing in more than the four game limit for redshirting. Next season, those young players will be experienced true sophomores.

### OUT FOR THE SEASON

The Wolfpack has been battered and bruised .... literally ... in 2019. Through 10 games, seven different scholarship players have suffered season-ending injuries - including five starters (or projected starters).

Certain positions have been hit extremely hard with injuries. The Wolfpack was without its top five cornerbacks against Louisville.

The tight ends are down two of the three scholarship players that were expected to see action this season. Over on the O-Line, both Justin Witt and Tyrone Riley were projected to be the Pack's starting two tackles during the summer.

#### Out for the Season

Name	Yr	Pos	Starter?	Gms Missed
Dylan Autenrieth	RS-Jr.	TE	✓	7
Chris Ingram	Jr.	CB	✓	4
Taiyon Palmer	RS-Fr.	CB		5
C.J. Riley	RS-Jr.	WR	✓	9
Tyrone Riley	RS-Sr.	OT	✓	10
Teshaun Smith	So.	CB		4
Justin Witt	Jr.	OT	✓	4

### OUT FOR A WHILE

In addition to those seven players, five other starters have missed (or are projected to miss) multiple games: CB Nick McCloud (8 games), DE James Smith-Williams (3 games), LB Louis Aceus (2), DT Val Martin (2), RB Ricky Person (4 games), and TE Dylan Parham (2).

NC State has suffered so many injuries that the coaching staff has had to curtail their weekly developmental practice periods - where players who are redshirting and younger backups get a chance to work with their position coaches instead of with the scout team. The reason? So many of the guys who should be on the developmental squad are now having to play.

#### Multiple Games Missed

Val Martin	RS-Jr.	DT		2
Nick McCloud	Sr.	CB	✓	8
Dylan Parham	RS-Jr.	TE		2
Ricky Person	So.	RB	✓	3
J. Smith-Williams	RS-Gr.	DE	✓	3
Louis Aceus	Jr.	LB	✓	2

### GETTING YOUNGER

NC State's 2019 squad was young to start the season with just 11 scholarship seniors to start fall camp - one of the lowest totals in the nation. As the season has progressed, the Pack has gotten younger and younger in terms of starters and total players seeing action.

In the Pack's last outing, 13 starters were either freshmen or sophomores, while three true freshmen started the contest.

Against Clemson, a whopping 26 freshmen saw action - more than the number of juniors (9) and seniors (10) combined!.

NC State ranks third nationally in freshmen played this season with 33.

### SENIOR STARTERS

There are none at the moment ... at least not on offense for the Wolfpack. In the last few outings, only four seniors have started on the entire team and they have all been on defense. Offensive starters last week included two true fresh-

#### STARTERS BY CLASS

Game	Fr	So	Jr	Sr
ECU	0	6	10	6
WCU	1	7	9	5
WVU	2	7	10	3
BSU	2	6	9	5
FSU	2	6	8	6
SYR	4	6	6	6
BC	5	7	5	5
WFU	7	6	5	4
CLEM	9	5	3	5
LOU	6	7	5	4

#### MOST FRESHMAN PLAYED (2019)

Rk.	School	True	RS	Total
1.	Clemson	35	13	48
2.	Okla. State	13	23	36
3.	NC State	18	15	33
	USC	19	13	32
5.	Alabama	21	10	31
	Tennessee	21	10	31

## NC STATE VS. Georgia Tech

## 2019 STATS COMPARISON

	NCSU	GT
Points/Game	22.9	16.5
First Downs	216	155
Rushing Yards/Game	145.2	146.4
Passing Yards/Game	236.5	143.8
Total Offense/Game	381.7	290.2
INTs Thrown	7	10
Sacks Allowed	1.70	2.70
Points Allowed/Game	29.2	31.1
Rushing Yards Allowed/Game	127.5	213.4
Passing Yards Allowed/Game	249.7	198.4
Total Offense Allowed/Game	377.2	411.8
Interceptions by	3	7
Sacks By	3.20	1.60
Turnover Margin	-1.10	-0.50
Kickoff Return Avg.	17.94	20.66
Punt Return Avg.	14.36	5.53
Penalties per Game/Pen. Yds	6.10/54.10	5.00/43.90

## 2019 NCAA RANKING

	NCSU	GT
Points/Game	105th	123rd
First Downs	62nd	127th
Rushing Yards/Game	88th	87th
Passing Yards/Game	62nd	120th
Total Offense/Game	87th	125th
INTs Thrown	49th	91st
Sacks Allowed	46th	105th
Points Allowed/Game	79th	93rd
Rushing Yards Allowed/Game	31st	119th
Passing Yards Allowed/Game	95th	29th
Total Offense Allowed/Game	53rd	79th
Interceptions by	126th	78th
Sacks By	15th	100th
Turnover Margin	124th	104th
Kickoff Return Avg.	108th	62nd
Punt Return Avg.	9th	100th
Fewest Penalties/Game	59th	22nd

## 2019 ACC STANDINGS

ATLANTIC DIVISION	ACC	Overall
Clemson	8-0	11-0
Louisville	4-3	6-4
Florida State	4-4	6-5
Wake Forest	3-3	7-3
Boston College	3-4	5-5
NC State	1-5	4-6
Syracuse	1-5	4-6

## COASTAL DIVISION

	ACC	Overall
Virginia	5-2	7-3
Pitt	4-2	7-3
Virginia Tech	4-2	7-3
Miami	4-3	6-4
North Carolina	3-4	4-6
Duke	2-4	4-6
Georgia Tech	1-6	2-8

## WEEK 13 ACC SCHEDULE

NC State at Georgia Tech (Thurs.)	8 p.m., ESPN
Liberty at Virginia	12 p.m., RSN
Boston College at Notre Dame	2:30 p.m., NBC
Pitt at Virginia Tech	3:30 p.m.
Mercer at North Carolina	3:30 p.m., RSN
Syracuse at Louisville	4 p.m., ACCNE
Miami at FIU	7 p.m., CBSSN
Duke at Wake Forest	7:30 p.m., ACCNE

men, two redshirt freshmen, three sophomores, four juniors and *no* seniors.

The Wake Forest game marked the first game under Dave Doeren that the offense has started the game with no senior starters. The only game in the past decade even close to a number that low was in 2010, when there were just two seniors starting on offense for head coach Tom O'Brien

## FROM WALKON TO WATCHLIST

At the beginning of August, Trenton Gill was a walk-on who had never punted in a game. Now just a few months later, he's a candidate for the award as the nation's top punter.

Gill has been a bright spot for the Wolfpack in 2019, as he currently ranks second in the ACC and fifth nationally with a 47.9 yards per punt average. That mark would be a Wolfpack record if the season ended today. Against Clemson, he turned in a 52.2 average on five punts - the No. 7 mark in school history, while his 52.4 mark against Louisville (on two punts) ranks fourth in the record book.

His standout numbers have earned Gill a spot on the list of nominees for the 2019 Ray Guy Award. That award, which honors the nation's top punter, is presented by the Augusta Sports Council at The Home Depot College Football Awards show on ESPN in December.

The candidate list will be narrowed down to 10 semifinalists on Tuesday, November 19. The final three finalists will be identified on Monday, Nov. 25th, and the winner will be announced on December 12.

## WELL DUNN

Wolfpack placekicker Christopher Dunn has been named one of 20 semifinalist for the 2019 Lou Groza Collegiate Placekicker Award. The Groza Award, which has been handed out since 1992, is given by the Palm Beach County Sports Commission.

Dunn has excelled during his sophomore season for the Wolfpack, leading the ACC in field goals with 1.80 per game - the No. 8 mark in the FBS. Just 23 games into his career, the Lexington native already ranks seventh in school history with 41 career field goals. He ranks sixth in the ACC in scoring with 7.9 points per game.

The Award is named for National Football League Hall of Fame kicker Lou "The Toe" Groza, who played 21 seasons with the Cleveland Browns. Groza won four NFL championships with Cleveland and was named NFL Player of the Year in 1954. Although an All-Pro offensive lineman as well, Groza ushered in the notion that there should be a place on an NFL roster for a kicker.

## TURNOVER TREND

Looking at the turnover column in the season stats can often lead you to a team's record. Force a lot of turnovers and hold onto the ball you get positive results, turn the ball over and fail to force any and the results usually are not positive. That has certainly been the case for the Wolfpack this season.

In the NCAA rankings this week, NC State ranks 130th (out of 130 teams) in turnovers gained (5), 82nd in turnovers lost (16), and 124th in turnover margin (-11).

Six games into ACC play, the NC State defense is still looking for its forced turnover against a league opponent. The last opponent to have a turnover was Ball State in the fourth game of the season back on Sept. 21. Only once this season has NC State forced more than one turnover in a game, the season opener vs. East Carolina (2).

During the Wolfpack's four game losing streak, NC State has turned the ball over a total of 11 times. On those 11 turnovers, opponents have put together nine scoring drives (eight for TDs) for 59 total points off turnovers.

NC State opened the season with three straight games without having a turnover, the first time in school history the Pack did not have one in the first three games of a season. In fact, the Pack did not give up any points off turnovers in the six games of the year.

This trend is certainly an anomaly, as one of the hallmarks of a Dave Doeren offense has been a lack of turnovers. His squads posted five of the top 13 marks in school history for fewest turnovers in his first six years at the helm of the program. That trend was staying true in the first seven games of 2019, as the Wolfpack did not turn the ball over in the first three games and had just six total turnovers in the first seven games.

## 2019 HONORS

### ACC PLAYERS OF THE WEEK

Defensive Back vs. Ball State (9/23).....Chris Ingram  
 Defensive Lineman vs. FSU (9/30).....Larrell Murchison  
 Linebacker vs. Syracuse (10/14).....Louis Aceus

### SEASON HONORS

James Smith-Williams, DE.....  
 .....AFCA/AllStateGood Works Teams  
 FWAA Midseason Freshman AA.....Payton Wilson  
 Lou Groza Semifinalist .....Christopher Dunn  
 Ray Guy Award Nominee.....Trenton Gill

### SEASON TEAM CAPTAINS

(as selected by the players)

Dylan Autenrieth, Jr., TE Jarius Morehead, Gr., SS  
 Nick McCloud, Sr., CB James Smith-Williams, Gr., DE

### POSTGRADUATES

WILL BROWN *Materials Science & Engineering '19*  
*Pursuing Master's of Engineering Paper Science*  
 TABARI HINES, WR *Psychology '17 (Wake Forest)*  
 DEONTÉ HOLDEN, DE *Business Marketing '17*  
*Grad. Certification Textile Brand Mgt. & Marketing '18*  
*Master's Global Luxury Management*  
 EMANUEL MCGIRT, OT *Language, Writing & Rhetoric '19*  
 JARIUS MOREHEAD, SS *Sport Management, '19*  
 LARRELL MURCHISON, DT *Sport Management, '19*  
 TYRONE RILEY, OT *Sport Management '18*  
 JAMES SMITH-WILLIAMS, DE *Supply Chain Mgt. '18*

### IN THE WOLFPACK CAREER STATS

#### FIELD GOALS

Rk	Name	FGM-FGA
1.	Niklas Sade, 2011-14	55-79
2.	Mike Cofer, 1982-84, 86	50-68
3.	Damon Hartman, 1988-91	48-75
4.	Josh Czajkowski, 2008-10	46-57
5.	Steve Videtich, 1992-94	42-53
6.	<b>Christopher Dunn, 2018-pres.</b>	<b>41-47</b>
7.	John Deraney, 2003-06	40-58
8.	Nathan Ritter, 1978-80	33-41
9.	Marc Primanti, 1995-96	31-33
10.	Adam Kiker, 2000-03	30-38
11.	Gerald Warren, 1967-68	26-38

#### FIELD GOAL PERCENTAGE

Rk	Name	FGM-FGA	Pct
1.	Danny Deskevich, 1998	12-12	1,000
2.	Marc Primanti, 1995-96	31-33	.939
3.	Steven Hauschka, 2007	16-18	.889
4.	<b>Christopher Dunn, 2018-pres.</b>	<b>41-47</b>	<b>.872</b>
5.	J. Czajkowski, 2008-10	46-57	.807
6.	Nathan Ritter, 1978-80	33-41	.805

#### CONSECUTIVE FIELD GOALS MADE

Rk	Name	Con. FGs
1.	Marc Primanti, 1995-96	27
2.	<b>Christopher Dunn, 2018-19</b>	<b>19</b>
3.	Danny Deskevich, 1998	12
	Steve Videtich, 1993--4	12

#### CONSECUTIVE PATs MADE

Rk	Name	PATs
1.	Josh Czajkowski, 2008-10	83
2.	<b>Christopher Dunn, 2018-pres.</b>	<b>76</b>
	John Deraney, 2003-06	76
4.	Niklas Sade, 2011-12	60

### CONTINUITY (and the lack thereof)

One crucial factor behind the Wolfpack's struggles at times in 2019 has been the lack of continuity in the starting lineup due to injury.

In its first 10 games, NC State has started 45 different players on offense and defense. That is the highest total of starters on offense and defense in the Power 5 conferences this season.

One offense, only one players has started every game at his respective position: Grant Gibson at C.

On defense, the only positions that have boasted the same starter so far this season have been the two safety positions: FS (Tanner Ingle) and SS (Jarius Morehead). Larrell Murchison has started every game, but at two different positions.

Only six of the 22 positions on offense and defense have boasted the same starter in every game. Four different players have started at tight end and left corner due to injuries, while three have started at right tackle, quarterback and halfback on offense and nose tackle on defense.

### TURNING THE CORNER

It has been a revolving door at cornerback this season, and not because of the performance on the field. Injuries have decimated that position - which was slated to be manned by two returning starters, backed up by two promising young players.

A total of six different NC State players have at least two starts at CB this season.

NC State was without its top *five* CBs in the Louisville game (without its top four vs. BC and Wake Forest).

Chris Ingram (19 career starts) and Tashaun Smith (four career starts) were both lost for the season in the Syracuse game on Oct. 10. Team captain Nick McCloud (21 career starts) had not played since the opening game of the season before seeing action against Clemson and then went down again, missing last week's game. The Pack's fourth CB up - Taiyon Palmer - played in the first five games before also ending his season early due to injury.

Sophomore De'Von Graves moved over from his safety spot, where he was the Pack's top back-up, to take over as the starter against Boston College, but he was injured against Clemson and missed the Louisville game.. R-Fr. Malik Dunlap had a total of six career snaps before the injuries and has since started three games.

### A NEW START(ER)

When redshirt freshman Devin Leary got the start at quarterback against Wake Forest, he was the third Wolfpack player to start at that position in the first eight games of 2019. It marks the first time in school history that three different QBs made their first career starts in a single season for the Wolfpack.

Leary became the first redshirt freshman to start a game at quarterback for the Pack since Russell Wilson in 2008. He was also the first QB - regardless of class - to have his first career start on the road since Wilson (the 2008 season opener at South Carolina).

Although conditions were not optimal for a freshman in his first year as a starter (due to injuries and youth on offense), Leary has shown progress from game-to-game in his three starts. His completion percentage has improved each game, going from .378 against Wake Forest to .545 vs. Louisville.

### PACK SACKS

NC State ranks 15th in the FBS in sacks this season (fifth in the ACC). The Wolfpack is averaging 3.20 sacks per game, even though the squad has struggled to pressure the quarterback in the last four outings.

DT Larrell Murchison is fourth in the ACC with his team-leading seven sacks this season.

### MOST STARTERS (P5)

Rk	School	Starters
1.	NC State	45
2.	Tennessee	43
3.	West Virginia	40
4.	Oregon State	39
5.	Colorado	38

### # OF STARTERS BY POSITION

Pos.	Starters	Pos.	Starters
LT	2	BE	2
LG	2	N	3
C	1	T	2
RG	2	WLB	2
RT	3	MLB	2
QB	3	BUC	2
HB	3	NIC	2
TE	5	LC	4
X	2	FS	1
Z	1	SS	1
H	1	R	2
Totals	25		22

### LEARY TRENDING UP

Category	WFU	CLEM	LOU
Cmp-Att	17-45	14-29	24-44
Cmp. Pct.	.378	.483	.545
TD passes	1	0	2
INT	2	0	1
Rush Yds	14	5	23



#PACKPROS

Player	Years at NCSU	Current Team
Garrett Bradbury	2015-18	Minnesota Vikings
Jacoby Brissett	2014-15	Indianapolis Colts
Bradley Chubb	2014-17	Denver Broncos
A.J. Cole, III	2015-18	Oakland Raiders
Ryan Finley	2016-18	Cincinnati Bengals
Mike Glennon	2011-12	Oakland Raiders
Kelvin Harmon	2016-18	Washington Redskins
Steven Hauschka	2007	Buffalo Bills
Nyheim Hines	2015-17	Indianapolis Colts
B.J. Hill	2014-17	New York Giants
Justin Jones	2014-17	Los Angeles Chargers
Tyler Jones	2015-18	Denver Broncos
Ted Larsen	2006-09	Chicago Bears
T.Y. McGill	2011-14	Los Angeles Chargers
Jakobi Meyers	2016-18	New England Patriots
Germaine Pratt	2014-18	Cincinnati Bengals
Will Richardson	2015-17	Jacksonville Jaguars
Philip Rivers	2000-03	Los Angeles Chargers
Jaylen Samuels	2014-17	Pittsburgh Steelers
Kentavious Street	2014-17	San Francisco 49ers
J.R. Sweezy	2009-11	Arizona Cardinals
Joe Thuney	2012-15	New England Patriots
Russell Wilson	2008-10	Seattle Seahawks

FUTURE SCHEDULES

<b>2020</b> <u>Home:</u> Boston College, Delaware, Duke, Florida State, Liberty, Mississippi St., Wake Forest <u>Away:</u> Clemson, Louisville, Syracuse, Troy, UNC	<b>2023</b> <u>Home:</u> Clemson, Louisville, Notre Dame, Syracuse, UNC, VMI <u>Away:</u> Boston College, UConn, Florida State, Virginia, Wake Forest
<b>2021</b> <u>Home:</u> Clemson, Furman, La. Tech, Louisville, South Florida, Syracuse, UNC <u>Away:</u> Boston College, Florida State, Miami, Mississippi St., Wake Forest	<b>2024</b> <u>Home:</u> Boston College, BYU, Florida State, La TechPitt, Wake Forest, Western Carolina <u>Away:</u> Clemson, Louisville, South Florida, Syracuse, UNC
<b>2022</b> <u>Home:</u> Boston College, Charleston Southern, UConn, Florida State, Texas Tech, Virginia Tech, Wake Forest  <u>Away:</u> Clemson, East Carolina, Louisville, Syracuse, UNC	<b>NON-CONFERENCE</b> <u>2023:</u> Cincinnati <u>2025:</u> at Notre Dame, at La. Tech <u>2026:</u> at Vanderbilt <u>2027:</u> at Texas Tech <u>2028:</u> Vanderbilt <u>2029:</u> Notre Dame, at Cincinnati <u>2030:</u> at BYU <u>2031:</u> at Notre Dame <u>2035:</u> Notre Dame <u>2037:</u> at Notre Dame

Sixteen of NC State's total of 28 sacks this season came in back-to-back games - with eight in the loss at Florida State and eight in the win over Syracuse. That was the most in consecutive games in school history. The previous high was 14 (vs. UVA and UNC) in 1982.

Only twice in school history has the Wolfpack posted more than eight sacks in a single game: 10 vs. Virginia Tech in 2014 and 10 vs. SMU in 2000. The Wolfpack also had eight against Syracuse in 2014, meaning four of the top five single-game sack totals in school history have come under Doeren.

In the three games after posting those big numbers, the Pack managed just three total sacks. That tally was back up against Louisville, as the defense had three sacks.

HITTING THE CENTURY MARK

With a pair of receptions at Boston College, junior wide receiver Emeka Emezie became the 20th player in school history to tally 100+ career catches (he now has 117 - the No. 14 mark in school history).

Four of the top 25 receivers in school history in terms of receptions have played under head coach Dave Doeren. The others include Jaylen Samuels (1st, 202), Kelvin Harmon (4th, 177) and Jakobi Meyers (5th, 168), Emezie (14th, 117).

STOPPING THE RUN

During Dave Doeren's tenure at NC State, the Wolfpack has held its opponent to less than 100 yards rushing 32 times - posting a 26-6 mark in those games.

This season, the Pack accomplished that feat in five of its first six games. In the first six games of 2019, the opponents averaged a paltry 66.7 rushing yards per game (making it more surprising that the Wolfpack gave up 429 yards to Boston College- the second-highest total allowed in school history).

Over the last four seasons, NC State has not only fielded one of the top run defenses in the ACC, but the Pack has also ranked among the top-30 nationally each year - including a best ranking of No. 6 in the FBS in 2016.

ROOKIE RUNNERS

With sophomore tailback Ricky Person sitting out with an injury in several games, the Wolfpack's running back corps went from young to youngest. All three of the backs on the Pack depth chart at that point were either true freshmen (Jordan Houston and Zonovan "Bam" Knight) or a redshirt freshman (Trent Pennix).

Knight had been hampered by an injury for a couple of games, but came out strong against Clemson, rushing for a career-best 139 yards (the highest single-game mark for a Pack player this season). He now has two 100+ yard games as a true freshman and is averaging 5.6 yards per carry.

Houston has also been effective, posting a 4.9 yard per carry average.

OFFENSIVE BALANCE

Another hallmark of the Wolfpack under Dave Doeren has been the balance of his offensive units and that balance has continued in 2019. This season, the Wolfpack has attempted 402 passes and rushed 343 times.

In fact, if you look at 2017, 2018 and this season combined, the numbers are pretty amazing: 1256 rush attempts and 1308 pass attempts. In other words, the Wolfpack rushes the ball 49.0% of the time and passes 51% of the time!

This season, the Wolfpack has rushed for 1,452 yards and passed for 2,365 yards.

HEAD COACH WINS

In his seventh season as NC State head coach, Dave Doeren now ranks fourth in school history in coaching victories. Doeren has led the Pack to 47 wins, trailing only Earle Edwards, Dick Sheridan and Chuck Amato. He is just two victories from tying Amato for third place.

Doeren joins Dick Sheridan and Lou Holtz as the only coaches in school history with back-to-back 9-win seasons. He has led the Wolfpack to five straight bowl contests - the second-longest bowl streak in school history. He and Sheridan are the only coaches in school history to earn five straight bowl bids (no Wolfpack coach has ever earned six straight).

BALANCED PLAYS

Year	Rush Att	Pass Att
2019	343	402
2018	483	496
2017	496	485
Totals	1322	1383

MOST WINS BY NC STATE HEAD COACHES

Rk.	Name	Yrs.	Rec.
1.	Earle Edwards	17 (1954-70)	77-88-8
2.	Dick Sheridan	7 (1986-92)	52-29-3
3.	Chuck Amato	7 (2000-06)	49-37
4.	Dave Doeren	7 (2013-pres.)	47-40

**SATURDAYS OFF**

The Wolfpack will have four Saturdays off during the 2019 season, including three in October. This odd scheduling quirk is due to every team getting two byes this season and NC State's two Thursday night contests (vs. Syracuse on Oct. 10 and at Georgia Tech on Nov. 21).

Dave Doeren's squad played just one Saturday in the month of October (at Boston College on Oct. 19)

**CHASING TWO DREAMS**

A hallmark of Dave Doeren's program is player development - on the field, in the classroom and in the community. His goal as a head coach is for his players to chase two dreams: life with football and life after football.

On the field, that development has been very apparent as evidenced by the number of Doeren's players now playing in the NFL. Each of the past two seasons, the Wolfpack has boasted a first-round NFL draft pick who had been a three-star recruit when arriving in Raleigh (Bradley Chubb and Garrett Bradbury).

On this year's team, defensive end James Smith-Williams is a great example of that development. Smith-Williams came to NC State as a nickel, weighing 195 lbs. He's not a 265-lb. end who was named one of Bruce Feldman's "Freaks" prior to the season.

Smith-Williams also has exhibited academic excellence - earning his degree and being named to the Academic All-ACC team. He has worked a paid internship at IBM each of the past two summers and has been offered a job there for whenever his football career ends.

In terms of developing the person, Smith-Williams has also excelled. He has been named to the AFCA AllState Good Works Team due to his myriad of community service initiatives and is a semifinalist for the Witten

Award.

**COVERING HIS BASES**

Wide receiver Thayer Thomas is making sure that he has a fallback plan if this football thing doesn't work out for him.

The Wolfpack's fourth-leading receiver last season, Thomas played outfielder for the NC State baseball team in 2019, getting four starts and seeing action in 14 games.

Thomas spent January and February going through football workouts in the morning, followed by class and then baseball drills as he balanced his number of NCAA-limited hours (20 per week).

The rising RS-sophomore batted .222 with four hits and a .500 slugging percentage. His best game of the season came on March 9 vs.. Pittsburgh when we went 2-for-2 with a double and home run, driving in a pair of runs while scoring two of his own. As a fielder, he tallied eight putouts with a 1.000 fielding percentage.

Thomas was drafted in the 33rd round of the MLB draft by the Boston Red Sox in 2019.

**BROTHERHOOD**

Although the members of the Wolfpack football team would tell you that their teammates are their brothers, six members of the 2019 squad can say that literally.

There are three sets of brothers on the 2019 roster: the Dabbs, the Thomases and the McKays.

The Dabbs twins - WR Tyler and RB Will - are returning for their redshirt junior campaigns. Thayer Thomas is a redshirt sophomore who was the Pack's fourth-leading receiver last season, while his brother Drake is a linebacker who graduated high school early and enrolled in January.

There are actually *three* McKay brothers enrolled at NC State (although just two on the football squad). Matthew is a redshirt sophomore quarterback, Timothy is a true freshman offensive lineman who enrolled in January and their older brother Travis graduated with a degree in engineering from UMBC this spring and is enrolled in graduate school at NC State.

**EARLY ENROLLEES**

A record number 19 new players enrolled at NC State in January.

Here's a few notes about the early enrollees:

- 17 true freshmen and two transfers.
- 16 of the 17 true freshmen are North Carolina natives.
- Early enrollees included a walk-on quarterback (Jamie Shaw), a freshman quarterback (Ty Evans) and a transfer quarterback (Bailey Hockman, FSU).
- OL Timothy McKay (the younger brother of QB Matthew McKay) was only 16 at the time he enrolled.

**QBC**

NC State is unquestionably #QBU with five on current NFL rosters. But perhaps Dave Doeren should be known as #QBC.

After six seasons under Doeren at NC State, four Wolfpack players who have spent at least

**2019 LEADERSHIP COUNCIL**

NC State's Leadership Council provides the 'voice of the locker room' to head coach Dave Doeren and his staff. This group of players represents each position on the field and is chosen by the team to provide guidance and direction.

Election to the Leadership Council is not a recognition of athletic prowess, but leadership ability. The council will give Doeren and the coaching staff input on some decisions, while a player can go to the council with issues they would like brought up to the coaches.

Here's a look at the summer 2019 Wolfpack Leadership Council by position (the number in parentheses indicates the numbers of years elected to the council):

Tight Ends/Fullbacks

Dylan Autenrieth  
Dylan Parham  
Thomas Ruocchio  
Camden Woods

Running Backs

Williams Dabbs  
Zonovan Knight  
Ricky Person

Wide Receivers

Devin Carter  
Tyler Dabbs  
Emeka Emezie  
Tabari Hines  
CJ Riley  
Thayer Thomas

Offensive Line

Ikem Edwou  
Charles Fletcher  
Grant Gibson  
Emanuel McGirt

Timothy McKay

Liam Ryan  
Joe Sculthorpe  
Justin Witt

Quarterbacks

Bailey Hockman  
Devin Leary  
Matthew McKay

Specialists

Trenton Gill  
Mackenzie Morgan

Cornerbacks

Nick McCloud  
Kishawn Miller

Nickels

Tyler Baker-Williams  
Stephen Griffin

Safeties

Will Brown  
Tanner Ingle  
Jarius Morehead  
Isaiah Stallings

Linebackers

Lou Aceus  
Brock Miller  
Isaiah Moore  
Drake Thomas  
Seth Williams  
Payton Wilson

Defensive Line

Jeffrey Gunter  
Deonte Holder  
Ibrahim Kante  
Larrell Murchison  
James Smith-Williams

one season at the QB position were in 2019 NFL training camps: Brissett, Finley, McClendon, and Jakobi Meyers (as a WR with the Patriots).

In his eight total seasons as a head coach, he's had three QBs drafted (Brissett, Finley and Chandler Harnish at NIU).

### **TWINNING**

In addition to three sets of brothers, there are also several players on the 2019 squad who are one of a set of twins. Will and Tyler Dabbs are the only twins who both play for the Pack, but three other Wolfpack starters are also twins.

Chris Ingram's twin sister Kirsten, is a former track athlete at Meredith. Larrell Murchison's twin brother, Farrell, plays running back at Winston-Salem State. Freshman Ikey Ekwonu's twin Osita plays linebacker at Notre Dame.

### **#HOMEGROWN**

When Dave Doeren took over as head coach of the Wolfpack in December of 2012, he made a promise that he and his staff would strive to keep the best players in North Carolina. The Wolfpack has done just that under Doeren's leadership, as 43 of the 80 scholarship players on the active week roster (.538) hail from the home state, while 65% of the total roster are N.C. natives.

### **THE CASE FOR #QBU**

Back in the summer, a certain national sports outlet listed their top 10 candidates for "QBU" and unexplicably did not mention NC State on that list. For 2019, the Wolfpack undoubtedly wears the crown with five players who started at least two years at QB on NFL rosters: Philip Rivers, Russell Wilson, Mike Glennon, Jacoby Brissett and Ryan Finley.

Rivers is in his 16th season with the Los Angeles Chargers, the 14th as their starter. Wilson (a three-year starter and graduate of NC State) has started every single game since his NFL career started in 2012, and has made two Super Bowl appearances with the Seattle Seahawks. Glennon signed with the Oakland Raiders in the offseason, after spending last season with the Arizona Cardinals. Brissett was a third-round selection of the New England Patriots in 2016 after being a two-year starter for Doeren, and is in his third season with the Indianapolis Colts. He was named the Colts' starter following Andrew Luck's retirement.

NC State leads all other schools with four alums starting at QB in the NFL for 2019 (Cal and Oklahoma each boast two).

### **THE D-LEAGUE**

Player Development has become a hallmark for the Wolfpack under head coach Dave Doeren and his staff. One reason for the success of players who may not have been very highly recruited in making it to the NFL is the way the staff organizes practice.

Every Thursday and Friday during the season, the Wolfpack holds what the staff calls "Developmental Practices." At the end of Thursday's workout, the travel squad heads into the building to lift weights while the redshirts and other young players continue to practice.

Since most redshirts are on the scout team during the week, they don't have a chance to be with their position coaches in practice situations as much. These practices give the younger players a chance to do that. Those players then watch the film from that practice with their position coaches and on Fridays, have a second developmental workout with their position coaches (after the travel squad has completed its walkthrough) to correct mistakes from the previous day.

Unfortunately, this season those workouts have been suspended because those who should be on the developmental squad, are now on the travel squad!

### **FAITHFUL FOLLOWERS**

Wolfpack Nation has a well-deserved reputation as being one of the most passionate fanbases in the country. NC State fans purchased another top 10 number of season tickets in school history prior to the 2019 season.

In fact, six of the top 10 season ticket sales marks in school history have come during the Dave Doeren era - including the school record in 2016.

Entering the season, NC State had filled Carter-Finley Stadium at 99% of capacity since the beginning of the 2017 campaign and has averaged more than 9,000 students in attendance per game.

### **CARING COFFEE**

For the second straight season, Dave Doeren and his wife Sara have partnered with 321 Coffee to set up a "pop-up" coffee shop outside the coaches' offices in the Murphy Football Center each Monday morning.

Started by four NC State students, 321 Coffee is a pop-up coffee shop operated by individuals with developmental and intellectual disabilities ("321" is representative of Down Syndrome -- the 3rd copy of the 21st Chromosome.).

The mission of 321 Coffee is to provide a meaningful volunteer work experience for adults with special needs, and to give the staff a chance to interact with the special needs community.

The Wolfpack has also had special helpers every Friday of home games, as young adults from GiGi's Playhouse - a center for people with special needs in Raleigh - have come to practice to hand out popsicles to the players following their workout.

Doeren has raised almost \$300,000 for the Wake County Public Schools special needs in the past five years at the annual Chick Fil A Peach Bowl Challenge.

### **ROAD TO THE NFL**

NC State has definitely paved a path to the NFL, particularly after enjoying nine-win seasons in 2017 and 2018. A total of 14 former Wolfpack players that played during those two seasons find themselves on 2019 NFL rosters this season.

The Pack boasted a school record seven players selected in the 2018 NFL draft, and all seven are currently in their second season in the NFL.

This past spring, another four players were drafted by NFL clubs. In addition to those four, three that were on the Pack's 2018 squad made NFL teams as rookie free agents, bringing the Pack's total of NFL rookies to seven for the 2019 season.

CollegePressBox.com is the official media website for Division I football. Access and download weekly game notes, quotes, statistics, media guides, headshots, logos and more for each conference and its member schools. Register for access at [collegepress-box.com/register](http://collegepress-box.com/register).

**collegepressbox.com**  
SINCE 2005 EVERYTHING BUT THE PRE-GAME MEAL

CAREER STARTS BY POSITION

OFFENSE	
LEFT TACKLE .....	Emanuel McGirt (5)
.....	Ikem Ekwonu (5)
LEFT GUARD .....	Joe Sculthorpe (11)
.....	Dylan McMahon (1)
CENTER.....	Grant Gibson (10)
RIGHT GUARD.....	Josh Fedd-Jackson (22)
.....	Joe Sculthorpe (1)
.....	Bryson Speas (1)
RIGHT TACKLE.....	Justin Witt (22)
.....	Emanuel McGirt (3)
.....	Bryson Speas (4)
TIGHT END .....	Dylan Autenrieth (11)
.....	Cary Angeline (7)
.....	Dylan Parham (2)
.....	Trent Pennix (1)
.....	Derrick Eason (1)
QUARTERBACK.....	Matthew McKay (5)
.....	Devin Leary (3)
.....	Bailey Hockman (2)
RUNNING BACK .....	Ricky Person (2)
.....	Zonovan Knight (5)
.....	Jordan Houston (3)
WIDE RECEIVER .....	Emeka Emezie (21)
.....	Thayer Thomas (11)
.....	Devin Carter (9)
.....	Tabari Hines (2)
.....	C.J. Riley (3)
DEFENSE	
DEFENSIVE END ...	James Smith-Williams (19)
.....	Ibrahim Kante (5)
.....	Deonte Holden (2)
DEFENSIVE TACKLE .....	Larrell Murchison (23)
.....	Alim McNeill (7)
.....	Val Martin (3)
MLB.....	Isaiah Moore (20)
.....	Louis Aceus (1)
.....	Drake Thomas (2)
WLB.....	Brock Miller (2)
.....	Louis Aceus (8)
.....	Calvin Hart (1)
.....	Isaiah Moore (1)
BUC.....	Brock Miller (9)
.....	Payton Wilson (1)
NICKEL.....	Tanner Ingle (7)
.....	Stephen Griffin (14)
.....	Tyler Baker-Williams (2)
STRONG SAFETY .....	Jarius Morehead (36)
.....	Isaiah Stallings (1)
FREE SAFETY.....	Tanner Ingle (10)
CORNERBACK .....	Nick McCloud (21)
.....	Chris Ingram (19)
.....	Teshaun Smith (2)
.....	Kishawn Miller (4)
.....	Malik Dunlap (3)
.....	Devon Graves (3)
SPECIAL TEAMS	
PUNTER.....	Trenton Gill (10)
PLACEKICKER.....	Christopher Dunn (23)
LONG SNAPPER.....	Joe Shimko (10)
LONGEST STARTING STREAKS	
Jarius Morehead, SS.....	31
Larrell Murchison, DT .....	18
Christopher Dunn, PK.....	18
Chris Ingram, CB.....	17
James Smith-Williams, DE.....	15
Note: Game missed for injury does not count against starting streak.	

DEPTH CHART

OFFENSE					DEFENSE				
Pos. No.	Name	Hgt.	Wgt	Class	Pos. No.	Name	Hgt.	Wgt	Class
LT	79 Ikem “Ickey” Ekwonu	6’4	308	Fr.	FE	55 Deonté Holden	6’4	249	R-Gr.
	74 Emanuel McGirt, Jr.	6’6	305	R-Gr.		99 Joseph Boletepeteli	6’4	262	R-Fr.
LG	71 Joe Sculthorpe	6’3	300	R-Jr.	N	29 Alim McNeill	6’2	315	So.
	54 Dylan McMahon	6’3	294	Fr.		or 56 Val Martin	6’2	297	R-Jr.
C	50 Grant Gibson	6’1	305	R-So.		44 Joshua Harris	6’4	344	Fr.
	68 Charles Fletcher	6’2	300	R-So.	T	92 Larrell Murchison	6’3	291	R-Gr.
RG	66 Josh Fedd-Jackson	6’3	323	Jr.		96 Dante Johnson	6’3	290	R-So.
	65 Timothy McKay	6’4	306	Fr.	BE	52 Ibrahim Kante	6’4	256	R-So.
RT	62 Bryson Speas	6’4	290	R-So.		90 Savion Jackson	6’3	265	Fr.
	53 Derrick Eason	6’4	286	R-Fr.	BUC	12 Brock Miller	6’3	238	R-Jr.
TE	6 Cary Angeline	6’7	250	R-Jr.		or 11 Payton Wilson	6’4	235	R-Fr.
	89 Thomas Ruocchio	6’4	255	R-Jr.	MLB	41 Isaiah Moore	6’2	240	R-So
X	88 Devin Carter	6’4	212	R-Fr.		32 Drake Thomas	6’0	236	Fr.
	84 Jasiah Provillon	6-3	208	R-Fr.	WLB	2 Louis Aceus	5’11	223	Jr.
Z	3 Emeka Emezie	6’3	210	Jr.		15 Calvin Hart	6’1	225	R-Fr.
	82 Max Fisher	6’2	202	R-So.	NIC	21 Stephen Griffin	6’3	206	R-Sr.
H	87 Thayer Thomas	6’0	195	R-So.		or 13 Tyler Baker-Williams	6’1	205	So.
	5 Tabari Hines	5’10	185	R-Gr.	LC	14 De’Von Graves	6’1	197	So.
	85 Keyon Lesane	6’0	194	Fr.		24 Malik Dunlap	6’3	216	R-Fr.
QB	13 Devin Leary	6’2	212	R-Fr.	SS	31 Jarius Morehead	6’1	215	R-Sr.
	16 Bailey Hockman	6’2	208	R-So.		39 Jakeen Harris	5’11	189	Fr.
	or 7 Matthew McKay	6’4	214	R-So.	FS	10 Tanner Ingle	5’10	188	So.
RB	24 Zonovan Knight	6’0	197	Fr.		22 Isaiah Stallings	6’4	220	R-Jr.
	or 20 Jordan Houston	5’10	185	Fr.	RC	28 Kishawn Miller	5’9	176	Sr.
	or 26 Trent Pennix	6’2	224	R-Fr.		19 Cecil Powell	6’1	191	Fr.
or 8 Ricky Person	6’1	216	So.	27 Shyheim Battle		6’2	183	Fr.	
SPECIAL TEAMS					H	99 Trenton Gill	6’4	217	R-So.
PK	32 Christopher Dunn	5’8	180	So.	PR	87 Thayer Thomas	6’0	195	R-So.
	99 Trenton Gill	6’4	217	R-So.		5 Tabari Hines	5’10	185	R-Gr.
P	99 Trenton Gill	6’4	217	R-So.	KOR	10 Tanner Ingle	5’10	188	So.
	98 Mackenzie Morgan	6’2	215	R-So.					
LS	91 Joe Shimko	6’0	205	Fr.					
	90 Jackson Quiggle	5’11	226	R-Jr.					
PRONUNCIATION GUIDE									
Dave Doeren.....DOOR eh		Tabari Hines .....tah BARR ee		Dylan Parham.....PAIR ahm					
Louis Aceus.....Ah SOOSE		Deonte Holden.....dee AHN tay		Jasiah Provillon.....jah SIGH ah					
Cary Angeline.....ann juh LINE		Savion Jackson.....SAVE ee ahn		.....pro VILLE ohn					
Dylan Autenrieth.....AWE tehn reeth		Ibrahim Kante.....EEB rah hem KAHN tay		Thomas Ruocchio.....ROCK ee oh					
Shyheim Battle.....shah HEEM		Keyon Lesane.....KEE yohn leh SAIN		Joe Sculthorpe.....SCULL thorp					
Joseph Boletepeteli ...bowl leh teh PELL ee		Zovon Lindsay.....zoe VAHN		Teshaun Smith.....TAY shawn					
Cayman Czesak .....CAY man SEE zak		Kahlid Martin.....kah LEED		Kennan Solomon.....KEE nahn					
Terrell Dawkins.....tuh RELL		Alim McNeill.....ah LEEM		Bryson Speas.....SPEEZ					
Malik Dunlap.....mah LEEK		Kishawn Miller.....kee SHAWN		Christopher Toudle.....TOO dehl					
Ikem Ekwonu.....EE kehm		Jarius Morehead.....JAIR ee us							
.....eck WAHN ew		Larrell Murchison.....lah REHL							
Emeka Emezie...eh MECK ah ee MEZZ ee		.....MURCH eh son							
Jakeen Harris.....jah KEEN		Taiyon Palmer.....TYE ahn							



# CARTER-FINLEY STADIUM

One of the landmarks of North Carolina's capital city, Carter-Finley Stadium has gained a reputation as being one of the nation's toughest places to play. The home of the Wolfpack boasts 57,600 permanent seats and is surrounded by acres of convenient parking.

**CAPACITY:** 57,600. Double-decked with more than 22,000 lower level sideline seats, almost 18,000 upper deck seats, 13,000+ endzone seats.

**FIRST GAME:** Oct. 8, 1966

**ORIGINAL COST:** \$3.7 million. Half the funds were raised from alumni and friends and the balance was borrowed.

**NAME:** The stadium honors Wilbert James (Nick) Carter (1902-1972), Harry Clifton Carter (1908-1990), and Albert Earle Finley (1895-1985). The two Carter brothers graduated from NC State from the school of Textiles and became top executives in the J. P. Stevens Company. They contributed several hundred thousand dollars to fundraising for completion of the stadium.

**FIELD:** The playing surface at Wayne T. Day Family Field is built to USGA specifications for a golf green. The USGA specification has an elaborate drainage system and a 10" rootzone mix that is 90% sand and 10% peat. The field has Tiftway 419 hybrid bermudagrass from Sandhills turf farm in North Carolina. The irrigation system consists of 6 "big gun" sprinklers that spray over 200 gallons per minute. The water source is well water that is contained in tanks.

## RECORD AT CARTER-FINLEY (206-113-6)

Year	Rec.	1984	2-5	2003	6-1
1966	3-2	1985	1-5	2004	2-4
1967	4-0	1986	6-0-1	2005	4-3
1968	3-2	1987	2-4	2006	3-4
1969	1-3-1	1988	5-1-1	2007	3-4
1970	2-1-1	1989	5-2	2008	4-3
1971	1-4	1990	5-1	2009	5-3
1972	5-0-1	1991	6-1	2010	5-1
1973	5-0	1992	5-1	2011	6-1
1974	5-0	1993	5-1	2012	5-1
1975	5-1	1994	5-1	2013	3-5
1976	1-4-1	1995	1-5	2014	4-3
1977	4-3	1996	2-3	2015	3-3
1978	5-1	1997	4-2	2016	4-3
1979	4-2	1998	5-1	2017	5-1
1980	5-1	1999	4-1	2018	5-1
1981	3-4	2000	5-1	2019	4-2
1982	5-1	2001	3-3	211-116-6	
1983	2-5	2002	6-1		



## CARTER-FINLEY STADIUM RECORDS

### NC STATE INDIVIDUAL

Category	Mark	Player, Opponent	Year
Rushes	37	Ted Brown vs. Penn St.	1977
Rushing Yards	251	Ted Brown vs. Penn St.	1977
Rushing TDs	3	by many	
All-Purpose Yds	279	Andre Brown vs. S. Miss	2005
Pass Attempts	57	Philip Rivers vs. Arkansas St.	2000
Pass Completions	38	Russell Wilson vs. BC	2010
TD Passes	5	Mike Glennon vs. Maryland	2011
Passing Yards	423	Philip Rivers vs. UNC	2003
Receptions	15	Torry Holt vs. Wake Forest	1998
Reception Yards	217	Jerricho Cotchery vs. UNC	2003
TD Receptions	3	Nasrallah Worthen vs. Duke	1988
	3	Koren Robinson vs. Ga. Tech	2000
	3	Jerricho Cotchery vs. Clemson	2001
Total Offense	463	Philip Rivers vs. UNC	2003
Punt Ret Yds	103	Darrell Blackman vs. FSU	2004
Kickoff Ret Yds	202	T.J. Graham vs. Duke	2009
Tackles	24	Bill Cowher vs. South Carolina	1977
	24	Bill Cowher vs. Clemson	1978
	24	Dantonio Burnette vs. Clemson	2001

### OPPONENT INDIVIDUAL

Category	Mark	Player, Opponent	Year
Rushes	39	by Mike Voight of UNC	1975
Rushing Yards	221	by Thomas Jones of Virginia	1999
All-Purpose Yards	231	by Leroy Gallman of Duke	1992
Pass Attempts	63	by B.J. Symons of Texas Tech	2003
Pass Completions	41	by Matt Schaub of Virginia	2003
TD Passes	5	by Brock Berlin of Miami	2004
		by Thaddeus Lewis of Duke	2009
		by Deshaun Watson of Clemson	2015
Passing Yards	586	by B.J. Symons of Texas Tech	2004
Receptions	17	by Ervin Phillips	2017
Reception Yards	248	by Tyre Brady of Marshall	2017
TD Receptions	3	by Wali Lundy of Virginia	2003
Total Offense	618	by B.J. Symons of Texas Tech	2003
Punt Return Yards	117	by Jack Patterson of ECU	1971
Kickoff Return Yds	231	by Leroy Gallman of Duke	1992
Tackles	24	by Bill Banks of Penn St.	1977
	24	by Anderson of Virginia	1979

### OPPONENT TEAM

Points	58	by Florida State	2000
Touchdowns	8	by Florida State	2000
First Downs	30	by Texas Tech	2003
	30	by Furman	1984
Rush Attempts	81	by UNC	1971
Rushing Yards	402	by Wake Forest	1971
Rushing TDs	5	by Clemson	1982, 1984
Pass Attempts	64	by Texas Tech	2003
Pass Completions	41	by Virginia	2003
Passing Yards	586	by Texas Tech	2003
TD Passes	5	by 3 teams	
Total Offense	681	by Texas Tech	2003
Plays	97	by UNC	1971
Fumbles Lost	6	by Duke	1986
Penalties	20	by Clemson	2001
Penalty Yards	181	by Clemson	2001
Punts	12	by Wake Forest	2012
	12	by Western Carolina	1990
Interceptions by	6	by Wake Forest	1984
	6	by Clemson	1995
Punt Return Yards	117	by Duke	1971
	117	by Penn State	1981
Kickoff Return Yds	276	by Duke	1992



# DAVE DOEREN, head coach

- In his seventh season at NC State, his ninth season in coaching overall.
- In the past two seasons, has had 11 players drafted by the NFL - including an ACC-best seven in 2017. That was the sixth-highest total nationally.
- 179 members of his Wolfpack teams have earned their degrees.
- The graduation success rate for football is at an all-time high (74%) and has risen each of the past four years.
- The Wolfpack led the ACC with six first-team all-conference players. NC State had two wide receivers on the list - the first time a team had two first-team WRs in league history.
- NC State has boasted 23 Academic All-ACC performers under his guidance and in 2018, Ryan Finley was named to the prestigious NFF National Scholar-Athlete Team.
- With nine victories, the 2018 Wolfpack was one of just six teams in the 126-year history of NC State football to post nine or more regular season wins. It marked the first time since 1991-92 that State posted back-to-back nine-win seasons (only the third time in school history).
- Teams have qualified for five consecutive bowl games - the second-longest bowl streak in school history.
- Has coached bowl eligible teams in 14 of his 17 years in Division I.
- One of his players has won one of college football's national award each of the past two seasons: Bradley Chubb (2017 Nagurski & Hendricks) and Garrett Bradbury (2018 Rimington).
- In 2014, the Wolfpack posted its best rushing average since 1992.
- Members of his teams have turned in over 8,000 collective hours of community service during his tenure at NC State.
- Led Northern Illinois to the most successful two years in program history.
- His first Husky squad won the school's first MAC Championship since 1983 and tied the school record with 11 wins.
- His 2012 NIU team repeated as league champ and set a new school mark with 12 victories, earning a trip to the Orange Bowl - the first BCS berth ever for a MAC school.
- Was a finalist for several national coach of the year awards in 2012.
- NIU boasted the nation's longest conference winning streak (17) and never lost a home game during his tenure in DeKalb.
- Spend five seasons in the Big Ten, serving as defensive coordinator and linebackers coach at Wisconsin.
- The Badgers posted a 49-15 mark while he was on staff.
- Spent four seasons at Kansas and was on staff when the Jayhawks ended a seven-year bowl drought.
- In 2000 and 2001, coached the secondary at NCAA Division I-AA powerhouse Montana. The Grizzlies advanced to the national title game in 2000, losing by two points, but returned in 2001 to win the championship.
- Montana posted a 28-3 record and won two Big Sky titles during his tenure.
- Planned to go to medical school following college and become an orthopedic surgeon. He took the MCAT but after helping coach high school between his junior and senior years, fell in love with coaching.
- Lettered at tight end at Drake and was an Academic All-American.
- Earned his undergraduate degree in pre-medical biology. Earned his master's from Drake in educational leadership and began work on a Ph.D. while serving as a graduate assistant at the University of Southern California.

## DOEREN VS. ....

Akron	1-0
Arizona State	1-0
Arkansas St.	1-0
Army	2-0
Ball State	3-0
BGSU	1-0
Boston College	3-4
Buffalo	2-0
Cal Poly	1-0
Central Michigan	2-1
Clemson	0-7
Duke	0-1
East Carolina	2-2
E. Kentucky	1-0
E. Michigan	2-0
Florida State	2-5
Furman	1-0
Georgia Southern	1-0
Georgia State	1-0
Georgia Tech	0-1
Iowa	0-1
James Madison	1-0
Kansas	1-1
Kent State	2-0
La. Tech	1-0
Louisville	2-4
Marshall	2-0
Maryland	0-1
Massachusetts	1-0
Miami	0-1
Mississippi St.	0-1
Notre Dame	1-1
ODU	3-0
Ohio	1-0
Pitt	1-0
Presbyterian	1-0
Richmond	1-0
South Alabama	1-0
South Carolina	0-1
S. Florida	1-0
Syracuse	5-2
Texas A&M	0-1
Toledo	2-0
Troy	1-0
UCF	1-0
UNC	4-2
UT Martin	1-0
Vanderbilt	1-0
Virginia	1-0
Virginia Tech	0-1
Wake Forest	3-4
W. Carolina	1-0
W. Michigan	2-0
W. Virginia	0-1
William & Mary	1-0
Wisconsin	0-1
Totals	70-44

## DOEREN YEAR-BY-YEAR

Year	School	Position	Record	Postseason Notes
1994	Shawnee Mission HS	Assistant Coach		
1995	Drake	Linebackers	8-1-1	
1996	Drake	Linebackers	8-3	
1997	Drake	Linebackers/Defensive coor.	8-3	
1998	USC	Graduate Assistant	8-5	Sun Bowl
1999	USC	Graduate Assistant	6-6	
2000	Montana	Defensive Secondary	13-2	IAA Runner-ups; Big Sky Champions
2001	Montana	Defensive Secondary	15-1	I-AA Champions; Big Sky Champions
2002	Kansas	LB/Recruiting Coordinator	2-10	
2003	Kansas	LB/Recruiting Coordinator	6-7	Tangerine Bowl
2004	Kansas	LB/Recruiting Coordinator	4-7	
2005	Kansas	LB/Co-Defensive Coordinator	7-5	Ft. Worth Bowl (W)
2006	Wisconsin	Co-Def. Coor./Rec. Coor./LBs	12-1	Capital One Bowl (W)
2007	Wisconsin	Co-Def. Coor./Rec. Coor./LBs	9-4	Outback Bowl (L)
2008	Wisconsin	Defensive Coordinator/LBs	7-6	Champs Sports Bowl (L)
2009	Wisconsin	Defensive Coordinator/LBs	10-3	Champs Sports Bowl (W)
2010	Wisconsin	Defensive Coordinator/LBs	11-2	Rose Bowl (L); Big 10 Champions
2011	Northern Illinois	Head Coach	11-3	GoDaddy.com Bowl (W); MAC Champs
2012	Northern Illinois	Head Coach	12-1	*Orange Bowl (L); MAC Champions
2013	NC State	Head Coach	3-9	
2014	NC State	Head Coach	8-5	Bitcoin St. Pete Bowl (W)
2015	NC State	Head Coach	7-6	Belk Bowl (L)
2016	NC State	Head Coach	7-6	Independence Bowl (W)
2017	NC State	Head Coach	9-4	Hyundai Sun Bowl (W), No. 23 final rank
2018	NC State	Head Coach	9-4	Fifth-straight bowl eligible team
2019	NC State	Head Coach	4-6	

\* - Team competed in Orange Bowl after Doeren was named head coach at NC State

## DAVE DOEREN QUICK FACTS

Hometown  
Shawnee Mission, KS

High School  
Bishop Miege

BS Degree  
Pre-Med Biology (Drake '94)

Master's  
Educational Leadership (Drake '99)

Career Record  
70-44 (9th yr)

Record at NC State  
47-40 (7th yr)

ACC Record  
21-33

Bowl Record  
4-2\*

Family  
Sara (Vander Woude)  
Jacob (20), Luke (17)  
Connor (13)

# ALPHABETICAL ROSTER

No.	Name	Pos.	Hgt.	Wgt.	Cl.	Hometown, (Last School)
2	Louis Accesus	LB	5'11	223	Jr.	Spring Valley, N.Y. (St. Joseph)
39	Matthew Alderfer	TE	6'3	242	R-Fr.	Charlotte, N.C. (Cox Mill)
6	Cary Angeline	TE	6'7	250	R-Jr.	Chester Sprgs, Pa. (Downington E./USC)
42	Dylan Autenrieth	TE	6'4	240	R-Jr.	Dallas, Ga. (N. Paulding)
13	Tyler Baker-Williams	NIC	6'1	205	So.	Raleigh, N.C. (Southeast)
27	Shyheim Battle	CB	6'2	183	Fr.	Rocky Mount, N.C. (Rocky Mount)
42	Danny Blakeman	DT	6'2	275	R-So.	Raleigh, N.C. (Leesville Road)
99	Joseph Boletepeli	DE	6'4	262	R-Fr.	Wake Forest, N.C. (Heritage)
36	William Brown, III	SAF	5'8	197	R-Gr.	Raleigh, N.C. (Cardinal Gibbons)
56	Kollin Byers	OG	6'4	267	R-So.	Shelby, N.C. (Crest)
88	Devin Carter	WR	6'4	212	R-Fr.	Clayton, N.C. (Clayton)
73	Justin Chase	OG	6'5	315	R-Jr.	Chesapeake, Va. (Great Bridge)
93	Abe Christensen	DL	6'6	270	R-Fr.	Andrews, N.C. (C-Newman/Andrews)
58	C.J. Clark	DT	6'3	298	Fr.	New London, N.C. (N. Stanly)
83	Eric Collins	WR	5'9	180	R-Jr.	Tampa, Fla. (Armwood)
30	Cayman Czesak	NIC	6'2	206	R-So.	Wilmington, N.C. (Lane)
37	Tyler Dabbs	WR	5'10	186	R-Jr.	Eden, N.C. (Morehead)
38	Will Dabbs	RB	5'11	191	R-Jr.	Eden, N.C. (Morehead)
89	Terrell Dawkins	DE	6'4	237	Fr.	Concord, N.C. (Cox Mill)
33	Jackson DeSilva	WR	6'1	180	Fr.	Rolesville, N.C. (Rolesville)
34	Levi Dorsey	SAF	6'1	192	Fr.	Louisburg, N.C. (N. Wake Saints)
29	Titus Dorsey	WR	5'10	165	Fr.	Louisburg, N.C. (N. Wake Saints)
33	Isaac Duffy	CB	5'10	196	R-Fr.	Binghamton, N.Y. (Clayton)
24	Malik Dunlap	CB	6'3	216	R-Fr.	Charlotte, N.C. (Harding Univ. HS)
32	Christopher Dunn	PK	5'8	180	So.	Lexington, N.C. (N. Davidson)
80	Justin Dunn	WR	6'1	208	R-Fr.	Raleigh, N.C. (Sanderson)
53	Derrick Eason	OT	6'4	286	R-Fr.	Norfolk, Va. (Norview)
79	Ikem "Ickey" Ekwonu	OL	6'4	308	Fr.	Charlotte, N.C. (Providence Day)
3	Emeka Emezie	WR	6'3	210	Jr.	Waxhaw, N.C. (Marvin Ridge)
15	Ty Evans	QB	6'3	200	Fr.	Colorado Springs, Co. (Palmer Ridge)
66	Joshua Fedd-Jackson	OG	6'3	323	Jr.	Newark, N.J. (St. Joseph)
82	Max Fisher	WR	6'2	202	R-So.	Up. Marlboro, Md (Gonzaga Coll.)
68	Charles Fletcher	OG	6'2	300	R-So.	Greenville, N.C. (Rose)
20	Jalen Frazier	NIC	5'9	181	Fr.	Denver, N.C. (Hough)
50	Grant Gibson	OG	6'1	305	R-So.	Charlotte, N.C. (Mallard Creek)
99	Trenton Gill	P	6'4	217	R-So.	Hillsborough, N.C. (Cedar Ridge)
78	Gabriel Gonzalez	OT	6'5	290	R-Fr.	Mebane, N.C. (Eastern Alamance)
14	De'Von Graves	SAF	6'1	197	So.	Appomattox, Va. (Appomattox Co.)
47	Alex Gray	LB	6'2	220	R-Fr.	Greensboro, N.C. (Page)
75	Tyree Green	DE	6'2	265	Jr.	Cornelius, N.C. (Cox Mill)
21	Stephen Griffin	NIC	6'3	206	R-Sr.	Charlotte, N.C. (South Meck/Tenn)
94	Jeffrey Gunter	DE	6'4	260	Jr.	Durham, N.C. (Riverside/CCU)
39	Jakeen Harris	DB	5'11	189	Fr.	Savannah, Ga. (Benedictine Milit.)
44	Joshua Harris	DT	6'4	344	Fr.	Roxboro, N.C. (Person)
15	Calvin "C.J." Hart, Jr.	LB	6'1	225	R-Fr.	Ft. Lauderdale, Fla. (Amer. Heritage)
5	Tabari Hines	WR	5'10	185	R-Gr.	Florence, S.C. (Marlboro/WFU/Oregon)
16	Bailey Hockman	QB	6'2	208	R-So.	Powder Springs, Ga. (McEachern/FSU)
55	Deonte Holden	DE	6'4	249	R-Gr.	Landover, Md. (Dematha Catholic)
20	Jordan Houston	RB	5'10	185	Fr.	Waldorf, Md. (Flint Hill)
10	Tanner Ingle	SAF	5'10	188	So.	Orlando, Fla. (Dr. Phillips)
7	Chris Ingram	CB	6'0	186	Jr.	Salisbury, N.C. (Mooresville)
90	Savion Jackson	DE	6'3	265	Fr.	Clayton, N.C. (Clayton)
96	Dante Johnson	DT	6'3	290	R-So.	Apopka, Fla. (Wekiva)
36	Demarcus Jones, II	RB	5'10	214	Fr.	Wendell, N.C. (Wake Forest)
31	Vi Jones	LB	6'3	230	Jr.	Austin, Texas (Westlake/USC)
52	Ibrahim Kante	DE	6'4	256	R-So.	New York, N.Y. (Cardinal Hayes)
70	Walter Karstens	OL	6'8	370	Fr.	Clayton, N.C. (Clayton)
24	Zonovan Knight	RB	6'0	197	Fr.	Bailey, N.C. (Southern Nash)
85	Keyon Lesane	WR	6'0	194	Fr.	Lumberton, N.C. (Butler)
13	Devin Leary	QB	6'2	212	R-Fr.	Sicklerville, N.J. (Timber Creek)
57	Zovon Lindsay	OL	6'4	291	Fr.	Fayetteville, N.C. (Trinity Christian)
25	Khalid Martin	SAF	6'0	200	Fr.	Tobaccoville, N.C. (E. Forsyth)
56	Val Martin	DT	6'2	297	R-Jr.	Marietta, Ga. (Marietta/Iowa Western)
43	Brandon Masone	LB	6'1	210	Fr.	Matthews, N.C. (Butler)
4	Nick McCloud	CB	6'1	190	Sr.	Rock Hill, S.C. (S. Pointe)
74	Emanuel McGirt, Jr.	OT	6'6	305	R-Gr.	Durham, N.C. (Hillside)
7	Matthew McKay	QB	6'4	214	R-So.	Raleigh, N.C. (Wakefield)
65	Timothy McKay	OL	6'4	306	Fr.	Raleigh, N.C. (Wakefield)
54	Dylan McMahon	OL	6'3	294	Fr.	Savannah, Ga. (Savannah Christian)
29	Alim McNeill	DT	6'2	315	So.	Raleigh, N.C. (Sanderson)
12	Brock Miller	LB	6'3	238	R-Jr.	Port St. Lucie, Fla. (Carroll Catholic)
28	Kishawn Miller	CB	5'9	176	Sr.	Buffalo, N.Y. (Mill Creek/Ga. Military)
34	Delbert Mimms, III	RB	5'11	222	Fr.	Indianapolis, Ind. (Ben Davis)
41	Isaiah Moore	LB	6'2	240	R-So.	Chester, Va. (Bird)
31	Jarius Morehead	SAF	6'1	215	R-Gr.	Whitsett, N.C. (E. Guilford)
92	Larrell Murchison	DT	6'3	291	R-Gr.	Elizabethtown, N.C. (Louisburg/E. Bladen)
6	Taiyon Palmer	CB	5'11	185	R-Fr.	Lawrenceville, Ga. (Archer)
28	Dylan Parham	TE	6'5	243	R-Jr.	Raleigh, N.C. (Southeast)
95	Nolan Parris	K/P	6'3	192	Fr.	Wake Forest, N.C. (Wake Forest)
26	Trent Pennix	RB	6'2	224	R-Fr.	Raleigh, N.C. (Sanderson)
8	Ricky Person, Jr.	RB	6'1	220	So.	Wake Forest, N.C. (Heritage)
19	Cecil Powell	WR	6'1	191	Fr.	Ft. Lauderdale, Fla. (Piper)
84	Jasiah Provillon	WR	6'3	208	R-Fr.	Irvington, N.J. (Irvington)
92	Jackson Quiggle	LS	5'11	226	R-Jr.	Sanford, N.C. (Southern Lee)
61	Bo Ressler	OL	6'7	290	R-Fr.	Cary, N.C. (Green Hope)
19	C.J. Riley	WR	6'4	211	R-Fr.	Coconut Crk, Fla. (N. Broward Prep)
55	Tyrone Riley	OT	6'6	296	R-Gr.	Savannah, Ga. (Calvary Day School)
89	Thomas Ruocchio	TE	6'4	255	R-Jr.	Raleigh, N.C. (Cardinal Gibbons)
59	Liam Ryan	C	6'2	297	R-So.	Cary, N.C. (Fork Union/Cary)
52	Luke Sanchez	OL	6'2	260	Fr.	Cary, N.C. (Cary)
35	Jaylon Scott	LB	6'1	237	Fr.	Shelby, N.C. (Shelby)
71	Joe Sculthorpe	C	6'3	300	R-Jr.	Hampstead, N.C. (Topsail)
14	Jamie Shaw	QB	6'4	222	Fr.	Sanford, N.C. (Sandhills)
91	Joe Shimko	LS	6'0	205	Fr.	Belmar, N.J. (Wall Township)
90	Collin Smith	K/P	5'10	166	Fr.	Gibsonville, N.C. (E. Guilford)
69	Dan Smith	OL	6'0	260	Fr.	W. Nyack, N.Y. (Clarkstown)
8	Teshaun Smith	CB	6'3	191	So.	Ft. Lauderdale, Fla. (Western)
1	James Smith-Williams	DE	6'3	265	R-Gr.	Raleigh, N.C. (Millbrook)
70	Kennan Solomon	OL	6'5	300	R-So.	Roxboro, N.C. (Piedmont CC/Person)
62	Bryson Speas	OG	6'4	290	R-So.	Greensboro, N.C. (Dudley)
22	Isaiah Stallings	SAF	6'4	220	R-Jr.	Fayetteville, N.C. (Terry Sanford)
32	Drake Thomas	LB	6'0	236	Fr.	Wake Forest, N.C. (Heritage)
87	Thayer Thomas	WR	6'0	195	R-So.	Wake Forest, N.C. (Heritage)
86	Christopher Toudle	WR	6'3	222	Fr.	Wilmington, N.C. (Hoggard)
27	Nicholas Treco	WR	5'11	195	Fr.	Charlotte, N.C. (Mallard Creek)
48	Kameron Walker	TE	6'5	242	Fr.	Canton, N.C. (Pisgah)
96	Andrew Weil	K/P	5'9	165	Fr.	Mt. Pleasant, N.C. (Wando)
30	David Wetherington	RB	6'0	204	Fr.	Thomasville, N.C. (Ledford)
72	Jerley Williams	OL	6'4	285	Fr.	Olin, N.C. (N. Iredell)
91	Jerome Williams	DT	6'1	270	Fr.	Jacksonville, N.C. (SW Onslow)
49	Seth Williams	LB	6'2	238	R-Fr.	Wake Forest, N.C. (Wake Forest)
11	Payton Wilson	LB	6'4	235	R-Fr.	Hillsborough, N.C. (Orange)
67	Justin Witt	OT	6'6	310	R-Jr.	New Lenox, Ill. (Lincoln-Way West)
45	Camden Woods	TE	6'3	242	R-Fr.	Raleigh, N.C. (Wake Christian Acad)
46	Quinn York	DL	6'3	236	Fr.	Bradenton, Fla. (Sarasota)



# NUMERICAL ROSTER

No.	Name	Pos.	Hgt.	Wgt.	Cl.	Hometown, (Last School)
1	James Smith-Williams	DE	6'3	265	R-Gr.	Raleigh, N.C. (Millbrook)
2	Louis Aceus	LB	5'11	223	Jr.	Spring Valley, N.Y. (St. Joseph)
3	Emeka Emezie	WR	6'3	210	Jr.	Waxhaw, N.C. (Marvin Ridge)
4	Nick McCloud	CB	6'1	190	Sr.	Rock Hill, S.C. (S. Pointe)
5	Tabari Hines	WR	5'10	185	R-Gr.	Florence, S.C. (Marlboro/WFU/Oregon)
6	Cary Angeline	TE	6'7	250	R-Jr.	Chester Sprgs, Pa. (Downington E./USC)
6	Taiyon Palmer	CB	5'11	185	R-Fr.	Lawrenceville, Ga. (Archer)
7	Chris Ingram	CB	6'0	186	Jr.	Salisbury, N.C. (Mooreville)
7	Matthew McKay	QB	6'4	214	R-So.	Raleigh, N.C. (Wakefield)
8	Ricky Person, Jr.	RB	6'1	220	So.	Wake Forest, N.C. (Heritage)
8	Teshaun Smith	CB	6'3	191	So.	Ft. Lauderdale, Fla. (Western)
10	Tanner Ingle	SAF	5'10	188	So.	Orlando, Fla. (Dr. Phillips)
11	Payton Wilson	LB	6'4	235	R-Fr.	Hillsborough, N.C. (Orange)
12	Brock Miller	LB	6'3	238	R-Jr.	Port St. Lucie, Fla. (Carroll Catholic)
13	Tyler Baker-Williams	NIC	6'1	205	So.	Raleigh, N.C. (Southeast)
13	Devin Leary	QB	6'2	212	R-Fr.	Sicklerville, N.J. (Timber Creek)
14	De'Von Graves	SAF	6'1	197	So.	Appomattox, Va. (Appomattox Co.)
14	Jamie Shaw	QB	6'4	222	Fr.	Sanford, N.C. (Sandhills)
15	Ty Evans	QB	6'3	200	Fr.	Colorado Springs, Co. (Palmer Ridge)
15	Calvin "C.J." Hart, Jr.	LB	6'1	225	R-Fr.	Ft. Lauderdale, Fla. (Amer. Heritage)
16	Bailey Hockman	QB	6'2	208	R-So.	Powder Springs, Ga. (McEachern/FSU)
19	Cecil Powell	WR	6'1	191	Fr.	Ft. Lauderdale, Fla. (Piper)
19	C.J. Riley	WR	6'4	211	R-Jr.	Coconut Crk, Fla. (N. Broward Prep)
20	Jalen Frazier	NIC	5'9	181	Fr.	Denver, N.C. (Hough)
20	Jordan Houston	RB	5'10	185	Fr.	Waldorf, Md. (Flint Hill)
21	Stephen Griffin	NIC	6'3	206	R-Sr.	Charlotte, N.C. (South Meck/Tenn)
22	Isaiah Stallings	SAF	6'4	220	R-Jr.	Fayetteville, N.C. (Terry Sanford)
24	Malik Dunlap	CB	6'3	216	R-Fr.	Charlotte, N.C. (Harding Univ. HS)
24	Zonovan Knight	RB	6'0	197	Fr.	Bailey, N.C. (Southern Nash)
25	Khalid Martin	SAF	6'0	200	Fr.	Tobaccoville, N.C. (E. Forsyth)
26	Trent Pennix	RB	6'2	224	R-Fr.	Raleigh, N.C. (Sanderson)
27	Shyheim Battle	CB	6'2	183	Fr.	Rocky Mount, N.C. (Rocky Mount)
27	Nicholas Treco	WR	5'11	195	Fr.	Charlotte, N.C. (Mallard Creek)
28	Kishawn Miller	CB	5'9	176	Sr.	Buffalo, N.Y. (Mill Creek/Ga. Military)
28	Dylan Parham	TE	6'5	243	R-Jr.	Raleigh, N.C. (Southeast)
29	Alim McNeill	DT	6'2	315	So.	Raleigh, N.C. (Sanderson)
29	Titus Dorsey	WR	5'10	165	Fr.	Louisburg, N.C. (N. Wake Saints)
30	Cayman Czesak	NIC	6'2	206	R-So.	Wilmington, N.C. (Lane)
30	David Wetherington	RB	6'0	204	Fr.	Thomasville, N.C. (Ledford)
31	Vi Jones	LB	6'3	230	Jr.	Austin, Texas (Westlake/USC)
31	Jarius Morehead	SAF	6'1	215	R-Gr.	Whitsett, N.C. (E. Guilford)
32	Christopher Dunn	PK	5'8	180	So.	Lexington, N.C. (N. Davidson)
32	Drake Thomas	LB	6'0	236	Fr.	Wake Forest, N.C. (Heritage)
33	Jackson DeSilva	WR	6'1	180	Fr.	Rolesville, N.C. (Rolesville)
33	Isaac Duffy	CB	5'10	196	R-Fr.	Binghamton, N.Y. (Clayton)
34	Delbert Mims, III	RB	5'11	222	Fr.	Indianapolis, Ind. (Ben Davis)
34	Levi Dorsey	SAF	6'1	192	Fr.	Louisburg, N.C. (N. Wake Saints)
35	Jaylon Scott	LB	6'1	237	Fr.	Shelby, N.C. (Shelby)
36	William Brown, III	SAF	5'8	197	R-Gr.	Raleigh, N.C. (Cardinal Gibbons)
36	Demarcus Jones, II	RB	5'10	214	Fr.	Wendell, N.C. (Wake Forest)
37	Tyler Dabbs	WR	5'10	186	R-Jr.	Eden, N.C. (Morehead)
38	Will Dabbs	RB	5'11	191	R-Jr.	Eden, N.C. (Morehead)
39	Jakeen Harris	DB	5'11	189	Fr.	Savannah, Ga. (Benedictine Milit.)
39	Matthew Alderfer	TE	6'3	242	R-Fr.	Charlotte, N.C. (Cox Mill)
41	Isaiah Moore	LB	6'2	240	R-So.	Chester, Va. (Bird)
42	Dylan Autenrieth	TE	6'4	240	R-Jr.	Dallas, Ga. (N. Paulding)
42	Danny Blakeman	DT	6'2	275	R-So.	Raleigh, N.C. (Leesville Road)
43	Brandon Masone	LB	6'1	210	Fr.	Matthews, N.C. (Butler)
44	Joshua Harris	DT	6'4	344	Fr.	Roxboro, N.C. (Person)
45	Camden Woods	TE	6'3	242	R-Fr.	Raleigh, N.C. (Wake Christian Acad)
46	Quinn York	DL	6'3	236	Fr.	Bradenton, Fla. (Sarasota)
47	Alex Gray	LB	6'2	220	R-Fr.	Greensboro, N.C. (Page)
48	Kameron Walker	TE	6'5	242	Fr.	Canton, N.C. (Pisgah)
49	Seth Williams	LB	6'2	238	R-Fr.	Wake Forest, N.C. (Wake Forest)
50	Grant Gibson	OG	6'1	305	R-So.	Charlotte, N.C. (Mallard Creek)
52	Ibrahim Kante	DE	6'4	256	R-So.	New York, N.Y. (Cardinal Hayes)
52	Luke Sanchez	OL	6'2	260	Fr.	Cary, N.C. (Cary)
53	Derrick Eason	OT	6'4	286	R-Fr.	Norfolk, Va. (Norview)
54	Dylan McMahon	OL	6'3	294	Fr.	Savannah, Ga. (Savannah Christian)
55	Deonte Holden	DE	6'4	249	R-Gr.	Landover, Md. (Dematha Catholic)
55	Tyrone Riley	OT	6'6	296	R-Gr.	Savannah, Ga. (Calvary Day School)
56	Kollin Byers	OG	6'4	267	R-So.	Shelby, N.C. (Crest)
56	Val Martin	DT	6'2	297	R-Jr.	Marietta, Ga. (Marietta/Iowa Western)
57	Zovon Lindsay	OL	6'4	291	Fr.	Fayetteville, N.C. (Trinity Christian)
58	C.J. Clark	DT	6'3	298	Fr.	New London, N.C. (N. Stanly)
59	Liam Ryan	C	6'2	297	R-So.	Cary, N.C. (Fork Union/Cary)
61	Bo Ressler	OL	6'7	290	R-Fr.	Cary, N.C. (Green Hope)
62	Bryson Speas	OG	6'4	290	R-So.	Greensboro, N.C. (Dudley)
65	Timothy McKay	OL	6'4	306	Fr.	Raleigh, N.C. (Wakefield)
66	Joshua Fedd-Jackson	OG	6'3	323	Jr.	Newark, N.J. (St. Joseph)
67	Justin Witt	OT	6'6	310	R-Jr.	New Lenox, Ill. (Lincoln-Way West)
68	Charles Fletcher	OG	6'2	300	R-So.	Greenville, N.C. (Rose)
69	Dan Smith	OL	6'0	260	Fr.	W. Nyack, N.Y. (Clarkstown)
70	Walter Karstens	OL	6'8	370	Fr.	Clayton, N.C. (Clayton)
70	Kennan Solomon	OL	6'5	300	R-So.	Roxboro, N.C. (Piedmont CC/Person)
71	Joe Sculthorpe	C	6'3	300	R-Jr.	Hampstead, N.C. (Topsail)
72	Riley Williams	OL	6'4	285	Fr.	Olin, N.C. (N. Iredell)
73	Justin Chase	OG	6'5	315	R-Jr.	Chesapeake, Va. (Great Bridge)
74	Emanuel McGirt, Jr.	OT	6'6	305	R-Gr.	Durham, N.C. (Hillside)
75	Tyree Green	DE	6'2	265	Jr.	Cornelius, N.C. (Cox Mill)
78	Gabriel Gonzalez	OT	6'5	290	R-Fr.	Mebane, N.C. (Eastern Alamance)
79	Ikem "Ickey" Ekwonu	OL	6'4	308	Fr.	Charlotte, N.C. (Providence Day)
80	Justin Dunn	WR	6'1	208	R-Fr.	Raleigh, N.C. (Sanderson)
82	Max Fisher	WR	6'2	202	R-So.	Up. Marlboro, Md (Gonzaga Coll.)
83	Eric Collins	WR	5'9	180	R-Jr.	Tampa, Fla. (Armwood)
84	Jasiah Provillon	WR	6'3	208	R-Fr.	Irvington, N.J. (Irvington)
85	Keyon Lesane	WR	6'0	194	Fr.	Lumberton, N.C. (Butler)
86	Christopher Toudle	WR	6'3	222	Fr.	Wilmington, N.C. (Hoggard)
87	Thayer Thomas	WR	6'0	195	R-So.	Wake Forest, N.C. (Heritage)
88	Devin Carter	WR	6'4	212	R-Fr.	Clayton, N.C. (Clayton)
89	Terrell Dawkins	DE	6'4	237	Fr.	Concord, N.C. (Cox Mill)
89	Thomas Ruocchio	TE	6'4	255	R-Jr.	Raleigh, N.C. (Cardinal Gibbons)
90	Savion Jackson	DE	6'3	265	Fr.	Clayton, N.C. (Clayton)
90	Collin Smith	K/P	5'10	166	Fr.	Gibsonville, N.C. (E. Guilford)
91	Joe Shimko	LS	6'0	205	Fr.	Belmar, N.J. (Wall Township)
91	Jerome Williams	DT	6'1	270	Fr.	Jacksonville, N.C. (SW Onslow)
92	Larrell Murchison	DT	6'3	291	R-Gr.	Elizabethtown, N.C. (Louisburg/E. Bladen)
92	Jackson Quiggle	LS	5'11	226	R-Jr.	Sanford, N.C. (Southern Lee)
93	Abe Christensen	DL	6'6	270	R-Fr.	Andrews, N.C. (C-Newman/Andrews)
94	Jeffrey Gunter	DE	6'4	260	Jr.	Durham, N.C. (Riverside/CCU)
95	Nolan Parris	K/P	6'3	192	Fr.	Wake Forest, N.C. (Wake Forest)
96	Dante Johnson	DT	6'3	290	R-So.	Apopka, Fla. (Wekiva)
96	Andrew Weil	K/P	5'9	165	Fr.	Mt. Pleasant, N.C. (Wando)
99	Trenton Gill	P	6'4	217	R-So.	Hillsborough, N.C. (Cedar Ridge)
99	Joseph Boletepeli	DE	6'4	262	R-Fr.	Wake Forest, N.C. (Heritage)



THE LAST TIME ...

NC STATE TEAM			
Category	Mark, Game	Span/ Gms	
Scored 50+	58 vs. East Carolina (12/1/18)	11	
Scored 60+	63 vs. S. Alabama (9/26/15)	58	
Score < 10	0 vs. Clemson (10/20/18)	17	
Was Shutout	vs. Clemson (10/4/14)	70	
Shut out opponent	Western Carolina (9/7/19)	8	
300+ yds rushing	309 vs. W. Caroina (9/7/19)	8	
400+ yds rushing	400 vs. W. Carolina (1990)	367	
<100 yds rushing	56 vs. Boston College (10/19/19)	3	
300+ yds passing	310 vs. Boston College (10/19/19)	3	
400+ yds passing	421 vs. East Carolina (12/1/18)	11	
500+ yds passing	535 vs. Duke (11/11/89)	366	
<200 yds total offense	198 vs. Notre Dame (10/8/16)	45	
30+ first downs	32 vs. W. Carolina (9/7/19)	8	
100+ penalty yards	108 vs. UNC (11/25/17)	24	
2+ fumbles lost	2 vs. Louisville (11/17/19)	0	
Scored a safety	UNC (11/20/10)	115	
Allowed a safety	Florida State (9/23/17)	32	
Forced 4 or more TOs	4 vs. Arizona St. (12/29/17)	23	
Committed 4 or more TOs	4 vs. Clemson (11/9/19)	1	
Intercepted 3 or more passes	3 vs. Arizona St. (12/29/17)	24	

NC STATE INDIVIDUAL			
RUSHING			
Category	Name, Mark, Game	Span/ Gms	
100+ yds	139, Zonovan Knight, Clemson, 11/9/19	1	
200+ yds	220, Reggie Gallaspy, ECU, 12/1/18	11	
100+ yds by 2 players	104, Dayes Thornton , USA, 9/26/15	58	
QB 100+ yds	128, Jacoby Brissett vs. UNC, 11/28/15	49	
100 rush/100 pass	128/206, J. Brissett , UNC, 11/28/15	50	
30+ carries	30, Brandon Mitchell, Md, 11/30/13	72	
Consec. 100-yd gms	Gallaspy, UNC, 12/24/18;ECU, 12/1/18	11	
50-59 yard run	53, Zonovan Knight, Clemson, 11/9/19	1	
60-69 yard run	66, Jaylen Samuels, Clemson, 10/31/15	54	
70-79 yard run	77, Matt Dayes, South Alabama, 9/26/15	58	
80+ yard run	86, Reggie Gallaspy, ECU, 12/1/18	11	
2+ rushing TDs	2, Matthew McKay, Ball State, 9/21/19	6	
3+ rushing TDs	5, Reggie Gallaspy, UNC, 11/24/18	11	

PASSING			
300+ yds	308, Matthew McKay, ECU, 8/11/19	9	
400+ yds	409, Ryan Finley, ECU, 12/1/18	11	
500+ yds	535, Shane Montgomery , Duke, 11/11/89	366	
40+ attempts	44, Devin Leary, Louisville, 11/16/19	0	
50+ attempts	52, Ryan Finley, WFU, 11/18/18	14	
25+ completions	25, Matthew McKay, ECU, 8/31/19	9	
3 TD passes	3, Devin Leary, Boston College, 10/19/19	3	
4 TD passes	4, Ryan Finley, Louisville, 11/17/18	13	
5+ TD passes	Mike Glennon (5), UNC, 10/27/12	92	
Cons. 300 yd gm	R. Finley, 374 WFU; 316, Louisville, 11/17/18	13	
50+ yd comp.	55, Leary to Carter, Boston College, 10/19/19	3	
70+ yd comp.	74, Finley to Harmon, Syracuse, 10/27/18	15	
80+ yd. comp.	80, Finley to Louis, ECU, 9/10/16	48	
350 Total Offense	350, Matthew McKay, ECU, 8/31/19	9	

RECEIVING			
100+ yds	140, Devin Carter, Boston College, 10/19/19	3	
200+ yds	247, Kelvin Harmon, Syracuse, 10/27/18	15	
100+ rec./2 plr	134, Harmon; 117 Meyers, Wake Forest, 11/8/18	14	
10+ receptions	12, Emeke Emezie, WVU, 9/14/19	7	
15+ receptions	15, Kelvin Harmon, WFU, 11/8/18	14	
Cons. 100 gms	Meyers, 111, UNC, 11/24/18, ECU, 11/24/18	11	
50+ yd reception	55, Devin Carter, Boston College, 10/19/19	3	
70+ yd reception	74, Kelvin Harmon, Syr., 10/27/18	16	
80+ yd reception	82, Pharoah McKeever, Miss. St., 12/28/15	48	
3+ TDs in a game	3, Jaylen Samuels, Vandy 12/26/16	36	

SPECIAL TEAMS			
50+ yd. FG	50, Niklas Sade , Miami, 9/29/12	97	
Game win FG (reg)	48 yds (33 sec), Niklas Sade, Richmond., 9/7/13	85	
Game win FG (OT)	42 yds (10T), Steven Hauschka, Miami, 11/3/07	154	

60-yd punt	75, Trenton Gill, Clemson, 11/9/19	1	
70-yd punt	75, Trenton Gill, Clemson, 11/9/19	1	
50-yd punt avg (min. 3)	54.0, Trenton Gill, Louisville, 11/16/19	0	
100+ KOR	100, Keyon Lesane, Ball State, 9/21/19	6	
KOR TD	100 yds, Nyheim Hines, Vanderbilt, 12/26/16	36	
100+ PR	102, Darrell Blackman, Florida State, 11/11/04	189	
PR TD	76 yards, Thayer Thomas, Ball State, 9/21/19	6	
Opening KOR TD	Lamont Reid, ETSU, 8/31/02	223	
Blocked FG	Eurndraus Bryant, Georgia State, 9/8/18	21	
Blocked Punt	Max Fisher, Ball State, 9/21/19	6	
TD on Blk Punt	Germaine Pratt, Notre Dame, 10/28/17	28	

DEFENSE			
10+ tackles	11, Payton Wilson, Wake Forest, 11/2/19	2	
15+ tackles	16, Germaine Pratt, Syracuse, 10/27/18	16	
20+ tackles	20, Andre Maddox, Georgia Tech, 11/2/02	215	
5+ TFL	5, Bradley Chubb, BC, 11/11/17	26	
4+ sacks	4, Mario Williams vs. Maryland, 11/6/05	180	
2+ INT	2, Jerod Fernandez, Florida State, 9/27/14	70	
Fumble rec. TD	Garland Heath. UVA., 11/1/03	201	
Fumble ret. TD	Brandon Bishop (33 yards) vs. GT, 10/1/11	108	
TD on INT return	57, Jarius Morehead, Marshall, 9/22/18	20	
100 yds in INT rets	Marcus Hudson (100) at Duke, 11/3/01	230	
Force safety	Terrell Manning (10 yd sk) vs. UNC, 11/20/10	115	

SCORING			
Scored 20+ points	30, Reggie Gallaspy, 11/24/18	12	
Scored 5+ TDs	5, Reggie Gallaspy, 11/24/18	13	
Made 3+ FGs	Chris Dunn (3), vs. Syracuse, 10/10/19	4	
Made 7+ PATs	7, Chris Dunn vs. ECU, 12/1/18	11	
2-pt conv.	E. Emezie from R. Finley, Virginia, 9/22/18	19	
OL scored TD	Garrett Bradbury, East Carolina, 12/1/18	11	
TD - 1st off. play	Anthony Barbour, Maryland, 11/23/91	345	
TD - 1st def.play	Nate Irving, Clemson, 9/13/08	148	

OPPONENT TEAM			
Category	Mark, Game	Span/ Gms	
Scored 50+	55, Clemson, 11/9/19	1	
Scored 60+	62, Clemson, 11/17/12	89	
Score < 10	0, Western Carolina, 9/7/19	8	
Was Shutout	Western Carolina, 9/7/19	8	
300+ yds rushing	429, Boston College, 10/19/19	3	
400+ yds rushing	429, Boston College, 10/19/19	3	
<100 yds rushing	77, Louisville, 11/16/19	0	
300+ yds passing	303, Clemson, 11/9/19	1	
400+ yds passing	421, Florida State, 11/3/18	15	
500+ yds passing	516, Miami, 9/29/12	92	
<200 yds total offense	106, W. Carolina, 9/7/19	8	
30+ first downs	30, Syracuse, 10/27/18	16	
100+ penalty yards	121, Florida State, 11/3/18	15	
2+ fumbles lost	2, Louisville, 10/22/16	42	
Scored a safety	Florida State, 9/23/17	32	
Allowed a safety	UNC, 11/20/10	115	
Forced 4 or more TOs	4, Clemson, 11/9/19	1	
Committed 4 or more TOs	4, Arizona St., 12/29/17	133	
Intercepted 3 or more passes	3, Louisville, 10/22/16	42	

OPPONENT INDIVIDUAL			
RUSHING			
Category	Name, Mark, Game	Span/ Gms	
100+	112, Travis Etienne, Clemson, 11/9/19	1	
200+ yds	223, AJ Dillon, Boston College, 10/19/19	3	
100+, 2 players	223, Dillon; 181 Bailey, Boston College, 10/19/19	3	
QB Rush 100+ yds	121, Lamar Jackson, Louisville, 10/3/15	56	
100 rush/100 pass	121/103, Jackson, Louisville, 10/3/15	57	
30+ carries	34, AJ Dillon, Boston College, 10/19/19	3	
50-59 yd run	54, David Bailey, Boston College, 10/19/19	3	
60-69 yd run	62, Kellen Mond, Texas A&M, 12/31/18	10	
70-79 yd run	77, Josh Adams, Notre Dame, 10/28/17	28	
80+ yd run	93, Trayveon Williams, Texas A&M, 12/31/18	11	
2+ rushing TDs	2, Travis Etienne, 11/9/19	1	
3+ rushing TDs	3, AJ Dillon, Boston College, 10/19/19	3	

PASSING			
300+	300, Tommy DeVito, Syracuse, 10/10/19	4	
400+	421, James Blackman, Florida State, 11/3/18	15	
500+	566, Stephen Morris, Miami, 9/29/12	95	

40+ attempts	40, Alex Hornibrook, Florida State, 9/28/19	5	
50+ attempts	57, Drew Plitt, Ball State, 9/21/19	6	
60+ attempts	63, B.J. Symons, Texas Tech, 9/20/03	207	
25+ completions	25, Jamie Newman, Wake Forest, 11/2/19	2	
3 TD passes	3, Trevor Lawrence, Clemson, 11/9/19	1	
4 TD passes	4, Micala Cunningham, Louisville, 11/16/19	0	
5+ TD passes	5, Deshaun Watson, Clemson, 10/31/15	54	
50+ yd cmp	74, Cunningham to Atwell, Louisville, 11/16/19	0	
70+ yd cmp	74, Cunningham to Atwell, Louisville, 11/16/19	0	
80+ yd. cpm	82, Dungey to Johnson, Syracuse, 10/27/18	16	
350+ Total Off.	400, James Blackman, FSU , 11/3/18	15	

RECEIVING			
100+ yds	110, Tutu Atwell, Louisville, 11/16/19	0	
200+ yds	224, Torrey Smith, Maryland, 11/27/10	114	
100+ yds rec./2 plr	Matthews/Terry, Florida State, 11/3/18	14	
10+ receptions	10, DJ Matthews, Florida State, 11/3/18	14	
50+ yd reception	59, S. Washington, Wake Forest, 11/2/19	13	
70+ yd reception	74, Tutu Atwell, Louisville, 11/16/19	0	
80+ yd reception	82, Nykeim Johnson, Syracuse, 10/27/18	15	
3+ TDs in a game	3, Jack Freudenthal, Wake Forest, 11/2/19	2	

SPECIAL TEAMS			
50+ yd. FG	52, Tommy Openshaw, Vanderbilt, 12/26/16	35	
Game win FG (reg)	20 yds (6 sec.) Obi Egekeze, Maryland, 10/25/08	142	
60-yd punt	65, B. Wright, S. Georgia State, 9/8/18	19	
70-yd punt	76, Pat O'Donnell, Cincinnati, 9/22/11	109	
50-yd punt avg (min. 3)	59.7, Pat O'Donnell, Cinc., 9/22/11	109	
100+ yds in KOR	102, J. Reed, Virginia, 9/29/18	19	
KOR TD	97, Deebo Samuels, South Carolina, 9/2/16	35	
PR TD	77, McCloud, Clemson, 11/4/17	27	
TD on opening KOR	97 yds, Deebo Samuel, SC, 8/2/16	35	
Blocked FG	Kevin Bletzer, Boston College, 10/6/18	18	
Blocked Punt	Logan Thimons, WVU, 9/14/19	7	
Blk PuntTD	Team blk, Levy rec, Boston College, 10/6/18	18	

DEFENSE			
10+ tackles	11, Dorian Etheridge, Louisville, 11/16/19	0	
15+ tackles	18, Jacob White, Ball State, 9/21/19	6	
20+ tackles	23, Daryl Mapp, UNC, 11/10/07	154	
2+ interceptions	2, Amari Henderson, Wake Forest, 11/2/19	2	
Fumble rec. TD	16 yds, Vic Beasley, Clemson, 10/4/14	69	
Fumble ret. TD	66 yds, Dexter McDougle, Md, 11/26/11	101	
TD on INT return	8, Jason Maitre, Boston College, 10/19/19	3	
100 yds INT rets	114, Patrick Hinton, S.C., 10/29/88	383	
Forced a safety	9-yard sack, W. Hall, Virginia, 11/3/12	0-	

SCORING			
Scored 20+ points	24, Torrey Smith, Maryland, 11/27/10	115	
Made 4+ FGs	4, B. Creque, Louisville, 12/26/16	41	
Made 7+ PATs	BT Potter, Clemson, 11/9/19	1	
2-pt conversion	C. Tucker pass, UNC, 11/24/18	12	

EXPLOSIVE PLAYS

NC STATE

EXPLOSIVE RUNS (10+ YARDS)

Yds	Player	Opp
15	Person	ECU
34	Hines	ECU
22	Houston	ECU
21	McKay	ECU
13	Knight	ECU
24	Lesane	ECU
22	Lesane	WCU
17	Knight	WCU
21	Knight	WCU
13	Knight	WCU
10	Knight	WCU
11	Person	WCU
13	Houston	WCU
15	Houston	WCU
12	Houston	WCU
10	Houston	WCU
13	Hines	WCU
11	W. Dabbs	WCU
17	Knight	WVU
26	Knight	WVU
11	Person	WVU
10	Person	WVU
14	McKay	WVU
20	Hockman	BSU
13	Houston	BSU
16	Knight	BSU
25	Houston	BSU
20	Person	BSU
16	Person	BSU
11	Knight	FSU
15	Houston	FSU
19	Houston	FSU
15	Houston	SYR
10	Knight	SYR
11	Knight	SYR
18	Knight	SYR
12	Houston	SYR
15	Knight	BC
29	Houston	BC
22	Houston	WFU
19	Pennix	WFU
12	Pennix	WFU
12	Leary	WFU
11	Pennix	WFU
17	Knight	CLEM
41	Knight	CLEM
53	Knight	CLEM
13	Leary	CLEM
15	Knight	CLEM
15	Knight	LOU
16	Houston	LOU
23	Knight	LOU

EXPLOSIVE PASSES (20+ YARDS)

Yds	Type	Opp
45	McKay - Person	ECU
48	McKay - Hines	ECU
28	McKay - Angeline	WCU
20	McKay - Autenrieth	WCU
39	McKay - Angeline	WVU
22	McKay - Thomas	BSU

33	Hockman-Carter	FSU
23	Leary-Fisher	FSU
27	Hockman-Carter	SYR
23	Leary-Thomas	SYR
23	Hockman-Carter	SYR
32	Thomas-Pennix	SYR
30	Hockman-Angeline	SYR
37	Hockman-Emezie	SYR
24	Hockman-Carter	BC
22	Hockman-Carter	BC
23	Leary-Thomas	BC
55	Leary-Carter	BC
38	Leary-Provillon	BC
24	Leary-Angeline	BC
24	Leary-Carter	WFU
22	Leary-Hines	CLEM
38	Leary - Angeline	CLEM
20	Leary - Thomas	LOU
21	Leary - Emezie	LOU

EXPLOSIVE RETURNS (20+ YARDS)

22	Lesane	BSU
21	Lesane	BSU
20	Lesane	BSU
76	Thomas	BSU
24	Lesane	SYR
25	Lesane	LOU

EXPLOSIVE PLAYS BY PLAYER

Name	No.	TD	Rush	Rec	KOR	PR	IR	FR
Knight	19	1	19	-	-	-	-	-
Houston	14	0	14	-	-	-	-	-
Person	7	0	6	1	-	-	-	-
Lesane	6	0	2	-	5	-	-	-
Hines	4	1	2	2	-	-	-	-
Thomas T	5	1	-	4	-	1	-	-
Carter	7	0	-	7	-	-	-	-
Angeline	5	0	-	5	-	-	-	-
McKay	2	1	2	-	-	-	-	-
W. Dabbs	1	0	1	-	-	-	-	-
Pennix	4	1	3	1	-	-	-	-
Leary	2	0	2	-	-	-	-	-
Provillon	1	0	-	1	-	-	-	-
Fisher	1	0	-	1	-	-	-	-
Hockman	1	0	1	-	-	-	-	-
Autenrieth	1	0	-	1	-	-	-	-
Ingle	1	0	0	0	1	-	-	-
Emezie	2	0	-	2	-	-	-	-
Totals	83	5	52	25	5	1	-	-

EXPLOSIVE PLAYS BY GAME

Opponent	Run +10	Pass +20	Ret. +20	Total
ECU	6	2	-	8
WCU	12	2	-	14
WVU	5	1	-	6
BSU	6	1	4	11
FSU	3	2	-	5
SYR	5	6	1	12
BC	2	6	0	8
WFU	5	1	-	6
CLEM	5	2	-	7
LOU	3	2	1	6
Totals	52	25	6	83

EXPLOSIVE TOUCHDOWNS (5)

Yds	Play	Player(s)	Opp.
48	Pass	McKay-Hines	ECU
21	Run	McKay	ECU
76	PR	Thomas, T.	BSU
32	Pass	Thomas-Pennix	SYR
53	Run	Knight	CLEM

OPPONENT

EXPLOSIVE PLAYS BY GAME

Opponent	Run +10	Pass +20	Ret. +20	Total
ECU	1	2	-	3
WCU	-	2	-	2
WVU	4	3	1	8
Ball State	1	2	2	5
Florida State	2	3	1	6
Syracuse	3	3	1	7
Boston College	10	2	1	13
Wake Forest	4	3	0	7
Clemson	7	5	0	12
Louisville	1	3	1	5
Totals	33	28	7	78

# GAME SUMMARIES

8/31/19 • Carter-Finley Stadium • 57,633 • Raleigh, N.C.

	<b>NC STATE</b>	<b>34</b>
	<b>EAST CAROLINA</b>	<b>6</b>

Score by Quarters	1	2	3	4	Score	
NC State	7	10	7	10	--	34 Record: (1-0)
East Carolina	3	0	0	3	--	6 Record: (0-1)

## Scoring Summary

1st 08:34 NCS - Knight, Z. 9 yd. run (Dunn, C. kick), 6-80 1:50  
 06:04 ECU - Verity, Jake 47 yd. FG, 8-34 2:21  
 2nd 10:01 NCS - Dunn, C. 27 yd. FG, 7-56 2:31  
 00:51 NCS - McKay, M. 4 yd. run (Dunn, C. kick) 3-55 1:23  
 3rd 09:48 NCS - Hines, T. 48 yd. pass from McKay, M. (Dunn, C. kick) 4-70 1:40  
 4th 12:21 NCS - McKay, M. 21 yd. run (Dunn, C. kick) 9-86 3:06  
 04:14 NCS - Dunn, C. 34 yd. FG, 12-59 6:35  
 01:18 ECU - Verity, Jake 31 yd. FG, 9-61 2:56

	NCSU	ECU
FIRST DOWNS	23	18
RUSHES-YARDS	31-191	29-41
PASSING YARDS	314	228
Comp-Att-Int	26-39-0	26-45-1
TOTAL OFFENSE	505	269
KICK RETURNS (#-Yards)	0-0	3-72
PUNT RETURNS (#-Yards)	3-26	1-12
INT RETURNS (#-Yards)	1-0	0-0
PUNTS (#-Avg)	5-41.6	7-49.0
FUMBLES-LOST	2-0	2-1
PENALTIES-YARDS	6-55	5-53
TIME OF POSSESSION	30:38	29:22
THIRD-DOWN CONVERSIONS	4-12	5-15
FOURTH-DOWN CONVERSIONS	0-1	0-0
RED-ZONE SCORES/CHANCES	4-4	1-2
SACKS BY (#-YARDS)	3-24	0-0

**RUSHING (Att-Yds-TD): NC State** - Knight, Z. 9-42-1; McKay, M. 6-35-2; Houston, J. 6-35-0; Hines, T. 1-34-0; Lesane, K. 1-24-0; Person, R. 5-20-0; Pennix, T. 1-3-0. **ECU:** Pinnix, D. 11-23-0; Ahlers, H. 10-11-0; Howe, H. 5-8-0; Herring, R. 1-2-0; Mauney, D. 2-(-3)-0

**PASSING (C-A-YDS-I-TD): NC State** - McKay, M. 25-37-308-0-1; Hockman, B. 1-2-6-0-0. **ECU:** Ahlers, H. 22-39-168-1-0; Herring, R. 4-6-60-0-0.

**RECEIVING (Rec-Yds-TD): NC State** - Emezie, E. 7-70-0; Thomas, T. 6-83-0; Hines, T. 4-74-1; Houston, J. 3-10-0; Person, R. 1-45-0; Carter, D. 1-12-0; Angeline, C. 1-7-0; Lesane, K. 1-6-0; Fisher, M. 1-5-0; Knight, Z. 1-2-0. **ECU:** Proehl, Blake 5-45-0; Hatfield, J. 5-26-0; Henley, Leroy 3-21-0; Vines, M. 3-20-0; Farrier, D. 2-22-0; Snead, T. 2-13-0; Johnson, C.J. 2-11-0; Omotosho, A. 1-37-0; Byrd, Z. 1-20-0; Howe, H. 1-16-0; Pinnix, D. 1-(-3)-0.

**IINTERCEPTIONS (#-Yds): NC State** - Ingram, C. 1-0; **ECU** - none.

**FUMBLES (#-Lost): NC State** - 2-0; **ECU:** 2-1

**TACKLES (Ht-Ast-Tot): NC State** - Ingram, C. 7-2-9; Ingle, T. 4-4-8; McCloud, N. 3-4-7; Wilson, P. 5-1-6; Murchison, L. 3-3-6; Morehead, J. 1-4-5; Moore, I. 1-3-4; Aceus, L. 1-3-4. **ECU:** Springer, G. 4-4-8; Futrell, K. 4-4-8; Charles, D. 3-5-8; Witherspoon, M. 6-1-7; Smith, X. 3-4-7; Turner, A. 2-5-7; Robinson, D. 2-4-6; Bivens, B. 2-3-5; Mcmillian, J. 4-0-4.

9/7/19 • Carter-Finley Stadium • 55,681 • Raleigh, N.C.

	<b>NC STATE</b>	<b>41</b>
	<b>WESTERN CAROLINA</b>	<b>0</b>

Score by Quarters	1	2	3	4	Score	
NC State	3	21	10	7	--	41 Record: (2-0)
Western Carolina	0	0	0	0	--	0 Record: (0-0)

## Scoring Summary

1st 05:06 NCS - Dunn, C. 32 yd. FG, 6-41 2:36  
 2nd 08:24 NCS - Person, R. 6 yd. run (Dunn, C. kick), 7-65 2:21  
 03:56 NCS - Knight, Z. 2 yd. run (Dunn, C. kick), 6-62 2:23  
 00:16 NCS - Angeline, C. 1 yd. Pass from McKay, M. (Dunn, C. kick), 8-68 1:52  
 3rd 11:35 NCS - Dunn, C. 25 yd. FG, 10-65 3:25  
 01:18 NCS - Knight, Z. 2 yd. run (Dunn, C. kick) 17-98 7:57  
 4th 10:50 NCS - Houston, J. 3 yd. run (Dunn, C. kick) 12-74 5:07

	NCSU	WCU
FIRST DOWNS	32	6
RUSHES-YARDS	53-309	19-8
PASSING YARDS	231	98
Comp-Att-Int	22-33-0	15-27-0
TOTAL OFFENSE	540	106
KICK RETURNS (#-Yards)	0-0	2-28
PUNT RETURNS (#-Yards)	3-24	1-(-2)
INT RETURNS (#-Yards)	0-0	0-0
PUNTS (#-Avg)	3-49.8	10-40.7
FUMBLES-LOST	0-0	1-1
PENALTIES-YARDS	3-29	8-55
TIME OF POSSESSION	36:59	23:01
THIRD-DOWN CONVERSIONS	6-14	2-13
FOURTH-DOWN CONVERSIONS	1-2	0-0
RED-ZONE SCORES/CHANCES	7-7	0-0
SACKS BY (#-YARDS)	3-17	1-11

**RUSHING (Att-Yds-TD): NC State** - Knight, Z. 18-119-2; Houston, J. 8-73-1; Person, R. 10-51-1; Dabbs, W. 9-43-0; Lesane, K. 1-22-0; Hines, T. 1-13-0; Pennix, T. 3-(-1)-0; Hockman, B. 2-(-10)-0. **WCU:** Young, C. 7-26-0; Spencer, D. 3-7-0; Atkins, DJ 2-3-0; Ferguson, C. 2-3-0; Williamson, B. 1-(-14)-0; Jones, W. 4-(-17)-0.


**PASSING (C-A-YDS-I-TD): NC State** - McKay, M. 18-28-200-0-1; Hockman, B. 4-5-31-0-0. **WCU:** Jones, W. 15-27-98-0-0.

**RECEIVING (Rec-Yds-TD): NC State** - Angeline, C. 4-47-1; Autenrieth, D. 3-40-0; Hines, T. 3-36-0; Emezie, E. 2-32-0; Carter, D. 2-21-0; Lesane, K. 2-19-0; Pennix, T. 2-16-0; Thomas, T. 2-13-0; Powell, C. 1-8-0; Collins, E. 1-(-1)-0. **WCU:** Stribling, M. 3-28-0; Absolu, K. 3-26-0; Mullen, N. 3-18-0; Young, C. 2-7-0; Spencer, D. 2-3-0; Thorpe, DJ 1-11-0; Phillips, A. 1-5-0.

**IINTERCEPTIONS (#-Yds): NC State** - none; **WCU** - none.

**FUMBLES (#-Lost): NC State** - 0-0; **WCU:** 1-0

**TACKLES (Ht-Ast-Tot): NC State** - Ingle, T. 3-2-5; Miller, K. 3-1-4; Aceus, L. 1-3-4; McNeill, A. 3-0-3; Lyas, X. 2-1-3; Smith, T. 2-1-3; Wilson, P. 1-2-3; Kante, I. 1-2-3; Baker-Williams, T. 0-3-3. **WCU:** White, J. 9-5-14; Childers, T. 3-6-9; Cortner, D. 1-8-9; Murphy, M. 4-4-8; Rogers, AJ 3-4-7; Brannon, J. 2-5-7; Harris, T. 3-3-6; Milner, KJ 4-1-5; Kent, R. 4-0-4; Allison, C. 1-3-4.

9/14/19 • Milan Puskar Stadium • 57,052 • Morgantown, W. Va.						
	<b>NC STATE</b>				<b>27</b>	
	<b>WEST VIRGINIA</b>				<b>44</b>	

Score by Quarters	1	2	3	4	Score	
NC State	7	14	6	0	--	27 Record: (2-1)
West Virginia	14	7	10	13	--	44 Record: (2-1)

**Scoring Summary**

1st	09:06	WVU - James, S. 20 yd. pass from Kendall, A. (Staley, E. kick) 5-66 2:08
	04:49	NCS - Thomas, T. 8 yd. pass from McKay, M. (Dunn, C. kick) 10-75 4:17
	03:54	WVU - McKoy, K. 23 yd. run (Staley, E. kick) 4-75 0:55
2nd	12:11	NCS - Houston, J. 1 yd. run (Dunn, C. kick) 12-80 5:14
	03:13	NCS - Angeline, C. 18 yd. pass from Thomas, T. (Dunn, C. kick) 7-92 3:06
	00:34	WVU - Campbell, G. 13 yd. pass from Kendall, A. (Staley, E. kick) 9-75 2:39
3rd	10:42	WVU - Staley, E. 23 yd. FG 11-89 4:10
	06:24	WVU - McKoy, K. 5 yd. run (Staley, E. kick) 3-12 0:27
	02:14	NCS - Dunn, C. 41 yd. FG 11-36 4:10
	00:10	NCS - Dunn, C. 37 yd. FG 4-1 1:21
4th	12:24	WVU - Jennings, A. 9 yd. pass from Kendall, A. (Staley, E. kick) 7-75 2:46
	03:04	WVU - Brown, L. 3 yd. run (TM rush failed) 4-23 1:44

	NCSU	WVU
FIRST DOWNS	24	25
RUSHES-YARDS	37-144	28-173
PASSING YARDS	225	272
Comp-Att-Int	24-49-0	27-40-1
TOTAL OFFENSE	369	445
KICK RETURNS (#-Yards)	2-36	3-50
PUNT RETURNS (#-Yards)	0-0	3-24
INT RETURNS (#-Yards)	1-11	0-0
PUNTS (#-Avg)	4-37.2	5-39.8
FUMBLES-LOST	1-0	0-0
PENALTIES-YARDS	9-88	12-105
TIME OF POSSESSION	32:29	27:31
THIRD-DOWN CONVERSIONS	5-17	3-11
FOURTH-DOWN CONVERSIONS	2-5	0-0
RED-ZONE SCORES/CHANCES	4-4	6-6
SACKS BY (#-YARDS)	1-4	3-17

**RUSHING (Att-Yds-TD): NC State** - Knight, Z. 12-72-0; Person, R. 11-52-0; McKay, M. 10-9-0; Wilson, P. 1-9-0; Houston, J. 3-2-1. **WVU:** McKoy, K. 10-66-2; Brown, L. 7-35-1; Kendall, A. 4-33-0; Ryan, S. 1-24-0; Sinkfield, A. 4-10-0; James, S. 1-7-0; TEAM 1-(-2)-0.


**PASSING (C-A-YDS-I-TD): NC State** - McKay, M. 23-48-207-0-1; Thomas, T. 1-1-18-0-1. **WVU:** Kendall, A. 27-40-272-1-3.

**RECEIVING (Rec-Yds-TD): NC State** - Emezie, E. 12-103-0; Angeline, C. 4-74-1; Hines, T. 2-19-0; Carter, D. 2-16-0; Thomas, T. 1-8-1; Houston, J. 1-3-0; Person, R. 2-2-0. **WVU:** James, S. 9-155-1; Ryan, S. 4-38-0; Jennings, A. 3-28-1; Simmons, T.J. 3-16-0; Campbell, G. 1-13-1; Wright, W. 4-13-0; McKay, K. 3-9-0.

**INTERCEPTIONS (#-Yds): NC State** - Thomas, D. 1-11; **WVU** - none.

**FUMBLES (#-Lost): NC State** - 1-0; **WVU:** 2-1

**TACKLES (Ht-Ast-Tot): NC State** - Ingle, T. 6-1-7; Smith, T. 4-2-6; Miller, K. 4-1-5; Ingram, C. 4-1-5; Murchison, L. 4-1-5; Baker-Williams 3-0-3; Acceus, L. 2-1-3; Wilson, P. 2-1-3; Miller, B. 1-2-3; Griffin, S. 2-1-3; Thomas, D. 1-2-3. **WVU:** Bailey, H. 8-1-9; Stewart, J. 4-3-7; Martin, K. 5-0-5; Mahone, S. 5-0-5; Campbell, S. 2-2-4; Donahue, R. 2-2-4; Loe, Exree 2-1-3; Qualls, Q. 1-2-3; Smith, T. 2-1-3; Chandler, J. 0-3-3; Stills, D. 3-0-3; Dante, D. 3-0-3.

9/21/19 • Carter-Finley Stadium • 57,702 • Raleigh, N.C.						
	<b>NC STATE</b>				<b>34</b>	
	<b>BALL STATE</b>				<b>23</b>	

Score by Quarters	1	2	3	4	Score	
NC State	6	14	7	7	--	34 Record: (3-1)
Ball State	7	0	6	10	--	23 Record: (1-3)

**Scoring Summary**

1st	08:29	NCS - Dunn, C. 38 yd. FG, 9-23 3:18
	05:28	BALL - Hall, J. 11 yd. run (Rimmmler, R. kick), 9-75 3:01
	00:06	NCS - Dunn, C. 34 yd. FG, 12-62 5:14
2nd	06:18	NCS - Person, R. 3 yd. run (Dunn, C. kick), 8-55 3:29
	01:38	NCS - McKay, M. 5 yd. run (Dunn, C. kick), 10-82 3:14
3rd	13:03	NCS - Thomas, T. 76 yd. punt return (Dunn, C. kick)
	09:41	BALL - Rimmmler, R. 43 yd. FG, 11-49 3:22
	00:41	BALL - Rimmmler, R. 43 yd. FG, 7-16 2:45
4th	12:21	BAL - Rimmmler, R. 28 yd. FG, 8-59 2:26
	08:41	NCS - McKay, M. 3 yd. run (Dunn, C. kick), 3-7 1:17
	04:49	BALL - Huntley, C. 2 yd. run (Rimmmler, R. kick), 11-75 3:51

	NCSU	BSU
FIRST DOWNS	22	25
RUSHES-YARDS	41-186	30-84
PASSING YARDS	185	333
Comp-Att-Int	19-34-2	35-57-1
TOTAL OFFENSE	371	417
KICK RETURNS (#-Yards)	5-100	1-22
PUNT RETURNS (#-Yards)	3-112	2-11
INT RETURNS (#-Yards)	1-0	2-0
PUNTS (#-Avg)	3-51.0	6-39.0
FUMBLES-LOST	0-0	2-0
PENALTIES-YARDS	9-62	7-55
TIME OF POSSESSION	30:00	30:00
THIRD-DOWN CONVERSIONS	10-18	9-21
FOURTH-DOWN CONVERSIONS	0-1	0-2
RED-ZONE SCORES/CHANCES	4-4	3-4
SACKS BY (#-YARDS)	2-19	0-0

**RUSHING (Att-Yds-TD): NC State** - Person, R. 17-71-1; Houston, J. 6-55-0; Knight, Z. 8-36-0; McKay, M. 6-24-2; Hockman, B. 1-20-0; Lesane, K. 1-1-0; Team 2-(-3)-0. **BSU:** Huntley, C. 13-52-1; Fletcher, W. 10-30-0; Hall, J. 2-22-1; Dunner, M. 1-14-0; Plitt, D. 4-(-34)-0.

**PASSING (C-A-YDS-I-TD): NC State** - McKay, M. 17-30-175-1-0; Hockman, B. 2-3-10-1-0; Thomas, T. 0-1-0-0-0. **BSU:** Plitt, D. 35-57-333-1-0.


**RECEIVING (Rec-Yds-TD): NC State** - Thomas, T. 4-51-0; Emezie, E. 4-47-0; Person, R. 3-24-0; Hines, T. 2-22-0; Lesane, K. 2-18-0; Knight, Z. 2-3-0; Houston, J. 1-15-0; Carter, D. 1-5-0. **BSU:** Hall, J. 8-73-0; Miller, R. 8-70-0; Davis, A. 5-61-0; Fletcher, W. 4-19-0; Tyler, Y. 3-58-0; Givan, N. 3-23-0; Littles, H. 2-28-0; Plitt, D. 1-2-0; Huntley, C. 1-(-1)-0.

**INTERCEPTIONS (#-Yds): NC State** - Ingram, C. 1-0. **BSU:** - Cosby, B. 1-0; Wilborn, R. 1-0.

**FUMBLES (#-Lost): NC State** - 0-0; **BSU:** 2-0.

**TACKLES (Ht-Ast-Tot): NC State** - Ingle, T. 6-5-11; Ingram, C. 9-0-9; Moore, I. 5-2-7; Miller, B. 5-2-7; Baker-Williams, T. 4-2-6; Graves, D. 4-2-6; Miller, K. 5-0-5. **BSU:** White, J. 14-4-18; Cosby, B. 6-2-8; Albright, C. 4-2-6; Thomas, J. 4-1-5.



9/28/19 • Doak Campbell Stadium • 60,351 • Tallahassee, Fla.						
	NC STATE					13
	FLORIDA STATE					31

Score by Quarters	1	2	3	4	Score	
NC State	0	6	0	7	--	13
Florida State	3	14	7	7	--	31
	Record: (3-2)					Record: (3-2)

Scoring Summary

1st	05:40	FSU - Aguayo, R. 37 yd. FG 11-40	4:21
2nd	14:20	NCSU - Dunn, C. 29 yd. FG 6-18	
	06:25	NCSU - Dunn, C. 26 yd. FG 10-51	3:55
	04:59	FSU - Terry, T. 43 yd. pass from Hornibrook, A. (Aguayo, R. kick) 5-75	1:26
	00:58	FSU - Wilson, O. 40 yd. pass from Hornibrook, A. (Aguayo, R. kick) 5-61	1:51
3rd	00:59	FSU - Terry, T. 9 yd. pass from Hornibrook, A. (Grothaus, P. kick) 6-51	2:30
4th	13:04	NCSU - Emezie, E. 3 yd. pass from Hockman, B. (Dunn, C. kick) 6-75	2:55
	09:13	FSU - Akers, C. 41 yd. run (Grothaus, P. kick) 8-75	3:51

	NCSU	FSU
FIRST DOWNS	24	22
RUSHES-YARDS	28-88	32-53
PASSING YARDS	282	316
Comp-Att-Int	28-52-0	29-40-0
TOTAL OFFENSE	370	369
KICK RETURNS (#-Yards)	0-0	1-58
PUNT RETURNS (#-Yards)	2-10	4-24
INT RETURNS (#-Yards)	0-0	0-0
PUNTS (#-Avg)	6-47.5	7-40.0
FUMBLES-LOST	3-2	1-0
PENALTIES-YARDS	8-57	13-99
TIME OF POSSESSION	29:11	30:49
THIRD-DOWN CONVERSIONS	4-16	5-15
FOURTH-DOWN CONVERSIONS	1-3	1-1
RED-ZONE SCORES/CHANCES	3-4	2-2
SACKS BY (#-YARDS)	8-45	2-15

**RUSHING (Att-Yds-TD): NC State** - Houston, J. 9-61-0; Person, R. 7-26-0; Knight, Z. 7-24-0; Leary, D. 1-(-4)-0; McKay, M. 1-(-5)-0; Hockman, B. 3-(-14)-0. **FSU:** Akers, C. 17-83-1; Laborn, K. 3-12-0; Team 2-(-2)-0; Hornibrook, A. 10-(-40)-0.


**PASSING (C-A-YDS-I-TD): NC State** - Hockman, B. 21-40-208-0-1; Leary, D. 4-5-54-0-0; McKay, M. 3-7-20-0-0. **FSU:** Hornibrook, A. 29-40-316-0-3.

**RECEIVING (Rec-Yds-TD): NC State** - Carter, D. 4-68-0; Angeline, C. 4-56-0; Fisher, M. 2-41-0; Thomas, T. 4-37-0; Emezie, E. 3-29-1; Hines, T. 6-24-0; Powell, C. 3-22-0; Pennix, T. 1-5-0; Houston, J. 1-0-0. **FSU:** Wilson, O. 4-91-0; Terry, T. 5-77-2; Helton, K. 3-44-0; Matthews, DJ 2-27-0; Thomspon, W. 2-26-0; Gavin, K. 2-16-0; Akers, C. 2-11-0; McKitty, T. 2-11-0; Harrison, T. 5-7-0; Laborn, K. 2-6-0.

**IINTERCEPTIONS (#-Yds): NC State** - none; **FSU** - none.

**FUMBLES (#-Lost): NC State** - 3-2; **FSU:** 1-0.

**TACKLES (Ht-Ast-Tot): NC State** - Acceus, L. 6-1-7; Murchison, L. 6-1-7; Ingram, C. 5-1-6; Morehead, J. 4-1-5; Baker-Williams, T. 1-2-3; Ingle, T. 2-1-3; Miller, B. 1-2-3; Griffin, S. 2-1-3; Martin, V. 1-2-3. **FSU:** Fagan, C. 8-2-10; Gainer, A. 6-3-9; Taylor, L. 4-2-6; Samuel, A. 3-3-6; Nasirildeen, H. 5-0-5; Jackson, D. 4-1-5; Warner, L. 1-3-4; Dent, A. 1-2-3.

10/10/19 • Carter-Finley Stadium • 55,860 • Raleigh, N.C.						
	NC STATE					16
	SYRACUSE					10

Score by Quarters	1	2	3	4	Score	
NC State	6	7	3	0	--	16
Syracuse	0	0	3	7	--	10
	Record: (4-2)					Record: (3-3)

Scoring Summary

1st	11:08	NCSU - Dunn, C. 32 yd. FG 6-43	2:02
	05:17	NCSU - Dunn, C. 43 yd. FG 10-33	4:27
2nd	01:16	NCSU - Pennix, T. 32 yd. pass rom Thomas, T. (Dunn, C. kick) 3-61	0:32
3rd	04:18	NCSU - Dunn, C. 23 yd. FG 14-69	5:32
	00:54	SYR - Szmyt, A. 32 yd. FG 10-61	3:24
4th	3:00	SYR - Jackson, T. 2 yd. pass from DeVito, T. (Szmyt, A. kick) 13-90	4:50

	NCSU	SYR
FIRST DOWNS	21	21
RUSHES-YARDS	34-104	37-41
PASSING YARDS	260	300
Comp-Att-Int	18-31-1	29-39-0
TOTAL OFFENSE	364	341
KICK RETURNS (#-Yards)	2-41	2-33
PUNT RETURNS (#-Yards)	0-0	0-0
INT RETURNS (#-Yards)	0-0	1-6
PUNTS (#-Avg)	6-48.8	7-43.9
FUMBLES-LOST	0-0	0-0
PENALTIES-YARDS	4-47	12-59
TIME OF POSSESSION	29:42	30:18
THIRD-DOWN CONVERSIONS	4-15	5-16
FOURTH-DOWN CONVERSIONS	0-0	1-2
RED-ZONE SCORES/CHANCES	2-2	2-3
SACKS BY (#-YARDS)	8-52	3-18

**RUSHING (Att-Yds-TD): NC State** - Znight, Z. 15-61-0; Houston, J. 13-54-0; Le-sane, K. 1-8-0; Hockman, B. 5-(-19)-0. **SYR:** Neal, M. 8-31-0; Adams, A. 7-17-0; Howard, J. 6-6-0; Riley, S. 1-2-0; DeVito, T. 15-(-15)-0.

**PASSING (C-A-YDS-I-TD): NC State** - Hockman, B. 16-27-205-1-0; Leary, D. 1-3-23-0-0; Thomas, T. 1-1-32-0-1. **SYR:** DeVito, T. 29-39-0-0-1.

**RECEIVING (Rec-Yds-TD): NC State** - Emezie, E. 5-77-0; Lesane, K. 3-27-0; Hines, T. 3-8-0; Carter, D. 2-50-0; Thomas, T. 2-35-0; Angeline, C. 2-31-0; Pen-nix, T. 1-32-1. **SYR:** Jackson, T. 9-106-1; Riley, S. 6-52-0; Neal, M. 6-48-0; Ad-ams, A. 3-31-0; Jordan, C. 2-18-0; Hackett, A. 2-9-0; Harris, T. 1-36-0.

**IINTERCEPTIONS (#-Yds): NC State** - none; **SYR** - Armstrong, A. 1-6..

**FUMBLES (#-Lost): NC State** - 0-0; **SYR:** 0-0.

**TACKLES (Ht-Ast-Tot): NC State** - Acceus, L. 10-4-14; Moore, I. 7-3-10; Miller, K. 6-1-7; Murchison, L. 6-0-6; McNeill, A. 5-1-6; Smith, T. 4-0-4; Ingle, T. 1-3-4. **SYR:** Armstrong, A. 6-8-14; Foster, E. 5-5-10; Black, J. 2-3-5; Coleman, K. 1-4-5; Fredrick, C. 3-1-4; Williams, T. 3-1-4; Williams, L. 2-2-4.

10/19/19 • Alumni Stadium • 30,275 • Chestnut Hill, Mass.					
	<b>NC STATE</b>				<b>24</b>
	<b>BOSTON COLLEGE</b>				<b>45</b>

Score by Quarters	1	2	3	4	Score	
NC State	0	3	7	14	--	24 Record: (4-3)
Boston College	7	17	7	14	--	45 Record: (4-3)

**Scoring Summary**

1st 05:36 BC - Maitre, J. 8 yd interception (Boumerhi, A. kick)  
 2nd 11:51 NCSU - Dunn, C. 31 yd FG 6-28 3:00  
 07:23 BC - Boumerhi, A. 27 yd FG 11-63 4:22  
 05:07 BC - Bailey, D. 54 yd run (Boumerhi, A. kick) 2-47 0:56  
 02:51 BC - Bailey, D. 48 yd run (Boumerhi, A. kick) 3-87 1:10  
 3rd 06:02 BC - Dillon, A. 2 yd run (Boumerhi, A. kick) 16-98 6:38  
 03:35 NCSU - Thomas, T. 6 yd pass from Leary, D. (Dunn, C. kick) 9-75 2:27  
 4th 14:32 BC - Dillon, A. 3 yd run (Boumerhi, A. kick) 9-67 3:57  
 08:49 NCSU - Thomas, T. 6 yd pass from Leary, D. (Dunn, C. kick) 8-50 3:21  
 05:28 BC - Dillon, A. 8 yd run (Boumerhi, A. kick) 6-54 3:21  
 02:04 NCSU - Angeline, C. 15 yd pass from Leary, D. (Dunn, C. kick) 9-65 3:24

	NCSU	BC
FIRST DOWNS	15	23
RUSHES-YARDS	27-56	60-429
PASSING YARDS	310	103
Comp-Att-Int	20-44-1	6-15-0
TOTAL OFFENSE	366	532
KICK RETURNS (#-Yards)	0-0	4-75
PUNT RETURNS (#-Yards)	1-18	3-29
INT RETURNS (#-Yards)	0-0	1-8
PUNTS (#-Avg)	6-45.5	4-36.0
FUMBLES-LOST	1-0	0-0
PENALTIES-YARDS	2-20	8-59
TIME OF POSSESSION	27:40	32:20
THIRD-DOWN CONVERSIONS	4-17	9-15
FOURTH-DOWN CONVERSIONS	3-5	0-0
RED-ZONE SCORES/CHANCES	4-6	4-5
SACKS BY (#-YARDS)	0-0	2-20

**RUSHING (Att-Yds-TD): NC State** - Houston, J. 7-34-0; Knight, Z. 10-27-0; Pennix, T. 2-3-0; McKay, M. 2-0-0; Leary, D. 3-(-4)-0; Hockman, B. 3-(-4)-0.  
**BC:** Dillon, A. 34-223-3; Bailey, D. 16-181-2; Grosel, D. 4-21-0; Stehr, P. 3-9-0; Flowers, Z. 3-(-5)-0.


**PASSING (C-A-YDS-I-TD): NC State** - Leary, D. 15-33-259-0-3; Hockman, B. 4-10-27-1-0; Thomas, T. 1-1-24-0-0. **BC:** Grosel, D. 6-15-103-0-0.

**RECEIVING (Rec-Yds-TD): NC State** - Carter, D. 6-140-0; Angeline, C. 3-55-1; Thomas, T. 5-47-2; Provillon, J. 1-38-0; Emezie, E. 2-22-0; Hines, T. 1-9-0; Pennix, T. 1-4-0; Lesane, K. 1-(-5)-0. **BC:** Long, H. 3-84-0; Flowers, Z. 2-14-0; Glines, B. 1-5-0.

**IINTERCEPTIONS (#-Yds): NC State** - none; **BC** - 1-8.

**FUMBLES (#-Lost): NC State** - 1-0; **BC:** 0-0.

**TACKLES (Ht-Ast-Tot): NC State** - Acceus, L. 5-5-10; Ingle, T. 4-6-10; Wilson, P. 3-6-9; Morehead, J. 2-6-8; Harris, Ja. 4-4-8; Hart, C. 1-4-5; Griffin, S. 2-3-5; Thomas, D. 2-3-5; Murchison, L. 0-5-5; Baker-Williams 3-1-4; Miller, K. 2-1-3; Miller, B. 1-2-3; McNeill, A. 0-3-3; Moore, I. 0-3-3; Harrison, Jo. 1-2-3; Boletepeli, J. 0-3-3. **BC:** Richardson, M. 6-4-10; Palmer, M. 3-4-7; Attrach, M. 1-6-7; Lamot, J. 3-3-6; Maitre, J. 0-5-5; Sillah, S. 3-1-4; Sebastian, B. 1-2-3; DeBerry, J. 1-2-3; Sparacio, J. 1-2-3; Barlow, B. 0-3-3.

11/2/19 • BB&T Field • 31,199 • Winston-Salem, N.C.					
	<b>NC STATE</b>				<b>10</b>
	<b>WAKE FOREST</b>				<b>44</b>

Score by Quarters	1	2	3	4	Score	
NC State	0	10	0	0	--	10 Record: (4-4)
Wake Forest	21	13	10	0	--	44 Record: (7-1)

**Scoring Summary**

1st 08:34 WF - Newman, J. 20 yd. run (Sciba, N. kick) 13-86 3:45  
 07:41 WF - Freudenthal, J. 5 yd. pass from Newman, J. (Sciba, N. kick) 2-3 0:53  
 03:32 WF - Newman, J. 2 yd. run (Sciba, N. kick) 8-74 2:20  
 2nd 12:26 WF - Sciba, N. 25 yd. FG 5-22 2:15  
 09:19 NCSU - Angeline, C. 3 yd. pass from Leary, D. (Dunn, C. kick) 10-75 3:07  
 06:27 WF - Freudenthal, J. 2 yd. pass from Newman, J. (Sciba, N. kick) 9-75 2:52  
 04:16 NCSU - Dunn, C. 40 yd. FG 8-55 2:11  
 00:23 WF - Sciba, N. 34 yd. FG 13-60 3:53  
 3rd 13:38 WF - Freudenthal, J. 4 yd. pass from Newman, J. (Sciba, N. kick) 5-79 1:22  
 09:59 WF - Sciba, N. 26 yd. FG 9-22 3:35

	NCSU	WF
FIRST DOWNS	17	27
RUSHES-YARDS	26-116	46-123
PASSING YARDS	149	295
Comp-Att-Int	17-45-2	27-42-0
TOTAL OFFENSE	265	418
KICK RETURNS (#-Yards)	3-31	1-15
PUNT RETURNS (#-Yards)	1-11	4-28
INT RETURNS (#-Yards)	0-0	2-0
PUNTS (#-Avg)	8-46.9	6-41.2
FUMBLES-LOST	2-1	0-0
PENALTIES-YARDS	10-87	1-14
TIME OF POSSESSION	23:15	36:45
THIRD-DOWN CONVERSIONS	7-17	10-19
FOURTH-DOWN CONVERSIONS	0-1	0-0
RED-ZONE SCORES/CHANCES	1-1	8-8
SACKS BY (#-YARDS)	2-16	2-9

**RUSHING (Att-Yds-TD): NC State** - Houston, J. 11-48-0; Pennix, T. 5-44-0; Leary, D. 5-14-0; Knight, Z. 3-8-0; Dabbs, W. 2-2-0. **WF:** Walker, K. 16-56-0; Carney, C. 10-32-0; Newman, J. 11-30-2; Delaney, D. 4-4-0; Kern, N. 2-2-0; Hinton, K. 1-1-0; Team 2-(-2)-0.


**PASSING (C-A-YDS-I-TD): NC State** - Leary, D. 17-45-149-2-1. **WF:** Newman, J. 25-38-287-0-3; Kern, M. 2-4-8-0-0.

**RECEIVING (Rec-Yds-TD): NC State** - Angeline, C. 3-46-1. Carter, D. 4-44-0; Emezie, E. 4-30-0; Lesane, K. 1-10-0; Thomas, T. 2-9-0; Pennix, T. 1-7-0; Hines, T. 2-3-0. **WF:** Hinton, K. 6-93-0; Washington, S. 3-84-0; Surratt, S. 9-67-0; Chapman, B. 1-22-0; Freudenthal, J. 4-16-3; Jones, W. 1-8-0; Claude, S. 1-6-0; Walker, K. 1-0-0; Carney, C. 1-(-1)-0.

**IINTERCEPTIONS (#-Yds): NC State** - none; **WF** - 2-0.

**FUMBLES (#-Lost): NC State** - 2-1; **WF:** 0-0.

**TACKLES (Ht-Ast-Tot): NC State** - Wilson, P. 5-6-11; Ingle, T. 5-4-9; Thomas, D. 3-5-8; Harris, Ja. 3-5-8; Dunlap, M. 4-2-6; Smith-Williams, J. 3-2-5; Morehead, J. 4-1-5; Acceus, L. 0-4-4; Miller, B. 2-2-4; Graves, D. 2-2-4; Hart, C. 3-1-4. **WF:** Henderson, A. 5-1-6; Rucker, T. 4-2-6; Bassey, E. 5-1-6; Greer, N. 2-2-4; Redd, T. 1-3-4; Williams, J. 2-2-4.

11/10/19 • Carter-Finley Stadium • 57,886 • Raleigh, N.C.						
	<b>NC STATE</b>					<b>10</b>
	<b>CLEMSON</b>					<b>55</b>

Score by Quarters	1	2	3	4	Score	
NC State	0	0	7	3	--	10 Record: (4-5)
Clemson	28	14	7	6	--	55 Record: (10-0)

**Scoring Summary**

1st 10:56 CU - Lawrence 7 yd run (Potter kick), 9-84 4:04  
 05:00 CU - Higgins 33 yd pass from Lawrence (Potter kick), 10-92 4:10  
 03:31 CU - Etienne 4 yd pass from Lawrence (Potter kick), 2-3 0:36  
 01:31 CU - Etienne 19 yd run (Potter kick) 2-21 0:54  
 2nd 04:30 CU - Simpson 1 yd run (Potter kick) 7-74 2:57  
 00:45 CU - Ross 33 yd pass from Lawrence (Potter kick) 6-70 2:22  
 3rd 13:04 NCSU - Knight, Z. 53 yd run (Dunn, C. kick), 5-75 1:56  
 06:21 CU - Etienne 8 yd run (Potter kick), 11-75 6:43  
 4th 13:43 NCSU - Dunn, C. 46 yd FG, 11-56 4:48  
 00:11 CU - Dukes 1 yd run (Skalski kick failed), 7-23 2:38

	NCSU	CU
FIRST DOWNS	13	27
RUSHES-YARDS	31-124	41-246
PASSING YARDS	166	303
Comp-Att-Int	14-29-0	25-36-0
TOTAL OFFENSE	290	549
KICK RETURNS (#-Yards)	2-33	1-13
PUNT RETURNS (#-Yards)	1-0	2-8
INT RETURNS (#-Yards)	0-0	0-0
PUNTS (#-Avg)	5-52.2	4-46.2
FUMBLES-LOST	4-4	2-0
PENALTIES-YARDS	6-45	10-72
TIME OF POSSESSION	24:15	35:45
THIRD-DOWN CONVERSIONS	4-13	4-12
FOURTH-DOWN CONVERSIONS	1-2	3-3
RED-ZONE SCORES/CHANCES	1-3	6-6
SACKS BY (#-YARDS)	1-5	2-16

**RUSHING (Att-Yds-TD): NC State** - Knight, Z. 12-139-1; Leary, D. 9-5-0; Pennix, T. 1-5-0; Lesane, K. 1-5-0; Houston, J. 7-(-15)-0; Team 1-(-15)-0. **CU:** Etienne 14-112-2; Lawrence 8-59-1; Dixon 9-58-0; Brice 2-17-0; Dukes 3-11-1; Mellusi 2-5-0; Rencher 1-1-0; Simpson 1-1-1; Team 1-(-10)-0.


**PASSING (C-A-YDS-I-TD): NC State** - Leary, D. 14-29-166-0-0. **CU:** Lawrence 20-27-276-0-3; Brice 5-9-27-0-0.

**RECEIVING (Rec-Yds-TD): NC State** - Angeline, C. 2-53-0; Hines, T. 3-30-0; Carter, D. 2-27-0; Emezie, E. 4-21-0; Hosuton, J. 1-19-0; Pennix, T. 1-16-0; Lesane, K. 1-0-0. **CU:** Ross 4-75-1; Higgins 4-73-1; Overton 2-34-0; Etienne 3-31-1; Dixon 2-27-0; Ngata 2-18-0; Ladson 1-13-0; Swinney, W. 2-13-0; Rencher 1-8-0; Rodgers 3-7-0; Powell 1-4-0.

**INTERCEPTIONS (#-Yds): NC State** - none; **CU** - none.

**FUMBLES (#-Lost): NC State** - 4-4; **CU** - 2-0.

**TACKLES (Ht-Ast-Tot): NC State** - Morehad, J. 4-4-8; Baker-Williams 3-4-7; Hart, CJ 4-3-7; Smith-Williams 4-2-6; Ingle, T. 3-3-6; Thomas, D. 2-4-6; Harris, Ja. 1-5-6; Griffin, S. 3-2-5; Miller, B. 1-3-4; Powell, C. 2-2-4; Gray, A. 2-2-4; Murchison, L. 0-4-4. **CU:** Smith 5-2-7; Skalski 3-2-5; Turner, N. 3-1-4.

11/16/19 • Carter-Finley Stadium • 54,089 • Raleigh, N.C.						
	<b>NC STATE</b>					<b>20</b>
	<b>LOUISVILLE</b>					<b>34</b>

Score by Quarters	1	2	3	4	Score	
NC State	0	10	0	10	--	20 Record: (4-6)
Louisville	0	7	20	7	--	34 Record: (6-4)

**Scoring Summary**

2nd 11:54 UL - Fitzpatrick, D. 43 yd. pass from Cunningham, M. (Chalifoux, R. kick) 6-53 2:59  
 07:41 NCSU - Dunn, C. 28 yd. FG 10-54 4:13  
 04:01 NCSU - Emezie, E. 15 yd. pass from Leary, D. (Dunn, C. kick) 4-27 1:21  
 3rd 13:24 UL - Atwell, T. 74 yd pass from Cunningham, M. (Chalifoux, R. kick) 3-75 1:36  
 12:30 UL - Ford, M. 42 yd pass from Cunningham, M. (Chalifoux, R. kick failed) 2-40 0:41  
 04:44 UL - Pfeifer, E. 1 yd pass from Cunningham, M. (Chalifoux, R. kick) 13-63 6:06  
 4th 14:11 NCSU - Person, R. 16 yd. pass from Leary, D. (Dunn, C. kick) 12-76 5:28  
 09:42 UL - Ford, M. 7 yd. pass from Chalifoux, R. (Chalifoux, R. kick) 9-47 4:22  
 04:19 NCSU - Dunn, C. 27 yd. FG 16-65 5:23

	NCSU	UL
FIRST DOWNS	25	17
RUSHES-YARDS	35-134	39-77
PASSING YARDS	243	249
Comp-Att-Int	24-46-1	14-21-0
TOTAL OFFENSE	377	326
KICK RETURNS (#-Yards)	4-82	1-22
PUNT RETURNS (#-Yards)	0-0	1-21
INT RETURNS (#-Yards)	0-0	1-4
PUNTS (#-Avg)	2-54.0	4-35.2
FUMBLES-LOST	4-2	1-0
PENALTIES-YARDS	4-15	10-66
TIME OF POSSESSION	29:34	30:26
THIRD-DOWN CONVERSIONS	8-17	8-14
FOURTH-DOWN CONVERSIONS	3-4	1-1
RED-ZONE SCORES/CHANCES	2-2	4-5
SACKS BY (#-YARDS)	3-19	2-11

**RUSHING (Att-Yds-TD): NC State** - Knight, Z. 12-61-0; Houston, J. 7-28-0; Leary, D. 12-23-0; Ekwonu, I. 0-12-0; Person, R. 4-10-0. **UL:** Hawkins, J. 16-67-0; Cunningham, M. 16-9-0; Hall, H. 6-2-0; Team 1-(-1)-0.

**PASSING (C-A-YDS-I-TD): NC State** - Leary, D. 24-44-243-1-2; Lesane, K. 0-1-0-0-0; Thomas, T. 0-1-0-0-0. **UL:** Cunningham, M. 13-20-242-0-4; Chalifoux, R. 1-1-7-1-0.

**RECEIVING (Rec-Yds-TD): NC State** - Emezie, E. 8-90-1; Thomas, T. 4-45-0; Houston, J. 3-29-0; Person, R. 2-28-1; Carter, D. 3-20-0; Lesane, K. 2-18-0; Knight, Z. 2-13-0. **UL:** Atwell, T. 5-110-1; Fitzpatrick, D. 4-72-1; Ford, M. 3-52-2; Hall, H. 1-14-0; Pfeifer, E. 1-1-1.

**INTERCEPTIONS (#-Yds): NC State** - none; **UL** - 1-4.

**FUMBLES (#-Lost): NC State** - 4-2; **UL:** 1-0.

**TACKLES (Ht-Ast-Tot): NC State** - Moore, I. 1-7-8; Miller, K. 4-2-6; Morehead, J. 4-2-6; Thomas, D. 1-4-5; Scott, J. 0-5-5; Murchison, L. 2-3-5; Smith-Williams, J. 1-3-4; Ingle, T. 2-2-4; McNeill, A. 2-2-4; Martin, V. 1-3-4. **UL:** Etheridge, D. 7-4-11; Burns, R. 4-4-8; Avery, C. 3-3-6; Pass, K. 4-1-5; Goldwire, J. 4-1-5; Yeast, R. 4-0-4; Montgomery, M. 3-1-4; Abdullah, Y. 0-4-4.

# PLAYER BIOS

## 2 LOUIS ACCEUS

LB | 5'11 | 220 | Jr.

Spring Valley, N.Y. (St. Joseph)

Pronunciation: ah SOOSE

- Has led the team in tackles three times this season - including a team-high for the season with 14 stops in the win over Syracuse.
- Named the ACC Linebacker of the Week for that performance.
- Missed the Clemson and Louisville games with an injury.
- Ranks second on the team in tackles with 50.
- Starting WLB, this is his first year as a starter.
- Led the team in tackles at Florida State with 7 - including 2 TFLs.
- High school teammate of Wolfpack OG Josh Fedd-Jackson.
- Family is from Haiti.

### ACCEUS CAREER BESTS

Plays.....	70.....	BSU (2019)
Tackles.....	14.....	Syracuse (2019)
TFL.....	3.....	Syracuse (2019)
Sacks.....	3.....	Syracuse (2019)

### 2019 ACCEUS GAME BY GAME STATS

Opp	Ply	Ht	Ast	Tot	TFL	Sack
*ECU	56	1	3	4	0.5-1	
*WCU	35	1	3	4		
*@WVU	44	2	1	3		
*BSU	70	2	2	4	0.5-4	0.5-4
*@ FSU	61	6	1	7	2-5	1-2
*SYR	69	10	4	14	3-30	3-30
*@ BC	44	5	5	10		
*@ WFU	68	0	4	4	1-1	
CLEM					DNP - Injured	
LOU					DNP - Injured	

### ACCEUS CAREER STATS

Year	GP-GS	Pl	Ht	Ast	Tot	TFL	Sk	QH
2017	12-0	0	3	1	4			
2018	12-1	200	9	16	25			1
2019	8-8	447	27	23	50	6-40	5.5-37	
Totals	32-9	647	39	40	79	6-40	5.5-37	1

## 6 CARY ANGELINE

TE | 6'7 | 250 | RS - Jr.

Chester Springs, Pa. (Downington East/USC)

Pronunciation: ANN juh line

- Tied for the team-lead in touchdowns this season with four.
- Only player to see action at tight end vs. Clemson (two others are sitting out due to injury. He was in for a career-high 64 snaps.
- Sat out the first two games of 2018 due to NCAA transfer rules, he came to the Pack from the University of Southern California.
- Comes from a college football family: grandfather Fran (TE/DE - Colgate), father Chris (QB/TE - Columbia), uncle Larry (Mansfield), and uncle Jerry (Hobart).
- His brother Ryley played LB and RB at Delaware

### ANGELINE CAREER BESTS

Plays.....	64.....	Clemson (2019)
Receptions.....	4.....	WVU, WCU (2019)
Receiving Yards.....	74.....	WVU (2019)
TD Receptions.....	1.....	vs. four teams
Long Reception.....	49.....	Syracuse (2018)

### 2019 ANGELINE GAME BY GAME STATS

Opp	Pl	Rec	Yds	TD	LP
ECU	36	1	7	0	7
WCU	21	4	47	1	28
@WVU	22	4	74	1	39
*BSU	32	0	0	0	-

2019 WOLFPACK FOOTBALL

@FSU	42	4	56	0	16
SYR	43	2	31	0	30
@ BC	43	3	55	1	24
@ WFU	56	3	36	1	27
*CLEM	64	2	53	0	38
*LOU	85	0	0	0	-

### ANGELINE CAREER STATS

Year	GP-GS	Pl	Rec	Yds	TD	LP
2018	11-4	286	9	169	1	49
2019	10-3	444	23	359	4	39
Totals	21-7	730	32	428	5	49

## 42 DYLAN AUTENRIETH

TE | 6'4 | 245 | RS - Jr.

Dallas, Ga. (N. Paulding)

Pronunciation: AWE tehn reeth

- Out for the season with an injury.
- Had a touchdown block in the season opener.
- Voted a team captain for 2019.
- In 2018, the Pack averaged just 99 rushing yards per game while he was out, 151 when he was back in the lineup.

### AUTENRIETH CAREER BESTS

Plays.....	57.....	FSU (2018)
Receptions.....	3.....	WCU (2019)
Rec. Yards.....	40.....	WCU (2019)

### 2019 AUTENRIETH GAME BY GAME STATS

OPP	Pl	Rec	Yds	TD	LP	TD Blk
*ECU	34	0	0	0	-	1
*WCU	54	3	40	0	20	
*@WVU	37	0	0	0	-	

### AUTENRIETH CAREER STATS

Year	GP-GS	Pl	Rec	Yds	TD	LP
2017	13-0	167	0	0	0	-
2018	11-8	396	2	27	0	27
2019	3-3	125	3	40	0	
Totals	27-11	688	5	67	0	27

## 13 TYLER BAKER-WILLIAMS

NIC | 6'1 | 205 | So.

Raleigh, N.C. (Southeast)

- Backup nickel who started his first career game at West Virginia and again vs. Louisville.
- Moved to nickel prior to 2019 spring drills.

### BAKER-WILLIAMS CAREER BESTS

Plays.....	58.....	WFU (2019)
Tackles.....	6.....	BSU (2019)
TFL.....	1.....	WVU (2019)
PBU.....	2.....	WCU (2019)

### 2019 BAKER-WILLIAMS GAME BY GAME STATS

Opp	Ply	Ht	Ast	Tot	TFL	SK	PBU	QBH
ECU	39	0	0	0				
WCU	25	0	3	3			2	
*@WVU	35	3	0	3	1-1			
BSU	46	4	2	6	0.5-5	0.5-5		1
@FSU	41	1	2	3				
SYR	41	1	0	1				
@ BC	36	4	1	5				
@ WFU	58	1	2	3				
CLEM	44	3	4	7				
*LOU	53	1	2	3			1	

#1PACK1GOAL



**BAKER-WILLIAMS CAREER STATS**

Year	GP-GS	Pl	Ht	Ast	Tot	PBU	TFL	Sk	QBH
2018	8-0	19	3	2	5	1			
2019	10-2	418	18	16	32	3	1.5-6	0.5-5	1
Totals	18-2	437	21	18	37	4	1.5-6	0.5-5	1

**99 JOE BOLETEPELI****DE | 6'4 | 258 | RS - Fr.****Wake Forest, N.C. (Heritage)***Pronunciation: bowl eh tuh PELL ee*

- Reserve defensive end who has a 6'10" wingspan.
- Played his final prep season for former Wolfpack/NFL great Dewayne Washington at Heritage High School. Also coached by Pack Hall of Famer Torry Holt.
- Parents came to the U.S. from the Congo.

**BOLETEPELI CAREER BESTS**

Plays.....	27	ECU (2019)
Tackles.....	2	WCU, ECU (2019)
TFL.....	1	ECU (2019)
Sacks.....	0.5	WCU (2019)

**2019 BOLETEPELI GAME BY GAME STATS**

Opp	Ply	Ht	Ast	Tot	TFL	SK	QH
ECU	27	1	1	2	1-2		
WCU	22	0	2	2	0.5-3	0.5-3	1
@WVU					DNP - Injured		
BSU	38	0	0	0			
@FSU	7	0	0	0			
SYR					DNP		
@ BC	20	0	3	3			
@ WFU					DNP		
CLEM					DNP		
LOU					DNP		

**BOLETEPELI CAREER STATS**

Year	GP-GS	Ply	Ht	Ast	Tot	TFL	SK	QH
2018	3-0	32	0	2	2			
2019	4-0	94	1	6	7	1.5-5	0.5-3	1
Totals	10-0	126	1	8	9	1.5-5	0.5-3	1

**88 DEVIN CARTER****WR | 6'4 | 212 | RS - Fr.****Clayton, N.C. (Clayton)**

- Had his first 100-yard receiving game at Boston College with 140 yards - the highest total for a Wolfpack player in 2019.
- Has started the past nine games at the X receiver spot following the injury to C.J. Riley.
- Led the team in receiving yards at Florida State and Boston College.

**CARTER CAREER BESTS**

Plays.....	83	LOU (2019)
Receptions.....	6	BC (2019)
Rec. Yds.....	140	BC (2019)
Long Rec. ....	55	BC (2019)

**2019 CARTER GAME BY GAME STATS**

OPP	Pl	Rec	Yds	TD	LP
ECU	19	1	12	0	12
*WCU	48	2	21	0	18
*@WVU	79	2	16	0	10
*BSU	54	1	5	0	5
*@FSU	76	4	68	0	33
*SYR	54	2	50	0	27
*@ BC	65	6	140	0	55
*@ WFU	53	4	44	0	24
*CLEM	41	2	27	0	19
*LOU	83	3	20	0	10

**CARTER CAREER STATS**

Year	GP-GS	Pl	Rec	Yds	TD	YPG
2018	4-0	19	1	11	0	11.0
2019	10-9	572	27	403	0	14.9
Totals	14-9	591	28	414	0	14.8

**37 TYLER DABBS****WR | 5'10 | 186 | RS - Jr.****Eden, N.C. (Morehead HS)**

- Twin brother Will plays running back for the Wolfpack.

**T. DABBS CAREER BESTS**

Plays.....	10	WCU (2019)
------------	----	------------

**2019 T. DABBS GAME BY GAME STATS**

OPP	Pl	Rec	Yds	TD	LP
ECU	6	0	0	0	-
WCU	10	0	0	0	-
@WVU					Special Teams Only
BSU					Special Teams Only
@FSU					Special Teams Only
SYR					Special Teams Only
@ BC					Special Teams Only
@ WFU	2	0	0	0	-
CLEM	1	0	0	0	-
LOU		0	0	0	

**T. DABBS CAREER STATS**

Year	GP-GS	Ply	Ht	Ast	Tot	Rec
2017	1-0	2	0	0	0	0-0
2018	13-0	15	2	0	2	0-0
2019	10-0	19	0	0	0	0-0
Totals	24-0	36	2	0	2	0-0

**38 WILL DABBS****RB | 5'11 | 191 | RS - Jr.****Eden, N.C. (Morehead HS)**

- Twin brother Tyler plays wide receiver for the Wolfpack.
- Earned a scholarship prior to the 2019 campaign.

**W. DABBS CAREER BESTS**

Plays.....	11	WCU (2019)
------------	----	------------

**2019 W. DABBS GAME BY GAME STATS**

OPP	Pl	Att.	Yds	TD	LG	Tkl
ECU	0	0	0	0		1
WCU	11	9	43	0	11	
@ WVU						Special Teams Only
BSU						Special Teams Only
@FSU						Special Teams Only
SYR						Special Teams Only
@ BC						Special Teams Only
@ WFU	7	2	2	0	2	
CLEM						Special Teams Only
LOU						Special Teams Only

**W. DABBS CAREER STATS**

Year	GP-GS	Ply	Att.	Yds	TD
2018	1-0	1	1	(3)	0
2019	10-0	18	11	45	0
Totals	11-0	19	12	42	0

## 24 MALIK DUNLAP

**CB | 6'3 | 216 | RS - Fr.**  
Charlotte, N.C. (Harding Univ. HS)

- RS-Freshman who has started three of the past four games..
- Had three PBUs and six tackles against the Deacons.

**DUNLAP CAREER BESTS**

Plays.....	57	.....	CLEM (2019)
Tackles.....	6	.....	WFU (2019)
PBU.....	3	.....	WFU (2019)

**2019 DUNLAP GAME BY GAME STATS**

Opp	Ply	Hit	Ast	Tot	TFL	PBU
Special Teams Only						
ECU						
WCU	6	0	0	0		
@WVU	0	0	1	1		
BSU	0	0	0	0		
Special Teams Only						
@FSU						
SYR	13	0	1	1		
*@ BC	39	1	1	2		1
*@ WFU	54	4	2	6	0.5-0	3
CLEM	57	0	1	1		1
*LOU	62	1	1	2	1-2	

**DUNLAP CAREER STATS**

Year	GP-GS	Ply	Ht	Ast	Tot	TFL	PBU
2018	2-0	0	0	1	1	0	0
2019	10-3	231	6	7	13	1.5-2	5
Totals	12-3	231	6	8	14	1.5-2	5

## 32 CHRISTOPHER DUNN

**K | 5'8 | 180 | So.**  
Lexington, N.C. (N. Davidson)

- On the list for the 2019 Lou Groza Award announced last week.
- Ranks sixth in the ACC in scoring this season with 7.9 ppg
- Ranks eighth in the FBS - first in the ACC - in FGs per game with 1.80.
- Ranks sixth in school history with 41 career field goals.
- Had connected on his last 19 field goals dating back to last season prior to missing on a 51-yarder at WVU. That was the longest field goal streak in the nation and the longest in the FBS since Idaho's Austin Rehkow made 22 straight in 2016.
- Only 1996 Lou Groza Award winner Marc Primanti boasted a longer streak for the Wolfpack (27).
- His .872 career mark on field goals ranks fourth in school history.
- Ranks third in school history with 75 straight PATs made. His 73 total PATs rank 11th in school history.
- Last season, set the Wolfpack single season record for field goals with 23. Also set a single-season mark for points scored with 120.

**DUNN CAREER BESTS**

PATs.....	7	.....	ECU (2018)
Points Scored.....	17	.....	FSU (2018)
FGs Made.....	4	.....	FSU (2018)
Long FG.....	49	.....	TA&M (2018)

**2019 DUNN GAME BY GAME STATS**

Opponent	PAT	Made	Missed	Blk
*ECU	4-4	27, 23	-	-
*WCU	5-5	32, 25	-	-
*@ WVU	3-3	41, 37	51	-
*BSU	4-4	39, 34	53	-
*@FSU	1-1	29, 26	42	-
*SYR	1-1	32, 43, 23	-	-
*@ BC	3-3	31	-	-
*@ WFU	1-1	40	-	-
*CLEM	1-1	46	-	-
*LOU	2-2	28, 27	-	-

**DUNN CAREER STATS**

Year	GP-S	FG-A	0-29	30-39	40-49	50+	LG	PAT	Pts
------	------	------	------	-------	-------	-----	----	-----	-----

2018	13-13	23-26	15-16	5-6	3-4	0-0	49	51-51	120
2019	10-10	18-21	8-8	6-6	4-5	0-2	46	25-25	79
Totals	23-23	41-47	23-24	11-12	7-9	0-2	49	76-76	199

## 95 DERRICK EASON

**OT | 6'4 | 286 | RS - Fr.**  
Norfolk, Va. (Norview)

- Moved from defensive tackle to offensive tackle just 10 days before the season opener.
- Started the Clemson game as an extra tackle/tight end.

**EASON CAREER BESTS**

Plays.....	14	.....	WCU (2019)
------------	----	-------	------------

**2019 EASON GAME BY GAME STATS**

Opp	Ply	KD	PAN	Sk Allow
ECU	2	0	0	0
WCU	14	0	0	0
@ WVU	Did Not Play			
BSU	1	0	0	0
@FSU	Did Not Play			
SYR	1	0	0	0
@ BC	Did Not Play			
@ WFU	2	0	0	0
*CLEM	4	0	0	0
LOU	3	0	0	0

**EASON CAREER STATS**

Year	GP-GS	Ply	KD	Pan	Hit	Ast	Tot
2018	3-0	3			0	0	0
2019	8-1	30	0	0	-	-	-
Totals	11-1	33	0	0	0	0	0

## 79 IKEM "ICKEY" EKWONU

**OL | 6'4 | 298 | Fr.**  
Charlotte, N.C. (Providence Day)  
*Pronunciation: ee KEHM eh KWAHN ew*

- True freshman who has started the last five games at left tackle.
- Had a season-best 7 pancake blocks vs. Louisville.
- First true freshman to start at offensive tackle since Rob Crisp in 2010.
- Even though he came off the bench in the first five games, he leads the team with 28 pancake blocks.
- (Fraternal) twin brother Osita is a LB at Notre Dame.

**EKWONU CAREER BESTS**

Plays.....	64	.....	FSU (2019)
Pancakes.....	5	.....	ECU (2019)

**2019 EKWONU GAME BY GAME STATS**

Opp	Ply	KD	PAN	Sk Allow
ECU	19	0	5	0
WCU	50	0	4	0
@WVU	33	0	1	0
BSU	31	0	2	0
@FSU	64	0	4	1
*SYR	44	1	2	1
*@ BC	48	0	0	0
*@WFU	62	1	2	0
*CLEM	63	0	1	0
*LOU	82	0	7	0

**EKWONU CAREER STATS**

Year	GP-GS	Ply	KD	Pan	Sk
2019	10-5	496	2	28	2

**3 EMEKA EMEZIE****WR | 6'3 | 210 | Jr.****Waxhaw, N.C. (Marvin Ridge)***Pronunciation: ee MECK ah ee MEZZ ee*

- Pulled down a career-high 12 catches vs. WVU - that was his first career 100-yard game.
- Has 117 career receptions -the No. 14 mark in school history.
- Both parents were immigrants from Nigeria. Full name is Chukwuemeka Chitabera Emezie.

**EMEZIE CAREER BESTS**

Plays.....	83.....	LOU (2019)
Receptions.....	12.....	WVU (2019)
Rec. Yards.....	103.....	WVU (2019)
Long Reception.....	67.....	Syracuse (2018)

**2019 EMEZIE GAME BY GAME STATS**

OPP	PI	Rec	Yds	TD	LP
*ECU	52	7	70	0	16
*WCU	57	2	32	0	16
*@WVU	81	12	103	0	17
*BSU	63	4	47	0	19
*@FSU	47	3	29	1	17
SYR	44	5	77	0	37
*@ BC	38	2	22	0	11
*@WFU	67	4	30	0	15
*CLEM	44	4	21	0	8
*LOU	83	8	90	1	21

**EMEZIE CAREER STATS**

Year	GP-GS	PI	Rec	Yds	TD	YPR	LP
2017	13-0	204	13	163	1	12.5	26
2018	13-12	767	53	616	5	11.8	67
2019	10-9	576	51	521	2	10.2	37
Totals	35-21	1547	117	1,300	8	11.1	67

**66 JOSHUA FEDD-JACKSON****OG | 6'3 | 332 | Jr.****Montvale, N.J. (St. Joseph)**

- Led the Pack with five pancakes and two knockdowns in the season opening win.
- Tied for a season team high with 7 pancakes vs. Louisville.
- He received the top grade on the O-line for the ECU and WCU games.
- High school teammate of sophomore LB Louis Acceus.
- Has a son who was born in August.

**FEDD-JACKSON CAREER BESTS**

Plays.....	87.....	FSU (2019)
Knockdowns.....	5.....	Louisville (2018)
Pancakes.....	5.....	ECU (2019)

**2019 FEDD-JACKSON GAME BY GAME STATS**

Opp	Ply	KD	Pan	Sk	Allow
*ECU	67	2	5	0	0
*WCU	67	0	0	0	0
*@WVU	89	0	3	0	0
*BSU	74	0	2	0	0
*@FSU	87	0	1	0	0
*SYR	66	0	1	0.5	0
*@ BC	69	0	4	0	0
*@ WFU	72	0	3	0.5	0
*CLEM	63	0	2	0	0
*LOU	82	0	7	1	0

**FEDD-JACKSON CAREER STATS**

Year	GP-GS	Ply	KD	Pan	Sk
2017	13-1	123	4	NA	1
2018	12-12	692	34	NA	0
2019	10-10	736	2	28	2
Totals	35-23	1551	40	NA	3

**82 MAX FISHER****WR | 6'2 | 202 | RS - So.****Upper Marlboro, Md. (Gonzaga Coll.)**

- Blocked a punt in the win over Ball State.
- Has missed the past four games with an injury.
- Father, Paul, played football at Bloomsburg and mother, Jody, played soccer at Maryland.

**FISHER CAREER BESTS**

Plays.....	31.....	FSU (2019)
Receptions.....	2.....	FSU (2019)
Rec. Yards.....	41.....	FSU (2019)

**2019 FISHER GAME BY GAME STATS**

OPP	PI	Rec	Yds	TD	LP	BK
ECU	16	1	5	0	5	
WCU	16	0	0	0	-	
@ WVU						
BSU	9	0	0	0	-	1
@FSU	31	2	41	0	23	-
SYR	4	0	0	0	-	-
@ BC						
@ WFU						
CLEM						
LOU						

**FISHER CAREER STATS**

Year	GP-GS	PI	Rec	Yds	TD	YPR	LP	BK
2018	5-0	20	0	0	0	0.0	-	
2019	6-0	67	3	46	0	15.3	23	1
Totals	11-0	87	3	46	0	15.3	23	1

**50 GRANT GIBSON****C/OG | 6'1 | 305 | RS - So.****Charlotte, N.C. (Mallard Creek)**

- Moved from defensive tackle to offensive guard in September of 2018 and is now starting at center.

**GIBSON CAREER BESTS**

Plays.....	89.....	WVU (2019)
Tackles.....	1.....	JMU (2018)
Pancakes.....	2.....	ECU (2019)
Knockdown Blocks.....	4.....	WCU (2019)

**2019 GIBSON GAME BY GAME STATS**

Opp	Ply	KD	PAN	Sk
*ECU	71	0	2	0
*WCU	75	4	2	0
*@WVU	89	0	1	1
*BSU	74	0	4	0
*@FSU	87	0	0	0
*SYR	66	0	0	0
*@ BC	72	0	1	1
*@ WFU	72	0	1	0
*CLEM	63	0	0	0
*LOU	82	0	3	0

**GIBSON CAREER STATS**

Yr	GP-GS	PI	KD	Pan	Sk	Hit	Ast	Tot
2018	13-0	37				0	1	1
2019	10-10	751	4	11	2			
Totals	23-10	788	4	11	2	0	1	1

29
TRENTON GILL

P | 6'4 | 217 | R-So.  
Hillsborough, N.C. (Cedar Ridge)

- Ranks second in the ACC in punting with a 47.9 mark - that ranks fifth nationally.
- That average would be a school record if the season ended today.
- Averaged 52.2 yards on five punts vs. Clemson - the seventh-best single-game average in school history. His 54 yard average (on just two punts) against Louisville is the No. 4 mark ever by a Pack punter.
- Six of his seven KOS in the win over Ball State - 26/50 for the season - resulted in touchbacks.
- Former walkon who earned a scholarship prior to the season starting. He earned the starting punter job in preseason camp.

GILL CAREER BESTS

Punts.....	8.....	WFU (2019)
Punt Yds.....	375.....	WFU (2019)
Punt Avg.....	54.0x.....	LOU (2019)
Long.....	75.....	CLEM (2019)

2019 GILL GAME BY GAME STATS

Opp	Punt	Yds	Avg.	LG	TB	FC	I20	BK	KO	Yds	TB
*ECU	5	208	41.6	53	2	2	1	0	7	427	3
*WCU	3	148	49.3	58	1	1	0	0	8	474	3
*@WVU	3	149	49.7	61	0	1	0	1	6	389	3
*BSU	3	153	51.0	55	0	1	1	0	7	455	6
*@FSU	6	285	47.5	54	0	0	2	0	4	258	3
*SYR	6	293	48.8	55	2	2	2	0	5	316	3
*@ BC	6	273	45.5	62	0	0	3	0	3	173	0
*@ WFU	8	375	46.9	61	0	2	2	0	3	189	2
*CLEM	5	261	52.2	75	1	2	2	0	3	167	0
*LOU	2	108	54.0	58	1	0	0	0	4	211	2

GILL CAREER STATS

Year	GP-GS	Punt	Yds	Avg.	LG	TB	FC	I20	Bk	KO-Yds	TB
2019	10-10	47	2253	47.9	75	7	12	13	1	50-3059	26

14
DE'VON GRAVES

SAF | 6'1 | 197 | So.  
Appomattox, Va. (Appomattox Co)

- Started his first career game at Boston College and again at Wake.
- Went out with an injury vs. Clemson and did not play vs. Louisville.

GRAVES CAREER BESTS

Plays.....	79.....	WFU (2019)
Tackles.....	6.....	BSU (2019)

2019 GRAVES GAME BY GAME STATS

Opp	Ply	Ht	Ast	Tot	QP	PBU	FF
ECU	28	1	0	1	1		
WCU	36	1	0	1			
@WVU	6	0	0	0	0		
BSU	52	4	2	6		1	1
@FSU	39	1	1	2			
SYR	54	3	0	3			
*@ BC	78	1	0	1			
*@ WFU	79	2	2	4		1	
*CLEM	15	2	0	2		1	
LOU							DNP - Injured

GRAVES CAREER STATS

Year	GP-GS	Pl	Ht	Ast	Tkl	QP	PBU	FF
2018	9-0	33	2	1	3	1		
2019	9-3	487	15	5	20	1	3	1
Totals	18-3	520	17	6	23	2	3	1

21
STEPHEN GRIFFIN

NIC | 6'3 | 203 | RS - Sr.  
Charlotte, N.C. (Tenn/S. Meck)

- Starting nickel who sat out the 2017 season after transferring from the University of Tennessee.
- Father, Steve, played running back and defensive back at Clemson in the early 80s.

GRIFFIN CAREER BESTS

Plays.....	76.....	UNC (2018)
Tackles.....	7.....	Syracuse (2018)
PBU.....	2.....	UNC, Virginia (2018)
TFL.....	1.5.....	Clemson (2019)

2019 GRIFFIN GAME BY GAME STATS

Opp	Ply	Ht	Ast	Tot	TFL	SK	PBU	INT	QBH
*ECU	39	2	0	2					
*WCU	26	1	1	2			1		
@WVU	38	2	1	3			1		
*BSU	42	2	1	3					
*@FSU	35	2	1	3					1
*SYR	36	3	0	3					
*@ BC	39	2	3	5			1		
*@ WFU	32	0	1	1			1		
*CLEM	34	3	2	5	1.5-7	1-5			
LOU	10	0	1	1					

GRIFFIN CAREER STATS (AT NC STATE)

Year	G-GS	Pl	Hit	Ast	Tot	TFL	PBU	FF/RF	QBH
2018	13-6	482	30	11	41	1-1	5	1/0	
2019	10-8	331	18	11	27	1.5-7	4		1
Totals	23-14	813	48	22	68	2.5-8	9	1/0	1

GRIFFIN CAREER STATS (AT TENNESSEE)

Year	GP-GS	Pl	Hit	Ast	Tot	TFL	PBU	FF
2015	8-0	NA	5	0	5	1-2	0	0
2016	11-1	NA	9	4	13	0-0	4	1
Totals	19-1	NA	14	4	18	1-2	4	1

39
JAKEEN HARRIS

SAF | 5'11 | 189 | Fr.  
Savannah, Ga. (Benedictine Military)

JAKEEN HARRIS CAREER BESTS

Plays.....	47.....	WFU (2019)
Tackles.....	8.....	WFU, BC (2019)

2019 JA. HARRIS GAME BY GAME STATS

Opp	Ply	Ht	Ast	Tot	PBU	QH	IN
ECU							DNP
WCU							Special Teams Only
@ WVU	2		0	2			
BSU							Special Teams Only
@ FSU							Special Teams Only
SYR							Special Teams Only
@ BC	30	4	4	8			
@ WFU	47	3	5	8			
CLEM	40	1	5	6			
LOU	7	1	0	1		1	

JA. HARRIS CAREER STATS

Year	G-GS	Pl	Hit	Ast	Tot	PBU	QH
2019	9-0	124	11	14	25		1



**44 JOSH HARRIS****DT | 6'4 | 344 | Fr.**  
**Roxboro, N.C. (Person)****JOSH HARRIS CAREER BESTS**Plays.....26.....BC (2019)  
Tackles.....3.....BU (2019)**2019 JO. HARRIS GAME BY GAME STATS**

Opp	Ply	Ht	Ast	Tot	TFL	Sk	INT	FF/RF
SYR								Special Teams Only
@ BC	26	1	2	3				
@ WFU	21	0	0	0				
CLEM	16	0	0	0				
LOU								DNP

**JO. HARRIS CAREER STATS**

Year	G-GS	Pl	Hit	Ast	Tot	TFL	Sk	FF/RF
2019	4-0	63	1	2	3			

**15 CALVIN "C.J." HART, Jr.****LB | 6'1 | 225 | RS - Fr.**  
**Ft. Lauderdale, Fla. (Amer. Heritage)**

- Young linebacker who got his first career start vs. Clemson.

**HART CAREER BESTS**Plays.....42.....CLEM (2019)  
Tackles.....7.....CLEM (2019)  
TFL.....1.5.....FSU, CLEM (2019)  
Sacks.....1.....FSU (2019)**2019 HART GAME BY GAME STATS**

Opp	Ply	Ht	Ast	Tot	TFL	Sk	INT	FF/RF
ECU	20	2	1	3				
WCU	12	0	0	0				1/0
@ WVU	27	2	0	2				
BSU	18	3	0	3				
@FSU	16	1	1	2	1.5-17	1-15		
SYR	8	2	0	2	1-4			
@ BC	34	1	4	5	0.5-1			
@ WFU	20	3	1	4	1-4			
*CLEM	42	4	3	7	1.5-3			
LOU								DNP - Injured

**HART CAREER STATS**

Year	G-GS	Pl	Hit	Ast	Tot	TFL	Sk	FF/RF
2018	4-0	0	0	0	0			
2019	9-1	197	18	10	28	5.5-29	1-15	1/0
Totals	13-1	197	18	10	28	5.5-29	1-15	1/0

**5 TABARI HINES****WR | 5'10 | 175 | RS - Gr.**  
**Florence, S.C. (Malboro Co. HS/WFU/Oregon)**

- Led the team with six receptions at FSU.
- Graduate transfer from Oregon, he started his career at Wake Forest, where he played three seasons before graduating and transferring to Oregon.
- Pulled down 22 catches for 306 yards and four touchdowns in three career games vs. NC State, including a pair of 100+ receiving games (the top two receiving games of his career).
- Earned a redshirt at Oregon, playing in only four games.
- Cousin of former Wolfpack running back Nyheim Hines, who currently plays for the Indianapolis Colts.

**HINES CAREER BESTS (at NC State)**Plays.....35.....WVU (2019)  
Rec.....6.....FSU (2019)  
Rec. Yds.....74.....ECU (2019)**2019 HINES GAME BY GAME STATS**

OPP	Pl	Rec	Yds	TD	LP	Rush	TD
ECU	23	4	74	1	48	1-34	0
WCU	25	3	36	0	19	1-13	0
@ WVU	35	2	19	0	11	0-0	0
BSU	41	2	22	0	19	0-0	0
@FSU	32	6	24	0	11	0-0	0
*SYR	41	3	8	0	5	0-0	0
@ BC	12	1	9	0	9	0-0	0
@ WFU	41	2	3	0	5	0-0	0
CLEM	32	3	30	0	22	0-0	0
LOU	4	0	0	0	-	0-0	0

**HINES CAREER STATS (at NC State)**

Year	GP-GS	Pl	Rec	Yds	TD	LP	Rush	TD
2019	10-1	286	26	225	1	48	2-47	0

**HINES CAREER STATS (Before NC State)**

Year	GP-GS	Rec	Yds	Avg	TD	Lg
2015 (WF)	12-10	32	366	11.4	3	58
2016 (WF)	13-8	38	447	11.8	3	48
2017 (WR)	13-6	53	683	12.9	7	44
2018 (ORE)	4-0	3	32	10.7	1	23
Totals	42-24	126	1,528	12.1	14	58

**16 BAILEY HOCKMAN****QB | 6'2 | 208 | RS - So.**  
**Powder Springs, Ga. (McEachern/FSU)**

- Left-hander.
- The Pack's starting quarterback in two games, he enrolled at NC State in January of 2019.
- Sat out the 2018 season at Hutchinson Community College due to NCAA transfer rules.
- Redshirted the 2017 season at Florida State.

**HOCKMAN CAREER BESTS**Plays.....70.....FSU (2019)  
Completions.....21.....FSU (2019)  
Attempts.....40.....FSU (2019)  
Pass Yards.....208.....FSU (2019)**2019 HOCKMAN GAME BY GAME STATS**

Opp	Ply	Cmp-Att	Yds	Int	TD	Lg	Pct.	Rush-Yds	TD
ECU	8	1-2	6	0	0	6	.500	0-0	0
WCU	24	4-5	31	0	0	13	.800	2-(10)	0
@ WVU									
BSU	13	2-3	10	1	0	15	.667	1-20	0
@FSU	70	21-40	208	0	1	33	.525	3-(14)	0
*SYR	59	16-27	205	0	0	37	.592	5-(19)	0
*BC	19	4-10	27	1	0	22	.400	3-(4)	0
@ WFU									
CLEM									
LOU									

**HOCKMAN CAREER STATS**

Year	GP-S	Ply	Cmp-Att	Yds	Int	TD	Lg	Pct.	Rsh-Yds-TD
2019	6-2	193	48-87	487	2	0	37	.552	14-(27)-0

**55 DEONTE HOLDEN****DE | 6'4 | 247 | RS - Gr.**  
**Landover, Md. (DeMatha)**  
*Pronunciation: dee AHN tay*

- Sat out the opener with an injury.
- Spent the spring semester studying abroad in Paris as part of his global luxury and management dual master's program.
- Graduated in business marketing in May of 2017.

**HOLDEN CAREER BESTS**Plays.....66.....FSU (2018)  
Tackles.....4.....Wake Forest (2018)

**GAME 11: NC STATE vs. Georgia Tech**

TFL .....1.5..... FSU, Wake Forest (2018)  
 Sacks.....1..... vs. four teams

**2019 HOLDEN GAME BY GAME STATS**

Opp	Ply	Ht	Ast	Tot	TFL	SK	QH	FF
ECU			DNP - Injured					
WCU	10	0	0	0				
@ WVU	24	1	0	1	1-4	1-4		
BSU	18	0	0	0				
@FSU	10	0	1	1	0.5-2	0.5-2		
SYR	20	0	0	0				
@ BC	2	0	0	0				
@ WFU	33	0	1	1				
CLEM	29	0	3	3	0.5-1		1	
LOU	15	1	1	2				

**HOLDEN CAREER STATS**

Year	GP-GS	PI	Hit	Ast	Tot	TFL	Sk	QH	CF/RF
2016	1-0	19	0	2	2	0.5-0		1	
2017	4-0	10	0	1	1	0-0			
2018	13-2	410	9	12	21	9.5-40	3.5-20	4	1/0
2019	9-0	161	2	6	8	2-7	1.5-6	1	
Totals	27-2	600	11	21	32	12-47	5-26	6	1/0

**20 JORDAN HOUSTON**

**RB | 5'10 | 190 | Fr.**  
**Waldorf, Md. (Flint Hill)**

- Averaging 4.8 yards per carry.
- True freshman who has scored a pair of TDs this season.
- A 'scat-back' style runner.

**HOUSTON CAREER BESTS**

Plays.....	26.....	SYR (2019)
Rush Att.....	13.....	SYR (2019)
Rush. Yds.....	73.....	WCU (2019)
Rush TDs.....	1.....	WVU, WCU (2019)
Long Rush.....	29.....	BC (2019)

**2019 HOUSTON GAME BY GAME STATS**

Opp	PI	Att	Yds	TD	Lg	YPC	Rc-Yds	TD	YPR	LG
ECU	12	6	35	0	22	5.8	3-10	0	3.3	6
WCU	13	8	73	1	15	9.1	0-0	0	-	-
@ WVU	16	3	2	1	3	0.7	1-3	0	3.0	3
BSU	13	6	55	0	25	9.2	1-15	0	15.0	15
*@FSU	22	9	61	0	19	6.8	1-0	0	0.0	0
*SYR	26	13	54	0	15	4.2	0-0	0	-	-
@ BC	17	7	34	0	29	4.9	0-0	0	-	-
@ WFU	24	11	48	0	22	4.4	0-0	0	-	-
*CLEM	22	7	(15)	0	3	-2.1	1-19	0	19.0	19
LOU	22	7	28	0	16	4.0	3-29	0	9.9	15

**HOUSTON CAREER STATS**

Year	GP-GS	PI	Att	Yds	TD	LP	REC	TD
2019	10-3	187	77	375	2	29	10-76	0

**10 TANNER INGLE**

**SAF | 5'10 | 186 | So.**  
**Orlando, Fla. (Dr. Phillips)**

- NC State's leading tackler for the season with 66 stops.
- Tallied a career-high 10 tackles at West Virginia and at Boston College.
- Moved from nickel to free safety for 2019.
- One of only two true freshmen to start multiple games on defense last season.

**INGLE CAREER BESTS**

Plays.....	89.....	BSU (2019)
Tackles.....	10.....	BC, BSU (2019)
TFL.....	1.5.....	CLEM (2019)
PBU.....	2.....	ECU (2019)

**PLAYER BIOS****2019 INGLE GAME BY GAME STATS**

Opp	Ply	Ht	Ast	Tot	TFL	SK	PBU	QH	FF/RF
*ECU	65	4	4	8	0.5-2		2	1	1/0
*WCU	41	3	2	5					
*@WVU	72	6	1	7	1-4		1		
*BSU	89	5	5	10	0.5-1				
*@FSU	79	2	1	3					
*SYR	78	1	3	4				1	
*@ BC	61	4	6	10	0.5-3		1		
*@ WFU	79	5	4	9	0.5-3	0.5-3			
*CLEM	69	3	3	6	1.5-4				
*LOU	62	2	2	4	0.5-1				

**INGLE CAREER STATS**

Year	G-GS	PI	Hit	Ast	Tot	TFL	SK	PBU	QH	FF
2018	13-7	409	33	11	44	3-15	1-4	1	1	1
2019	10-10	695	35	31	66	5-18	0.5-3	3	2	1
Totals	23-17	1104	68	42	110	8-33	1.5-7	4	3	2

**7 CHRIS INGRAM**

**CB | 6'0 | 186 | Jr.**  
**Salisbury, N.C. (Mooresville)**

- Out for the season with an injury.
- Earned ACC Defensive Back of the Week honors for the Ball State game.
- Led the team with a career high nine tackles in the season opener. Also had nine in the win over Ball State.
- Tied for third in the ACC with a pair of INTs.
- Has a twin sister, Kirsten.

**INGRAM CAREER BESTS**

Plays.....	89.....	BSU (2019)
Tackles.....	9.....	BSU, ECU (2019)
PBU.....	2.....	BSU (2019), Syracuse (2018)
Interception.....	1.....	BSU, ECU (2019)

**2019 INGRAM GAME BY GAME STATS**

Opp	Ply	Ht	Ast	Tot	TFL	PBU	INT
*ECU	66	7	2	9			1-0
*WCU	41	1	0	1		1	
*@ WVU	71	4	1	5			
*BSU	89	9	0	9		2	1-0
*@FSU	77	4	1	5			
*SYR	34	3	0	3			
@ BC			DNP - Injured				
@ WFU			DNP - Injured				
CLEM			DNP - Injured				
LOU			DNP - Injured				

**INGRAM CAREER STATS**

Year	G-GS	PI	Hit	Ast	Tot	PBU	INT	TFL
2017	13-1	80	4	2	6			
2018	13-12	696	30	9	39	9	1-0	0.5-0
2019	6-6	378	28	4	32	3	2-0	0-0
Totals	32-19	1154	62	15	77	12	3-0	0.5-0

**90 SAVION JACKSON**

**DE | 6'3 | 268 | Fr.**  
**Clayton, N.C. (Clayton)**  
*Pronunciation: SAY vee ohn*

- Missed the Wake Forest game with strep throat.
- Named a preseason freshman All-American by the FWAA.
- Missed game 1 with an injury.
- Early enrollee (January 2019).

**JACKSON CAREER BESTS**

Plays.....	31.....	BSU (2019)
Tackles.....	2.....	BSU, WCU (2019)
TFL.....	1.....	BSU (2019)

## GAME 11: NC STATE vs. Georgia Tech

### 2019 JACKSON GAME BY GAME STATS

Opp	Ply	Ht	Ast	Tot	TFL	SK	QH	CF/RE
ECU			DNP - Injured					
WCU	17	2	0	2				
@WVU	17	0	0	0				
BSU	31	2	0	2	1-1			
@FSU	16	0	0	0				
SYR	12	0	1	1				
@ BC	21	1	0	1				
@ WFU			DNP - Sick					
CLEM	10	0	1	1				
LOU	5	0	1	1				

### JACKSON CAREER STATS

Yr	GP-GS	PI	Hit	Ast	Tot	TFL	SK	QH
2019	8-0	129	5	3	8	1-1		

## 52 IBRAHIM KANTE

DE | 6'4 | 250 | RS - So.

New York, N.Y. (Cardinal Hayes)

Pronunciation: EEB rah hem KAHN tay

- Did not start playing football until he enrolled in high school.
- Has a wingspan of 6-foot-11. Previously played both the trumpet and snare drum.
- Family is from the Ivory Coast.

### KANTE CAREER BESTS

Plays.....	33.....	CLEM (2019)
Tackles.....	3.....	vs. 3 teams
TFL.....	1.....	vs. four teams
Sacks.....	1.....	JMU (2018)
QB Hurries.....	2.....	WCU (2019)

### 2019 KANTE GAME BY GAME STATS

Opp	Ply	Ht	Ast	Tot	TFL	SK	QH	CF/RE
ECU	30	1	0	1	1-2			
*WCU	20	1	2	3	0.5-3	0.5-3	2	
*@WVU	42	1	0	1				
*BSU	32	1	0	1				
@FSU	16	0	0	0				
SYR	15	0	0	0				
*@ BC	55	1	1	2				
@ WFU	18	0	0	0				
CLEM	33	0	0	0				
LOU	11	0	1	1				

### KANTE CAREER STATS

Yr	GP-GS	PI	Hit	Ast	Tot	TFL	SK	QH
2018	13-1	204	2	12	14	3.5-8	1-2	
2019	10-5	272	5	4	9	1.5-5	0.5-3	2
Totals	23-6	476	7	16	23	5-13	1.5-5	2

## 24 ZONOVAN "BAM" KNIGHT

RB | 6'0 | 188 | Fr.

Bailey, N.C. (Southern Nash)

- True freshman who has started five games at running back.
- Scored on a 53-yard rush vs. Louisville - the longest run play by the Pack this season.
- Went out after just 9 snaps at Wake Forest with an injury but came back to rush for a career high 139 yards vs. Clemson.
- An early enrollee (January 2019).
- Reached the 100-yard mark in a game earlier in his career than any Wolfpack player since Tremayne Stephens in 1994 - he had 119 in his second-game (Western Carolina).
- Scored on his first career carry in the win over ECU

### KNIGHT CAREER BESTS

Plays.....	41.....	WVU (2019)
Rush Att.....	18.....	WCU (2019)
Rush Yds.....	139.....	CLEM (2019)
TDs.....	2.....	WCU (2019)

2019 WOLFPACK FOOTBALL

## PLAYER BIOS

Lg.....53.....CLEM (2019)

### 2019 KNIGHT GAME BY GAME STATS

Opp	PI	Att	Yds	TD	Lg	YPC	Rc-Yds	TD	YPR	LG
ECU	28	9	42	1	13	4.8	1-2	0	2.0	2
WCU	30	18	119	2	21	6.6	0-0	0	-	-
*@WVU	41	12	72	0	26	6.0	0-0	0	-	-
*BSU	18	8	36	0	16	4.5	2-3	0	1.5	8
@FSU	9	7	24	0	11	3.4	0-0	0	-	-
SYR	30	15	61	0	18	4.1	0-0	0	-	-
*@ BC	29	10	27	0	15	2.7	0-0	0	-	-
*@ WFU	9	3	8	0	4	4.4	0-0	0	-	-
CLEM	34	12	139	1	53	11.6	0-0	0	-	-
*LOU	37	12	61	0	23	5.1	2-13	0	6.5	10

### KNIGHT CAREER STATS

Year	GP-GS	PI	Att	Yds	TD	LP	REC	TD
2019	10-5	256	106	589	4	53	5-18	0

## 13 DEVIN LEARY

QB | 6'2 | 212 | RS - Fr.

Sicklerville, N.J. (Timber Creek)

- First redshirt freshman to start at QB for NC State since Russell Wilson in 2010, he has gotten the nod in the last two outings.
- Redshirted the 2018 season

### LEARY CAREER BESTS

Plays.....	85.....	LOU (2019)
Completions.....	24.....	LOU (2019)
Attempts.....	45.....	WFU (2019)
Pass Yards.....	259.....	BC (2019)
TD Passes.....	3.....	BC (2019)
Long Pass.....	55.....	BC (2019)

### 2019 LEARY GAME BY GAME STATS

Opp	Ply	Cmp-Att	Yds	Int	TD	Lg	Pct.	Rush-Yds	TD
@FSU	7	4-5	54	0	0	23	.800	0-0	0
SYR	7	1-3	23	0	0	23	.333	0-0	0
@ BC	49	15-33	259	0	3	55	.455	3-(3)	0
*@ WFU	74	17-45	149	2	1	27	.378	5-14	0
*CLEM	64	14-29	166	0	0	38	.483	9-5	0
*LOU	85	24-44	243	1	2	21	.545	12-23	0

### LEARY CAREER STATS

Year	GP-S	Ply	Cmp-Att	Yds	Int	TD	Lg	Pct.	Rsh-Yds-TD
2019	6-3	286	75-159	894	3	6	55	.472	30-34-0

## 85 KEYON LESANE

WR | 6'0 | 185 | Fr.

Lumberton, N.C. (Butler)

Pronunciation: KEE ohn luh SANE

- Ranks eighth in the ACC in kickoff return average (17.4)
- Early enrollee (January 2019).

### LESANE CAREER BESTS

Plays.....	23.....	BC, CLEM (2019)
Receptions.....	3.....	SYR (2019)
Rec. Yds.....	27.....	SYR (2019)
Rush Att.....	2.....	WCU (2019)
Rush Yds.....	24.....	ECU (2019)
KOR.....	5.....	BSU (2019)
KOR Yards.....	100.....	BSU (2019)

### 2019 LESANE GAME BY GAME STATS

OPP	PI	Rec	Yds	TD	LP	Rush	TD	KOR
ECU	9	1	6	0	6	1-24	0	
WCU	13	1	22	0	22	2-19	0	
@ WVU	6	0	0	0	-	0-0	0	2-36
BSU	11	2	18	0	19	1-1	0	5-100
@FSU	4	0	0	0	-	0-0	0	0-0
SYR	13	3	27	0	12	1-8	0	2-31

#1PACKGOAL

**GAME 11: NC STATE vs. Georgia Tech**

@BC	23	1	(5)	9	(5)	0-0	0	0-0
@ WFU	7	1	10	0	10	0-0	0	3-31
CLEM	23	1	5	0	0	1-5	0	2-33
LOU	4	2	18	0	13	0-0	0	2-37

**LESANE CAREER STATS**

Year	GP-GS	Pl	Rec	Yds	TD	LP	Rush	TD	KOR
2019	10-0	77	13	93	0	22	6-57	0	16-278

**56 VAL MARTIN****DT | 6'2 | 297 | RS - Jr.****Marietta, Ga. (Marietta/Iowa Western)**

- Has missed two games with injuries this season.
- Played defensive tackle at Iowa Western for two seasons for coach Scott Strohmeier.

**MARTIN CAREER BESTS**

Plays.....	39.....	BSU, ECU (2019)
Tackles.....	4.....	Louisville (2018)

**2019 MARTIN GAME BY GAME STATS**

Opp	Ply	Ht	Ast	Tot	TFL	SK	PBU	QH	FF
*ECU	39	0	0	0					
WCU	DNP - Injured								
*@WVU	34	0	1	1					
*BSU	39	0	0	0					
@FSU	34	1	2	3					
SYR	18	0	1	1					
@ BC	DNP - Injured								
@ WFU	11	0	0	0					
CLEM	19	0	0	0					
LOU	17	1	3	4	1.5-2				

**MARTIN CAREER STATS**

Yr	GP-GS	Pl	Hit	Ast	Tot	TFL
2018	4-0	66	0	6	6	
2019	8-3	211	2	7	9	1.5-2
Totals	12-3	277	2	13	15	1.5-2

**4 NICK McCLOUD****CB | 6'1 | 190 | Sr.****Rock Hill, S.C. (South Pointe)**

- Voted a team captain for 2019.
- Injured in game 1 and then missed the next seven contests - he was back in action versus Clemson but left the game early and did not play vs. Louisville.

**McCLOUD CAREER BESTS**

Plays.....	81.....	Vanderbilt (2016)
Tackles.....	10.....	Clemson (2018)
PBUS.....	2.....	vs. four teams
Interceptions.....	1.....	UVa (2018), Az. St. (2017)

**2019 McCLOUD GAME BY GAME STATS**

Opp	Ply	Ht	Ast	Tot	PBU	INT	FR
*ECU	59	3	4	7	2		
*CLEM	31	0	0	0			

**McCLOUD CAREER STATS**

Year	GP-GS	Pl	Hit	Ast	Tot	PBU	INT	FR
2016	10-1	184	13	1	14	3	0-0	
2017	13-7	579	22	12	34	7	1-53	
2018	11-11	629	34	17	51	8	2-23	1-12
2019	2-2	90	3	4	7	2		
Totals	36-21	1,482	72	34	106	20	3-76	1-12

**74 EMANUEL McGIRT, Jr.****OT | 6'6 | 300 | RS - Sr.****Durham, N.C. (Hillside)****PLAYER BIOS**

- Top grader on the offensive line for the Ball State game.
- Started at left tackle in the first five games, he has played mainly at right tackle in the past four contests.
- Has been hampered by injury throughout his career - he had his first career start in the opener.
- Has also written for the university newspaper: The Technician.

**MCGIRT CAREER BESTS**

Plays.....	46.....	WCU, ECU (2019)
Pancake Blocks.....	4.....	ECU (2019)

**2019 MCGIRT GAME BY GAME STATS**

Opp	Ply	KD	PAN	Sk	Allow
*ECU	46	1	4		0
*WCU	46	0	0		0
*@WVU	59	1	1		0
*BSU	46	1	1		0
*@FSU	28	1	1		0
SYR	29	1	0		0
@BC	50	0	0		0
*@ WFU	43	0	0		0
CLEM	13	0	1		0
LOU	28	0	3		0

**MCGIRT CAREER STATS**

Year	GP-GS	Pl	KD	Pan	Sk
2016	3-0	15	0	NA	0
2018	7-0	26	0	NA	0
2019	10-6	388	5	11	0
Totals	19-6	429	5	NA	0

**7 MATTHEW McKAY****QB | 6'4 | 210 | RS - So.****Raleigh, N.C. (Wakefield)**

- Started the first five games of the season at QB.
- Had thrown 149 career passes (including 113 in 2019) without an interception before his first vs. Ball State.
- That was the third-longest streak in the NCAA.
- Only third QB since 1970 to pass for 300+ yards in his first career start for the Wolfpack.
- Second quarterback from Raleigh to start a game for the Wolfpack in the modern era (Daniel Evans had 18 starts from 2006-08).
- Also the first NC native to start at QB since Evans.
- Younger brother, OL Timothy - signed with the Pack in December. Older brother Travis is in graduate school at NC State and his oldest brother is in med. school

**MCKAY CAREER BESTS**

Plays.....	89.....	WVU (2019)
Pass Attempts.....	48.....	WVU (2019)
Pass Completions.....	25.....	ECU (2019)
Passing Yards.....	308.....	ECU (2019)
Pass TDs.....	1.....	vs. three teams
Rushes.....	10.....	BSU (2019)
Rushing Yards.....	35.....	ECU (2019)
Rushing TDs.....	2.....	BSU, ECU (2019)

**2019 MCKAY GAME BY GAME STATS**

Opp	Ply	Cmp-Att	Yds	Int	TD	Lg	Pct.	Rush-Yds	TD
*ECU	65	25-37	308	0	1	48	.676	6-35	2
*WCU	64	18-28	200	0	1	28	.643	0-0	0
*WVU	89	23-48	207	0	1	39	.479	10-9	0
*BSU	69	17-30	175	1	0	22	.567	6-24	2
*@FSU	13	3-7	20	0	0	17	.428	1-(5)	0
SYR									
@ BC	4	0-0	0	-	-	-	-	2-0	0
@ WFU									



**GAME 11: NC STATE vs. Georgia Tech**

CLEM DNP  
LOU DNP

**MCKAY CAREER STATS**

Year	GP-S	Ply	Cmp-Att	Yds	Int	TD	Lg	Pct.	Rsh-Yds-TD
2018	6-0	39	7-8	87	0	0	37	.875	13-36-1
2019	6-5	304	86-150	910	1	3	48	.573	25-63-4
Totals	12-5	343	93-158	997	1	3	48	.588	38-99-5

**54 DYLAN McMAHON****OL | 6'3 | 290 | Fr.****Savannah, Ga. (Savannah Christian)**

- Earned his first career start against Clemson - one of two true freshmen to start on the line in that game.

**McMAHON CAREER BESTS**

Plays.....63.....CLEM (2019)  
Pancake Blocks.....4.....WCU (2019)

**2019 McMAHON GAME BY GAME STATS**

Opp	Ply	KD	PAN	Sk	Allow
ECU	8	0	0	0	0
WCU	24	1	4	0	0
@ WVU	Did Not Play				
BSU	6	0	1		
@FSU	Did Not Play				
SYR	Did Not Play				
@ BC	Did Not Play				
@ WFU	Did Not Play				
*CLEM	63	1	1		
LOU	Did Not Play				

**McMAHON CAREER STATS**

Year	GP-GS	PI	KD	Pan	Sk
2019	4-1	101	2	6	0

**29 ALIM McNEILL****DT | 6'2 | 311 | So.****Raleigh, N.C. (Sanderson)***Pronunciation: ah LEEM*

- Has started the past five games at DT.
- A freshman All-American according to 247 in 2018.
- High School teammate of Wolfpack teammate Trent Pennix.

**McNEILL CAREER BESTS**

Plays.....48.....Wake Forest (2018)  
Tackles.....6.....SYR (2018)  
TFL.....1.5.....Ga. State (2018)  
Sacks.....1.5.....Ga. State (2018)  
Quarterback Hurries.....2.....Marshall (2018)

**2019 McNEILL GAME BY GAME STATS**

Opp	Ply	Ht	Ast	Tot	TFL	SK	PBU	QH	FF
ECU	31	0	1	1					
WCU	24	3	0	3	1-7	1-7			
@WVU	34	0	1	1			1		
BSU	40	0	0	0					
*@FSU	33	1	1	2	1.5-3	0.5-2			
*SYR	45	5	1	6	1-9	1-9			
*@ BC	50	0	3	3	0.5-0				
*@ WFU	53	0	1	1			1		
*CLEM	33	0	0	0					
*LOU	41	2	2	4	1.5-2	1-1			

**McNEILL CAREER STATS**

Yr	GP-GS	PI	Hit	Ast	Tot	TFL	SK	QH	PBU	FF
2018	13-1	400	14	10	24	5.5-25	3.5-23	3	3	1
2019	10-6	384	11	10	21	5.5-21	3.5-19		2	
Totals	23-7	784	25	20	45	11-46	7-42	3	5	1

**PLAYER BIOS****12 BROCK MILLER****LB | 6'3 | 238 | RS - Jr.****Port St. Lucie, Fla. (Carroll Catholic)**

- Has started nine games this season at the BUC position.

**MILLER CAREER BESTS**

Plays.....76.....UNC (2018)  
Tackles.....7.....BSU (2019)  
TFL.....2.....BSU (2019)

**2019 B. MILLER GAME BY GAME STATS**

Opp	Ply	Ht	Ast	Tot	TFL	Sk	PBU	CF/RF	QH	FR
*ECU	46	1	2	3			1			
*WCU	27	0	1	1						
*@WVU	35	1	2	3						
*BSU	57	5	2	7	2-3					
*@FSU	25	1	2	3						
*SYR	29	3	0	3	2-4	1-2				
*@ BC	41	1	2	3						
*@ WFU	28	2	2	4	0.5-1					
CLEM	49	1	3	4	0.5-0					1
*LOU	37	3	0	3	1-2					

**MILLER CAREER STATS**

Year	G-GS	PI	Hit	Ast	Tot	TFL	Sk	PBU	QH	CF/RF
2017	6-0	14	3	2	5					
2018	13-2	209	13	9	22			1	2	1/1
2019	10-9	374	18	16	34	6-10	1-2	1	1	0
Totals	29-11	597	34	27	61	6-10		2	3	1/1

**28 KISHAWN MILLER****CB | 5'9 | 176 | Sr.****Buffalo, N.Y. (Ga. Military/Mill Creek)***Pronunciation: kee SHAWN*

- Small corner who makes up for his stature with speed and heart according to his coaches.
- JUCO transfer who enrolled in January of 2018. Tore his ACL in JUCO and when NC State didn't drop him, he promised head coach Dave Doeren he would play as hard as he could to thank him.

**MILLER CAREER BESTS**

Plays.....77.....Syracuse(2019)  
Tackles.....7.....Syracuse (2019)

**2019 K. MILLER GAME BY GAME STATS**

Opp	Ply	Ht	Ast	Tot	TFL	PBU	QH	INT
ECU	18	0	0	0				
WCU	14	3	1	4				
@WVU	39	4	1	5		1		
*BSU	71	5	0	5		1	1	
*@FSU	41	2	0	2				
*SYR	77	6	1	7				
@ BC	37	2	1	3				
@ WFU	27	3	0	3				
CLEM	25	0	0	0				
*LOU	62	4	2	6				

**K. MILLER CAREER STATS**

Year	G-GS	PI	Hit	Ast	Tot	TFL	PBU	QH
2018	9-1	78	6	1	7	1-5		
2019	10-4	411	29	6	35	0	2	1
Totals	19-5	489	35	7	42	1-5	2	1

**41 ISAIAH MOORE****LB | 6'2 | 240 | RS - So.****Chester, Va. (Bird)**

- Missed the Clemson game with an injury but came back to lead the team with eight stops vs. Louisville.
- Tied a career-high with 10 tackles in the win over Syracuse.
- Left the Wake Forest contest with an injury.
- Earned the team's Philip Rivers Freshman of the Year Award in 2018.

**MOORE CAREER BESTS**

Plays.....	87.....	Syracuse (2018)
Tackles.....	10.....	SYR (2019), JMU (2018)
TFL.....	2.....	WFU (2018)
Sacks.....	2.....	WFU (2018)
Hurries.....	3.....	Ga. State (2018)

**2019 MOORE GAME BY GAME STATS**

Opp	Ply	Ht	Ast	Tot	TFL	SK	QH	CF/R	PBU
*ECU	54	1	3	4	1-9	1-9			
*WCU	36	1	1	2					
*@WVU	44	0	0	0					
*BSU	61	5	2	7	0.5-5	0.5-5			
*@FSU	50	1	1	2	1-2				
*SYR	69	7	3	10	0.5-1	0.5-1			
*@ BC	46	0	3	3			1		
*@ WFU	44	1	1	2	0.5-1		1		
CLEM	DNP - Injured								
*LOU	61	1	7	8	0.5-1		2		

**MOORE CAREER STATS**

Year	GP-S	Pl	Hit	Ast	Tot	TFL-YD	SK	QH	CF/RF	PBU
2018	13-12	673	37	32	69	7.5-14	2.5-4	6	0/1	2
2019	9-9	465	17	21	38	4-19	2-15	4		
Totals	22-21	1138	54	53	107	11.5-33	4.5-19	10	0/1	2

**31 JARIUS MOREHEAD****SS | 6'1 | 220 | RS - Sr.****Whitsett, N.C. (E. Guilford)***Pronunciation: JAIR ee us*

- Voted a team captain for 2019.
- Leads the team in career starts (35).
- A second-team preseason All-ACC choice according to Athlon Sports.

**MOREHEAD CAREER BESTS**

Plays.....	87.....	Syracuse (2018)
Tackles.....	14.....	Wake Forest (2018)
Interceptions.....	1.....	vs. five teams
PBU.....	2.....	Syracuse (2018), Pitt (2017)

**2019 MOREHEAD GAME BY GAME STATS**

Opp	Ply	Ht	Ast	Tot	TFL	QH	PBU	CF/R	INT
*ECU	48	1	4	5		1		0/1	
*WCU	11	0	1	1					
*@WVU	66	2	0	2					
*BSU	37	0	1	1		1			
*@FSU	41	4	1	5	0.5-2		1		
*SYR	24	0	1	1					
*@ BC	51	2	6	8	1-1				
*@ WFU	53	4	1	5					
*CLEM	59	4	4	8	0.5-1				
*LOU	48	4	2	6	1-9	1-9			

**MOREHEAD CAREER STATS**

Year	GP-S	Pl	Hit	Ast	Tot	TFL-YD	SK	QH	PBU	CF/RF	Int
2016	13-1	92	7	5	12					1-25	
2017	13-12	876	46	34	80	1-2		3	4	0/1	1-0
2018	13-13	812	45	36	81				4		3-84
2019	10-10	438	21	21	42	3-13	1-9	2	1		
Totals	49-37	2,218	119	96	215	4-15	1-9	5	9	0/1	5-109

**92 LARRELL MURCHISON****DT | 6'3 | 285 | RS - Gr.****Elizabethtown, N.C. (Louisburg/E. Bladen)***Pronunciation: lah REHL MURR cheh son*

- Ranks fourth in the ACC in sacks with 0.70 per game - that's the No. 27 mark in the FBS.
- Named the ACC defensive lineman of the week for the second time in his career when he had 3.5 sacks at Florida State.
- Has a twin brother, Farrell, who played RB at Winston Salem State.
- Graduated in the summer of 2019.

**MURCHISON CAREER BESTS**

Plays.....	64.....	Syracuse (2018)
Tackles.....	6.....	vs. three teams
TFL.....	4.....	Virginia (2018)
Sacks.....	3.5.....	FSU (2019)

**2019 MURCHISON GAME BY GAME STAT**

Opp	Ply	Ht	Ast	Tot	TFL	Sk	PBU	CF/R	QH
*ECU	48	3	3	6	1-5	1-5			2
*WCU	20	0	1	1					
*@WVU	54	4	1	5					
*BSU	56	1	2	3	2-6	0.5-5			
*@FSU	58	5	1	6	3.5-21	3.5-21			2
*SYR	64	6	0	6	2-9	2-9			
*@ BC	58	0	5	5	0.5-4				
*@ WFU	59	1	1	2	1-3				
*CLEM	45	0	4	4			1		
*LOU	44	2	3	5	1-5				

**MURCHISON CAREER STATS**

Year	GP-S	Pl	Hit	Ast	Tot	TFL-YD	Sk	QH	PBU	CF/RF	Int
2018	13-13	536	16	18	34	8-28	4-21		2	0/1	1-0
2019	10-10	506	22	21	43	11-53	7-40	4	1	0	0
Totals	23-23	1042	38	39	77	19-81	11-61	4	3	0/1	1-0

**6 TAIYON PALMER****CB | 5'11 | 187 | RS - Fr.****Lawrenceville, Ga. (Archer)***Pronunciation: TIE yahn*

- Promising young corner who is out for the season with an injury.

**PALMER CAREER BESTS**

Plays.....	29.....	FSU (2019)
------------	---------	------------

- Sat out the season after undergoing surgery.

**2019 PALMER GAME BY GAME STATS**

Opp	Ply	Ht	Ast	Tot	TFL	PBU	INT
ECU	0	0	0	0	-		
WCU	6	0	0	0			
@WVU	0	0	0	0			
BSU	26	1	0	1		1	
@FSU	29	0	0	0			
SYR	DNP - Injured						
@ BC	DNP - Injured						
@ WFU	DNP - Injured						
CLEM	DNP - Injured						
LOU	DNP - Injured						

**PALMER CAREER STATS**

Year	GP-S	Pl	Hit	Ast	Tot	PBU
2019	5-0	61	1	0	1	1

28 DYLAN PARHAM  
TE | 6'5 | 243 | RS - Jr.  
Raleigh, N.C. (Southeast)  
Pronunciation: PAIR ahm

- Missed most of the 2018 season due to injuries and is currently out with an injury in 2019.
- Redshirted the 2016 season at quarterback, he moved to TE in the summer of '17.

PARHAM CAREER BESTS

Plays	38	Ga. State (2018)
Receptions	2	Ga. State (2018)

2019 PARHAM GAME BY GAME STATS

OPP	Pl	Rec	Yds	TD	LP
ECU	20	0	0	0	-
WCU	32	0	0	0	-
@WVU	18	0	0	0	-
BSU	32	0	0	0	-
*@FSU	29	0	0	0	-
*SYR	22	0	0	0	-
@ BC	21	0	0	0	-
@ WFU	DNP - Injured				
CLEM	DNP - Injured				
LOU	DNP - Injured				

PARHAM CAREER STATS

Year	GP-GS	Pl	Rec	Yds	TD
2017	12-0	36	1	25	0
2018	1-0	38	2	11	0
2019	7-2	175	0	0	0
Totals	20-2	249	3	36	0

26 TRENT PENNIX  
RB | 6'2 | 213 | RS - Fr.  
Raleigh, N.C. (Sanderson)

- One of just two players in the Power 5 to score a touchdown as a freshman last season and then against as a redshirt freshman this season.
- Started the Wake Forest game at tight end due to injuries there, but had to move back to RB after Bam Knight went out with an injury.
- Scored the only touchdown for the Wolfpack in the win over Syracuse - a 32-yard catch from Thayer Thomas.
- High School teammate of Wolfpack teammate Alim McNeill.

PENNIX CAREER BESTS

Plays	35	WFU (2018)
Rushes	9	Marshall, Ga. State (2018)
Rushing Yards	33	Marshall (2018)
Rec.	3	Ga. State (2018)
Rec. Yards	66	Ga State (2018)
Rec. TD	1	Ga. State (2018)

2019 PENNIX GAME BY GAME STATS

Opp	Pl	Att	Yds	TD	Lg	YPC	Rc-Yds	TD	YPR	LG
ECU	12	1	3	0	3	3.0	0-0	-	-	-
WCU	14	3	(1)	0	1	0.3	2-16	0	8.0	10
@WVU	4	0	0	0						
BSU	4	0	0	0						
@FSU	24	0	0	0	-	-	1-5	-	-	-
SYR	9	-	-	-	-	-	1-32	1	32.0	32
@ BC	26	2	3	0	3	1.5	1-4	0	4.0	4
*@ WFU	35	5	44	0	19	8.8	1-7	0	7.0	7
CLEM	8	1	5	0	5	5.0	1-16	0	16.0	16
LOU	DNP - Injured									

PENNIX CAREER STATS

Year	GP-S	Pl	Att	Yds	TD	Lg	YPC	Rc-Yds	TD	YPR	LG
2018	4-0	55	22	68	0	8	3.0	5-74	1	14.8	56
2019	9-1	141	12	54	0	19	4.5	7-80	1	11.4	32
Totals	13-1	196	34	122	0	19	3.6	13-154	2	11.8	56

8 RICKY PERSON, Jr.  
RB | 6'1 | 216 | So.  
Wake Forest, N.C. (Heritage)

- Missed four games with an injury before coming back vs. Louisville.
- Stalled by injuries in his first 18 months. Has missed the last two spring practices and four complete games last season.
- High School teammate of DE Joseph Boletepeteli and LB Drake Thomas.

PERSON CAREER BESTS

Plays	32	FSU (2018)
Rushes	17	BC, FSU (2018)
Rushing Yards	108	Virginia (2018)
Rushing TDs	2	FSU (2018)
Total TDs	3	FSU (2018)

2019 PERSON GAME BY GAME STATS

Opp	Pl	Att	Yds	TD	Lg	YPC	Rc-Yds	TD	YPR	TD	LG
*ECU	20	5	20	0	15	4.0	1	45	45.0		45
*WCU	17	10	51	1	11	5.1	0	0	0.0		-
@WVU	28	11	52	0	11	4.7	2	2	1.0		2
BSU	41	17	53	1	20	3.1	0	0	0		-
@FSU	30	7	26	0	8	3.7	0	0	0		-
SYR	DNP - Injured										
@ BC	DNP - Injured										
@ WFU	DNP - Injured										
CLEM	DNP - Injured										
LOU	27	4	10	0	5	2.5	2	28	14.0	1	16

PERSON CAREER STATS

Year	GP-S	Pl	Att	Yds	TD	Lg	YPC	Rc-Yds	TD	YPR	LG
2018	9-0	223	112	471	2	38	4.2	2-4	1	2.0	2
2019	6-2	163	54	212	2	16	3.9	5-75	1	11.3	45
Totals	15-2	386	166	683	4	38	4.1	7-79	2	10.2	45

19 CECIL POWELL  
WR/CB | 6'1 | 191 | Fr.  
Ft. Lauderdale, Fla. (Piper)

- Has switched back and forth from corner to wide receiver and back to corner due to injuries to players at those spots. He is currently playing CB.
- Missed the Syracuse game with an injury.
- Moved from DB to WR.

POWELL CAREER BESTS

Plays	34	CLEM (2019)
Receptions	3	FSU (2019)
Rec. Yards	22	FSU (2019)
Tackles	4	CLEM (2019)

2019 POWELL GAME BY GAME STATS

OPP	Pl	Rec	Yds	TD	LP	Ht	Ast	Tot
ECU	Special Teams Only							
WCU	1	1	9	0	9			
@ WVU	1	0	0	0	-			
BSU	9	0	0	0	-			
@FSU	21	3	22	0	11			
SYR	DNP - Injured							
@ BC	DNP							
@ WFU	24					3	0	3
CLEM	34					2	2	4
LOU	Special Teams Only							

POWELL CAREER STATS

Year	GP-GS	Pl	Rec	Yds	TD	YPR	LP	Tk.
2019	8-0	90	4	30	0	7.5	9	7

**84 JASIAH PROVILLON****WR | 6'3 | 206 | RS - Fr.****Irvington, N.J. (Irvington)***Pronunciation: proh VILLE ohn***PROVILLON CAREER BESTS**

Plays.....	24.....	BC (2019)
Rec.....	1.....	BC (2019)
Rec. Yds.....	38.....	BC (2019)
Long Rec.....	38.....	BC (2019)

**2019 PROVILLON GAME BY GAME STATS**

OPP	PI	Rec	Yds	TD	LP
ECU	11	0	0	0	-
WCU	5	0	0	0	-
@ BC	24	1	38	0	38
@ WFU	9	0	0	0	-
CLEM	20	0	0	0	-
LOU	2	0	0	0	-

**PROVILLON CAREER STATS**

Year	GP-GS	PI	Rec	Yds	TD
2018	2-0	9	0	0	0
2019	6-0	71	1	38	0
Totals	8-0	80	1	38	0

**19 C.J. RILEY****WR | 6'4 | 211 | RS - Jr.****Coconut Creek, Fla. (N. Broward)**

- Fastest player on the team. He was injured in the season opener, he will miss the remainder of the season.

**RILEY CAREER BESTS**

Plays.....	68.....	TA&M (2018)
Receptions.....	6.....	TA&M (2018)
Rec. Yards.....	66.....	Clemson (2018)
Touchdown Receptions.....	1.....	TA&M, JMU (2018)
Long Reception.....	45.....	Marshall (2017)

**2019 CJ RILEY GAME BY GAME STATS**

OPP	PI	Rec	Yds	TD	LP	KOR
*ECU	17	0	0	0	-	-

**C.J. RILEY CAREER STATS**

Year	GP-GS	PI	Rec	Yds	TD	YPR	LP
2017	13-1	207	9	142	0	15.8	45
2018	13-0	386	28	315	2	11.3	37
2019	1-1	17	0	0	0	-	-
Totals	27-2	610	37	457	2	12.4	45

**89 THOMAS RUOCCHIO****TE | 6'4 | 255 | RS - Jr.****Raleigh, N.C. (Cardinal Gibbons)***Pronunciation: ROCK ee oh*

- Earned a scholarship prior to the season opener.

**RUOCCHIO CAREER BESTS**

Plays.....	11.....	WCU (2019)
------------	---------	------------

**2019 RUOCCHIO GAME BY GAME STATS**

OPP	PI	Rec	Yds	TD	LP
ECU			Special Teams Only		
WCU	11				
@WVU			Special Teams Only		
BSU			Special Teams Only		
@FSU			Special Teams Only		
SYR			Special Teams Only		
@ BC			Special Teams Only		
@ WFU	4	0	0	0	

CLEM			Special Teams Only		
LOU	2	0	0	0	

**RUOCCHIO CAREER STATS**

Year	GP-GS	PI	Rec	Yds	TD	LP
2017	1-0	4	0	0	0	-
2018	13-0	14	0	0	0	-
2019	10-0	15	0	0	0	-
Totals	24-0	33	0	0	0	-

**71 JOE SCULTHORPE****C/OG | 6'3 | 300 | RS - Jr.****Hampstead, N.C. (Topsail)***Pronunciation: SKULL thorp*

- Missed the Clemson game due to a suspension.
- Tied as the offensive line's top grader vs. ECU and was the top grader vs. Syracuse.
- Versatile player has played guard and center.
- Former high school wrestler, he won a state title.

**SCULTHORPE CAREER BESTS**

Plays.....	87.....	Florida State (2010)
Knockdowns.....	10.....	BC (2018)

**2019 SCULTHORPE GAME BY GAME STATS**

Opp	Ply	KD	PAN	SK	Allow
*ECU	65	1	1	0	
*WCU	64	3	2	0	
*@WVU	76	1	2	0	
*BSU	60	0	2	0	
*@FSU	87	0	1	0	
*SYR	66	1	0	1.5	
*BC	72	0	0	0	
*@ WFU	73	0	1	0	
CLEM		DNP - Suspended			
LOU	82	1	2	0	

**SCULTHORPE CAREER STATS**

Year	GP-GS	Ply	KD	PAN	SK Allow
2017	13-1	186	6	NA	2
2018	13-2	572	34	NA	0
2019	9-9	646	7	11	1.5
Totals	34-12	1,404	47	NA	3.5

**91 JOE SHIMKO****LS | 6'0 | 210 | Fr.****Belmar, N.J. (Wall Township)****2019 SHIMKO GAME BY GAME STATS**

Opp	Long Snaps	Short Snaps
ECU	5	6
WVU	3	7
@WVU	4	6
BSU	3	7
@FSU	6	4
SYR	6	4
@ BC	6	4
@ WFU	8	2
CLEM	5	2
LOU	2	4

**SHIMKO CAREER STATS**

Year	GP-GS	Ply	Lg Sn	Sh. Sn
2019	10-0	0	48	46



**8 TESHAUN SMITH**  
**CB | 6'3 | 180 | So.**  
**Ft. Lauderdale, Fla. (Western)**  
*Pronunciation: TAY shawn*

- Out for the season with an injury.
- Started the two contests this season.

**SMITH CAREER BESTS**

Plays.....86.....Syracuse (2018)  
 Tackles.....3.....vs. three teams  
 Interceptions.....1.....UNC (2018)

**2019 SMITH GAME BY GAME STATS**

Opp	Ply	Ht	Ast	Tot	TFL	SK	PBU	INT
ECU	20	0	0	0				
*WCU	36	2	1	3				
*@WVU	33	4	2	6				
BSU								
@FSU	17	1	0	1				
SYR	47	4	0	4	1-2		1	
@ BC								
@ WFU								
CLEM								
LOU								

**SMITH CAREER STATS**

Year	GP-GS	Pl	Hit	Ast	Tot	TFL	PBU	INT
2018	11-2	322	9	2	11		1	1-5
2019	5-2	153	11	3	14	1-2	1	
Totals	16-4	475	20	5	25	1-2	2	1-5

**1 JAMES SMITH-WILLIAMS**  
**DE | 6'3 | 260 | RS - Gr.**  
**Raleigh, N.C. (Millbrook)**

- Has missed three games with an injury, he left the Louisville game with an injury as well.
- Named to the prestigious AFCA AllState Good Works Team for 2019 and is a semifinalist for the Witten Award.
- Voted a team captain for 2019.
- Honored with the No. 1 jersey for his senior campaign.
- Has added 70 lbs. since his freshman season (he came in as a 195-lb. nickel).
- Graduated from NC State in December of 2018 with a degree in business supply chain management.
- Spent the past two summers working a paid internship with IBM, working with robotic automation.
- Has already been offered (and has accepted) a position with IBM for whenever his football career is completed.
- One of the Pack's top volunteers in terms of community service, he organized a donation drive for a local organization that aids survivors of domestic violence in the spring of 2019.

**SMITH-WILLIAMS CAREER BESTS**

Plays.....74.....Syracuse (2018)  
 Tackles.....7.....JMU (2018)  
 TFL.....2.....JMU, Marshall (2018)  
 Sacks.....1.5.....WFU (2018)

**2019 SMITH-WILLIAMS GAME BY GAME STATS**

Opp	Ply	Ht	Ast	Tot	TFL	SK	PBU	CF/R	QH
*ECU	47	1	2	3	1-10	1-10		2	
*WCU	15	0	0	0				1	
@ WVU									
BSU									
*@FSU	43	0	0	0					
*SYR	46	0	2	2				1	
@ BC									
@ WFU	51	3	2	5				2	
*CLEM	45	4	2	6				1	
*LOU	50	1	3	4					

**SMITH-WILLIAMS CAREER STATS**

Year	GP-GS	Ply	Ht	Ast	Tot	TFL	Sk	PBU	QH	CF/R
2015	4-0	43	2	2	4	0.5-1				
2016	8-0	148	6	7	13	0.5-4	0.5-4	1	2	
2017	12-0	152	5	5	10	1.5-5	0.5-4			
2018	12-12	570	18	22	40	9.5-34	6-23	3	4	1/1
2019	7-7	297	9	11	20	1-10	1-10		7	
Totals	43-19	1210	40	47	87	13-54	8-41	4	13	1/1

**62 BRYSON SPEAS**  
**OG | 6'4 | 28 | RS - So.**  
**Greensboro, N.C. (Dudley)**  
*Pronunciation: SPEEZ*

**OG | 6'4 | 28 | RS - So.**  
**Greensboro, N.C. (Dudley)**  
*Pronunciation: SPEEZ*

- Has started four of the last five games at right tackle after playing at guard during the early part of the season season.
- Starting right guard at Boston College.
- Weighed in at 265 when he arrived in 2017, he is now up to 290.

**SPEAS CAREER BESTS**

Plays.....59.....SYR (2019)  
 Knockdowns.....1.....JMU (2018)

**2019 SPEAS GAME BY GAME STATS**

Opp	Ply	KD	PAN	SK	Allow
ECU	34	0	1		0
WCU	36	0	0		0
@WVU	13	0	0		0
BSU	23	0	1		0
@FSU	18	0	1		0
*SYR	59	0	1		0
*@ BC	49	0	1		0
*@ WFU	40	0	0		0
*CLEM	50	0	0		0
*LOU	54	0	0		0

**SPEAS CAREER STATS**

Year	GP-GS	Ply	KD	PAN	SK	Allow
2018	13-0	57	1	NA		0
2019	9-4	376	0	5		0
Totals	22-4	433	1	NA		0

**22 ISAIAH STALLINGS**  
**SAF | 6'4 | 220 | RS - Jr.**  
**Fayetteville, N.C. (Sanford)**

**SAF | 6'4 | 220 | RS - Jr.**  
**Fayetteville, N.C. (Sanford)**

- Missed the Clemson game with an injury.

**STALLINGS CAREER BESTS**

Plays.....23.....Arizona State (2017)  
 Tackles.....2.....vs. three teams

**2019 STALLINGS GAME BY GAME STATS**

Opp	Ply	Ht	Ast	Tot
ECU	11	1	0	1
WCU	5	1	0	1
@ WVU	0	0	0	0
BSU	0	0	0	0
@FSU	0	0	0	0
SYR	0	0	0	0
@ BC	13	0	0	0
@ WFU	0	0	0	0
CLEM				
LOU				

**CAREER STATS**

Yr	GP-S	Pl	Hit	Ast	Tot
2017	12-1	65	1	3	4
2018	13-0	65	2	6	8
2019	8-0	29	2	0	2
Totals	33-1	159	5	9	14

32 DRAKE THOMAS

LB | 6'0 | 236 | Fr.

Wake Forest, N.C. (Heritage)

- Started the Clemson and Louisville games at middle linebacker.
- Pulled down an interception at WVU.
- Early enrollee (January 2019).
- Brother of Wolfpack WR Thayer Thomas.
- Also former high school teammate of Ricky Person Jr. and Joseph Boletepeli.
- Also played high school baseball, where he was a career .267 hitter.

D. THOMAS CAREER BESTS

Plays.....	71.....	CLEM (2019)
Tackles.....	8.....	WFU (2019)
TFL.....	2.....	WFU (2019)
Sacks.....	1.5.....	WFU (2019)
Interceptions.....	1.....	WVU (2019)

2019 D. THOMAS GAME BY GAME STATS

Opp	Ply	Ht	Ast	Tot	TFL	SK	PBU	CF/R	QH	INT
ECU	20	0	1	1						
WCU	11	0	1	1						
@ WVU	27	1	2	3						1-11
BSU	27	1	0	1						
@FSU	27	2	0	2						1
SYR	8	0	0	0						
@ BC	32	2	3	5						
@ WFU	44	3	5	8	2-14	1.5-13	1			
*CLEM	71	2	4	6	1-3					
*LOU	51	1	4	5	1-9	1-9	1			

D. THOMAS CAREER STATS

Year	GP-GS	Ply	Ht	Ast	Tot	TFL	Sk	INT	QH	PBU
2019	10-2	318	12	20	32	4-26	2.5-22	1-11	1	2

87 THAYER THOMAS

WR | 6'0 | 195 | RS - So.

Wake Forest, N.C. (Heritage)

Pronunciation: THAY uhr

- Was leading the ACC in punt return yards (14.9) - the 4th-best mark in the FBS - but now doesn't have enough returns to qualify for the list.
- In for only six snaps against Clemson as he was battling an injury.
- Had a punt return for a touchdown (76 yards) in the win over Ball State (there were only 10 players on the field for NC State at the time!).
- Threw and caught a touchdown pass at West Virginia.
- Threw another TD pass (the only touchdown of the game) in the win over Syracuse.
- Former walk-on who earned a scholarship during the spring of 2018.
- Member of the Wolfpack baseball squad as an outfielder, he played in 14 games starting four.
- Drafted by the Boston Red Sox in the 33rd round of the 2019 MLB Draft.
- Younger brother, Drake, is a freshman linebacker who signed in December and enrolled in January.
- Middle name is Rockne.

THOMAS CAREER BESTS

Plays.....	73.....	LOU (2019)
Receptions.....	9.....	Ga. State (2018)
Receiving Yards.....	114.....	Ga. State (2018)
Rec. TDs.....	1.....	vs. three teams
Punt Returns.....	3.....	ECU (2018)
Punt Return Yards.....	40.....	JMU (2018)

2019 T. THOMAS GAME BY GAME STATS

OPP	Pl	Rec	Yds	TD	LP	PR	TD	Pass	TD
*ECU	41	6	83	0	19	3-26	0	-	-
*WCU	36	2	13	0	7	2-15	0	-	-
*@WVU	68	1	8	1	8	0-0	0	1-1-0	1
*BSU	44	4	51	0	22	2-80	1	0-1-0	0

PLAYER BIOS

*@FSU	49	4	37	0	15	2-10	0	0-0-0	0
*SYR	44	2	35	0	23	0-0	0	1-1-32	1
*@BC	54	5	47	2	23	1-18	0	1-1-24	0
*@WFU	37	2	9	0	5	0-0	0	0-0	-
CLEM	6	0	0	0	-	0-0	0	0-0	-
*LOU	73	4	45	0	20	0-0	0	0-1	-

THOMAS CAREER STATS

Year	GP-GS	Pl	Rec	Yds	TD	YPR	LP	PR-Yd	Cmp-Att	Yds
2018	13-2	316	34	383	3	11.3	26	15-140	1-1	56
2019	10-9	452	30	328	3	10.9	23	10-149	3-5	58
Totals	23-11	768	64	711	6	11.1	26	25-289	4-6	114

11 PAYTON WILSON

LB | 6'4 | 240 | RS - Fr.

Hillsborough, N.C. (Orange)

- Earned his first career start vs. Clemson - he left early with an injury and missed the Louisville contest.
- Leading tackler for the Wolfpack at Wake Forest with 11.
- Named a preseason freshman All-American by the FWAA.
- Has undergone two ACL surgeries in the past two years.

WILSON CAREER BESTS

Plays.....	55.....	WFU (2019)
Tackles.....	11.....	WFU (2019)
TFL.....	2.....	ECU (2019)

2019 WILSON GAME BY GAME STATS

Opp	Ply	Ht	Ast	Tot	TFL	SK	PBU	CF/R	QH
ECU	22	5	1	6	2-2				
WCU	11	1	2	3					1
@WVU	36	2	1	3					
BSU	22	3	1	4			1		
@FSU	42	6	1	7	1-1		1		
SYR	31	1	2	3					
@ BC	36	3	6	9	0.5-1				
@ WFU	55	5	6	11	1-4		1		
*CLEM	18	0	2	2					
*LOU									DNP - Injured

WILSON CAREER STATS

Year	GP-GS	Ply	Ht	Ast	Tot	TFL	Sk	PBU	QH	CF/R
2019	9-1	273	26	22	48	3.5-4		3	1	

67 JUSTIN WITT

OT | 6'6 | 310 | RS - Jr.

Chicago, Ill. (Lincoln-Way West)

- Out for the season with an injury.
- Most experienced offensive linemen in terms of snaps with 1,241.
- Missed the Syracuse game with an injury.
- Tied as the offensive line's top grader vs. ECU.

WITT CAREER BESTS

Plays.....	103.....	S. Carolina (2017)
Knockdowns.....	5.....	vs. 3 teams

2019 WITT GAME BY GAME STATS

Opp	Ply	KD	PAN	SK	Allow
*ECU	44	0	2	0	0
*WCU	38	0	2	0	0
*@WVU	89	2	0	0	0
*BSU	61	0	1	0	0
*@FSU	73	1	1	1	1
SYR					DNP - Injured
@ BC					DNP - Injured
@ WFU					DNP - Injured
CLEM					DNP - Injured
LOU					DNP - Injured

WITT CAREER STATS

Year	GP-GS	Ply	KD	PAN	SK Allow
2017	4-1	136	6	NA	1
2018	12-11	800	28	NA	3
2019	5-5	305	3	4	1
Totals	21-17	1,241	37	NA	5

OTHERS TO SEE ACTION

Name	ECU	WCU	WVU	BSU	FSU	SYR	BC	WF	CL	LOU
S. Battle	-	-	-	-	-	ST	-	-	ST	ST
W. Brown	-	1	-	-	-	-	ST	INJ	ST	ST
J. Chase	2	12	-	-	-	-	-	-	-	-
C. Clark	-	-	-	-	-	1	INJ	-	-	-
E. Collins	2	8	-	-	-	-	ST	ST	18	2
C. Czesak	ST	ST	ST	ST	ST	ST	ST	ST	ST	ST
T. Dawkins	-	-	-	-	-	ST	-	-	ST	ST
I. Duffy	ST	ST	ST	ST	ST	ST	ST	ST	ST	ST
J. Dunn	-	6	-	-	-	-	-	-	-	-
C. Fletcher	INJ	12	-	-	-	-	-	-	-	-
J. Frazier	ST	ST	INJ	INJ	-	-	ST	-	-	-
A. Gray	-	-	-	-	-	-	-	-	20	-
D. Johnson	-	-	-	-	-	-	3	-	5	-
K. Martin	-	4	-	ST	ST	-	INJ	-	-	-
T. McKay	-	-	-	-	-	-	-	-	-	ST
L. Ryan	2	DNP	-	1	-	-	-	-	-	-
J. Scott	ST	ST	-	-	-	-	-	-	21	25
S. Williams	ST	ST	ST	ST	ST	ST	ST	ST	7	ST
C. Woods	-	-	-	-	-	-	ST	ST	ST	ST

# 2019 STATISTICS

(4-6 overall, 1-5 Atlantic Coast Conference)

Date	St	W-L	Score	Opponent (NCSU Rk)	Att./Time	TV	Rusher (Att-Yds-TD)	Passer (C-A-Yds-TD-I)	Receiver (Rec-Yds-TD)	Tackler (Tkl)
8/31	H	W	34-6	East Carolina	57,633	ACCN	Knight (9-42-1)	McKay (25-37-308-1-0)	Emezie (7-70-0)	Ingram (9)
9/7	H	W	41-0	Western Carolina	55,681	RSN	Knight (18-119-2)	McKay (18-28-200-1-0)	Angeline (4-47-1)	Ingle (5)
9/14	A	L	27-44	West Virginia	57,052	FSI	Knight (12-72-0)	McKay (23-48-207-1-0)	Emezie (12-103-0)	Ingle (7)
9/21	H	W	34-23	Ball State	57,702	ESPNU	Houston (6-55-0)	McKay (17-30-175-0-1)	Thomas (4-51-0)	Ingle (10)
9/28	A	L	13-31	Florida State	60,351	ACCN	Houston (9-61-0)	Hockman (21-40-208-1-0)	Hines (6-24-0)	Acceus/Wilson (7)
10/10	H	W	16-10	Syracuse	55,860	ESPN	Knight (15-61-0)	Hockman (16-27-205-0-1)	Emezie (5-77-0)	Acceus (14)
10/19	A	L	24-45	Boston College	30,275	RSN	Houston (7-34-0)	Leary (15-33-259-3-0)	Carter (6-140-0)	Acceus/Ingle (10)
11/2	A	L	10-44	#23 Wake Forest	31,199	ESPN	Houston (11-48-0)	Leary (17-45-149-1-2)	Carter (4-44-0)	Wilson (11)
11/9	H	L	10-55	#5 Clemson	57,886	ABC	Knight (12-139-1)	Leary (14-29-166-0-0)	Emezie (4-21-0)	Morehead (8)
11/16	H	L	20-34	Louisville	54,098	ACCN	Knight (12-61-0)	Leary (24-44-243-2-1)	Emezie (8-90-1)	Moore (8)
11/21	A			Georgia Tech	8 p.m.	ESPN				
11/30	H			North Carolina	TBA					

## TEAM STATISTICS

TEAM STATISTICS	ST	OPP
SCORING	229	292
Points Per Game	22.9	29.2
Points Off Turnovers	10	57
FIRST DOWNS	216	211
Rushing	87	68
Passing	108	118
Penalty	21	25
RUSHING YARDAGE	1452	1275
Yards gained rushing	1702	1604
Yards lost rushing	250	329
Rushing Attempts	343	361
Average Per Rush	4.2	3.5
Average Per Game	145.2	127.5
TDs Rushing	12	18
PASSING YARDAGE	2365	2497
Comp-Att-Int	212-402-7	233-362-3
Average Per Pass	5.9	6.9
Average Per Catch	11.2	10.7
Average Per Game	236.5	249.7
TDs Passing	12	18
TOTAL OFFENSE	3817	3772
Total Plays	745	723
Average Per Play	5.1	5.2
Average Per Game	381.7	377.2
KICK RETURNS: #-Yards	18-323	19-388
PUNT RETURNS: #-Yards	14-201	21-155
INT RETURNS: #-Yards	3-11	7-18
KICK RETURN AVERAGE	17.9	20.4
PUNT RETURN AVERAGE	14.4	7.4
INT RETURN AVERAGE	3.7	2.6
FUMBLES-LOST	17-9	9-2
PENALTIES-Yards	61-541	86-637
Average Per Game	54.1	63.7
PUNTS-Yards	48-2253	60-2487
Average Per Punt	46.9	41.5
Net punt average	40.8	36.8
KICKOFFS-Yards	51-3094	58-3386
Average Per Kick	60.7	58.4
Net kick average	40.3	42.5
TIME OF POSSESSION/Game	29:22	30:38
3RD-DOWN Conversions	56/156	60/151
3rd-Down Pct	36%	40%
4TH-DOWN Conversions	11/24	6/9
4th-Down Pct	46%	67%
SACKS BY-Yards	32-210	17-117
TOUCHDOWNS SCORED	25	37
FIELD GOALS-ATTEMPTS	18-21	12-17
ON-SIDE KICKS	0-2	1-1
RED-ZONE SCORES	(34-40) 85%	(34-39) 87%
RED-ZONE TOUCHDOWNS	(20-40) 50%	(25-39) 64%
PAT-ATTEMPTS	(25-25) 100%	(34-36) 94%

SCORE	1st	2nd	3rd	4th	TOTAL
NC State	29	95	47	58	229
Opponents	83	72	70	67	292

## INDIVIDUAL STATISTICS

RUSHING	GP	Att	Gain	Loss	Net	Avg	TD	Long	Avg/G
Knight, Z.	10	106	606	17	589	5.6	4	53	58.9
Houston, J.	10	77	405	30	375	4.9	2	29	37.5
Person, R.	6	54	231	19	212	3.9	2	16	35.3
McKay, M.	6	25	97	34	63	2.5	4	21	10.5
Lesane, K.	10	5	60	0	60	12.0	0	24	6.0
Pennix, T.	9	12	57	3	54	4.5	0	19	6.0
Hines, T.	10	2	47	0	47	23.5	0	34	4.7
Dabbs, W.	10	11	46	1	45	4.1	0	11	4.5
Leary, D.	6	30	100	66	34	1.1	0	13	5.7
Ekwonu, I.	10	0	12	0	12	0.0	0	0	1.2
Wilson, P.	9	1	9	0	9	9.0	0	9	1.0
TEAM	10	6	0	21	-21	-3.5	0	0	-2.1
Hockman, B.	6	14	32	59	-27	-1.9	0	20	-4.5
Total.....	10	343	1702	250	1452	4.2	12	53	145.2
Opponents.....	10	361	1604	329	1275	3.5	18	54	127.5

PASSING	G	Effic	Cmp-Att-Int	Pct	Yds	TD	Lng	Avg/G
Leary, D.	6	103.08	75-159-3	47.2	894	6	55	149.0
McKay, M.	6	113.56	86-150-1	57.3	910	3	48	151.7
Hockman, B.	6	99.09	48-87-3	55.2	487	1	37	81.2
Thomas, T.	10	316.32	3-5-0	60.0	74	2	32	7.4
Lesane, K.	10	0.00	0-1-0	0.0	0	0	0	0.0
Total.....	10	108.52	212-402-7	52.7	2365	12	55	236.5
Opponents.....	10	137.06	233-362-3	64.4	2497	18	74	249.7

RECEIVING	G	No.	Yds	Avg	TD	Long	Avg/G
Emezie, E.	10	51	521	10.2	2	37	52.1
Thomas, T.	10	30	328	10.9	3	23	32.8
Carter, D.	10	27	403	14.9	0	55	40.3
Hines, T.	10	26	225	8.7	1	48	22.5
Angeline, C.	10	23	369	16.0	4	39	36.9
Lesane, K.	10	13	93	7.2	0	19	9.3
Houston, J.	10	10	76	7.6	0	19	7.6
Person, R.	6	8	99	12.4	1	45	16.5
Pennix, T.	9	7	80	11.4	1	32	8.9
Knight, Z.	10	5	18	3.6	0	10	1.8
Powell, C.	8	4	30	7.5	0	11	3.8
Fisher, M.	6	3	46	15.3	0	23	7.7
Autenrieth, D.	3	3	40	13.3	0	20	13.3
Provillon, J.	6	1	38	38.0	0	38	6.3
Collins, E.	6	1	-1	-1.0	0	0	-0.2
Total.....	10	212	2365	11.2	12	55	236.5
Opponents.....	10	233	2497	10.7	18	74	249.7

PUNT RETURNS	No.	Yds	Avg	TD	Long
Thomas, T.	10	149	14.9	1	76
Hines, T.	3	20	6.7	0	11
Fisher, M.	1	24	24.0	0	0
Dunlap, M.	0	8	0.0	0	8
Total.....	14	201	14.4	1	76
Opponents.....	21	155	7.4	0	21

KICK RETURNS	No.	Yds	Avg	TD	Long
Lesane, K.	16	278	17.4	0	25
Ingle, T.	2	45	22.5	0	26
Total.....	18	323	17.9	0	26
Opponents.....	19	388	20.4	0	58



2019 STATISTICS

INTERCEPTIONS	No.	Yds	Avg	TD	Long
Ingram, C.	2	0	0.0	0	0
Thomas, D.	1	11	11.0	0	11
Total.....	3	11	3.7	0	11
Opponents.....	7	18	2.6	1	8

FUMBLE RETURNS	No.	Yds	Avg	TD	Long
Total.....	0	0	0.0	0	0
Opponents.....	2	11	5.5	0	9

2 point conv.										
SCORING	TD	(R-P-Ret)	Rcv	Rsh	Pass	PAT	DXP	SAF	FG-FGA	Pts
Dunn, C.	0	(0-0-0)	-	-	-	25-25	-	-	18-21	79
Angeline, C.	4	(0-4-0)	-	-	-	-	-	-	-	24
Knight, Z.	4	(4-0-0)	-	-	-	-	-	-	-	24
McKay, M.	4	(4-0-0)	-	-	-	-	-	-	-	24
Thomas, T.	4	(0-3-1)	-	-	-	-	-	-	-	24
Person, R.	3	(2-1-0)	-	-	-	-	-	-	-	18
Emezie, E.	2	(0-2-0)	-	-	-	-	-	-	-	12
Houston, J.	2	(2-0-0)	-	-	-	-	-	-	-	12
Hines, T.	1	(0-1-0)	-	-	-	-	-	-	-	6
Pennix, T.	1	(0-1-0)	-	-	-	-	-	-	-	6
Totals....	25	(12-12-1)	-	-	-	25-25	-	-	18-21	229
Opponents.....	37	(18-18-1)	-	0-1	-	34-36	-	-	12-17	292

TOTAL OFFENSE	G	Plays	Rush	Pass	Total	Avg/G
McKay, M.	6	175	63	910	973	162.2
Leary, D.	6	189	34	894	928	154.7
Knight, Z.	10	106	589	0	589	58.9
Hockman, B.	6	101	-27	487	460	76.7
Houston, J.	10	77	375	0	375	37.5
Person, R.	6	54	212	0	212	35.3
Thomas, T.	10	5	0	74	74	7.4
Lesane, K.	10	6	60	0	60	6.0
Pennix, T.	9	12	54	0	54	6.0
Hines, T.	10	2	47	0	47	4.7
Dabbs, W.	10	11	45	0	45	4.5
Ekwonu, I.	10	0	12	0	12	1.2
Wilson, P.	9	1	9	0	9	1.0
TEAM	10	6	-21	0	-21	-2.1
Total.....	10	745	1452	2365	3817	381.7
Opponents.....	10	723	1275	2497	3772	377.2

FIELD GOALS	M-A	Pct	01-19	20-29	30-39	40-49	50-99	Lg	Blk
Dunn, C.	18-21	.857	0-0	7-7	7-7	4-5	0-2	46	0
Total.....	18-21	.857	0-0	7-7	7-7	4-5	0-2	46	0
Opponents.....	12-17	.706	0-0	5-5	4-5	3-6	0-1	47	0

KICKOFFS	No.	Yds	Avg	TB	OB	Ret	Net	Yd Ln
Gill, T.	50	3059	61.2	26	3			
Dunn, C.	1	35	35.0	0	0			
Total.....	51	3094	60.7	26	3	388	40.3	24
Opponents.....	58	3386	58.4	24	8	323	42.5	22

PUNTING	No.	Yds	Avg	Long	TB	FC	I20	50+	Blkd
Gill, T.	47	2253	47.9	75	7	12	13	23	1
TEAM	1	0	0.0	0	0	0	0	0	0
Total.....	48	2253	46.9	75	7	12	13	23	1
Opponents.....	60	2487	41.5	59	4	24	22	13	1

ALL PURPOSE	G	Rush	Rec	PR	KOR	IR	Tot	Avg/G
Knight, Z.	10	589	18	0	0	0	607	60.7
Emezie, E.	10	0	521	0	0	0	521	52.1
Thomas, T.	10	0	328	149	0	0	477	47.7
Houston, J.	10	375	76	0	0	0	451	45.1
Lesane, K.	10	60	93	0	278	0	431	43.1
Carter, D.	10	0	403	0	0	0	403	40.3
Angeline, C.	10	0	369	0	0	0	369	36.9
Person, R.	6	212	99	0	0	0	311	51.8
Hines, T.	10	47	225	20	0	0	292	29.2
Pennix, T.	9	54	80	0	0	0	134	14.9
Fisher, M.	6	0	46	24	0	0	70	11.7
McKay, M.	6	63	0	0	0	0	63	10.5
Dabbs, W.	10	45	0	0	0	0	45	4.5
Ingle, T.	10	0	0	0	45	0	45	4.5
Autenrieth, D.	3	0	40	0	0	0	40	13.3
Provillon, J.	6	0	38	0	0	0	38	6.3
Leary, D.	6	34	0	0	0	0	34	5.7
Powell, C.	8	0	30	0	0	0	30	3.8
Ekwonu, I.	10	12	0	0	0	0	12	1.2
Thomas, D.	10	0	0	0	0	11	11	1.1
Wilson, P.	9	9	0	0	0	0	9	1.0
Dunlap, M.	10	0	0	8	0	0	8	0.8
Collins, E.	6	0	-1	0	0	0	-1	-0.2
TEAM	10	-21	0	0	0	0	-21	-2.1
Hockman, B.	6	-27	0	0	0	0	-27	-4.5
Total.....	10	1452	2365	201	323	11	4352	435.2
Opponents.....	10	1275	2497	155	388	18	4333	433.3

MISCELLANEOUS STATISTICS

Third Down Conversions					
	1st	2nd	3rd	4th	Totals
NC State	14-38 (.368)	15-36 (.417)	11-36 (.306)	16-46 (.348)	56-156 (.359)
Opponents	17-37 (.459)	13-38 (.342)	22-43 (.512)	8-33 (.242)	60-151 (.397)

Fourth Down Conversions					
	1st	2nd	3rd	4th	Totals
NC State	0-2 (.000)	0-1 (.000)	3-6 (.500)	8-15 (.533)	11-24 (.458)
Opponents	0-1 (.000)	1-2 (.500)	1-1 (1.000)	4-5 (.800)	6-9 (.667)

Time of Possession					
	1st	2nd	3rd	4th	Game
NC State	7:26	7:11	7:11	7:33	29:22
Opponents	7:34	7:48	7:48	7:26	30:37

Scoring in the Red Zone							
	Poss	TD	FG	TO	MFG	DOWNS	TIME EXPIRED
NC State	40	20	14	2	0	4	0
Opponents	39	25	9	2	2	1	0

First & Goal							
	Poss	TD	FG	TO	MFG	DOWNS	TIME EXPIRED
NC State	24	16	4	0	0	4	0
Opponents	20	17	1	1	1	0	0

## DEFENSE/STARTERS

## SPECIAL TEAMS TACKLES

Name	GP-GS	Ht	Ast	Tot	TFL	Sk	QP	FF/FR	PBU	INT
Ingle, T.	10-10	35	31	66	5-18	0.5-3	2	1/0	4	-
Acceus, L.	8-8	27	23	50	7-41	4.5-36	-	-	-	-
Wilson, P.	9-1	27	22	49	4.5-9	-	1	-	3	-
Murchison, L.	10-10	22	21	43	11-53	7-40	4	-	1	-
Morehead, J.	10-10	21	21	42	3-13	1-9	2	0/1	1	-
Moore, I.	9-9	17	21	38	4-19	2-15	4	-	-	-
Miller, K.	10-4	30	6	36	-	-	1	-	2	-
Baker-Williams	10-2	18	16	34	2.5-7	0.5-5	1	-	3	-
Miller, B.	10-9	19	15	34	6-10	1-2	1	-	1	-
Ingram, C.	6-6	29	4	33	-	-	-	-	4	2-0
Thomas, D.	10-2	12	20	32	4-26	2.5-22	1	-	2	1-11
Griffin, S.	10-8	17	11	28	1.5-7	1-5	1	-	4	-
Hart, C.J.	9-1	18	10	28	5.5-29	1-15	-	0/1	-	-
Harris, Jakeen	9-0	11	15	26	-	-	1	-	-	-
McNeill, A.	10-6	11	10	21	5.5-21	3.5-19	-	-	2	-
Graves, D.	9-3	15	5	20	-	-	1	1/0	3	-
Smith-Williams	7-7	9	11	20	1-10	1-10	7	-	-	-
Smith, T.	5-2	11	3	14	1-2	-	-	-	1	-
Dunlap, M.	10-3	6	7	13	1.5-2	-	-	-	6	-
Lyas, X.	8-0	5	5	10	4.5-17	4-17	1	2/0	1	-
Powell, C.	8-0	7	3	10	-	-	-	-	-	-
Kante, I.	10-4	5	4	9	1.5-5	0.5-3	2	-	-	-
Martin, V.	8-3	2	7	9	1.5-2	-	-	-	-	-
Holden, D.	9-0	2	6	8	2-7	1.5-6	1	-	-	-
Jackson, S.	8-0	5	3	8	1-1	-	-	-	-	-
Scott, J.	4-0	2	6	8	-	-	-	-	1	-
Boletepeli, J.	5-0	1	6	7	1.5-5	0.5-3	1	-	-	-
McCloud, N.	2-2	3	4	7	-	-	-	-	2	-
Czesak, C.	10-0	3	2	5	-	-	-	-	-	-
Gray, A.	1-0	2	2	4	-	-	-	-	-	-
Harris, Josh	4-0	1	3	4	-	-	-	-	-	-
Stallings, I.	8-0	2	0	2	-	-	-	-	-	-
Williams, S.	10-0	0	1	1	-	-	-	-	-	-
Martin, K.	3-0	0	1	1	-	-	-	-	-	-
Palmer, T.	5-0	1	0	1	-	-	-	-	1	-
NCSU		360	285	645	67-273	30-194	29	5/2	35	3-11
Opponent		350	275	625	52-189	15-108	12	8/8	52	5-18

Czesak, Cayman	5	Dabbs, Will	1
Powell, Cecil	5	Lyas, Xavier	1
Harris, Jakeen	4	Miller, Brock	1
Miller, Kishawn	4	Ruocchio, Thomas	1
Shimko, Joe	3	Stallings, Isaiah	1
Thomas, Drake	3	Williams, Seth	1
Wilson, Payton	3		
Baker-Williams, Tyler	2		
Dabbs, Tyler	2		
Dunlap, Malik	2		
Gill, Trenton	2		
Griffin, Stephen	2		
Scott, Jaylon	2		

## IN THE RED ZONE

Offense	No.	Scores	Defense	No.	Scores
EAST CAROLINA	4	4	EAST CAROLINA	2	1
WESTERN CAROLINA	7	7	WESTERN CAROLINA	0	0
West Virginia	4	4	West Virginia	6	6
BALL STATE	4	4	BALL STATE	4	3
Florida State	4	3	Florida State	2	2
SYRACUSE	2	2	SYRACUSE	3	2
Boston College	6	4	Boston College	5	4
Wake Forest	1	1	Wake Forest	8	8
CLEMSON	3	1	CLEMSON	6	6
LOUISVILLE	5	4	LOUISVILLE	3	2
Georgia Tech			Georgia Tech		
NORTH CAROLINA			NORTH CAROLINA		

Block - Fisher (BSU-punt)

## GAME-BY-GAME STARTERS

[illegible]

# GAME BY GAME TEAM STATS

(NC State totals on top)

	ECU	WCU	WVU	BSU	FSU	SYR	BC	WFU	CLEM	LOU	GT	UNC
Total Offense	505 269	540 106	369 445	371 417	370 369	364 341	366 532	265 418	290 549	377 326		
Plays	70 74	86 46	86 68	75 87	80 72	65 76	71 75	71 88	60 77	81 60		
Yards/Play	7.2 3.6	6.3 2.3	4.3 6.5	4.9 4.8	4.6 5.1	5.6 4.5	5.2 7.1	3.7 4.8	4.8 7.1	4.7 5.4		
Yards Rushing	191 41	309 8	144 173	186 84	88 53	104 41	56 429	116 123	124 246	134 77		
Rush Attempts	31 29	53 19	37 28	41 30	28 32	34 37	27 60	26 46	31 41	35 39		
Yards Passing	314 228	231 98	225 272	185 333	282 316	260 300	310 103	149 295	166 303	243 249		
Pass Attempts	39 45	33 27	49 40	34 57	52 40	31 39	44 15	45 42	29 36	46 21		
Pass Completions	26 26	22 15	24 27	19 35	28 29	18 29	20 6	17 27	14 25	24 14		
Had Intercepted	0 1	0 0	0 1	2 1	0 0	1 0	1 0	2 0	0 0	1 0		
Comp. Pct.	.667 .578	.667 .556	.490 .675	.559 .614	.538 .725	.581 .743	.455 .400	.378 .643	.483 .694	.522 .667		
First Downs	23 18	32 6	24 25	22 25	24 22	21 21	15 23	17 27	13 27	25 17		
Total Touchdowns	4 0	5 0	3 6	4 2	1 4	1 1	3 6	1 5	1 8	2 5		
Rush/Pass/Return	3/1/0 0/0/0	4/1/0 0/0/0	1/2/0 3/3/0	3/0/1 2/0/0	0/1/0 1/3/0	0/1/0 0/1/0	0/3/0 5/0/1	0/1/0 2/3/0	1/0/0 5/3/0	0/2/0 0/5/0		
Poss. Time	30:38 29:22	36:59 23:01	32:39 27:31	30:00 30:00	29:11 30:49	29:43 30:18	27:40 32:20	23:15 36:45	24:15 35:45	29:34 30:26		
3rd Down Conv.	4-12 5-15	6-14 2-13	5-17 3-11	10-18 9-21	4-16 5-15	4-15 5-16	4-17 9-15	7-17 10-19	4-13 4-12	8-17 8-14		
Punts-Yards	5-208 7-343	3-148 10-407	4-149 5-199	3-153 6-234	6-285 7-280	6-293 7-307	6-273 4-144	8-375 6-247	5-261 4-185	2-108 4-141		
Punt Avg.	41.6 49.0	49.3 40.7	37.2 39.8	51.0 39.0	47.5 40.0	48.8 43.9	45.5 36.0	46.9 41.2	52.2 46.2	54.0 35.2		
Fumbles-Lost	2-0 2-1	0-0 1-1	1-0 0-0	0-0 2-0	3-2 1-0	0-0 0-0	1-0 0-0	2-1 0-0	4-4 2-0	4-2 1-0		
Total Turnovers	0 2	0 1	0 1	2 1	2 0	1 0	1 0	3 0	4 0	3 0		
Penalties-Yards	6-55 5-53	3-29 8-55	9-88 12-105	9-62 7-55	8-57 13-99	4-47 12-59	2-20 8-59	10-87 1-14	6-45 10-72	4-51 10-66		
Punt Ret-Yds.	3-26-0 1-12-0	3-24-0 1-(-2)-0	0-0-0 3-24-0	3-112-1 2-11-0	2-10-0 4-24-0	0-0-0 0-0-0	1-18-0 3-29-0	1-11-0 4-28-0	1-0-0 2-8-0	0-0-0 1-21-0		
KO Ret-Yds.	0-0-0 3-72-0	0-0-0 2-8-0	2-36-0 3-50-0	5-100-0 1-22-0	0-0-0 1-58-0	2-41-0 2-33-0	0-0-0 4-75-0	3-31-0 1-15-0	2-33-0 1-13-0	4-82-0 1-22-0		
INT-Yards	1-0-0 0-0-0	0-0-0 0-0-0	1-11-0 0-0-0	1-0-0 2-0-0	0-0-0 0-0-0	0-0-0 1-6-0	0-0-0 1-8-1	0-0-0 2-0-0	0-0-0 0-0-0	0-0-0 1-4-0		
Sacks By-Yards	3-24 0-0	4-26 1-11	1-4 3-17	2-19 0-0	8-45 2-15	8-52 3-18	0-0 2-20	2-16 2-9	1-5 2-16	3-19 2-11		

# GAME BY GAME INDIVIDUAL STATS

## RUSHING (ATT/YDS/TD)

	ECU	WCU	WVU	BSU	FSU	SYR	BC	WF	CLE	LOU	GT	UNC
Dabbs, W.	0/0/0	9/43/0	0/0/0	0/0/0	0/0/0	0/0/0	0/0/0	2/2/0	0/0/0	0/0/0		
Hines	1/34/0	1/13/0	0/0/0	0/0/0	0/0/0	0/0/0	0/0/0	0/0/0	0/0/0	0/0/0		
Hockman	0/0/0	2/-10/0	DNP	1/20/0	3/-14/0	5/-19/0	3/-4/0	DNP	DNP	DNP		
Houston	6/35/0	8/73/1	3/2/1	6/55/0	9/61/0	13/54/0	7/36/0	11/48/0	7/-15/0	7/28/0		
Knight	9/42/1	18/119/2	12/72/0	8/36/0	7/24/0	15/61/0	10/27/0	3/8/0	12/139/1	12/61/0		
Leary	DNP	DNP	DNP	DNP	0/0/0	0/0/0	3/-4/0	5/14/0	9/5/0	12/23/0		
Lesane	1/24/0	1/22/0	0/0/0	1/1/0	0/0/0	1/8/0	0/0/0	0/0/0	1/5/0	0/0/0		
McKay	6/35/2	0/0/0	10/9/0	6/24/2	1/-5/0	DNP	2/5/0	DNP	DNP	DNP		
Pennix	1/3/0	3/-1/0	0/0/0	0/0/0	0/0/0	0/0/0	2/3/0	5/44/0	1/5/0	INJ		
Person	5/20/0	10/51/1	11/52/0	17/53/1	7/26/0	INJ	INJ	INJ	INJ	4/10/0		

## PASSING (CMP/ATT/YDS/TD/INT)

	ECU	WCU	WVU	BSU	FSU	SYR	BC	WF	CLE	LOU	GT	UNC
Hockman	1/2/6	4/5/31	DNP	2/3/10	21/40/208	16/27/205	4/10/27	DNP	DNP	DNP		
	0/0	0/0		0/1	1/0	0/1	0/1					
Leary	DNP	DNP	DNP	DNP	4/5/54	1/3/23	15/33/259	17/45/149	14/29/166	24/44/243		
					0/0	0/0	3/0	1/2	0/0	2/1		
McKay	25/37/308	18/28/200	23/48/207	17/30/175	3/7/20	DNP	0/0/0	DNP	DNP	DNP		
	1/0	1/0	1/0	0/1	0/0		0/0					

## RECEIVING (REC/YDS/TD)

	ECU	WCU	WVU	BSU	FSU	SYR	BC	WF	CLE	LOU	GT	UNC
Angeline	1/7/0	4/47/1	4/74/1	0/0/0	4/56/0	2/31/0	3/55/1	3/46/1	2/53/0	0/0/0		
Autenrieth	0/0/0	3/40/0	0/0/0	INJ	INJ	INJ	INJ	INJ	INJ	INJ		
Carter	1/12/0	2/21/0	2/16/0	1/5/0	4/68/0	2/50/0	6/140/0	4/44/0	2/27/0	3/20/0		
Emezie	7/70/0	2/32/0	12/103/0	4/47/0	3/29/1	5/77/0	2/22/0	4/30/0	4/21/0	8/90/1		
Fisher	1/5/0	0/0/0	0/0/0	0/0/0	2/41/0	0/0/0	INJ	INJ	INJ	INJ		
Hines	4/74/1	3/36/0	2/19/0	2/22/0	6/24/0	3/8/0	1/9/0	2/3/0	3/30/0	0/0/0		
Houston	3/10/0	0/0/0	1/3/0	1/15/0	1/0/0	0/0/0	0/0/0	0/0/0	1/19/0	3/29/0		
Knight	1/2/0	0/0/0	0/0/0	2/3/0	0/0/0	0/0/0	0/0/0	0/0/0	0/0/0	2/13/0		
Lesane	1/6/0	2/19/0	0/0/0	2/18/0	0/0/0	3/27/0	1/-5/0	1/10/0	1/0/0	2/18/0		
Pennix	0/0/0	2/16/0	0/0/0	0/0/0	1/5/0	1/32/1	1/4/0	1/7/0	1/16/0	INJ		
Person	1/45/0	0/0/0	2/2/0	3/24/0	0/0/0	INJ	INJ	INJ	INJ	2/28/1		
Powell	0/0/0	1/8/0	0/0/0	0/0/0	3/22/0	INJ	DNP	0/0/0	0/0/0	0/0/0		
Provilion	0/0/0	0/0/0	DNP	DNP	DNP	DNP	1/38/0	0/0/0	0/0/0	0/0/0		
Thomas	6/83/0	2/13/0	1/8/1	4/51/0	4/37/0	2/35/0	5/47/2	2/9/0	0/0/0	4/45/0		

## FIELD GOALS (MD/ATT)

	ECU	WCU	WVU	BSU	FSU	SYR	BC	WF	CLE	LOU	GT	UNC
Dunn	2/2	2/2	2/3	2/3	2/3	3/3	1/1	1/1	1/1	2/2		
	(27, 34)	(32, 25)	(41, 37)	(39, 34)	(29, 26)	(32, 43, 23)	(31)	(40)	(46)	(28, 27)		
			(x-51)	(x-53)	(x-42)							

## KICKOFF RETURNS (RET/YDS/TD)

	ECU	WCU	WVU	BSU	FSU	SYR	BC	WF	CLE	LOU	GT	UNC
Lesane	0/0/0	0/0/0	2/36/0	5/100/0	0/0/0	2/41/0	0/0/0	3/31/0	2/33/0	2/37/0		

## PUNT RETURNS (RET/YDS/TD)

	ECU	WCU	WVU	BSU	FSU	SYR	BC	WF	CLE	LOU	GT	UNC
Hines	0/0/0	1/9/0	0/0/0	0/0/0	0/0/0	0/0/0	0/0/0	1/11/0	1/0/0	0/0/0		
Thomas	3/26/0	2/15/0	0/0/0	2/80/1	2/10/0	0/0/0	1/18/0	0/0/0	0/0/0	0/0/0		

## PUNTING (ATT/YDS/AVG)

	ECU	WCU	WVU	BSU	FSU	SYR	BC	WF	CLE	LOU	GT	UNC
Gill	5/208/41.6	3/148/49.3	3/149/49.7	3/153/51.0	6/285/47.5	6/293/48.8	6/273/45.5	8/375/46.9	5/261/52.2	2/108/54.0		



# GAME BY GAME DEFENSIVE STATS

PLAYER, POS	TACKLES										
	ECU	WCU	WVU	BSU	FSU	SYR	BC	WFU	CLEM	LOU	GT UNC
Acceus, L. - LB	4	4	3	4	7	14	10	4	-	-	
Baker-Williams, T. - NIC	-	3	3	6	4	1	4	3	7	3	
Boletepeli, J. - DE	2	2	-	-	-	-	3	-	-	-	
Czesak, C. - NIC	-	1	-	-	-	-	1	1	1	1	
Dunlap, M. - CB	-	-	1	-	-	1	2	6	1	2	
Graves, D. - CB/S	1	1	-	6	2	3	1	4	2	-	
Gray, A. - LB	-	-	-	-	-	-	-	-	4	-	
Griffin, S. - NIC	2	2	3	3	3	3	5	1	5	1	
Harris, Jak. - DB	-	-	2	-	-	1	8	8	6	1	
Harris, Josh - DT	-	-	-	-	-	-	3	1	-	-	
Hart, C.J. - LB	3	-	2	3	2	2	5	4	7	-	
Holden, D. - DE	-	-	1	-	1	-	-	1	3	2	
Ingle, T. - S	8	5	7	10	3	4	10	9	6	4	
Ingram, C. - CB	9	1	5	9	6	3	-	-	-	-	
Jackson, S. - DE	-	2	-	2	-	1	1	-	1	1	
Kante, I. - DE	1	3	1	1	-	-	2	-	-	1	
Lyas, X. - DE	1	3	-	-	2	2	1	1	-	-	
Martin, K. - S	-	1	-	-	-	-	-	-	-	-	
Martin, V. - DT	-	-	1	-	3	1	-	-	-	4	
McCloud, N. - CB	7	-	-	-	-	-	-	-	-	-	
McNeill, A. - N	1	3	1	-	2	6	3	1	-	4	
Miller, B. - LB	3	1	3	7	3	3	3	4	4	3	
Miller, K. - CB	-	4	5	5	3	7	3	3	-	6	
Moore, I. - LB	4	2	-	7	2	10	3	2	-	8	
Morehead, J. - S	5	1	2	1	5	1	8	5	8	6	
Murchison, L. - T	6	1	5	3	6	6	5	2	4	5	
Palmer, T. - CB	-	-	-	1	-	-	-	-	-	-	
Powell, C. - CB	-	-	-	-	-	-	-	3	4	-	
Scott, J. - LB	1	-	-	-	-	-	-	-	2	5	
Smith, T. - CB	-	3	6	-	1	4	-	-	-	-	
Smith-Williams, J. - DE	3	-	-	-	-	2	-	5	6	4	
Stallings, I. - S	1	1	-	-	-	-	-	-	-	-	
Thomas, D. - LB	1	1	3	1	2	-	5	8	6	5	
Williams, S. - LB	-	-	-	-	-	-	-	-	-	1	
Wilson, P. - LB	6	3	3	4	7	3	9	11	2	-	

PLAYER, POS	TACKLES FOR LOSS (No.-Yards)										
	ECU	WCU	WVU	BSU	FSU	SYR	BC	WFU	CLEM	LOU	GT UNC
Acceus, L. - LB	0.5-1	-	-	0.5-4	2-5	3-30	-	1-1	-	-	
Baker-Williams, T. - NIC	-	-	1-1	0.5-5	1-1	-	-	-	-	-	
Boletepeli, J. - DE	1-2	0.5-3	-	-	-	-	-	-	-	-	
Dunlap, M. - CB	-	-	-	-	-	-	-	0.5-0	-	1-2	
Griffin, S. - NIC	-	-	-	-	-	-	-	-	1.5-7	-	
Hart, C.J. - LB	-	-	-	-	1.5-17	1-4	0.5-1	1-4	1.5-3	-	
Holden, D. - DE	-	-	1-4	-	0.5-2	-	-	-	0.5-1	-	
Ingle, T. - S	0.5-2	-	1-4	0.5-1	-	-	0.5-3	0.5-3	1.5-4	0.5-1	
Jackson, S. - DE	-	-	-	1-1	-	-	-	-	-	-	
Kante, I. - DE	1-2	0.5-3	-	-	-	-	-	-	-	-	
Lyas, X. - DE	-	2-13	-	-	1.5-3	0.5-1	0.5-0	-	-	-	
Martin, V. - DT	-	-	-	-	-	-	-	-	-	1.5-2	
McNeill, A. - N	-	1-7	-	-	1.5-3	1-9	0.5-0	-	-	1.5-2	
Miller, B. - LB	-	-	-	2-3	-	2-4	-	0.5-1	0.5-0	1-2	
Moore, I. - LB	1-9	-	-	0.5-5	1-2	0.5-1	-	0.5-1	-	0.5-1	
Morehead, J. - S	-	-	-	-	0.5-2	-	1-1	-	0.5-1	1-9	
Murchison, L. - T	1-5	-	-	2-6	3.5-21	2-9	0.5-4	1-3	-	1-5	
Smith, T. - CB	-	-	-	-	-	1-2	-	-	-	-	
Smith-Williams, J. - DE	1-10	-	-	-	-	-	-	-	-	-	
Thomas, D. - LB	-	-	-	-	-	-	-	2-14	1-3	1-9	
Wilson, P. - LB	2-3	-	-	-	1-1	-	0.5-1	1-4	-	-	

PLAYER, POS	SACKS (No.-Yards)										
	ECU	WCU	WVU	BSU	FSU	SYR	BC	WFU	CLEM	LOU	GT UNC
Acceus, L. - LB	-	-	-	0.5-4	1-2	3-30	-	-	-	-	
Baker-Williams, T. - NIC	-	-	-	0.5-5	-	-	-	-	-	-	
Boletepeli, J. - DE	-	0.5-3	-	-	-	-	-	-	-	-	
Griffin, S. - NIC	-	-	-	-	-	-	-	-	1-5	-	
Kante, I. - DE	-	0.5-3	-	-	-	-	-	-	-	-	
Lyas, X. - DE	-	2-13	-	-	1.5-3	0.5-1	-	-	-	-	
Hart, C.J. - LB	-	-	-	-	1-15	-	-	-	-	-	
Holden, D. - DE	-	-	1-4	-	0.5-2	-	-	-	-	-	
Ingle, T. - S	-	-	-	-	-	-	-	0.5-3	-	-	
McNeill, A. - N	-	1-7	-	-	0.5-2	1-9	-	-	-	1-1	
Miller, B. - LB	-	-	-	-	-	1-2	-	-	-	-	
Moore, I. - LB	1-9	-	-	0.5-5	-	0.5-1	-	-	-	-	
Morehead, J. - S	-	-	-	-	-	-	-	-	-	1-9	
Murchison, L. - T	1-5	-	-	0.5-5	3.5-21	2-9	-	-	-	-	
Smith-Williams, J. - DE	1-10	-	-	-	-	-	-	-	-	-	
Thomas, D. - LB	-	-	-	-	-	-	-	1.5-13	-	1-9	

PLAYER, POS	INTERCEPTIONS (No.-Yards)										
	ECU	WCU	WVU	BSU	FSU	SYR	BC	WFU	CLEM	LOU	GT UNC
Ingram, C. - CB	1-0	-	-	1-0	-	-	-	-	-	-	
Thomas, D. - LB	-	-	1-11	0-0	-	-	-	-	-	-	

# PARTICIPATION

Name, Pos	ECU	WCU	WVU	BSU	FSU	SYR	BC	WFO	CLEM	LOU	GT	UNC	2019	2019	Career
													Tot.	GP-GS	GP-GS
Acceus, Louis - LB	56	35	44	70	61	69	44	68	INJ	INJ			447	8-8	32-9
Angeline, Cary - TE	36	21	22	32	42	43	43	56	64	85			444	10-3	21-7
Autenrieth, Dylan - TE	34	54	37	INJ	INJ	INJ	INJ	INJ	INJ	INJ	INJ	INJ	125	3-3	27-11
Baker-Williams, Tyler - NIC	39	25	35	46	41	41	36	58	44	53			418	10-2	18-2
Battle, Syheim, CB	DNP	DNP	DNP	DNP	DNP	ST	DNP	DNP	ST	ST			ST	3-0	3-0
Boletepeli, Joseph - DE	27	22	INJ	38	7	DNP	20	DNP	DNP	DNP			114	5-0	8-0
Brown, William - S	DNP	1	DNP	DNP	DNP	DNP	ST	INJ	ST	ST			1	4-0	4-0
Carter, Devin - WR	19	48	79	54	76	54	65	53	41	83			572	10-9	14-9
Chase, Justin - OL	2	12	DNP	DNP	DNP	DNP	DNP	DNP	DNP	DNP			14	2-0	2-0
Clark, C.J. - DT	DNP	DNP	DNP	DNP	DNP	ST	INJ	DNP	DNP	DNP			ST	1-0	1-0
Collins, Eric - WR	2	8	DNP	DNP	DNP	DNP	ST	ST	18	2			30	6-0	6-0
Czesak, Cayman - NIC	ST	ST	ST	ST	ST	ST	ST	ST	ST	ST			ST	10-0	12-0
Dabbs, Tyler - WR	6	10	ST	ST	ST	ST	ST	2	1	ST			19	10-0	24-0
Dabbs, Will - RB	ST	11	ST	ST	ST	ST	ST	7	ST	ST			18	10-0	11-0
Dawkins, Terrell - DE	DNP	DNP	DNP	DNP	DNP	ST	DNP	DNP	ST	ST			ST	3-0	3-0
Duffy, Isaac - CB	ST	ST	ST	ST	ST	ST	ST	ST	ST	ST			ST	10-0	10-0
Dunlap, Malik - CB	ST	6	ST	ST	ST	13	39	54	57	62			231	10-3	12-3
Dunn, Christopher - PK	ST	ST	ST	ST	ST	ST	ST	ST	ST	ST			ST	10-10	23-23
Dunn, Justin - WR	DNP	6	DNP	DNP	DNP	DNP	DNP	DNP	DNP	DNP			6	1-0	2-0
Eason, Derrick - OT	2	14	DNP	1	DNP	1	DNP	2	4	3			27	7-1	10-1
Ekwonu, Ikem - OT	19	50	33	31	64	44	48	62	63	82			496	10-5	10-5
Emezie, Emeka - WR	52	57	81	63	47	44	38	67	44	83			576	10-9	36-21
Fedd-Jackson, Joshua - OG	67	67	89	74	87	66	69	72	63	82			736	10-9	35-22
Fisher, Max - WR	16	16	ST	9	31	4	INJ	INJ	INJ	INJ			76	6-0	6-0
Fletcher, Charles - OG	DNP	12	DNP	DNP	DNP	DNP	DNP	DNP	DNP	DNP			12	1-0	3-0
Frazier, Jalen - DB	ST	ST	INJ	INJ	DNP	DNP	DNP	DNP	DNP	DNP			ST	2-0	2-0
Gibson, Grant - C	71	75	89	74	87	66	72	72	63	82			751	10-10	23-10
Gill, Trenton - P	ST	ST	ST	ST	ST	ST	ST	ST	ST	ST			ST	10-10	11-10
Graves, De'Von - CB/SAF	28	36	6	52	39	54	78	79	15	INJ			387	9-3	17-3
Gray, Alex - LB	DNP	DNP	DNP	DNP	DNP	DNP	DNP	DNP	20	DNP			20	1-0	1-0
Griffin, Stephen - NIC	39	26	38	42	35	36	39	32	34	10			322	10-8	23-14
Harris, Jakeen - DB	DNP	5	ST	ST	ST	ST	30	47	40	7			129	9-0	9-0
Harris, Josh - DT	DNP	DNP	DNP	DNP	DNP	ST	26	21	16	DNP			63	4-0	4-0
Hart, C.J. - LB	20	12	27	18	16	8	34	20	42	INJ			197	9-1	13-1
Hines, Tabari - WR	23	25	35	41	32	41	12	41	32	4			286	10-2	10-2
Hockman, Bailey - QB	8	24	DNP	13	70	59	19	DNP	DNP	DNP			193	6-2	6-2
Holden, Deonte - DE	INJ	10	24	18	10	20	2	33	29	15			161	9-0	27-2
Houston, Jordan - RB	12	13	16	13	22	26	17	24	22	22			187	10-3	10-3
Ingle, Tanner - SAF	65	41	72	89	79	78	61	79	69	62			695	10-10	23-17
Ingram, Chris - CB	66	41	71	89	77	34	INJ	INJ	INJ	INJ	INJ	INJ	378	6-6	32-19
Jackson, Savion - DE	INJ	17	17	31	16	12	21	SICK	10	5			129	8-0	8-0
Johnson, Dante - DT	DNP	DNP	DNP	DNP	DNP	DNP	3	DNP	5	DNP			8	2-0	2-0
Kante, Ibrahim - DE	30	20	42	32	16	15	55	18	33	11			272	10-4	23-5
Knight, Zonovan - RB	28	30	41	18	9	30	29	9	34	37			265	10-5	10-5
Leary, Devin - QB	DNP	DNP	DNP	DNP	7	7	49	74	64	85			286	6-3	6-3
Lesane, Keyon - WR	9	13	6	11	4	13	23	7	23	4			113	10-0	10-0
Lyas, Xavier - DE	10	12	7	9	10	18	3	19	INJ	--	--	--	88	8-0	14-0
Martin, Khalid, S	DNP	4	DNP	ST	ST	DNP	INJ	DNP	DNP	DNP			4	3-0	3-0
Martin, Val - N	39	INJ	34	39	34	18	INJ	11	19	17			211	8-3	12-3
McCloud, Nick - CB	59	INJ	INJ	INJ	INJ	INJ	INJ	INJ	31	INJ			90	2-2	37-21
McGirt, Emanuel - OT	46	46	59	46	28	29	50	43	13	28			388	10-6	20-6
McKay, Matthew - QB	65	64	89	69	13	DNP	4	DNP	DNP	DNP			304	6-5	12-5
McKay, Timothy - OG	DNP	DNP	DNP	DNP	DNP	DNP	DNP	DNP	DNP	ST			ST	1-0	1-0
McMahon, Dylan - OL	8	24	DNP	6	DNP	DNP	DNP	DNP	63	DNP			101	4-1	4-1
McNeill, Alim - N	31	24	34	40	33	45	50	53	33	41			384	10-6	23-7
Miller, Brock - LB	46	27	35	57	25	29	41	28	49	37			374	10-9	29-11
Miller, Kishawn - CB	18	14	39	71	41	77	37	27	25	62			411	10-4	19-5
Moore, Isaiah - LB	54	36	44	61	50	69	46	44	INJ	61			465	9-9	21-21
Morehead, Jarius - SAF	48	11	66	37	41	24	51	53	59	48			438	10-10	49-36
Murchison, Larrell - T	48	20	54	56	58	64	58	59	45	44			506	10-10	23-23
Palmer, Taiyon - CB	ST	6	ST	26	29	INJ	INJ	INJ	INJ	INJ	INJ	INJ	61	5-0	5-0
Parham, Dylan - TE	20	32	18	32	29	22	21	INJ	INJ	INJ			174	7-2	20-2
Pennix, Trent - RB	12	14	4	4	24	9	26	35	8	INJ			136	9-1	13-1
Person, Ricky - RB	20	17	28	41	30	INJ	INJ	INJ	INJ	27			163	6-2	15-2
Powell, Cecil - WR	ST	1	1	9	21	INJ	DNP	24	34	ST			90	8-0	8-0
Provillon, Jasiah - WR	11	5	DNP	DNP	DNP	DNP	24	9	20	2			71	6-0	10-0
Riley, C.J. - WR	17	INJ	INJ	INJ	INJ	INJ	INJ	INJ	INJ	INJ	INJ	INJ	17	1-1	27-3
Riley, Tyrone - OT	INJ	INJ	INJ	INJ	INJ	INJ	INJ	INJ	INJ	INJ	INJ	INJ	--	--	37-2
Ruocchio, Thomas - TE	ST	11	ST	ST	ST	ST	ST	4	ST	2			17	10-0	24-0
Ryan, Liam - OL	ST	DNP	DNP	1	DNP	DNP	DNP	DNP	DNP	DNP			1	2-0	2-0
Scott, Jaylon - LB	ST	ST	DNP	DNP	DNP	DNP	DNP	DNP	21	25			46	4-0	4-0
Sculthorpe, Joe - OG	65	64	76	60	87	66	72	73	SUSP	82			645	9-9	35-12
Shimko, Joe - LS	ST	ST	ST	ST	ST	ST	ST	ST	ST	ST			ST	10-0	10-0
Smith, Teshawn - CB	20	36	33	DNP	17	47	INJ	INJ	INJ	INJ	INJ	INJ	153	5-2	17-4
Smith-Williams, James - DE	47	15	INJ	INJ	43	46	INJ	51	45	50			297	7-7	43-19
Speas, Bryson - OT/OG	34	36	13	23	18	59	49	40	50	54			376	10-5	23-5
Stallings, Isaiah - SAF	11	5	ST	ST	ST	ST	13	ST	INJ	INJ			29	8-0	33-1
Thomas, Drake - LB	20	11	27	27	27	8	32	44	71	51			318	10-2	10-2
Thomas, Thayer - WR	41	36	68	44	49	44	54	37	6	73			452	10-9	23-11
Williams, Seth - LB	ST	ST	ST	ST	ST	ST	ST	ST	7	ST			7	10-0	10-0
Wilson, Payton - LB	22	11	36	22	42	31	36	55	18	INJ			237	9-1	9-1
Witt, Justin - OT	44	38	89	61	73	INJ	INJ	INJ	INJ	INJ	INJ	INJ	306	5-5	22-17
Woods, Camden - TE	DNP	DNP	DNP	DNP	DNP	DNP	ST	ST	ST	ST			ST	4-0	4-0

# NC STATE DRIVE CHARTS

## NC State vs. East Carolina

Qtr	Spot	Obtained	PI-Yds	TOP	Result
1	S20	Fumble	6-80	1:50	Touchdown
	S35	Kickoff	6-22	2:10	Downs
	S20	Punt	5-12	1:43	Punt
2	S35	Missed FG	7-56	2:31	Field Goal
	S45	Interception	3-8	1:17	Punt
	S30	Punt	5-13	1:18	Punt
	S45	Punt	3-55	1:23	Touchdown
3	S25	Kickoff	5-29	2:02	Punt
	S30	Punt	4-70	1:40	Touchdown
	S27	Punt	5-32	3:45	Punt
	S14	Punt	9-86	3:06	Touchdown
4	S24	Punt	12-59	6:35	Field Goal
	S25	Kickoff	2-(-2)	1:18	End of half

## NC State vs. Western Carolina

Qtr	Spot	Obtained	PI-Yds	TOP	Result
1	S13	Punt	3-7	0:55	Punt
	S44	Punt	6-41	2:36	Field Goal
	S21	Punt	3-9	1:59	Punt
2	S20	Punt	4-22	2:08	Punt
	S35	Punt	7-65	2:21	Touchdown
	S38	Punt	6-62	2:23	Touchdown
	S32	Punt	8-68	1:52	Touchdown
3	S27	Kickoff	10-65	3:25	Field Goal
	S02	Punt	17-98	7:57	Touchdown
	S26	Punt	12-74	5:07	Touchdown
	S34	Punt	11-31	6:12	Downs
4	W24	Fumble	1-(-1)	0:04	End of half

## NC State vs. West Virginia

Qtr	Spot	Obtained	PI-Yds	TOP	Result
1	S19	Kickoff	11-47	3:46	Missed FG
	S25	Kickoff	10-75	4:17	Touchdown
	S18	Kickoff	3-0	0:24	Punt
	S20	Punt	12-80	5:14	Touchdown
2	S07	Punt	3-6	0:40	Punt
	S08	Punt	7-92	3:06	Touchdown
	S35	Kickoff	2-7	0:34	End of half
3	S25	Kickoff	3-(-2)	1:00	Punt
	S21	Punt	3-7	1:42	Punt
	S40	Kickoff	11-36	4:10	Field Goal
	W21	Interception	4-1	1:21	Field Goal
4	S25	Kickoff	8-21	2:46	Downs
	S07	Punt	7-16	1:54	Downs
	S25	Kickoff	5-18	1:30	Downs

## NC State vs. Ball State

Qtr	Spot	Obtained	PI-Yds	TOP	Result
1	B45	Downs	9-23	3:18	Field Goal
	S22	Kickoff	12-62	5:14	Field Goal
2	S36	Downs	5-29	2:15	Interception
	S45	Punt	8-55	3:29	Touchdown
	S18	Punt	10-82	3:14	Touchdown
	S20	Punt	6-44	0:27	Missed FG
3	S20	Kickoff	3-0	0:59	Punt
	B00	Punt	0-0	0:00	Touchdown
	S27	Kickoff	3-(-1)	2:12	Punt
	S08	Punt	5-34	1:47	Downs
	S30	Kickoff	4-(-2)	0:48	Punt
4	S39	Kickoff	3-2	0:45	Interception
	B07	Punt	3-7	1:17	Touchdown
	S20	Interception	7-21	3:43	End of half

## NC State vs. Florida State

Qtr	Spot	Obtained	PI-Yds	TOP	Result
1	S25	Kickoff	3-9	1:59	Punt
	S20	Punt	3-0	1:23	Punt
	S25	Kickoff	6-23	1:49	Punt
	F30	Punt	6-18	3:03	Field Goal
2	S39	Punt	5-28	1:06	Fumble
	S40	Punt	10-51	3:55	Field Goal
	S25	Kickoff	7-36	2:10	Downs
	S25	Kickoff	8-50	0:58	Missed FG
3	S02	Punt	3-9	1:34	Punt
	S30	Missed FG	3-0	1:01	Punt
	S07	Punt	3-3	0:57	Punt
	S25	Kickoff	6-75	2:55	Touchdown
4	S25	Kickoff	7-22	1:56	Downs
	S20	Punt	13-80	4:25	Fumble

## NC State vs. Syracuse

Qtr	Spot	Obtained	PI-Yds	TOP	Result
1	S42	Punt	6-43	2:02	Field Goal
	S40	Punt	10-33	4:27	Field Goal
	S23	Punt	6-22	2:22	Punt
2	S21	Punt	6-27	2:55	Punt
	S11	Punt	4-20	2:34	Punt
	S39	Punt	3-61	0:32	Touchdown
	S26	Missed FG	0-0	0:00	End of half
3	S21	Kickoff	8-53	3:46	Interception
	S25	Punt	14-69	5:32	Field Goal
	S31	Kickoff	3-(-6)	2:00	Punt
	S20	Downs	5-19	2:07	Punt
4	S35	Kickoff	3-6	1:12	Punt

## NC State vs. Boston College

Qtr	Spot	Obtained	PI-Yds	TOP	Result
1	S36	Punt	3-(-14)	1:23	Punt
	S21	Missed FG	3-(-1)	1:01	Punt
	S01	Punt	3-2	0:45	Interception
	S35	Kickoff	10-63	4:38	Downs
2	B41	Punt	6-28	3:00	Field Goal
	S25	Kickoff	3-9	1:20	Punt
	S25	Kickoff	3-8	1:06	Punt
3	S35	Kickoff	5-19	2:26	Punt
	S25	Kickoff	7-73	2:20	Downs
	S25	Kickoff	9-75	2:27	Touchdown
4	S35	Kickoff	3-0	0:29	Punt
	S50	Punt	8-50	3:21	Touchdown
	S35	Kickoff	9-65	3:24	Touchdown

## NC State vs. Wake Forest

Qtr	Spot	Obtained	PI-Yds	TOP	Result
1	S23	Kickoff	8-19	2:41	Punt
	S12	Kickoff	0-(-9)	0:00	Fumble
	S25	Kickoff	4-11	1:49	Interception
2	S25	Kickoff	3-(-9)	1:27	Punt
	S02	Punt	3-(-1)	0:19	Punt
	S25	Kickoff	10-75	3:07	Touchdown
	S22	Kickoff	8-55	2:11	Field Goal
	S25	Kickoff	3-36	0:23	End of half
3	S25	Kickoff	1-0	0:04	Interception
	S25	Kickoff	3-(-1)	0:39	Punt
	S05	Punt	12-54	4:22	Downs
4	S08	Punt	3-(-2)	1:38	Punt
	S10	Punt	3-2	0:46	Punt
	S02	Punt	5-17	1:22	Punt
	S41	Punt	6-8	2:27	Punt

## NC State vs. Clemson

Qtr	Spot	Obtained	PI-Yds	TOP	Result
1	S25	Kickoff	3-4	1:46	Punt
	S25	Kickoff	2-(-13)	0:53	Fumble
	S24	Kickoff	3-(-3)	1:00	Fumble
	S25	Kickoff	9-33	3:01	Punt
2	S28	Punt	3-1	1:39	Punt
	S21	Kickoff	3-1	1:17	Punt
	S25	Kickoff	4-50	0:34	Fumble
	S25	Kickoff	5-75	1:56	Touchdown
3	S25	Kickoff	3-0	0:50	Punt
	S15	Punt	11-56	4:48	Field Goal
4	S35	Punt	14-56	6:08	Downs
	S23	Punt	0-0	0:00	Fumble
	S25	Kickoff	1-5	0:11	End of half

## NC State vs. Louisville

Qtr	Spot	Obtained	PI-Yds	TOP	Result
1	S22	Kickoff	10-28	4:11	Punt
	S12	Punt	6-30	1:48	Fumble
	S26	Missed FG	7-32	2:13	Interception
2	S35	Kickoff	10-54	4:13	Field Goal
	L27	Punt	4-27	1:21	Touchdown
	S20	Punt	1-4	0:37	End of half
3	S35	Kickoff	1-5	0:08	Fumble
	S38	Kickoff	3-(-11)	1:33	Punt
	S24	Kickoff	12-76	5:28	Touchdown
4	S25	Kickoff	16-65	5:23	Field Goal
	S01	Punt	13-94	2:22	Downs

# OPPONENT DRIVE CHARTS

## East Carolina vs. NC State

Qtr	Spot	Obtained	Pl-Yds	TOP	Result
1	E25	Kickoff	12-75	4:36	Fumble
	E36	Kickoff	8-34	2:21	Field Goal
	E43	Downs	3-1	0:53	Punt
	E27	Punt	12-38	3:46	Missed FG
2	E24	Kickoff	4-4	2:07	Interception
	E20	Punt	3-0	1:56	Punt
	E23	Punt	3-(-7)	1:01	Punt
	E25	Kickoff	5-20	0:51	End of half
3	E20	Punt	3-8	1:30	Punt
	E07	Kickoff	6-24	3:03	Punt
	E14	Punt	6-33	2:22	Punt
4	E25	Kickoff	3-(-7)	1:32	Punt
	E25	Kickoff	9-61	2:56	Field Goal

## Western Carolina vs. NC State

Qtr	Spot	Obtained	Pl-Yds	TOP	Result
1	W25	Kickoff	8-39	2:39	Punt
	W26	Punt	5-3	3:44	Punt
	W25	Kickoff	6-11	2:45	Punt
2	W32	Punt	3-13	1:06	Punt
	W20	Punt	3-1	1:23	Punt
	W25	Kickoff	3-5	2:05	Punt
	W10	Kickoff	5-16	1:42	Punt
3	W14	Kickoff	1-2	0:10	End of half
	W35	Kickoff	3-5	2:20	Punt
	W35	Kickoff	3-0	0:21	Punt
4	W25	Kickoff	3-7	2:57	Punt
	W35	Downs	3-(-11)	1:37	Fumble

## West Virginia vs. NC State

Qtr	Spot	Obtained	Pl-Yds	TOP	Result
1	W34	Missed FG	5-66	2:08	Touchdown
	W25	Kickoff	4-75	0:55	Touchdown
	W43	Punt	3-(-4)	1:00	Punt
2	W27	Kickoff	5-16	2:32	Punt
	W45	Punt	5-13	2:35	Punt
	W25	Kickoff	9-75	2:39	Touchdown
3	W05	Kickoff	11-89	4:10	Field Goal
	W32	Punt	4-29	1:09	Punt
	S12	Punt	3-12	0:27	Touchdown
	W19	Kickoff	3-5	0:36	Interception
	W25	Kickoff	7-75	2:46	Touchdown
4	S46	Downs	3-(-2)	2:56	Punt
	S23	Downs	4-23	1:44	Touchdown
	S43	Downs	3-1	1:34	End of half

## Ball State vs. NC State

Qtr	Spot	Obtained	Pl-Yds	TOP	Result
1	B25	Kickoff	8-20	3:13	Downs
	B25	Kickoff	9-75	3:01	Touchdown
	B25	Kickoff	6-39	1:10	Downs
2	B19	Interception	3-(-5)	1:54	Punt
	B22	Kickoff	4-10	1:19	Punt
	B25	Kickoff	6-28	1:11	Punt
	B36	Missed FG	0-0	0:00	End of half
3	B35	Punt	3-2	0:52	Punt
	B25	Kickoff	11-49	3:22	Field Goal
	B19	Punt	6-20	2:10	Punt
	S42	Downs	7-16	2:45	Field Goal
4	B30	Punt	8-59	2:26	Field Goal
	B48	Interception	3-(-9)	1:32	Punt
	B25	Kickoff	11-75	3:52	Touchdown
	B40	Kickoff	5-45	1:07	Interception

## Florida State vs. NC State

Qtr	Spot	Obtained	Pl-Yds	TOP	Result
1	F12	Punt	5-21	1:37	Punt
	F41	Punt	11-40	4:21	Field Goal
	F15	Punt	3-(-1)	1:28	Punt
2	F25	Kickoff	3-(-11)	1:38	Punt
	F35	Fumble	3-(-16)	1:16	Punt
	F25	Kickoff	5-75	1:26	Touchdown
	F39	Downs	5-61	1:51	Touchdown
	F25	Missed FG	0-0	0:00	End of half
3	S40	Kickoff	3-(-2)	0:44	Punt
	F38	Punt	7-33	2:50	Missed FG
	F31	Punt	10-32	4:16	Punt
	F49	Punt	6-51	2:30	Touchdown
	F25	Kickoff	8-75	3:51	Touchdown
4	S47	Downs	3-(-2)	1:44	Punt
	F20	Fumble	2-(-2)	1:08	End of half

## Syracuse vs. NC State

Qtr	Spot	Obtained	Pl-Yds	TOP	Result
1	O10	Kickoff	3-9	1:50	Punt
	O25	Kickoff	3-(-2)	1:24	Punt
	O25	Kickoff	3-2	1:20	Punt
	O10	Punt	5-18	1:42	Punt
2	O20	Punt	8-22	3:01	Punt
	O18	Punt	8-6	4:35	Punt
	O22	Kickoff	5-52	1:11	Missed FG
3	O29	Interception	3-0	1:18	Punt
	O25	Kickoff	10-61	3:24	Field Goal
4	O28	Punt	11-52	3:50	Downs
	O10	Punt	13-90	4:50	Touchdown
	O24	Punt	6-22	1:48	End of half

## Boston College vs. NC State

Qtr	Spot	Obtained	Pl-Yds	TOP	Result
1	B37	Kickoff	3-5	1:09	Punt
	B30	Punt	12-49	3:33	Missed FG
	B47	Punt	5-16	1:33	Punt
	S00	Interception	0-0	0:00	Touchdown
2	B02	Downs	3-4	1:07	Punt
	B27	Kickoff	11-63	4:22	Field Goal
	S47	Punt	2-47	0:56	Touchdown
	B13	Punt	3-87	1:10	Touchdown
	B01	Punt	1-2	0:25	End of half
3	B02	Downs	16-98	6:38	Touchdown
	B33	Kickoff	9-67	3:57	Touchdown
4	B14	Punt	3-3	1:53	Punt
	B46	Kickoff	6-54	3:21	Touchdown
	B30	Kickoff	3-9	2:04	End of half

## Wake Forest vs. NC State

Qtr	Spot	Obtained	Pl-Yds	TOP	Result
1	W14	Punt	13-86	3:45	Touchdown
	S03	Fumble	2-3	0:53	Touchdown
	W26	Interception	8-74	2:20	Touchdown
2	W34	Punt	4-20	2:05	Punt
	S29	Punt	5-22	2:15	Field Goal
	W25	Kickoff	9-75	2:52	Touchdown
	W25	Kickoff	13-60	3:53	Field Goal
3	W21	Kickoff	5-79	1:22	Touchdown
	S30	Interception	9-22	3:35	Field Goal
	W37	Punt	9-16	4:38	Punt
	W41	Downs	3-9	1:59	Punt
4	W49	Punt	3-3	1:02	Punt
	W46	Punt	3-4	2:32	Punt
	W18	Punt	3-2	2:27	Punt
	W15	Punt	2-(-2)	1:07	End of half

## Clemson vs. NC State

Qtr	Spot	Obtained	Pl-Yds	TOP	Result
1	C16	Kickoff	9-84	4:04	Touchdown
	C08	Punt	10-92	4:10	Touchdown
	S03	Fumble	2-3	0:36	Touchdown
	S21	Fumble	2-21	0:54	Touchdown
2	C13	Punt	9-39	4:24	Punt
	C26	Punt	7-74	2:57	Touchdown
	C30	Punt	6-70	2:22	Touchdown
	C25	Fumble	1-15	0:11	End of half
3	C25	Kickoff	11-75	6:43	Touchdown
	C20	Punt	5-6	2:00	Punt
	C25	Kickoff	3-(-1)	1:59	Punt
4	C09	Downs	5-18	2:47	Punt
	S23	Fumble	7-23	2:38	Touchdown

## Louisville vs. NC State

Qtr	Spot	Obtained	Pl-Yds	TOP	Result
1	L20	Punt	7-27	3:45	Punt
	S42	Fumble	7-16	3:10	Missed FG
2	L47	Interception	6-53	2:59	Touchdown
	L23	Kickoff	3-(-13)	2:14	Punt
	L25	Kickoff	7-29	3:24	Punt
3	L25	Kickoff	3-75	1:36	Touchdown
	S40	Fumble	2-40	0:41	Touchdown
	L36	Punt	13-64	6:06	Touchdown
4	S47	Kickoff	9-47	4:22	Touchdown
	S44	Kickoff	3-6	1:12	Punt
	L05	Downs	1-(-1)	0:45	End of half