



2019-20 GEORGIA TECH WOMEN'S BASKETBALL

Georgia Tech Athletic Association Communications & Public Relations • WBB Contact: Liz Ryan
Office: 404-894-5445 • Cell: 404-431-9619 • Email: lryan@athletics.gatech.edu • @GTWBB

2019-20 SCHEDULE

Overall: 4-0 **ACC:** 0-0 **Streak:** W4

Home: 3-0 **Away:** 1-0 **Neutral:** 0-0

Oct. 30	CLAYTON STATE (Exh.)	W, 73-35
Nov. 5	HOUSTON	W, 69-38
Nov. 10	GRAMBLING STATE	W, 89-42
Nov. 17	at Georgia	W, 73-40
Nov. 20	GEORGIA STATE	W, 69-28
Nov. 28	vs. Seton Hall^	5:15 p.m.
Nov. 29/30	vs. TBA^	TBA
Dec. 5	WISCONSIN#	7 p.m.
Dec. 8	at Kennesaw State	2 p.m.
Dec. 15	ETSU	2 p.m.
Dec. 20	vs. Texas A&M&	5 p.m.
Dec. 21	vs. Rice&	5 p.m.
Dec. 29	VIRGINIA*	2 p.m.
Jan. 2	MIAMI*	7 p.m.
Jan. 5	at Wake Forest*	Noon
Jan. 9	at Florida State*	7 p.m.
Jan. 12	CLEMSON*	2 p.m.
Jan. 16	at Syracuse*	7:30 p.m.
Jan. 19	BOSTON COLLEGE*	2 p.m.
Jan. 23	NORTH CAROLINA*	6 p.m.
Jan. 26	at Duke*	2 p.m.
Jan. 30	at Miami*	6 p.m.
Feb. 2	NOTRE DAME*	2 p.m.
Feb. 6	at Pittsburgh*	7 p.m.
Feb. 9	WAKE FOREST*	2 p.m.
Feb. 13	at Virginia Tech*	7 p.m.
Feb. 16	at NC State*	2 p.m.
Feb. 20	LOUISVILLE*	6 p.m.
Feb. 23	FLORIDA STATE*	4 p.m.
March 1	at Clemson*	2 p.m.
March 4-8	at ACC Tournament!	

Home games in BOLD

^ - Junkanoo Jam (Bimini, Bahamas)

- Big Ten/ACC Challenge

& - Coqui Classic (San Juan, Puerto Rico)

* - ACC Conference Game

! - ACC Tournament (Greensboro, N.C.)

Head Coach: Nell Fortner

Record at GT: 4-0

Season: 1st

GT vs. Seton Hall: 4-0

Last meeting vs. Seton Hall:

12/20/18 - Georgia Tech 84, Seton Hall 73



Georgia Tech
(4-0, 0-0 ACC)



Seton Hall
(4-2, 0-0 Big East)

Head Coach: Anthony Bozzella

Record at SHU: 118-82 (6th)

Coach Bozzella vs GT: 0-1

Seton Hall vs. GT: 0-4

Last game: 11/22/19

Lehigh 75, Seton Hall 68

STARTING FIVE

1. Georgia Tech makes its third appearance in the Junkanoo Jam this Thanksgiving Week and opens the tournament facing Seton Hall on Thursday afternoon. The Yellow Jackets will meet either Rutgers or Vanderbilt in game two of the tournament.
2. The Yellow Jackets opened the 2019-20 season with four wins, three coming at home in McCamish Pavilion. Tech's lone road victory occurred in Athens in historic fashion.
3. Georgia Tech held its fourth-straight regular season opponent to under 50 points in its meeting with Georgia State last week. Tech's Jasmine Carson scored a career-high 21 points in the win over the cross-town rival, while Lorela Cubaj posted the first double-double of the season with 12 points and 12 rebounds.
4. Georgia Tech and Seton Hall met last season, also on neutral ground, in the West Palm Beach Invitational. The Yellow Jackets captured the victory, 84-73, with four players scoring in double-figures. Kierra Fletcher recorded a double-double against the Pirates with 14 rebounds and 11 points.
5. Overall, Tech returns 59 percent of its scoring and 59 percent of its rebounding from last season.



Jasmine Carson scored a career-high 21 points in Tech's win over Georgia State.

SERIES HISTORY

Georgia Tech and Seton Hall have met four times in program history dating back to the first meeting in 1986. The Jackets and Pirates renewed the series last season after almost a decade break. The last two meetings have taken place on neutral ground, with last year's meeting at the West Palm Beach Invitational. In last year's victory, Tech had four players score in double-figures and was led by Kierra Fletcher with a double-double of 14 rebounds and 11 points. The Jackets shot 48.5 percent (33-68) from the field, 78.6 percent (11-14) at the free throw line and won the rebounding battle, 47-34.

LAST TIME OUT

Georgia Tech picked up its fourth win of the season over cross-town rival, Georgia State, in a midweek matchup. Sophomore Jasmine Carson ignited the offense, leading the way with a career-high 21 points, as Tech held its fourth opponent of the year to under 50 points. Junior Lorela Cubaj notched a double-double with 12 points and 12 rebounds as Tech won the battle on the glass, 50-28, and shot 47.5 percent (28-59) from the field. Georgia State was held to a dismal 16.7 percent (9-54) effort from the floor. Carson hit 4-of-6 from three-point range and connected on a personal-best eight field goals in the contest. The Jackets dished out 21 assists on 28 made field goals, led by four helpers each from Nerea Hermosa, Francesca Pan and Kierra Fletcher.

CARSON DOMINATING OFFENSIVELY

Sophomore Jasmine Carson has opened her sophomore campaign in style, recording three consecutive games in double-figures, and topping her career-high in scoring twice on the young season. Most recently, Carson ignited the Tech offense against Georgia State, dropping a personal-best 21 points in the victory, connecting on a career-high eight field goals and going 4-for-5 from three-point range. It marked her first 20-plus point outing of her career and is second on the team in scoring.

PROBABLY STARTERS (BASED ON LAST GAME)

		GP-GS	PPG	RPG	MPG	NOTES
13	F Lorela Cubaj (Jr., 6-4, Terni, Italy)	4-4	10.5	9.3	30.0	Led Tech on the glass in all four games thus far
20	C Nerea Hermosa (Fr., 6-5, Vitoria, Spain)	4-4	6.8	5.0	20.0	Scored 15 points against Grambling State
31	G Lotta-Maj Lahtinen (So., 5-7, Helsinki, Finland)	4-4	10.0	5.5	29.8	Scored career-high 16 points in opener against Houston
33	G Francesca Pan (Sr., 6-1, Bassano del Grappa, Italy)	4-4	17.5	5.5	30.0	Lead's Tech in scoring, averaging 17.5 points
41	G Kierra Fletcher (Jr., 5-9, Warren, Mich.)	4-4	11.3	6.0	30.8	Dished out 21 assists between the four opening games

OFF THE BENCH

		GP-GS	PPG	RPG	MPG	NOTES
00	F Daijah Jefferson (r-So., 6-2, Hopewell, Va.)	4-0	2.0	1.5	7.0	Added six points and three rebounds against Grambling State
2	G Jasmine Carson (So., 5-10, Memphis, Tenn.)	4-0	13.0	3.3	23.5	Scored career-high 21 points in win over Georgia State
3	G Sarah Bates (r-So., 5-9, Fresno, Calif.)	4-0	2.3	0.5	5.3	Made debut as a Yellow Jacket against Houston
4	F Anne Diouf (r-Jr., 6-4, Dakar, Senegal)	4-0	1.5	5.8	18.3	Pulled down 23 rebounds combined in Tech's games
12	G Kondalia Montgomery (So., 5-7, Tacoma, Wash.)	4-0	0.3	0.3	5.5	Recorded a steal and two assists in Tech's first games
21	F/C Ronni Nwora (Fr., 6-2, Buffalo, N.Y.)					
24	G Chanin Scott (Sr., 6-0, Charlotte, N.C.)					

QUICK FACTS

GENERAL

Full Name: Georgia Institute of Technology
 Location: Atlanta, Ga.
 Founded: 1885
 Enrollment: 32,700
 Nicknames: Ramblin' Wreck, Yellow Jackets
 Colors: Old Gold and White
 Arena (Cap.): McCamish Pavilion (8,600)
 President: Dr. Ángel Cabrera
 Athletics Director: Todd Stansbury
 Faculty Ath. Representative: Dr. Charles L. Isbell, Jr.
 Sport Administrator: Joeleen Akin

COACHING STAFF

Head Coach: Nell Fortner
 Years at Tech: 1st
 Twitter: @NellOnWheels
 Career Record: 166-117 (.581)
 Record at Tech: 4-0 (1st)
 Alma Mater: Texas, 1982
 Assistant Coaches: Tasha Butts, Blanche Alverson,
 Brandy Manning
 Director of WBB Ops: Ashlee Villarreal

TEAM INFORMATION

2018-19 Overall Record: 17-13
 2018-19 ACC Record: 7-9
 2018-19 Home Record: 11-3
 2018-19 Road Record: 3-8
 2018-19 Neutral Record: 3-2
 Letterwinners R/L: 9/4
 Starters R/L: 3/2
 Newcomers 3

HISTORY

First Year: 1974-75 (46th season)
 Overall Record: 690-631 (.521)
 ACC Record: 208-363 (.364)
 ACC Tournament Record: 18-40
 Postseason Record: 21-24 (NCAA, WNIT & AIAW)
 NCAA Appearances/Last: 9, 2014
 NCAA Tournament Record: 5-9
 WNIT Record: 14-7
 All-Time Home Record: 372-212
 All-Time Road Record: 169-282
 All-Time Neutral Record: 79-79

ATHLETIC COMMUNICATIONS & PUBLIC RELATIONS

WBB Contact: Liz Ryan
 Email: lryan@athletics.gatech.edu
 Phone: 404-894-5445
 Cell Phone: 404-431-9619
 Press Row: 404-894-5458
 Website: www.ramblinwreck.com

It is incorrect to call it "Georgia Tech University."

**Officially, it's The Georgia Institute of Technology.
 But just call us "Georgia Tech."**

2019-20 GEORGIA TECH WOMEN'S BASKETBALL ROSTER

Numerical

No.	Name	YR	HT	POS	Hometown	High School/Previous School
00	Daijah Jefferson	r-So.	6-2	F	Hopewell, Va.	Hopewell
2	Jasmine Carson	So.	5-10	G	Memphis, Tenn.	McEachern Powder Springs
3	Sarah Bates	r-So.	5-9	G	Fresno, Calif.	Clovis West/Kansas State
4	Anne Diouf	r-Jr.	6-4	F	Dakar, Senegal	IMG Academy
12	Kondalia Montgomery	So.	5-7	G	Tacoma, Wash.	Lincoln
13	Lorela Cubaj	Jr.	6-4	F	Terni, Italy	Istituto Paritario G. Parini
20	Nerea Hermosa	Fr.	6-5	C	Vitoria, Spain	IES Joaquim Blume
21	Ronni Nwora	Fr.	6-2	F/C	Buffalo, N.Y.	The Park School of Buffalo
24	Chanin Scott	Sr.	6-0	G	Charlotte, N.C.	Myers Park
31	Lotta-Maj Lahtinen	So.	5-7	G	Helsinki, Finland	Makelanrinne Sports
33	Francesca Pan	Sr.	6-1	G	Bassano del Grappa, Italy	Istituto G. Parini Mestre
41	Kierra Fletcher	Jr.	5-9	G	Warren, Mich.	Warren Cousino

Alphabetical

No.	Name	YR	HT	POS	Hometown	High School/Previous School
3	Sarah Bates	r-So.	5-9	G	Fresno, Calif.	Clovis West/Kansas State
2	Jasmine Carson	So.	5-10	G	Memphis, Tenn.	McEachern Powder Springs
13	Lorela Cubaj	Jr.	6-4	F	Terni, Italy	Istituto Paritario G. Parini
4	Anne Diouf	r-Jr.	6-4	F	Dakar, Senegal	IMG Academy
41	Kierra Fletcher	Jr.	5-9	G	Warren, Mich.	Warren Cousino
20	Nerea Hermosa	Fr.	6-5	C	Vitoria, Spain	IES Joaquim Blume
5	Daijah Jefferson	r-So.	6-2	F	Hopewell, Va.	Hopewell
31	Lotta-Maj Lahtinen	So.	5-7	G	Helsinki, Finland	Makelanrinne Sports
12	Kondalia Montgomery	So.	5-7	G	Tacoma, Wash.	Lincoln
22	Ronni Nwora	Fr.	6-2	F/C	Buffalo, N.Y.	The Park School of Buffalo
33	Francesca Pan	Sr.	6-1	G	Bassano del Grappa, Italy	Istituto G. Parini Mestre
24	Chanin Scott	Sr.	6-0	G	Charlotte, N.C.	Myers Park

Head Coach: Nell Fortner (Texas, 1982), 1st season

Assistant Coach: Tasha Butts (Tennessee, 2004), 1st season

Assistant Coach: Blanche Alverson (Auburn, 2013), 1st season

Assistant Coach: Brandy Manning (Clark Atlanta, 2002), 1st season

Chief of Staff: Mickie DeMoss (Louisiana Tech, 1977)

Director of Operations: Ashlee Villarreal (Texas Tech, 2017)

Assistant Director of Operations: Brittini Oliver (Tusculum College, 2011)

Director of Video: Sydney Durrah (Maryland, 2015)

Recruiting Operations: Cortnee Walton (Louisville, 2015)

Athletic Trainer: Rachel Matthews

Player Development Coach: Yolanda Berryhill

HOW TO SAY IT

Lorela Cubaj	low-rell-UH coo-BYE	Ronni Nwora	WOR-uh ('N' is silent)
Anne Diouf	ON Dioof	Francesca Pan	Pawn
Nerea Hermosa	nu-RAY-uh her-MOS-a		
Daijah Jefferson	day-JUH		
Lotta-Maj Lahtinen	LOW-tah MY LAW-tin-in		

BY CLASS:

Seniors (2): Francesca Pan, Chanin Scott
 Juniors (3): Lorela Cubaj, Anne Diouf, Kierra Fletcher
 Sophomores (5): Sarah Bates, Jasmine Carson, Daijah Jefferson, Lotta-Maj Lahtinen, Kondalia Montgomery
 Freshman (2): Nerea Hermosa, Ronni Nwora

BY STATE/COUNTRY:

California: Sarah Bates
 Finland: Lotta-Maj Lahtinen
 Italy: Francesca Pan, Lorela Cubaj
 Michigan: Kierra Fletcher
 New York: Ronni Nwora
 North Carolina: Chanin Scott
 Senegal: Anne Diouf
 Spain: Nerea Hermosa
 Tennessee: Jasmine Carson
 Virginia: Daijah Jefferson
 Washington: Kondalia Montgomery

BY POSITION:

Guards: Sarah Bates, Jasmine Carson, Kierra Fletcher, Lotta-Maj Lahtinen, Kondalia Montgomery, Francesca Pan, Chanin Scott
 Forwards: Lorela Cubaj, Anne Diouf, Daijah Jefferson, Ronni Nwora
 Center: Nerea Hermosa

SERIES HISTORY

Overall: Georgia Tech leads 4-0

Current Streak: Georgia Tech, W4

Home Games: Georgia Tech leads 2-0

Last: 12/29/95 - Georgia Tech 82, Seton Hall 67

Away Games: N/A

Last: N/A

Neutral Sites: Georgia Tech leads 2-0

Last Meeting: 12/20/18 - Georgia Tech 84, Seton Hall 73

LAST MEETINGS VS. SETON HALL

Dec. 20, 2018	n	W	84-73
Nov. 27, 2009	n	W	57-51
Dec. 29, 1995	h	W	82-67
Nov. 29, 1986	h	W	72-65

TEAM COMPARISON



Record	4-0
Conference Record	0-0
Points per game	75.0
Scoring Margin	+38.0
FG Percentage	.445
3-pt FG Percentage	.388
3-pt FG Made Per Game	7.8
FT Percentage	.661
Rebounds per game	45.8
Rebounding Margin	+17.3
Assists Per Game	16.8
Turnovers Per Game	12.8
Turnover Margin	+8.0
Steals Per Game	9.5
Blocks Per Game	6.0



Record	4-2
Conference Record	0-0
Points per game	70.2
Scoring Margin	+13.8
FG Percentage	.412
3-pt FG Percentage	.318
3-pt FG Made Per Game	6.8
FT Percentage	.733
Rebounds per game	38.8
Rebounding Margin	+3.2
Assists Per Game	14.8
Turnovers Per Game	15.0
Turnover Margin	+4.5
Steals Per Game	10.7
Blocks Per Game	2.5

TOP STAT LEADERS

POINTS

Francesca Pan, Sr., G
• 17.5 ppg

REBOUNDS

Lorela Cubaj, Jr., F
• 9.3 rpg

ASSISTS

Kierra Fletcher, Jr., G
• 5.3 apg

STEALS

Kierra Fletcher, Jr., G
• 2.0 spg

POINTS

Desiree Elmore, Jr., G/F
• 17.0 ppg

REBOUNDS

Desiree Elmore, Jr., G/F
• 9.7 rpg

ASSISTS

Lauren Park-Lane, Fr., G
• 5.0 apg

STEALS

Alexis Lewis, Sr., G/F
• 2.3 spg

TECH FOR THREE!

In Tech's win at Georgia (11/17), five different Yellow Jackets recorded a three-pointer as Tech sank 12 triples in the win. The 12 three-pointers marked only the sixth time in program history Tech has hit 12 or more treys in a game. The all-time record is 14 three-pointers (vs. App State, 12/11/16), followed by 13 three-pointers twice and three times sinking 12.

VICTORY TO REMEMBER

Tech's first true road game of the season proved to be one for the record books as the Yellow Jackets recorded their first-ever win at Georgia on Nov. 17. The Jackets were 0-17 when competing in Athens entering the contest, snapping the streak. With the win, Tech has now won three of the past four meetings between the in-state rivals. The Jackets were held without a field goal in the opening eight minutes of the game and fell into a 13-1 deficit, but Tech remained confident and outscored the Lady Bulldogs, 72-27 over the remainder of the game.

MAKING HISTORY

In Tech's game against Grambling State, the Yellow Jackets recorded just five turnovers in the outing, which marked a program record for lowest turnovers in a game. The previous record was six turnovers, recorded three times, most recently against Davidson on Dec. 2, 2003.

SCORING DEFENSE

In Tech's first two games (Houston and Grambling State), the Jackets held their opponents to a combined four points in the second quarter (one field goal, two free throws).

In its season-opener, Georgia Tech held Houston to just one point in the second quarter, a free throw early in the frame. The Cougars shot 31.3 percent from the field for the game. Grambling State scored three points in the second quarter, hitting a free throw and field goal. The Tigers shot 33.3 percent for the game.

With Tech's strong start to the season, it ranks first in scoring defense in the ACC, allowing 37.0 points per game. It ranks ninth in scoring offense, averaging 75.0 points per game.

Nationally, Tech ranks first in scoring defense, third in rebound margin, fifth in scoring margin, fifth in three-point FG defense and ninth in FG percentage defense, out of 348 programs.

Last season, the Yellow Jackets held Wofford (Dec. 30) to a mere two points in the opening period. The Terriers finished the game shooting 26.7 percent from the field. In 2017-18, Tech held Clemson to three points in the second quarter (12/31). Clemson shot 24.5 percent for the game.

ON THE GLASS

In Tech's first four games, the Yellow Jackets have averaged 45.8 rebounds per game, paced by Lorela Cubaj's 9.3 rpg average. Kierra Fletcher follows Cubaj with 6.0 rpg. Tech ranks fifth in the ACC in rebounding offense, first in defense, allowing 28.5 rpg by its opponents, first in rebounding margin (+17.25), and third in offensive rpg (16.75).

NEW ERA

Georgia Tech begins a new era of women's basketball under head coach Nell Fortner who was hired as the sixth head coach in program history on April 9. One of the most successful coaches in women's basketball history, Fortner has led programs at all levels including collegiate, professional and international stages. Fortner has led teams to Big Ten and Southeastern Conference championships and won three gold medals on the international stage, including the gold medal at the 2000 Summer Olympics in Sydney, Australia.

At the collegiate level, Fortner enters her 10th season as a head coach having led the helm at Purdue (one sea-

ACC PRESEASON PREDICTIONS

2019-20 Predicted Order of Finish

Blue Ribbon Panel

1. Louisville (34)
2. NC State (8)
3. Florida State (3)
4. Notre Dame (4)
5. Miami
6. Syracuse
7. Duke
8. Clemson
9. North Carolina
10. Virginia Tech
11. Virginia
12. Georgia Tech
13. Boston College
14. Pitt
15. Wake Forest

Coaches

1. Louisville (13)
2. NC State (2)
3. Florida State
4. Miami
5. Notre Dame
6. Syracuse
7. Duke
8. Clemson
9. North Carolina
10. Virginia Tech
11. Georgia Tech
12. Virginia
13. Boston College
14. Pitt
15. Wake Forest

Blue Ribbon Panel Preseason Player of the Year

Beatrice Mompremier - Miami

Coaches Preseason Player of the Year

Beatrice Mompremier - Miami

2019-20 Blue Ribbon Panel Preseason All-ACC Team

Kobi Thornton - Clemson
Haley Gorecki - Duke
Nicki Ekhomu - Florida State
Kiah Gillespie - Florida State
Elizabeth Balogun - Louisville
Dana Evans - Louisville
Beatrice Mompremier - Miami
Elissa Cunane - NC State
Janelle Bailey - North Carolina
Jocelyn Willoughby - Virginia

2019-20 Coaches Preseason All-ACC Team

Kobi Thornton - Clemson
Haley Gorecki - Duke
Nicki Ekhomu - Florida State
Kiah Gillespie - Florida State
Elizabeth Balogun - Louisville
Beatrice Mompremier - Miami
Elissa Cunane - NC State
Aislinn Konig - NC State
Janelle Bailey - North Carolina
Jocelyn Willoughby - Virginia

2019-20 Blue Ribbon Panel Newcomer Watch List

River Baldwin - Florida State
Nyah Green - Louisville
Jakia Brown-Turner - NC State
Sam Brunelle - Notre Dame
Anaya Peoples - Notre Dame

2019-20 Coaches Newcomer Watch List

River Baldwin - Florida State
Nyah Green - Louisville
Jakia Brown-Turner - NC State
Sam Brunelle - Notre Dame
Anaya Peoples - Notre Dame

son) and Auburn (eight seasons).

APPROACHING A MILESTONE

The team's leading returning scorer from last season, senior Francesca Pan became the 31st player in Georgia Tech women's basketball program history to score 1,000-career points last season. Returning to The Flats for her final campaign this season, Pan is approaching another milestone as the Italian native needs to make 56 three-pointers to tie the all-time career three-point leader. Chioma Nnamaka owns the program record having recorded 269 three-pointers from 2005-08. Pan currently sits fourth all-time with 213 career three-pointers.

BE ON THE LOOKOUT

Senior Francesca Pan was one of 20 candidates tabbed to the 2020 Cheryl Miller Award watch list by the Naismith Memorial Basketball Hall of Fame and the WBCA. The award recognizes the top small forwards in women's NCAA Division I college basketball. It marks the second year Pan was named to the

TOP 25 POLLS

ASSOCIATED PRESS

- 1 Oregon
- 2 Baylor
- 3 Stanford
- 4 UConn
- 5 South Carolina
- 6 **Texas A&M**
- 7 Oregon State
- 8 **Louisville**
- 9 Maryland
- 10 Mississippi State
- 11 UCLA
- 12 **Florida State**
- 13 Kentucky
- 14 **NC State**
- 15 Michigan State
- 16 **Miami**
- 17 **Syracuse**
- 18 Indiana
- 19 DePaul
- 20 Arkansas
- 21 Michigan
- 22 South Florida
- 23 Gonzaga
- 24 Tennessee
- 25 West Virginia

USA TODAY COACHES

- 1 Oregon
- 2 Baylor
- 3 Stanford
- 4 UConn
- 5 Maryland
- 6 Oregon State
- 7 **Texas A&M**
- 8 Mississippi State
- 9 **Louisville**
- 10 South Carolina
- 11 UCLA
- 12 **NC State**
- 13 **Florida State**
- 14 **Notre Dame**
- 15 Texas
- 16 Kentucky
- 17 **Syracuse**
- 18 Arizona State
- 19 **Miami**
- 20 DePaul
- 21 Michigan State
- 22 Arkansas
- 23 Gonzaga
- 24 Iowa State
- Michigan

Bold = 2019-20 Opponent

WINS AGAINST RANKED FOES

Jan. 6, 1987	#13 Maryland	H	81-80 (OT)
Jan. 21, 1989	#13 Virginia	H	105-80
Jan. 2, 1990	#6 NC State	H	79-78
Jan. 18, 1990	#15 Maryland	H	70-68
Jan. 17, 1992	#16 NC State	H	83-72
Feb. 4, 1992	at #18 Clemson	A	59-57
March 7, 1992	vs. #4 Maryland	N	68-67
March 8, 1992	vs. #18 Clemson	N	74-73
Jan. 15, 1993	#15 North Carolina	H	73-63
Jan. 25, 1996	#18 Clemson	H	55-38
Feb. 25, 1996	at #17 Clemson	A	72-62
Jan. 5, 1997	#7 NC State	H	73-72
Feb. 13, 1997	#9 Virginia	H	72-60
Dec. 6, 1997	#9 Virginia	H	84-65
Dec. 5, 1998	at #17/14 NC State	A	74-73
Jan. 24, 1999	#7/6 North Carolina	H	91-84
Jan. 13, 2000	#15/12 North Carolina	H	55-44
Feb. 24, 2000	at #14/11 NC State	A	69-52
March 4, 2000	vs. #15/14 NC State	N	71-62
Jan. 7, 2001	#25 Virginia	H	70-65
Feb. 8, 2001	at #24 Virginia	A	87-70
Jan. 17, 2002	at #17/15 North Carolina	A	81-62
Dec. 27, 2002	vs. #24/22 Georgia	N	55-49
Dec. 3, 2004	#6/6 Georgia	H	55-49
Feb. 1, 2007	#4/4 Maryland	H	77-72
Dec. 3, 2008	#21/24 Michigan St.	H	70-57
Jan. 22, 2009	#2/3 North Carolina	H	66-62
March 1, 2009	#22/19 Virginia	H	74-66
Dec. 5, 2010	#21/22 Georgia	H	69-53
Jan. 6, 2011	#8/8 North Carolina	H	71-70
Feb. 24, 2011	at #13/16 North Carolina	A	64-57
March 4, 2011	vs. #13/15 Maryland	N	70-64
Feb. 12, 2012	at #23/RV North Carolina	A	56-64
March 20, 2012	vs. #17/16 Georgetown	N	76-64
Feb. 6, 2014	#13/11 North Carolina	H	94-91
Feb. 26, 2015	#16/17 Duke	H	71-62
Jan. 15, 2017	#24 Syracuse	H	75-66
Nov. 18, 2018	#14 Georgia	H	63-53
Jan. 20, 2019	#12/12 Syracuse	H	65-55

LAST WIN VS. RANKED OPPONENT

Tech's last win against a ranked opponent came vs. No. 12 Syracuse, 65-55, on Jan. 20, 2019 in McCamish Pavilion. Tech has taken two of the last three games against the Orange. Syracuse was nationally-ranked in both Tech victories.

Watch List as the Jacket was placed on it as a junior.

WHAT RETURNS

Georgia Tech returns nine letterwinners from last season's squad and welcomes three newcomers. The Jackets return 59 percent of its scoring from last season and 59 percent of its rebounding.

WHAT'S NEW?

Even though Tech returns the core of its roster from last season, the Jackets welcomed three newcomers to the squad.

Sarah Bates - A 5-9 redshirt-sophomore guard from Fresno, Calif., Bates redshirted last season at Kansas State and will have three years of eligibility remaining on The Flats. She was granted immediate eligibility from NCAA for this season. Due to NCAA transfer rules, Bates sat out last season at Kansas State after transferring from UC Santa Barbara where she played her freshman season (2017-18). During her inaugural collegiate season, Bates played in 29 games with 25 starts for the Gauchos and averaged 10.9 points per game, ranking 14th in the Big West Conference in scoring. Against Big West opponents, Bates averaged 13.1 points per game to rank 13th in the league in scoring. She shot 41.2 percent from three-point range, going 61-for-148 to lead UC Santa Barbara and rank fourth in the Big West in three-point field goals made. She finished the season with 82 assists, 69 rebounds, 17 steals and 16 double-figure scoring games, including four games with 20 or more points. She opened her collegiate career scoring 25 points at Northern Arizona and matched her season-high again at UC Davis later in the season.

Nerea Hermosa - Member of Spain's National Team...First participated with the National Team with the U14 team, playing in the BAM International Tournament in Slovenia...Earned MVP in round seven for her 27-point, seven-rebound performance against Barça-CBS... Competed in U16 European Championship when Spain finished fifth... Averaged 4.8 points and 3.0 rebounds per game during the tournament... Played with U17 Spanish National Team in World Cup in Belarus... Averaged 10.1 points, 8.7 rebounds and 1.0 blocks per game as Spain finished fifth... Ranked No. 5 international recruit by Prospects Nation, No. 6 by Go Global and No. 15 international ranking by Collegiate Girls Basketball Report when she signed with Georgia Tech.

Ronni Nwora - Multi-sport athlete at The Park School of Buffalo, competing in basketball, soccer and tennis... Basketball team captain all four years... Twice named the Monseigneur Martin second team (2016-18) award by Monseigneur Martin Class B league... Earned Monseigneur Martin first team honors in 2018-19... Scored 1,000 career points during her senior year... Tabbed the school's Female Scholar Athlete of the Year in 2018-19... Earned Monseigneur Martin second team accolades in soccer.

COMPETITION AWAITS

The Yellow Jackets have a competitive 2019-20 schedule ahead of them as they have the potential to face 15 teams that reached postseason play last season, nine from the ACC. Eleven teams reached the NCAA Tournament last season including Rutgers (Junkanoo Jam), Texas A&M and Rice in non-conference action, and Miami, Florida State, Clemson, Syracuse, North Carolina, Notre Dame, NC State and Louisville in league play. Three teams competed in the WNIT: Houston, Seton Hall and Virginia Tech.

ACC PREDICTIONS

In the ACC Preseason polls, Georgia Tech was picked to finish 11th by the league's head coaches and 12th by the Blue Ribbon Panel. Louisville was the preseason favorite in both polls.

HOME SWEET HOME

All time, the Yellow Jackets are 370-211 (.620) when playing at home. The Jackets have won the last six-consecutive

home openers dating back to the 2012-13 season.

ALL OVER THE WORLD

Georgia Tech's roster boasts players from seven different states and four different countries. Senior Francesca Pan (Bassano del Grappa, Italy), juniors Anne Francoise Diouf (Dakar, Senegal), Lorela Cubaj (Termini, Italy), sophomore Lotta-Maj Lahtinen (Helsinki, Finland) and freshman Nerea Hermosa (Vitoria, Spain) are Georgia Tech's five international student-athletes.

This past summer, Tech had three student-athletes representing their home countries on their National Teams. Junior Lorela Cubaj competed for the Italian National Senior Team for the first time, while Lotta-Maj Lahtinen and Nerea Hermosa each represented their home countries national teams.

HOW DO YOU SAY...

Between Tech's five international players, several different languages are spoken. Check out who can speak what languages below:

Francesca Pan (Bassano del Grappa, Italy) - Italian, Spanish, English

Lorela Cubaj (Termini, Italy) - Italian, English, Spanish, Albanian

Lotta-Maj Lahtinen (Helsinki, Finland) - Finnish, English, Swedish, Russian

CAREER DOUBLE-DOUBLES

LORELA CUBAJ - 5

- 17 pts, 13 rebs vs. Bethune-Cookman - 3/15/18
- 13 pts, 12 rebs vs. Wofford - 12/30/18
- 13 pts, 11 rebs vs. Duke - 1/10/18
- 17 pts, 12 rebs at UNC - 1/31/19
- 12 pts, 12 rebs vs. Georgia State - 11/20/19

CHANIN SCOTT - 3

- 11 pts, 10 rebs. vs. North Carolina - 3/7/19
- 16 pts, 13 rebs. at Princeton - 11/19/17
- 13 pts, 11 rebs. vs. Georgia State - 12/3/16

KIERRA FLETCHER - 2

- 11 pts, 14 rebs. vs. Seton Hall - 12/20/18
- 13 pts, 11 rebs vs. Clemson - 2/21/19

FRANCESCA PAN - 1

- 11 pts, 10 rebs vs. Syracuse - 1/20/19

LARGEST HOME CROWDS

1.	11/21/10	#1/1 UConn	L, 71-51	7,325
2.	2/8/95	#11/11 UNC	L, 84-62	6,621
3.	12/5/08	Georgia	W, 57-42	6,212
4.	2/7/99	#9/11 Duke	L, 74-73	6,058
5.	11/11/12	#20/16 Tenn.	L, 54-71	5,517
6.	1/23/93	#10 Virginia	L, 107-81	4,158
7.	2/21/93	Wake Forest	W, 85-72	4,136
8.	2/16/03	Virginia	L, 56-54	4,044
9.	1/26/02	Clemson	W, 83-78	3,965
10.	12/13/09	MVSU	W, 89-41	3,864
11.	1/20/96	#7/7 Virginia	L, 79-58	3,849
12.	1/8/04	#1/2 Duke	L, 45-77	3,833
13.	2/11/96	Wake Forest	W, 75-65	3,827
14.	2/18/99	#17/17 Virginia	L, 73-86	3,812
15.	1/13/03	#1/1 Duke	L, 59-79	3,592
16.	1/9/00	#14/10 Duke	L, 45-64	3,512
17.	2/27/94	Duke	W, 64-56	3,385
18.	2/10/08	#3/3 UNC	L, 61-75	3,257

RECORD WHEN...

At home	3-0
On road	1-0
Neutral	0-0
Against ranked teams	0-0
In games decided by 3 pts or less	0-0
In games decided by 4-5 pts	0-0
In games decided by 6-10 pts	0-0
In games decided by 11-20 pts	0-0
In games decided by 21+ pts	4-0
Leading at half	4-0
Tied at half	0-0
Trailing at half	0-0
Leading with 10:00 remaining	4-0
Trailing with 10:00 remaining	0-0
Leading with 5:00 remaining	4-0
Trailing with 5:00 remaining	0-0
GT shoots 40% or better	3-0
GT shoots less than 40%	1-0
GT shoots same/better than opp	4-0
Opp. shoots 40% or better	0-0
Opp. shoots less than 40%	3-0
GT out-rebounds opp	4-0
Opp. out-rebounds GT	0-0
Teams tied in rebounding	0-0
GT shoots 70% or better on FT's	1-0
GT has more/same FT attempts	3-0
Opp. has more FT attempts	1-0
GT shoots 30% or better on 3pt	3-0
GT shoots less than 30% on 3pt	1-0
Opp. shoots 30% or better on 3pt	1-0
Opp. shoots less than 30% on 3pt	3-0
GT has more/same TO than opp	0-0
GT scores 90+ pts	0-0
GT scores 80-89 pts	1-0
GT scores 70-79 pts	1-0
GT scores 60-69 pts	2-0
GT scores 50-59 pts	0-0
GT scores less than 50 pts	0-0
Opp. scores 90+ pts	0-0
Opp. scores 80-89 pts	0-0
Opp. scores 70-79 pts	0-0
Opp. scores 60-69 pts	0-0
Opp. scores 50-59 pts	0-0
Opp. scores less than 50 pts	4-0
On Mondays	0-0
On Tuesdays	1-0
On Wednesdays	1-0
On Thursdays	0-0
On Fridays	0-0
On Saturdays	0-0
On Sundays	2-0
In November	4-0
In December	0-0
In January	0-0
In February	0-0
In March	0-0
In Overtime	0-0

THE LAST TIME...

The Last Time (Team)

Tech scored 100 points in a game:	102 vs. Southeastern Louisiana, November 18, 2015
Tech scored 100 points in an ACC game:	101 at Virginia, March 2, 2008 (2 OT)
A Tech opponent scored 100 points:	103 at Virginia, March 2, 2008 (2 OT)
Tech scored 60-69 points in a half:	60 vs. Morgan State, Nov. 16, 2014
Tech scored 70+ points in a half:	70 vs. Presbyterian (2nd half), Dec. 2, 1985
Tech won an overtime game:	vs. Wake Forest (89-82), Jan. 31, 2013
Tech lost an overtime game:	at Houston (95-89), Nov. 9, 2018
Tech played a double overtime game:	at Houston (95-89), Nov. 9, 2018
Tech played a triple overtime game:	vs. Michigan (89-79), April 1, 2017
Tech shot 70 percent for a half:	76.9 (20-26) at Houston, Nov. 9, 2018
Tech shot 80 percent for a half:	Never
Tech shot 60 percent from the field in a game:	63.5 (40-63) vs. Kennesaw State, Nov. 22, 2011
Tech shot 90 percent from the free throw line in a game (min. 10 att.):	92.3 (12-13), Wake Forest, Feb. 10, 2019
Tech shot 100 percent from the free throw line in a game (min. 10 att.):	1.000 (14-14), Virginia, Jan. 25, 2015
Tech shot less than 40 percent from the field in a game:	39.4 (26-66) vs Houston, Nov. 5, 2019
Tech shot less than 30 percent from the field in a half:	27.3 (9-33) at Miami, Feb. 28, 2019
Tech shot less than 50 percent from the free throw line in a game:	33.3 (4-12) vs. Florida State, March 3, 2019
Opponent shot less than 50 percent from the free throw line in a game:	38.9 (7-18), vs Georgia State, Nov. 20, 2019
Tech did not make a 3-point field goal:	vs Virginia, Jan. 28, 2018
Tech held an opponent under 30 percent shooting:	16.7 (9-54), vs. Georgia State, Nov. 20, 2019
An opponent shot 60 percent:	62.3 (33-53) vs Notre Dame, Jan. 7, 2018
Tech attempted 50 free throws:	51 (made 34) vs. Alabama State, Nov. 24, 2015
Tech made 40 free throws:	Never
Tech defeated a top-10 opponent:	No. 8/8 North Carolina, 71-70, Jan. 6, 2011
Tech defeated a top-25 opponent:	No. 12 Syracuse, 65-55, Jan. 20, 2019
Tech defeated a top-25 opponent on the road:	No. 23/RV North Carolina, 56-54, Feb. 12, 2012

The Last Time (Player)

A player scored 40+ points:	Niesha Butler (40) vs. Florida State, Jan. 2, 1999
A player scored 35-39 points:	Elizabeth Balogun (35) at North Carolina, Jan. 31, 2019
A player scored 30-34 points:	Elizabeth Balogun (30) vs. Seton Hall, Dec. 20, 2018
Two players scored 20+/same game:	Kierra Fletcher (22) & Elizabeth Balogun (20) vs. Syracuse, Jan. 20, 2019
Three players scored 20+/same game:	Alex Montgomery (26), Janie Mitchell (20) and Iasia Hemingway (20) vs. Maryland, Jan. 20, 2008
Four players scored 20+/same game:	Never
A player had back-to-back 30+ point games:	Carla Munnion (34) vs. Manhattan, Jan. 23, 1995, and (35) vs. Chattanooga, Dec. 13, 1995
A player had 20+ rebounds:	Kisha Ford (21) vs. Mercer, Nov. 25, 1996
A player had 15-19 rebounds:	Elizabeth Dixon (17) vs. Duke, Jan. 10, 2019
Two players had a double-double	E. Dixon (22 pts, 17 rebs) and L. Cubaj (13 pts, 11 rebs) vs. Duke, Jan. 10, 2019
Two players had double-figure rebounds in the same game:	Cubaj (10 rebs) and Balogun (10 rebs) at Louisville, Jan. 13, 2019
Three players had double-figure rebounds in the same game:	Roddreka Rogers (12), Katarina Vuckovic (12) and Zaire O'Neil (11), NC State, Feb. 12, 2015
One player had a double-double (Pts and Ast):	Aaliyah Whiteside (14 pts, 11 asts) vs. Prairie View A&M, Dec. 15, 2015
One player had a double-double (Pts and Steals):	Dawnn Maye (23 pts, 10 steals) vs. Marquette, Nov. 18, 2012
A player had a double-double in consecutive games:	Elizabeth Dixon - vs. Western Carolina, Nov. 14, 2018 (13 pts, 10 rebs.) vs. Georgia, Nov. 18, 2018 (10 pts, 11 rebs.)
A player had a triple-double (Pts, Reb, Asst):	Milli Martinez (12 pts, 10 reb, 10 asst) vs. Morris Brown, Feb. 23, 2002
A player had 20 points and 20 rebounds in the same game:	Kisha Ford (21 pts, 21 reb) vs. Mercer, Nov. 25, 1996
A player had 10-14 assists in a game:	Aaliyah Whiteside (11) vs. Prairie View A&M, Dec. 15, 2015
A player had 15+ assists in a game:	Nina Bärlin (17) vs. Virginia, Jan. 10, 2002
A player had 10+ assists in three consecutive games:	Nina Bärlin (11) vs. E. Washington, Nov. 24, 2001, (14) vs. Arkansas St., Dec. 1, 2001, (11) vs. Southern, Dec. 2, 2001, (13) vs. Florida State, Dec. 5, 2001
A player topped the team in scoring, rebounds, and assists for a game:	Elizabeth Dixon, 18 pts, 9 reb, 3 ast vs. ISU, Nov. 23, 2018
A player played every minute of a game:	Elizabeth Balogun at North Carolina, Jan. 31, 2019
A player had five blocked shots in a game:	Elizabeth Balogun (6) vs. Syracuse, Jan. 20, 2019
A player had five blocked shots in back-to-back games:	Zaire O'Neil (5) vs. Syracuse, Feb. 8, 2015 (6) vs. NC State, Feb. 12, 2015
A player had 10+ steals in a game:	Dawnn Maye (10) vs. Marquette, Nov. 18, 2012

STARTING LINEUPS

Game		F	C	G/F	G	G
N5	Houston	Cubaj	Hermosa	Pan	Lahtinen	Fletcher
N10	Grambling State	Cubaj	Hermosa	Pan	Lahtinen	Fletcher
N17	at Georgia	Cubaj	Hermosa	Pan	Lahtinen	Fletcher
N20	Georgia State	Cubaj	Hermosa	Pan	Lahtinen	Fletcher

SPECIALTY STATS (GT/Opp)

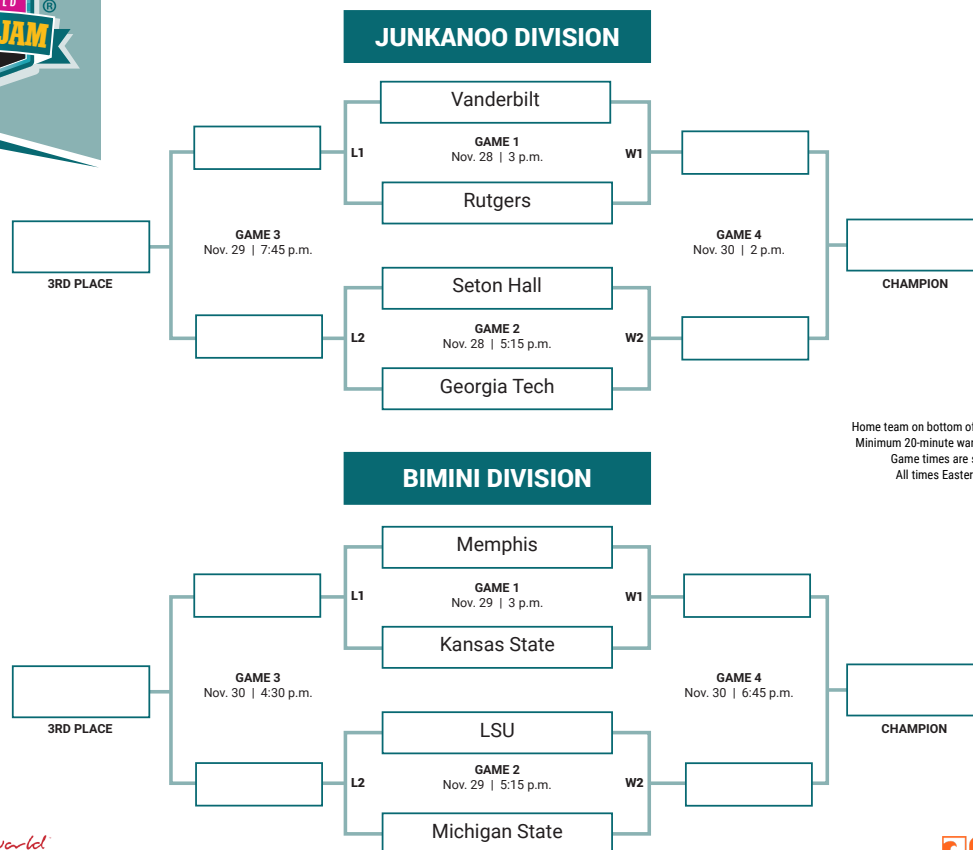
Game		Paint	Off T0	2ndCh	FBreak	Bench
N5	Houston	30/24	25/12	12/5	14/3	9/7
N10	Grambling State	42/16	24/6	17/0	17/4	22/11
N17	at Georgia	22/26	27/5	8/8	9/2	15/12
N20	Georgia State	36/8	22/6	11/0	8/4	30/16



2019 WOMEN'S JUNKANOO JAM

AT RESORTS WORLD BIMINI

NOV. 28-30, 2019 | BIMINI, BAHAMAS | JUNKANOOJAM.COM



GEORGIA TECH IN THE JUNKANOO JAM

TECH IN BIMINI

Georgia Tech will be making its third appearance in the Junkanoo Jam this week. In the previous two appearances, the Jackets have gone 3-1 in the tournament, claiming the Freeport Division title in 2016 (their first appearance). In 2017, Tech went 1-1 in the tournament, falling in the Junkanoo Division championship game to No. 8/9 Baylor.

No strangers to the Bahamas, Tech also participated in the Bahamas Sunsplash Shootout in Nassau in December, 2011. The Jackets won two games in the tournament, defeating SIU-Edwardsville and Central Arkansas.

Between both tournaments, Tech is 5-1 when competing in the Bahamas.

JACKETS IN BIMINI

Senior Francesca Pan will make her third appearance in Bimini this tournament. In four games in Bimini, the Italian native has recorded 63 points, 16 free throws, 14 rebounds, nine three-pointers and seven assists. Pan has averaged 15.8 points per game and shot

38.0 percent (19-50) in four games in the Junkanoo Jam.

Also making repeat appearances in Bimini are juniors Kierra Fletcher and Lorela Cubaj (both took part in the 2017 Junkanoo Jam). Cubaj has averaged 6.0 rebounds and 5.0 points in Bimini, while Fletcher has averaged 4.5 rebounds and 4.0 points.

UP NEXT

Georgia Tech will meet either Rutgers or Vanderbilt in game two of the 2019 Junkanoo Jam. Rutgers, a NCAA Tournament team participant last season, enters the tournament with a 4-1 record before facing Vanderbilt in the opener.

Vanderbilt also carries a 4-1 ledger into the Junkanoo Jam and has opened the 2019-20 season with a five-game homestand.

TECH'S RESULTS IN JUNKANOO JAM

2016-17 Junkanoo Jam

11/25/16	vs. Dayton	W, 81-68
11/26/19	vs. Mizzou	W, 72-70

*Freeport Division Champions

2017-18 Junkanoo Jam

11/23/17	vs. Pennsylvania	W, 69-55
11/25/17	vs. No. 8/9 Baylor	L, 80-57

*Advanced to Junkanoo Division Championship Game

2019-20 GEORGIA TECH STATISTICS

RECORD:	OVERALL	HOME	AWAY	NEUTRAL
ALL GAMES	4-0	3-0	1-0	0-0
CONFERENCE	0-0	0-0	0-0	0-0
NON-CONFERENCE	4-0	3-0	1-0	0-0

#	Player	gp-gs	min	avg	Total		3-Point		F-Throw		Rebounds											
					fg-fga	fg%	3fg-fga	3fg%	ft-fga	ft%	off	def	tot	avg	pf	dq	a	to	blk	stl	pts	avg
33	Pan, Francesca	4-4	120	30.0	25-57	.439	13-33	.394	7-8	.875	4	18	22	5.5	5	0	10	8	4	3	70	17.5
02	Carson, Jasmine	4-0	94	23.5	20-40	.500	9-18	.500	3-6	.500	6	7	13	3.3	3	0	3	4	1	6	52	13.0
41	Fletcher, Kierra	4-4	123	30.8	18-34	.529	1-2	.500	8-11	.727	11	13	24	6.0	6	0	21	10	1	8	45	11.3
13	Cubaj, Lorela	4-4	120	30.0	17-39	.436	2-6	.333	6-10	.600	13	24	37	9.3	12	0	8	7	8	7	42	10.5
31	Lahtinen, Lotta-Maj	4-4	119	29.8	15-37	.405	5-15	.333	5-7	.714	14	8	22	5.5	8	0	12	1	1	2	40	10.0
20	Hermosa, Nerea	4-4	80	20.0	10-21	.476	0-0	.000	7-10	.700	6	14	20	5.0	11	0	8	6	3	6	27	6.8
03	Bates, Sarah	4-0	21	5.3	3-8	.375	1-5	.200	2-4	.500	0	2	2	0.5	1	0	0	0	0	2	9	2.3
00	Jefferson, Daijah	4-0	28	7.0	3-6	.500	0-0	.000	2-2	1.000	2	4	6	1.5	4	0	1	2	3	1	8	2.0
04	Diouf, Anne	4-0	73	18.3	3-14	.214	0-1	.000	0-2	.000	6	17	23	5.8	7	0	2	4	3	2	6	1.5
12	Montgomery, Kondalia	4-0	22	5.5	0-0	.000	0-0	.000	1-2	.500	0	1	1	0.3	2	0	2	5	0	1	1	0.3
	Team										5	8	13				4					
	Total.....	4	800		114-256	.445	31-80	.388	41-62	.661	67	116	183	45.8	59	0	67	51	24	38	300	75.0
	Opponents.....	4	800		57-200	.285	12-65	.185	22-51	.431	34	80	114	28.5	65	-	29	83	15	21	148	37.0

TEAM STATISTICS

	GT	OPP
SCORING	300	148
Points per game	75.0	37.0
Scoring margin	+38.0	-
FIELD GOALS-ATT	114-256	57-200
Field goal pct	.445	.285
3 POINT FG-ATT	31-80	12-65
3-point FG pct	.388	.185
3-pt FG made per game	7.8	3.0
FREE THROWS-ATT	41-62	22-51
Free throw pct	.661	.431
F-Throws made per game	10.3	5.5
REBOUNDS	183	114
Rebounds per game	45.8	28.5
Rebounding margin	+17.3	-
ASSISTS	67	29
Assists per game	16.8	7.3
TURNOVERS	51	83
Turnovers per game	12.8	20.8
Turnover margin	+8.0	-
Assist/turnover ratio	1.3	0.3
STEALS	38	21
Steals per game	9.5	5.3
BLOCKS	24	15
Blocks per game	6.0	3.8
ATTENDANCE	2912	3362
Home games-Avg/Game	3-971	1-3362
Neutral site-Avg/Game	-	0-0

Date	Opponent		Score	Att.
11/05/19	HOUSTON	w	69-38	921
11/10/19	GRAMBLING	w	89-42	1120
11/17/19	at Georgia	w	73-40	3362
11/20/19	GEORGIA ST.	w	69-28	871

* - Conference game

Score by Periods	1st	2nd	3rd	4th	Totals
Georgia Tech	62	86	73	79	300
Opponents	52	23	35	38	148

LAST GAME VS. SETON HALL

Official Basketball Box Score -- Game Totals -- Final Statistics

Seton Hall vs Georgia Tech

12/20/18 12:15 pm at Rubin Arena (West Palm Beach, Fla.)

Seton Hall 73 • 7-3

##	Player		Total	3-Ptr	Rebounds						A	TO	Blk	Stl	Min
			FG-FGA	FG-FGA	FT-FTA	Off	Def	Tot	PF	TP					
24	Shadeen Samuels	f	6-13	0-2	4-7	3	4	7	1	16	1	1	0	2	32
34	Selena Philoxy	f	3-7	0-0	0-0	5	4	9	4	6	3	3	0	3	23
03	Victoria Cardaci	g	1-4	1-3	0-0	1	2	3	0	3	1	0	0	0	21
05	Inja Butina	g	7-13	4-6	3-3	0	1	1	1	21	2	5	0	4	37
21	Nicole Jimenez	g	4-15	3-11	1-1	0	3	3	3	12	4	1	0	1	37
01	Kaela Hilaire		3-3	1-1	0-0	0	0	0	4	7	5	0	0	0	25
02	Danielle Robinson		0-0	0-0	0-0	0	0	0	0	0	0	0	0	0	3
15	Femi Funeus		2-9	0-0	2-7	2	0	2	2	6	0	3	0	1	16
20	Kimi Evans		0-2	0-0	0-0	0	1	1	2	0	0	1	0	0	5
22	Whitney Howell		1-1	0-0	0-0	0	0	0	0	2	0	0	0	0	1
Team						3	5	8							
Totals			27-67	9-23	10-18	14	20	34	17	73	16	14	0	11	200

1st - FG %:	5-18	27.8%	2nd: 8-16	50.0%	3rd: 8-13	61.5%	4th: 6-20	30.0%	Game: 27-67	40.3%	Deadball
3FG %:	4-9	44.4%	2-4	50.0%	1-3	33.3%	2-7	28.6%	9-23	39.1%	Rebounds
FT %:	1-3	33.3%	2-5	40.0%	5-8	62.5%	2-2	100.0%	10-18	55.6%	4

Georgia Tech 84 • 9-2

			Total	3-Ptr	Rebounds											
##	Player		FG-FGA	FG-FGA	FT-FTA	Off	Def	Tot	PF	TP	A	TO	Blk	Stl	Min	
13	Cubaj, Lorela	f	3-8	0-1	0-0	2	6	8	2	6	2	4	1	3	34	
22	Dixon, Elizabeth	f	5-7	0-0	3-5	4	3	7	3	13	0	0	1	0	19	
05	Balogun, Elizabeth	g	12-21	3-7	3-3	3	3	6	3	30	2	1	4	2	38	
33	Pan, Francesca	g	4-10	2-5	0-0	1	3	4	5	10	1	4	0	1	30	
41	Fletcher, Kierra	g	3-8	0-0	5-6	3	11	14	3	11	5	4	2	2	34	
23	Gregg, D'asia		2-5	2-2	0-0	1	0	1	0	6	0	0	0	0	6	
24	Scott, Chanin		3-6	0-0	0-0	3	2	5	2	6	2	2	0	0	28	
31	Lahtinen, Lotta-Maj		1-3	0-0	0-0	0	0	0	3	2	3	2	0	0	11	
Team						0	2	2								
Totals			33-68	7-15	11-14	17	30	47	21	84	15	17	8	8	200	

1st - FG %:	10-17	58.8%	2nd: 7-17	41.2%	3rd: 7-18	38.9%	4th: 9-16	56.3%	Game: 33-68	48.5%	Deadball
3FG %:	3-5	60.0%	3-5	60.0%	1-2	50.0%	0-3	0.0%	7-15	46.7%	Rebounds
FT %:	1-1	100.0%	0-0	0.0%	5-8	62.5%	5-5	100.0%	11-14	78.6%	1

Officials: Brandon Appel, Maggie Tieman, Ed Sidlasky

Technical fouls: Seton Hall-None. Georgia Tech-None.

Attendance: 123

2018-19 Women's Basketball. Round: 0. Georgia Tech vs Seton Hall. Played at .

Score by periods	1st	2nd	3rd	4th	Total
Seton Hall	15	20	22	16	73
Georgia Tech	24	17	20	23	84

	In	Off	2nd	Fast	
Points	Paint	T/O	Chance	Break	Bench
SHU	32	14	9	4	15
GT	40	13	20	5	14

Last FG - SHU 4th-00:17, GT 4th-01:14.

Largest lead - SHU by 3 1st-09:32, GT by 19 2nd-04:50.

SHU led for 00:19. GT led for 38:17. Game was tied for 01:24.

Score tied - 1 time.

Lead changed - 1 time.



2019-20 BOX SCORES



Official Basketball Box Score - Final
Houston at Georgia Tech
11/01/19 McCamish Pavilion, Atlanta
Georgia Tech vs. Houston

Game Time: 12:00 AM
Game Duration: 1:58
Attendance: 921



Official Basketball Box Score - Final
Grambling State at Georgia Tech
11/01/19 McCamish Pavilion, Atlanta, GA
Georgia Tech vs. Grambling State

Game Time: 2:00 PM
Game Duration: 1:51
Attendance: 1,120

Officials: Joseph Vazirly, Billy Smith, Deanna Jackson

Houston - 38

Record: 0-1

NO. Name	Min	FG	3P	FT	Rebounds	Fouls	TP	AS	TO	ST	Blocks	+/-
		M-A	M-A	M-A	OR DR TOT	PF FD					BS BA	
3 Dorian Branch	F 33:44	2-7	1-4	1-2	2 3 5	3 3	6	1	2	0	1	-17
24 Maya Jones	F 25:53	2-9	0-4	1-2	1 1 2	3 1	5	1	4	2	1	-24
30 Tatyana Hill	F 24:36	4-7	0-0	2-3	2 4 6	3 5	10	1	3	4	0	-2
4 Jasmine Harris	G 25:20	3-10	0-5	1-4	0 2 2	5 4	7	0	3	1	2	-19
23 Julia Blackshell-Fair	G 25:17	1-3	0-0	1-2	0 2 2	1 1	3	3	4	2	0	-17
5 Dymond Gladney	23:14	1-5	0-0	0-0	0 1 1	1 0	2	2	2	1	0	-23
1 Brianna Patterson	21:18	1-1	0-0	0-0	0 4 4	2 0	3	1	2	1	1	-24
22 Keasia Peace	18:53	1-6	0-3	0-0	0 0 3	1 1	2	0	3	0	1	-29
44 Jazzmine Lewis	01:45	0-0	0-0	0-0	0 0 0	1 0	0	0	0	0	0	-9
Team					1 2 3		0		0			
Totals		15-48	2-17	6-13	5 21 26	20 15	38	8	23	11	5	-31

Technical Fouls: NONE

Shooting By Period	1st	2nd	3rd	4th	FT
1st FG%	7-12	56.3%			
3PT%	2-4	50.0%			
FT%	1-2	50%			
2nd FG%	0-9	0.0%			
3PT%	0-3	0.0%			
FT%	1-4	25%			
3rd FG%	3-13	23.1%			
3PT%	0-6	0.0%			
FT%	2-4	50%			
4th FG%	5-14	35.7%			
3PT%	2-6	33.3%			
FT%	2-3	66.7%			
GM FG%	15-48	31.3%			
3PT%	2-17	11.8%			
FT%	6-13	46.2%			

Dead Ball Rebounds: 4, 0

Georgia Tech - 69

Record: 1-0

NO. Name	Min	FG	3P	FT	Rebounds	Fouls	TP	AS	TO	ST	Blocks	+/-
		M-A	M-A	M-A	OR DR TOT	PF FD					BS BA	
13 Lorela Cubaj	F 29:53	3-10	0-1	1-4	3 6 9	4 6	7	1	7	1	2	21
20 Nerea Hermosa	C 08:39	1-2	0-0	2-4	2 1 3	4 2	4	1	3	0	0	5
31 Lotta-Maj Lahtinen	G 34:58	7-14	1-5	1-1	6 4 2	1 2	16	4	0	2	1	31
33 Francesca Pan	G 35:15	6-11	2-2	3-4	7 0 2	24 2	1	3	1	0	0	23
41 Kierra Fletcher	G 28:30	9-8	0-0	3-4	3 4 7	3 4	9	3	4	0	0	8
4 Anne Francoise Diouf	28:13	1-5	0-0	0-0	1 5 6	1 1	2	0	1	1	0	25
2 Jasmine Carson	21:42	2-10	0-2	1-3	2 2 4	0 3	5	0	1	2	0	31
12 Kordalia Montgomery	12:16	0-0	0-0	0-0	0 0 0	2 0	0	0	3	1	0	21
00 Daijah Jefferson	04:38	0-0	0-0	0-0	0 2 2	0 0	0	0	0	0	1	0
3 Sarah Bates	01:58	1-1	0-0	0-0	0 1 1	0 0	2	0	0	0	0	2
Team					2 4 6		0		0			
Totals		26-66	7-19	10-18	22 31 53	15 20	10	5	5	3	33	

Technical Fouls: NONE

Shooting By Period	1st	2nd	3rd	4th	FT
1st FG%	6-14	42.9%			
3PT%	2-4	50.0%			
FT%	2-5	40%			
2nd FG%	11-20	55.0%			
3PT%	2-6	33.3%			
FT%	2-3	66.7%			
3rd FG%	3-17	17.6%			
3PT%	2-6	33.3%			
FT%	3-6	50%			
4th FG%	6-15	40.0%			
3PT%	1-3	33.3%			
FT%	3-4	75%			
GM FG%	26-66	39.4%			
3PT%	7-19	36.8%			
FT%	10-18	55.6%			

Dead Ball Rebounds: 5, 0

	HOU	GaT	Points from Turnovers	HOU	GaT	Period by Period Scoring
Biggest lead	7 (1st 6:33)	32 (4th 8:28)	12	25		1st 2nd 3rd 4th TOT
Best Scoring Run	6 (4th 4:02)	17 (2nd 0:42)	24	30		
Lead Changes	1		Second Chance	5	12	
Times Tied	0		Fast Breaks	3	14	
Time with Lead	09:01	30:12	Bench	7	9	

Grambling State - 42

Record: 0-3

NO. Name	Min	FG	3P	FT	Rebounds	Fouls	TP	AS	TO	ST	Blocks	+/-
		M-A	M-A	M-A	OR DR TOT	PF FD					BS BA	
33 Kailyn Gideon	C 04:53	0-0	0-0	0-0	0 0 0	4 0	0	0	1	0	0	-13
3 Brandi Washington	C 25:05	0-4	0-3	2-2	0 1 1	1 1	2	0	2	0	1	-38
11 Ariel Williams	G 33:16	2-9	2-5	2-2	2 4 6	1 1	8	3	3	0	1	-36
12 Justice Coleman	G 30:08	5-11	2-5	1-2	1 1 2	0 5	13	1	1	0	0	-33
15 Candice Parramore	G 29:42	3-9	2-5	0-0	1 1 2	1 1	8	3	7	1	0	-32
30 Jemiah Harrison	18:55	3-4	0-0	1-1	1 3 4	2 2	7	0	2	0	1	-11
23 Myashia Yancy	17:52	0-3	0-1	0-2	1 2 3	1 1	0	2	0	0	1	-15
1 Jasmine Forte	11:55	2-3	0-0	0-2	0 2 2	3 2	4	0	1	0	1	-21
5 Mariksha Body	09:52	0-1	0-0	0-1	1 0 1	0 1	0	1	1	0	0	-14
24 Alexis Vaughn	04:58	0-0	0-0	0-0	0 0 0	0 0	0	0	0	0	0	-9
25 Madison Connolly-Banks	04:17	0-0	0-0	0-0	1 0 1	1 0	0	0	1	0	0	-2
2 Taelor Willard	09:07	0-1	0-0	0-0	0 0 0	1 0	0	0	2	0	0	-11
Team					1 2 3		0		1			
Totals		15-45	6-20	6-11	7 17 24	16 14	42	10	22	1	4	-47

Technical Fouls: NONE

Shooting By Period	1st	2nd	3rd	4th	FT
1st FG%	6-12	50.0%			
3PT%	3-6	50.0%			
FT%	4-4	100%			
2nd FG%	1-10	10.0%			
3PT%	0-5	0.0%			
FT%	1-4	25%			
3rd FG%	5-10	50.0%			
3PT%	2-4	50.0%			
FT%	1-1	100%			
4th FG%	3-13	23.1%			
3PT%	1-5	20.0%			
FT%	0-2	0%			
GM FG%	15-45	33.3%			
3PT%	6-20	30.0%			
FT%	6-11	54.5%			

Dead Ball Rebounds: 5, 2

Georgia Tech - 89

Record: 2-0

NO. Name	Min	FG	3P	FT	Rebounds	Fouls	TP	AS	TO	ST	Blocks	+/-
		M-A	M-A	M-A	OR DR TOT	PF FD					BS BA	
13 Lorela Cubaj	F 30:38	5-11	0-0	4-4	5 3 8	1 4	14	1	0	2	3	32
20 Nerea Hermosa	C 25:25	5-6	0-0	5-6	1 4 5	2 4	15	3	0	3	0	37
31 Lotta-Maj Lahtinen	G 25:11	2-10	2-6	2-2	3 1 4	2 0	8	6	1	0	0	35
33 Francesca Pan	G 28:31	7-17	3-11	0-0	0 2 2	1 2	17	3	1	0	1	31
41 Kierra Fletcher	G 31:51	5-6	0-0	3-4	5 3 8	0 3	13	7	1	6	0	38
2 Jasmine Carson	20:17	5-10	1-5	0-0	1 1 2	2 0	11	1	0	1	1	20
4 Anne Francoise Diouf	11:59	1-2	0-0	0-0	1 4 5	4 0	2	1	0	0	0	9
12 Kordalia Montgomery	04:30	0-0	0-0	0-0	0 1 1	0 0	0	1	1	0	0	2
00 Daijah Jefferson	11:58	2-3	0-0	2-2	2 1 3	2 2	6	0	1	1	0	16
3 Sarah Bates	10:30	1-4	1-3	0-0	1 0 1	1 0	3	0	0	1	0	15
Team					1 1 2		0		0			
Totals		33-69	7-25	16-18	19 22 41	14 16	89	23	5	14	5	47

Technical Fouls: NONE

Shooting By Period	1st	2nd	3rd	4th	FT
1st FG%	8-18	44.4%			
3PT%	1-6	16.7%			
FT%	3-4	75%			
2nd FG%	9-17	52.9%			
3PT%	1-5	20.0%			
FT%	4-4	100%			
3rd FG%	7-16	43.8%			
3PT%	3-7	42.9%			
FT%	7-8	87.5%			
4th FG%	8-18	50.0%			
3PT%	2-7	28.6%			
FT%	2-2	100%			
GM FG%	33-69	47.8%			
3PT%	7-25	28.0%			
FT%	16-18	88.9%			

Dead Ball Rebounds: 0, 1

	GSU	GaT	Points from Turnovers	GSU	GaT	Period by Period Scoring
Biggest lead	2 (1st 2:33)	47 (4th 1:13)	6	24		1st 2nd 3rd 4th TOT
Best Scoring Run	10 (1st 2:33)	15 (2nd 2:27)	16	42		
Lead Changes	2		Second Chance	0	17	
Times Tied	1		Fast Breaks	4	17	
Time with Lead	01:06	37:35	Bench	11	22	



Official Basketball Box Score - Final
Georgia Tech at Georgia -
11/17/19 Stogden Coliseum, Athens
2019-20 Women's Basketball

Game Time: 2:02 PM
Game Duration: 1:43
Attendance: 3,362



Official Basketball Box Score - Final
Georgia State at Georgia Tech
11/20/19 McCamish Pavilion, Atlanta, GA
Georgia Tech vs. Georgia State

Game Time: 7:00 PM
Game Duration: 1:45
Attendance: 871

Officials: Karen Presto, Meadow Overstreet, Ashley Gilpin

Georgia Tech - 73

Record: 3-0

NO. Name		Min	FG M-A	3P M-A	FT M-A	Rebounds OR DR TOT	Fouls PF FD	TP	AS	TO	ST	Blocks BS BA	+/-
13 Lorela Cubaj	F	34:52	4-7	1-2	0-0	3 5 8	3 3	9	3	0	0	3	31
20 Nerea Hermosa	C	18:49	1-6	0-0	0-0	1 2 3	3 0	2	0	0	1	2	-1
31 Lotta-Maj Lahtinen	G	32:31	4-9	2-4	1-2	2 1 3	3 1	11	0	0	0	0	26
33 Francesca Pan	G	32:12	6-12	4-6	4-4	0 7 7	3 4	20	1	4	0	1	26
41 Kierra Fletcher	G	37:54	7-16	1-2	1-1	3 4 7	1 2	16	7	3	2	1	31
4 Anne Francoise Diouf		13:35	0-2	0-1	0-2	1 5 6	0 1	0	0	1	1	2	16
2 Jasmine Carson		23:52	5-9	4-5	1-2	0 1 1	1 1	15	1	0	0	0	28
00 Daijah Jefferson		02:05	0-0	0-0	0-0	0 0 0	0 1	0	0	0	0	0	2
3 Sarah Bates		02:05	0-1	0-0	0-0	0 0 0	0 0	0	0	0	0	0	2
12 Kordalia Montgomery		02:05	0-0	0-0	0-0	0 0 0	0 1	0	0	1	0	0	2
Team						1 3 4			0	1			
Totals			27-62	12-21	7-11	11 28 39	14 14	73	12	10	4	9	33



HEAD COACH NELL FORTNER

1st Season • Texas '82

Nell Fortner was named the sixth head coach of Georgia Tech women's basketball on April 9, 2019. One of the most successful coaches in women's basketball history, Fortner has compiled a 309-187 (.620) record as a head coach at the collegiate, professional and international levels. She has led teams to Big Ten (Purdue – 1997) and Southeastern Conference (Auburn – 2009) championships and, perhaps most notably, coached the United States national team to three international titles from 1997-2000, including the gold medal at the 2000 Summer Olympics in Sydney, Australia. Fortner is the winningest coach in the history of the USA women's basketball national team, having compiled a 101-14 (.878) record. In addition to the 2000 Olympics championship, she also led the team to the gold medal at the 1998 World Championship in Berlin, Germany and the 1998 William Jones Cup in Taipei, Taiwan. At the collegiate level, Fortner has nine seasons of experience as a head coach – one at Purdue (1996-97) and eight at Auburn (2004-12) – and has compiled a 166-117 (.581) overall record in the college ranks.

THE FORTNER FILE

PERSONAL

Education Texas, 1982 (Physical Education);
Stephen F. Austin, 1987 (Master's of Education)

COACHING EXPERIENCE

1983-86 Head Coach, Killen (Texas) H.S.
1986-87 Graduate Assistant, Stephen F. Austin
1987-90 Assistant Coach, Stephen F. Austin
1990-95 Assistant Coach, Louisiana Tech
1995-96 Assistant Coach, U.S. National Team
1996-97 Head Coach, Purdue
1997-2000 Head Coach, U.S. National Team
2000-03 Head Coach/General Manager, Indiana Fever
2004-12 Head Coach, Auburn
2019-Present Head Coach, Georgia Tech

COLLEGE COACHING RECORD

SEASON	SCHOOL	RECORD	ACC FINISH	POSTSEASON
1987-88	Stephen F. Austin	29-5	--	NCAA Tourn. 2nd rd.
1988-89	Stephen F. Austin	30-4	--	NCAA Tourn. 2nd rd.
1989-90	Stephen F. Austin	28-3	--	NCAA Tourn. 2nd rd.
1990-91	Louisiana Tech	18-12	--	NCAA Tourn. 1st rd.
1991-92	Louisiana Tech	20-10	--	NCAA Tourn. 1st rd.
1992-93	Louisiana Tech	26-6	--	NCAA Tourn. Elite 8
1993-94	Louisiana Tech	31-4	--	NCAA Tourn. Runners-Up
1994-95	Louisiana Tech	28-5	--	NCAA Tourn. Sweet 16
1996-97	Purdue	17-11	--	NCAA Tourn. 2nd rd.
2004-05	Auburn	16-13	--	
2005-06	Auburn	14-15	--	
2006-07	Auburn	21-13	--	WNIT Quarterfinals
2007-08	Auburn	20-12	--	NCAA Tournament
2008-09	Auburn	30-4	--	NCAA Tourn. 2nd rd.
2009-10	Auburn	15-16	--	
2010-11	Auburn	16-16	--	WNIT 2nd rd.
2011-12	Auburn	13-17	--	
2019-20	Georgia Tech	4-0		

Bold = Head Coach

HEAD COACH (10 SEASONS) 166-117 (.581)

ASSISTANT COACH (8 SEASONS) 210-49 (.811)

18 OVERALL SEASONS 376-166 (.691)

Stephen F. Austin (3 seasons) 87-12 (.879)
Louisiana Tech (5 seasons) 123-37 (.769)
Purdue (1 season) 17-11 (.607)
Auburn (8 seasons) 145-106 (.578)
Georgia Tech (1 season) 4-0 (1.000)

FORTNER PROFESSIONAL COACHING

PROFESSIONAL COACHING EXPERIENCE

SEASON	TEAM	RECORD
1997-2000	USA Basketball	101-14
2001	Indiana Fever	10-22
2002	Indiana Fever	16-16
2003	Indiana Fever	16-18

Overall with U.S. national team 101-14 (.878)

Overall with Indiana Fever 42-56 (.429)

USA WOMEN'S BASKETBALL TOURNAMENT MEDALS

Tournament	Record	Place
2000 Olympic Games	8-0	Gold
1999 Pan American Games	4-3	Bronze
1998 FIBA World Championship	9-0	Gold
1998 R. William Jones Cup	5-0	Gold

FORTNER HEAD COACHING EXPERIENCE

1996-97 Purdue (17-11, 12-4 Big Ten - Big Ten regular-season champion, NCAA Tournament)
1997-2000 U.S. National Team (101-14)
2001 Indiana Fever (10-22)
2002 Indiana Fever (16-16)
2003 Indiana Fever (16-18)
2004-05 Auburn (16-13, 6-8 SEC)
2005-06 Auburn (14-15, 4-10 SEC)
2006-07 Auburn (21-13, 6-8 SEC)
2007-08 Auburn (20-12, 7-7 SEC - NCAA Tournament)
2008-09 Auburn (30-4, 12-2 SEC - SEC regular-season champion, NCAA Tournament)
2009-10 Auburn (15-16, 5-11 SEC)
2010-11 Auburn (16-16, 8-8 SEC - WNIT)
2011-12 Auburn (13-17, 5-11 SEC - WNIT)
2019-20 Georgia Tech (4-0)

Overall at Purdue 17-11 (.607)

Overall with U.S. national team 101-14 (.878)

Overall with Indiana Fever 42-56 (.429)

Overall at Auburn 145-106 (.578)

Overall at Georgia Tech 4-0 (1.000)

Overall as a college head coach 166-117 (.571)

Overall as a head coach 309-187 (.620)

CAREER STATS

Individual Career History

Bates, Sarah

			Total		3-Point		F-Throws		Rebounds											Scoring	
Season	gp-gs	min/avg	fg-fga	pct	fg-fga	pct	ft-fa	pct	off	def	tot	avg	pf	fo	ast	to	blk	stl	pts	avg	
2019-20	4-0	21/5.3	3-8	.375	1-5	.200	2-4	.500	0	2	2	0.5	1	0	0	0	0	2	9	2.3	
TOTAL	4-0	21/5.3	3-8	.375	1-5	.200	2-4	.500	0	2	2	0.5	1	0	0	0	0	2	9	2.3	

Carson, Jasmine

			Total		3-Point		F-Throws		Rebounds										Scoring	
Season	gp-gs	min/avg	fg-fga	pct	fg-fga	pct	ft-fa	pct	off	def	tot	avg	pf	fo	ast	to	blk	stl	pts	avg
2018-19	22-1	120/5.5	14-53	.264	11-38	.289	5-8	.625	0	3	3	0.1	12	0	5	9	0	7	44	2.0
2019-20	4-0	94/23.5	20-40	.500	9-18	.500	3-6	.500	6	7	13	3.3	3	0	3	4	1	6	52	13.0
TOTAL	26-1	214/8.2	34-93	.366	20-56	.357	8-14	.571	6	10	16	0.6	15	0	8	13	1	13	96	3.7

Cubaj, Lorela

			Total		3-Point		F-Throws		Rebounds											Scoring	
Season	gp-gs	min/avg	fg-fga	pct	fg-fga	pct	ft-fa	pct	off	def	tot	avg	pf	fo	ast	to	blk	stl	pts	avg	
2017-18	34-32	701/20.6	57-173	.329	1-6	.167	12-26	.462	46	104	150	4.4	72	1	50	52	26	46	127	3.7	
2018-19	30-29	851/28.4	90-220	.409	1-4	.250	28-56	.500	70	149	219	7.3	96	2	59	70	31	44	209	7.0	
2019-20	4-4	120/30.0	17-39	.436	2-6	.333	6-10	.600	13	24	37	9.3	12	0	8	7	8	7	42	10.5	
TOTAL	68-65	1672/24.6	164-432	.380	4-16	.250	46-92	.500	129	277	406	6.0	180	3	117	129	65	97	378	5.6	

Diouf, Anne

			Total		3-Point		F-Throws		Rebounds											Scoring	
Season	gp-gs	min/avg	fg-fga	pct	fg-fga	pct	ft-fa	pct	off	def	tot	avg	pf	fo	ast	to	blk	stl	pts	avg	
2016-17	13-1	31/2.4	1-2	.500	0-0	.000	0-0	.000	2	7	9	0.7	3	0	0	3	2	1	2	0.2	
2018-19	26-0	182/7.0	10-31	.323	0-0	.000	12-15	.800	16	30	46	1.8	19	0	4	18	5	8	32	1.2	
2019-20	4-0	73/18.3	3-14	.214	0-1	.000	0-2	.000	6	17	23	5.8	7	0	2	4	3	2	6	1.5	
TOTAL	43-1	286/6.7	14-47	.298	0-1	.000	12-17	.706	24	54	78	1.8	29	0	6	25	10	11	40	0.9	

Fletcher, Kierra

			Total		3-Point		F-Throws		Rebounds											Scoring	
Season	gp-gs	min/avg	fg-fga	pct	fg-fga	pct	ft-fa	pct	off	def	tot	avg	pf	fo	ast	to	blk	stl	pts	avg	
2017-18	34-34	902/26.5	98-233	.421	0-2	.000	61-102	.598	57	120	177	5.2	88	2	78	60	10	55	257	7.6	
2018-19	27-27	853/31.6	81-221	.367	0-3	.000	79-111	.712	60	96	156	5.8	68	2	74	67	10	47	241	8.9	
2019-20	4-4	123/30.8	18-34	.529	1-2	.500	8-11	.727	11	13	24	6.0	6	0	21	10	1	8	45	11.3	
TOTAL	65-65	1878/28.9	197-488	.404	1-7	.143	148-224	.661	128	229	357	5.5	162	4	173	137	21	110	543	8.4	

Hermosa, Nerea

			Total		3-Point		F-Throws		Rebounds											Scoring	
Season	gp-gs	min/avg	fg-fga	pct	fg-fga	pct	ft-fa	pct	off	def	tot	avg	pf	fo	ast	to	blk	stl	pts	avg	
2019-20	4-4	80/20.0	10-21	.476	0-0	.000	7-10	.700	6	14	20	5.0	11	0	8	6	3	6	27	6.8	
TOTAL	4-4	80/20.0	10-21	.476	0-0	.000	7-10	.700	6	14	20	5.0	11	0	8	6	3	6	27	6.8	

Jefferson, Daijah

			Total		3-Point		F-Throws		Rebounds											Scoring	
Season	gp-gs	min/avg	fg-fga	pct	fg-fga	pct	ft-fa	pct	off	def	tot	avg	pf	fo	ast	to	blk	stl	pts	avg	
2018-19	23-0	191/8.3	16-66	.242	9-38	.237	5-8	.625	11	12	23	1.0	17	0	6	18	2	4	46	2.0	
2019-20	4-0	28/7.0	3-6	.500	0-0	.000	2-2	1.000	2	4	6	1.5	4	0	1	2	3	1	8	2.0	
TOTAL	27-0	219/8.1	19-72	.264	9-38	.237	7-10	.700	13	16	29	1.1	21	0	7	20	5	5	54	2.0	

CAREER STATS

Individual Career History

Lahtinen, Lotta-Maj

			Total		3-Point		F-Throws		Rebounds											Scoring	
Season	gp-gs	min/avg	fg-fga	pct	fg-fga	pct	ft-fta	pct	off	def	tot	avg	pf	fo	ast	to	blk	stl	pts	avg	
2018-19	30-5	602/20.1	53-159	.333	13-49	.265	23-31	.742	31	34	65	2.2	67	3	66	65	2	48	142	4.7	
2019-20	4-4	119/29.8	15-37	.405	5-15	.333	5-7	.714	14	8	22	5.5	8	0	12	1	1	2	40	10.0	
TOTAL	34-9	721/21.2	68-196	.347	18-64	.281	28-38	.737	45	42	87	2.6	75	3	78	66	3	50	182	5.4	

Montgomery, Kondalia

			Total		3-Point		F-Throws			Rebounds											Scoring	
Season	gp-gs	min/avg	fg-fga	pct	fg-fga	pct	ft-fta	pct	off	def	tot	avg	pf	fo	ast	to	blk	stl	pts	avg		
2018-19	12-0	43/3.6	3-7	.429	0-0	.000	2-2	1.000	2	2	4	0.3	9	0	2	4	0	1	8	0.7		
2019-20	4-0	22/5.5	0-0	.000	0-0	.000	1-2	.500	0	1	1	0.3	2	0	2	5	0	1	1	0.3		
TOTAL	16-0	65/4.1	3-7	.429	0-0	.000	3-4	.750	2	3	5	0.3	11	0	4	9	0	2	9	0.6		

Nwora, Ronni

Pan, Francesca

			Total		3-Point		F-Throws		Rebounds											Scoring	
Season	gp-gs	min/avg	fg-fga	pct	fg-fga	pct	ft-fta	pct	off	def	tot	avg	pf	fo	ast	to	blk	stl	pts	avg	
2016-17	36-35	966/26.8	154-420	.367	63-200	.315	43-68	.632	45	90	135	3.8	101	6	40	78	18	42	414	11.5	
2017-18	34-34	1056/31.1	156-445	.351	79-242	.326	95-133	.714	25	64	89	2.6	73	0	66	65	19	41	486	14.3	
2018-19	27-24	827/30.6	112-341	.328	58-188	.309	41-51	.804	15	89	104	3.9	65	3	49	63	11	55	323	12.0	
2019-20	4-4	120/30.0	25-57	.439	13-33	.394	7-8	.875	4	18	22	5.5	5	0	10	8	4	3	70	17.5	
TOTAL	101-97	2969/29.4	447-1263	.354	213-663	.321	186-260	.715	89	261	350	3.5	244	9	165	214	52	141	1293	12.8	

Scott, Chanin

			Total		3-Point		F-Throws		Rebounds											Scoring	
Season	gp-gs	min/avg	fg-fga	pct	fg-fga	pct	ft-fta	pct	off	def	tot	avg	pf	fo	ast	to	blk	stl	pts	avg	
2016-17	37-9	677/18.3	65-151	.430	6-12	.500	30-54	.556	62	88	150	4.1	91	1	22	52	9	31	166	4.5	
2017-18	33-22	598/18.1	93-200	.465	10-33	.303	25-41	.610	61	68	129	3.9	50	0	24	53	9	28	221	6.7	
2018-19	28-3	539/19.3	68-138	.493	1-7	.143	21-32	.656	46	57	103	3.7	57	1	30	45	2	29	158	5.6	
TOTAL	98-34	1814/18.5	226-489	.462	17-52	.327	76-127	.598	169	213	382	3.9	198	2	76	150	20	88	545	5.6	

**DAIJAH JEFFERSON****#00****Redshirt-Sophomore • 6'0" • Guard • Hopewell, Va. • Hopewell****THE JEFFERSON FILE**

Chipped in six points in Tech's win over Grambling State (11/10)...Played two minutes in Tech's win at Georgia (11/17), marking the first victory in program history in Athens..Blocked personal-best two shots against Georgia State (11/20)

KEY SEASON AVERAGES

Points	Rebounds	Blocks
2.0	1.5	0.8

CAREER & SEASON HIGHS**Points**

Season: 6 vs. Grambling State (11/10/19)
Career: 14 vs. Western Carolina (11/14/18)

Field Goals

Season: 2 vs. Grambling State (11/10/19)
Career: 5 vs. Western Carolina (11/14/18)

Field Goals Attempted

Season: 3, 2x, last vs. Georgia State (11/20/19)
Career: 12 vs. Western Carolina (11/14/18)

3- Point Field Goals

Season:
Career: 3 vs. Western Carolina (11/14/18)

3- Point Field Goals Attempted

Season:
Career: 7 vs. Western Carolina (11/14/18)

Free Throws

Season: 2 vs. Grambling State (11/10/19)
Career: 3 vs. Idaho State (11/23/18)

Free Throws Attempted

Season: 2 vs. Grambling State (11/10/19)
Career: 4 vs. Idaho State (11/23/18)

Rebounds

Season: 3 vs. Grambling State (11/10/19)
Career: 6 at Notre Dame (2/3/19)

Assists

Season: 1 vs. Georgia State (11/20/19)
Career: 2 at Notre Dame (2/3/19)

Steals

Season: 1 vs. Grambling State (11/10/19)
Career: 4 vs. Western Carolina (11/14/18)

Blocks

Season: 2 vs. Georgia State (11/20/19)
Career: 2 vs. Georgia State (11/20/19)

Turnovers

Season: 1, 2x, last vs. Georgia State (11/20/19)
Career: 3, 2x, last vs. Wofford (12/30/18)

Minutes

Season: 12 vs. Grambling State (11/10/19)
Career: 24 vs. Western Carolina (11/14/18)

Miscellaneous

	Career	19-20
Double-Doubles:	-	-
Double Figure Points:	1	-
Double Figure Rebounds:	-	-
Led Team In Points/Rebs:	-	-
20+ Points:	-	-

2019-20 GAME-BY-GAME

Opponent	Date	gs	min	Total		3-Pointers		Free throws		Rebounds				pf	a	t/o	blk	stl	pts	avg
				fg-fga	pct	3fg-fga	pct	ft-fa	pct	off	def	tot	avg							
HOUSTON	11/05/19	4	0-0	.000	0-0	.000	0-0	.000	0	2	2	2.0	0	0	0	1	0	0	0.0	
GRAMBLING	11/10/19	12	2-3	.667	0-0	.000	2-2	1.000	2	1	3	2.5	2	0	1	0	1	6	3.0	
at Georgia	11/17/19	2	0-0	.000	0-0	.000	0-0	.000	0	0	0	1.7	0	0	0	0	0	0	2.0	
GEORGIA ST.	11/20/19	10	1-3	.333	0-0	.000	0-0	.000	0	1	1	1.5	2	1	1	2	0	2	2.0	
Totals		0	28	3-6	.500	0-0	.000	2-2	1.000	2	4	6	1.5	4	1	2	3	1	8	2.0

Games played: 4

Minutes/game: 7.0

Points/game: 2.0

FG Pct: 50.0

FT Pct: 100.0

Rebounds/game: 1.5

Assists/game: 0.3

Turnovers/game: 0.5

Assist/turnover ratio: 0.5

Steals/game: 0.3

Blocks/game: 0.8

**JASMINE CARSON**

#2

Sophomore • 5'10" • Guard • Memphis, Tenn. • McEachern Powder Springs

THE CARSON FILE

Recorded just her second game scoring in double-figures against Grambling State (11/10)...Posted 11 points on five field goals, including a three pointer...Also recorded first career block against the Tigers...Had a career night at Georgia (11/17), scoring a personal-best 15 points off 5-of-9 shooting, including a 4-for-5 effort from three-point range...Matched her career-high in three-pointers against the Lady Bulldogs...Had career game against Georgia State (11/20), leading the team with a career-high 21 points on personal-best eight field goals...Also secured six rebounds and three steals

KEY SEASON AVERAGES

Points Rebounds Steals
13.0 3.3 1.5

CAREER & SEASON HIGHS**Points**

Season: 21 vs. Georgia State (11/20/19)

Career: 21 vs. Georgia State (11/20/19)

Field Goals

Season: 8 vs. Georgia State (11/20/19)

Career: 8 vs. Georgia State (11/20/19)

Field Goals Attempted

Season: 11 vs. Georgia State (11/20/19)

Career: 11 vs. Georgia State (11/20/19)

3- Point Field Goals

Season: 4, 2x, last vs. Georgia State (11/20/19)

Career: 4, 3x, last vs. Georgia State (11/20/19)

3- Point Field Goals Attempted

Season: 6 vs. Georgia State (11/20/19)

Career: 6 vs. Georgia State (11/20/19)

Free Throws

Season: 1, 3x, last vs. Georgia State (11/20/19)

Career: 2 vs. Idaho State (11/23/18)

Free Throws Attempted

Season: 3 vs. Houston (11/5/19)

Career: 3 vs. Houston (11/5/19)

Rebounds

Season: 6 vs. Georgia State (11/20/19)

Career: 6 vs. Georgia State (11/20/19)

Assists

Season: 1, 3x, last vs. Georgia State (11/20/19)

Career: 1, 8x, last vs. Georgia State (11/20/19)

Steals

Season: 3 vs. Georgia State (11/20/19)

Career: 3 vs. Georgia State (11/20/19)

Blocks

Season: 1 vs. Grambling State (11/10/19)

Career: 1 vs. Grambling State (11/10/19)

Turnovers

Season: 3 vs. Georgia State (11/20/19)

Career: 3, 2x, last vs. Georgia State (11/20/19)

Minutes

Season: 28 vs. Georgia State (11/20/19)

Career: 28 vs. Georgia State (11/20/19)

Miscellaneous

	Career	19-20
Double-Doubles:	-	-
Double Figure Points:	4	3
Double Figure Rebounds:	-	-
Led Team In Points/Rebs:	2/0	1/0
20+ Points:	1	1

2019-20 GAME-BY-GAME

				Total		3-Pointers		Free throws		Rebounds											
Opponent	Date	gs	min	fg-fga	pct	3fg-fga	pct	ft-fa	pct	off	def	tot	avg	pf	a	t/o	blk	stl	pts	avg	
HOUSTON	11/05/19	22	2-10	.200	0-2	.000	1-3	.333	2	2	4	4.0	0	0	1	0	2	5	5.0		
GRAMBLING	11/10/19	20	5-10	.500	1-5	.200	0-0	.000	1	1	2	3.0	2	1	0	1	1	11	8.0		
at Georgia	11/17/19	24	5-9	.556	4-5	.800	1-2	.500	0	1	1	2.3	1	1	0	0	0	15	10.3		
GEORGIA ST.	11/20/19	28	8-11	.727	4-6	.667	1-1	1.000	3	3	6	3.3	0	1	3	0	3	21	13.0		
Totals		0	94	20-40	.500	9-18	.500	3-6	.500	6	7	13	3.3	3	3	4	1	6	52	13.0	

Games played: 4

Minutes/game: 23.5

Points/game: 13.0

FG Pct: 50.0

3FG Pct: 50.0

FT Pct: 50.0

Rebounds/game: 3.3

Assists/game: 0.8

Turnovers/game: 1.0

Assist/turnover ratio: 0.8

Steals/game: 1.5

Blocks/game: 0.3



SARAH BATES

#3

Redshirt-Sophomore • 5'9" • Guard • Fresno, Calif. • Kansas State

THE BATES FILE

Made debut as a Yellow Jacket in the season-opener against Houston (11/5)...Knocked down first three-pointer at Tech against Grambling State (11/10)... Took the floor for two minutes at Georgia (11/17) in Tech's first-ever win over the Lady Bulldogs in Athens

KEY SEASON AVERAGES

Points **2.3** Rebounds **0.5** Steals **0.5**

CAREER & SEASON HIGHS

Points

Season: 4 vs. Georgia State (11/20/19)
Career: 25, 2x, last at UC Davis (1/27/18) *

Field Goals

Season: 1, 3x, last vs. Georgia State (11/20/19)
Career: 9 at UC Davis (1/27/18) *

Field Goals Attempted

Season: 4 vs. Grambling State (11/10/19)
Career: 17 at UC Davis (1/27/18) *

3- Point Field Goals

Season: 1 vs. Grambling State (11/10/19)
Career: 7 at UC Davis (1/27/18) *

3- Point Field Goals Attempted

Season: 3 vs. Grambling State (11/10/19)
Career: 12 at UC Davis (1/27/18) *

Free Throws

Season: 2 vs. Georgia State (11/20/19)
Career: 12 at Northern Arizona (11/10/17) *

Free Throws Attempted

Season: 4 vs. Georgia State (11/20/19)
Career: 16 at Northern Arizona (11/10/17) *

Rebounds

Season: 1, 2x, last vs. Grambling State (11/10/19)
Career: 7 vs. San Diego State (12/22/17) *

Assists

Season:
Career: 6 vs. Hawai'i (2/3/18) *

Steals

Season: 1, 2x, last vs. Georgia State (11/20/19)
Career: 3 vs. CSUN (1/31/18) *

Blocks

Season:
Career: 1, 3x, last at Hawai'i (3/1/18) *

Turnovers

Season:
Career:

Minutes

Season: 11 vs. Grambling State (11/10/19)
Career:

Miscellaneous

	Career	19-20
Double-Doubles:	-	-
Double Figure Points:	-	-
Double Figure Rebounds:	-	-
Led Team In Points/Rebs:	-	-
20+ Points:	-	-

* Career-high set at UC Santa Barbara

2019-20 GAME-BY-GAME

				Total		3-Pointers		Free throws		Rebounds											
Opponent	Date	gs	min	fg-fga	pct	3fg-fga	pct	ft-fa	pct	off	def	tot	avg	pf	a	t/o	blk	stl	pts	avg	
HOUSTON	11/05/19	1	1-1	1.000	0-0	.000	0-0	.000	0	1	1	1.0	0	0	0	0	0	2	2.0		
GRAMBLING	11/10/19	11	1-4	.250	1-3	.333	0-0	.000	0	1	1	1.0	0	0	0	0	0	1	3	2.5	
at Georgia	11/17/19	2	0-1	.000	0-1	.000	0-0	.000	0	0	0	0.7	0	0	0	0	0	0	0	1.7	
GEORGIA ST.	11/20/19	7	1-2	.500	0-1	.000	2-4	.500	0	0	0	0.5	1	0	0	0	0	1	4	2.3	
Totals		0	21	3-8	.375	1-5	.200	2-4	.500	0	2	2	0.5	1	0	0	0	2	9	2.3	

Games played: 4

Minutes/game: 5.3

Points/game: 2.3

FG Pct: 37.5

3FG Pct: 20.0

FT Pct: 50.0

Rebounds/game: 0.5

Steals/game: 0.5

**ANNE FRANCOISE DIOUF**

#4

Redshirt-Junior • 6'4" • Forward • Dakar, Senegal • IMG Academy

THE DIOUF FILE

Helped Tech record its first-ever win in Athens over Georgia (11/17) with six rebounds and two blocks in 14 minutes of playing time...Secured six rebounds in win over Georgia State (11/20) and recorded a block

KEY SEASON AVERAGES

Points	Rebounds	Blocks
1.5	5.8	0.8

CAREER & SEASON HIGHS**Points**

Season: 2, 3x, last vs. Georgia State (11/20/19)

Career: 5 vs. Western Carolina (11/14/18)

Field Goals

Season: 1, 3x, last vs. Georgia State (11/20/19)

Career: 2 vs. Florida State (3/3/19)

Field Goals Attempted

Season: 5, 2x, last vs. Georgia State (11/20/19)

Career: 5, 2x, last vs. Georgia State (11/20/19)

3- Point Field Goals

Season:

Career:

3- Point Field Goals Attempted

Season: 1 at Georgia (11/17/19)

Career: 1 at Georgia (11/17/19)

Free Throws

Season:

Career: 4 vs. Idaho State (11/23/18)

Free Throws Attempted

Season:

Career: 4, 3x, last vs. Alabama State (12/5/18)

Rebounds

Season: 6, 3x, last vs. Georgia State (11/20/19)

Career: 7 vs. Alabama State (12/5/18)

Assists

Season: 1, 2x, last vs. Georgia State (11/20/19)

Career: 1, 6x, last vs. Georgia State (11/20/19)

Steals

Season: 1, 2x, last at Georgia (11/17/19)

Career: 2, 2x, last at Louisville (1/13/19)

Blocks

Season: 2 at Georgia (11/17/19)

Career: 2, 3x, last at Georgia (11/17/19)

Turnovers

Season: 2 vs. Georgia State (11/20/19)

Career: 3, 2x, last at Notre Dame (2/3/19)

Minutes

Season: 28 vs. Houston (11/5/19)

Career: 28 vs. Houston (11/5/19)

Miscellaneous

	Career	19-20
Double-Doubles:	-	-
Double Figure Points:	-	-
Double Figure Rebounds:	-	-
Led Team In Points/Rebs:	0/1	-
20+ Points:	-	-

2019-20 GAME-BY-GAME

Opponent	Date	gs	min	Total		3-Pointers		Free throws		Rebounds				pf	a	t/o	blk	stl	pts	avg
				fg-fga	pct	3fg-fga	pct	ft-fga	pct	off	def	tot	avg							
HOUSTON	11/05/19		28	1-5	.200	0-0	.000	0-0	.000	1	5	6	6.0	1	0	1	0	1	2	2.0
GRAMBLING	11/10/19		12	1-2	.500	0-0	.000	0-0	.000	1	4	5	5.5	4	1	0	0	0	2	2.0
at Georgia	11/17/19		14	0-2	.000	0-1	.000	0-2	.000	1	5	6	5.7	0	0	1	2	1	0	1.3
GEORGIA ST.	11/20/19		19	1-5	.200	0-0	.000	0-0	.000	3	3	6	5.8	2	1	2	1	0	2	1.5
Totals		0	73	3-14	.214	0-1	.000	0-2	.000	6	17	23	5.8	7	2	4	3	2	6	1.5

Games played: 4

Minutes/game: 18.3

Points/game: 1.5

FG Pct: 21.4

3FG Pct: 0.0

FT Pct: 0.0

Rebounds/game: 5.8

Assists/game: 0.5

Turnovers/game: 1.0

Assist/turnover ratio: 0.5

Steals/game: 0.5

Blocks/game: 0.8

**KONDALIA MONTGOMERY****#12**

Sophomore • 5'7" • Guard • Tacoma, Wash. • Lincoln

THE MONTGOMERY FILE

Took the floor for two minutes in Tech's win at Georgia (11/17), marking the first program win in Athens

KEY SEASON AVERAGES

Points Rebounds Assists
0.3 **0.3** **0.5**

CAREER & SEASON HIGHS**Points**

Season: 1 vs. Georgia State (11/20/19)

Career: 6 vs. North Carolina (3/7/19)

Field Goals

Season:

Career: 2 vs. North Carolina (3/7/19)

Field Goals Attempted

Season:

Career: 3 at Houston (11/9/18)

3- Point Field Goals

Season:

Career:

3- Point Field Goals Attempted

Season:

Career:

Free Throws

Season: 1 vs. Georgia State (11/20/19)

Career: 2 vs. North Carolina (3/7/19)

Free Throws Attempted

Season: 2 vs. Georgia State (11/20/19)

Career: 2, 2x, last vs. Georgia State (11/20/19)

Rebounds

Season: 1 vs. Grambling State (11/10/19)

Career: 1, 5x, last vs. Grambling State (11/10/19)

Assists

Season: 1, 2x, last vs. Georgia State (11/20/19)

Career: 1, 4x, last vs. Georgia State (11/20/19)

Steals

Season: 1 vs. Houston (11/5/19)

Career: 1, 2x, last vs. Houston (11/5/19)

Blocks

Season:

Career:

Turnovers

Season: 3 vs. Houston (11/5/19)

Career: 3 vs. Houston (11/5/19)

Minutes

Season: 11 vs. Houston (11/5/19)

Career: 15 vs. North Carolina (3/7/19)

Miscellaneous

	Career	19-20
Double-Doubles:	-	-
Double Figure Points:	-	-
Double Figure Rebounds:	-	-
Led Team In Points/Rebs:	-	-
20+ Points:	-	-

2019-20 GAME-BY-GAME

Opponent	Date	gs	min	Total		3-Pointers		Free throws		Rebounds				pf	a	t/o	blk	stl	pts	avg
				fg-fga	pct	3fg-fga	pct	ft-fga	pct	off	def	tot	avg							
HOUSTON	11/05/19	11		0-0	.000	0-0	.000	0-0	.000	0	0	0	0.0	2	0	3	0	1	0	0.0
GRAMBLING	11/10/19	4		0-0	.000	0-0	.000	0-0	.000	0	1	1	0.5	0	1	1	0	0	0	0.0
at Georgia	11/17/19	2		0-0	.000	0-0	.000	0-0	.000	0	0	0	0.3	0	0	1	0	0	0	0.0
GEORGIA ST.	11/20/19	5		0-0	.000	0-0	.000	1-2	.500	0	0	0	0.3	0	1	0	0	0	1	0.3
Totals		0	22	0-0	.000	0-0	.000	1-2	.500	0	1	1	0.3	2	2	5	0	1	1	0.3

Games played: 4

Minutes/game: 5.5

Points/game: 0.3

FT Pct: 50.0

Rebounds/game: 0.3

Assists/game: 0.5

Turnovers/game: 1.3

Assist/turnover ratio: 0.4

Steals/game: 0.3

**LORELA CUBAJ****#13****Junior • 6'4" • Forward • Terni, Italy • Istituto Paritario G. Parini****THE CUBAJ FILE**

Led team with nine rebounds in season-opener against Houston (11/5)...Chipped in 14 points in Tech's win over Grambling State (11/10), hitting five field goals and four free throws...Tied for team-best with eight rebounds against the Tigers...Had a strong outing at Georgia (11/17), finishing with nine points, eight rebounds and three blocks as Tech defeated Georgia in Athens for the first time in program history...Notched first double-double of the season against Georgia State (11/20) with 12 points and 12 rebounds, while also season-best four steals

KEY SEASON AVERAGES

Points	Rebounds	Blocks
10.5	9.3	2.0

CAREER & SEASON HIGHS**Points**

Season: 14 vs. Grambling State (11/10/19)

Career: 17, 2x, last at UNC (1/31/19)

Field Goals

Season: 5, 2x, last vs. Georgia State (11/20/19)

Career: 8, 2x, last at UNC (1/31/19)

Field Goals Attempted

Season: 11, 2x, last vs. Georgia State (11/20/19)

Career: 16 vs. Bethune-Cookman (3/15/18)

3- Point Field Goals

Season: 1, 2x, last vs. Georgia State (11/20/19)

Career: 1, 4x, last vs. Georgia State (11/20/19)

3- Point Field Goals Attempted

Season: 2, 2x, last vs. Georgia State (11/20/19)

Career: 2, 3x, last vs. Georgia State (11/20/19)

Free Throws

Season: 4 vs. Grambling State (11/10/19)

Career: 5 vs. Duke (1/10/19)

Free Throws Attempted

Season: 4, 2x, last vs. Grambling State (11/10/19)

Career: 11 vs. Duke (1/10/19)

Rebounds

Season: 12 vs. Georgia State (11/20/19)

Career: 13 vs Bethune-Cookman (3/15/18)

Assists

Season: 3, 2x, last vs. Georgia State (11/20/19)

Career: 7 vs. Bethune-Cookman (3/15/18)

Steals

Season: 4 vs. Georgia State (11/20/19)

Career: 5, twice

Blocks

Season: 3, 2x, last at Georgia (11/17/19)

Career: 3, 7x, last at Georgia (11/17/19)

Turnovers

Season: 7 vs. Houston (11/5/19)

Career: 7 vs. Houston (11/5/19)

Minutes

Season: 35 at Georgia (11/17/19)

Career: 50 at Houston (11/9/18)

Miscellaneous

	Career	19-20
Double-Doubles:	5	1
Double Figure Points:	12	2
Double Figure Rebounds:	9	1
Led Team In Points/Rebs:	2/18	0/4
20+ Points:	-	-

2019-20 GAME-BY-GAME

Opponent	Date	qs	min	Total		3-Pointers		Free throws		Rebounds								pts	avg
				fg-fga	pct	3fg-fga	pct	ft-fa	pct	off	def	tot	avg	pf	a	t/o	blk	stl	
HOUSTON	11/05/19	*	29	3-10	.300	0-1	.000	1-4	.250	3	6	9	9.0	4	1	7	2	1	7.0
GRAMBLING	11/10/19	*	31	5-11	.455	0-0	.000	4-4	1.000	5	3	8	8.5	1	1	0	3	2	14
at Georgia	11/17/19	*	35	4-7	.571	1-2	.500	0-0	.000	3	5	8	8.3	3	3	0	3	0	9
GEORGIA ST.	11/20/19	*	25	5-11	.455	1-3	.333	1-2	.500	2	10	12	9.3	4	3	0	0	4	12
Totals			4	120	17-39	.436	2-6	.333	6-10	.600	13	24	37	9.3	12	8	7	8	42

Games played: 4

Minutes/game: 30.0

Points/game: 10.5

FG Pct: 43.6

3FG Pct: 33.3

FT Pct: 60.0

Rebounds/game: 9.3

Assists/game: 2.0

Turnovers/game: 1.8

Assist/turnover ratio: 1.1

Steals/game: 1.8

Blocks/game: 2.0



NEREA HERMOSA

#20

Freshman • 6'5" • Center • Vitoria, Spain • IES Joaquim Blume

THE HERMOSA FILE

Made her collegiate debut against Houston (11/5), finishing with four points and three rebounds...Had a strong performance against Grambling State (11/10), notching her first double-figure game with 15 points, going 5-for-6 from both the field and free throw line...Blocked three shots in Tech's win at Georgia (11/17), marking the first program win in history in Athens...Pulled down season-best nine rebounds in win over Georgia State (11/20), while also dishing out season-high four assists

KEY SEASON AVERAGES

Points	Rebounds	Assists
6.8	5.0	2.0

CAREER & SEASON HIGHS

Points

Season: 15 vs. Grambling State (11/10/19)

Field Goals

Season: 5 vs. Grambling State (11/10/19)

Field Goals Attempted

Season: 7 vs. Georgia State (11/20/19)

3- Point Field Goals

Season:

3- Point Field Goals Attempted

Season:

Free Throws

Season: 5 vs. Grambling State (11/10/19)

Free Throws Attempted

Season: 6 vs. Grambling State (11/10/19)

Rebounds

Season: 9 vs. Georgia State (11/20/19)

Assists

Season: 4 vs. Georgia State (11/20/19)

Steals

Season: 3 vs. Grambling State (11/10/19)

Blocks

Season: 2 at Georgia (11/17/19)

Turnovers

Season: 3, 2x, last vs. Georgia State (11/20/19)

Minutes

Season: 26 vs. Grambling State (11/10/19)

Miscellaneous

	Career	19-20
Double-Doubles:	-	-
Double Figure Points:	1	1
Double Figure Rebounds:	-	-
Led Team In Points/Rebs:	-	-
20+ Points:	-	-

2019-20 GAME-BY-GAME

Opponent	Date	gs	min	Total		3-Pointers		Free throws		Rebounds				pf	a	t/o	blk	stl	pts	avg	
				fg-fga	pct	3fg-fga	pct	ft-fa	pct	off	def	tot	avg								
HOUSTON	11/05/19	*	9	1-2	.500	0-0	.000	2-4	.500	2	1	3	3.0	4	1	3	0	0	4	4.0	
GRAMBLING	11/10/19	*	26	5-6	.833	0-0	.000	5-6	.833	1	4	5	4.0	2	3	0	0	3	15	9.5	
at Georgia	11/17/19	*	19	1-6	.167	0-0	.000	0-0	.000	1	2	3	3.7	3	0	0	2	1	2	7.0	
GEORGIA ST.	11/20/19	*	26	3-7	.429	0-0	.000	0-0	.000	2	7	9	5.0	2	4	3	1	2	6	6.8	
Totals			4	80	10-21	.476	0-0	.000	7-10	.700	6	14	20	5.0	11	8	6	3	6	27	6.8

Games played: 4

Minutes/game: 20.0

Points/game: 6.8

FG Pct: 47.6

FT Pct: 70.0

Rebounds/game: 5.0


Assists/game: 2.0

Turnovers/game: 1.5

Assist/turnover ratio: 1.3

Steals/game: 1.5

Blocks/game: 0.8

**RONNI NWORA****#21**

Freshman • 6'2" • Forward/Center • Buffalo, N.Y. • The Park School of Buffalo

THE NWORA FILE**KEY SEASON AVERAGES**

Points	Rebounds	Assists
0.0	0.0	0.0

CAREER & SEASON HIGHS**Points**

Season:

Field Goals

Season:

Field Goals Attempted

Season:

3- Point Field Goals

Season:

3- Point Field Goals Attempted

Season:

Free Throws

Season:

Free Throws Attempted

Season:

Rebounds

Season:

Assists

Season:

Steals

Season:

Blocks

Season:

Turnovers

Season:

Minutes

Season:

Miscellaneous

	Career	19-20
Double-Doubles:	-	-
Double Figure Points:	-	-
Double Figure Rebounds:	-	-
Led Team In Points/Rebs:	-	-
20+ Points:	-	-

2019-20 GAME-BY-GAME



CHANIN SCOTT

#24

Senior • 6'0" • Guard • Charlotte, N.C. • Myers Park High School

THE SCOTT FILE

KEY SEASON AVERAGES (2018-19)

Points	Rebounds	Assists
5.6	3.7	1.1

CAREER & SEASON HIGHS

Points

Season: 14, 2x, last vs. Alabama State (12/5/18)
Career: 17, 2x, last vs. Southern Miss (12/21/17)

Field Goals

Season: 7 at Georgia State (12/2/18)
Career: 7, 4x, last at Georgia State (12/2/18)

Field Goals Attempted

Season: 12 vs. Georgia (11/18/18)
Career: 13 at Kennesaw State (11/16/16)

3- Point Field Goals

Season: 1 vs. North Carolina (3/7/19)
Career: 3 vs. Southern Miss (12/21/17)

3- Point Field Goals Attempted

Season: 1, 4x, last vs. NC State (1/27/19)
Career: 3, 4x, last vs. North Carolina (3/7/19)

Free Throws

Season: 6 vs. Idaho State (11/23/18)
Career: 6 vs. Idaho State (11/23/18)

Free Throws Attempted

Season: 8 vs. Idaho State (11/23/18)
Career: 8 vs. Idaho State (11/23/18)

Rebounds

Season: 10 vs. North Carolina (3/7/19)
Career: 13 at Princeton (11/19/17)

Assists

Season: 4, 2x, last vs. Virginia Tech (2/17/19)
Career: 4, 2x, last vs. Virginia Tech (2/17/19)

Steals

Season: 6 vs. GW (11/22/18)
Career: 6 vs. GW (11/22/18)

Blocks

Season: 1, 2x, last vs. Virginia Tech (2/17/19)
Career: 3 vs. Clemson (12/31/17)

Turnovers

Season: 5 at Boston College (1/3/19)
Career: 5, 2x, last at Boston College (1/3/19)

Minutes

Season: 37 vs. North Carolina (3/7/19)
Career: 37 vs. North Carolina (3/7/19)

Miscellaneous

	Career	18-19
Double-Doubles:	3	1
Double Figure Points:	23	6
Double Figure Rebounds:	4	1
Led Team In Points/Rebs:	5/3	0/2
20+ Points:	-	-

2018-19 GAME-BY-GAME

**LOTTA-MAJ LAHTINEN****#31****Sophomore • 5'7" • Guard • Helsinki, Finland • Makelanrinne Sports****THE LAHTINEN FILE**

Recorded a career-night in the season-opener, scoring a personal-best 16 points against Houston (11/5) off a career-high seven field goals...Also pulled down a personal-best eight rebounds against the Cougars...Chipped in 11 points at Georgia (11/17) in Tech's first win in program history in Athens

KEY SEASON AVERAGES

Points Rebounds Assists
10.0 5.5 3.0

CAREER & SEASON HIGHS**Points**

Season: 16 vs. Houston (11/5/19)

Career: 16 vs. Houston (11/5/19)

Field Goals

Season: 7 vs. Houston (11/5/19)

Career: 7 vs. Houston (11/5/19)

Field Goals Attempted

Season: 14 vs. Houston (11/5/19)

Career: 14 vs. Houston (11/5/19)

3- Point Field Goals

Season: 2, 2x, last at Georgia (11/17/19)

Career: 2, 5x, last at Georgia (11/17/19)

3- Point Field Goals Attempted

Season: 6 vs. Grambling State (11/10/19)

Career: 6, 2x, last vs. Grambling State (11/10/19)

Free Throws

Season: 2 vs. Grambling State (11/10/19)

Career: 6 at UNC (1/31/19)

Free Throws Attempted

Season: 2, 3x, last vs. Georgia State (11/20/19)

Career: 6 at UNC (1/31/19)

Rebounds

Season: 8 vs. Houston (11/5/19)

Career: 8 vs. Houston (11/5/19)

Assists

Season: 6 vs. Grambling State (11/10/19)

Career: 7 vs. Florida State (3/3/19)

Steals

Season: 2 vs. Houston (11/5/19)

Career: 6, 2x, last at Virginia (2/24/19)

Blocks

Season: 1 vs. Houston (11/5/19)

Career: 1, 3x, last vs. Houston (11/5/19)

Turnovers

Season: 1 vs. Grambling State (11/10/19)

Career: 8 at Houston (11/9/18)

Minutes

Season: 34 vs. Houston (11/5/19)

Career: 39 at Miami (2/28/19)

Miscellaneous

	Career	19-20
Double-Doubles:	-	-
Double Figure Points:	5	2
Double Figure Rebounds:	-	-
Led Team In Points/Rebs:	1/0	-
20+ Points:	-	-

2019-20 GAME-BY-GAME

Opponent	Date	qs	min	Total		3-Pointers		Free throws		Rebounds				pf	a	t/o	blk	stl	pts	avg
				fg-fga	pct	3fg-fga	pct	ft-fga	pct	off	def	tot	avg							
HOUSTON	11/05/19	*	34	7-14	.500	1-5	.200	1-1	1.000	6	2	8	8.0	1	4	0	1	2	16	16.0
GRAMBLING	11/10/19	*	25	2-10	.200	2-6	.333	2-2	1.000	3	1	4	6.0	2	6	1	0	0	8	12.0
at Georgia	11/17/19	*	33	4-9	.444	2-4	.500	1-2	.500	2	1	3	5.0	3	0	0	0	0	11	11.7
GEORGIA ST.	11/20/19	*	27	2-4	.500	0-0	.000	1-2	.500	3	4	7	5.5	2	2	0	0	0	5	10.0
Totals			4	119	15-37	.405	5-15	.333	5-7	.714	14	8	22	5.5	8	12	1	2	40	10.0

Games played: 4

Minutes/game: 29.8

Points/game: 10.0

FG Pct: 40.5

3FG Pct: 33.3

FT Pct: 71.4

Rebounds/game: 5.5

Assists/game: 3.0

Turnovers/game: 0.3

Assist/turnover ratio: 12.0

Steals/game: 0.5

Blocks/game: 0.3



FRANCESCA PAN

#33

Senior • 6'1" • Guard • Bassano del Grappa, Italy • Istituto G. Parini Mestre

THE PAN FILE

Opened her senior season leading the Yellow Jackets offensively in both games, scoring 24 points against Houston (11/5) and 17 points against Grambling State (11/10)...Her 24 points in the opener were two points shy of matching her career-high...Led Jackets offensively at Georgia (11/17) with 20 points, hitting 4-of-6 three-pointers and four free throws...Secured seven rebounds as Tech defeated Georgia for the first time in program history in Athens

KEY SEASON AVERAGES

Points	Rebounds	Assists
17.5	5.5	2.5

CAREER & SEASON HIGHS

Points

Season: 24 vs. Houston (11/5/19)

Career: 26, 2x, last vs. Virginia Tech (2/17/19)

Field Goals

Season: 8 vs. Houston (11/5/19)

Career: 10, 2x, last at Houston (11/9/18)

Field Goals Attempted

Season: 17 vs. Grambling State (11/10/19)

Career: 23, 3x, last vs. Clemson (2/28/18)

3- Point Field Goals

Season: 6 vs. Houston (11/5/19)

Career: 6 vs. Houston (11/5/19)

3- Point Field Goals Attempted

Season: 11, 2x, last vs. Grambling State (11/10/19)

Career: 14, 2x, last at Virginia (2/24/19)

Free Throws

Season: 4 at Georgia (11/17/19)

Career: 7, 5x, last vs. Virginia Tech (2/17/19)

Free Throws Attempted

Season: 4 at Georgia (11/17/19)

Career: 10, 2x, last at Syracuse (1/4/18)

Rebounds

Season: 7, 2x, last at Georgia (11/17/19)

Career: 10 vs. Syracuse (1/20/19)

Assists

Season: 4 vs. Georgia State (11/20/19)

Career: 4, 8x, last vs. Georgia State (11/20/19)

Steals

Season: 3 vs. Houston (11/5/19)

Career: 6, 2x, last vs. WCU (11/14/18)

Blocks

Season: 1, 4x, last vs. Georgia State (11/20/19)

Career: 3 vs. Alabama State (11/13/16)

Turnovers

Season: 4 at Georgia (11/17/19)

Career: 8, 2x, last at Georgia State (12/2/18)

Minutes

Season: 34 vs. Houston (11/5/19)

Career: 50 vs. Michigan (4/1/17)

Miscellaneous

	Career	19-20
Double-Doubles:	1	-
Double Figure Points:	68	3
Double Figure Rebounds:	1	-
Led Team In Points/Rebs:	29/3	3/0
20+ Points:	17	2

2019-20 GAME-BY-GAME

				Total		3-Pointers		Free throws		Rebounds											
Opponent	Date	gs	min	fg-fga	pct	3fg-fga	pct	ft-fia	pct	off	def	tot	avg	pf	a	t/o	blk	stl	pts	avg	
HOUSTON	11/05/19	*	34	8-16	.500	6-11	.545	2-2	1.000	3	4	7	7.0	0	2	1	1	3	24	24.0	
GRAMBLING	11/10/19	*	28	7-17	.412	3-11	.273	0-0	.000	0	2	2	4.5	1	3	1	1	0	17	20.5	
at Georgia	11/17/19	*	32	6-12	.500	4-6	.667	4-4	1.000	0	7	7	5.3	3	1	4	1	0	20	20.3	
GEORGIA ST.	11/20/19	*	26	4-12	.333	0-5	.000	1-2	.500	1	5	6	5.5	1	4	2	1	0	9	17.5	
Totals			4	120	25-57	.439	13-33	.394	7-8	.875	4	18	22	5.5	5	10	8	4	3	70	17.5

Games played: 4

Minutes/game: 30.0

Points/game: 17.5

FG Pct: 43.9

3FG Pct: 39.4

FT Pct: 87.5

Rebounds/game: 5.5

Assists/game: 2.5

Turnovers/game: 2.0

Assist/turnover ratio: 1.3

Steals/game: 0.8

Blocks/game: 1.0

**KIERRA FLETCHER**

#41

Junior • 5'9" • Guard • Warren, Mich. • Warren Cousino High School

THE FLETCHER FILE

Recorded her first game in double-figures against Grambling State (11/10), chipping in 13 points, while dishing out seven assists to match her career-high..
Second on the team in scoring at Georgia (11/17), pitching in 16 points on seven field goals, including her first-ever three-pointer as Tech defeated Georgia in Athens for the first time in program history

KEY SEASON AVERAGES

Points	Rebounds	Assists
11.3	6.0	5.3

CAREER & SEASON HIGHS**Points**

Season: 16 at Georgia (11/17/19)

Career: 25 at Houston (11/9/18)

Field Goals

Season: 7 at Georgia (11/17/19)

Career: 10 at Houston (11/9/18)

Field Goals Attempted

Season: 16 at Georgia (11/17/19)

Career: 16 at Georgia (11/17/19)

3- Point Field Goals

Season: 1 at Georgia (11/17/19)

Career: 1 at Georgia (11/17/19)

3- Point Field Goals Attempted

Season: 2 at Georgia (11/17/19)

Career: 2, 2x, last at Georgia (11/17/19)

Free Throws

Season: 3, 2x, last vs. Grambling State (11/10/19)

Career: 10 vs. Syracuse (1/20/19)

Free Throws Attempted

Season: 4, 2x, last vs. Grambling State (11/10/19)

Career: 11, 2x, last vs. Syracuse (1/20/19)

Rebounds

Season: 8 vs. Grambling State (11/10/19)

Career: 14 vs. Seton Hall (12/20/18)

Assists

Season: 7, 2x, last at Georgia (11/17/19)

Career: 7, 4x, last at Georgia (11/17/19)

Steals

Season: 6 vs. Grambling State (11/10/19)

Career: 7 vs. Miami (2/22/18)

Blocks

Season: 1 at Georgia (11/17/19)

Career: 3 at Notre Dame (2/3/19)

Turnovers

Season: 4 vs. Houston (11/5/19)

Career: 7, 2x, last at Houston (11/9/18)

Minutes

Season: 28 vs. Houston (11/5/19)

Career: 48 at Houston (11/9/18)

Miscellaneous

	Career	19-20
Double-Doubles:	2	-
Double Figure Points:	23	2
Double Figure Rebounds:	3	-
Led Team In Points/Rebs:	5/6	-
20+ Points:	2	-

2019-20 GAME-BY-GAME

Opponent	Date	qs	min	Total		3-Pointers		Free throws		Rebounds				pf	a	t/o	blk	stl	pts	avg	
				fg-fga	pct	3fg-fga	pct	ft-fa	pct	off	def	tot	avg								
HOUSTON	11/05/19	*	28	3-8	.375	0-0	.000	3-4	.750	3	4	7	7.0	3	3	4	0	0	9	9.0	
GRAMBLING	11/10/19	*	31	5-6	.833	0-0	.000	3-4	.750	5	3	8	7.5	0	7	1	0	6	13	11.0	
at Georgia	11/17/19	*	37	7-16	.438	1-2	.500	1-1	1.000	3	4	7	7.3	1	7	3	1	2	16	12.7	
GEORGIA ST.	11/20/19	*	27	3-4	.750	0-0	.000	1-2	.500	0	2	2	6.0	2	4	2	0	0	7	11.3	
Totals			4	123	18-34	.529	1-2	.500	8-11	.727	11	13	24	6.0	6	21	10	1	8	45	11.3

Games played: 4

Minutes/game: 30.8

Points/game: 11.3

FG Pct: 52.9

3FG Pct: 50.0

FT Pct: 72.7

Rebounds/game: 6.0

Assists/game: 5.3

Turnovers/game: 2.5

Assist/turnover ratio: 2.1

Steals/game: 2.0

Blocks/game: 0.3

TV/RADIO ROSTER



**Daijah
Jefferson**
F • 6-2 • r-So.

00



**Jasmine
Carson**
G • 5-10 • So.

2



**Sarah
Bates**
G • 5-9 • r-So.

3



**Anne Françoise
Diouf**
F • 6-4 • r-Jr.

4




**Kondalia
Montgomery**
G • 5-7 • So.

12



**Lorela
Cubaj**
F • 6-4 • Jr.

13



**Nerea
Hermosa**
C • 6-5 • Fr.

20



**Ronni
Nwora**
F/C • 6-2 • Fr.

21



**Chanin
Scott**
G • 6-0 • Sr.

24



**Lotta-Maj
Lahtinen**
G • 5-7 • So.

31



**Francesca
Pan**
G • 6-1 • Sr.

33



**Kierra
Fletcher**
G • 5-9 • Jr.

41



Nell Fortner
Head Coach



Tasha Butts
Assistant Coach



Blanche Alverson
Assistant Coach



Brandy Manning
Assistant Coach



Mickie DeMoss
Chief of Staff



Ashlee Villarreal
Director of Operations



Sydney Durrah
Director of Video



Cortnee Walton
Recruiting Operations



Katie Wilkins
Graduate Manager



Yolanda Berryhill
Player Development Coach



Rachel Matthews
Athletic Trainer