

# GEORGIA TECH

127<sup>TH</sup> SEASON • 4 NATIONAL CHAMPIONSHIPS • 15 CONFERENCE CHAMPIONSHIPS • 45 BOWL APPEARANCES • 25 BOWL VICTORIES

## GEORGIA TECH (2-7, 1-5 ACC) vs. VIRGINIA TECH (6-3, 3-2 ACC)

SATURDAY, NOVEMBER 16, 2019 • 3:30 P.M. ET • ATLANTA, GA. • BOBBY DODD STADIUM (55,000)

### MATCHUP AT A GLANCE



#### GEORGIA TECH

2-7 (1-5 ACC)	vs.	<b>VIRGINIA TECH</b>
Atlanta, Ga.	<b>Record</b>	6-3 (3-2 ACC)
1885	<b>Location</b>	Blacksburg, Va.
35,000	<b>Founded</b>	1872
Yellow Jackets, Ramblin' Wreck	<b>Enrollment</b>	31,000
Tech Gold and White	<b>Nickname</b>	Hokies
Atlantic Coast (Coastal Division)	<b>Colors</b>	Chicago Maroon & Burnt Orange
Bobby Dodd Stadium at Historic Grant Field (55,000)	<b>Conference</b>	Atlantic Coast (Coastal Division)
Geoff Collins	<b>Stadium (Capacity)</b>	Worsham Field at Lane Stadium (65,632)
2-7 (1st season)	<b>Head Coach</b>	Justin Fuente
17-17 (3rd season)	<b>Head Coach's Record at School</b>	31-18 (4th season)
None	<b>Head Coach's Overall Record</b>	57-41 (8th season)
Spread Pro-Style	<b>National Ranking</b>	None
18.3 (14th/119th)	<b>Basic Offense</b>	Multiple
156.8 (8th/75th)	<b>Points Per Game (Conference/National Rank)</b>	29.8 (6th/64th)
150.8 (14th/120th)	<b>Rushing Yards Per Game (Conference/National Rank)</b>	172.2 (5th/53rd)
307.6 (14th/121st)	<b>Passing Yards Per Game (Conference/National Rank)</b>	213.4 (11th/84th)
4-2-5 Effort Based	<b>Total Yards Per Game (Conference/National Rank)</b>	385.7 (8th/81st)
29.6 (11th/82nd)	<b>Basic Defense</b>	4-2-5
210.7 (14th/119th)	<b>Points Allowed Per Game (Conference/National Rank)</b>	27.2 (7th/65th)
406.3 (9th/75th)	<b>Rushing Yards Allowed Per Game (Conference/National Rank)</b>	131.8 (5th/53rd)
L, 33-28 at Virginia (Nov. 9, 2019)	<b>Passing Yards Allowed Per Game (Conference/National Rank)</b>	258.9 (11th/105th)
	<b>Total Yards Allowed Per Game (Conference/National Rank)</b>	390.7 (7th/63rd)
	<b>Last Game</b>	W, 36-17 vs. Wake Forest (Nov. 9, 2019)



#### VIRGINIA TECH

### 2019 GEORGIA TECH SCHEDULE/RESULTS

• Overall: **2-7** | ACC: **1-5** | Place: **7th (Coastal)**  
• Home: **1-3** | Away: **1-4** | Neutral: **0-0** | Streak: **L2**

Date	Opponent	Time/Result	TV
Aug. 29 (Thu.)	at No. 1/1 Clemson*	L, 52-14	ACCN
Sept. 7	<b>USF</b>	W, 14-10	ACCN
Sept. 14	<b>THE CITADEL</b>	L, 27-24 <sup>OT</sup>	ACC RSN
Sept. 28	at Temple	L, 24-2	CBSN
Oct. 5	<b>NORTH CAROLINA*</b>	L, 38-22	ACCN
Oct. 12	at Duke*	L, 41-23	ACC RSN
Oct. 19	at Miami (Fla.)*	W, 28-21 <sup>OT</sup>	ACCN
Nov. 2	<b>PITT*</b>	L, 20-10	ACC RSN
Nov. 9	at RV/RV Virginia*	L, 33-28	ACC RSN
Nov. 16	<b>RV/RV VA. TECH*</b>	3:30 p.m.	ACC RSN
Nov. 21 (Thu.)	<b>NC STATE*</b>	8 p.m.	ESPN
Nov. 30	<b>No. 5/5 GEORGIA</b>	TBA	TBA

All times Eastern; Home games in **BOLD CAPS**

\* ACC game

Ranks for past/current games = AP/Coaches ranks at time of game

Ranks for future games = current AP/Coaches rank

### ON THE AIR

**TV:** ACC RSN

- **Play-by-Play** ..... Evan Lepler
- **Analyst** ..... Dave Archer
- **Sideline Reporter** ..... Abby Labar
- In Atlanta: Fox Sports Southeast
- Online: Fox Sports Go (in-market); WatchESPN.com (out-of-market)

**RADIO:** Georgia Tech IMG Sports Network

- **Play-by-Play** ..... Andy Demetra
- **Analyst** ..... Sean Bedford
- **Sideline Reporter** ..... Wiley Ballard
- In Atlanta: 680 AM/93.7 FM The Fan
- Across Georgia: Visit RamblinWreck.com for 31-station affiliate list
- Satellite: Sirius 206 / XM 201
- Mobile App: GT Gameday
- TuneIn: buzz.gt/LiveTuneIn

### GEORGIA TECH'S LAST GAME

<b>at Virginia</b>	L, 33-28
<b>Date</b>	Nov. 9
<b>Location</b>	Charlottesville, Va. (Scott Stadium)
<b>Total Offense</b>	372
<b>Rushing</b>	143
<b>Passing</b>	229
<b>Turnovers</b>	1
<b>Total Defense</b>	413
<b>Rushing</b>	155
<b>Passing</b>	258
<b>Takeaways</b>	0
<b>Passing Leader</b>	
James Graham	15-22-1, 229 yds., 2 TD
<b>Receiving Leaders</b>	
Adonias Sanders	5 rec., 21 yds.
Tobias Oliver	4 rec., 57 yds.
Ahmarean Brown	1 rec., 59 yds., 1 TD
<b>Rushing Leaders</b>	
Jordan Mason	19 att., 94 yds.
<b>Defensive Leaders</b>	
Juanyeh Thomas	9 tackles (5 solo), 2 PBU
David Curry	9 tackles (3 solo), 2.0 TFL, 1.0 sack
Tariq Carpenter	7 tackles (3 solo)

### TOP STORYLINES

- Georgia Tech opens a season-ending three-game homestand on Saturday when it welcomes ACC Coastal Division rival Virginia Tech to Bobby Dodd Stadium.
- Georgia Tech is closing the regular season with three-straight home games for the first time since 1991, when the Yellow Jackets beat Furman (19-17) and Wake Forest (27-3) and lost to Georgia (18-15) to finish off a 7-5 regular season.
- Georgia Tech turned in another outstanding effort in last Saturday's 33-28 loss at ACC Coastal leader Virginia. Playing without four defensive starters (after having already lost three offensive starters to season-ending injuries earlier in the year), the Jackets gave UVA its toughest test of the year at home, where it is 5-0 this season.
- Saturday's game is the Yellow Jackets' fourth-straight against one the top four teams in the ACC Coastal standings (7-3 Virginia, 6-3 Pitt, 6-3 Virginia Tech, 6-4 Miami). Georgia Tech's first three games in the challenging stretch include a 28-21 overtime win at Miami and narrow losses to Pitt (20-10) and UVA (33-28).
- Georgia Tech continues to field one of the nation's youngest teams. In addition to only having eight seniors on their active roster (second-fewest in the nation), 30 freshmen (15 true, 15 redshirt) have seen action for the Yellow Jackets this season.

- Among the plethora of young players that are contributing are redshirt freshman quarterback **James Graham** and true freshman wide receiver **Ahmarean Brown**. Graham, who threw for a career-high 229 yards last Saturday at Virginia, has eight touchdown passes this season, the most by a Georgia Tech freshman since Reggie Ball threw for 10 scores as a true freshman in 2003. Brown, who has caught a touchdown pass from Graham in each of the past three games, has five touchdown receptions this season, which is just two shy of the Georgia Tech freshman record of seven, set by Calvin Johnson as a true freshman in 2004.

### SERIES HISTORY

**Series Record (Streak):** ..... Virginia Tech leads 9-7 (GT, W3)  
**at Georgia Tech:** ..... Virginia Tech leads 5-3  
**at Virginia Tech:** ..... Virginia Tech leads 4-4  
**Neutral Sites:** ..... N/A  
**Last Meeting:** . Georgia Tech 49, Virginia Tech 28 (Oct. 25, 2018 - Blacksburg, Va.)

### TALE OF THE TAPE

Average heights and weights of players listed Above The Line  
(Georgia Tech)/on the depth chart (Virginia Tech):

Georgia Tech		Virginia Tech
6-4, 300	<b>Offensive Line</b>	6-3, 319
6-4, 239	<b>Tight Ends</b>	6-2, 252
6-1, 209	<b>Offensive Backs (QB and RB)</b>	6-2, 213
6-1, 185	<b>Receivers</b>	6-1, 196
6-3, 269	<b>Defensive Line</b>	6-1, 265
6-1, 221	<b>Linebackers</b>	6-1, 232
6-2, 197	<b>Defensive Backs</b>	6-0, 202

### TOP PERFORMERS AT A GLANCE

PASSING	COMP.	ATT.	INT.	YDS.	TD
<b>Georgia Tech</b>					
James Graham	68	144	5	952	8
<b>Virginia Tech</b>					
Ryan Willis	72	117	5	906	9
RUSHING	ATT.	YDS.	AVG.	TD	
<b>Georgia Tech</b>					
Jordan Mason	129	716	5.6	7	
<b>Virginia Tech</b>					
Deshawn McCleese	127	566	4.5	5	
RECEIVING	NO.	YDS.	AVG.	TD	
<b>Georgia Tech</b>					
Ahmarean Brown	17	361	21.2	5	
<b>Virginia Tech</b>					
Damon Hazelton	22	386	17.6	6	
TACKLES	UT	AT	TT	TFL	SACK
<b>Georgia Tech</b>					
David Curry	37	37	74	3.5	2.0
<b>Virginia Tech</b>					
Rayshard Ashby	45	42	87	13.0	3.0

## GEORGIA TECH MEDIA AVAILABILITY

SUN 10	MON 11	TUE 12	WED 13	THU 14	FRI 15	SAT 16
NO AVAILABILITY	NO AVAILABILITY	<p><b>Approx. 9:15 a.m.</b> — Practice open to media for approximately 20 min. (Rose Bowl Field/Brock Football Practice Facility — enter at gate at corner of Fowler Street and 6th Street)</p> <p><b>11:30 a.m.</b> — Head coach Geoff Collins weekly press conference (Bobby Dodd Stadium — Letterwinners Lounge — enter at Gate 6, adjacent to Callaway Plaza, take elevator to Suite Level and make a left off the elevator)</p> <p><b>Following Coach Collins' press conference</b> — Media availability: offensive coordinator Dave Patenaude and defensive coordinator Andrew Thacker</p>	<p><b>Approx. 3:30 p.m.</b> — Practice open to media for approximately 20 min. (Rose Bowl Field/Brock Football Practice Facility — enter at gate at corner of Fowler Street and 6th Street)</p> <p><b>Approx. 5:15 p.m.</b> — Media availability: Selected student-athletes (Bobby Dodd Stadium — Gate 6 Lobby, adjacent to Callaway Plaza)</p>	NO AVAILABILITY	NO AVAILABILITY	<p><b>Postgame press conference</b> - Head coach Geoff Collins and selected student-athletes (location: Edge/Rice Center museum area — north end of Bobby Dodd Stadium)</p>

## GEORGIA TECH ATHLETICS COMMUNICATIONS & PUBLIC RELATIONS

- **Assistant A.D./Communications & P.R. (Primary Football Contact):** Mike Flynn  
Office: (404) 894-5445 • Mobile: (828) 964-6406  
Email: mflynn@athletics.gatech.edu
- **Assistant Director/Communications & P.R. (Secondary Football Contact):** Andrew Clausen  
Office: (404) 894-5445 • Mobile: (678) 764-0867  
Email: aclausen@athletics.gatech.edu
- **Associate Director/Communications & P.R. (Football Credentials):** Mike Stamus  
Office: 404-894-5445 • Mobile: (404) 218-9723  
Email: mstamus@athletics.gatech.edu

## FOLLOW GEORGIA TECH ONLINE

OFFICIAL WEBSITE: [www.RamblinWreck.com](http://www.RamblinWreck.com)



@GTathletics  
@GeorgiaTechFB  
@GTFootball  
@CoachCollins



/GTathletics  
/GTFootball



@GTathletics  
@GeorgiaTechFB



TogetherWeSwarm



RamblinWreckTube

## GEORGIA TECH FOOTBALL BY THE NUMBERS

# 3

As a team, Georgia Tech has blocked three kicks this season, all in the last four games (blocked punt on Oct. 12 at Duke, blocked field goal on Oct. 19 at Miami, blocked punt Nov. 2 vs. Pitt). The Yellow Jackets' two blocked punts are tied for fourth in NCAA Division I FBS this season and its three total blocked kicks are tied for eighth nationally.

# 5

Georgia Tech Fr. WR **Ahmarean Brown** has five touchdown receptions this season, which is just two shy of the Georgia Tech freshman record of seven, set by Calvin Johnson as a true freshman in 2004.

# 8

Georgia Tech r-Fr. QB **James Graham** has eight touchdown passes this season, which is most by a Georgia Tech freshman since Reggie Ball threw for 10 touchdowns as a true freshman in 2003.

# 8

With season-ending injuries to WR **Jalen Camp**, OL **Kenny Cooper** and OL/DL **Jahaziel Lee**, Georgia Tech is down to eight seniors on its active roster. Texas A&M is the only NCAA Division I FBS teams with fewer seniors (6).

# 15

Twice this season, Graham has completed 15 passes in a game (Oct. 12 at Duke, last Saturday at Virginia). His 15 completions are the most in a single-game by a Yellow Jacket since Taylor Bennett completed 22 passes against Maryland on Oct. 6, 2007.

# 15/47

Georgia Tech has registered 15 sacks and 47 tackles for loss this season, marking the first time since 2013 that the Yellow Jackets have had as many as 15 sacks and 47 TFL through nine games. Last year, Georgia Tech didn't record its 15th sack until the 11th game of the season and didn't get its 47th tackle for loss until the 12th game of the year.

# 55

Georgia Tech's roster includes 55 freshmen (28 true and 27 redshirt), the 11th-most total freshmen on any NCAA Division I FBS roster this season.

# 85

Underclassmen (freshmen and sophomores) gained 85 percent of Georgia Tech's 372 yards of offense last Saturday at Virginia (314-of-372 total yards). Only one of the 10 Yellow Jackets that had a rush or a reception against UVA was an upperclassman — senior tight end **Tyler Davis**, who caught three passes for 54 yards.

## A GEORGIA TECH WIN WOULD ...

- up the Yellow Jackets to 3-7 on the season;
- move it to 2-5 in the ACC;
- be its first win over a team receiving votes in the AP or coaches Top 25 polls since a 28-22 win over No. 17 Virginia Tech in 2017;
- be its fourth-straight win over Virginia Tech;
- pull the Yellow Jackets to 8-9 all-time against the Hokies.

## A GEORGIA TECH LOSS WOULD ...

- drop it to 2-8 on the season and 1-6 in ACC play;
- snap a three-game winning streak against Virginia Tech;
- drop it to 7-10 all-time against Virginia Tech and 3-6 against the Hokies at Bobby Dodd Stadium.

## GEORGIA TECH'S 20TH HEAD COACH — GEOFF COLLINS

Geoff Collins, an Atlanta area native and one of college football's most successful and innovative coaches, was named the 20th football head coach in Georgia Tech history on Dec. 7, 2018.

Born in Decatur, Ga. and raised in Conyers, Ga., Collins took the reins at Georgia Tech after serving as the head coach at Temple University in 2017 and 2018. At Temple, he put together the most successful first two seasons by a head coach in the school's 121-year football history.

Collins compiled 15 wins and led Temple to two bowl games in his two seasons with the Owls, which are both school records for a coach in his first two campaigns at TU.

In his first season at Temple, Collins led the Owls a 28-3 win over Florida International in the 2017 Gasparilla Bowl, which was good for only the third bowl victory in school history and its first since 2011.

He coached the Owls to an 8-4 record and 7-1 mark in the American Athletic Conference in 2018, with Temple's only conference defeat coming at No. 8-ranked and undefeated UCF. The 8-4 campaign earned Temple a berth in the Independence Bowl.

Prior to becoming head coach at Temple, Collins was one of the nation's most respected defensive coordinators, serving in the role at Florida (2015-16), Mississippi State (2013-14, co-DC: 2011-12), FIU (2010) and his alma mater, Western Carolina (2002-05).

Highlights of his career as a coordinator included ranking among the nation's top 10 in total defense in each of his two seasons at Florida (No. 8 in 2015 and No. 5 in 2016), ranking among the top 25 nationally in total defense (18th - 2013) and scoring defense (23rd - 2014) during his two seasons calling plays at Mississippi State and leading the Sun Belt Conference in total defense, scoring defense and turnover margin in his lone campaign at FIU (2010).

He is the only coach to ever be nominated for the Broyles Award, given to college football's top assistant coach, at three different schools (FIU – 2010, Mississippi State – 2014 and Florida – 2015).

Collins' 26-year career also includes a pair of prior stints at Georgia Tech. He first came to The Flats as a graduate assistant (1999-2000), then tight ends coach (2001) under head coach George O'Leary from 1999-2001, followed by a year as director of player personnel under head coach Chan Gailey in 2006.

During his initial three seasons at Georgia Tech under O'Leary, the Yellow Jackets were 25-12 with three consecutive bowl appearances. As the Jackets' director of player personnel in 2006, Collins led the efforts to land a recruiting class that included Derrick Morgan (all-American, first-round NFL Draft pick), Morgan Burnett (all-American, third-round NFL Draft pick), Joshua Nesbitt (quarterbacked GT to two ACC Championship Games) and Jonathan Dwyer (the sixth-leading rusher in GT history).

Collins' coaching career also includes stops at Western Carolina (student assistant – 1993-94), Franklin (N.C.) H.S. (assistant coach – 1995), Fordham (linebackers coach – 1996), Albright (defensive coordinator – 1997-98), Alabama (director of player personnel – 2007) and UCF (linebackers coach/recruiting coordinator – 2008-09).

In all, Collins has recruited and/or coached more than three dozen players that have gone on to play in the National Football League. Among Collins' pupils in the NFL are Philadelphia Eagles All-Pro defensive tackle Fletcher Cox (a consensus All-American at Mississippi State and No. 12 overall pick in the 2012 NFL Draft), Tampa Bay Buccaneers cornerback Vernon Hargreaves (a consensus All-American at Florida and No. 11 overall pick in the 2016 NFL Draft), Atlanta Falcons safety Keanu Neal (the No. 17 overall pick in the 2016 NFL Draft) and Indianapolis Colts cornerback Rock Ya-Sin (who earned first-team all-American Athletic Conference honors at Temple after transferring from Presbyterian College and went on to be selected in the second round of the 2019 NFL Draft).

In addition to being renowned as a coach, strategist and evaluator, Collins is also widely recognized as the nation's top head coach when it comes to branding his football program, particularly when it comes to utilizing social media in branding and recruiting efforts. His expertise in marketing and branding has led to him being a guest lecturer for Georgia Tech's Scheller College of Business executive MBA program and a featured speaker at the 2019 Hashtag Sports conference in New York City.

His innovations in utilizing social media to aid in recruiting efforts not only helped Georgia Tech land the highest-rated recruiting class in program history in 2006-07, but also helped Alabama sign the No. 1 class in the nation in 2007-08. Alabama's 2008 signing class included running back Mark Ingram, who went on to become the first Heisman Trophy winner in Crimson Tide history in 2009.

As a student-athlete, Collins totaled 194 career tackles as an outside linebacker and defensive back at Western Carolina (1989-92). He had 68 tackles and six tackles for loss as a junior and helped lead WCU to a 7-4 record with 62 stops, including five behind the line of scrimmage, as a senior.

Collins, 48, is married to the former Jennifer Haynes. They have a daughter, Astrid (3).

### THE GEOFF COLLINS FILE

#### Personal

Hometown: Conyers, Ga.

Birthdate: April 10, 1971 (48 years old)

Education: Western Carolina, 1994

Family: Wife: Jennifer; Daughter: Astrid (3)

#### Coaching Experience

1993-94 – Western Carolina (student assistant)

1995 – Franklin (N.C.) H.S. (assistant coach)

1996 – Fordham (linebackers coach)

1997-98 – Albright (defensive coordinator)

1999-2000 – Georgia Tech (graduate assistant)

2001 – Georgia Tech (tight ends coach)

2002-05 – Western Carolina (defensive coordinator)

2006 – Georgia Tech (recruiting coordinator)

2007 – Alabama (director of player personnel)

2008-09 – UCF (linebackers coach/recruiting coordinator)

2010 – Florida International (defensive coordinator)

2011-12 – Mississippi State (co-defensive coordinator)

2013-14 – Mississippi State (defensive coordinator)

2015-16 – Florida (defensive coordinator)

2017-18 – Temple (head coach)

2019 — Georgia Tech (head coach)

#### Previous Head Coaching Experience

2017 – Temple

7-6 overall, 4-4 AAC

def. Florida International, 28-3, in 2017 Gasparilla Bowl

2018 – Temple

8-4 overall, 7-1 AAC

faced Duke in 2018 Independence Bowl

### COLLINS' CAREER HIGHLIGHTS

- 27th season in the college football coaching profession

- 17th season at an NCAA Division I FBS institution

- third season as a head coach

o 15-10 in two seasons at Temple (2017-18)

o 7-6 in 2017 – won the Gasparilla Bowl; Temple's first bowl win since 2011, only the third bowl win in school history

o 8-4 in 2018 – 7-1 in American Athletic Conference; only loss at No. 8-ranked and undefeated UCF

- 13 seasons as a defensive coordinator

- four seasons as a recruiting coordinator/director of player personnel

- As Georgia Tech's director of player personnel in 2006, he was instrumental in landing the 2007 signing class that produced:

#### o Derrick Morgan

all-American, first round NFL draft pick

#### o Morgan Burnett

all-American, third round NFL draft pick

#### o Joshua Nesbitt

quarterbacked GT to two ACC Championship Games

#### o Jonathan Dwyer

3,226 career rushing yards rank sixth in GT history

- As Alabama's director of player personnel in 2007, he was instrumental in landing the 2008 signing class that was ranked No. 1 nationally, including Alabama's first-ever Heisman Trophy winner (Mark Ingram – 2009)

### WHAT THEY'RE SAYING ABOUT COLLINS

- Ranked No. 1 among the 21 head-coaching hires in NCAA Division I FBS this past offseason by *Sports Illustrated*

"I am really happy for Geoff and his entire family. When you look at a guy like Geoff and the energy that he brings, the excitement he brings to the sidelines, the juice he has on a daily basis, he will do a great job. I think he will do an amazing job and I think it's a great hire for Georgia Tech."

**Dan Mullen, Head Coach, University of Florida**

"I'm thrilled for Coach Collins to get this opportunity at Georgia Tech. I learned a lot playing under him at the University of Florida as he helped mold us into one of the top defensive units in the country. It will be good to have him in Atlanta and I know he'll put together a strong program."

**Brian Poole, Cornerback, New York Jets**

"Congratulations to Georgia Tech on a great hire! Geoff Collins is not only an innovative mind but he relates to today's players as well as any coach in the country. With the recruiting base around Atlanta and the incredible academics that Georgia Tech has to offer, the Jackets are poised to build on their football tradition with Coach Collins at the helm!"

**Kirk Herbstreit, College Football Analyst, ESPN**

"Geoff has been incredible for Georgia Tech football since the day he was hired in December. The buzz around the city, the buzz across the region – everybody's talking about Georgia Tech football. The thing that I really admire about Geoff Collins is that everything that he does is deliberate, there's a method to the madness and he knows exactly what he's trying to do and why he's trying to do it. He is a consummate teacher. He takes every opportunity to teach his young men what he's trying to do and why they're doing it. I'm really impressed by what Geoff Collins has done here so far."

**Todd Stansbury, Director of Athletics, Georgia Tech**

## GEORGIA TECH-VIRGINIA TECH SERIES HISTORY

• Saturday's meeting is the 17th all-time between Virginia Tech and Georgia Tech. VT leads the all-time series, 9-7, including a 5-3 advantage in games played at Bobby Dodd Stadium.

• The series dates back to 1990, when Georgia Tech topped Virginia Tech in a 6-3 nailbiter on Nov. 10 at Bobby Dodd Stadium. One week after GT kicker Scott Sisson kicked a 37-yard field goal with seven seconds remaining to top No. 1 Virginia, 41-38, Sisson made a 38-yarder with eight seconds to go to lift the Yellow Jackets to the non-conference win over VT. The Jackets would go on to finish 11-0-1 and win their fourth national championship.

• This season's game marks the 16th-straight year that Georgia Tech and Virginia Tech have met on the gridiron since VT joined the ACC in 2004.

• Georgia Tech has won each of the last three matchups with Virginia Tech (30-20 in 2016, 28-22 in 2017 and 49-28 last season), good for its longest winning streak in the series. Prior to its current three-game winning streak against the Hokies, Georgia Tech had never won consecutive games against VT.

• Prior to winning four of the last five games in the series, Georgia Tech was just 3-8 all-time against Virginia Tech.

• Nailbiters have been a staple of the Georgia Tech-Virginia Tech series. Twelve of the 16 games between the schools have been decided by 11 points or less, nine have been decided by seven points or less and four have been decided by three points or less.

• Georgia Tech is 6-2 against VT on Saturdays and 1-7 on weeknights.

• In 14 seasons since the ACC began divisional play in 2005, either Virginia Tech or Georgia Tech has won the Coastal Division 10 times.

## GEORGIA TECH-VIRGINIA TECH SERIES RESULTS

DATE	RANK		H/A	GT RESULT	
	GT	VT		W/L/T	SCORE
11/10/1990	7/7	-	H	W	6-3
8/27/2000	Cancelled (weather)				
10/28/2004 (Th)	-	22/22	H	L	20-34
9/24/2005	-	4/4	A	L	7-51
9/30/2006	24/-	11/10	A	W	38-27
11/1/2007 (Th)	-	11/13	H	L	3-27
9/13/2008	-	-	A	L	17-20
10/17/2009	19/20	4/4	H	W	28-23
11/4/2010 (Th)	-	20/20	A	L	21-28
11/10/2010 (Th)	20/19	10/9	H	L	26-37
9/3/2012 (Mon)	rv/rv	16/20	A	L (ot)	17-20
9/26/2013 (Th)	rv/rv	-	H	L	10-17
9/20/2014	-	-	A	W	27-24
11/12/2015 (Th)	-	-	H	L	21-23
11/12/2016	-	18/22	A	W	30-20
11/11/2017	-	17/17	H	W	28-22
10/25/2018 (Th)	-	-	A	W	49-28

## OFFENSE

• The most noticable change for the majority of observers as **Geoff Collins** takes the reins at Georgia Tech is the transition from the option-based offense that the Yellow Jackets ran under former head coach Paul Johnson for the past 11 seasons to a spread, pro-style offense.

• Leading the transition to Georgia Tech's spread, pro-style offense is offensive coordinator/quarterbacks coach **Dave Patenaude**.

• Patenaude also served as the offensive coordinator and quarterbacks coach under Collins the past two seasons at Temple.

• With Patenaude at the helm of Temple's offense the past two seasons, the Owls amassed two of the three highest single-season passing totals in school history (3,273 yards in 2017, 3,297 yards in 2018).

• Making Georgia Tech's transition to the new spread, pro-style offense more challenging has been a slew of injuries across its offensive line. The Yellow Jackets lost their two most experienced offensive linemen — seniors **Jahaziel Lee** and **Kenny Cooper** — to season-ending injuries after just three and four games, respectively. Lee and Cooper have combined for 43 collegiate starts (23 for Cooper, 20 for Lee) while the rest of the offensive linemen on Tech's roster had combined for just 41 career starts before Cooper and Lee were lost for the year.

• Georgia Tech has lost a total of three senior offensive starters for the season due to injury. In addition to Lee and Cooper, WR **Jalen Camp**, who made 17-consecutive starts at wideout, also underwent season-ending injury following the fourth game of the season.

• Due in large part to the slew of injuries, seven of Georgia Tech's 11 starters the past four games (Oct. 5 vs. North Carolina, Oct. 12 at Duke, Oct. 19 at Miami, Nov. 2 vs. Pitt and last Saturday at Virginia) have been freshmen or sophomores, including r-Fr. QB **James Graham**, who has made the first five starts of his career.

• Including all four touchdowns and 28 points last Saturday at Virginia, 19 of Georgia Tech's 22 touchdowns (86.4 percent) and 139 of its 165 total points (84.2 percent) this season have been scored by freshmen and sophomores.

• Despite the major transformation of Georgia Tech's offensive scheme and the large number of underclassmen leading the charge, the Yellow Jackets have set season highs for total offense in five of the last eight games.

## GEORGIA TECH TOTAL OFFENSE SEASON HIGHS

Date	Opponent	Yards
Oct. 12	at Duke	379
Nov. 9	at Virginia	372
Oct. 19	at Miami (Fla.)	345
Oct. 5	North Carolina	321
Sept. 28	at Temple	305
Sept. 14	The Citadel	301

• Making Georgia Tech's offensive transition even more difficult is the fact that five of the 12 teams on its regular-season schedule currently rank among the nation's top 21 teams in total defense (No. 4 Clemson, No. 5 Georgia, No. 9 Pitt, No. 18 Miami, No. 21 Virginia).

• Last Saturday, Georgia Tech racked up 372 yards of offense against Virginia, 20 percent more than the Cavaliers' defense, which came into the game ranked 17th nationally, had been allowing per game (310.1 ypg).

• Georgia Tech's 6.9 yards per play against Virginia were a season high (prev.: 6.1 vs. North Carolina, Oct. 5).

• Georgia Tech threw for a season-high 229 yards at Virginia, which was the Yellow Jackets' most passing yards in a game since they threw for 264 yards against Duke on Oct. 29, 2016 and their most in a road game since they threw for 251 yards at Virginia on Oct. 31, 2015.

• Georgia Tech's 15 pass completions against Virginia matched a season high (prev.: 15 at Duke, Oct. 12) and are tied for its most completions in a game since it also completed 15 passes against Clemson in 2013.

• Four of the Yellow Jackets' seven highest completion totals since 2008 have come in the past seven games.

## MOST COMPLETIONS IN A GAME (SINCE 2008)

Completions	Opponent	Year	Result
1. 18	Middle Tennessee	2012	L, 49-28
2. 15	Virginia	2019	L, 33-28
15	Duke	2019	L, 41-23
15	Clemson	2013	L, 55-31
5. 14	Temple	2019	L, 24-2
14	USF	2019	W, 14-10
14	Duke	2014	L, 31-25

• Georgia Tech's offense put together its best first half of the season at Virginia, setting season highs for yards in a first quarter with 132 (prev.: 111 at Temple, Sept. 28) and in a first half with 263 (prev.: 168 at Duke, Oct. 12).

• The Yellow Jackets also matched season highs for points in a first quarter with 14 (prev.: 14 at Miami, Oct. 19) and in a first half with 21 (prev.: 21 at Miami). The 14 and 21 points were the Yellow Jackets' most offensive points in an opening quarter and half this season, as their first TD at Miami came on a fumble recovery.

• On Oct. 19 at Miami, Georgia Tech set a season high with 207 rushing yards. Making the season-best rushing performance even more impressive is the fact that Miami owned the nation's No. 7-ranked rushing defense going into the game, having allowed just 77.7 rushing yards per contest.

• On Oct. 12 at Duke (Oct. 12), Georgia Tech set season highs for total offense (379 yards) and third-down conversions (8).

• On Oct. 5 versus North Carolina, Georgia Tech totaled 321 yards of offense despite managing only 92 yards of offense in a scoreless first half. The Yellow Jackets amassed 229 yards and 22 points on just 26 plays (8.8 yards per play) in the second half of the contest.

• On Sept. 28 at Temple, GT had success moving the ball, as it entered Temple territory on six of its 12 offensive possessions and drove inside the 35 yard line five times but came away with no points (three turnovers, two turnovers on downs and a punt on its six possessions in TU territory).

• On Sept. 14 versus The Citadel, Georgia Tech averaged 6.5 yards per play (301 yards of total offense in just 46 snaps) and scored 24 points despite having possession for just 18:10.

• If Georgia Tech's offensive numbers against The Citadel were extrapolated over 30 minutes of possession, the Yellow Jackets would have amassed 497 yards of offense and scored 40 points.



## OFFENSE

• In the season opener at No. 1 Clemson (Aug. 29), Georgia Tech totaled 294 yards of offense and averaged 4.7 yards per play, which remain the most yards and second-most yards per play allowed by Clemson this season. In Clemson's 25 games since the beginning of last season, the Yellow Jackets are one of only six teams to amass at least 294 yards of offense against Clemson and one of only five teams to average as much as 4.7 yards per play against the Tigers.

• Georgia Tech had two student-athletes rush for at least 56 yards in the opener at top-ranked Clemson — So. RB **Jordan Mason** (72) and So. QB **Tobias Oliver** (56). Since the beginning of last season, only two other teams have had two players with at least 56 rushing yards against Clemson — Pitt in the 2018 ACC Championship Game and Alabama in the 2019 College Football Playoff Championship Game.

• Georgia Tech averaged 19.6 yards per completion in the season opener against Clemson (seven completions for 137 yards), which was the third-highest yards-per-completion rate in the nation during Week One of the 2019 season, behind only Air Force (41.0 ypc vs. Colgate) and UTEP (26.8 ypc vs. Houston Baptist).

• Georgia Tech has played 283-consecutive games without being shut out, good for the seventh-longest active streak in NCAA Division I FBS.

• The Yellow Jackets have not been held scoreless since a 38-0 loss at No. 3 Florida State on Oct. 18, 1997.

• Even more impressively, Georgia Tech has not been blanked at home since a 7-0 loss to Georgia on Nov. 30, 1957 — good for a streak of 382-straight games played at Bobby Dodd Stadium without being shut out.

## ACTIVE STREAKS WITHOUT BEING SHUT OUT (FBS)

	Streak	Year Began
Florida ^	395	1988
TCU	343	1992
Virginia Tech	319	1995
Georgia	313	1995
Nebraska	304	1996
Boise State	287	1997
<b>Georgia Tech</b>	<b>283</b>	<b>1997</b>
Texas Tech	279	1997
Oklahoma	277	1998

^ NCAA record

• Three different passers have thrown at least one touchdown pass for Georgia Tech this season — QBs James Graham (8) and Lucas Johnson (1) and P Pressley Harvin III (1) — marking the first time since 2008 (Calvin Booker, Jaybo Shaw and Joshua Nesbitt) and only the fourth time since 2000 that three different Yellow Jackets have thrown touchdown passes in a single season.

## QUARTERBACKS

• At Georgia Tech, Collins and Patenaude inherited one of the least-experienced corps of passing quarterbacks in all of college football, as the three returners at the position on Tech's roster — sophomores **Lucas Johnson** and **Tobias Oliver** and redshirt freshman **James Graham** — combined to throw just 17 passes coming into this season.

• Georgia Tech's 17 combined pass attempts among the quarterbacks on its roster were the sixth-fewest in the nation heading into the 2019 season.

## FEWEST COMBINED PASS ATTEMPTS RETURNING IN 2019 — NCAA DIVISION I FBS

School	Att.	Comp.	TD
Auburn	2	1	0
Penn State	7	5	2
NC State	7	8	0
Boise State	10	7	1
Fresno State	12	8	1
<b>Georgia Tech</b>	<b>17</b>	<b>8</b>	<b>2</b>
Middle Tennessee	21	9	0

• Graham became the third member of the trio to start a game this season when he made his first-career start against North Carolina on Oct. 5. He has made each of the last five starts at QB (Oct. 5 vs. UNC, Oct. 12 at Duke, Oct. 19 at Miami, Nov. 2 vs. Pitt, last Saturday at Virginia).

• Graham leads the team in passing yards (952), completions (68) and touchdown passes (8) this season, which are all the most by a Georgia Tech freshman since Reggie Ball in 2003.

• Graham is the only Georgia Tech QB with more touchdown passes (8) than interceptions (5) this season.

• Graham is also the only GT QB to crack the 100-yard passing barrier in a game this season, a feat he has accomplished four of the past six contests (100 vs. Temple, 171 vs. North Carolina, 206 vs. Duke, 229 vs. Virginia).

## JAMES GRAHAM - GAME-BY-GAME

2019	C-A-I	Yds.	TD	Rush	Yds.	TD	Total Off.
Clemson	4-7-0	72	1	4	15	0	87
USF	1-1-0	20	0	6	2	0	22
The Citadel	--	DNP	--	--	--	--	--
Temple	10-24-1	100	0	4	-2	0	98
North Carolina	11-24-2	171	2	13	48	0	219
Duke	15-35-0	206	1	12	6	1	210
Miami (Fla.)	9-18-0	97	1	12	23	0	120
Pittsburgh	3-13-1	57	1	8	30	0	87
Virginia	15-22-1	229	2	8	42	1	271
<b>2019 Total</b>	<b>68-144-5</b>	<b>723</b>	<b>8</b>	<b>67</b>	<b>164</b>	<b>2</b>	<b>1,114</b>
<b>Career</b>	<b>89-145-5</b>	<b>745</b>	<b>8</b>	<b>72</b>	<b>190</b>	<b>2</b>	<b>1,162</b>

• In his five starts, Graham has accounted for 909 yards of total offense. In all, despite starting just over half of Georgia Tech's nine games, he is owns six of the Yellow Jackets' top 10 total offense outputs by a quarterback this season.

## MOST TOTAL OFFENSE BY A GT QB THIS SEASON

Player	Yards (Pass/Rush)	Opponent	Date
1. James Graham*	271 (229/42)	Virginia	Nov. 9
2. James Graham*	219 (171/48)	UNC	Oct. 5
3. James Graham*	212 (206/6)	Duke	Oct. 12
4. Tobias Oliver*	162 (74/56)	Temple	Sept. 28
5. Tobias Oliver*	121 (65/56)	Clemson	Aug. 29
6. James Graham*	120 (97/23)	Miami (Fla.)	Oct. 19
7. Tobias Oliver	119 (27/92)	The Citadel	Sept. 14
8. James Graham	98 (100/-2)	Temple	Sept. 28
9. Lucas Johnson*	96 (91/5)	The Citadel	Sept. 14
10. James Graham*	87 (57/30)	Pitt	Nov. 2
James Graham	87 (72/15)	Clemson	Aug. 29

\*starter

• With two touchdown passes against UNC (Oct. 5) and Virginia (Nov. 9), Graham is only the third Georgia Tech QB over the past four seasons to throw for multiple TDs in a game and just the second QB to throw for multiple TDs passes in more than one game.

## MOST TD PASSES IN A GAME (SINCE 2016)

Player	TD	Opponent	Year
1. TaQuon Marshall	3	Jacksonville St.	2017
<b>2. James Graham</b>	<b>2</b>	<b>Virginia</b>	<b>2019</b>
<b>James Graham</b>	<b>2</b>	<b>North Carolina</b>	<b>2019</b>
TaQuon Marshall	2	Virginia Tech	2017
5. Justin Thomas	2	Duke	2016

• Graham is also the first Georgia Tech freshman with multiple touchdown passes in a game since Reggie Ball threw for three TDs against North Carolina on Nov. 15, 2003.

• Graham's 15 pass completions at Duke (Oct. 12) and Virginia (last Saturday) are the most by a Georgia Tech quarterback since Taylor Bennett completed 22 passes against Maryland on Oct. 6, 2007.

• Since 2008, Graham is one of only six Georgia Tech quarterbacks to complete as many as 11 passes in a game, a feat that has been accomplished by a Yellow Jacket a total of just 15 times in the past 12 seasons.

## MOST PASS COMPLETIONS IN A GAME (SINCE 2008)

Player	Comp.	Opponent	Year
<b>1. James Graham</b>	<b>15</b>	<b>Virginia</b>	<b>2019</b>
<b>James Graham</b>	<b>15</b>	<b>Duke</b>	<b>2019</b>
3. Tevin Washington	14	Middle Tennessee	2012
4. Justin Thomas	13	Virginia	2015
Vad Lee	13	Clemson	2013
6. Justin Thomas	12	North Carolina	2015
<b>7. James Graham</b>	<b>11</b>	<b>North Carolina</b>	<b>2019</b>
<b>Lucas Johnson</b>	<b>11</b>	<b>USF</b>	<b>2019</b>
Justin Thomas	11	Duke	2016
Justin Thomas	11	Georgia Southern	2014
Justin Thomas	11	Wofford	2014
Vad Lee	11	Georgia	2013
Joshua Nesbitt	11	Utah	2011
Joshua Nesbitt	11	Wake Forest	2010
Joshua Nesbitt	11	Mississippi State	2009

• Graham is the first Georgia Tech quarterback since Taylor Bennett in 2007 and one of only five Yellow Jackets since 2000 to complete as many as 15 passes multiple times in a single season.

## GAMES WITH 15 PASS COMPLETIONS (SINCE 2000)

Player	No. of Games	Seasons
1. George Godsey	18	2000, 2001
2. Reggie Ball	15	2003, 2004, 2005
3. A.J. Suggs	8	2002
4. Taylor Bennett	4	2007
<b>5. James Graham</b>	<b>2</b>	<b>2019</b>

• Oliver boasts the most game experience of Georgia Tech's signal-callers, as he appeared in 12 games and made one start as a redshirt freshman in 2018 and has seen extensive action behind center this season, including two starts (Aug. 29 at Clemson, Sept. 28 at Temple).

• On Sept. 28 at Temple, Oliver was Georgia Tech's leading rusher (68 yards on 11 carries - 6.2 avg.) and also completed four passes for 74 yards.

• Against The Citadel (Sept. 14), Oliver ran for 92 yards on just 11 carries (8.4 avg.).

• One of the nation's most dynamic weapons, Oliver ranks second on the team with 620 all-purpose yards this season (279 rushing, 95 receiving, 246 kick return).

• Since Graham moved into the starting lineup at QB versus North Carolina (Oct. 5), Oliver has continued to be a big part of Georgia Tech's offense, having caught at least one pass in each of the last five games. He is one of only three Georgia Tech receivers that has a reception in each of the last five games, joining **Ahmarean Brown** and **Adonisas Sanders**.

## OFFENSE

## TOBIAS OLIVER - GAME-BY-GAME

PASSING/RUSHING							
2018	C-A-I	Yds.	TD	Rush	Yds.	TD	Total Off.
Alcorn St.	0-0-0	0	0	12	72	0	72
USF	0-0-0	0	0	18	97	3	97
Pitt	— DNP —						
Clemson	2-2-0	28	1	9	34	0	63
Bowling Green	0-1-0	0	0	7	115	2	115
Louisville	0-0-0	0	0	8	103	2	103
Duke	2-6-0	34	0	10	24	0	58
Virginia Tech	0-1-0	0	0	40	215	3	215
North Carolina	2-2-0	104	1	28	120	2	224
Miami (Fla.)	0-0-0	0	0	1	1	0	1
Virginia	0-0-0	0	0	9	27	0	27
Georgia	0-1-0	0	0	1	-1	0	-1
Minnesota	1-3-0	1	0	9	69	0	70
<b>2018 Total</b>	<b>7-15-0</b>	<b>167</b>	<b>2</b>	<b>152</b>	<b>876</b>	<b>12</b>	<b>943</b>

2019	C-A-I	Yds.	TD	Rush	Yds.	TD	Total Off.
Clemson	3-9-2	65	0	20	56	0	121
USF	2-3-0	11	0	9	48	0	59
The Citadel	2-3-0	27	0	11	92	0	119
Temple	4-11-0	74	0	11	68	0	85
North Carolina	0-0-0	0	0	3	11	0	11
Duke	0-0-0	0	0	1	4	1	4
Miami (Fla.)	0-0-0	0	0	0	0	0	0
Virginia	0-0-0	0	0	0	0	0	0
<b>2019 Total</b>	<b>11-26-2</b>	<b>177</b>	<b>0</b>	<b>55</b>	<b>279</b>	<b>0</b>	<b>399</b>
<b>Career</b>	<b>18-41-2</b>	<b>344</b>	<b>2</b>	<b>207</b>	<b>1,155</b>	<b>12</b>	<b>1,342</b>

## RECEIVING/RETURNS

2019	Rec.	Yds.	TD	KOR	Yds.	TD	All-Purp.
Clemson	0	0	0	0	0	0	56
USF	0	0	0	1	16	0	64
The Citadel	0	0	0	2	96	0	188
Temple	0	0	0	1	21	0	89
North Carolina	1	9	0	2	33	0	53
Duke	1	10	0	2	37	0	51
Miami (Fla.)	2	11	0	0	0	0	11
Pitt	1	8	0	2	43	0	51
Virginia	4	57	0	0	0	0	57
<b>2019 Total</b>	<b>9</b>	<b>95</b>	<b>0</b>	<b>10</b>	<b>246</b>	<b>0</b>	<b>620</b>
<b>Career</b>	<b>9</b>	<b>95</b>	<b>0</b>	<b>10</b>	<b>246</b>	<b>0</b>	<b>1,496</b>

• With a 19-yard run to The Citadel 6-yard line during Georgia Tech's first touchdown drive of the game, Oliver became the eighth quarterback and the 50th overall player in GT history with 1,000 career rushing yards.

• Oliver reached the 1,000-yard rushing plateau in just the 15th game of his career.

• Only a sophomore, Oliver has already etched his name in Georgia Tech's record book several times.

## GEORGIA TECH RUSHING YARDS BY A QUARTERBACK\* — CAREER

Player	Years	Rushing Yards
1. Joshua Nesbitt	2007-10	2,806
2. Justin Thomas	2013-16	2,412
3. Tevin Washington	2009-12	2,225
4. TaQuon Marshall	2015-18	2,131
5. Joe Hamilton	1996-99	1,758
6. Reggie Ball	2003-06	1,451
<b>7. Tobias Oliver</b>	<b>2018-pres.</b>	<b>1,151</b>
8. Vad Lee	2012-13	1,057
9. Danny Myers	1973-75	921
10. Shawn Jones	1989-92	855

## GEORGIA TECH RUSHING YARDS BY A QUARTERBACK\* — SINGLE SEASON

Player	Year	Rushing Yards
1. TaQuon Marshall	2017	1,146
2. Justin Thomas	2014	1,086
3. Joshua Nesbitt	2009	1,037
4. Tevin Washington	2011	987
5. TaQuon Marshall	2018	971
<b>6. Tobias Oliver</b>	<b>2018</b>	<b>876</b>
7. Joshua Nesbitt	2010	737
8. Joe Hamilton	1999	734
9. Joshua Nesbitt	2008	693
10. Tevin Washington	2012	684

## GEORGIA TECH RUSHING YARDS BY A QUARTERBACK\* — SINGLE GAME

Player	Yards	Opponent	Year
1. TaQuon Marshall	249	Tennessee	2017
<b>2. Tobias Oliver</b>	<b>215</b>	<b>Virginia Tech</b>	<b>2018</b>
3. Eddie Prokop	199	Tulsa	1943^
4. Justin Thomas	195	Duke	2016
5. Tevin Washington	176	Clemson	2011
6. TaQuon Marshall	175	Louisville	2018
7. Justin Thomas	165	Virginia Tech	2014
8. TaQuon Marshall	163	Wake Forest	2017
9. Joshua Nesbitt	151	Virginia Tech	2008
10. TaQuon Marshall	143	Virginia	2017

^ 1944 Sugar Bowl

## GEORGIA TECH RUSHING TDs BY A QUARTERBACK\* — CAREER

Player	Years	Rushing TDs
1. Tevin Washington	2009-12	38
2. Joshua Nesbitt	2007-10	35
3. TaQuon Marshall	2015-pres.	29
4. Justin Thomas	2013-16	22
5. Shawn Jones	1989-92	19
6. Joe Hamilton	1996-99	18
7. Vad Lee	2012-13	17
8. Billy Lothridge	1961-63	15
9. Danny Myers	1973-75	14
<b>10. Tobias Oliver</b>	<b>2018-pres.</b>	<b>12</b>

## GEORGIA TECH RUSHING TDs BY A QUARTERBACK\* — SINGLE SEASON

Player	Year	Rushing TDs
1. Tevin Washington	2012	20
2. Joshua Nesbitt	2009	18
3. TaQuon Marshall	2017	17
4. Tevin Washington	2011	14
<b>5. Tobias Oliver</b>	<b>2018</b>	<b>12</b>

\* only includes Oliver's statistics when lined up as a QB

• Johnson made his first two starts of and saw the most extensive action of his career over the Yellow Jackets' second and third games of this season — Sept. 7 vs. USF and Sept. 14 vs. The Citadel.

• Splitting action with Oliver, Johnson threw for a career-high 91 yards against The Citadel. His 91 yards included his first-career touchdown pass, a 33-yard strike to senior wide receiver **Jalen Camp**.

• Johnson, who missed three games due to injury (Sept. 28 at Temple, Oct. 5 vs. North Carolina, Oct. 12 at Duke), saw his first action at quarterback since Sept. 14 against The Citadel when he was behind center for the third quarter versus Pitt on Nov. 2. In just one quarter of action, he completed 5-of-8 passes for 51 yards, which was the second-highest passing yardage of his career and tied for the second-most completions.

## LUCAS JOHNSON - GAME-BY-GAME

2019	C-A-I	Yds.	TD	Rush	Yds.	TD	Total Off.
Clemson	0-2-0	0	0	1	1	0	1
USF	11-17-1	45	0	9	36	0	81
The Citadel	5-10-0	91	1	7	5	0	96
Temple	--	DNP	--	--	--	--	--
North Carolina	--	DNP	--	--	--	--	--
Duke	--	DNP	--	--	--	--	--
Miami (Fla.)	0-0-0	0	0	0	0	0	0
Pitt	5-8-0	51	0	5	1	0	52
Virginia	0-0-0	0	0	0	0	0	0
<b>2019 Total</b>	<b>21-37-1</b>	<b>187</b>	<b>1</b>	<b>22</b>	<b>43</b>	<b>0</b>	<b>230</b>
<b>Career</b>	<b>21-37-1</b>	<b>187</b>	<b>1</b>	<b>23</b>	<b>44</b>	<b>0</b>	<b>231</b>

## RUNNING BACKS

• So. **Jordan Mason** is Georgia Tech's leading rusher this season with 716 yards and seven touchdowns on 129 carries (5.6 avg.).

• Mason's 79.6 rushing yards per game rank sixth in the ACC and 59th nationally.

• Mason's 5.55 yards per carry rank sixth in the ACC and 55th nationally.

• Mason's seven rushing touchdowns are tied for seventh in the ACC and 57th nationally.

• Mason ran for 94 yards last Saturday at Virginia, marking the fourth time this season and sixth time in his career that the sophomore has run for at least 90 yards in a game.

• Last month, Mason put together back-to-back 100-yard games with 106 yards at Duke (Oct. 12) and a career-high 141 yards at Miami (Oct. 19).

• The 100-yard games at Duke and Miami were the first two 100-yard games of Mason's career. He had not reached the 100-yard plateau in the first 13 games of his career.

• Earlier this season against USF (Sept. 7), Mason had 101 rushing yards after 19 carries but lost two yards on his final rush of the afternoon as he was trying to help Georgia Tech melt the final minutes off the clock and finished with 99 yards.

• Mason was especially impressive after halftime in Georgia Tech's 28-21 overtime win at Miami. He gained 91 of his 141 yards after halftime, including all 25 of the Yellow Jackets' yards in their lone OT possession, when he ran for 2, 22 and 1 yards. The 1-yard touchdown drive proved to be the game-winning points in the Jackets' 28-21 victory.

• After being limited to just five carries due to injury at Temple (Sept. 28), Mason bounced back for 62 yards and a touchdown on eight carries (7.8 avg.) against North Carolina (Oct. 5).

• Mason's 43-yard run that set up Georgia Tech's first touchdown against UNC remains the longest run by a Yellow Jacket this season.

• Against The Citadel (Sept. 14), Mason ran for 78 yards and two touchdowns on just 11 carries (7.1 avg.).

• Mason ran for a then-career-high 99 yards and a score on 20 attempts (5.0 avg.) in Georgia Tech's 14-10 win over USF.

• Mason carried the ball 13 times for 72 yards (5.5 avg.) and a touchdown in the season opener at No. 1 Clemson (Aug. 29).

• Since the beginning of last season, Mason is one of only two ball-carriers that has averaged at least 5.5 yards per rush on a minimum of 13 carries against Clemson (Pitt's Darrin Hall averaged 6.1 yards per carry in the 2018 ACC Championship Game).

• In 270 career carries, Mason has been held to negative yardage only 18 times.

## OFFENSE

## JORDAN MASON - GAME-BY-GAME

2018	Rush	Yds.	TD	Rec.	Yds.	TD	All-Purp.
Alcorn St.	11	85	1	0	0	0	85
USF	13	95	0	0	0	0	95
Pitt	10	94	0	1	2	0	96
Clemson	4	30	0	0	0	0	30
Bowling Green	7	61	2	0	0	0	61
Louisville	13	78	1	0	0	0	78
Duke	12	39	0	0	0	0	39
Virginia Tech	12	82	3	0	0	0	82
North Carolina	12	40	0	0	0	0	40
Miami (Fla.)	5	24	0	0	0	0	24
Virginia	3	9	0	0	0	0	9
Georgia	1	3	0	0	0	0	3
Minnesota	5	19	0	0	0	0	19
<b>2018 Total</b>	<b>108</b>	<b>659</b>	<b>7</b>	<b>1</b>	<b>2</b>	<b>0</b>	<b>661</b>
2019	Rush	Yds.	TD	Rec.	Yds.	TD	All-Purp.
Clemson	13	72	1	0	0	0	72
USF	20	99	1	3	15	0	114
The Citadel	11	78	2	1	11	0	89
Temple	5	8	0	2	17	0	25
North Carolina	8	62	1	0	0	0	62
Duke	18	106	0	1	2	0	108
Miami (Fla.)	20	141	1	0	0	0	141
Pitt	15	56	0	0	0	0	56
Virginia	19	94	1	0	0	0	94
<b>2019 Total</b>	<b>129</b>	<b>716</b>	<b>7</b>	<b>7</b>	<b>45</b>	<b>0</b>	<b>761</b>
<b>Career</b>	<b>270</b>	<b>1,375</b>	<b>14</b>	<b>8</b>	<b>47</b>	<b>0</b>	<b>1,522</b>

• With his 106-yard performance at Duke on Oct. 12, Mason became the 50th student-athlete in Georgia Tech history with 1,000 career rushing yards. He currently ranks 34th in program history with 1,375 rushing yards. He needs just 125 yards to become only the 29th Yellow Jacket with 1,500 career rushing yards.

• Mason's 6.1 yards per carry ranked fourth among all freshmen nationally and t-29th in the nation overall in 2018.

• Mason's 50.7 rushing yards per game ranked 23rd nationally among freshmen in '18.

• Jr. **Jerry Howard Jr.** has become one of Georgia Tech's most valuable weapons as a runner, pass-catcher and special-teams stalwart.

• Howard ranks fourth on the team in rushing (102 yards), seventh on the team in receiving (87 yards) and has four tackles and two punt blocks on special teams.

• Howard made his first start of the season in a two-back set with Mason and carried the ball a season-high five times for 22 yards at Miami (Oct. 19).

• Howard put together one of the best all-around performances of his career at Duke (Oct. 12), finishing with 31 yards on two receptions (including a 19-yard touchdown catch on Georgia Tech's opening drive), 16 yards on four rushes, three special teams tackles and a blocked punt.

• Howard ran for a season-high 31 yards on just three carries (10.3 avg.) the previous Saturday vs. North Carolina (Oct. 5). The 10.3 yards-per-rush average was the second-highest of his career (career high: 13.7 in his collegiate debut vs. Jacksonville State, Sept. 9, 2017).

• Howard caught two passes for 57 yards, including a 54-yarder that set up a Georgia Tech touchdown, in the season opener at Clemson (Aug. 29). The two receptions, 57 receiving yards and 54-yard catch were all career highs for the junior.

## JERRY HOWARD JR. - GAME-BY-GAME

2017	Rush	Yds.	TD	Rec.	Yds.	TD	All-Purp.
Tennessee				- DNP -			
Jax State	6	82	1	0	0	0	82
Pitt	3	19	0	0	0	0	19
UNC	5	34	0	0	0	0	34
Miami				- DNP -			
WF	3	14	1	0	0	0	14
Clemson	3	19	0	1	15	0	34
UVA	2	7	0	0	0	0	7
VT	0	0	0	0	0	0	0
Duke	1	0	0	0	0	0	36
UGA	0	0	0	0	0	0	28
<b>2017 Total</b>	<b>23</b>	<b>175</b>	<b>2</b>	<b>1</b>	<b>15</b>	<b>0</b>	<b>254</b>
2018	Rush	Yds.	TD	Rec.	Yds.	TD	All-Purp.
Alcorn St.	3	7	0	0	0	0	7
USF	1	1	0	0	0	0	1
Pitt	8	82	0	0	0	0	82
Clemson	10	18	0	0	0	0	18
Bowling Green	6	29	1	0	0	0	29
Louisville	8	58	1	0	0	0	58
Duke	12	62	1	1	16	0	78
Virginia Tech	12	76	1	0	0	0	76
North Carolina	10	90	0	1	18	0	108
Miami (Fla.)	12	56	0	0	0	0	56
Virginia	11	43	1	0	0	0	43
Georgia	12	39	0	1	15	0	54
Minnesota	2	3	0	1	1	0	4
<b>2018 Total</b>	<b>107</b>	<b>454</b>	<b>5</b>	<b>4</b>	<b>50</b>	<b>0</b>	<b>614</b>
2019	Rush	Yds.	TD	Rec.	Yds.	TD	All-Purp.
Clemson	4	15	0	2	57	0	72
USF	1	1	0	1	-1	0	0
The Citadel	2	12	0	0	0	0	12
Temple	1	4	0	0	0	0	4
North Carolina	3	31	0	0	0	0	31
Duke	4	16	0	2	31	1	56
Miami (Fla.)	5	22	0	0	0	0	22
Pitt	1	-1	0	0	0	0	-1
Virginia	1	2	0	0	0	0	19
<b>2019 Total</b>	<b>22</b>	<b>102</b>	<b>0</b>	<b>5</b>	<b>87</b>	<b>1</b>	<b>215</b>
<b>Career</b>	<b>163</b>	<b>904</b>	<b>0</b>	<b>13</b>	<b>208</b>	<b>1</b>	<b>1,202</b>

• Freshmen **Dontae Smith** and **Jamious Griffin** have combined for 122 yards on 33 carries in reserve roles behind Mason and Howard this season.

• Griffin, a true freshman who was Georgia's Gatorade Player of the Year last year at Rome H.S., saw the most extensive action of his career at Miami (Oct. 19), with eight carries for 21 yards (both career highs).

• Smith, a redshirt freshman who had one career carry for minus-two yards prior to the Yellow Jackets' fourth game of the season at Temple (Sept. 28), rushed seven times for 35 yards against the Owls (both career highs).

• Mason and Howard Jr. are both on the official watch list for the 2019 Doak Walker Award (nation's top RB). Georgia Tech is one of only eight teams nationally with multiple student-athletes among the 71 running backs on the official Doak Walker watch list (joining Arkansas, Duke, Louisiana-Lafayette, Minnesota, Notre Dame, Oregon and Tulsa).

## WIDE RECEIVERS

• One of college football's most dynamic true freshmen, **Ahmarean Brown** leads Georgia Tech in receiving yards (361), receptions (17), yards per reception (21.2 - min. 8 rec.) and touchdown catches (5) this season.

• Brown's five touchdown receptions are just two shy of the Georgia Tech freshman record of seven, set by Calvin Johnson as a true freshman in 2004.

• Brown's five touchdown receptions are tied for third nationally among all freshmen and tied for second among true freshmen this season.

## MOST TD RECEPTIONS BY FRESHMEN — FBS, 2019

Player	Team	TD
1. Jyaire Shorter*	North Texas	8
2. Jalen Wydermyer	Texas A&M	6
<b>3. Ahmarean Brown</b>	<b>Georgia Tech</b>	<b>5</b>
Sam Pinckney*	Georgia State	5
Jake Smith	Texas	5
David Bell	Purdue	5
7. Payne Durham*	Purdue	4
Joshua Simon	Western Kentucky	4
Isaiah Hamilton	San Jose St.	4
George Pickens	Georgia	4
Garrett Wilson	Ohio State	4

\* redshirt freshmen

• Brown has caught a touchdown pass in three-straight games (Oct. 19 at Miami, Nov. 2 vs. Pitt, last Saturday at Virginia).

• Brown's five touchdown receptions this season have gone for 28 (Aug. 29 at Clemson), 32 (Oct. 5 vs. North Carolina), 35 yards (Oct. 19 at Miami), 51 (Nov. 2 vs. Pitt), and 59 (last Saturday at Virginia) yards.

• Overall, seven of Brown's 17 receptions this season have gained at least 20 yards, 6-of-17 have gained 30 or more yards and 4-of-17 have gained 40 or more yards.

• Last Saturday's 59-yard touchdown catch against Virginia was the longest reception of Brown's career (prev.: 51-yard TD vs. Pitt, Nov. 2).

## AHMAREAN BROWN - GAME-BY-GAME

2019	Rec.	Yds.	TD	KR/PR	Yds.	TD	All-Purp.
Clemson	1	28	1	2*	26	0	54
USF	2	26	0	5*	23	0	51*
The Citadel	1	10	0	2*	0	0	10
Temple	3	64	0	0	0	0	64
North Carolina	1	32	1	0	0	0	32
Duke	1	40	0	0	0	0	40
Miami (Fla.)	3	41	1	0	0	0	41
Pitt	4	61	1	1*	0	0	61
Virginia	1	59	1	0	0	0	59
<b>Total</b>	<b>17</b>	<b>362</b>	<b>5</b>	<b>10</b>	<b>49</b>	<b>0</b>	<b>412</b>

^ kick return

\* punt return

# also includes one rush for 2 yards

• With his touchdown catch in the season opener at Clemson, Brown became the first true freshman receiver at Georgia Tech to haul in a touchdown in his first-career game since Kerry Watkins caught a 6-yard TD pass from Joe Hamilton in the 1999 season opener at Navy (Sept. 4, 1999).

• Following a season-ending injury to senior **Jalen Camp**, r-So. **Adonics Sanders** has started each of the last five games (Oct. 5 vs. North Carolina, Oct. 12 at Duke, Oct. 19 at Miami, Nov. 2 vs. Pitt, Nov. 9 at UVA).

• In five games since moving into the starting lineup, Sanders has amassed 14 receptions for 202 yards (three catches for 67 yards vs. UNC, three catches for career-high 69 yards vs. Duke, two catches for 30 yards vs. Miami, one catch for 15 yards vs. Pitt, career-high five catches for 21 yards vs. Virginia). He led Georgia Tech in receiving yardage against UNC and Duke.

• Prior to catching 14 passes for 202 yards over the past four games, Sanders had just three receptions for 25 yards in his entire career (all this season).

• Despite only seeing significant playing time the past five games, Sanders ranks second on the team with 227 receiving yards and is tied for the team lead with 17 receptions.

## OFFENSE

• Sophomore **Malachi Carter** ranks third on the team with 12 receptions (126 yards) this season.

• Carter hauled in his second touchdown catch of the season and third of his career on an acrobatic 25-yard reception late in the first half of last Saturday's game at Virginia.

• Carter's first touchdown reception of the season was a 28-yarder against North Carolina (Oct. 5).

• Since moving to wideout for the fifth game of the season (Oct. 5 vs. North Carolina), So. **Tobias Oliver** has caught at least one pass in every game (one vs. UNC, one vs. Duke on Oct. 12, two vs. Miami on Oct. 19, one vs. Pitt on Nov. 2, four last Saturday at Virginia). Oliver joins Brown and Sanders as the only Yellow Jackets with at least one reception in each of the last five games.

• Oliver's four receptions and 57 receiving yards against Virginia were both career highs.

• Georgia Tech's wide receivers corps took a hit prior to Game Five vs. North Carolina (Oct. 5) when senior **Jalen Camp** underwent season-ending surgery.

• After going without a reception over the first two games of the season, Camp had broken out with seven receptions for 134 yards over his final two games of the season — three catches for 71 yards and a touchdown against The Citadel (Sept. 14) and four catches for 64 yards at Temple (Sept. 28).

• Camp's season came to a close with 134 receiving yards (first on team through four games) on seven receptions (t-2nd), good for a 19.1-yards-per-catch average (1st). His one touchdown catch was also tied for the team lead through four contests.

• Camp's four receptions at Temple (Sept. 28) were a career high (prev.: vs. The Citadel, Sept. 14 and vs. Minnesota, 2018 Quick Lane Bowl).

• Camp's 71 yards against The Citadel (Sept. 14) set a new career high (prev.: 70 vs. Minnesota, 2018 Quick Lane Bowl).

• Camp's touchdown against The Citadel, a 33-yarder from QB **Lucas Johnson**, was the first touchdown reception of his career.

• Entering this season, Georgia Tech returned only three wide receivers that caught a pass in 2018 — Camp (who is out for the season), Carter and junior **Stephen Dolphus**, who has not played this season due to injury.

• The trio of Camp, Carter and Dolphus had combined for just 16 receptions for 330 yards and one touchdown in the careers coming into 2019.

## TIGHT ENDS

• Georgia Tech's game experience at wide receiver looks deep compared to the tight end position.

• The Yellow Jackets have reintroduced the tight end position to their offense for the first time since 2007, as former head coach Paul Johnson's double-slot option-based offense did not utilize tight ends.

• The only tight end on Georgia Tech's roster that had any collegiate game experience at the position coming into the season is **Tyler Davis**, a graduate transfer from UConn.

• Davis leads Georgia Tech's tight ends and ranks third among all GT pass-catchers with 12 receptions this season.

• Davis' 54 receiving yards last Saturday at Virginia were a season high (prev.: 29 at Duke, Oct. 12).

• Davis led all Georgia Tech pass-catchers with a season-high four receptions at Duke (Oct. 12).

• With a 7-yard reception in the fourth quarter of the season opener at Clemson (Aug. 29), Davis became the first Georgia Tech tight end to catch a pass in a game since Collin Peek's 4-yard catch in the third quarter vs. Georgia on Nov. 24, 2007.

• Davis hauled in a two-point conversion pass versus North Carolina (Oct. 5), becoming the first Georgia Tech tight end to score in a game since Peek hauled in a 17-yard touchdown pass against Georgia in '07.

• Davis, a converted quarterback, caught 47 passes for 500 yards and seven touchdowns in three seasons at UConn, including 22 receptions for 237 yards and six scores in 2018.

• Davis is on the official watch list for the 2019 Mackey Award, presented annually to college football's top tight end.

## OFFENSIVE LINE

• Considered the position making the most radical transition in playing style as Georgia Tech transforms to a spread, pro-style offense this season, the Yellow Jackets' offensive line has been decimated by injuries this season.

• Despite the rash of injuries, the Jackets' offensive front has settled in as of late. Over the past three games, Georgia Tech has faced the teams that currently rank second (Pitt), fourth (Miami) and 10th (Virginia) nationally in sacks, with those teams averaging a total of 11.5 sacks per game. The Yellow Jackets' offensive front allowed a total of just five sacks in those three games, including none last Saturday at Virginia.

• Seniors **Jahaziel Lee** (LT) and **Kenny Cooper** (C) were both lost for the season due to injuries after appearing in just three and four games, respectively.

• Tech's most experienced linemen, Cooper and Lee have combined to start 43 collegiate starts (23 for Cooper, 20 for Lee) while the rest of the offensive linemen on Tech's roster have combined for 66 career starts.

## GEORGIA TECH OFFENSIVE LINE START CHART

	Career Games	Career Starts	2019 Starts	Consec. Starts
*C/RG Kenny Cooper	31	23	4	—
*LT/C Jahaziel Lee	35	20	2	—
LT/RT Zach Quinney	22	21	9	21
^RG/LT Jared Southers	36	15	9	9
RG Connor Hansen	25	14	5	—
RT/LG Jack DeFoor	17	8	8	7
C William Lay III	7	5	5	5
RG/LG Mikey Minhan	6	3	3	1
<b>TOTALS</b>	<b>179</b>	<b>109</b>		

\* out for the season due to injury

^ includes 27 games and 6 starts at Vanderbilt

• Additionally, Georgia Tech was without the services of So. **Mikey Minihan** (the starting left guard for the first two games of the season) for four games before he returned to action in a reserve role for two games (Oct. 19 at Miami, Nov. 2 vs. Pitt). He made his first start since Sept. 7 when he started last Saturday's game at Virginia at right guard.

• The Yellow Jackets were also without right guard **Connor Hansen** for the majority of spring practice, all of fall camp and the first three games of the season before the junior made his 2019 debut at Temple (Sept. 28).

• Due to the rash of injuries across the offensive front, three walk-on offensive linemen have seen significant action over this season, highlighted by r-So. **William Lay III**, who played the majority of the snaps at center against USF (Sept. 7) and Temple (Sept. 28) before moving into the starting lineup in place of Cooper vs. North Carolina (Oct. 5). Lay III has started each of the past five games.

• Lay III is one of 82 nominees for the 10th-annual Burlsworth Trophy. The award is given annually to college football's most outstanding player who began his career as a walk-on.

• Ironically, the first winner of the Burlsworth Trophy was Georgia Tech's Sean Bedford. Like Lay III, Bedford (who is now the analyst on Georgia Tech football radio broadcasts), was a center who wore uniform No. 79.

• Walk-ons r-So. **Hamp Gibbs** also played significant snaps at right guard against The Citadel (Sept. 14), and r-Jr. **Chet Lagod** saw significant action at Temple (Sept. 28).

• Cooper was on the official preseason watch list for the Rimington Trophy, awarded annually to college football's top center.



## DEFENSE

## TEAM

• Dubbed the "Minister of Mayhem," Georgia Tech head coach **Geoff Collins** has been known for putting together some of college football's top defenses over the past eight seasons — first as defensive coordinator at Mississippi State (2011-14) and Florida (2015-16), then as head coach at Temple (2017-18).

- Over the past eight seasons, Collins' defenses have:
  - ranked in top 20 nationally in total defense three times (twice in top 8)
  - ranked in top 25 in scoring defense four times (twice in top 12)
  - ranked in top 30 in passing defense five times (twice in top 13)
  - ranked in top 45 in pass efficiency defense seven times (four times in top 22)
  - ranked in top 35 in turnovers gained five times (twice in top 6)
  - ranked in top 15 in interceptions four times (twice in top 10)
  - ranked in top 25 in sacks four times (twice in top 15)

• In its first season under Collins and defensive coordinator **Andrew Thacker**, Georgia Tech ranks fourth in the ACC and 31st nationally in pass defense, allowing just 195.7 yards per game through the air.

• Only four teams have thrown for more than 200 yards against the Yellow Jackets this season — Clemson (221 yds. - Aug. 29), North Carolina (376 yds. - Oct. 5), Pitt (204 yds. - Nov. 2) and Virginia (258 yards - last Saturday).

• The Yellow Jackets also rank third in the ACC and 21st nationally in red zone defense, as their opponents have come away with points on just 32-of-43 trips inside the Jackets' 20-yard line (.744).

• Tech's opponents have scored touchdowns on just 53 percent of their trips into the red zone (23-of-43).

• During a two-game stretch versus Miami (Oct. 19) and Pitt (Nov. 2), Georgia Tech surrendered points on just four of its opponents' nine trips in the red zone (3-of-7 vs. Miami, 1-of-2 vs. Pitt).

• Living up to Collins' "Minister of Mayhem" moniker, Georgia Tech has also seen a significant uptick in negative plays through nine games this season.

• The Yellow Jackets have recorded 47 tackles for loss through nine games this season (5.2 per game). Last season, the Jackets ranked 125th out of 129 NCAA Division I FBS teams with 4.2 tackles for loss per game. They did not record their 47th TFL of last season until the 11th game of the year.

• In addition to the 47 tackles for loss, Georgia Tech has also registered 15 sacks through the first nine games of this season, marking the first time since 2013 that the Yellow Jackets have had at least 47 TFL and 15 sacks through the first nine contests of the campaign.

• Georgia Tech's defense has been especially stout in the second halves of games, particularly of late. Over the past four contests (Oct. 12 at Duke, Oct. 19 at Miami, Nov. 2 vs. Pitt and last Saturday at Virginia), the Yellow Jackets have allowed a total of 544 yards and 15 points in second halves of those games (136 yards, 3.75 points per game).

• Last Saturday, Virginia managed just nine points after halftime in its 33-28 win over Georgia Tech.

• On Nov. 2, Georgia Tech limited Pitt to just 71 yards and three points after the break. The Panthers' three points came on a field goal after they took possession on the Yellow Jackets' 29 yard line following a turnover (Pitt actually lost 10 yards on the series but made a 49-yard field goal for its only points of the second half).

• Georgia Tech held Miami scoreless after halftime of its 28-21 overtime win on Oct. 19, marking the first time since it did not allow any points to an NCAA Division I FBS opponent in any half since North Carolina was shut out in the first half of the Yellow Jackets' 33-7 win over the Tar Heels on Sept. 30, 2017. It marked the first time GT held any opponent scoreless in a half since its 41-0 win over Alcorn State in the 2018 season opener (Sept. 1, 2018).

• After surrendering 31 points and 268 yards of offense in the first half of its Oct. 12 game at Duke, Georgia Tech's defense surrendered just three points and 105 yards in the second half of the contest.

• The previous Saturday versus North Carolina (Oct. 5), Georgia Tech limited UNC to 5.9 yards per play on first and second downs but allowed 6.6 yards per play on third and fourth downs, as UNC converted 12-of-20 third and fourth downs. The third- and fourth-down conversions played a big part in UNC running 97 plays, 44 more than the Yellow Jackets' 53 (the teams' yards per play were even at 6.1).

• On Sept. 28, Georgia Tech limited Temple to just 322 yards of total offense, nearly 150 yards less than the Owls' season average of 470.3 yards per game going into the contest.

• The Yellow Jackets also surrendered just 127 yards on 9-of-22 passing against Temple. The Owls ranked ninth nationally with 347.3 passing yards per game going into the contest.

• A year after surrendering 426 yards in a 49-38 loss to USF, Georgia Tech's defense limited the Bulls to just 261 yards and 10 points in a 14-10 win on Sept. 7.

• USF's 10 points were the fewest that Georgia Tech has surrendered to an NCAA Division I FBS opponent since its 33-7 win over UNC on Sept. 30, 2017.

• USF's 261 yards of total offense were the fewest that Georgia Tech surrendered against an FBS opponent since it allowed 258 yards in a 28-22 win over Virginia Tech on Nov. 11, 2017.

• Outside of a handful of big plays, Georgia Tech more than held its own against Clemson's high-powered offense in the season opener (Aug. 29). Clemson gained 15 or more yards nine times, amassing 320 yards in those nine plays. In Clemson's remaining 70 offensive snaps, Georgia Tech limited the Tigers to 312 yards, an average of just 4.45 yards per play.

• Twice this season, Georgia Tech has forced three turnovers in a game — at Clemson (Aug. 29) and vs. Pitt (Nov. 2).

• Yellow Jackets that record takeaways have the opportunity to sign the "Get The Ball Board" on Georgia Tech's sideline. Introduced by head coach **Geoff Collins** when he was the defensive coordinator at Western Carolina in 2002, the "Get The Ball Board" has evolved from players simply adorning the board with their signatures to signing with their social media handles.

## #GETTHEBALL — 2019 GEORGIA TECH TAKEAWAYS

Player (Social Media Handle)	Type	Opp.
1. Justice Dingle (@justicedingle21)	FR	CLEM
2. Tre Swilling (@TreSwilling)	INT	CLEM
3. Kaleb Oliver (@K2The_O)	INT	CLEM
4. David Curry (@D_Curry_22)	FR	USF
5. T.K. Chimedza (@_TKC11)	FR	USF
6. David Curry (@D_Curry_22)	INT	CIT
7. Kaleb Oliver (@K2The_O)	INT	TEM
8. Antwan Owens (@TheAntwanOwens)	INT	UNC
9. JaQuon Griffin (@Jaquongriffin)	FR	MIA
10. Juanyeh Thomas (@juanyehthomas1)	INT	PITT
11. Tariq Carpenter (@riq02)	INT	PITT
12. Justice Dingle (@justicedingle21)	FR	PITT

## INDIVIDUAL

• The mayhem being created by Georgia Tech's defense is reflected by the number of Yellow Jackets ranked among the nation's leaders in various individual statistical categories.

## GT DEFENDERS — NATIONAL/ACC RANKS, 2019

Category/Player	No.	FBS Rank	ACC Rank
<b>Total Tackles</b>			
Jr. LB David Curry	8.2 pg	t-53rd	t-8th
<b>Interceptions</b>			
So. DB Kaleb Oliver	2	t-75th	t-9th
<b>Fumbles Recovered</b>			
r-Fr. DL Justice Dingle	2	t-15th	t-2nd
r-Fr. DL T.K. Chimedza	1	t-94th	t-7th
Jr. LB David Curry	1	t-94th	t-7th
Fr. DL JaQuon Griffin	1	t-94th	t-7th

• Making So. DB **Kaleb Oliver's** team-leading two interceptions even more impressive is the fact that they came against two of the nation's top quarterbacks in Clemson's Trevor Lawrence (Aug. 29) and Temple's Anthony Russo (Sept. 28).

• R-Fr. DL **Ja'Quon Griffin's** recovery of a fumble forced by **Fr. LB Demetrius Knight II** for a touchdown in the first quarter at Miami (Oct. 19) was the first defensive touchdown of the season by a Yellow Jacket. The Yellow Jackets had not scored a defensive touchdown since **Juanyeh Thomas'** 95-yard interception return for a touchdown vs. Louisville on Oct. 5, 2018 and had not scored on a fumble recovery since **David Curry's** 15-yard fumble return for a touchdown vs. Alcorn State on Sept. 1, 2018.

• On Oct. 12 at Duke, five different Yellow Jackets set career highs for tackles — So. LB **Quez Jackson** (9 - prev. career high: 7 vs. The Citadel, Sept. 14), So. DL **Kelton Dawson** (6 - prev.: 5, 2x, last vs. North Carolina, Oct. 5), Fr. LB **Demetrius Knight III** (6 - prev.: 1, 3x, last vs. UNC, Oct. 5), walk-on Jr. DL **Djimon Brooks** (5 - prev.: 2, 2x, last vs. The Citadel, Sept. 14) and Fr. DL **Sylvain Yondjouen** (4 - prev.: 1 vs. Temple, Sept. 28).

• Leading the way for Georgia Tech in tackles on the season are Jr. LB **David Curry** (74), Jr. S **Tariq Carpenter** (53) and Jr. LB **Charlie Thomas** (51).

## DEFENSE

• Curry, Carpenter and Thomas are the first Georgia Tech trio to have more than 50 tackles apiece through nine games since 2012.

### MOST TOTAL TACKLES — GEORGIA TECH THROUGH NINE GAMES, SINCE 2005

Player	UT-AT	Total Tackles	Year
1. Julian Burnett	43-38	81	2011
2. <b>David Curry</b>	<b>37-37</b>	<b>74</b>	<b>2019</b>
3. P.J. Davis	56-12	68	2014
4. Gerris Wilkinson	33-34	67	2005
5. Kamichael Hall	40-24	64	2006
6. Chris Reis	42-22	64	2005
7. Morgan Burnett	40-23	63	2008
8. P.J. Davis	39-24	63	2015
9. Corey Griffin	52-11	63	2016
10. Philip Wheeler	37-25	62	2006
11. Isaiah Johnson	39-21	60	2012
12. Brad Jefferson	28-31	59	2009
13. Quayshawn Nealy	43-16	59	2014
14. Jemea Thomas	50-8	58	2013
15. Jamal Lewis	30-27	57	2007
16. Julian Burnett	27-29	56	2010
17. Quayshawn Nealy	33-23	56	2012
18. Brad Jefferson	34-21	55	2010
19. Dawan Landry	41-14	55	2005
20. Philip Wheeler	24-31	55	2007
21. Victor Alexander	36-17	53	2017
22. <b>Tariq Carpenter</b>	<b>40-13</b>	<b>53</b>	<b>2019</b>
23. Kamichael Hall	31-22	53	2005
24. Gary Guyton	24-28	52	2007
25. Jabari Hunt-Days	30-22	52	2012
26. <b>Charlie Thomas</b>	<b>33-18</b>	<b>51</b>	<b>2019</b>
27. Jemea Thomas	36-15	51	2012
28. Brandon Watts	34-17	51	2012

• Over the last three games (Oct. 19 at Miami, Nov. 2 vs. Pitt, last Saturday at Virginia), three Yellow Jackets have logged at least 25 tackles apiece — Curry (29), Carpenter (27) and So. S **Juanyeh Thomas** (26).

• Curry ranks eighth in the ACC and 53rd nationally with 8.2 tackles per game.

• Curry registered a career-high 16 tackles vs. North Carolina (Oct. 5), which is tied for the most tackles by a Yellow Jacket in a single game since Morgan Burnett made 16 stops against Georgia on Nov. 28, 2009.

• Curry's 10 tackles last Saturday versus Pitt give him 40 stops in the Yellow Jackets' last three home games (16 vs. UNC and 14 vs. The Citadel on Sept. 14).

### MOST TOTAL TACKLES — GT SINGLE GAME, SINCE 2005

Player	Tackles	Opponent	Year
1. <b>David Curry</b>	<b>16</b>	<b>North Carolina</b>	<b>2019</b>
Morgan Burnett	16	Georgia	2009
2. Jemea Thomas	15	Ole Miss	2013*
Jemea Thomas	15	Virginia	2013
4. <b>David Curry</b>	<b>14</b>	<b>The Citadel</b>	<b>2019</b>
Isaiah Johnson	14	Pittsburgh	2014
Paul Davis	14	North Carolina	2014
Isaiah Johnson	14	Clemson	2012
Morgan Burnett	14	Louisiana State	2008
Gerris Wilkinson	14	North Carolina	2005

\* 2013 Music City Bowl

• Curry is one of only five Power Five student-athletes (and one of just two linebackers) with at least 74 tackles, an interception and a fumble recovery this season.

### 74 TT, 1 INT, 1 FR CLUB — POWER FIVE

Player, Team	Yr.	TT	INT	FR
1. Dele Harding, Illinois*^	Sr.	120	3	1
2. Hamsah Nasirildeen, Florida St.	Jr.	85	1	1
3. Kamren Curl, Arkansas*	Jr.	75	2	1
4. <b>David Curry, Georgia Tech</b> ^	<b>Jr.</b>	<b>74</b>	<b>1</b>	<b>1</b>
Malcolm Rodriguez, Oklahoma St.	Jr.	74	1	1

\* Through 10 games played (all others through nine)

^ Denotes linebacker

• Curry turned in one of the most impressive performances in recent memory by a collegiate defender when he recorded a sack and an interception to go along with his then-career-high 14 tackles against The Citadel.

• Curry's performance against The Citadel marked only the 13th time since 2015 that an NCAA Division I FBS student-athlete recorded at least 14 tackles, a sack and an interception in a game. Michigan State's Joe Bachie is the only other FBS player to accomplish the feat this season (Sept. 21 vs. Northwestern).

• Despite seeing limited action versus Pitt (Nov. 2) due to injury, Charlie Thomas is one of only 16 Power Five conference student-athletes with at least 51 tackles, 9.0 tackles for loss and 2.0 sacks this season.

• Thomas is the only underclassman on the exclusive list.

### 51 TT, 9 TFL, 2 SACKS CLUB — POWER FIVE

Player, Team	Yr.	Tackles	TFL	Sacks
1. Evan Weaver, California	Sr.	136	10	2.5
2. Jordyn Brooks, Texas Tech	Sr.	98	18	3
3. Max Richardson, Boston College*	Jr.	94	14	3.5
4. Garret Wallow, TCU	Jr.	94	12	2.5
5. Chazz Surratt, North Carolina	Jr.	90	10.5	5
6. Rayshard Ashby, Virginia Tech	Jr.	86	13	3
7. Zane Zandier, Virginia*	Jr.	75	10	4.5
8. Joe Bachie, Michigan St.	Sr.	72	9.5	3.5
9. Isaiah Simmons, Clemson*	Jr.	69	12	6
10. Antjuan Simmons, Michigan St.	Jr.	65	12	2.5
11. Amen Ogbongbemiga, Oklahoma St.	Jr.	63	9.5	3.5
12. Charles Snowden, Virginia*	Jr.	58	9	3
13. Anfernee Jennings, Alabama	Sr.	56	9.5	6
14. Hamilcar Rashed Jr., Oregon St.	Jr.	53	18.5	12
15. Keandre Jones, Maryland*	Sr.	52	12	7
16. <b>Charlie Thomas, Georgia Tech</b>	<b>So.</b>	<b>51</b>	<b>9</b>	<b>2</b>

\* Through 10 games (all others have played nine games)

• Charlie Thomas was responsible for Georgia Tech's lone points at Temple (Sept. 28) when he teamed up with Jr. DL **Antwan Owens** to tackle TU RB Re'Mahn Davis in the end zone for a safety.

• Charlie Thomas stuffed the stat sheet with nine tackles, two tackles for loss, two sacks and a forced fumble (all career highs) against USF (Sept. 7).

• With his performance against USF, Charlie Thomas became the first Yellow Jacket with at least nine tackles and two sacks in a game since Jeremiah Attaochu accomplished the feat against Florida State in the 2012 ACC Championship Game (Dec. 1, 2012).

• For his efforts against USF, Charlie Thomas was named ACC Linebacker of the Week.

• As a true freshman last season, Charlie Thomas' three fumble recoveries last season were the most by a Yellow Jacket since Quayshawn Nealy in 2014 (3).

• Charlie Thomas became only the third Yellow Jacket in the past decade with as many as three fumble recoveries in a season (Jerrard Terrant – 3, 2010; Nealy – 3, 2014).

• Charlie Thomas tied a single-game school record by recovering two fumbles in the Yellow Jackets' 66-31 win at Louisville on Oct. 5 of last season (both of which led to Georgia Tech touchdowns). He is the 18th Yellow Jacket to recover two fumbles in a game.

### MOST FUMBLE RECOVERIES — GT SINGLE-GAME HISTORY

Player	FR	Opponent	Year
1. <b>Charlie Thomas</b>	<b>2</b>	<b>Louisville</b>	<b>2018</b>
Quayshawn Nealy	2	Pittsburgh	2014
Joe Anoa'i	2	Tulsa	2003
Daryl Smith	2	Navy	2000
Jermaine Miles	2	UCF	1995
Ronald Rogers	2	Maryland	1994
Gary Brown	2	Clemson	1993
Willis Crockett	2	VMI	1988
Cedric Stallworth	2	Virginia	1986
Dante Jones	2	Tennessee	1984
Anthony Harrison	2	Tennessee	1983
Seven more tied	2	Pre-ACC era	

• Entering this season, Georgia Tech returned just three starters from last year's defense — Curry, Carpenter and sophomore cornerback **Tre Swilling**.

• There are only two seniors on the defensive side of the ball on Georgia Tech's entire roster — DL **Brentavious Glanton** and DB **Christian Campbell**. The duo has combined to make just eight starts this season (five for Glanton and three for Campbell).

• Twelve different defensive players have made their first-career starts this season — r-Jr. DT **Djimon Brooks**, r-Fr. **T.K. Chimedza**, r-So. **Kelton Dawson**, Sr. DT **Brentavious Glanton**, Jr. DE **Jaquan Henderson**, Jr. DT **Chris Martin**, So. NB **Kaleb Oliver**, Jr. DE **Antwan Owens**, r-So. **Avery Showell**, So. S **Juanyeh Thomas**, r-Fr. CB **Zamari Walton** and Fr. DE **Sylvain Yondjouen**.

### HONORING BRANDON ADAMS

**Dec. 22, 1997-March 23, 2019**

• In honor of teammate **Brandon Adams**, a would-be senior defensive lineman who died on March 23, Georgia Tech head coach **Geoff Collins** has announced that a different Yellow Jacket will wear Adams' jersey number 90 for each game this season.

• Junior DL **Chris Martin** wore the No. 90 for the Yellow Jackets' season opener vs. Clemson on Aug. 29. Martin, who normally wears No. 96, was Adams' best friend on the team and has dedicated the rest of his football playing career in Adams' memory.



### JERSEY NO. 90

Game 1 vs. Clemson ..... Jr. DL Chris Martin  
 Game 2 vs. USF ..... Sr. TE Tyler Cooksey  
 Game 3 vs. The Citadel ..... Sr. RB Nathan Cottrell  
 Game 4 at Temple ..... Sr. WR Omahri Jarrett  
 Game 5 vs. North Carolina ..... So. DL Kelton Dawson  
 Game 6 at Duke ..... Sr. TE Tyler Davis  
 Game 7 at Miami (Fla.) ..... Jr. RB Jerry Howard Jr.  
 Game 8 vs. Pitt ..... Sr. DL Brentavious Glanton  
 Game 9 at Virginia ..... Jr. DL Djimon Brooks

## SPECIALISTS

• Head coach Geoff Collins states repeatedly that special teams are the No. 1 priority within Georgia Tech's program, a philosophy that is highlighted by the fact that a student-athlete cannot earn playing time on offense or defense if they aren't able to contribute on special teams.

• The emphasis on special teams has paid dividends, most notably in blocked kicks. Georgia Tech has blocked three kicks in the last four games (punt blocks vs. Duke on Oct. 12 and Pitt on Nov. 2 and a field goal block vs. Miami on Oct. 19).

• Georgia Tech is tied for fourth nationally in punt blocks (2) and tied for seventh nationally in total kick blocks (3).

• Georgia Tech is tied for fourth nationally in punt blocks (2) and tied for eighth nationally in total kick blocks (3).

## MOST PUNT BLOCKS — NCAA DIVISION I FBS, 2019

1. Houston	3
Nebraska	3
Penn State	3
<b>4. GEORGIA TECH</b>	<b>2</b>
Alabama	2
Appalachian State	2
Arkansas State	2
Bowling Green	2
Cincinnati	2
Duke	2
East Carolina	2
Memphis	2
North Texas	2
Ohio State	2
Pitt	2

## MOST TOTAL KICK BLOCKS — FBS, 2019

1. Appalachian State	5
Baylor	5
3. Houston	4
Memphis	4
Northern Illinois	4
Penn State	4
North Texas	4
<b>8. GEORGIA TECH</b>	<b>3</b>
Alabama	3
Arkansas State	3
Bowling Green	3
Nebraska	3
New Mexico	3
Ohio State	3
Tennessee	3
Texas A&M	3
Tulsa	3
Western Kentucky	3

• Jr. RB **Jerry Howard Jr.** has been responsible for both punt blocks this season. He is the first Yellow Jacket to block two kicks in a season since Chris Milton also blocked a pair of punts in 2015.

• Jr. DL **Antwan Owens** blocked a would-be game-winning 25-yard field goal attempt by Miami with just 26 seconds to go in regulation of Georgia Tech's 28-21 overtime win at Miami. It was the Yellow Jackets' first field goal block since GT blocked a field goal at Virginia Tech on Nov. 12, 2016.

• Georgia Tech has blocked 22 kicks since the beginning of the 2013 season, which is tied for the 10th-most by an NCAA Division I FBS team during that span.

• However, Georgia Tech's three kick blocks this season are its first since 2017. The Yellow Jackets went 21 games without blocking kicks at Virginia on Nov. 4, 2017 and at Duke on Oct. 12, 2019.

• The nation's most blocked kicks over the past seven seasons belong to Temple (26). Six of those came the last two seasons (2017-18), when current Georgia Tech head coach **Geoff Collins** was at the helm of the Owls. Temple blocked five kicks in 2018 alone, which was good for a tie for fifth nationally.

## MOST BLOCKED KICKS SINCE 2013 (FBS)

Temple	26
Oklahoma State	24
Southern California	24
Texas A&M	24
BYU	23
Air Force	23
Northern Illinois	23
North Texas	23
<b>GEORGIA TECH</b>	<b>22</b>
Arkansas State	22
Rutgers	21
Indiana	19
Virginia Tech	19

• Two of Georgia Tech's three postseason honorees in 2018 earned the recognition on special teams — So. P **Pressley Harvin III** and Fr. KR **Juanyeh Thomas**.

• Through the first nine games of his junior campaign, Harvin has punted 54 times for a 43.7-yard average.

• Despite being somewhat limited due to a number of opportunities to pin opponents deep inside their territory, Harvin's 43.7-yard punting average ranks 33rd nationally this season.

• Perhaps more impressively, 15 of Harvin's 54 punts have been downed inside the 20-yard line and seven have been downed inside the 10-yard line. Harvin's 15 punts downed inside the 20 rank tied for sixth in the ACC.

• Fifteen of Harvin's 54 punts this season have traveled 50 yards or more. He has had at least one punt travel 50 yards or more in every game this season.

• Harvin has eight punts of 50 yards or more over the past four games, including a season-long-tying 57-yarders vs. Pitt (Nov. 2) and at Miami (Oct. 19), a 53-yarder at Virginia (last Saturday) and 4-of-5 punts traveling at least 50 yards at Duke (Oct. 12).

• Harvin averaged a whopping 51.4 yards per punt against Duke, by far his highest average of the season (prev.: 43.3 at Temple, Sept. 28).

• Harvin had a pair of 55-yard punts vs. USF (Sept. 7).

• Harvin displayed another weapon in his arsenal at Miami, when he threw a 41-yard touchdown pass to Sr. gunner **Nathan Cottrell** in the first quarter of the Yellow Jackets' 28-21 overtime victory.

• Harvin's completion was the first of his career. He was previously 0-for-1 as a passer, with his only attempt coming as a true freshman at Duke in 2017.

• Harvin has a 774.4 pass-efficiency rating this season and a 387.2 rating for his career.

• The touchdown reception was the first touchdown catch and the longest reception of Cottrell's career. Prior to the 41-yard catch, he had three career receptions for 12 yards.

• After averaging 45.5 yards per punt to go along with the touchdown pass at Miami, Harvin was named the ACC co-Specialist of the Week. It was the first weekly ACC honor of the junior's career.

• One of the nation's least-utilized weapons a season ago, Harvin would've led the ACC and ranked 16th nationally through the 2018 regular season with a 44.3-yard punting average (*he did not qualify for official NCAA/ACC statistical rankings because he fell far short of the minimum 3.6 attempts per game*).

• Harvin III's season average fell to 41.3 yards per punt after he uncharacteristically punted four times for 75 yards (18.8 avg.) in the Quick Lane Bowl vs. Minnesota.

• As a true freshman in 2017, Harvin III set a Georgia Tech freshman record by averaging 44.1 yards per punt.

• Despite the limited opportunities, Harvin was named second-team all-ACC as a sophomore in 2018.

• Thomas earned true freshman all-America recognition in 2018 on the strength of returning two kickoffs for touchdowns this season, with both coming in the final two games of the regular season — a 77-yard return vs. Virginia (Nov. 17) and a 100-yarder at No. 5 Georgia (Nov. 24).

• With his two kickoff returns for touchdowns last season, Thomas set or matched five school records.

## JUANYEH THOMAS SCHOOL RECORDS

- 1) His 100-yard kickoff return vs. Georgia is tied for the longest in school history. Thomas became the fourth Yellow Jacket to achieve the feat, joining Drew Hill (vs. Georgia, 1978) Dez White (vs. Maryland, 1998) and Jamal Golden (vs. North Carolina, 2012).
- 2) He is the third player in school history with two kickoff returns for touchdowns in a single season, joining Hill (1978) and Golden (2012).
- 3) He is the first Georgia Tech freshman with two kickoff returns for touchdowns and one of only two Tech freshmen with even one kickoff return for a TD (joining White, 1997).
- 4) He is the fifth player in school history with two kickoff returns for touchdowns in a career, joining Hill (1975-78), Gary Lee (1983-86), White (1997-99) and Golden (2011-15).
- 5) He is the only player in school history to return kickoffs for touchdowns in consecutive games.

• Thomas has had limited opportunities in the return game this season due to an injury sustained in the season opener at Clemson (Aug. 29). In fact, he had his first return since the opener at Clemson last Saturday vs. Pitt, when he returned a kickoff 11 yards.

• Georgia Tech So. WR/QB **Tobias Oliver** has stolen the spotlight as a kick returner this season, ranking fourth in the ACC and 24th nationally with a 24.6-yard average (10 returns for 246 yards).

• At 24.6 yards per return, Oliver is on pace for the 10th-best single-season kickoff return average in Georgia Tech history.

## GEORGIA TECH KICKOFF RETURN AVERAGE — SINGLE SEASON (MIN. 10 RETURNS)

Player	Year	Avg.
1. Drew Hill	1978	30.0
2. Kevin Tisdell	1990	29.5
3. Jamal Golden	2012	28.3
4. Drew Hill	1976	26.4
5. Dez White	1998	26.2
6. Derrick Steagall	1993	25.8
7. Gene Spiotto	1968	25.2
8. Randy Rhino	1973	25.0
9. J.J. Green	2016	24.6
<b>10. Tobias Oliver</b>	<b>2019</b>	<b>24.6</b>



## MISCELLANEOUS

• New head coach **Geoff Collins** inherited one of college football's youngest teams when he took the reins at Georgia Tech.

• Georgia Tech's 2019 roster includes just 11 seniors (third-fewest in NCAA Division I FBS) and a total of 55 freshmen (28 true, 27 redshirt — 12th-most in NCAA Division I FBS).

## FEWEST SENIORS IN 2019 — NCAA DIVISION I FBS

1. Texas A&M	6
2. Coastal Carolina	10
<b>3. GEORGIA TECH</b>	<b>11</b>
4. Rice	12

## MOST FRESHMEN IN 2019 — NCAA DIVISION I FBS

1. Nebraska	78
2. Oklahoma State	72
3. UCLA	64
4. Virginia	63
Virginia Tech	63
6. Coastal Carolina	62
Iowa	62
8. Kansas State	60
SMU	60
10. Alabama	57
11. Texas	56
<b>12. GEORGIA TECH</b>	<b>55</b>

• Of the 11 seniors on Georgia Tech's roster, three of the most significant contributors — OL **Kenny Cooper** and **Jahaziel Lee** and WR **Jalen Camp** — are out for the remainder of the season due to injury.

• With Lee, Cooper and Camp out of the lineup, there are only four seniors remaining on Georgia Tech's roster that have started games this season: TE **Tyler Davis** and OL **Jared Southers** (graduate transfers from UConn and Vanderbilt, respectively), DL **Brentavious Glanton** and DB **Christian Campbell**.

• In five games since Camp and Cooper underwent season-ending surgeries prior to the North Carolina game (Oct. 5), freshmen and sophomores have played more than 70 percent of Georgia Tech's total snaps in each game.

• For the season, freshmen and sophomores have accounted for 97 percent of Georgia Tech's passing yards, 93.9 percent of its rushing yards, 71.1 percent of its receiving yards and 59.2 percent of its tackles.

• For the season, freshmen and sophomores have scored 19 of Georgia Tech's 22 touchdowns (86.4 percent) and 139 of its 165 total points (84.2 percent).

• Thirty total freshmen, including 15 true freshmen, have seen action for the Yellow Jackets this season.

• Despite its youth, Georgia Tech has one of the nation's most disciplined teams this season, ranking 15th nationally in fewest penalties per game (4.89) and 21st nationally in fewest penalty yards per game (44.3).

• Highlighting Collins' "Above The Line" philosophy, 39 different student-athletes have started for the Yellow Jackets on offense or defense this season, which is tied for the 11th-highest total in the nation and third among Power Five programs.

## MOST STARTERS IN 2019 — NCAA DIVISION I FBS

1. Old Dominion	47
BYU	47
3. NC State	45
4. Tennessee	43
UMass	43
6. Wyoming	42
7. Troy	41
New Mexico	41
Fresno State	41
West Virginia	41
11. Southern California	40
Houston	40
Coastal Carolina	40
TCU	40
<b>15. GEORGIA TECH</b>	<b>39</b>
Oregon State	39
Akron	39
Colorado	38

• Last Saturday at Virginia, Georgia Tech was without 13 student-athletes that have been listed Above The Line this season.

• Additionally, 14 of the 72 student-athletes that were on Georgia Tech's travel roster for the Virginia game are walk-ons.

• Since the beginning of the 2016 season, Georgia Tech has played games in seven different National Football League stadiums (Mercedes-Benz Stadium - Atlanta, Ford Field - Detroit, TIAA Bank Field - Jacksonville, Hard Rock Stadium - Miami, Lincoln Financial Field - Philadelphia, Heinz Field - Pittsburgh and Raymond James Stadium - Tampa Bay), which is the most NFL stadiums that any college football team has played in during that span.

## MOST NFL STADIUMS PLAYED IN

## BY COLLEGE FOOTBALL TEAMS (SINCE 2016)

<b>7 — GEORGIA TECH</b>	— Atlanta, Detroit, Jacksonville, Miami, Philadelphia, Pittsburgh, Tampa Bay
<b>6 — Alabama</b>	— Atlanta, Dallas, Miami, New Orleans, San Francisco, Tampa Bay,
<b>6 — BYU</b>	— Arizona, New England, New Orleans, San Diego, Tampa Bay, Washington
<b>6 — Clemson</b>	— Arizona, Carolina, Dallas, New Orleans, San Francisco, Tampa Bay
<b>5 — Notre Dame</b>	— Dallas, Jacksonville, Los Angeles (Rams), Miami, New York
<b>5 — Wisconsin</b>	— Dallas, Green Bay, Indianapolis, Miami, Tampa Bay
<b>4 — Auburn</b>	— Atlanta, Dallas, New Orleans, Tennessee
<b>4 — Florida</b>	— Atlanta, Dallas, Jacksonville, Tampa Bay
<b>4 — Mississippi State</b>	— Jacksonville, New England, New Orleans, Tampa Bay
<b>4 — Navy</b>	— Baltimore, Jacksonville, Philadelphia, Tampa Bay

## 2019 HONORS AND AWARDS

## ACC Linebacker of the Week

So. LB Charlie Thomas (Sept. 7 vs. USF)

## ACC co-Specialist of the Week

Jr. P Pressley Harvin III (Oct. 19 at Miami)

## Burlsworth Trophy Nominee (walk-on)

So. OL William Lay III

## Doak Walker Award Watch List (running back)

So. RB Jordan Mason

Jr. RB Jerry Howard Jr.

## Mackey Award Watch List (tight end)

Sr. TE Tyler Davis

## Rimington Trophy Watch List (Center)

Sr. C Kenny Cooper

## Ray Guy Award Watch List (punter)

Jr. P Pressley Harvin III

## Allstate AFCA Good Works Team (community service)

Sr. OL/DL Jahaziel Lee

## Wuerffel Trophy Nominee (community service)

Sr. OL/DL Jahaziel Lee

## Senior Bowl Watch List

Sr. TE Tyler Davis

Sr. OL Jared Southers

## GEORGIA TECH COACHES ON GAMEDAY

## ON THE FIELD

## Head Coach:

Geoff Collins — First season (Western Carolina, 1994)

## Asst. Head Coach/Run Game Coordinator/Offensive Line:

Brent Key — First season (Georgia Tech, 2001)

## Defensive Coordinator/Linebackers:

Andrew Thacker — First season (Furman, 2007)

## Running Backs:

Tashard Choice — First season (Georgia Tech, 2007)

## Defensive Ends/Outside Linebackers:

Marco Coleman — First season (Flagler, 2015)

## Wide Receivers:

Kerry Dixon — First season (Hampton, 2004)

## Defensive Line:

Larry Knight — First season (Central Michigan, 2010)

## Cornerbacks/Defensive Special Teams Coordinator:

Jeff Popovich — First season (Miami (Fla.), 2000)

## IN THE BOOTH

## Offensive Coordinator/Quarterbacks:

Dave Patenaude — First season (Central Connecticut State, 1990)

## Co-Defensive Coordinator/Safeties:

Nathan Burton — First season (Georgia Tech, 2005)

## Tight Ends/Tackles/Offensive Special Teams Coordinator:

Chris Wiesehan — First season (Wabash, 1994)



# ABOVE THE LINE

Since he was first asked about depth charts and two-deeps, Georgia Tech head coach Geoff Collins has insisted that he doesn't believe in them. He coaches his student-athletes to be **ABOVE THE LINE (ATL)**. Those who are ATL are ready to play and can see game action, while others work to get to that level. In place of a traditional depth chart that often omits some student-athletes who see game action and lists others who seldom enter the game,

The ATL list is updated on Thursday of each game week. The list below reflects those who are ATL for Game 10 vs. Virginia Tech.

## OFFENSE (Spread Pro-Style)

### OFFENSIVE LINE

No.	Name	Ht.	Wt.	Class
56	Connor Hansen	6-2	314	Jr.
57	Mikey Minihan	6-3	297	r-So.
59	Scott Morgan	6-4	302	r-Sr.
63	Chet Lagod	6-0	282	r-Jr.
65	Austin Smith	6-5	295	r-Fr.
70	Jared Southers	6-5	310	r-Sr.
72	Charlie Clark	6-4	292	r-So.
73	Zach Quinney	6-6	295	r-So.
78	Jack DeFoor	6-5	305	r-Jr.
79	William Lay III	6-2	305	r-So.

### TIGHT END

No.	Name	Ht.	Wt.	Class
9	Tyler Davis	6-4	250	r-Sr.
43	Tyler Cooksey	6-2	236	r-Sr.
80	Dylan Leonard	6-5	215	Fr.
83	Dylan Deveney	6-6	256	Fr.

### WIDE RECEIVER

No.	Name	Ht.	Wt.	Class
8	Tobias Oliver	6-2	190	r-So.
10	Ahmarean Brown	5-10	155	Fr.
12	Adonias Sanders	6-1	195	r-So.
15	Malachi Carter	6-3	195	So.
18	PeJe' Harris	6-3	212	r-Fr.
26	Josh Blancato	5-10	180	r-So.
82	Kalani Norris	6-0	170	Fr.

### QUARTERBACK

No.	Name	Ht.	Wt.	Class
4	James Graham	6-1	192	r-Fr.
7	Lucas Johnson	6-3	215	r-So.
13	Jordan Yates	6-0	200	Fr.

### RUNNING BACK

No.	Name	Ht.	Wt.	Class
5	Jerry Howard Jr.	6-0	217	Jr.
22	Jamious Griffin	5-10	212	Fr.
27	Jordan Mason	6-1	219	r-So.

### FLEX

No.	Name	Ht.	Wt.	Class
2	Omahri Jarrett	5-10	185	r-Sr.
24	Christian Malloy	5-10	201	r-Fr.
31	Nathan Cottrell	5-11	193	r-Sr.

## DEFENSE (4-2-5 Effort Based)

### DEFENSIVE END

No.	Name	Ht.	Wt.	Class
32	Sylvain Yondjouen	6-4	255	Fr.
41	Jaquan Henderson	6-1	211	Jr.
42	Jordan Domineck	6-3	225	r-Fr.
52	Justice Dingle	6-3	265	r-Fr.
91	Kelton Dawson	6-3	258	r-So.

### DEFENSIVE TACKLE

No.	Name	Ht.	Wt.	Class
86	Djimon Brooks	6-1	300	r-Jr.
92	Ja'Quon Griffin	6-0	276	r-Fr.
93	T.K. Chimedza	6-3	295	r-Fr.
94	Mike Lockhart	6-4	282	Fr.
97	Brentavious Glanton	6-3	302	r-Sr.

### LINEBACKER

No.	Name	Ht.	Wt.	Class
6	David Curry	6-2	230	r-Jr.
17	Demetrius Knight	6-2	230	Fr.
25	Charlie Thomas	6-2	210	So.
44	Quez Jackson	6-1	219	So.
45	Taylor McCawley	6-0	216	Fr.

### SAFETY

No.	Name	Ht.	Wt.	Class
1	Juanyeh Thomas	6-3	216	So.
2	Tariq Carpenter	6-2	223	Jr.
10	Christian Campbell	6-2	210	r-Sr.
13	Avery Showell	6-1	208	r-So.
14	Jaylon King	6-1	186	r-Fr.

### CORNERBACK

No.	Name	Ht.	Wt.	Class
3	Tre Swilling	6-0	200	r-So.
16	Myles Sims	6-3	185	r-Fr.
21	Zamari Walton	6-3	180	r-Fr.
23	Jordan Huff	6-2	191	Fr.

### NICKEL/DIME

No.	Name	Ht.	Wt.	Class
22	Kaleb Oliver	6-4	212	r-So.
24	Kenan Johnson	6-1	176	Fr.
33	Jaytlin Askew	5-11	180	Jr.

## SPECIALISTS

### PLACE KICKER

No.	Name	Ht.	Wt.	Class
37	Brenton King	6-0	176	r-So.
38	Wesley Wells	6-0	205	So.

### PUNTER

No.	Name	Ht.	Wt.	Class
27	Pressley Harvin III	6-0	245	Jr.

### LONG SNAPPER

No.	Name	Ht.	Wt.	Class
52	Cade Long	5-11	220	r-Fr.
66	Jack Coco	6-3	276	r-So.

### RETURN SPECIALIST (KICKOFF AND PUNT)

No.	Name	Ht.	Wt.	Class
1	Juanyeh Thomas	6-3	216	So.
8	Tobias Oliver	6-2	190	r-So.
10	Ahmarean Brown	5-10	155	Fr.
26	Josh Blancato	5-10	180	r-So.

## PRONUNCIATION GUIDE

### Student-Athletes

1	JUANYEH Thomas	wahn-YAY
2	OMAHRI Jarrett	oh-MAR-ee
7	ANTONNEOUS Clayton	an-TONE-ee-us
8	TOBIAS Oliver	toe-BYE-us
10	AHMAREAN Brown	uh-MAR-ee-in
13	Avery SHOWELL	sho-ELL
18	PEJE' Harris	P.J.
18	Rich STANZIONE	stan-zee-OWN
20	JAIR Hawkins-Anderson	jah-EER
20	TJAJI Whatley	TIE-jay
21	ZAMARI Walton	zuh-MAR-ee
27	Josh BLANCATO	blahn-COT-oh
28	DONTAE Smith	DON-tay
29	TARIQ Carpenter	tuh-REEK
31	Nathan COTTRELL	COT-trill
31	KENAN Johnson	KEE-nin
32	Sylvain YONDJOUEN	yun-JEW-in
33	JAYTLIN ASKEW	JATE-lynn ASK-you
36	Joseph MACRINA	mah-CREEN-uh
38	AJANI Kerr	uh-JOHN-ee
41	JAQUAN Henderson	JAY-qwon
45	Tony AMERSON	AM-er-sun
54	Jerrold ABEE	AY-bee
57	Lucas PATELLES	puh-TELL-iss
63	Chet LAGOD	luh-GOD
70	Jared SOUTHERS	SUH-thers
82	KALANI Norris	kuh-LAHN-ee
83	Dylan DEVENEY	duh-VAIN-ee
86	DJIMON Brooks	JAH-mon
93	T.K. CHIMEDZA	chih-MED-zuh
95	JAHAZIEL Lee	juh-HAY-zull
97	BRENTAVIOUS Glanton	brent-TAY-vee-us

### Coaches

TASHARD Choice	tuh-SHARD
Dave PATENAUE	PAT-in-node
Chris WIESEHAN	WEEZ-uh-hann

## 2019 ROSTERS

ALPHABETICAL			NUMERICAL						
NO.	NAME	POS.	NO.	NAME	POS.	HT.	WT.	CLASS	HOMETOWN/HIGH SCHOOL (PREVIOUS COLLEGE)
54	Jerrod Abee	LB	1	Jalen Camp	WR	6-2	220	Sr.	Cumming, Ga./South Forsyth
*90	Brandon Adams	DL	1	Juanyeh Thomas	DB	6-3	216	So.	Niceville, Fla./Niceville
18	Derrik Allen	DB	2	Tariq Carpenter	DB	6-2	223	Jr.	Ludowici, Ga./Long County
45	Tony Amerson	RB	2	Omahri Jarrett	WR	5-10	185	r-Sr.	Douglasville, Ga./New Manchester
33	Jaytin Askew	DB	3	Tre Swilling	DB	6-0	200	r-So.	New Orleans, La./Brother Martin
67	Tad Aycok	OL	4	James Graham	QB	6-1	192	r-Fr.	Fitzgerald, Ga./Fitzgerald
15	Chico Bennett, Jr.	DE	5	Jerry Howard Jr.	RB	6-0	217	Jr.	Rock Hill, S.C./Northwestern
26	Josh Blancato	WR	6	David Curry	LB	6-2	230	r-Sr.	Buford, Ga./Buford
40	Michael Brimer	DB	7	Lucas Johnson	QB	6-3	215	r-Jr.	San Diego, Calif./Mount Carmel
30	Olin Broadway	LB	8	Tobias Oliver	WR/QB	6-2	190	r-So.	Warner Robins, Ga./Northside
86	Djimon Brooks	DL	9	Tyler Davis	TE	6-4	250	r-Sr.	North Bellmore, N.Y./Mepham (UConn)
10	Ahmarean Brown	WR	10	Ahmarean Brown	WR	5-10	155	Fr.	Tampa, Fla./Jefferson
16	Liam Byrne	QB	10	Christian Campbell	DB	6-2	210	r-Sr.	Ponchatoula, La./Ponchatoula
1	Jalen Camp	WR	10	Josh Carlson	DB	5-10	177	Jr.	Johns Creek, Ga./Home School
50	Jamal Camp	DL	11	Antonneous Clayton	DL	6-2	265	R-Jr.	Vienna, Ga./Dooly County (Florida)
10	Christian Campbell	DB	11	Marquez Ezzard	WR	6-2	205	R-Fr.	Atlanta, Ga./Stockbridge (Miami (Fla.))
10	Josh Carlson	DB	11	Devin Smith	DB	5-10	178	r-So.	Acworth, Ga./Harrison
2	Tariq Carpenter	DB	12	Bruce Jordan-Swilling	LB	6-1	225	Jr.	New Orleans, La./Brother Martin
15	Malachi Carter	WR	12	Adonias Sanders	WR	6-1	195	r-So.	North Charleston, S.C./Fort Dorchester
93	T.K. Chimedza	DL	13	Avery Showell	DB	6-1	208	r-So.	Atlanta, Ga./Cartersville
72	Charlie Clark	OL	13	Jordan Yates	QB	6-0	200	Fr.	Alpharetta, Ga./Milton
7	Antonneous Clayton	DL	14	Jaylon King	DB	6-1	186	r-Fr.	La Vergne, Tenn./Ensworth
66	Jack Coco	OL	14	Ryan Lantz	QB	6-1	190	r-Fr.	North Palm Beach, Fla./Suncoast Community
43	Tyler Cooksey	TE	15	Chico Bennett, Jr.	DE	6-4	228	Fr.	Ashburn, Va./Battle Ground Academy (Tenn.)
55	Kenny Cooper	OL	15	Malachi Carter	WR	6-3	195	So.	Lawrenceville, Ga./Mountain View
31	Nathan Cottrell	RB	16	Liam Byrne	QB	6-4	202	r-So.	Woodstock, Ga./Woodstock
6	David Curry	LB	16	Myles Sims	DB	6-3	185	r-Fr.	Atlanta, Ga./Westlake (Michigan)
9	Tyler Davis	TE	17	Demetrius Knight	LB	6-2	230	Fr.	Locust Grove, Ga./Strong Rock Christian
91	Kelton Dawson	DL	18	PeJe' Harris	WR	6-3	212	r-Fr.	Newnan, Ga./Newnan
78	Jack DeFoor	OL	18	Derrik Allen	DB	6-2	213	r-Fr.	Marietta, Ga./Lassiter (Notre Dame)
83	Dylan Deveney	TE	20	Jair Hawkins-Anderson	WR/DB	6-1	187	r-Jr.	Suwanee, Ga./Northview
52	Justice Dingle	DL	21	Stephen Dolphus	WR	6-5	217	r-Jr.	Macon, Ga./Westside
21	Stephen Dolphus	WR	21	Zamari Walton	DB	6-3	180	r-Fr.	Melbourne, Fla./Melbourne Central Catholic
42	Jordan Domineck	DL	22	Jamious Griffin	RB	5-10	212	Fr.	Rome, Ga./Rome
99	D'Quon Douse	DL	22	Kaleb Oliver	DB	6-4	212	r-So.	La Vergne, Tenn./Oakland
32	Devin Ellison	RB	23	Jordan Huff	DB	6-2	191	Fr.	Madison, Ga./Morgan County
47	Cornelius Evans	LB	23	Austin Nash	WR	5-10	177	r-So.	Grayson, Ga./Grayson
11	Marquez Ezzard	WR	24	Kenan Johnson	DB	6-1	176	Fr.	Minneola, Fla./Lake Minneola
85	Hinson Fowler	DL	24	Christian Malloy	RB	5-10	201	r-Fr.	Lilburn, Ga./Parkview
47	Henry Freer	LS	25	Charlie Thomas	LB	6-2	210	So.	Thomasville, Ga./Thomasville
75	Scotty Fulgham	OL	26	Josh Blancato	WR	5-10	180	r-So.	Marietta, Ga./Kell
47	Cliff Gandis	PK/P	27	Pressley Harvin III	P	6-0	245	Jr.	Alcolu, S.C./Sumter
68	Hamp Gibbs	OL	27	Jordan Mason	RB	6-1	219	r-So.	Gallatin, Tenn./Gallatin
97	Brentavious Glanton	DL	28	Dontae Smith	RB	5-11	190	r-Fr.	Spring Hill, Tenn./Spring Hill
4	James Graham	QB	28	Jeremiah Smith	DB	6-2	190	Fr.	Grayson, Ga./Grayson
22	Jamious Griffin	RB	29	Keegan Hemingway	RB	5-6	180	r-So.	Boyds, Md./Pooleville
92	Ja'Quon Griffin	DL	30	Olin Broadway	LB	6-3	231	r-So.	Atlanta, Ga./St. Pius X
56	Connor Hansen	OL	31	Nathan Cottrell	RB	5-11	193	r-Sr.	Knoxville, Tenn./Knoxville West
18	PeJe' Harris	WR	31	Thompson Rudolph	DB	6-0	195	r-Fr.	Spartanburg, S.C./Spartanburg
27	Pressley Harvin III	P	32	Devin Ellison	RB	5-9	200	Fr.	Jacksonville, Fla./Bartram Trail
20	Jair Hawkins-Anderson	WR/DB	32	Sylvain Yondjouen	DL	6-4	255	Fr.	Ruisbroek, Belgium/Don Bosco
29	Keegan Hemingway	RB	33	Jaytin Askew	DB	5-11	180	Jr.	Douglasville, Ga./McEachern
41	Jaquan Henderson	DL	36	Joseph Macrina	TE	6-0	259	r-Jr.	Suwanee, Ga./Northview
5	Jerry Howard Jr.	RB	36	Rich Stanzione	DB	6-0	201	r-Jr.	Washington Township, N.J./Williamstown (Stetson)
23	Jordan Huff	DB	37	Brenton King	PK	6-0	176	r-So.	Auburn, Ga./Mill Creek
44	Quez Jackson	LB	38	Ajani Kerr	DB	6-0	190	r-Jr.	Powder Springs, Ga./McEachern
2	Omahri Jarrett	WR	38	Wesley Wells	PK	6-0	205	So.	Dahlonega, Ga./Lumpkin County
48	Luke Johns	DL	39	Wesley Walker	DB	6-1	194	Fr.	Nashville, Tenn./Ensworth
24	Kenan Johnson	DB	40	Michael Brimer	DB	5-11	181	r-So.	Acworth, Ga./Harrison (NJIT)
7	Lucas Johnson	QB	41	Jaquan Henderson	DL	6-1	211	Jr.	Covington, Ga./Newton
12	Bruce Jordan-Swilling	LB	42	Jordan Domineck	DL	6-3	225	r-Fr.	Lakeland, Fla./George Jenkins
71	Harrison Jump	OL	43	Tyler Cooksey	TE	6-2	236	r-Sr.	Suwanee, Ga./Greater Atlanta Christian School
38	Ajani Kerr	DB	44	Quez Jackson	LB	6-1	219	So.	Fort Valley, Ga./Peach County
37	Brenton King	PK	45	Tony Amerson	RB	5-11	209	Fr.	Montgomery, Ala./St. James
14	Jaylon King	DB	45	Taylor McCawley	LB	6-0	216	Fr.	Birmingham, Ga./East Coweta
17	Demetrius Knight	LB	46	Henry Freer	LS	6-0	200	Fr.	College Park, Ga./Woodward Academy
63	Chet Lagod	OL	47	Cornelius Evans	LB	6-4	205	Fr.	Lawrenceville, Ga./Central Gwinnett

# 2019 ROSTERS

NO.	NAME	POS.	HT.	WT.	CLASS	HOMETOWN/HIGH SCHOOL (PREVIOUS COLLEGE)
47	Cliff Gandis	PK/P	6-1	218	r-Fr.	Greer, S.C./Christ Church Episcopal School
47	Nathan Tyler	TE	6-2	215	r-Fr.	Gibson, Ga./Glascok County
48	Luke Johns	DL	6-5	256	r-Fr.	Dalton, Ga./Southeast Whitfield
49	Spence Massey	RB	6-1	208	Fr.	Tifton, Ga./Tiftarea Academy
50	Jamal Camp	DL	6-2	292	Fr.	Cumming, Ga./South Forsyth
51	Jahaziel Lee	OL/DL	6-2	300	Sr.	Ponchatoula, La./Ponchatoula
52	Justice Dingle	DL	6-3	265	r-Fr.	Bowling Green, Ky./Bowling Green
52	Cade Long	LS	5-11	220	r-Fr.	Hixson, Tenn./Baylor School
54	Jerrold Abee	LB	6-1	203	r-So.	Gainesville, Ga./Lakeview Academy
55	Kenny Cooper	OL	6-3	317	Sr.	Calhoun, Ga./Sonoraville
56	Connor Hansen	OL	6-2	314	Jr.	Tallahassee, Fla./Chiles
57	Mikey Minihan	OL	6-3	297	r-So.	Honolulu, Hawaii/Saint Louis
57	Lucas Patelles	LS	5-8	198	r-Jr.	Fayetteville, Ga./Starr's Mill
58	Will Scissum	OL	6-2	265	Fr.	Marietta, Ga./The Walker School
59	Scott Morgan	OL	6-4	302	r-Sr.	Woodstock, Ga./Etowah
61	Michael Maye	OL	6-3	310	r-Fr.	Hoover, Ala./Hoover
63	Chet Lagod	OL	6-0	282	r-Jr.	Marietta, Ga./Marist
65	Austin Smith	OL	6-5	295	r-Fr.	McDonough, Ga./Ola
66	Jack Coco	OL	6-3	276	r-So.	Johns Creek, Ga./Johns Creek
67	Tad Aycock	OL	6-3	284	r-Fr.	Roswell, Ga./Fellowship Christian School
68	Hamp Gibbs	OL	6-3	293	r-So.	Augusta, Ga./Augusta Prep
70	Jared Southers	OL	6-5	310	r-Sr.	South Orange, N.J./Seton Hall Prep (Vanderbilt)
71	Harrison Jump	OL	6-5	275	r-Fr.	Statham, Ga./Prince Avenue Christian School
72	Charlie Clark	OL	6-4	292	r-So.	Atlanta, Ga./Marist
73	Zach Quinney	OL	6-6	295	r-So.	Savannah, Ga./Savannah Christian Prep
75	Scotty Fulgham	OL	6-3	303	Fr.	Tuscaloosa, Ala./Tuscaloosa Academy
76	Kevin Wolf	OL	6-6	291	r-Fr.	Charlotte, N.C./Providence Day School
77	Matthew Morgan	OL	6-4	300	r-Fr.	Woodstock, Ga./Etowah
78	Jack DeFoor	OL	6-5	305	r-Jr.	Calhoun, Ga./Calhoun (Ole Miss)
79	William Lay III	OL	6-2	305	r-So.	Bowersville, Ga./Hart County
80	Dylan Leonard	TE	6-5	215	Fr.	Milton, Ga./Milton
81	Zach Owens	WR	6-3	210	Fr.	Marietta, Ga./Pope
82	Kalani Norris	WR	6-0	170	Fr.	Miami, Fla./Christopher Columbus
83	Dylan Deveney	TE	6-6	256	Fr.	Medford, N.J./The Hun School
84	Chris Miller	TE	6-4	222	Fr.	Atlanta, Ga./St. Pius X
85	Hinson Fowler	DL	6-2	275	r-Fr.	Augusta, Ga./Augusta Prep
86	Dijmon Brooks	DL	6-1	300	r-Jr.	Sandersville, Ga./Washington County
87	Ben Wilhelm	TE	6-6	230	Fr.	Thomasville, Ga./Thomas County Central
88	Josh Tukes	TE	6-6	220	r-So.	Covington, Ga./Newton
89	Antwan Owens	DL	6-4	275	Jr.	Tallahassee, Fla./Godby
*90	Brandon Adams	DL	6-2	325	Sr.	Brentwood, Tenn./Brentwood Academy
91	Kelton Dawson	DL	6-3	258	r-So.	Stockbridge, Ga./Stockbridge
92	Ja'Quon Griffin	DL	6-0	276	r-Fr.	Rome, Ga./Rome
93	T.K. Chimedza	DL	6-3	295	r-Fr.	Dacula, Ga./IMG Academy
94	Mike Lockhart	DL	6-4	282	Fr.	Birmingham, Ala./Huffman
96	Chris Martin	DL	6-1	285	r-Jr.	Loganville, Ga./Grayson
97	Brentavious Glanton	DL	6-3	302	r-Sr.	Albany, Ga./Monroe Comprehensive
98	Curtis Ryans	DL	6-5	240	r-Fr.	Kennesaw, Ga./North Cobb
99	D'Quon Douse	DL	6-3	264	Fr.	Savannah, Ga./Calvary Day School

\* in memoriam; died March 23, 2019

NO.	NAME	POS.
14	Ryan Lantz	QB
79	William Lay III	OL
51	Jahaziel Lee	DL
80	Dylan Leonard	TE
94	Mike Lockhart	DL
52	Cade Long	LS
36	Joseph Macrina	TE
24	Christian Malloy	RB
96	Chris Martin	DL
27	Jordan Mason	RB
49	Spence Massey	RB
61	Michael Maye	OL
45	Taylor McCawley	LB
84	Chris Miller	TE
57	Mikey Minihan	OL
77	Matthew Morgan	OL
59	Scott Morgan	OL
23	Austin Nash	WR
82	Kalani Norris	WR
22	Kaleb Oliver	DB
8	Tobias Oliver	WR/QB
89	Antwan Owens	DL
81	Zach Owens	WR
57	Lucas Patelles	LS
73	Zach Quinney	OL
31	Thompson Rudolph	DB
98	Curtis Ryans	DL
12	Adonias Sanders	WR
58	Willard Scissum	OL
13	Avery Showell	DB
16	Myles Sims	DB
65	Austin Smith	OL
11	Devin Smith	DB
28	Dontae Smith	RB
28	Jeremiah Smith	DB
70	Jared Southers	OL
36	Rich Stanzione	DB
3	Tre Swilling	DB
25	Charlie Thomas	LB
1	Juanyeh Thomas	DB
88	Josh Tukes	TE
47	Nathan Tyler	TE
39	Wesley Walker	DB
21	Zamari Walton	DB
38	Wesley Wells	PK
87	Ben Wilhelm	TE
76	Kevin Wolf	OL
13	Jordan Yates	QB
32	Sylvain Yondjouen	DL

## COACHING AND SUPPORT STAFF

**Head Coach:** Geoff Collins (Western Carolina, 1994) — 1st season at Georgia Tech  
**Assistant Head Coach/Run Game Coord./OL:** Brent Key (Georgia Tech, 2001)  
**Offensive Coord./QB:** Dave Patenaude (Central Connecticut St., 1990)  
**Defensive Coordinator/Linebackers:** Andrew Thacker (Furman, 2007)  
**Co-Defensive Coordinator/Safeties:** Nathan Burton (Georgia Tech, 2005)  
**Running Backs/Off. Recruiting Coord.:** Tashard Choice (Georgia Tech, 2007)  
**Defensive Ends/Outside Linebackers:** Marco Coleman (Flagler, 2015)  
**Wide Receivers:** Kerry Dixon (Hampton, 2004)  
**Defensive Line/Def. Recruiting Coord.:** Larry Knight (Central Michigan, 2010)  
**Cornerbacks/Def. Special Teams Coord.:** Jeff Popovich (Miami (Fla.), 2000)  
**Tight Ends/Offensive Special Teams Coord.:** Chris Wiesehan (Wabash, 1994)  
**Chief of Staff:** Vince Sinagra (Rhode Island, 1975)  
**General Manager:** Patrick Suddes (Alabama, 2005)  
**Head FB Strength and Conditioning Coach:** Lewis Caralla (Defiance, 2008)  
**Director of Applied Sports Science:** Ryan Horton (Otterbein, 2007)  
**Player Development Coach:** Zach Reed (Tennessee Tech, 2001)  
**Player Development Coach:** Kyle Seger (Ball State, 2016)  
**Player Development Coach:** Edward Thompson (Louisiana Lafayette, 2018)  
**Director of Football Operations:** Scott Wallace (California (Pa.), 2011)  
**Assistant Director of Football Operations:** Kevin Cone (Georgia Tech, 2010)

**Football Research and Analytics Coordinator:** Pat Boyle (Temple, 2012)  
**Senior Offensive Analyst:** Chris Ostrowsky (Jersey City State College, 1993)  
**Quality Control Specialist/Offense:** Will Glover (Clayton State, 2009)  
**Quality Control Specialist/Defense:** Jason Semore (Adams State, 2005)  
**Analyst (Offense):** Joe Battaglia (Coastal Carolina, 2014)  
**Analyst (Defense):** Anthony Parker (Tennessee, 2008)  
**Analyst (Special Teams):** Tim Conner (Maryville, 2011)  
**Graduate Assistant Coach:** Pat Jasinski (UCF, 2019)  
**Graduate Assistant Coach:** Erin Joe (Georgia Tech, 2014)  
**Graduate Assistant Coach:** Nick Newsome (Austin Peay, 2011)  
**Graduate Assistant Coach:** Tyson Wachenheim (Christopher Newport, 2015)  
**Director of On-Campus Recruiting:** Carina Hargreaves (Florida, 2014)  
**Assoc. Director of Player Personnel:** Mike Gregory (UCF, 2009)  
**Assoc. Director of Player Personnel:** Thomas Guerry (Mississippi State, 2008)  
**Brand Manager:** Santino Stancato (Bloomsburg, 2016)  
**Recruiting and Marketing Coord.:** Brittany McCormick (Michigan State, 2012)  
**Digital Content Coordinator:** Brad Ahern (Villanova, 2017)  
**Head Football Athletic Trainer:** Mark Smith (SUNY Brockport, 2010)  
**Assistant Football Athletic Trainer:** Eric Avila (Slippery Rock, 2010)  
**Administrative Coordinator:** Teri Anton (Florida State, 1991)

## RECORD BREAKDOWN

Current Streak	Lost 2
Current Home Streak	Lost 3
Current Road Streak	Lost 1
Current Neutral Streak	Lost 2
Last Win	28-21 (OT) at Miami (10/19/19)
Last Home Win	14-10 vs. USF (9/7/19)
Last Home Loss	20-10 vs. Pitt (11/2/19)
Last Win Away From Home	28-21 (OT) at Miami (10/19/19)
Last True Road Win	28-21 (OT) at Miami (10/19/19)
Last Loss Away from Home	33-28 at Virginia (11/9/19)
Last True Road Loss	33-28 at Virginia (11/9/19)

## 2019

Overall	2-7
Playing at home	1-3
Playing on the road	1-4
Playing at a neutral site	0-0
In bowl games	0-0
In overtime	0-0
More than 7 days to prepare	1-3

In August	0-1
In September	1-2
In October	1-2
In November	0-2
In December	0-0
In January	0-0

Outrushing opponent	2-0
When rushing for 300 yards	0-0
When rushing for 400 yards	0-0
When rushing for 500 yards	0-0
When rushing for 600 yards	0-0
Outrushed by opponent	0-7
When allowing 300 yards rushing	0-2
Rushing yards the same	0-0
Outpassing opponent	0-4
When passing for 300 yards	0-0
Outpassed by opponent	2-3
When allowing 300 yards passing	0-1
When allowing 400 yards passing	0-0

More total offense than opponent	0-1
When having 400+ total offense	0-0
When having 500+ total offense	0-0
When having 600+ total offense	0-0
Less total offense than opponent	2-6
When allowing 400+ total offense	0-3
When allowing 500+ total offense	0-2

Committing fewer turnovers	1-2
Committing more turnovers	0-3
Turnovers are even	1-2

< 30:00 of time of possession	0-7
> 30:00 of time of possession	2-0

Scoring first	2-2
Opponent scores first	0-5

Leading after the 1st quarter	0-0
Trailing after the 1st quarter	1-6
Tied after the 1st quarter	1-1
Leading at halftime	1-0
Trailing at halftime	0-7
Tied at halftime	1-0
Leading after the 3rd quarter	1-0
Trailing after the 3rd quarter	0-7
Tied after the 3rd quarter	1-0

Scoring 0-10 points	0-2
Scoring 11-20 points	1-1
Scoring 21-30 points	1-4
Scoring 31-40 points	0-0
Scoring 41-plus points	0-0

Opponent scores 0-10 points	1-0
Opponent scores 11-20 points	0-1
Opponent scores 21-30 points	1-2
Opponent scores 31-40 points	0-2
Opponent scores 41-plus points	0-2

## GAMES PLAYED AND STARTS

### CAREER GAMES

NAME	'15	'16	'17	'18	'19	TOT.	CONS.
N. Cottrell	-	11	11	13	9	44	40
C. Campbell	-	9	11	13	9	42	35
J. Camp	-	11	11	12	4	38	-
D. Curry	-	13	-	13	9	35	22
J. Lee	-	10	9	12	3	34	-
B. Glanton	-	6	11	7	9	33	9
T. Cooksey	-	4	6	13	9	32	22
P. Harvin III	-	-	11	12	9	32	25
K. Cooper	-	5	11	11	4	31	-
J. Howard	-	-	9	13	9	31	28
B. Jordan-Swilling	-	-	11	11	8	30	-
A. Kerr	-	-	11	13	5	29	-
A. Owens	-	-	8	13	8	29	-
T. Carpenter	-	-	6	13	9	28	26
J. Henderson	-	-	11	8	8	27	4
O. Jarrett	-	1	10	6	6	23	-
M. Carter	-	-	-	13	9	22	22
J. Mason	-	-	-	13	9	22	22
Z. Quinney	-	-	-	13	9	22	22
J. Thomas	-	-	-	13	9	22	22
K. Oliver	-	-	-	13	8	21	-
J. Askew	-	-	10	11	9	21	17
C. Hansen	-	-	3	11	7	21	7
B. King	-	-	8	4	9	21	9
T. Oliver	-	-	-	12	9	21	19
T. Swilling	-	-	-	12	9	21	18
C. Thomas	-	-	-	10	9	19	9
J. Coco	-	-	-	11	7	18	4
J. DeFoor	-	-	-	9	9	18	12
S. Morgan	-	-	3	10	4	17	3
W. Wells	-	-	-	10	6	16	4
C. Martin	-	-	2	5	8	15	-
L. Johnson	-	-	9	-	5	14	2
A. Showell	-	-	-	6	8	14	4
Z. Walton	-	-	-	4	9	13	9
T.K. Chimedza	-	-	-	4	9	13	11
J. Dingle	-	-	-	4	8	12	5
J. King	-	-	-	3	9	12	9
S. Dolphus	-	-	3	8	-	11	-
J. Graham	-	-	-	3	8	11	6
K. Dawson	-	-	-	2	9	11	9
A. Sanders	-	-	-	2	9	11	9
JaQ. Griffin	-	-	-	2	8	10	7
D. Brooks	-	-	1	-	9	10	9
Don. Smith	-	-	-	2	7	9	-
J. Blacato	-	-	-	1	8	9	8
A. Brown	-	-	-	-	9	9	9
T. Davis	-	-	-	-	9	9	9
D. Deveney	-	-	-	-	9	9	9
Q. Jackson	-	-	-	-	9	9	9
D. Knight	-	-	-	-	9	9	9
D. Leonard	-	-	-	-	9	9	9
J. Southers	-	-	-	-	9	9	9
C. Long	-	-	-	-	9	9	9
M. Maye	-	-	-	-	8	8	4
J. Hawkins-Anderson	-	-	3	3	2	8	-
M. Sims	-	-	-	-	8	8	6
S. Yondjouen	-	-	-	-	8	8	8
J. Tukes	-	-	-	7	-	7	-
C. Bennett	-	-	-	-	7	7	-
R. Stanzione	-	-	-	-	7	7	-
C. Clark	-	-	-	6	1	7	-
P. Harris	-	-	-	-	7	7	-
J. Domineck	-	-	-	3	4	7	3
M. Minihan	-	-	-	2	5	7	2
W. Lay III	-	-	-	-	7	7	6
J. Griffin	-	-	-	-	6	6	1
K. Norris	-	-	-	-	5	5	1
J. Macrina	-	-	-	4	-	4	-
C. Ryans	-	-	-	-	4	4	1
Dev. Smith	-	-	-	-	4	4	3
A. Smith	-	-	-	-	3	3	-
L. Byrne	-	-	-	2	-	2	-
J. Huff	-	-	-	-	3	3	-
C. Malloy	-	-	-	1	1	2	-
K. Johnson	-	-	-	-	2	2	-
N. Burnett	-	-	-	-	2	2	1
M. Lockhart	-	-	-	-	2	2	2
W. Walker	-	-	-	-	2	2	1
L. Johns	-	-	-	1	-	1	-
H. Gibbs	-	-	-	-	1	1	-
A. Nash	-	-	-	-	1	1	-
L. Patelles	-	-	-	-	1	1	-
J. Yates	-	-	-	-	1	1	-
T. McCawley	-	-	-	-	1	1	1

### CAREER STARTS

NAME	'16	'17	'18	'19	TOT.	CONS.
K. Cooper	1	11	7	4	23	-
D. Curry	1	-	12	9	22	19
T. Carpenter	-	-	13	8	21	4
Z. Quinney	-	-	12	9	21	19
T. Swilling	-	-	11	9	20	17
J. Lee	3	8	6	2	19	-
J. Camp	-	-	11	4	15	-
B. Glanton	-	10	-	5	15	-
C. Hansen	-	-	9	5	14	-
J. Mason	-	-	5	9	14	9
C. Thomas	-	-	6	5	11	-
A. Brown	-	-	-	9	9	9
M. Carter	-	-	-	9	9	9
J. Southers	-	-	-	9	9	9
T. Davis	-	-	-	8	8	2
J. DeFoor	-	-	-	8	8	7
J. Thomas	-	-	-	8	8	2
Z. Walton	-	-	-	9	8	6
J. Howard	-	-	7	-	7	3
A. Owens	-	-	-	7	7	-
K. Dawson	-	-	-	7	7	7
T.K. Chimedza	-	-	-	6	6	5
C. Martin	-	-	-	6	6	-
J. Askew	-	-	5	-	5	-
K. Oliver	-	-	-	5	5	-
C. Campbell	-	1	-	4	5	3
J. Graham	-	-	-	5	5	5
W. Lay III	-	-	-	5	5	5
A. Sanders	-	-	-	5	5	5
A. Kerr	-	-	3	1	4	-
N. Cottrell	-	3	-	-	3	-
T. Oliver	-	-	1	2	3	-
B. Jordan-Swilling	-	1	-	2	3	-
M. Minihan	-	-	-	3	3	1
S. Dolphus	-	-	2	-	2	-
J. Henderson	-	-	-	2	2	-
L. Johnson	-	-	-	2	2	-
D. Brooks	-	-	-	2	2	1
J. Dingle	-	-	-	1	1	-
A. Showell	-	-	-	1	1	-
S. Yondjouen	-	-	-	1	1	1



## CAREER HIGHS

## JAYTLIN ASKEW

**Tackles:** 6 at USF (Sept. 8, 2018)  
**Solo Tackles:** 4 at USF (Sept. 8, 2018)  
**Tackles for Loss:** 1.0 vs. Alcorn St. (Sept. 1, 2018)  
**Pass Breakups:** 1, twice - last at Pittsburgh (Sept. 15, 2018)  
**Kick Returns:** 1 vs. Minnesota (Dec. 26, 2018)  
**Kick Return Yards:** 27 vs. Minnesota (Dec. 26, 2018)

## CHICO BENNETT, JR.

**Tackles:** 5 at Temple (Sept. 28, 2019)  
**Solo Tackles:** 4 at No. 1 Clemson (Aug. 29, 2019)  
**Sacks:** 0.5 vs. USF (Sept. 7, 2019)  
**Tackles for Loss:** 0.5 vs. USF (Sept. 7, 2019)

## JOSH BLANCATO

**Rushing Attempts:** 1 vs. Alcorn State, Sept. 1, 2018  
**Receptions:** 1 at No. 1 Clemson (Aug. 29, 2019)  
**Receiving Yards:** 34 at No. 1 Clemson (Aug. 29, 2019)  
**Longest Reception:** 34 at No. 1 Clemson (Aug. 29, 2019)

## DJIMON BROOKS

**Tackles:** 6 at Virginia (Nov. 9, 2019)  
**Solo Tackles:** 2 at Duke (Oct. 12, 2019)

## AHMAREAN BROWN

**Receptions:** 4 vs. Pitt (Nov. 2, 2019)  
**Receiving Yards:** 64 at Temple (Sept. 28, 2019)  
**Longest Reception:** 59 at Virginia (Nov. 9, 2019)  
**Receiving TDs:** 1, three times - last at Miami (Oct. 19, 2019)  
**Rushing Attempts:** 1 vs. USF (Sept. 7, 2019)  
**Rushing Yards:** 3 vs. USF (Sept. 7, 2019)  
**Lonest Rush:** 2 yards vs. USF (Sept. 7, 2019)  
**Punt Returns:** 5 vs. USF (Sept. 7, 2019)  
**Punt Return Yards:** 23 vs. USF (Sept. 7, 2019)  
**Kick Returns:** 2 at No. 1 Clemson (Aug. 29, 2019)  
**Kick Return Yards:** 26 at No. 1 Clemson (Aug. 29, 2019)

## JALEN CAMP

**Rush Attempts:** 1 vs. Virginia (Nov. 17, 2018)  
**Rush Yards:** 3 vs. Virginia (Nov. 17, 2018)  
**Longest Rush:** 3 vs. Virginia (Nov. 17, 2018)  
**Receptions:** 4 at Temple (Sept. 28, 2019)  
**Receiving Yards:** 71 vs. The Citadel (Sept. 14, 2019)  
**Longest Reception:** 49 at Virginia (Nov. 04, 2017)  
**Receiving Touchdowns:** 1 vs. The Citadel (Sept. 14, 2019)

## CHRISTIAN CAMPBELL

**Tackles:** 7 at Temple (Sept. 28, 2019)  
**Solo Tackles:** 5 at Temple (Sept. 28, 2019)  
**Sacks:** 1.0, twice - last at Louisville (Oct. 05, 2018)  
**Tackles for Loss:** 1.0, three times - last at Louisville (Oct. 5, 2018)  
**Pass Breakups:** 1, three times - last vs. USF (Sept. 7, 2019)

## TARIQ CARPENTER

**Tackles:** 10 vs. Virginia (Nov. 17, 2018)  
**Tackles for Loss:** 2.0 vs. USF (Sept. 7, 2019)  
**Interceptions:** 1, 3x - last vs. Pitt (Nov. 2, 2019)  
**Longest Interception Return:** 6 at North Carolina (Nov. 3, 2018)  
**Pass Breakups:** 1, six times - last vs. Minnesota (Dec. 26, 2018)  
**Fumbles Forced:** 1, twice - last vs. The Citadel (Sept. 14, 2019)

## MALACHI CARTER

**Receptions:** 3, three times - last North Carolina (Oct. 5, 2019)  
**Receiving Yards:** 45 vs. North Carolina (Oct. 5, 2019)  
**Receiving TDs:** 1, 3x - last at Virginia (Nov. 9, 2019)  
**Longest Reception:** 32 vs. Duke (Oct. 13, 2018)

## T.K. CHIMEDZA

**Tackles:** 6 at Virginia (Nov. 9, 2019)  
**Solo Tackles:** 2 vs. USF (Sept. 7, 2019)  
**Tackles for Loss:** 1.0 at Temple (Sept. 28, 2019)  
**Sacks:** 1.0 at Temple (Sept. 28, 2019)  
**Fumbles Recovered:** 1 vs. USF (Sept. 7, 2019)

## TYLER COOKSEY

**Tackles:** 1, twice - last vs. North Carolina (Oct. 5, 2019)  
**Solo Tackles:** 1, twice - last vs. North Carolina (Oct. 5, 2019)

## NATHAN COTTRELL

**Rush Attempts:** 9 at North Carolina (Nov. 3, 2018)  
**Rush Yards:** 90 at North Carolina (Nov. 3, 2018)  
**Rush TDs:** 1, four times - last vs. Minnesota (Dec. 26, 2018)  
**Longest Rush:** 69 vs. Virginia Tech (Nov. 11, 2017)  
**Receptions:** 2 vs. Duke (Oct. 13, 2018)  
**Receiving Yards:** 41 at Miami (Oct. 19, 2019)  
**Receiving TDs:** 1 at Miami (Oct. 19, 2019)  
**Longest Reception:** 41 at Miami (Oct. 19, 2019)  
**Kick Returns:** 8 at Virginia (Nov. 4, 2017)  
**Kick Return Yards:** 178 at Virginia (Nov. 4, 2017)  
**Longest Kick Return:** 35 at Miami (Oct. 14, 2017)  
**Fumble Recoveries:** 1 at No. 18/22 Virginia Tech (Nov. 12, 2016)

## DAVID CURRY

**Tackles:** 16 vs. North Carolina (Oct. 5, 2019)  
**Solo Tackles:** 8 vs. North Carolina (Oct. 5, 2019)  
**Sacks:** 1.0, twice - last at Virginia (Nov. 9, 2019)  
**Tackles for Loss:** 2.0 at Virginia (Nov. 9, 2019)  
**Pass Breakups:** 1 at Miami (Oct. 19, 2019)  
**Interceptions:** 1, twice - last vs. The Citadel (Sept. 14, 2019)  
**Fumbles Forced:** 1 vs. Pitt (Nov. 2, 2019)  
**Fumbles Recovered:** 1, twice - last vs. USF (Sept. 7, 2019)  
**Touchdowns:** 1 vs. Alcorn St. (Sept. 1, 2018)

## TYLER DAVIS

**Receptions:** 4 at Duke (Oct. 12, 2019)  
**Receiving Yards:** 54 at Virginia (Nov. 9, 2019)  
**Longest Reception:** 38 at Virginia (Nov. 9, 2019)

## KELTON DAWSON

**Tackles:** 6 at Duke (Oct. 12, 2019)  
**Solo Tackles:** 4, twice - last vs. North Carolina (Oct. 5, 2019)  
**Tackles for Loss:** 2.0 vs. North Carolina (Oct. 5, 2019)  
**Fumbles Forced:** 1 vs. North Carolina (Oct. 5, 2019)

## DYLAN DEVENEY

**Receptions:** 1, four times - last at Virginia (Nov. 9, 2019)  
**Receiving Yards:** 13 at Virginia (Nov. 9, 2019)  
**Longest Reception:** 13 at Virginia (Nov. 9, 2019)

## JUSTICE DINGLE

**Tackles:** 2 at Duke (Oct. 12, 2019)  
**Solo Tackles:** 1, three times - last at Duke (Oct. 12, 2019)  
**Fumbles Recovered:** 1, twice - last vs. Pitt (Nov. 2, 2019)

## STEPHEN DOLPHUS

**Receptions:** 1 vs. Bowling Green, Sept. 29, 2018  
**Receiving Yards:** 39 yards vs. Bowling Green, Sept. 29, 2018  
**Long Reception:** 39 yards vs. Bowling Green, Sept. 29, 2018

## JORDAN DOMINECK

**Tackles:** 7 at Virginia (Nov. 9, 2019)  
**Solo Tackles:** 3 at USF, Sept. 8, 2018  
**Tackles for Loss:** 1.0 at Miami (Oct. 19, 2019)  
**Sacks:** 1.0 at Miami (Oct. 19, 2019)

## DEVIN ELLISON

**Tackles:** 2 at Temple (Sept. 28, 2019)  
**Solo Tackles:** 1 at Temple (Sept. 28, 2019)

## BRENTAVIOUS GLANTON

**Tackles:** 6 vs. Wake Forest (Oct. 21, 2017)  
**Solo Tackles:** 6 vs. Wake Forest (Oct. 21, 2017)  
**Tackles for Loss:** 1.0, five times - last vs. USF (Sept. 7, 2019)  
**Sacks:** 1.0, twice - last vs. USF (Sept. 7, 2019)  
**Pass Breakups:** 1 at Virginia (Nov. 4, 2017)

## JAMES GRAHAM

**Rushing Attempts:** 13 vs. North Carolina (Oct. 5, 2019)  
**Rushing Yards:** 48 vs. North Carolina (Oct. 5, 2019)  
**Longest Rush:** 15, 3x - last at Miami (Oct. 19, 2019)  
**Rushing TDs:** 1, twice - last at Virginia (Nov. 9, 2019)  
**Pass Attempts:** 35 at Duke (Oct. 12, 2019)  
**Pass Completions:** 15, twice - last at Virginia (Nov. 9, 2019)  
**Passing Yards:** 229 at Virginia (Nov. 9, 2019)  
**Longest Pass:** 59 at Virginia (Nov. 9, 2019)  
**Passing TDs:** 2, twice - last at Virginia (Nov. 9, 2019)

## JAMIOUS GRIFFIN

**Rushing Attempts:** 8 at Miami (Oct. 19, 2019)  
**Rushing Yards:** 21 at Miami (Oct. 19, 2019)  
**Longest Rush:** 7, twice - last at Miami (Oct. 19, 2019)  
**Receptions:** 1 at Miami (Oct. 19, 2019)  
**Receiving Yards:** 5 at Miami (Oct. 19, 2019)  
**Longest Reception:** 5 at Miami (Oct. 19, 2019)  
**JA'QUAN GRIFFIN**  
**Tackles:** 3 vs. The Citadel (Sept. 14, 2019)  
**Solo Tackles:** 2 vs. Alcorn State, Sept. 1, 2018  
 Fumble Recovery: 1 at Miami (Oct. 19, 2019)

## PRESSLEY HARVIN III

**Punt Attempts:** 9, twice - last at Virginia (Nov. 4, 2017)  
**Highest Punt Avg. (min. 2 att.):** 51.5 vs. Wake Forest (Oct. 21, 2017)  
**Longest Punt:** 62, twice - last at USF (Sept. 8, 2019)  
**50+ Yard Punts:** 5 at No. 7 Clemson (Oct. 28, 2017)  
**Punts Downed Inside 20:** 4, twice - last at Virginia (Nov. 4, 2017)  
**Pass Attempts:** 1, twice - last at Miami (Oct. 19, 2019)  
**Pass Completions:** 1 at Miami (Oct. 19, 2019)  
**Pass Yards:** 41 at Miami (Oct. 19, 2019)  
**Longest Receptions:** 41 at Miami (Oct. 19, 2019)  
**Passing TDs:** 1 at Miami (Oct. 19, 2019)

## JAIR HAWKINS-ANDERSON

**Receptions:** 1 vs. North Carolina (Oct. 5, 2019)  
**Receiving Yards:** 2 vs. North Carolina (Oct. 5, 2019)  
**Longest Reception:** 2 vs. North Carolina (Oct. 5, 2019)

## JAQUON HENDERSON

**Tackles:** 5 vs. The Citadel (Sept. 14, 2019)  
**Solo Tackles:** 3 at No. 1 Clemson (Aug. 29, 2019)  
**Tackles for Loss:** 2.0 at No. 1 Clemson (Aug. 29, 2019)  
**Sacks:** 0.5 at Duke (Oct. 12, 2019)  
**Pass Breakups:** 1 at No. 1 Clemson (Aug. 29, 2019)

## JERRY HOWARD JR.

**Rush Attempts:** 12, four times - last at No. 5 Georgia (Nov. 24, 2018)  
**Rush Yards:** 90 at North Carolina (Nov. 3, 2018)  
**Rush TDs:** 1, seven times - last vs. Virginia (Nov. 17, 2018)  
**Longest Rush:** 65, vs. Jacksonville State, (Sept. 9, 2017)  
**Receptions:** 2, twice - last at Duke (Oct. 12, 2019)  
**Receiving Yards:** 57 at No. 1 Clemson (Aug. 29, 2019)  
**Longest Reception:** 54 at No. 1 Clemson (Aug. 29, 2019)  
**Receiving TDs:** 1 at Duke (Oct. 12, 2019)  
**Punt Returns:** 1 vs. Pitt (Nov. 2, 2019)  
**Punt Return Yards:** 17 vs. Pitt (Nov. 2, 2019)  
**Kick Returns:** 2, twice - last vs. No. 7 Georgia (Nov. 25, 2017)  
**Kick Return Yards:** 36 at Duke (Nov. 18, 2017)  
**Longest Kick Return:** 20 vs. No. 7 Georgia (Nov. 25, 2017)  
**Tackles:** 3 at Duke (Oct. 12, 2019)  
**Blocked Kick:** 1, twice - last vs. Pitt (Nov. 2, 2019)

## JORDAN HUFF

**Tackles:** 1 vs. The Citadel (Sept. 14, 2019)

## QUEZ JACKSON

**Tackles:** 9 at Duke (Oct. 12, 2019)  
**Solo Tackles:** 4, twice - last at Duke (Oct. 12, 2019)  
**Tackles for Loss:** 2.0 vs. USF (Sept. 7, 2019)

## OMAHRI JARRETT

**Rush Attempts:** 1, four times - last at Louisville (Oct. 5, 2018)  
**Rush Yards:** 29 at Louisville (Oct. 5, 2018)  
**Longest Rush:** 29 at Louisville (Oct. 05, 2018)  
**Kick Returns:** 5 at Duke (Nov. 18, 2017)  
**Kick Return Yards:** 84 at Duke (Nov. 18, 2017)  
**Longest Kick Return:** 24 vs. Virginia Tech (Nov. 11, 2017)

## KENAN JOHNSON

**Tackles:** 3 at No. 1 Clemson (Aug. 29, 2019)  
**Solo Tackles:** 3 at No. 1 Clemson (Aug. 29, 2019)  
**Tackles for Loss:** 1.0 at No. 1 Clemson (Aug. 29, 2019)

## LUCAS JOHNSON

**Passing Attempts:** 17 vs. USF (Sept. 7, 2019)  
**Passing Completions:** 11 vs. USF (Sept. 7, 2019)  
**Passing Yards:** 91 vs. The Citadel (Sept. 14, 2019)  
**Longest Pass:** 33 yards vs. The Citadel (Sept. 14, 2019)  
**Passing TDs:** 1 vs. The Citadel (Sept. 14, 2019)  
**Rushing Attempts:** 9 vs. USF (Sept. 7, 2019)  
**Rushing Yards:** 36 vs. USF (Sept. 7, 2019)  
**Longest Rush:** 13 yards vs. USF (Sept. 7, 2019)

## CAREER HIGHS

### BRUCE JORDAN-SWILLING

**Tackles:** 11 at Virginia (Nov. 4, 2017)  
**Solo Tackles:** 6 at Virginia (Nov. 4, 2017)  
**Tackles for Loss:** 1.5 at Duke (Oct. 12, 2019)  
**Sacks:** 1.5 at Duke (Oct. 12, 2019)  
**Fumbles Forced:** 1 at Virginia (Nov. 4, 2017)  
**Fumbles Recovered:** 1, twice - last vs. Duke (Oct. 13, 2018)  
**Interceptions:** 1 at Virginia (Nov. 4, 2017)  
**Pass Breakups:** 1 vs. Pittsburgh (Sept. 23, 2017)  
**Quarterback Hurries:** 1 at No. 7 Clemson (Oct. 28, 2017)  
**Touchdowns:** 1 at Virginia (Nov. 4, 2017) (interception return)

### AJANI KERR

**Tackles:** 9 vs. Bowling Green (Sept. 29, 2018)  
**Solo Tackles:** 6 vs. Bowling Green (Sept. 29, 2018)  
**Pass Breakups:** 1, five times - last at Pitt (Sept. 15, 2018)  
**Fumbles Recovered:** 1 vs. Miami (Fla.) (Nov. 10, 2018)

### BRENTON KING

**Field Goals Made:** 2 vs. Wake Forest (Oct. 21, 2017)  
**Field Goal Attempts:** 2, 3x - last vs. Pitt (Nov. 2, 2019)  
**Longest Field Goal:** 42, twice - last at Duke (Oct. 12, 2019)  
**PATs Made:** 5 at USF (Sept. 8, 2018)  
**Points Scored:** 8, twice - last at USF (Sept. 8, 2018)  
**Kickoff Touchbacks:** 1 vs. Wake Forest (Oct. 21, 2017)

### JAYLON KING

**Tackles:** 3 vs. North Carolina (Oct. 5, 2019)  
**Solo Tackles:** 1 vs. North Carolina (Oct. 5, 2019)

### DEMETRIUS KNIGHT III

**Tackles:** 6 at Duke (Oct. 12, 2019)  
**Solo Tackles:** 1, four times - last at Duke (Oct. 12, 2019)  
**Tackles for Loss:** 1.0, twice - last at Miami (Oct. 19, 2019)  
**Sacks:** 1.0 at Miami (Oct. 19, 2019)  
**Fumbles Forced:** 1 at Miami (Oct. 19, 2019)  
**Pass Breakups:** 1, twice - last at Duke (Oct. 12, 2019)

### DYLAN LEONARD

**Receptions:** 1, twice - last at Duke (Oct. 12, 2019)  
**Receiving Yards:** 3, twice - last at Duke (Oct. 12, 2019)  
**Longest Reception:** 3 yards, twice - last at Duke (Oct. 12, 2019)

### JOSEPH MACRINA

**Rushing Attempts:** 2, twice - last vs. Bowling Green, Sept. 29, 2018  
**Rushing Yards:** 8 yards vs. Alcorn State, Sept. 1, 2018  
**Longest Rush:** 4 yards, twice - last vs. Bowling Green, Sept. 29, 2018

### CHRISTIAN MALLOY

**Rushing Attempts:** 4 at Virginia Tech, Oct. 25, 2018  
**Rushing Yards:** 27 at Virginia Tech, Oct. 25, 2018  
**Longest Rush:** 10 yards at Virginia Tech, Oct. 25, 2018

### CHRIS MARTIN

**Tackles:** 4 vs. The Citadel (Sept. 14, 2019)  
**Solo Tackles:** 2, twice - last vs. The Citadel (Sept. 14, 2019)

### JORDAN MASON

**Rush Attempts:** 20, twice - last at Miami (Oct. 19, 2019)  
**Rush Yards:** 141 at Miami (Oct. 19, 2019)  
**Rush TDs:** 3 at Virginia Tech (Oct. 25, 2018)  
**Longest Rush:** 46 at USF (Sept. 8, 2018)  
**Receptions:** 3 vs. USF (Sept. 7, 2019)  
**Receiving Yards:** 17 at Temple (Sept. 28, 2019)  
**Longest Reception:** 11, twice - last at Temple (Sept. 28, 2019)

### KALEB OLIVER

**Tackles:** 7 vs. The Citadel (Sept. 14, 2019)  
**Solo Tackles:** 4 at No. 1 Clemson (Aug. 29, 2019)  
**Tackles for Loss:** 1.0, four times  
**Interceptions:** 1, three times - last at Temple (Sept. 28, 2019)  
**Longest Interception Return:** 25 vs. Alcorn St. (Sept. 1, 2018)  
**Fumbles Forced:** 1, twice - last vs. USF (Sept. 7, 2019)  
**Pass Breakups:** 1, three times - last vs. USF (Sept. 7, 2019)

### TOBIAS OLIVER

**Pass Completions:** 4 at Temple (Sept. 28, 2019)  
**Pass Attempts:** 11 at Temple (Sept. 28, 2019)  
**Pass Yards:** 104 at North Carolina (Nov. 3, 2018)  
**Pass TDs:** 1, twice - last at North Carolina (Nov. 3, 2018)  
**Longest Pass:** 86 at North Carolina (Nov. 3, 2018)  
**Rush Attempts:** 40 at Virginia Tech (Oct. 25, 2018)  
**Rush Yards:** 215 at Virginia Tech (Oct. 25, 2018) (40 Carries)  
**Rush TDs:** 3 at Virginia Tech (Oct. 25, 2018)  
**Longest Rush:** 65 [T-8th], At Louisville, Oct. 05, 2018  
**Receptions:** 4 at Virginia (Nov. 9, 2019)  
**Receiving Yards:** 57 at Virginia (Nov. 9, 2019)  
**Longest Reception:** 37 at Virginia (Nov. 9, 2019)  
**Kick Returns:** 2, three times - last at Duke (Oct. 12, 2019)  
**Kick Return Yards:** 96 vs. The Citadel (Sept. 14, 2019)  
**Longest Kick Return:** 52 vs. The Citadel (Sept. 14, 2019)

### ANTWAN OWENS

**Tackles:** 6 vs. The Citadel (Sept. 14, 2019)  
**Solo Tackles:** 4, twice - last at No. 1 Clemson (Aug. 29, 2019)  
**Sacks:** 1.0, twice - last vs. Pitt (Nov. 2, 2019)  
**Tackles for Loss:** 1.0, 3x - last vs. Pitt (Nov. 2, 2019)  
**Fumbles Recovered:** 1 vs. Bowling Green (Sept. 29, 2018)  
**Interceptions:** 1 vs. North Carolina (Oct. 5, 2019)  
**Blocked Kicks:** 1 at Miami (Oct. 19, 2019)

### CURTIS RYANS

**Tackles:** 1, twice - last at Duke (Oct. 12, 2019)  
**Solo Tackles:** 1 vs. North Carolina (Oct. 5, 2019)

### ADONICAS SANDERS

**Receptions:** 5 at Virginia (Nov. 9, 2019)  
**Receiving Yards:** 69 at Duke (Oct. 12, 2019)  
**Longest Reception:** 39 vs. North Carolina (Oct. 5, 2019)

### AVERY SHOWELL

**Tackles:** 3, twice - last at Duke (Oct. 12, 2019)  
**Solo Tackles:** 3 at Louisville (Oct. 5, 2018)  
**Kick Returns:** 1 vs. Bowling Green, Sept. 29, 2018  
**Kick Returns Yards:** 14 yards vs. Bowling Green, Sept. 29, 2018  
**Longest Kick Return:** 14 yards vs. Bowling Green, Sept. 29, 2018

### MYLES SIMS

**Tackles:** 4 at Virginia (Nov. 9, 2019)  
**Solo Tackles:** 3 at Virginia (Nov. 9, 2019)

### DEVIN SMITH

**Tackles:** 1, twice - last at Temple (Sept. 28, 2019)  
**Solo Tackles:** 1, twice - last at Temple (Sept. 28, 2019)

### DONTAE SMITH

**Rush Attempts:** 7 at Temple (Sept. 28, 2019)  
**Rushing Yards:** 35 at Temple (Sept. 28, 2019)  
**Longest Rush:** 25 at Duke (Oct. 12, 2019)  
**Receptions:** 1, twice - last at Duke (Oct. 12, 2019)  
**Receiving Yards:** 10 vs. USF (Sept. 7, 2019)  
**Longest Reception:** 10 vs. USF (Sept. 7, 2019)  
**Kick Returns:** 3 vs. North Carolina (Oct. 5, 2019)  
**Kick Return Yards:** 77 vs. North Carolina (Oct. 5, 2019)  
**Longest Kick Return:** 31 vs. North Carolina (Oct. 5, 2019)

### TRE SWILLING

**Tackles:** 6 at Louisville (Oct. 5, 2018)  
**Solo Tackles:** 4 at Louisville (Oct. 5, 2018)  
**Sacks:** 1.0 vs. Duke (Oct. 13, 2018)  
**Tackles for Loss:** 1.0, 3x - last vs. Pitt (Nov. 2, 2019)  
**Interceptions:** 1, twice - last at No. 1 Clemson (Aug. 29, 2019)  
**Longest INT Return:** 41 yards at No. 1 Clemson (Aug. 29, 2019)  
**Fumbles Forced:** 1 vs. Duke (Oct. 13, 2018)  
**Pass Breakups:** 2, 3x - last at Virginia (Nov. 9, 2019)

### CHARLIE THOMAS

**Tackles:** 9, twice - last vs. USF (Sept. 7, 2019)  
**Solo Tackles:** 7 vs. USF (Sept. 7, 2019)  
**Sacks:** 2.0, twice - last vs. North Carolina (Oct. 5, 2019)  
**Tackles for Loss:** 2.0 vs. USF (Sept. 7, 2019)  
**Fumbles Forced:** 1, three times - last vs. The Citadel (Sept. 14, 2019)  
**Fumbles Recovered:** 2 at Louisville (Oct. 5, 2018)  
**Safeties:** 1 at Temple (Sept. 28, 2019)  
**Pass Breakups:** 1, twice - last at Virginia (Nov. 9, 2019)

### JUANYEH THOMAS

**Tackles:** 9 at Virginia (Nov. 9, 2019)  
**Solo Tackles:** 8 vs. Pitt (Nov. 2, 2019)  
**Tackles for Loss:** 2.0 vs. Pitt (Nov. 2, 2019)  
**Fumbles Forced:** 1 at No. 1 Clemson (Aug. 29, 2019)  
**Fumbles Recovered:** 1 vs. Miami (Fla.) (Nov. 10, 2018)  
**Pass Breakups:** 2 at Virginia (Nov. 9, 2019)  
**Interceptions:** 1, twice - last vs. Pitt (Nov. 2, 2019)  
**Longest Interception Return:** 95 at Louisville (Oct. 5, 2018)  
**Punt Returns:** 3 vs. Alcorn St. (Sept. 1, 2018)  
**Punt Return Yards:** 31 vs. Alcorn St. (Sept. 1, 2018)  
**Longest Punt Return:** 25 vs. Alcorn St. (Sept. 1, 2018)  
**Kick Returns:** 6 at USF (Sept. 8, 2018)  
**Kick Return Yards:** 134 at USF (Sept. 08, 2018)  
**Longest Kick Return:** 100 at No. 5 Georgia (Nov. 24, 2018)

### WESLEY WALKER

**Tackles:** 2 at Virginia (Nov. 9, 2019)  
**Solo Tackles:** 1 at Virginia (Nov. 9, 2019)

### ZAMARI WALTON

**Tackles:** 5 at Virginia (Nov. 9, 2019)  
**Solo Tackles:** 5 at Virginia (Nov. 9, 2019)  
**Pass Breakups:** 2, twice - last at Temple (Sept. 28, 2019)

### WESLEY WELLS

**Field Goals Made:** 4 vs. Virginia (Nov. 17, 2018)  
**Field Goal Attempts:** 4 vs. Virginia (Nov. 17, 2018)  
**Longest Field Goal:** 48 vs. Virginia (Nov. 17, 2018)  
**Kick PATs:** 9, twice - last at Louisville (Oct. 05, 2018)  
**Points Scored:** 12, twice - last at Virginia (Nov. 17, 2018)

### SYLVAIN YOUNDJOUEN

**Tackles:** 4 at Duke (Oct. 12, 2019)  
**Solo Tackles:** 2 at Duke (Oct. 12, 2019)

## STARTING LINEUPS, ETC.

OFFENSIVE STARTERS	QB	RB	WR	WR	WR	TE	LT	LG	C	RG	RT
Clemson	T. Oliver	Mason	J. Camp	A. Brown	M. Carter	T. Davis	Quinney	Minihan	Cooper	Southers	DeFoor
South Florida	L. Johnson	Mason	J. Camp	A. Brown	M. Carter	T. Davis	Lee	Minihan	Cooper	Southers	Quinney
The Citadel	L. Johnson	Mason	J. Camp	A. Brown	M. Carter	T. Davis	Lee	DeFoor	Cooper	Southers	Quinney
Temple	T. Oliver	Mason	J. Camp	A. Brown	M. Carter	T. Davis	Quinney	DeFoor	Cooper	Hansen	Southers
North Carolina	J. Graham	Mason	A. Sanders	A. Brown	M. Carter	T. Davis	Quinney	DeFoor	Lay III	Hansen	Southers
Duke	J. Graham	Mason	A. Sanders	A. Brown	M. Carter	T. Davis	Quinney	DeFoor	Lay III	Hansen	Southers
Miami (Fla.)	J. Graham	Mason	A. Sanders	A. Brown	M. Carter	Howard (RB)	Quinney	DeFoor	Lay III	Hansen	Southers
Pittsburgh	J. Graham	Mason	A. Sanders	A. Brown	M. Carter	Howard (RB)	Quinney	DeFoor	Lay III	Hansen	Southers
Virginia	J. Graham	Mason	A. Sanders	A. Brown	M. Carter	T. Davis	Quinney	DeFoor	Lay	Minihan	Southers

DEFENSIVE STARTERS	DE	DT	DT	DE	LB	LB	S	S	S	CB	CB
Clemson	Henderson	Martin	Glanton	Owens	Curry	C. Thomas	J. Thomas	Carpenter	K. Oliver	T. Swilling	Walton
South Florida	Henderson	Martin	Glanton	Owens	Curry	C. Thomas	J. Thomas	Carpenter	K. Oliver	T. Swilling	Walton
The Citadel	Dawson	Martin	Chimedza	Owens	Curry	Jordan-Swilling	J. Thomas	Carpenter	Kerr	T. Swilling	Showell
Temple	Dawson	Martin	Glanton	Owens	Curry	C. Thomas	J. Thomas	Carpenter	K. Oliver	T. Swilling	Walton
North Carolina	Dawson	Martin	Glanton	Owens	Curry	C. Thomas	J. Thomas	Campbell	K. Oliver	T. Swilling	Walton
Duke	Dawson	Chimedza	Glanton	Owens	Curry	C. Thomas	J. Thomas	Carpenter	K. Oliver	T. Swilling	Walton
Miami (Fla.)	Dawson	Chimedza	Glanton	Owens	Curry	C. Thomas	J. Thomas	Carpenter	Campbell	T. Swilling	Walton
Pittsburgh	Dawson	Chimedza	Martin	Owens	Curry	Q. Jackson	J. Thomas	Carpenter	Campbell	T. Swilling	Walton
Virginia	Dawson	Chimedza	Brooks	Yondjouen	Curry	Q. Jackson	J. Thomas	Carpenter	Campbell	T. Swilling	Walton

## GAME INFORMATION

	TECH CAPTAINS	COIN TOSS	GT KO/REC.	GT 1ST OFF. PLAY	GT 1ST POSSESSION	OPP. 1ST POSSESSION	KICKOFF TIME	GAME LENGTH	GT HELMET	GT JERSEY	GT PANTS
Clemson	J. Camp, T. Carpenter D. Curry, Z. Quinney	GT	KO	Oliver 2 run	Punt	Punt	8:07 p.m.	3:16	Gold	White/Gold	Gold
South Florida	K. Cooper, T. Swilling B. Glanton, T. Cooksey	USF	Rec.	Johnson 9 pass Mason	Punt	Punt	2:05 p.m.	3:06	White	White/White	White
The Citadel	O. Jarrett, J. Howard, C. Campbell, J. Lee	CIT	KO	Johnson 28 pass Carter	Punt	Punt	12:35 p.m.	3:24	White	Gold/Navy	White
Temple	T. Carpenter, T. Davis K. Oliver, J. Mason	GT	KO	Mason 4 run	Punt	Interception	3:37 p.m.	3:20	Gold	White/Gold	White
North Carolina	N. Cottrell, A. Owens, DeFoor, Southers	GT	KO	Graham 11 pass Sanders	Punt	Interception	4:01 p.m.	3:17	Grey	Grey/Gold	Grey
Duke	T. Swilling, Curry, Sanders, S. Morgan	DU	Rec.	Mason 9 run	Touchdown	FG	12:35 p.m.	3:19	Gold	White/Navy	White
Miami (Fla.)	Jam. Griffin, Davis Mason, Howard	MIA	Rec.	Graham INC pass	Punt	Fumble	12:03 p.m.	3:43	Gold	White/Gold	Gold
Pittsburgh	Cooksey, Cottrell Campbell, Glanton	GT	KO	Graham 7 run	Punt	FG	4:05 p.m.	3:07	Gold	Navy/Gold	Gold
Virginia	J. Thomas, Southers Quinney, Brooks	UVA	Rec.	Graham 3 run	Touchdown	Touchdown	12:35 p.m.	3:12	White	White/Gold	Gold

\* touchdown

## TURNOVERS

## GEORGIA TECH TAKEAWAYS

NO.	OPP.	QTR	TURNOVER	DEFENDER(S)	LED TO	PTS. OFF
1.	CU (3)	1	Fumble	Juanyeh Thomas (F); Justice Dingle (R)	Punt	0
2.		2	Interception	Tre Swilling	INT	0
3.		2	Interception	Kaleb Oliver	End-of-Half	0
4.	USF (2)	2	Fumble	David Curry (R)	Punt	0
5.		4	Fumble	Kaleb Oliver (F); T.K. Chimedza (R)	Punt	0
6.	CIT (1)	1	Interception	David Curry	Punt	0
7.	TEM (1)	1	Interception	Kaleb Oliver	Punt	0
8.	UNC (1)	1	Interception	Antwan Owens	Punt	0
9.	MIA (1)	1	Fumble	Demetrius Knight (F); JaQuon Griffin (R)	TD	7
10.	PITT (3)	1	Interception	Juanyeh Thomas	Punt	0
		1	Interception	Tariq Carpenter	Missed FG	0
		2	Fumble	David Curry (F); Justice Dingle (R)	FG	3

\* Defensive touchdown

Points

10

## GEORGIA TECH GIVEAWAYS

NO.	OPP.	QTR	TURNOVER	OFFENSIVE PLAYER	LED TO	PTS. OFF
1.	CU (3)	1	Fumble	Juanyeh Thomas	TD	7
2.		2	Fumble	Jamious Griffin	TD	7
3.		2	Interception	Tobias Oliver	TD	7
4.		3	Interception	Tobias Oliver	Downs	0
5.		3	Interception	Lucas Johnson	TD	7
6.		4	Fumble	Dylan Deveney	Fumble	0
7.	TEM (3)	2	Fumble	Tobias Oliver	Punt	0
8.		3	Fumble	Tobias Oliver	TD*	7
9.		4	Interception	James Graham	Downs	0
10.	UNC (2)	2	Interception	James Graham	TD	7
		4	Interception	James Graham	End Game	0
12.	MIA (1)	4	Fumble	Jordan Mason	Missed FG	0
13.	PITT (2)	3	Fumble	Lucas Johnson	FG	3
		4	Interception	James Graham	Punt	0
15.	UVA (1)	1	Interception	James Graham	TD	7

\* Defensive touchdown

Points

52

## DRIVES

## DRIVE CHART

DISPLAYED GEORGIA TECH/OPPONENT

	Possessions	TDs	FGs Made	FGs Missed	Fum.	Int.	Safety	Punt	Downs	Half	Game	80+yard Drives	3 and Out
Clemson	16/16	2/7	0/1	0/0	1/2	2/2	0/0	8/3	0/1	1/1	0/1	1/2	7/2
South Florida	12/12	2/1	0/1	1/0	1/2	1/0	0/0	5/7	0/0	1/1	1/0	0/0	3/4
The Citadel	10/10	3/3	1/2	1/1	0/0	0/1	0/0	4/3	1/0	1/0	1/0	0/1	2/2
Temple	12/12	0/3	0/1	0/0	2/0	1/1	0/1	6/4	2/1	1/1	0/1	1/0	4/3
North Carolina	13/13	3/5	0/1	0/1	0/0	2/0	0/0	7/4	0/0	1/1	0/1	0/1	4/3
Duke	13/13	3/5	1/2	0/0	0/0	0/0	0/0	6/5	2/0	1/1	1/0	0/1	5/3
Miami (Fla.)	11/12	3/3	0/0	0/3	1/1	0/0	0/0	6/3	0/0	0/2	0/1	1/0	3/2
Pittsburgh	13/14	1/2	1/1	1/1	0/1	1/2	0/0	8/4	0/0	0/2	0/1	0/0	5/2
Virginia	11/11	4/4	0/2	1/0	0/0	1/0	0/0	4/3	0/1	1/1	0/1	0/0	4/2
<b>TOTALS</b>	<b>111/113</b>	<b>21/33</b>	<b>3/11</b>	<b>4/6</b>	<b>5/6</b>	<b>8/6</b>	<b>0/1</b>	<b>54/36</b>	<b>5/3</b>	<b>7/8</b>	<b>3/5</b>	<b>3/5</b>	<b>34/21</b>

## GEORGIA TECH SCORING DRIVES

	QTR	TD	FG	PLAYERS	PLAY	PL	YDS	TIME
Clemson	3	X		Jordan Mason	7-yd rush	3	75	1:02
	4	X		Ahmarean Brown from James Graham	28-yd pass	9	90	4:17
South Florida	2	X		Jordan Mason	1-yd rush	7	43	3:02
	2	X		Tobias Oliver	7-yd rush	9	76	3:19
The Citadel	2	X		Jordan Mason	4-yd rush	8	71	3:45
	3	X		Jalen Camp from Lucas Johnson	33-yd pass	1	33	0:07
	4	X		Jordan Mason	25-yd rush	4	67	1:17
	4		X	Brenton King	34-yd FG	6	31	1:39
Temple	3			Charlie Thomas safety				
North Carolina	3	X		Malachi Carter from James Graham	28-yd pass	5	78	2:18
	4	X		Jordan Mason	2-yd rush	5	73	1:46
	4	X		Ahmarean Brown from James Graham	32-yd pass	5	68	1:31
Duke	1	X		Jerry Howard Jr. from James Graham	19-yd pass	11	75	4:53
	2	X		James Graham	8-yd rush	6	75	2:02
	3		X	Brenton King	42-yd FG	7	64	1:40
	4	X		Tobias Oliver	4-yd rush	8	41	2:55
Miami	1	X		JaQuon Griffin	0-yd fumble recovery			
	1	X		Nathan Cottrell from Pressley Harvin III	41-yd pass	7	75	3:54
	2	X		Ahmarean Brown from James Graham	35-yd pass	6	80	3:22
	OT	X		Jordan Mason	1-yd rush	11	25	0:00
Pittsburgh	2	X		Ahmarean Brown from James Graham	51-yd pass	1	51	0:08
	3		X	Benton King	30-yd FG	4	-1	1:30
Virginia	1	X		Ahmarean Brown from James Graham	59-yd pass	4	75	1:41
	1	X		James Graham	5-yd rush	7	75	3:30
	2	X		Malachi Carter from James Graham	25-yd pass	3	65	0:37
	4	X		Jordan Mason	8-yd rush	12	75	5:27

## OPPONENT SCORING DRIVES

	QTR	TD	FG	PLAYERS	PLAY	PL	YDS	TIME
Clemson	1	X		Trevor Lawrence	6-yd rush	5	16	1:50
	1	X		Travis Etienne	90-yd rush	1	80	0:28
	2	X		Travis Etienne	14-yd rush	1	14	0:04
	2	X		Tee Higgins from Trevor Lawrence	62-yd pass	5	94	2:01
	3	X		Travis Etienne	48-yd rush	2	60	0:29
	3	X		Lyn-J Dixon	18-yd rush	8	77	3:25
	4	X		Frank Ladson, Jr. from Chase Brice	21-yd pass	7	67	3:13
	4		X	B.T. Potter	51-yd FG	9	41	4:15
South Florida	1	X		Coby Weiss	27-yd FG	9	56	3:28
	4	X		Johnny Ford from Jordan McCloud	20-yd pass	3	25	1:23
The Citadel	1	X		Raleigh Webb from Brandon Rainey	30-yd pass	9	80	4:53
	2	X		Dante Smith	12-yd rush	13	67	5:15
	3	X		Brandon Rainey	22-yd rush	9	75	4:45
	4		X	Jacob Godek	47-yd FG	11	45	5:38
	OT	X		Jacob Godek	37-yd FG	4	5	0:00
Temple	2	X		Re'Mahn Davis	18-yd rush	9	58	3:29
	2	X		Re'Mahn	1-yd rush	13	73	5:19
	3	X		Benny Walls fumble recovery	74-yd return			
	3		X	Will Mobley	34-yd FG	11	47	6:05
North Carolina	1	X		Noah Ruggles	32-yd FG	15	65	4:02
	2	X		Dazz Newsome from Sam Howell	20-yd pass	11	68	3:55
	2	X		Beau Corrales from Sam Howell	6-yd pass	5	61	1:17
	4	X		Dyami Brown from Sam Howell	18-yd pass	14	77	5:10
	4	X		Garrett Walston from Sam Howell	16-yd pass	6	87	2:26
	4	X		Javonte Williams	3-yd rush	10	72	5:57
Duke	1	X		AJ Reed	33-yd FG	11	60	2:51
	1	X		Eli Pancel	3-yd rush	13	55	4:38
	2	X		Deon Jackson	1-yd rush	8	59	3:37
	2	X		Quentin Harris	1-yd rush	8	82	2:29
	2	X		Deon Jackson	7-yd rush	4	31	1:31
	2	X		Javon Jackson	Blocked kick return			
	3	X		AJ Reed	36-yd FG	8	43	4:08
Miami	1	X		N'Kosi Perry	1-yd rush	11	64	6:18
	1	X		K.J. Osborn from N'Kosi Perry	13-yd pass	1	13	0:05
	2	X		Cam'ron Harris from N'Kosi Perry	19-yd pass	4	32	1:29
Pittsburgh	1		X	Alex Kessman	32-yd FG	10	62	3:40
	1	X		Vincent Davis	61-yd rush	1	61	0:11
	2	X		S. Jaques-Louis from Kenny Pickett	21-yd pass	8	65	3:50
	4		X	Alex Kessman	49-yd FG	4	-10	1:48
Virginia	1	X		Wayne Taulapapa	2-yd rush	9	76	4:40
	1	X		Joe Reed	9-yd pass	3	28	1:26
	2		X	Brian Delaney	24-yd FG	10	49	4:51
	2	X		Bryce Perkins	3-yd run	4	50	0:33
	4	X		Brian Delaney	34-yd FG	10	70	4:40
	4	X		Wayne Taulapapa	3-yd rush	4	50	1:34

## TOUCHDOWN DRIVES SUMMARY

	GT	OPP
Touchdown plays of 20-plus yards	9	9
Touchdown plays of 50-plus yards	2	4
Touchdown drives of 80-plus yards	2	5
Touchdown drives of 90-plus yards	1	1
Touchdown drives of 20 yards or less	0	2
Touchdown drives of 5:00 or more	1	7
Touchdown drives of 7:00 or more		
Touchdown drives of 3:00 or less	11	13
Touchdown drives of 2:00 or less	8	11
Touchdown drives of 1:00 or less	2	5
Touchdown drives of 5 plays or less	9	12
Touchdown drives of 10 plays or more	3	12
Touchdown drives of 1 play	2	4

does not include special teams or defensive touchdowns



## BIG PLAYS

## GEORGIA TECH BIG PLAYS (20+ YARDS)

NO.	OPPONENT	PLAYER(S)	PLAY	* Touchdown	
				DOWN-DIST.	YDS.
1.	Clemson	Jerry Howard, Jr. from Tobias Oliver	Pass	1-10	54
2.		Tre Swilling	INT		41
3.		Tobias Oliver	Rush	1-15	39
4.		Josh Blancato from James Graham	Pass	1-10	34
5.		Ahmarean Brown from James Graham	Pass	3-11	28*
6.	South Florida	Jordan Mason	Rush	2-1	32
7.		Ahmarean Brown	Punt Return		23
8.		Ahmarean Brown from James Graham	Pass	3-10	20
9.	The Citadel	Tobias Oliver	KO Return		52
10.		Tobias Oliver	KO Return		44
11.		Nathan Cottrell	KO Return		34
12.		Jalen Camp from Lucas Johnson	Pass	1-10	33*
13.		Jalen Camp from Tobias Oliver	Pass	1-10	29
14.		Malachi Carter from Lucas Johnson	Pass	1-10	28
15.		Dontae Smith	KO Return		27
16.		Jordan Mason	Rush	1-10	25*
17.		Tobias Oliver	Rush	2-4	22
18.		Tobias Oliver	Rush	1-10	20
19.	Temple	Ahmarean Brown from Tobias Oliver	Pass	1-10	42
20.		Jalen Camp from James Graham	Pass	1-10	27
21.		Tobias Oliver	KO Return		21
22.	North Carolina	Jordan Mason	Rush	2-2	43
23.		Adonias Sanders from James Graham	Pass	2-10	39
24.		Ahmarean Brown from James Graham	Pass	1-10	32*
25.		Dontae Smith	KO Return		31
26.		Malachi Carter from James Graham	Pass	3-11	28*
27.		Dontae Smith	KO Return		24
28.		Dontae Smith	KO Return		22
29.		Jerry Howard, Jr.	Rush	1-10	20
30.	Duke	Ahmarean Brown from James Graham	Pass	3-13	40
31.		Adonias Sanders from James Graham	Pass	1-10	35
32.		Tobias Oliver	KO Return		26
33.		Jordan Mason	Rush	2-6	25
34.		Dontae Smith	Rush	2-10	25
35.	Miami (Fla.)	Nathan Cottrell from Pressley Harvin III	Pass	4-7	41*
36.		Ahmarean Brown from James Graham	Pass	1-10	35*
37.		Jordan Mason	Rush	2-8	22
38.		Adonias Sanders from James Graham	Pass	3-10	20
39.	Pittsburgh	Ahmarean Brown from James Graham	Pass	1-10	51*
40.		Tobias Oliver	KO Return		25
41.	Virginia	Ahmarean Brown from James Graham	Pass	1-10	59*
42.		Tyler Davis from James Graham	Pass	1-10	38
43.		Tobias Oliver from James Graham	Pass	2-13	37
44.		Jordan Mason	Rush	1-10	28
45.		Malachi Carter from James Graham	Pass	2-8	25*

## OPPONENT BIG PLAYS (20+ YARDS)

NO.	OPPONENT	PLAYER(S)	PLAY	* Touchdown	
				DOWN-DIST.	YDS.
1.	Clemson	Travis Etienne	Rush	1-20	90*
2.		Tee Higgins from Trevor Lawrence	Pass	1-10	62*
3.		Travis Etienne	Rush	1-10	48*
4.		Joseph Ngata	KR		32
5.		Lyn-J Dixon from Trevor Lawrence	Pass	1-20	22
6.		Tee Higgins from Trevor Lawrence	Pass	1-15	22
7.		Frank Ladson, Jr. from Chase Brice	Pass	2-6	21*
8.		Jaelyn Lay from Trevor Lawrence	Pass	3-3	20
9.	South Florida	Mitchell Wilcox from Jordan McCloud	Pass	1-10	54
10.		Blake Barnett	Rush	3-14	48
11.		Randall St. Felix from Blake Barnett	Pass	4-4	22
12.		Bentlee Sanders	KO Return		22
13.		Terrence Horne	KO Return		21
14.		Johnny Ford from Jordan McCloud	Pass	3-5	20*
15.	The Citadel	Raleigh Webb from Brandon Rainey	Pass	2-6	30*
16.		Nkem Njoku	Rush	1-10	25
17.		Brandon Rainey	Rush	1-10	22*
18.	Temple	Benny Walls	Fum. Return		74*
19.		Benny Walls	INT Return		65
20.		Jadan Blue from Anthony Russo	Pass	3-5	38
21.		Isaiah Wright from Anthony Russo	Pass	3-2	26
22.	North Carolina	Michael Carter from Sam Howell	Pass	1-10	41
23.		Javonte Williams	Rush	2-10	32
24.		Javonte Williams	Rush	1-10	29
25.		Michael Carter	KO Return		27
26.		Michael Carter	KO Return		25
27.		Rontavius Groves from Sam Howell	Pass	2-5	21
28.		Dyami Brown from Sam Howell	Pass	2-8	21
29.		Beau Corrales from Sam Howell	Pass	3-16	20
30.		Dazz Newsome from Sam Howell	Pass	2-10	20*
31.	Duke	Calhoun, J. from Quentin Harris	Pass	2-9	42
32.		Harding, D. from Quentin Harris	Pass	1-10	41
33.		Mataeo Durant	Rush	2-10	38
34.		Josh Blackwell	Punt Return		32
35.		Philyah-Johnson from Quentin Harris	Pass	1-10	26
36.		Deon Jackson	KO Return		22
37.		Josh Blackwell	Punt Return		21
38.		Michael Carter	KO Return		20
39.	Miami (Fla.)	K.J. Osborn	Punt Return		52
40.		Wiggins, D. from N'Kosi Perry	Pass	1-10	50
41.		Cam'ron Harris	Rush	1-10	42
42.		Cam'ron Harris	Rush	1-10	26
43.	Pittsburgh	Cam Bright	Fumble Recovery		79*
44.		Vincen Davis	Rush	1-10	61*
45.		Maurice F'rench	Punt Return		24
46.		Taysir Mack from Kenny Pickett	Pass	1-10	23
47.		Shocky Jacques-Louis	KO Return		22
48.		Shocky Jacques-Louis from Kenny Pickett	Pass	1-10	21*
49.		Paris Ford	INT Return		21
50.	Virginia	Bryce Perkins	Rush	1-10	43
51.		Taveres Kelly	KO Return		40
52.		Taveres Kelly	KO Return		38
53.		Blount	INT Return		37
54.		Taveres Kelly from Bryce Perkins	Pass	3-2	35
55.		Taveres Kelly	KO Return		26
56.		Terrell Jana from Bryce Perkins	Pass	1-10	25
57.		Terrell Jana from Bryce Perkins	Pass	1-15	24

## BIG PLAYS FROM SCRIMMAGE SUMMARY

RUSH/CATCH	20-29	30-39	40-49	50-59	60-69	70-79	80-89	90-99	TOT
Tobias Oliver	2 (2/0)	2 (1/1)							4
Jalen Camp	2 (0/2)	1 (0/1)							3
Jordan Mason	4 (4/0)	1 (1/0)	1 (1/0)						6
Ahmarean Brown	1 (0/1)	2 (0/2)	2 (0/2)	2 (0/2)					7
Malachi Carter	3 (0/3)								3
Jerry Howard, Jr.	1 (1/0)			1 (0/1)					2
Josh Blancato		1 (0/1)							1
Adonias Sanders	1 (0/1)	2 (0/2)							3
Dontae Smith		1 (1/0)							1
Nathan Cottrell			1 (0/1)						1
Tyler Davis		1 (0/1)							
<b>Totals</b>	<b>15 (8/7)</b>	<b>10 (2/8)</b>	<b>4 (1/3)</b>	<b>3 (0/3)</b>					<b>31</b>
<b>Opponents</b>	<b>20 (4/16)</b>	<b>5 (2/3)</b>	<b>8 (4/4)</b>	<b>2 (0/2)</b>	<b>2 (1/1)</b>			<b>1 (1/0)</b>	<b>38</b>
PASSING	20-29	30-39	40-49	50-59	60-69	70-79	80-89	90-99	TOT
James Graham	5	5	1	2					13
Tobias Oliver	1		1	1					3
Lucas Johnson	1	1							2
Pressley Harvin III			1						1
<b>Totals</b>	<b>7</b>	<b>6</b>	<b>3</b>	<b>3</b>					<b>19</b>
<b>Opponents</b>	<b>15</b>	<b>3</b>	<b>3</b>	<b>2</b>	<b>1</b>				<b>23</b>

**THE LAST TIME IT HAPPENED ...**

TEAM	GEORGIA TECH	OPPONENT
<b>Scored 50 Points</b>	Oct. 5, 2018 at Louisville (66)	Aug. 29, 2019 by No. 1 Clemson (52)
<b>Scored 50 Points, ACC Game</b>	Oct. 5, 2018 at Louisville (66)	Aug. 29, 2019 by No. 1 Clemson (52)
<b>Scored 35 Points, Half</b>	Oct. 5, 2018 at Louisville (35/2nd)	Oct. 12, 2019 by Duke (38/1st)
<b>Scored 28 Points, Quarter</b>	Sept. 3, 2015 vs. Alcorn State (34/1st)	Dec. 31, 2008 by LSU (28/2nd) (Chick-fil-A Bowl)
<b>Scored 0 Points</b>	Oct. 18, 1997 at Florida State	Sept. 1, 2018 by Alcorn State
<b>Scored 0 Points, Half</b>	Oct. 5, 2019 vs. North Carolina (1st)	Sept. 1, 2018 by Alcorn State (2nd)
<b>Overcame 10-Point Deficit, Win</b>	Oct. 21, 2017 vs. Wake Forest (10-21)	Sept. 8, 2018 by USF (28-38)
<b>Overcame 10-Point Halftime Deficit, Win</b>	Nov. 29, 2008 at Georgia (12-28)	Nov. 30, 2013 by Georgia (20T) (7-20)
<b>40-Point Margin of Victory</b>	Sept. 29, 2018 vs. Bowling Green (63-17)	Sept. 24, 2005 by Virginia (7-51)
<b>30-39-Point Margin of Victory</b>	Oct. 5, 2018 at Louisville (66-31)	Aug. 29, 2019 by No. 1 Clemson (52-14)
<b>Scored 30 Points or more, Loss</b>	Sept. 8, 2018 at USF (38)	Oct. 5, 2018 by Louisville (31)
<b>Scored fewer than 10 Points, Win</b>	Nov. 11, 2006 at North Carolina (7-0)	Dec. 2, 2006 by Wake Forest (9-6)
<b>7 Touchdowns</b>	Oct. 25, 2018 at Virginia Tech (7)	Aug. 29, 2019 by No. 1 Clemson (7)
<b>0 Touchdowns</b>	Sept. 28, 2019 at Temple	Sept. 1, 2018 by Alcorn State
<b>5+ Rushing Touchdowns</b>	Oct. 25, 2018 at Virginia Tech (7)	Aug. 29, 2019 by No. 1 Clemson (5)
<b>4+ Passing Touchdowns</b>	Sept. 13, 2014 vs. Georgia Southern (4)	Nov. 24, 2018 by No. 5 Georgia (4)
<b>Interception Return for TD</b>	Oct. 5, 2018 at Louisville Juanyeh Thomas (95 yards) (Jordan Travis pass)	Nov. 11, 2017 by No. 17 Virginia Tech Greg Stroman (24 yards) (TaQuon Marshall pass)
<b>Fumble Return for TD</b>	Oct. 19, 2019 at Miami; JaQuon Griffin (0 yards)	Sept. 28, 2019 at Temple; Benny Walls (74 yards)
<b>Punt Return for TD</b>	Sept. 10, 2009 vs. Clemson; Jerrard Tarrant (85 yards)	Sept. 23, 2017 by Pittsburgh; Quadree Henderson (80 yards)
<b>Blocked Punt Return for TD</b>	Sept. 27, 1997 vs. Clemson Block by Ajenavi Ezimefe, D'Jay Jones recovered for TD	Oct. 12, 2019 by Duke Xander Gagnon blocked and Javon Jackson recovered for a touchdown
<b>Kickoff Return for TD</b>	Nov. 24, 2018 at No. 5 Georgia; Juanyeh Thomas (100-yard return)	Sept. 8, 2018 by USF; Terrence Horne (98 yards) Sept. 8, 2018 by USF; Terrence Horne (97 yards)
<b>2 Non-Offensive TDs</b>	Nov. 8, 2014 at NC State (INT return, fumble return)	Sept. 8, 2018 by USF (2 kickoff returns)
<b>4 Field Goals Made</b>	Dec. 31, 2016 vs. Kentucky (4)	Oct. 14, 2017 by No. 11/10 Miami (4)
<b>3 Field Goals Missed</b>	Oct. 20, 2012 vs. Boston College (3)	Oct. 19, 2019 by Miami (3)
<b>5 Field Goals Attempted</b>	Dec. 31, 2011 vs. Utah (5)	Nov. 17, 2007 by North Carolina (5)
<b>50-yard Field Goal Made</b>	Dec. 31, 2016 vs. Kentucky (Harrison Butker, 52)	Sept. 23, 2017 by Pittsburgh; Alex Kessman (55 yards)
<b>Missed PAT</b>	Sept. 14, 2019 vs. The Citadel	Nov. 18, 2017 by Duke
<b>Missed more than 1 PAT</b>	Nov. 3, 2012 at Maryland (2)	Nov. 5, 1977 by Notre Dame (2)
<b>Made 2-Point Conversion</b>	Oct. 5, 2019 vs. North Carolina (J. Graham pass to T. Davis)	Nov. 3, 2018 by North Carolina (N. Elliott pass to A. Ratliff)
<b>Failed 2-Point Conversion</b>	Oct. 12, 2019 at Duke (Jordan Yates pass failed)	Nov. 9, 2019 by Virginia (Bryce Perkins pass failed)
<b>Two+ 2-Point Conversions Att.</b>	Nov. 17, 2018 vs. Virginia (OT) (2, 2 converted)	Nov. 11, 2017 by No. 17 Virginia Tech (2, 2 failed)
<b>Defensive Extra Point Scored</b>	Oct. 28, 1989 at Duke Ken Swilling 99-yard INT return (Steve Prince pass)	None recorded
<b>Recorded Safety</b>	Sept. 28, 2019 at Temple Temple RB was tackled in their own end zone	Nov. 4, 2017 by Virginia GT recovered a fumble in their own end zone
<b>Blocked Field Goal</b>	Oct. 19, 2019 at Miami Antwan Owens blocked T. Davidson's attempt	Sept. 4, 2017 by No. 25/24 Tennessee (20T) Paul Bain blocked Shawn Davis' attempt
<b>Blocked PAT</b>	Nov. 8, 2014 at NC State (Adam Gotsis)	Nov. 18, 2017 by Duke (Mike Ramsay)
<b>Blocked Punt</b>	Nov. 2, 2019 vs. Pitt Jerry Howard, Jr. blocked punt of Kirk Christodoulou	Oct. 12, 2019 by Duke Xander Gagnon blocked punt of Pressley Harvin III
<b>Blocked 2 Kicks/Punts</b>	Dec. 30, 2013 vs. Ole Miss (field goal/PAT)	Nov. 4, 1989 by Western Carolina (2 FGAs)
<b>30+ First Downs</b>	Oct. 25, 2018 at Virginia Tech (35)	Oct. 5, 2019 by North Carolina (34)
<b>10 (or fewer) First Downs</b>	Oct. 28, 2017 at No. 7 Clemson (10)	Sept. 1, 2018 by Alcorn State (9)
<b>500-599 Yards Total Offense</b>	Oct. 5, 2018 at Louisville (554)	Oct. 5, 2019 by North Carolina (587)
<b>600+ Yards Total Offense</b>	Sept. 8, 2018 at USF (602)	Aug. 29, 2019 by No. 1 Clemson (632)
<b>&lt; 200 Yards Total Offense</b>	Nov. 2, 2019 vs. Pitt (194)	Sept. 1, 2018 by Alcorn State (146)
<b>&lt; 100 Yards Total Offense</b>	Nov. 18, 1961 at Alabama (96)	Oct. 9, 2004 by Maryland (82)
<b>300+ Yards Total Offense, Half</b>	Sept. 8, 2018 at USF (337/2nd)	Aug. 29, 2019 by No. 1 Clemson (339/1st)
<b>&lt; 50 Yards Total Offense, Half</b>	Sept. 22, 2016 vs. No. 5/3 Clemson (22/1st)	Sept. 9, 2017 by Jacksonville State (45/2nd)
<b>90 Offensive Plays</b>	Sept. 4, 2017 vs. No. 25/24 Tennessee (20T) (96)	Oct. 5, 2019 by North Carolina (97)
<b>50 (or fewer) Offensive Plays</b>	Nov. 2, 2019 vs. Pitt (50)	Oct. 25, 2018 by Virginia Tech (47)
<b>300-399 Yards Rushing</b>	Sept. 29, 2018 vs. Bowling Green (376)	Sept. 14, 2019 by The Citadel (320)
<b>400+ Yards Rushing</b>	Nov. 3, 2018 at North Carolina (461)	Aug. 29, 2019 by No. 1 Clemson (411)
<b>50 Yards (or less) Rushing</b>	Nov. 27, 2004 at Georgia (24)	Sept. 23, 2017 by Pittsburgh (37)
<b>0 Yards (or less) Rushing</b>	1968 (two times – vs. Notre Dame and Navy)	Nov. 2, 2013 by Pittsburgh (-5)
<b>60+ Rushing Attempts</b>	Oct. 25, 2018 at Virginia Tech (78)	Sept. 14, 2019 by The Citadel (71)
<b>30 (or fewer) Rushing Attempts</b>	Nov. 2, 2019 vs. Pitt (29)	Nov. 10, 2018 by Miami (Fla.)
<b>25+ Pass Completions</b>	Sept. 10, 2005 vs. North Carolina (25)	Oct. 5, 2019 by North Carolina (33)
<b>5 (or fewer) Pass Completions</b>	Nov. 24, 2018 at No. 5 Georgia (5)	Sept. 14, 2019 by The Citadel (1)

## THE LAST TIME IT HAPPENED ...

## TEAM

	GEORGIA TECH	OPPONENT
<b>40+ Pass Attempts</b>	Sept. 22, 2007 at Virginia (40)	Oct. 5, 2019 by North Carolina (51)
<b>10 (or fewer) Pass Attempts</b>	Nov. 17, 2018 vs. Virginia (OT) (8)	Sept. 14, 2019 by The Citadel (4)
<b>Threw 3 Interceptions</b>	Nov. 1, 2007 vs. Virginia Tech (5)	Nov. 3, 2018 by North Carolina (3)
<b>300-399 Yards Passing</b>	Sept. 1, 2011 vs. Western Carolina (365)	Oct. 5, 2019 by North Carolina (376)
<b>400+ Yards Passing</b>	Nov. 10, 2001 at Virginia (486)	Dec. 31, 2014 by Mississippi State (453)
<b>100 (or less) Yards Passing</b>	Sept. 7, 2019 vs. USF (76)	Sept. 1, 2018 by Alcorn State (69)
<b>Completed 70 Percent of Passes</b>	Nov. 10, 2018 vs. Miami (Fla.) (.750, 3-of-4)	Nov. 24, 2018 by No. 5 Georgia (.789, 15-of-19)
<b>5+ Fumbles</b>	Oct. 13, 2018 vs. Duke (6)	Oct. 25, 2014 by Pittsburgh (7)
<b>4+ Fumbles Lost</b>	Sept. 23, 2017 vs. Pittsburgh (4)	Oct. 25, 2014 by Pittsburgh (6)
<b>5 Turnovers</b>	Oct. 26, 2013 at Virginia (5)	Oct. 25, 2014 by Pittsburgh (6)
<b>0 Turnovers</b>	Oct. 12, 2019 at Duke	Oct. 12, 2019 by Duke
<b>10 Penalties</b>	Oct. 12, 2013 at BYU (10)	Sept. 28, 2019 by Temple (10)
<b>2 (or fewer) Penalties</b>	Sept. 7, 2019 vs. USF (2)	Nov. 24, 2018 by No. 5 Georgia (2)
<b>100+ Penalty Yards</b>	Oct. 20, 2007 vs. Army (110)	Oct. 28, 2004 by Virginia Tech (108)
<b>10 (or fewer) Penalty Yards</b>	Oct. 14, 2017 vs. No. 11/10 Miami (6)	Nov. 24, 2018 by No. 5 Georgia (10)
<b>10 Punts</b>	Sept. 29, 2007 vs. Clemson (10)	Oct. 11, 2008 by Gardner-Webb (10)
<b>0 Punts</b>	Oct. 5, 2018 at Louisville	Dec. 5, 2009 by Clemson
<b>10 Third-Down Conversions</b>	Nov. 17, 2018 vs. Virginia (OT) (10)	Oct. 5, 2019 by North Carolina (11)
<b>2+ Fourth-Down Conversions</b>	Oct. 19, 2019 at Miami (2-of-2)	Oct. 5, 2018 by Louisville (2-of-3)
<b>4 Fourth-Down Attempts</b>	Nov. 24, 2018 at No. 5 Georgia (3-of-6)	Nov. 11, 2017 by No. 17 Virginia Tech (2-of-4)
<b>37:00 or higher TOP</b>	Oct. 25, 2018 at Virginia Tech (42:18)	Nov. 19, 2016 by Virginia (38:37)
<b>15 Tackles for Loss</b>	Sept. 1, 2007 at Notre Dame (19)	None Recorded
<b>10 Sacks</b>	Oct. 9, 1993 vs. Maryland (11)	None Recorded
<b>5 Players to Score TD</b>	Oct. 5, 2018 at Louisville (6)	Aug. 29, 2019 by No. 1 Clemson (5)
<b>4 Players to Rush for TD</b>	Oct. 5, 2018 at Louisville (5)	Nov. 10, 2012 by North Carolina (4)
<b>3 Players to Catch TD Pass</b>	Sept. 12, 2015 vs. Tulane (3)	Nov. 24, 2018 by No. 5 Georgia (3)
<b>2 Players to Throw TD Pass</b>	Oct. 19, 2019 at Miami (Fla.) (2 - James Graham & Pressley Harvin)	Aug. 29, 2019 by No. 1 Clemson (2 - Trevor Lawrence & Chase Brice)
<b>15-Play+ Touchdown Drive</b>	Oct. 13, 2018 vs. Duke (15)	Nov. 10, 2018 by Miami (Fla.) (15)
<b>8-Minute+ Touchdown Drive</b>	Sept. 30, 2017 vs. North Carolina (8:54)	Sept. 9, 2017 by Jacksonville State (8:11)
<b>90-Yard+ Touchdown Drive</b>	Aug. 29, 2019 at No. 1 Clemson (90)	Nov. 10, 2018 by Miami (Fla.) (95)
<b>1-Play Touchdown Drive</b>	Nov. 3, 2018 at North Carolina (Q. Searcy 86-yd pass from T. Oliver)	Aug. 29, 2019 by No. 1 Clemson (twice) (T. Etienne 90-yd run & 14-yd run)
<b>Won an Overtime Game</b>	Oct. 19, 2019 at Miami (OT) (28-21)	Sept. 14, 2019 by The Citadel (OT) (27-24)
<b>Game Won on Final Play</b>	Oct. 24, 2015 vs. Florida State (Lance Austin 78-yard missed FG return)	Sept. 14, 2019 by The Citadel (37-yard FG in overtime)

## BOTH TEAMS COMBINED

<b>90 Points</b>	Oct. 5, 2018 at Louisville (97) (66-31)	<b>100+ Rushing Attempts</b>	Sept. 14, 2019 vs. The Citadel (104)
<b>20 (or fewer) Points</b>	Nov. 28, 2015 vs. Georgia (20) (13-7)	<b>60 (or fewer) Rushing Attempts</b>	Sept. 9, 2006 vs. Samford (51)
<b>10 (or fewer) Points</b>	Nov. 11, 2006 at North Carolina (7) (7-0)	<b>700+ Yards Passing</b>	Nov. 10, 2001 at Virginia (813)
<b>50 Points in a Half</b>	Oct. 12, 2019 at Duke (52/1st)	<b>150 (or fewer) Yards Passing</b>	Nov. 3, 2012 at Maryland (146)
<b>0 Points in a Half</b>	Nov. 11, 2006 at North Carolina (2nd)	<b>50 Pass Completions</b>	Sept. 15, 2007 vs. Boston College (50)
<b>30 Points in a Quarter</b>	Oct. 12, 2019 at Duke (35/2nd)	<b>20 (or fewer) Completions</b>	Sept. 14, 2019 vs. The Citadel (8)
<b>10+ Touchdowns</b>	Oct. 25, 2018 at Virginia Tech (11)	<b>90 Pass Attempts</b>	Oct. 26, 2002 vs. Virginia (101)
<b>0 Touchdowns</b>	Dec. 2, 2006 vs. Wake Forest	<b>30 (or fewer) Pass Attempts</b>	Sept. 14, 2019 vs. The Citadel (17)
<b>5 Touchdowns in a Quarter</b>	Oct. 12, 2019 at Duke (5/2nd)	<b>5 Passes Intercepted</b>	Nov. 1, 2007 vs. Virginia Tech (5)
<b>8 Touchdowns in a Half</b>	Nov. 10, 2012 at North Carolina (8/1st, 8/2nd)	<b>10 Fumbles</b>	Oct. 13, 2018 vs. Duke (10)
<b>6 Field Goals</b>	Nov. 17, 2018 vs. Virginia (OT) (6)	<b>5 Fumbles Lost</b>	Sept. 23, 2017 vs. Pittsburgh (5)
<b>4 Field Goals Missed</b>	Oct. 20, 2012 vs. Boston College (4)	<b>10 Turnovers</b>	Nov. 17, 1990 at Wake Forest (10)
<b>8 Field Goals Attempted</b>	Nov. 17, 2007 vs. North Carolina (8)	<b>0 Turnovers</b>	Oct. 15, 2016 vs. Georgia Southern
<b>50 First Downs</b>	Oct. 25, 2018 at Virginia Tech (51)	<b>20 Penalties</b>	Sept. 10, 2004 vs. Western Carolina (21)
<b>25 (or fewer) First Downs</b>	Oct. 18, 2008 at Clemson (24) (12-12)	<b>5 (or fewer) Penalties</b>	Nov. 24, 2018 at No. 5 Georgia (4)
<b>1,000+ Yards Total Offense</b>	Oct. 5, 2018 at Louisville (1,037)	<b>200 Penalty Yards</b>	Sept. 9, 2000 vs. Florida State (254)
<b>500 Yards (or fewer) Total Offense</b>	Oct. 22, 2011 at Miami (473)	<b>25 (or fewer) Penalty Yards</b>	Oct. 22, 2011 at Miami (15)
<b>160+ Offensive Plays</b>	Oct. 26, 2002 vs. Virginia (165)	<b>15+ Punts</b>	Nov. 4, 2017 at Virginia (18)
<b>120 (or fewer) Offensive Plays</b>	Nov. 10, 2018 vs. Miami (110)	<b>0 Punts</b>	Dec. 5, 2009 vs. Clemson
<b>600+ Yards Rushing</b>	Oct. 5, 2018 at Louisville (655)	<b>10 Sacks</b>	Nov. 10, 2007 at Duke (10)
<b>150 (or fewer) Yards Rushing</b>	Nov. 19, 2005 at Miami (150)		

**THE LAST TIME IT HAPPENED ...**
**INDIVIDUAL**

	GEORGIA TECH	OPPONENT
<b>30+ Rushing Attempts</b>	Oct. 25, 2018 at Virginia Tech, Tobias Oliver (40)	Nov. 8, 2003 by Duke, Chris Douglas (30)
<b>150-199 Yards Rushing</b>	Oct. 5, 2018 at Louisville, TaQuon Marshall (175)	Oct. 14, 2017 by No. 11/10 Miami, Travis Homer (170)
<b>200+ Yards Rushing</b>	Oct. 25, 2018 at Virginia Tech, Tobias Oliver (215)	Aug. 29, 2019 by No. 1 Clemson, Travis Etienne (205)
<b>50+ Pass Attempts</b>	Oct. 6, 2005 vs. NC State, Reggie Ball (53)	Oct. 5, 2019 by North Carolina, Sam Howell (51)
<b>40+ Pass Attempts</b>	Sept. 22, 2007 at Virginia, Taylor Bennett (40)	Oct. 5, 2019 by North Carolina, Sam Howell (51)
<b>25+ Pass Completions</b>	Nov. 8, 2003 vs. Duke, Reggie Ball (27)	Oct. 5, 2019 by North Carolina, Sam Howell (33)
<b>Threw 3 Interceptions</b>	Nov. 1, 2007 vs. Virginia Tech, Taylor Bennett (4)	Nov. 3, 2018 by North Carolina, Nathan Elliott (3)
<b>300-399 Yards Passing</b>	Oct. 6, 2007 vs. Maryland, Taylor Bennett (309)	Oct. 5, 2019 by North Carolina, Sam Howell (376)
<b>400+ Yards Passing</b>	Nov. 10, 2001 at Virginia, George Godsey (486)	Sept. 22, 2012 by Miami, Stephen Morris (436)
<b>Rushed &amp; Passed for 100+ Yds.</b>	Nov. 3, 2018 at North Carolina, Tobias Oliver (120/104)	Oct. 3, 2015 by North Carolina, Marquise Williams (148/134)
<b>Rushed &amp; Received for 100+ Yds.</b>	Nov. 14, 2013 at Clemson, Robert Godhigh (126/203)	Oct. 30, 1997 by North Carolina, J. Linton (138/137)
<b>300-399 Yards Total Offense</b>	Nov. 4, 2017 at Virginia, TaQuon Marshall (322)	Oct. 14, 2017 by No. 11/10 Miami, Malik Rosier (317)
<b>400+ Yards Total Offense</b>	Oct. 29, 2016 vs. Duke, Justin Thomas (459)	Oct. 6, 2012 by Clemson, Tajh Boyd (460)
<b>10+ Receptions</b>	Oct. 7, 2006 vs. Maryland, Calvin Johnson (10)	Nov. 17, 2018 by Virginia, Olamide Zaccheaus (10)
<b>100-199 Yards Receiving</b>	Sept. 8, 2018 at USF, Clinton Lynch (111)	Sept. 29, 2018 by Bowling Green, Scott Miller (117)
<b>200+ Yards Receiving</b>	Oct. 4, 2008 vs. Duke, Demaryius Thomas (230)	Dec. 29, 2005 by Utah, Travis Latendresse (214)
<b>4+ Touchdowns Scored</b>	Sept. 4, 2017 vs. No. 25/24 Tennessee (20T), TaQuon Marshall (5)	Nov. 24, 2018 by No. 5 Georgia, Jake Fromm (4)
<b>3+ Touchdowns Rushing</b>	Oct. 25, 2018 at Virginia Tech, Tobias Oliver/Jordan Mason (3)	Aug. 29, 2019 by No. 1 Clemson, Travis Etienne (3)
<b>3+ Touchdowns Receiving</b>	Sept. 11, 2004 vs. Clemson, Calvin Johnson (3)	Nov. 29, 2008 by Georgia, Mohamed Massaquoi (3)
<b>4+ Touchdowns Passing</b>	Sept. 13, 2014 vs. Georgia Southern, Justin Thomas (4)	Oct. 5, 2019 by North Carolina, Sam Howell (4)
<b>Rushing &amp; Receiving TDs</b>	Oct. 14, 2017 vs. No. 11/10 Miami, J.J. Green (1/1)	Oct. 14, 2017 by No. 11/10 Miami, Travis Homer (1/1)
<b>Rushing &amp; Passing TDs</b>	Nov. 9, 2019 at Virginia, James Graham (1/1)	Nov. 9, 2019 by Virginia, Bryce Perkins (1/1)
<b>Passing &amp; Receiving TDs</b>	Nov. 17, 2007 vs. North Carolina, Taylor Bennett (1/1)	Nov. 18, 2017 by Duke, Shaun Wilson (1/2)
<b>3 Field Goals</b>	Nov. 12 2016 at No. 18/22 Virginia Tech, Harrison Butker (3-of-3)	Nov. 18, 2017 by Duke, Austin Parker (3-of-3)
<b>4+ Field Goals</b>	Nov. 17, 2018 vs. Virginia, Wesley Wells (4-of-4)	Oct. 14, 2017 by No. 11/10 Miami, Michael Badgley (4-of-4)
<b>5 Field Goal Attempts</b>	Sept. 1, 2007 vs. Notre Dame, Travis Bell (5)	Nov. 17, 2007 by North Carolina, Connor Barth (5)
<b>Made a 50-yard Field Goal</b>	Dec. 31, 2016 vs. Kentucky, Harrison Butker (52)	Sept. 23, 2017 by Pittsburgh, Alex Kessman (55)
<b>Attempted a 60-yard Field Goal</b>	Nov. 24, 2007 vs. North Carolina, Travis Bell (62/miss)	Nov. 17, 2007 by North Carolina, Connor Barth (63/miss)
<b>10+ Punts</b>	Sept. 15, 2007 vs. Boston College, Durant Brooks (10)	None recorded
<b>60-69 yard Punt</b>	Sept. 8, 2018 at USF, Pressley Harvin III (62)	Nov. 4, 2017 by Virginia, Lester Coleman (63)
<b>70-yard+ Punt</b>	Nov. 17, 2007 vs. North Carolina, Durant Brooks (77)	Sept. 4, 2017 by No. 25/24 Tennessee (20T), Trevor Daniel (70)
<b>100+ Punt Return Yards</b>	Aug. 31, 2002 vs. Vanderbilt, Kelley Rhine (110)	None recorded
<b>70-89 yard Punt Return</b>	Sept. 10, 2009 vs. Clemson, Jerrard Tarrant (85 TD)	Sept. 23, 2017 by Pittsburgh, Quadree Henderson (80 TD)
<b>Punt Return for a Touchdown</b>	Sept. 10, 2009 vs. Clemson, Jerrard Tarrant	Sept. 23, 2017 by Pittsburgh, Quadree Henderson
<b>90-yard+ Kickoff Return</b>	Nov. 24, 2018 at No. 5 Georgia, Juanyeh Thomas (100 TD)	Sept. 8, 2018 by USF, Terrence Horne (98 TD, 97 TD)
<b>Kickoff Return for a Touchdown</b>	Nov. 24, 2018 at No. 5 Georgia, Juanyeh Thomas (100 TD)	Sept. 8, 2018 by USF, Terrence Horne (98 TD, 97 TD)
<b>70-yard+ Interception Return</b>	Aug. 31, 2013 vs. Elon, Tyler Marcordes (95)	Nov. 9, 2002 by Florida State, S. Samuels (82 TD)
<b>15+ Tackles</b>	Oct. 5, 2019 vs. North Carolina, David Curry (16)	Oct. 13, 2018 by Duke, Joe Giles-Harris (15)
<b>3.0+ Sacks</b>	Nov. 30, 2013 vs. Georgia (20T), Jeremiah Attaochu (4.0)	Oct. 12, 2019 by Duke, Victor Dimukeje (3.0)
<b>2+ Interceptions</b>	Sept. 30, 2017 vs. North Carolina, A.J. Gray (2)	Oct. 26, 2013 by Virginia, Anthony Harris (2)
<b>2+ Fumble Recoveries</b>	Oct. 5, 2018 at Louisville, Charlie Thomas (2)	None recorded
<b>2+ Forced Fumbles</b>	Oct. 5, 2018 at Louisville, Anree Saint-Amour (2)	Nov. 3, 2018 by North Carolina, Cole Holcomb (3)

**TWO PLAYERS**

	GEORGIA TECH	OPPONENT
<b>2 100-yard Rushers</b>	Oct. 5, 2018 at Louisville TaQuon Marshall (175) and Tobias Oliver (103)	Nov. 28, 2009 by Georgia Washaun Ealey (183) and Caleb King (166)
<b>2 100-yard Receivers</b>	Sept. 10, 2005 vs. North Carolina Damarius Bilbo (131) and Calvin Johnson (114)	Nov. 14, 2013 by Clemson Martavis Bryant (176) and Sammy Watkins (104)
<b>100-yard Rusher/100-yard Receiver</b>	Sept. 8, 2018 TaQuon Marshall (113) and Clinton Lynch (111)	Sept. 4, 2017 by No. 25/24 Tennessee (20T) John Kelly (128) and Marquez Callaway (115)
<b>250 Combined Yards Rushing</b>	Oct. 25, 2018 at Virginia Tech Tobias Oliver and Jordan Mason (297)	Aug. 29, 2019 by No. 1 Clemson Travis Etienne and Lyn-J Dixon (272)
<b>250 Combined Yards Receiving</b>	Jan. 1, 2007 vs. West Virginia Calvin Johnson and James Johnson (254)	Nov. 14, 2013 by Clemson Martavis Bryant and Sammy Watkins (280)
<b>20 Combined Receptions</b>	Nov. 10, 2001 at Virginia Will Glover and Kerry Watkins (21)	Oct. 26, 2013 by Virginia Darius Jennings and Tim Smith (23)



	<b>GEORGIA TECH</b>	<b>14</b>
	<b>0-1, 0-1</b>	
	<b>No. 1/1 CLEMSON</b>	<b>52</b>
	<b>1-0, 1-0</b>	

Game 1 • Aug. 29, 2019 • Clemson, S.C. • Memorial Stadium (79,118)

## SCORING SUMMARY

	1	2	3	4	F
Georgia Tech	0	0	7	7	14
Clemson	14	14	14	10	52

1st	11:52	CU	Trevor Lawrence 6 yd run (B.T. Potter kick)	GT 0, CU 7
	5:39	CU	Travis Etienne 90 yd run (B.T. Potter kick)	GT 0, CU 14
2nd	12:45	CU	Travis Etienne 14 yd run (B.T. Potter kick)	GT 0, CU 21
	4:34	CU	Tee Higgins 62 yd pass from Trevor Lawrence (B.T. Potter kick)	GT 0, CU 28
3rd	12:42	CU	Travis Etienne 48 yd run (B.T. Potter kick)	GT 0, CU 35
	11:40	GT	Jordan Mason 7 yd run (Wesley Wells kick)	GT 7, CU 35
	8:08	CU	Lyn-J Dixon 18 yd run (B.T. Potter kick)	GT 7, CU 42
4th	14:54	CU	Frank Ladson, Jr. 21 yd pass from Chase Brice (B.T. Potter kick)	GT 7, CU 49
	10:33	GT	Ahmarean Brown 28 yd pass from James Graham (Wesley Wells kick)	GT 14, CU 49
	6:11	CU	B.T. Potter 51 yd field goal	GT 14, CU 52

## TEAM STATISTICS

	GT	CU
First Downs.....	13	29
Rushes-Yards.....	45-157	49-411
Passing Yards.....	137	221
Pass Comp-Att-Int.....	7-18-2	18-30-2
Total Offense.....	294	632
Fumbles-Lost.....	3-2	1-1
Penalties-Yards.....	2-10	6-43
Punts-Yards (Avg./Net).....	8-345 (43.1/39.6)	3-120 (40.0/40.0)
Kickoffs-Yards (Avg./Net).....	3-170 (56.7/37.3)	9-585 (65.0/43.9)
Punt Returns (No.-Yds.-TD).....	1-0-0	1-8-0
Kickoff Returns (No.-Yds.-TD).....	3-40-0	3-58-0
Interceptions (No.-Yds.-TD).....	2-39-0	2-19-0
Fumble Returns (No.-Yds.-TD).....	0-0-0	0-0-0
Time of Possession.....	27:12	32:48
Third-Down Conversions.....	5-of-16	6-of-12
Fourth-Down Conversions.....	0-of-2	1-of-2
Red-Zone Scores-Chances.....	1-2	3-4
Sacks By (No.-Yds.).....	0-0	4-22
Field Goals.....	0-0	1-1
Points Off Turnovers.....	0	21

## INDIVIDUAL STATISTICS

**RUSHING:** GT — J. Mason 13-72; T. Oliver 20-56; J. Howard 4-15; J. Graham 4-15; L. Johnson 1-1; J. Griffin 1-1; N. Cottrell 1-(-3).

CU — Etienne 12-205; Dixon 8-64; Mellusi 6-36; Dukes 7-29; Lawrence 3-24; Phommachanh 5-21; Rencher 6-21; Brice 2-11.

**PASSING:** GT — T. Oliver 3-9-2, 65; J. Graham 4-7-0, 72; L. Johnson 0-2-0, 0.

CU — Lawrence 13-23-2, 168; Brice 5-7-0, 53.

**RECEIVING:** GT — J. Howard 2-57; J. Blacato 1-34; A. Brown 1-28; M. Carter 1-11; T. Davis 1-7; J. Mason 1-0.

CU — Higgins 4-98; Ross 3-13; Dixon 1-22; Ladson 1-21; Lay 1-20; Powell 1-13; Ngata 1-12; Chalk 1-8; Swinney 1-4; Etienne 1-3; Overton 1-3; Spector 1-3; Chase 1-1.

**INTERCEPTIONS:** GT — Swilling; K. Oliver.

CU — Muse; Johnson.

**FUMBLE RECOVERIES:** GT — Dingle.

CU — Spector; Kelly.

**FORCED FUMBLES:** GT — J. Thomas.



CU — Smith.

**TACKLES FOR LOSS:** GT — Henderson 2.0-3; Oliver 1.0-1; Johnson 1.0-1; C. Thomas 0.5-1; Jordan-Swilling 0.5-1; Glanton 0.5-0.

CU — Thomas 1.5-13; Pinckney 1.0-10; Smith 1.0-4; Spector 1.0-3; Henry 1.0-5; Venables 1.0-2; Zanders 0.5-1; Skalski 0.5-4; Davis 0.5-1.

**SACKS:** GT — None.

CU — Pinckney 1.0-10; Henry 1.0-5; Skalski 0.5-4; Thomas 0.5-2; Davis 0.5-1; Venables 0.5-0.

	<b>USF</b>	<b>10</b>
	<b>0-2, 0-0</b>	
	<b>GEORGIA TECH</b>	<b>14</b>
	<b>1-1, 0-1</b>	

Game 2 • Sept. 7, 2019 • Atlanta, Ga. • Bobby Dodd Stadium (46,599)

## SCORING SUMMARY

	1	2	3	4	F
USF	3	0	0	7	10
Georgia Tech	0	14	0	0	14

1st	3:40	USF	WEISS, Coby 27 yd field goal	USF 3 - GT 0
2nd	11:03	GT	Jordan Mason 1 yd run (Brenton King kick)	USF 3 - GT 7
	0:53	GT	Tobias Oliver 7 yd run (Brenton King kick)	USF 3 - GT 14
4th	14:53	USF	FORD, Johnny 20 yd pass from McCLOUD, Jordan (WEISS, Coby kick)	USF 10 - GT 14

## TEAM STATISTICS

	USF	GT
First Downs.....	11	21
Rushes-Yards.....	30-92	49-181
Passing Yards.....	169	76
Pass Comp-Att-Int.....	16-25-0	14-21-1
Total Offense.....	261	257
Fumbles-Lost.....	4-2	2-1
Penalties-Yards.....	9-95	2-20
Punts-Yards (Avg./Net).....	7-361 (51.6/45.4)	6-248 (41.3/40.0)
Kickoffs-Yards (Avg./Net).....	3-150 (50.0/38.7)	3-155 (51.7/37.3)
Punt Returns (No.-Yds.-TD).....	3-8-0	5-23-0
Kickoff Returns (No.-Yds.-TD).....	2-43-0	2-34-0
Interceptions (No.-Yds.-TD).....	1-6-0	0-0-0
Fumble Returns (No.-Yds.-TD).....	0-0-0	0-0-0
Time of Possession.....	27:25	32:35
Third-Down Conversions.....	4-of-15	5-of-14
Fourth-Down Conversions.....	2-of-2	0-of-0
Red-Zone Scores-Chances.....	2-3	2-2
Sacks By (No.-Yds.).....	2-17	4-22
Field Goals.....	1-1	0-1
Points Off Turnovers.....	7	0

## INDIVIDUAL STATISTICS

**RUSHING:** GT — J. Mason 20-99; T. Oliver 9-48; L. Johnson 9-36; J. Graham 6-2; Ah. Brown 1-2; J. Howard, Jr. 1-1; Team 3-(-7).

USF — B. Barnett 8-42; J. Cronkrite 12-16; J. Evans 3-15; J. McCloud 4-12; J. Ford 3-7.

**PASSING:** GT — L. Johnson 11-17-1 45; T. Oliver 2-3-0 11; J. Graham 1-1-0 20.

USF — B. Barnett 12-20-0 79; J. McCloud 4-5-0 90.

**RECEIVING:** GT — J. Howard 2-57; J. Blacato 1-34; A. Brown 1-28; M. Carter 1-11; T. Davis 1-7; J. Mason 1-0.

USF — J. Ford 4-23; M. Wilcox 3-60; R. St. Felix 3-38; E. McDoom 3-8; B. Miller 1-19; T. Horne 1-14; J. Phillips 1-7.

**INTERCEPTIONS:** GT — None

USF — Sails.

**FUMBLE RECOVERIES:** GT — Chimedza; Curry.

USF — Slade.

**FORCED FUMBLES:** GT — C. Thomas; K. Oliver.

USF — Roberts.

**TACKLES FOR LOSS:** GT — C. Thomas 2.0-12; Carpenter 2.0-4; Jackson 2.0-2; Jordan-Swilling 1.0-9; Knight 1.0-3; Glanton 1.0-1.

USF — Kegler 2.5-3; Yates 2.0-7; Boyles 1.5-3; Jones 1.0-14; Studstill 1.0-2; Macon 1.0-2; Mims 1.0-1; Grier 0.5-1; Slade 0.5-0.

**SACKS:** GT — C. Thomas 2.0-12; Jordan-Swilling 1.0-9; Glanton 1.0-1.

USF — Jones 1.0-14; Yates 1.0-3.


**THE CITADEL**
**27**
**1-2, 0-0**

**GEORGIA TECH**
**24**
**1-2, 0-1**
**Game 3 • Sept. 14, 2019 • Atlanta, Ga. • Bobby Dodd Stadium (42,871)**
**SCORING SUMMARY**

	1	2	3	4	OT	F
The Citadel	7	7	7	3	3	27
Georgia Tech	0	6	8	10	0	24

1st 5:55	CIT	Raleigh Webb 30 yd pass from Brandon Rainey (Jacob Godek kick)	CIT 7 - GT 0
2nd 12:49	GT	Jordan Mason 4 yd run (Wesley Wells kick failed)	CIT 7 - GT 6
0:15	CIT	Dante Smith 12 yd run (Jacob Godek kick)	CIT 14 - GT 6
3rd 10:50	GT	Jalen Camp 33 yd pass from Lucas Johnson (Jalen Camp pass from Johnson, L.)	CIT 14 - GT 14
6:05	CIT	Brandon Rainey 22 yd run (Jacob Godek kick)	CIT 21 - GT 14
4th 7:29	GT	Jordan Mason 25 yd run (Brenton King kick)	CIT 21 - GT 21
1:51	CIT	Jacob Godek 47 yd field goal	CIT 24 - GT 21
0:00	GT	Brenton King 34 yd field goal	CIT 24 - GT 24
OT 0:00	CIT	Jacob Godek 37 yd field goal	CIT 27 - GT 24

**TEAM STATISTICS**

	CIT	GT
First Downs.....	25	14
Rushes-Yards.....	71	33-183
Passing Yards.....	320	118
Pass Comp-Att-Int.....	1-4-1	7-13-0
Total Offense.....	350	301
Fumbles-Lost.....	3-0	0-0
Penalties-Yards.....	5-55	8-80
Punts-Yards (Avg./Net).....	3-114 (38.0/38.0)	4-161 (40.2/35.0)
Kickoffs-Yards (Avg./Net).....	5-322 (64.4/28.0)	4-185 (46.2/40.0)
Punt Returns (No.-Yds.-TD).....	1-1-0	2-0-0
Kickoff Returns (No.-Yds.-TD).....	0-0-0	4-157-0
Interceptions (No.-Yds.-TD).....	0-0-0	1-8-0
Fumble Returns (No.-Yds.-TD).....	0-0-0	0-0-0
Time of Possession.....	41:50	18:10
Third-Down Conversions.....	8-of-16	3-of-9
Fourth-Down Conversions.....	1-of-1	0-of-1
Red-Zone Scores-Chances.....	1-4	2-2
Sacks By (No.-Yds).....	3-22	1-4
Field Goals.....	2-3	1-2
Points Off Turnovers.....	0	0

**INDIVIDUAL STATISTICS**

**RUSHING:** GT — Tobias Oliver 11-92; Jordan Mason 11-78; Jerry Howard Jr. 2-12; Lucas Johnson 7-5; TEAM 1-(-2); Dontae Smith 1-(-2).  
CIT — Clay Harris 26-93; Brandon Rainey 17-70; Dante Smith 6-43; Nkem Njoku 3-39; Remus Bulmer 6-36; Brian Murdaugh 11-21; Raleigh Webb 1-16; Keyonte Sessions 1-2.  
**PASSING:** GT — Lucas Johnson 5-10-0 91; Tobias Oliver 2-3-0 27.  
CIT — Brandon Rainey 1-4-1-30.  
**RECEIVING:** GT — Jalen Camp 3-71; Malachi Carter 1-28; Jordan Mason 1-11; Ahmarean Brown 1-10; Tyler Davis 1-(-2).  
CIT — Raleigh Webb 1-30.  
**INTERCEPTIONS:** GT — Curry 1-8  
CIT — None.  
**FUMBLE RECOVERIES:** GT — None.  
CIT — None.  
**FORCED FUMBLES:** GT — C. Thomas; T. Carpenter.  
CIT — None.  
**TACKLES FOR LOSS:** GT — C. Thomas 1.0-8; Curry 1.0-4; Jackson 1.0-1; Owens 1.0-1.  
CIT — Randolph II 2.0-10; Greene IV 1.0-12; Botkin 1.0-2; Eubanks 1.0-2; Brawley 0.5-1; Smith 0.5-0.  
**SACKS:** GT — Curry 1.0-4.  
CIT — Randolph II 2.0-10; Greene IV 1.0-12.


**GEORGIA TECH**
**2**
**1-3, 0-1**

**TEMPLE**
**24**
**3-1, 0-0**
**Game 4 • Sept. 28, 2019 • Philadelphia, Pa. • Lincoln Financial Field (31,094)**
**SCORING SUMMARY**

	1	2	3	4	F
Georgia Tech	0	0	2	0	2
Temple	0	14	10	0	24

2nd 6:53	TEM	Re'Mahn Davis 18 yd run (Will Mobley kick)	GT 0 - TEM 7
0:08	TEM	Re'Mahn Davis 1 yd run (Will Mobley kick)	GT 0 - TEM 14
3rd 10:33	TEM	Benny Walls 74 yd fumble recovery (Will Mobley kick)	GT 0 - TEM 21
9:09	GT	Charlie Thomas safety	GT 2 - TEM 21
0:55	TEM	Will Mobley 34 yd field goal	GT 2 - TEM 24

**TEAM STATISTICS**

	GT	TEM
First Downs.....	18	17
Rushes-Yards.....	35-131	49-195
Passing Yards.....	174	127
Pass Comp-Att-Int.....	14-35-0	9-22-1
Total Offense.....	305	322
Fumbles-Lost.....	2-2	0-0
Penalties-Yards.....	4-38	10-70
Punts-Yards (Avg./Net).....	6-260 (43.3/40.3)	4-148 (37.0/37.0)
Kickoffs-Yards (Avg./Net).....	1-55 (55.0/55.0)	6-391 (65.2/44.3)
Punt Returns (No.-Yds.-TD).....	0-0-0	2-16-0
Kickoff Returns (No.-Yds.-TD).....	3-50-0	0-0-0
Interceptions (No.-Yds.-TD).....	1-0-0	1-65-0
Fumble Returns (No.-Yds.-TD).....	0-0-0	1-74-1
Time of Possession.....	27:01	32:59
Third-Down Conversions.....	2-of-14	7-of-16
Fourth-Down Conversions.....	2-of-4	2-of-3
Red-Zone Scores-Chances.....	0-3	3-4
Sacks By (No.-Yds).....	1-6	2-10
Field Goals.....	0-0	1-1
Points Off Turnovers.....	0	7

**INDIVIDUAL STATISTICS**

**RUSHING:** GT — Tobias Oliver 11-68; Dontae Smith 7-35; Jamious Griffin 6-20; Jordan Mason 5-8; Jerry Howard Jr. 1-4; James Graham 4-minus 2; Team 1-(-2).  
Temple — DAVIS, Re'Mahn 29-135; GARDNER, Jager 18-69; Team 1-(-3); RUSSO, Anthony 1-(-6).  
**PASSING:** GT — James Graham 10-24-1 100; Tobias Oliver 4-11-0 74.  
Temple — RUSSO, Anthony 9-22-1 127.  
**RECEIVING:** GT — Jalen Camp 4-63; Ahmarean Brown 3-64; Malachi Carter 3-11; Adonias Sanders 2-19; Jordan Mason 2-17.  
Temple — BLUE, Jadan 4-66; WRIGHT, Isaiah 2-33; DAVIS, Re'Mahn 1-12; MACK, Branden 1-9; BOAH, Kenny 1-7.  
**INTERCEPTIONS:** GT — K. Oliver.  
Temple — Walls.  
**FUMBLE RECOVERIES:** GT — None.  
Temple — Walls; Braswell.  
**FORCED FUMBLES:** GT — None.  
Temple — Graham-Mobley; Majieh.  
**TACKLES FOR LOSS:** GT — C. Thomas 1.5-2; T.K. Chimedza 1.0-6; Antwan Owens 0.5-1.  
Temple — Graham-Mobley 2.0-3; Majieh 2.0-2; Roche 1.0-7; Levine 1.0-3.  
**SACKS:** GT — T.K. Chimedza 1.0-6.  
Temple — Roche 1.0-7; Levine 1.0-3.

# 2019 GEORGIA TECH FOOTBALL GAME NOTES

GAME 10 vs. VIRGINIA TECH • NOV. 16, 2019



	<b>NORTH CAROLINA</b>	<b>38</b>
	<b>3-3, 2-1</b>	
	<b>GEORGIA TECH</b>	<b>22</b>
	<b>1-4, 0-2</b>	

Game 5 • Oct. 6, 2019 • Atlanta, Ga. • Bobby Dodd Stadium (45,044)

## SCORING SUMMARY

	1	2	3	4	F
North Carolina	3	14	0	21	38
Georgia Tech	0	0	7	15	22

1st	5:59	NC	Noah Ruggles 32 yd field goal	NC 3 - GT 0
2nd	6:30	NC	Dazz Newsome 20 yd pass from Sam Howell (Noah Ruggles kick)	NC 10 - GT 0
	0:13	NC	Beau Corrales 6 yd pass from Sam Howell (Noah Ruggles kick)	NC 17 - GT 0
3rd	7:29	GT	Malachi Carter 28 yd pass from James Graham (Brenton King kick)	NC 17 - GT 7
4th	14:18	NC	Dyami Brown 18 yd pass from Sam Howell (Noah Ruggles kick)	NC 24 - GT 7
	12:25	GT	Jordan Mason 2 yd run (Tyler Davis pass from Graham, J.)	NC 24 - GT 15
	9:53	NC	Garrett Walston 16 yd pass from Sam Howell (Noah Ruggles kick)	NC 31 - GT 15
	3:24	NC	Javonte Williams 3 yd run (Noah Ruggles kick)	NC 38 - GT 15
	1:45	GT	Ahmarean Brown 32 yd pass from James Graham (Brenton King kick)	NC 38 - GT 22

## TEAM STATISTICS

	UNC	GT
First Downs.....	34	14
Rushes-Yards.....	46-211	29-150
Passing Yards.....	376	171
Pass Comp-Att-Int.....	33-51-1	11-24-2
Total Offense.....	587	321
Fumbles-Lost.....	2-0	1-0
Penalties-Yards.....	6-61	3-25
Punts-Yards (Avg./Net).....	4-158 (39.5/35.5)	7-294 (42.0/36.3)
Kickoffs-Yards (Avg./Net).....	7-432 (61.7/38.9)	3-189 (63.0/41.3)
Punt Returns (No.-Yds.-TD).....	2-20-0	3-16-0
Kickoff Returns (No.-Yds.-TD).....	3-65-0	5-110-0
Interceptions (No.-Yds.-TD).....	2-0-0	1-18-0
Fumble Returns (No.-Yds.-TD).....	0-0-0	0-0-0
Time of Possession.....	36:54	23:06
Third-Down Conversions.....	11-of-19	4-of-11
Fourth-Down Conversions.....	1-of-1	0-of-0
Red-Zone Scores-Chances.....	6-7	1-1
Sacks By (No.-Yds.).....	2-14	1-7
Field Goals.....	1-2	0-0
Points Off Turnovers.....	7	0

## INDIVIDUAL STATISTICS

**RUSHING:** GT — Jordan Mason 8-62; James Graham 13-48; Jerry Howard Jr. 3-31; Tobias Oliver 3-11; Team 1-(-1); Jamious Griffin 1-(-1).

UNC — Javonte Williams 20-144; Michael Carter 20-68; Sam Howell 5-1; TEAM 1-(-2).

**PASSING:** GT — James Graham 11-24-2 171.

UNC — Sam Howell 33-51-1 376.

**RECEIVING:** GT — Adonias Sanders 3-67; Malachi Carter 3-45; Ahmarean Brown 1-32; Dylan Deveney 1-11; Tobias Oliver 1-9; Tyler Davis 1-5; Jair Hawkins-Anderson 1-2.

UNC — Dazz Newsome 8-81; Dyami Brown 6-77; Beau Corrales 5-54; Michael Carter 5-52; Rontavious Groves 3-47; Javonte Williams 3-25; Garrett Walston 2-29; Emery Simmons 1-11.

**INTERCEPTIONS:** GT — Owens.

UNC — Ford; Chapman.

**FUMBLE RECOVERIES:** GT — None.

UNC — None.

**FORCED FUMBLES:** GT — Dawson.

UNC — None.

**TACKLES FOR LOSS:** GT — K. Dawson 2.0-10; C. Thomas 2.0-7; Campbell 1.0-4; Jordan-Swilling 1.0-2; Glanton 1.0-1.

UNC — Crawford 2.5-8; Fox 1.5-9; Gemmel 1.5-2; Surratt 0.5-1.

**SACKS:** GT — Dawson 1.0-7.

UNC — Fox 1.0-8; Crawford 1.0-6

	<b>GEORGIA TECH</b>	<b>23</b>
	<b>1-5, 0-3</b>	
	<b>DUKE</b>	<b>41</b>
	<b>4-2, 2-1</b>	

Game 6 • Oct. 12, 2019 • Durham, N.C. • Wallace Wade Stadium (21,741)

## SCORING SUMMARY

	1	2	3	4	F
Georgia Tech	7	7	3	6	23
Duke	10	28	3	0	41

1st	10:07	GT	Jerry Howard Jr. 19 yd pass from James Graham (Brenton King kick)	GT 7 - DU 0
	7:10	DU	Reed,A. 33 yd field goal	GT 7 - DU 3
	1:18	DU	Pancoi,E. 3 yd run (Reed,A. kick)	GT 7 - DU 10
2nd	10:29	DU	Jackson,D. 1 yd run (Reed,A. kick)	GT 7 - DU 17
	6:34	DU	Harris,Q. 1 yd run (Reed,A. kick)	GT 7 - DU 24
	3:35	DU	Jackson,D. 7 yd run (Reed,A. kick)	GT 7 - DU 31
	3:10	DU	Jackson,J. 14 yd blocked punt return (Reed,A. kick)	GT 7 - DU 38
	1:08	GT	James Graham 8 yd run (Brenton King kick)	GT 14 - DU 38
3rd	12:07	GT	Brenton King 42 yd field goal	GT 17 - DU 38
	1:10	DU	Reed,A. 36 yd field goal	GT 17 - DU 41
4th	10:39	GT	Tobias Oliver 4 yd run (Jordan Yates pass failed)	GT 23 - DU 41

## TEAM STATISTICS

	GT	DU
First Downs.....	20	20
Rushes-Yards.....	40-171	55-197
Passing Yards.....	206	176
Pass Comp-Att-Int.....	15-35-0	11-20-0
Total Offense.....	379	373
Fumbles-Lost.....	2-0	1-0
Penalties-Yards.....	6-55	4-25
Punts-Yards (Avg./Net).....	6-257 (42.8/30.3)	5-201 (40.2/30.4)
Kickoffs-Yards (Avg./Net).....	5-256 (51.2/39.4)	8-487 (60.9/40.6)
Punt Returns (No.-Yds.-TD).....	1-9-0	4-75-1
Kickoff Returns (No.-Yds.-TD).....	2-37-0	3-59-0
Interceptions (No.-Yds.-TD).....	0-0-0	0-0-0
Fumble Returns (No.-Yds.-TD).....	0-0-0	0-0-0
Time of Possession.....	27:32	32:28
Third-Down Conversions.....	8-of-18	6-of-16
Fourth-Down Conversions.....	0-of-2	3-of-3
Red-Zone Scores-Chances.....	3-4	6-6
Sacks By (No.-Yds.).....	2-6	4-24
Field Goals.....	1-1	2-2
Points Off Turnovers.....	0	0

## INDIVIDUAL STATISTICS

**RUSHING:** GT — Jordan Mason 18-106; Dontae Smith 2-32; Jerry Howard Jr. 4-16; Jamious Griffin 3-9; James Graham 12-6; Tobias Oliver 1-4.

Duke — Durant,M. 13-74; Jackson,D. 20-69; Harris,Q. 14-38; Pancoi,E. 2-12; Coleman,J. 4-8; Team 2-(-4).

**PASSING:** GT — James Graham 15-35-0 206.

Duke — Harris,Q. 11-20-0 176.

**RECEIVING:** GT — Tyler Davis 4-29; Adonias Sanders 3-69; Jerry Howard Jr. 2-31; Ahmarean Brown 1-40; Josh Blacato 1-19; Tobias Oliver 1-10; Dontae Smith 1-3; Dylan Leonard 1-3; Jordan Mason 1-2.

Duke — Calhoun,J. 4-68; Bracey,S. 2-22; Gray,N. 2-7; Harding,D. 1-41; Phillyaw-Johnson 1-26; Jackson,D. 1-12.

**INTERCEPTIONS:** GT — None.

Duke — None.

**FUMBLE RECOVERIES:** GT — None.

Duke — None.

**FORCED FUMBLES:** GT — None.



Duke — Dimukeje; McSwain.

**TACKLES FOR LOSS:** GT — Jordan-Swilling 1.5-6; C. Thomas 1.0-1; J. Henderson 0.5-0.

Duke — Dimukeje 3.0-16; Quansah 1.5-4; McSwain 1.0-8; Young 1.0-3; Frye 1.0-2; Rumph 1.0-2; Hill 1.0-0; Jordan 0.5-0.

**SACKS:** GT — Jordan-Swilling 1.5-6; J. Henderson 0.5-0.

Duke — Dimukeje 3.0-16; McSwain 1.0-8.

	<b>GEORGIA TECH</b>	<b>28</b>
	2-5, 1-3	
	<b>MIAMI (FL.)</b>	<b>21</b>
	3-4, 1-3	

Game 7 • Oct. 19, 2019 • Miami Gardens, Fla. • Hard Rock Stadium (54,106)

#### SCORING SUMMARY

	1	2	3	4	OT	F
Georgia Tech	14	7	0	0	7	28
Miami (Fla.)	14	7	0	0	0	21

1st 12:35	GT	JaQuon Griffin 0 yd fumble recovery (Brenton King kick)	GT 7 - UM 0
6:17	UM	Perry, N. 1 yd run (Davidson, T. kick)	GT 7 - UM 7
4:04	UM	Osborn, K. 13 yd pass from Perry, N. (Davidson, T. kick)	GT 7 - UM 14
0:10	GT	Nathan Cottrell 41 yd pass from Pressley Harvin III (Brenton King kick)	GT 14 - UM 14
2nd 10:37	UM	Harris, C. 19 yd pass from Perry, N. (Davidson, T. kick)	GT 14 - UM 21
0:53	GT	Ahmarean Brown 35 yd pass from James Graham (Brenton King kick)	GT 21 - UM 21
OT 15:00	GT	Jordan Mason 1 yd run (Brenton King kick)	GT 28 - UM 21

#### TEAM STATISTICS

	GT	UM
First Downs.....	18	21
Rushes-Yards.....	45-207	32-157
Passing Yards.....	138	200
Pass Comp-Att-Int.....	10-19-0	17-31-0
Total Offense.....	345	357
Fumbles-Lost.....	1-1	1-1
Penalties-Yards.....	9-82	4-25
Punts-Yards (Avg./Net).....	6-273 (45.5/30.8)	3-130 (43.3/43.3)
Kickoffs-Yards (Avg./Net).....	4-224 (56.0/36.2)	4-231 (57.8/37.0)
Punt Returns (No.-Yds.-TD).....	0-0-0	2-68-0
Kickoff Returns (No.-Yds.-TD).....	1-8-0	2-29-0
Interceptions (No.-Yds.-TD).....	0-0-0	0-0-0
Fumble Returns (No.-Yds.-TD).....	0-0-1	0-0-0
Time of Possession.....	31:58	28:02
Third-Down Conversions.....	6-of-14	5-of-13
Fourth-Down Conversions.....	2-of-2	0-of-1
Red-Zone Scores-Chances.....	0-1	3-7
Sacks By (No.-Yds.).....	3-26	3-17
Field Goals.....	0-0	0-3
Points Off Turnovers.....	7	0

#### INDIVIDUAL STATISTICS

**RUSHING:** GT — Jordan Mason 20-141; James Graham 12-23; Jerry Howard Jr. 5-22; Jamious Griffin 8-21.  
UM — Harris, C. 18-136; Perry, N. 7-15; Dallas, D. 3-14; Osborn, K. 2-4; Harley, M. 1-(-1); Williams, J. 1-(-11).  
**PASSING:** GT — James Graham 9-18-0 97; Pressley Harvin III 1-1-0 41.  
UM — Perry, N. 16-28-0 188; Williams, J. 1-3-0 12.  
**RECEIVING:** GT — Ahmarean Brown 3-41; Adonias Sanders 2-30; Tobias Oliver 2-11; Nathan Cottrell 1-41; Dylan Deveney 1-10; Jamious Griffin 1-5.  
UM — Harley, M. 4-50; Osborn, K. 4-39; Harris, C. 3-31; Jordan, B. 3-21; Wiggins, D. 2-62; Pope, M. 1-(-3).  
**INTERCEPTIONS:** GT — None.  
UM — None.  
**FUMBLE RECOVERIES:** GT — JaQ. Griffin.  
UM — Quarterman.  
**FORCED FUMBLE:** GT — Knight II.  
UM — Quarterman.  
**TACKLES FOR LOSS:** GT — Knight II 1.0-11; Domineck 1.0-11; JaQ. Griffin 1.0-4; Swilling 1.0-3; C. Thomas 1.0-1; Jackson 1.0-1.  
UM — Hill 2.0-8; Quarterman 2.0-5; Pinckney 1.0-5; Bethel 1.0-5; Miller 1.0-1; Ragone 1.0-1.  
**SACKS:** GT — Domineck 1.0-11; Knight II 1.0-11; JaQ. Griffin 1.0-4.  
UM — Hill 1.0-7; Pinckney 1.0-5; Bethel 1.0-5.

	<b>PITTSBURGH</b>	<b>20</b>
	6-3, 3-2	
	<b>GEORGIA TECH</b>	<b>10</b>
	2-6, 1-4	

Game 8 • Nov. 2, 2019 • Atlanta, Ga. • Bobby Dodd Stadium (41,219)

#### SCORING SUMMARY

	1	2	3	4	F
Pittsburgh	10	7	0	3	20
Georgia Tech	0	7	3	0	10

1st 11:14	UP	Alex Kessman 32 yd field goal	UP 3 - GT 0
06:25	UP	Vincent Davis 61 yd run (Alex Kessman kick)	UP 10 - GT 0
2nd 13:24	GT	Ahmarean Brown 51 yd pass from James Graham (Brenton King kick)	UP 10 - GT 7
09:34	UP	Shocky Jacques-Louis 21 yd pass from Kenny Pickett (Alex Kessman kick)	UP 17 - GT 7
3rd 09:46	GT	Brenton King 30 yd field goal	UP 17 - GT 10
4th 14:54	UP	Alex Kessman 49 yd field goal	UP 20 - GT 10

#### TEAM STATISTICS

	UP	GT
First Downs.....	18	10
Rushes-Yards.....	36-158	29-86
Passing Yards.....	204	108
Pass Comp-Att-Int.....	25-34-2	8-21-1
Total Offense.....	362	194
Fumbles-Lost.....	2-1	1-1
Penalties-Yards.....	6-50	4-38
Punts-Yards (Avg./Net).....	4-120 (30.0/20/8)	8-371 (46.4/36.8)
Kickoffs-Yards (Avg./Net).....	5-308 (61.6/40.8)	3-161 (53.7/46.3)
Punt Returns (No.-Yds.-TD).....	5-57-0	2-17-0
Kickoff Returns (No.-Yds.-TD).....	2-22-0	3-54-0
Interceptions (No.-Yds.-TD).....	1-21-0	2-0-0
Fumble Returns (No.-Yds.-TD).....	1-79-0	0-0-0
Time of Possession.....	35:17	24:43
Third-Down Conversions.....	7-of-16	2-of-13
Fourth-Down Conversions.....	0-of-0	0-of-0
Red-Zone Scores-Chances.....	1-2	0-0
Sacks By (No.-Yds.).....	2-8	1-7
Field Goals.....	2-3	1-2
Points Off Turnovers.....	3	7

#### INDIVIDUAL STATISTICS



**RUSHING:** GT — Jordan Mason 15-56; James Graham 8-30; Lucas Johnson 5-1; Jerry Howard Jr. 1-(-1).  
Pitt — A.J. Davis 16-75; Vincent Davis 6-67; V'Lique Carter 4-14; Kenny Pickett 6-8; Maurice Ffrench 1-0;  
Shocky Jacques-Louis 1-(-1); TEAM 1-(-1); Aaron Mathews 1-(-4).  
**PASSING:** GT — James Graham 3-13-1 57; Lucas Johnson 5-8-0 51.  
Pitt — Kenny Pickett 25-34-2 204.  
**RECEIVING:** GT — Ahmarean Brown 4-61; Adonias Sanders 1-15; Nathan Cottrell 1-14; Tyler Davis 1-10; Tobias Oliver 1-8.  
Pitt — Maurice Ffrench 11-71; Taysir Mack 5-47; Shocky Jacques-Louis 3-38; V'Lique Carter 3-19; N. Griffin-Stewart 2-21; Will Gragg 1-8.  
**INTERCEPTIONS:** GT — J. Thomas; Carpenter.  
Pitt — Ford.  
**FUMBLE RECOVERIES:** GT — Dingle.  
Pitt — Bright.  
**FORCED FUMBLE:** GT — Curry.  
Pitt — K. Johnson.  
**TACKLES FOR LOSS:** GT — J. Thomas 2.0-6; Owens 1.0-7; Swilling 1.0-4.  
Pitt — Morgan 1.0-5; Alexandre 1.0-3; Pine 1.0-3; K. Johnson 1.0-2; Brightwell 1.0-2; Watts 1.0-1.  
**SACKS:** GT — Owens 1.0-7..  
UNC — Morgan 1.0-5; K. Johnson 1.0-3.



# 2019 GEORGIA TECH FOOTBALL GAME NOTES

GAME 10 vs. VIRGINIA TECH • NOV. 16, 2019



	<b>GEORGIA TECH</b>	<b>28</b>
	<b>2-7, 1-5</b>	
	<b>VIRGINIA</b>	<b>33</b>
	<b>7-3, 5-2</b>	

Game 9 • Nov. 9, 2019 • Charlottesville, Va. • Scott Stadium (44,596)

## SCORING SUMMARY

	<b>1</b>	<b>2</b>	<b>3</b>	<b>4</b>	<b>F</b>
Georgia Tech	14	7	0	7	28
Virginia	14	10	0	9	33

1st 13:19	GT	Ahmarean Brown 59 yd pass from James Graham (Wesley Wells kick)	GT 7 - UVA 0
08:39	VA	Taulapapa, W 2 yd run (Delaney, B kick)	GT 7 - UVA 7
05:09	GT	James Graham 5 yd run (Wesley Wells kick)	GT 14 - UVA 7
01:50	VA	Reed, J 9 yd pass from Perkins, B (Delaney, B kick)	GT 14 - UVA 14
2nd 10:36	VA	Delaney, B 24 yd field goal	GT 14 - UVA 17
00:44	GT	Malachi Carter 25 yd pass from James Graham (Wesley Wells kick)	GT 21 - UVA 17
00:11	VA	Perkins, B 3 yd run (Delaney, B kick)	GT 21 - UVA 24
4th 13:32	VA	Delaney, B 34 yd field goal	GT 21 - UVA 27
10:57	VA	Taulapapa, W 3 yd run (Perkins, B pass failed)	GT 21 - UVA 33
05:30	GT	Jordan Mason 8 yd run (Wesley Wells kick)	GT 28 - UVA 33

## TEAM STATISTICS

	<b>GT</b>	<b>UVA</b>
First Downs.....	19	25
Rushes-Yards.....	32-143	37-155
Passing Yards.....	229	258
Pass Comp-Att-Int.....	15-22-1	24-35-0
Total Offense.....	372	413
Fumbles-Lost.....	0-0	0-0
Penalties-Yards.....	6-51	6-49
Punts-Yards (Avg./Net).....	4-151 (37.8/35.5)	3-118 (39.3/39.3)
Kickoffs-Yards (Avg./Net).....	5-287 (57.4/31.6)	7-440 (62.9/39.0)
Punt Returns (No.-Yds.-TD).....	0-0-0	3-9-0
Kickoff Returns (No.-Yds.-TD).....	1-17-0	5-129-0
Interceptions (No.-Yds.-TD).....	0-0-0	0-0-0
Fumble Returns (No.-Yds.-TD).....	0-0-0	0-0-0
Time of Possession.....	24:46	35:14
Third-Down Conversions.....	3-of-9	9-of-16
Fourth-Down Conversions.....	1-of-1	0-of-1
Red-Zone Scores-Chances.....	2-3	6-6
Sacks By (No.-Yds.).....	2-10	0-0
Field Goals.....	0-1	2-2
Points Off Turnovers.....	0	7

## INDIVIDUAL STATISTICS

**RUSHING:** GT — Jordan Mason 19-94; James Graham 8-42; Jamious Griffin 3-7; Jerry Howard Jr. 1-2; Team 1-(-2).

UVA — Perkins, B 21-106; Taulapapa, W 10-37; Kier, PK 2-6; Reed, J 2-5; Atkins, L 1-3; TEAM 1-(-2).

**PASSING:** GT — James Graham 15-22-1 229

UVA — Perkins, B 24-35-0 258.

**RECEIVING:** GT — Adonias Sanders 5-21; Tobias Oliver 4-57; Tyler Davis 3-54; Ahmarean Brown 1-59; Malachi Carter 1-25; Dylan Deveney 1-13.

UVA — Jana, T 9-108; Reed, J 5-27; Kemp, B 4-51; Kelly, T 2-46; Cowley, T 2-23; Taulapapa, W 2-3.

**INTERCEPTIONS:** GT — None.

UVA — Blount.

**FUMBLE RECOVERIES:** GT — None.

UVA — None.

**FORCED FUMBLES:** GT — None.

UVA — None.

**TACKLES FOR LOSS:** GT — Curry 2.0-6; JaQ. Griffin 1.0-5; Campbell 1.0-2; Dawson 1.0-2.

UVA — Taylor 1.0-6; Hanback 1.0-3.

**SACKS:** GT — Curry 1.0-5; JaQ. Griffin 1.0-5.

UVA — None.

2019 Georgia Tech Football  
Georgia Tech Game Results (as of Nov 09, 2019)  
All games

Date	Opponent		Score	Overall	Conference	Time	Attend
* Aug 29, 2019	at Clemson	L	14-52	0-1	0-1	3:16	79118
Sep 07, 2019	SOUTH FLORIDA	W	14-10	1-1	0-1	3:06	46599
Sep 14, 2019	THE CITADEL	Lo	24-27	1-2	0-1	3:24	42871
Sep 28, 2019	at Temple	L	2-24	1-3	0-1	3:20	31094
* Oct 05, 2019	NORTH CAROLINA	L	22-38	1-4	0-2	3:17	45044
* Oct 12, 2019	at Duke	L	23-41	1-5	0-3	3:19	21741
* Oct 19, 2019	at Miami (FL)	Wo	28-21	2-5	1-3	3:40	54106
* Nov 02, 2019	PITTSBURGH	L	10-20	2-6	1-4	3:07	41219
* Nov 09, 2019	at Virginia	L	28-33	2-7	1-5	3:12	44596

2019 Georgia Tech Football  
Georgia Tech Overall Team Statistics (as of Nov 09, 2019)  
All games

Team Statistics	GT	OPP
SCORING	165	266
Points Per Game	18.3	29.6
Points Off Turnovers	14	52
FIRST DOWNS	147	200
Rushing	77	103
Passing	54	80
Penalty	16	17
RUSHING YARDAGE	1411	1896
Yards gained rushing	1650	2054
Yards lost rushing	239	158
Rushing Attempts	337	405
Average Per Rush	4.2	4.7
Average Per Game	156.8	210.7
TDs Rushing	11	19
PASSING YARDAGE	1357	1761
Comp-Att-Int	101-208-8	154-252-7
Average Per Pass	6.5	7.0
Average Per Catch	13.4	11.4
Average Per Game	150.8	195.7
TDs Passing	10	12
TOTAL OFFENSE	2768	3657
Total Plays	545	657
Average Per Play	5.1	5.6
Average Per Game	307.6	406.3
KICK RETURNS: #-Yards	24-507	20-405
PUNT RETURNS: #-Yards	14-65	23-262
INT RETURNS: #-Yards	7-65	8-148
KICK RETURN AVERAGE	21.1	20.2
PUNT RETURN AVERAGE	4.6	11.4
INT RETURN AVERAGE	9.3	18.5
FUMBLES-LOST	12-7	14-5
PENALTIES-Yards	44-399	56-473
Average Per Game	44.3	52.6
PUNTS-Yards	55-2360	36-1470
Average Per Punt	42.9	40.8
Net punt average	36.3	36.8
KICKOFFS-Yards	31-1682	54-3346
Average Per Kick	54.3	62.0
Net kick average	38.8	39.6
TIME OF POSSESSION/Game	26:20	33:40
3RD-DOWN Conversions	38/118	63/139
3rd-Down Pct	32%	45%
4TH-DOWN Conversions	5/12	10/14
4th-Down Pct	42%	71%
SACKS BY-Yards	15-88	23-135
MISC YARDS	0	0
TOUCHDOWNS SCORED	22	33
FIELD GOALS-ATTEMPTS	3-7	12-18
ON-SIDE KICKS	0-1	0-0
RED-ZONE SCORES	(12-21) 57%	(32-43) 74%
RED-ZONE TOUCHDOWNS	(10-21) 48%	(23-43) 53%
PAT-ATTEMPTS	(18-19) 95%	(32-32) 100%
ATTENDANCE	175733	230655
Games/Avg Per Game	4/43933	5/46131
Neutral Site Games		0/0

Score by Quarters	1st	2nd	3rd	4th	OT	Total
Georgia Tech	35	48	30	45	7	165
Opponents	75	101	34	53	3	266

2019 Georgia Tech Football  
Georgia Tech Overall Individual Statistics (as of Nov 09, 2019)  
All games

Rushing	gp-gs	att	gain	loss	net	avg	td	lg	avg/g
Jordan Mason	9-9	129	753	37	716	5.6	7	43	79.6
Tobias Oliver	9-2	55	320	41	279	5.1	2	39	31.0
James Graham	8-5	67	262	98	164	2.4	2	15	20.5
Jerry Howard Jr.	9-1	22	104	2	102	4.6	0	20	11.3
Dontae Smith	7-0	10	68	3	65	6.5	0	25	9.3
Jamious Griffin	6-0	23	67	10	57	2.5	0	7	9.5
Lucas Johnson	5-2	22	74	31	43	2.0	0	13	8.6
Ahmarean Brown	9-9	1	2	0	2	2.0	0	2	0.2
Nathan Cottrell	9-0	1	0	3	-3	-3.0	0	0	-0.3
TEAM	6-0	7	0	14	-14	-2.0	0	0	-2.3
Total	9	337	1650	239	1411	4.2	11	43	156.8
Opponents	9	405	2054	158	1896	4.7	19	90	210.7

Passing	gp-gs	effic	comp-att-int	pct	yds	td	lg	avg/g
James Graham	8-5	114.14	68-144-5	47.2	952	8	59	119.0
Lucas Johnson	5-2	102.72	21-37-1	56.8	187	1	33	37.4
Tobias Oliver	9-2	84.11	11-26-2	42.3	177	0	54	19.7
Pressley Harvin III	9-0	774.40	1-1-0	100.	41	1	41	4.6
Total	9	111.53	101-208-8	48.6	1357	10	59	150.8
Opponents	9	129.97	154-252-7	61.1	1761	12	62	195.7

Receiving	gp-gs	no.	yds	avg	td	lg	avg/g
Ahmarean Brown	9-9	17	361	21.2	5	59	40.1
Adonicas Sanders	9-5	17	227	13.4	0	39	25.2
Malachi Carter	9-9	12	126	10.5	2	28	14.0
Tyler Davis	9-8	12	114	9.5	0	38	12.7
Tobias Oliver	9-2	9	95	10.6	0	37	10.6
Jordan Mason	9-9	8	45	5.6	0	11	5.0
Jalen Camp	4-4	7	134	19.1	1	33	33.5
Jerry Howard Jr.	9-1	5	87	17.4	1	54	9.7
Dylan Deveney	9-0	4	34	8.5	0	13	3.8
Nathan Cottrell	9-0	2	55	27.5	1	41	6.1
Josh Blancato	8-0	2	53	26.5	0	34	6.6
Dontae Smith	7-0	2	13	6.5	0	10	1.9
Dylan Leonard	9-0	2	6	3.0	0	3	0.7
Jamious Griffin	6-0	1	5	5.0	0	5	0.8
Jair Hawkins-Anderso	2-0	1	2	2.0	0	2	1.0
Total	9	101	1357	13.4	10	59	150.8
Opponents	9	154	1761	11.4	12	62	195.7

Punt Returns	no.	yds	avg	td	lg
Ahmarean Brown	8	23	2.9	0	23
Josh Blancato	3	16	5.3	0	8
Jerry Howard Jr.	2	26	13.0	0	0
Juanyeh Thomas	1	0	0.0	0	0
Total	14	65	4.6	0	23
Opponents	23	262	11.4	1	52

Interceptions	no.	yds	avg	td	lg
Kaleb Oliver	2	-2	-1.0	0	0
Juanyeh Thomas	1	0	0.0	0	0
Tre Swilling	1	41	41.0	0	41
David Curry	1	8	8.0	0	8
Tariq Carpenter	1	0	0.0	0	0
Antwan Owens	1	18	18.0	0	18
Total	7	65	9.3	0	41
Opponents	8	148	18.5	0	65

Kick Returns	no.	yds	avg	td	lg
Tobias Oliver	10	246	24.6	0	52
Dontae Smith	6	138	23.0	0	31
Ahmarean Brown	2	26	13.0	0	16
Nathan Cottrell	2	47	23.5	0	34
Juanyeh Thomas	2	25	12.5	0	14
Jerry Howard Jr.	1	17	17.0	0	17
Dylan Leonard	1	8	8.0	0	8
Total	24	507	21.1	0	52
Opponents	20	405	20.2	0	40

Fumble Returns	no.	yds	avg	td	lg
T.K. Chimedza	1	2	2.0	0	2
JaQuon Griffin	0	0	0.0	1	0
Total	1	2	2.0	1	2
Opponents	2	153	76.5	1	79



2019 Georgia Tech Football  
Georgia Tech Overall Individual Statistics (as of Nov 09, 2019)  
All games

Scoring	td	fg	PAT				dxp	saf	pts
			kick	rush	rcv	pass			
Jordan Mason	7	-	-	-	-	-	-	-	42
Ahmarean Brown	5	-	-	-	-	-	-	-	30
Brenton King	-	3-6	12-12	-	-	-	-	-	21
James Graham	2	-	-	-	-	1-1	-	-	12
Malachi Carter	2	-	-	-	-	-	-	-	12
Tobias Oliver	2	-	-	-	-	-	-	-	12
Jalen Camp	1	-	-	-	1	-	-	-	8
Wesley Wells	-	0-1	6-7	-	-	-	-	-	6
Nathan Cottrell	1	-	-	-	-	-	-	-	6
JaQuon Griffin	1	-	-	-	-	-	-	-	6
Jerry Howard Jr.	1	-	-	-	-	-	-	-	6
Tyler Davis	-	-	-	-	1	-	-	-	2
Charlie Thomas	-	-	-	-	-	-	-	1	2
Jordan Yates	-	-	-	-	-	0-1	-	-	0
Lucas Johnson	-	-	-	-	-	1-1	-	-	0
Total	22	3-7	18-19	-	2	2-3	-	1	165
Opponents	33	12-18	32-32	-	-	0-1	-	-	266

Total Offense	g	plays	rush	pass	total	avg/g
James Graham	8	211	164	952	1116	139.5
Jordan Mason	9	129	716	0	716	79.6
Tobias Oliver	9	81	279	177	456	50.7
Lucas Johnson	5	59	43	187	230	46.0
Jerry Howard Jr.	9	22	102	0	102	11.3
Dontae Smith	7	10	65	0	65	9.3
Jamious Griffin	6	23	57	0	57	9.5
Pressley Harvin III	9	1	0	41	41	4.6
Ahmarean Brown	9	1	2	0	2	0.2
Nathan Cottrell	9	1	-3	0	-3	-0.3
TEAM	6	7	-14	0	-14	-2.3
Total	9	545	1411	1357	2768	307.6
Opponents	9	657	1896	1761	3657	406.3

Field Goals	fg	pct.	01-19	20-29	30-39	40-49	50-99	lg	blk
Brenton King	3-6	50.0	0-0	0-0	2-3	1-2	0-1	42	0
Wesley Wells	0-1	0.0	0-0	0-0	0-1	0-0	0-0	0	0

FG Sequence	Georgia Tech	Opponents
Clemson	-	(51)
South Florida	51	(27)
The Citadel	(34),46	50,(47),(37)
Temple	-	(34)
North Carolina	-	(32),39
Duke	(42)	(33),(36)
Miami (FL)	-	34,27,25
Pittsburgh	34,(30)	(32),(49),44
Virginia	30	(24),(34)

Punting	no.	yds	avg	lg	tb	fc	i20	50+	blk
Pressley Harvin III	54	2360	43.7	57	5	14	15	15	1
TEAM	1	0	0.0	0	0	0	0	0	0
Total	55	2360	42.9	57	5	14	15	15	1
Opponents	36	1470	40.8	67	4	4	14	10	2

Kickoffs	no.	yds	avg	tb	ob	retn	net	ydln
Brenton King	17	926	54.5	1	1			
Wesley Wells	14	756	54.0	2	2			
Total	31	1682	54.3	3	3	20.2	38.8	26
Opponents	54	3346	62.0	28	0	21.1	39.6	25

Numbers in (parentheses) indicate field goal was made.

2019 Georgia Tech Football  
Georgia Tech Overall Individual Statistics (as of Nov 09, 2019)  
All games

All Purpose	g	rush	rcv	pr	kr	ir	total	avg/g
Jordan Mason	9	716	45	0	0	0	761	84.6
Tobias Oliver	9	279	95	0	246	0	620	68.9
Ahmarean Brow	9	2	361	23	26	0	412	45.8
Jerry Howard Jr.	9	102	87	26	17	0	232	25.8
Adonicas Sande	9	0	227	0	0	0	227	25.2
Dontae Smith	7	65	13	0	138	0	216	30.9
James Graham	8	164	0	0	0	0	164	20.5
Jalen Camp	4	0	134	0	0	0	134	33.5
Malachi Carter	9	0	126	0	0	0	126	14.0
Tyler Davis	9	0	114	0	0	0	114	12.7
Nathan Cottrell	9	-3	55	0	47	0	99	11.0
Josh Blancato	8	0	53	16	0	0	69	8.6
Jamious Griffin	6	57	5	0	0	0	62	10.3
Lucas Johnson	5	43	0	0	0	0	43	8.6
Tre Swilling	9	0	0	0	0	41	41	4.6
Dylan Deveney	9	0	34	0	0	0	34	3.8
Juanyeh Thoma	9	0	0	0	25	0	25	2.8
Antwan Owens	8	0	0	0	0	18	18	2.2
Dylan Leonard	9	0	6	0	8	0	14	1.6
David Curry	9	0	0	0	0	8	8	0.9
Jair Hawkins-An	2	0	2	0	0	0	2	1.0
Kaleb Oliver	8	0	0	0	0	-2	-2	-0.2
TEAM	6	-14	0	0	0	0	-14	-2.3
Total	9	1411	1357	65	507	65	3405	378.3
Opponents	9	1896	1761	262	405	148	4472	496.9

2019 Georgia Tech Football  
Georgia Tech Overall Defensive Statistics (as of Nov 09, 2019)  
All games

#	Defensive Leaders	gp-gs	Tackles				Sacks	Pass defense			Fumbles		blkd	
			ua	a	tot	tfl/yds		int-yds	brup	qbh	rcv-yds	ff	kick	saf
6	David Curry	9-9	37	37	74	3.5-10	2.0-9	1-8	1	1	1-0	1	.	.
2	Tariq Carpenter	9-8	40	13	53	2.0-4	.	1-0	3	.	.	1	.	.
25	Charlie Thomas	9-5	33	18	51	9.0-32	2.0-12	.	1	.	.	2	.	1
1	Juanyeh Thomas	9-8	35	13	48	2.0-6	.	1-0	2	.	.	1	.	.
44	Quez Jackson	9-2	19	19	38	4.0-4	.	.	.	1	.	.	.	.
10	Christian Campbell	9-4	22	13	35	2.0-6	.	.	2	.	.	.	.	.
2K	Kaleb Oliver	8-5	18	13	31	1.0-1	.	2--2	3	.	.	1	.	.
12	Bruce Jordan-Swillin	7-2	14	13	27	3.0-9	1.5-6	.	.	.	.	.	.	.
91	Kelton Dawson	9-7	15	11	26	3.0-12	1.0-7	.	.	2	.	1	.	.
93	T.K. Chimedza	9-6	11	15	26	1.5-11	1.5-11	.	.	.	1-2	.	.	.
89	Antwan Owens	8-7	10	11	21	2.5-9	1.0-7	1-18	1	1	.	.	1	.
86	Djimon Brooks	9-2	8	13	21	.	.	.	.	.	.	.	.	.
2D	Zamari Walton	9-8	16	4	20	.	.	.	3	.	.	.	.	.
3	Tre Swilling	9-9	14	4	18	2.0-7	.	1-41	9	1	.	.	.	.
38	Ajani Kerr	5-1	15	3	18	.	.	.	.	.	.	.	.	.
1X	Chico Bennett Jr	7-0	12	5	17	0.5-4	0.5-4	.	.	1	.	.	.	.
90	Brentavious Glanton	9-5	7	7	14	2.5-2	1.0-1	.	.	.	.	.	.	.
17	Demetrius Knight II	9-0	7	7	14	2.0-14	1.0-11	.	2	.	.	1	.	.
92	JaQuon Griffin	8-0	6	6	12	2.0-9	2.0-9	.	.	1	1-0	.	.	.
41	Jaquan Henderson	8-2	6	6	12	2.5-3	0.5-0	.	1	1	.	.	.	.
3Y	Sylvain Yondjouen	8-1	4	7	11	.	.	.	.	.	.	.	.	.
16	Myles Sims	8-0	9	1	10	.	.	.	1	.	.	.	.	.
42	Jordan Domineck	4-0	4	6	10	1.0-11	1.0-11	.	.	1	.	.	.	.
96	Chris Martin	8-6	4	4	8	.	.	.	.	3	.	.	.	.
13	Avery Showell	8-1	6	1	7	.	.	.	.	.	.	.	.	.
31	Nathan Cottrell	9-0	4	3	7	.	.	.	.	.	.	.	.	.
14	Jaylon King	9-0	4	3	7	.	.	.	.	.	.	.	.	.
33	Jaytlin Askew	9-0	4	1	5	.	.	.	.	.	.	.	.	.
2Y	Kenan Johnson	2-0	4	.	4	1.0-1	.	.	.	.	.	.	.	.
52	Justice Dingle	8-1	3	1	4	.	.	.	.	.	2-0	.	.	.
5	Jerry Howard Jr.	9-1	.	4	4	.	.	.	.	.	.	.	2	.
98	Ryans, C.	4-0	1	1	2	.	.	.	.	.	.	.	.	.
39	Wesley Walker	2-0	1	1	2	.	.	.	.	.	.	.	.	.
15	Malachi Carter	9-9	2	.	2	.	.	.	.	.	.	.	.	.
2B	Jordan Mason	9-9	2	.	2	.	.	.	.	.	.	.	.	.
9	Tyler Davis	9-8	1	.	1	.	.	.	.	.	.	.	.	.
8	Tobias Oliver	9-2	1	.	1	.	.	.	.	.	.	.	.	.
37	Brenton King	9-0	1	.	1	.	.	.	.	.	.	.	.	.
3K	Wesley Wells	7-0	.	1	1	.	.	.	.	.	.	.	.	.
5S	Cade Long	9-0	1	.	1	.	.	.	.	.	.	.	.	.
1S	Adonicas Sanders	9-5	1	.	1	.	.	.	.	.	.	.	.	.
28	Dontae Smith	7-0	.	1	1	.	.	.	.	.	.	.	.	.
43	Tyler Cooksey	9-0	1	.	1	.	.	.	.	.	.	.	.	.
11	Devin Smith	4-0	1	.	1	.	.	.	.	.	.	.	.	.
Total		9	404	266	670	47-155	15-88	7-65	29	13	5-2	8	3	1
Opponents		9	317	222	539	65-228	23-135	8-148	21	21	7-153	8	1	.

2019 Georgia Tech Football  
Georgia Tech Individual Season/Career Statistics (as of Nov 12, 2019)  
All games

SEASON										CAREER									
Rushing	gp	att	gain	loss	net	avg	td	lg	avg/g	gp	att	gain	loss	net	avg	td	lg	avg/g	
Jordan Mason	9	129	753	37	716	5.6	7	43	79.6	22	237	1413	38	1375	5.8	14	46	62.5	
Tobias Oliver	9	55	320	41	279	5.1	2	39	31.0	21	207	1249	94	1155	5.6	14	65	55.0	
James Graham	8	67	262	98	164	2.4	2	15	20.5	11	72	292	101	191	2.7	2	15	17.4	
Jerry Howard Jr.	9	22	104	2	102	4.6	0	20	11.3	31	152	854	13	841	5.5	7	65	27.1	
Dontae Smith	7	10	68	3	65	6.5	0	25	9.3	7	10	68	3	65	6.5	0	25	9.3	
Jamious Griffin	6	23	67	10	57	2.5	0	7	9.5	6	23	67	10	57	2.5	0	7	9.5	
Lucas Johnson	5	22	74	31	43	2.0	0	13	8.6	14	23	75	31	44	1.9	0	13	3.1	
Ahmarean Brown	9	1	2	0	2	2.0	0	2	0.2	9	1	2	0	2	2.0	0	2	0.2	
Nathan Cottrell	9	1	0	3	-3	-3.0	0	0	-0.3	44	81	650	14	636	7.9	4	69	14.5	
TEAM	6	7	0	14	-14	-2.0	0	0	-2.3										
Total	9	337	1650	239	1411	4.2	11	43	156.8										
Opponents	9	405	2054	158	1896	4.7	19	90	210.7										

Passing	gp	effic	comp	att	int	pct	yds	td	lg	avg/g	gp	effic	comp	att	int	pct	yds	td	lg	avg/g
James Graham	8	114.14	68	144	5	47.2	952	8	59	119.0	11	115.32	69	145	5	47.6	974	8	59	88.5
Lucas Johnson	5	102.72	21	37	1	56.8	187	1	33	37.4	14	102.72	21	37	1	56.8	187	1	33	13.4
Tobias Oliver	9	84.11	11	26	2	42.3	177	0	54	19.7	21	117.85	18	42	2	42.9	344	2	86	16.4
Pressley Harvin III	9	774.40	1	1	0	100.	41	1	41	4.6	32	387.20	1	2	0	50.0	41	1	41	1.3
Total	9	1111.53	101	208	8	48.6	1357	10	59	150.8										
Opponents	9	129.97	154	252	7	61.1	1761	12	62	195.7										

Receiving	gp	no.	yds	avg	td	lg	avg/g	gp	no.	yds	avg	td	lg	avg/g
Ahmarean Brown	9	17	361	21.2	5	59	40.1	9	17	361	21.2	5	59	40.1
Adonias Sanders	9	17	227	13.4	0	39	25.2	11	17	227	13.4	0	39	20.6
Malachi Carter	9	12	126	10.5	2	28	14.0	22	15	182	12.1	3	32	8.3
Tyler Davis	9	12	114	9.5	0	38	12.7	9	12	114	9.5	0	38	12.7
Tobias Oliver	9	9	95	10.6	0	37	10.6	21	9	95	10.6	0	37	4.5
Jordan Mason	9	8	45	5.6	0	11	5.0	22	9	47	5.2	0	11	2.1
Jalen Camp	4	7	134	19.1	1	33	33.5	38	19	369	19.4	1	49	9.7
Jerry Howard Jr.	9	5	87	17.4	1	54	9.7	31	10	152	15.2	1	54	4.9
Dylan Deveney	9	4	34	8.5	0	13	3.8	9	4	34	8.5	0	13	3.8
Nathan Cottrell	9	2	55	27.5	1	41	6.1	44	5	67	13.4	1	41	1.5
Josh Blacato	8	2	53	26.5	0	34	6.6	9	2	53	26.5	0	34	5.9
Dontae Smith	7	2	13	6.5	0	10	1.9	7	2	13	6.5	0	10	1.9
Dylan Leonard	9	2	6	3.0	0	3	0.7	9	2	6	3.0	0	3	0.7
Jamious Griffin	6	1	5	5.0	0	5	0.8	6	1	5	5.0	0	5	0.8
Jair Hawkins-Ander	2	1	2	2.0	0	2	1.0	8	1	2	2.0	0	2	0.2
Total	9	101	1357	13.4	10	59	150.8							
Opponents	9	154	1761	11.4	12	62	195.7							

Total Offense	g	plays	rush	pass	total	avg/g	g	plays	rush	pass	total	avg/g
James Graham	8	211	164	952	1116	139.5	11	217	191	974	1165	105.9
Jordan Mason	9	129	716	0	716	79.6	22	237	1375	0	1375	62.5
Tobias Oliver	9	81	279	177	456	50.7	21	249	1155	344	1499	71.4
Lucas Johnson	5	59	43	187	230	46.0	14	60	44	187	231	16.5
Jerry Howard Jr.	9	22	102	0	102	11.3	31	152	841	0	841	27.1
Dontae Smith	7	10	65	0	65	9.3	7	10	65	0	65	9.3
Jamious Griffin	6	23	57	0	57	9.5	6	23	57	0	57	9.5
Pressley Harvin III	9	1	0	41	41	4.6	32	3	-13	41	28	0.9
Ahmarean Brown	9	1	2	0	2	0.2	9	1	2	0	2	0.2
Nathan Cottrell	9	1	-3	0	-3	-0.3	44	81	636	0	636	14.5
TEAM	6	7	-14	0	-14	-2.3						
Total	9	545	1411	1357	2768	307.6						
Opponents	9	657	1896	1761	3657	406.3						



2019 Georgia Tech Football  
Georgia Tech Individual Season/Career Statistics (as of Nov 12, 2019)  
All games

SEASON									CAREER									
Scoring	td	fg	PAT				dxp	saf	pts	td	fg	PAT				dxp	saf	pts
			kick	rush	rcv	pass						kick	rush	rcv	pass			
Jordan Mason	7	-	-	-	-	-	-	-	42	14	-	-	-	-	-	-	-	84
Ahmarean Brown	5	-	-	-	-	-	-	-	30	5	-	-	-	-	-	-	-	30
Brenton King	-	3-6	12-12	-	-	-	-	-	21	-	9-16	37-39	-	-	-	-	-	64
Malachi Carter	2	-	-	-	-	-	-	-	12	3	-	-	-	-	-	-	-	18
Tobias Oliver	2	-	-	-	-	-	-	-	12	14	-	-	-	-	-	-	-	84
James Graham	2	-	-	-	-	1-1	-	-	12	2	-	-	-	-	1-1	-	-	12
Jalen Camp	1	-	-	-	1	-	-	-	8	1	-	-	-	1	-	-	-	8
Jerry Howard Jr.	1	-	-	-	-	-	-	-	6	8	-	-	-	-	-	-	-	48
JaQuon Griffin	1	-	-	-	-	-	-	-	6	1	-	-	-	-	-	-	-	6
Nathan Cottrell	1	-	-	-	-	-	-	-	6	5	-	-	-	-	-	-	-	30
Wesley Wells	-	0-1	6-7	-	-	-	-	-	6	-	9-10	45-46	-	-	-	-	-	72
Charlie Thomas	-	-	-	-	-	-	-	1	2	-	-	-	-	-	-	-	1	2
Tyler Davis	-	-	-	-	1	-	-	-	2	-	-	-	-	1	-	-	-	2
Jordan Yates	-	-	-	-	-	0-1	-	-	0	-	-	-	-	-	0-1	-	-	0
Lucas Johnson	-	-	-	-	-	1-1	-	-	0	-	-	-	-	-	1-1	-	-	0
Total	22	3-7	18-19	-	2	2-3	-	1	165									
Opponents	33	12-18	32-32	-	-	0-1	-	-	266									

Punt Returns	no.	yds	avg	td	lg	no.	yds	avg	td	lg
Ahmarean Brown	8	23	2.9	0	23	8	23	2.9	0	23
Josh Blancato	3	16	5.3	0	8	3	16	5.3	0	8
Jerry Howard Jr.	2	26	13.0	0	0	2	26	13.0	0	0
Juanyeh Thomas	1	0	0.0	0	0	6	43	7.2	0	25
Total	14	65	4.6	0	23					
Opponents	23	262	11.4	1	52					

Kick Returns	no.	yds	avg	td	lg	no.	yds	avg	td	lg
Tobias Oliver	10	246	24.6	0	52	10	246	24.6	0	52
Dontae Smith	6	138	23.0	0	31	6	138	23.0	0	31
Juanyeh Thomas	2	25	12.5	0	14	26	631	24.3	2	100
Nathan Cottrell	2	47	23.5	0	34	34	704	20.7	0	35
Ahmarean Brown	2	26	13.0	0	16	2	26	13.0	0	16
Dylan Leonard	1	8	8.0	0	8	1	8	8.0	0	8
Jerry Howard Jr.	1	17	17.0	0	17	5	81	16.2	0	20
Total	24	507	21.1	0	52					
Opponents	20	405	20.2	0	40					

Interceptions	no.	yds	avg	td	lg	no.	yds	avg	td	lg
Kaleb Oliver	2	-2	-1.0	0	0	3	23	7.7	0	25
Tre Swilling	1	41	41.0	0	41	2	41	20.5	0	41
Tariq Carpenter	1	0	0.0	0	0	3	6	2.0	0	6
David Curry	1	8	8.0	0	8	2	8	4.0	0	8
Juanyeh Thomas	1	0	0.0	0	0	2	95	47.5	1	95
Antwan Owens	1	18	18.0	0	18	1	18	18.0	0	18
Total	7	65	9.3	0	41					
Opponents	8	148	18.5	0	65					

Fumble Returns	no.	yds	avg	td	lg	no.	yds	avg	td	lg
T.K. Chimedza	1	2	2.0	0	2	1	2	2.0	0	2
JaQuon Griffin	0	0	0.0	1	0	0	0	0.0	1	0
Total	1	2	2.0	1	2					
Opponents	2	153	76.5	1	79					

2019 Georgia Tech Football  
Georgia Tech Individual Season/Career Statistics (as of Nov 12, 2019)  
All games

	SEASON								CAREER							
All Purpose	g	rush	rcv	pr	kr	ir	total	avg/g	g	rush	rcv	pr	kr	ir	total	avg/g
Jordan Mason	9	716	45	0	0	0	761	84.6	22	1375	47	0	0	0	1422	64.6
Tobias Oliver	9	279	95	0	246	0	620	68.9	21	1155	95	0	246	0	1496	71.2
Ahmarean Br	9	2	361	23	26	0	412	45.8	9	2	361	23	26	0	412	45.8
Jerry Howard	9	102	87	26	17	0	232	25.8	31	841	152	26	81	0	1100	35.5
Adonidas San	9	0	227	0	0	0	227	25.2	11	0	227	0	0	0	227	20.6
Dontae Smith	7	65	13	0	138	0	216	30.9	7	65	13	0	138	0	216	30.9
James Graha	8	164	0	0	0	0	164	20.5	11	191	0	0	0	0	191	17.4
Jalen Camp	4	0	134	0	0	0	134	33.5	38	3	369	0	-9	0	363	9.6
Malachi Carte	9	0	126	0	0	0	126	14.0	22	0	182	0	0	0	182	8.3
Tyler Davis	9	0	114	0	0	0	114	12.7	9	0	114	0	0	0	114	12.7
Nathan Cottre	9	-3	55	0	47	0	99	11.0	44	636	67	1	704	0	1408	32.0
Josh Blancato	8	0	53	16	0	0	69	8.6	9	-1	53	16	0	0	68	7.6
Jamious Griffi	6	57	5	0	0	0	62	10.3	6	57	5	0	0	0	62	10.3
Lucas Johnso	5	43	0	0	0	0	43	8.6	14	44	0	0	0	0	44	3.1
Tre Swilling	9	0	0	0	0	41	41	4.6	21	0	0	0	0	41	41	2.0
Dylan Devene	9	0	34	0	0	0	34	3.8	9	0	34	0	0	0	34	3.8
Juanyeh Tho	9	0	0	0	25	0	25	2.8	22	0	0	43	631	95	769	35.0
Antwan Owen	8	0	0	0	0	18	18	2.2	29	-2	0	0	0	18	16	0.6
Dylan Leonar	9	0	6	0	8	0	14	1.6	9	0	6	0	8	0	14	1.6
David Curry	9	0	0	0	0	8	8	0.9	35	0	0	0	0	8	8	0.2
Jair Hawkins-	2	0	2	0	0	0	2	1.0	8	0	2	0	0	0	2	0.2
Kaleb Oliver	8	0	0	0	0	-2	-2	-0.2	21	0	0	0	0	23	23	1.1
TEAM	6	-14	0	0	0	0	-14	-2.3								
Total	9	1411	1357	65	507	65	3405	378.3								
Opponents	9	1896	1761	262	405	148	4472	496.9								

Field Goals	att	good	long	blkd	att	good	long	blkd
Brenton King	6	3	42	0	16	9	42	0
Wesley Wells	1	0	0	0	10	9	48	0
Total	7	3	42	0				
Opponents	18	12	51	1				

Punting	no.	yds	avg	lg	blk	no.	yds	avg	lg	blk
Pressley Harvin III	54	236	43.7	57	1	139	6012	43.3	62	1
TEAM	1	0	0.0	0	0					
Total	55	236	42.9	57	1					
Opponents	36	147	40.8	67	2					

Kickoffs	no.	yds	avg	tb	ob	no.	yds	avg	tb	ob
Brenton King	17	926	54.5	1	1	41	2348	57.3	2	2
Wesley Wells	14	756	54.0	2	2	19	1045	55.0	3	2
Total	31	1682	54.3	3	3					
Opponents	54	334	62.0	28	0					

All games

#	Defensive Leaders	gp	ua	a total	tfl sack	int	pb	fr	ff blk
6	David Curry	9	37	37	7 3.5	2.	1 1	1 1	.
2	Tariq Carpenter	9	40	13	5 2.0	.	1 3	. 1	.
25	Charlie Thomas	9	33	18	5 9.0	2.	. 1	. 2	.
1	Juaneyh Thomas	9	35	13	4 2.0	.	1 2	. 1	.
44	Quez Jackson	9	19	19	3 4.0	.	.	.	.
10	Christian Campbell	9	22	13	3 2.0	.	. 2	.	.
2K	Kaleb Oliver	8	18	13	3 1.0	.	2 3	. 1	.
12	Bruce Jordan-Swilli	7	14	13	2 3.0	1.	.	.	.
91	Kelton Dawson	9	15	11	2 3.0	1.	.	. 1	.
93	T.K. Chimedza	9	11	15	2 1.5	1.	.	. 1	.
90	Djimon Brooks	9	8	13	2 0.0	.	.	.	.
89	Antwan Owens	8	10	11	2 2.5	1.	1 1	. . 1	.
2D	Zamari Walton	9	16	4	2 0.0	.	. 3	. .	.
3	Tre Swilling	9	14	4	1 2.0	.	1 9	. .	.
38	Ajani Kerr	5	15	3	1 0.0	.	.	.	.
1X	Chico Bennett Jr	7	12	5	1 0.5	0.	.	.	.
97	Brentavious Glanto	9	7	7	1 2.5	1.	.	.	.
17	Demetrius Knight II	9	7	7	1 2.0	1.	. 2	. 1	.
41	Jaquan Henderson	8	6	6	1 2.5	0.	. 1	. .	.
92	JaQuon Griffin	8	6	6	1 2.0	2.	. . 1	. .	.
3Y	Sylvain Yondjouen	8	4	7	1 0.0	.	.	.	.
16	Myles Sims	8	9	1	1 0.0	.	. 1	. .	.
42	Jordan Domineck	4	4	6	1 1.0	1.	.	.	.
96	Chris Martin	8	4	4	8 0.0	.	.	.	.
14	Jaylon King	9	4	3	7 0.0	.	.	.	.
31	Nathan Cottrell	9	4	3	7 0.0	.	.	.	.
13	Avery Showell	8	6	1	7 0.0	.	.	.	.
33	Jaylin Askew	9	4	1	5 0.0	.	.	.	.
34	Kenan Johnson	2	4	.	4 1.0	.	.	.	.
5	Jerry Howard Jr.	9	.	4	4 0.0	.	.	.	2
52	Justice Dingle	8	3	1	4 0.0	.	.	. 2	.
39	Wesley Walker	2	1	1	2 0.0	.	.	.	.
98	Ryans, C.	4	1	1	2 0.0	.	.	.	.
2B	Jordan Mason	9	2	.	2 0.0	.	.	.	.
15	Malachi Carter	9	2	.	2 0.0	.	.	.	.
1S	Adonicas Sanders	9	1	.	1 0.0	.	.	.	.
8	Tobias Oliver	9	1	.	1 0.0	.	.	.	.
37	Brenton King	9	1	.	1 0.0	.	.	.	.
9	Tyler Davis	9	1	.	1 0.0	.	.	.	.
11	Devin Smith	4	1	.	1 0.0	.	.	.	.
28	Dontae Smith	7	.	1	1 0.0	.	.	.	.
43	Tyler Cooksey	9	1	.	1 0.0	.	.	.	.
5S	Cade Long	9	1	.	1 0.0	.	.	.	.
3K	Wesley Wells	7	.	1	1 0.0	.	.	.	.
Total		9	40	26	67 47	15	7 2	5 8	3
Opponents		9	31	22	53 65	23	8 2	7 8	1

2019 Georgia Tech Football  
Georgia Tech Passing Game-by-Game (as of Nov 09, 2019)  
All games

# 4 Graham, J.	Comp	Att	Int	Pct	Yards	TD	Long	Sacked	Effic
Clemson	4	7	0	57.1	72	1	34	1-1	190.69
South Florida	1	1	0	100.0	20	0	20	2-17	268.00
Temple	10	24	1	41.7	100	0	27	2-10	68.33
North Carolina	11	24	2	45.8	171	2	39	2-14	116.52
Duke	15	35	0	42.9	206	1	40	4-24	101.73
Miami (FL)	9	18	0	50.0	97	1	35	3-17	113.60
Pittsburgh	3	13	1	23.1	57	1	51	1-5	69.91
Virginia	15	22	1	68.2	229	2	59	0-0	176.53
TOTALS	68	144	5	47.2	952	8	59	15-88	114.14

# 7 Johnson, L.	Comp	Att	Int	Pct	Yards	TD	Long	Sacked	Effic
Clemson	0	2	0	0.0	0	0	0	0-0	0.00
South Florida	11	17	1	64.7	45	0	11	0-0	75.18
The Citadel	5	10	0	50.0	91	1	33	3-22	159.44
Pittsburgh	5	8	0	62.5	51	0	15	1-3	116.05
TOTALS	21	37	1	56.8	187	1	33	4-25	102.72

# 8 Oliver, T.	Comp	Att	Int	Pct	Yards	TD	Long	Sacked	Effic
Clemson	3	9	2	33.3	65	0	54	3-21	49.56
South Florida	2	3	0	66.7	11	0	6	0-0	97.47
The Citadel	2	3	0	66.7	27	0	29	0-0	142.27
Temple	4	11	0	36.4	74	0	42	1-1	92.87
TOTALS	11	26	2	42.3	177	0	54	4-22	84.11

# 27 Harvin III, P.	Comp	Att	Int	Pct	Yards	TD	Long	Sacked	Effic
Miami (FL)	1	1	0	100.0	41	1	41	0-0	774.40
TOTALS	1	1	0	100.0	41	1	41	0-0	774.40

2019 Georgia Tech Football  
Georgia Tech Rushing/Receiving Game-by-Game (as of Nov 09, 2019)  
All games

RUSHING	No-Yds/TD	CU	USF	CIT	TEM	NC	DU	UM	UP	VA
Mason, J. RB	129-716/7	13-72/1	20-99/1	11-78/2	5-8/0	8-62/1	18-106/0	20-141/1	15-56/0	19-94/1
Oliver, T. QB	55-279/2	20-56/0	9-48/1	11-92/0	11-68/0	3-11/0	1-4/1	-	-	-
Graham, J. QB	67-164/2	4-15/0	6-2/0	DNP	4--2/0	13-48/0	12-6/1	12-23/0	8-30/0	8-42/1
Howard, J. RB	22-102/0	4-15/0	1-1/0	2-12/0	1-4/0	3-31/0	4-16/0	5-22/0	1--1/0	1-2/0
Smith, Dontae RB	10-65/0	-	-	1--2/0	7-35/0	-	2-32/0	-	DNP	DNP
Griffin, J. RB	23-57/0	2-1/0	DNP	DNP	6-20/0	1--1/0	3-9/0	8-21/0	DNP	3-7/0
Johnson, L. QB	22-43/0	1-1/0	9-36/0	7-5/0	DNP	DNP	DNP	-	5-1/0	DNP
Brown, Ah. WR	1-2/0	-	1-2/0	-	-	-	-	-	-	-
Cottrell, N. RB	1--3/0	1--3/0	-	-	-	-	-	-	-	-
TEAM	7--14/0	DNP	3--7/0	1--2/0	1--2/0	1--1/0	-	DNP	DNP	1--2/0

RECEIVING	No-Yds/TD	CU	USF	CIT	TEM	NC	DU	UM	UP	VA
Brown, Ah. WR	17-361/5	1-28/1	2-26/0	1-10/0	3-64/0	1-32/1	1-40/0	3-41/1	4-61/1	1-59/1
Sanders, A. WR	17-227/0	-	1-6/0	-	2-19/0	3-67/0	3-69/0	2-30/0	1-15/0	5-21/0
Camp, J. WR	7-134/1	-	-	3-71/1	4-63/0	DNP	DNP	DNP	DNP	DNP
Carter, M. WR	12-126/2	1-11/0	3-6/0	1-28/0	3-11/0	3-45/1	-	-	-	1-25/1
Davis, T. TE	12-114/0	1-7/0	1-11/0	1--2/0	-	1-5/0	4-29/0	-	1-10/0	3-54/0
Oliver, T. QB	9-95/0	-	-	-	-	1-9/0	1-10/0	2-11/0	1-8/0	4-57/0
Howard, J. RB	5-87/1	2-57/0	1--1/0	-	-	-	2-31/1	-	-	-
Cottrell, N. RB	2-55/1	-	-	-	-	-	-	1-41/1	1-14/0	-
Blancato, J. WR	2-53/0	1-34/0	-	-	-	-	1-19/0	-	-	DNP
Mason, J. RB	8-45/0	1-0/0	3-15/0	1-11/0	2-17/0	-	1-2/0	-	-	-
Deveney, D. TE	4-34/0	-	1-0/0	-	-	1-11/0	-	1-10/0	-	1-13/0
Smith, Dontae RB	2-13/0	-	1-10/0	-	-	-	1-3/0	-	DNP	DNP
Leonard, D. TE	2-6/0	-	1-3/0	-	-	-	1-3/0	-	-	-
Griffin, J. RB	1-5/0	-	DNP	DNP	-	-	-	1-5/0	DNP	-
Hawkins-Anderso WR	1-2/0	DNP	-	DNP	DNP	1-2/0	DNP	DNP	DNP	DNP



2019 Georgia Tech Football  
Georgia Tech Total Tackles Game-by-Game (as of Nov 09, 2019)  
All games

Total Tackles	UA-A	Total	CU	USF	CIT	TEM	NC	DU	UM	UP	VA
Curry, D. LB	37-37	74	2-3	2-1	6-8	4-3	8-8	2-3	3-2	7-3	3-6
Carpenter, T. DB	40-13	53	5-1	7-0	5-0	1-0	4-3	5-2	6-1	4-2	3-4
Thomas, C. LB	33-18	51	4-2	7-2	4-2	3-4	3-3	5-1	3-0	3-1	1-3
Thomas, Jua. DB	35-13	48	3-1	4-1	1-1	4-1	3-3	2-1	5-1	8-0	5-4
Jackson, Q. LB	19-19	38	1-2	2-0	4-3	3-2	0-1	4-5	2-1	2-2	1-3
Campbell, C. DB	22-13	35	1-0	1-0	3-1	5-2	3-2	2-2	1-2	4-0	2-4
Oliver, K. DB	18-13	31	4-2	2-0	3-5	0-1	4-0	1-3	2-0	2-2	DNP
Jordan-Swilling LB	14-13	27	1-2	1-0	1-4	4-2	4-1	2-4	1-0	DNP	DNP
Dawson, K. DL	15-11	26	-	1-2	4-1	2-1	4-1	2-4	0-1	1-0	1-1
Chimedza, T.K. DL	11-15	26	2-0	2-2	1-3	1-2	2-0	0-1	1-1	2-0	0-6
Brooks, D. DL	8-13	21	1-1	-	0-2	0-1	1-0	2-3	1-0	2-1	1-5
Owens, A. DL	10-11	21	4-1	-	3-3	0-2	0-2	-	2-2	1-1	DNP
Walton, Z. DB	16-4	20	2-1	1-0	-	1-1	3-1	-	2-1	2-0	5-0
Swilling, T. DB	14-4	18	2-0	-	-	2-1	3-2	3-0	2-0	1-0	1-1
Kerr, A. DB	15-3	18	2-1	3-0	5-0	1-1	4-1	DNP	DNP	DNP	DNP
Bennett, C.	12-5	17	4-0	1-1	2-1	2-3	1-0	2-0	-	DNP	DNP
Knight, D. LB	7-7	14	1-0	1-0	-	-	1-0	1-5	1-0	1-0	1-2
Glanton, B. DL	7-7	14	0-3	1-1	0-1	1-1	2-0	0-1	-	3-0	-
Griffin, JaQ. DL	6-6	12	1-0	DNP	0-3	-	0-2	-	3-1	1-0	1-0
Henderson, J. DL	6-6	12	3-1	-	2-3	-	DNP	0-1	-	-	1-1
Yondjouen, S. DL	4-7	11	DNP	-	-	1-2	-	2-2	-	1-0	0-3
Domineck, J. LB	4-6	10	DNP	1-0	DNP	DNP	DNP	DNP	1-0	1-0	1-6
Sims, M. DB	9-1	10	-	1-0	DNP	1-0	2-0	-	1-0	1-0	3-1
Martin, C. DL	4-4	8	0-1	-	2-2	2-0	-	0-1	-	-	DNP
King, J. DB	4-3	7	1-0	-	-	-	1-2	-	-	2-0	0-1
Cottrell, N.	4-3	7	-	-	0-1	1-0	0-1	-	0-1	2-0	1-0
Showell, A. DB	6-1	7	1-0	-	1-0	-	DNP	2-1	1-0	-	1-0
Askew, J. DB	4-1	5	-	-	1-0	1-0	-	-	0-1	1-0	1-0
Dingle, J. DL	3-1	4	-	-	-	DNP	1-0	1-1	-	1-0	-
Johnson, K. DB	4-0	4	3-0	1-0	DNP	DNP	DNP	DNP	DNP	DNP	DNP
Howard, J.	0-4	4	-	-	-	-	0-1	0-3	-	-	-
Walker, W. DB	1-1	2	DNP	DNP	-	DNP	DNP	DNP	DNP	DNP	1-1
Mason, J.	2-0	2	1-0	-	-	-	-	-	-	1-0	-
Carter, M.	2-0	2	-	1-0	-	-	-	-	-	-	1-0
Ryans, C.	1-1	2	DNP	DNP	DNP	-	1-0	0-1	DNP	DNP	-
Cooksey, T.	1-0	1	-	-	-	-	1-0	-	-	-	-
Sanders, A.	1-0	1	-	-	-	-	-	-	-	1-0	-
Smith, Dontae	0-1	1	-	-	-	-	-	0-1	-	DNP	DNP
Oliver, T.	1-0	1	1-0	-	-	-	-	-	-	-	-
Long, C.	1-0	1	-	-	-	1-0	-	-	-	-	-
Wells, W.	0-1	1	-	DNP	-	DNP	-	-	0-1	-	-
Davis, T.	1-0	1	-	-	-	-	-	-	1-0	-	-
Smith, Devin DB	1-0	1	DNP	DNP	DNP	1-0	DNP	DNP	-	-	-
King, B.	1-0	1	1-0	-	-	-	-	-	-	-	-

2019 Georgia Tech Football  
Georgia Tech Team Game-by-Game (as of Nov 09, 2019)  
All games

TEAM STATISTICS

Date	Opponent	Rushing				Receiving				Passing				Kick Returns				Punt Returns				tot off
		no.	yds	td	lg	no.	yds	td	lg	cmp-att-int	yds	td	lg	no.	yds	td	lg	no.	yds	td	lg	
Aug 29	at Clemson	45	157	1	39	7	137	1	54	7-18-2	137	1	54	3	40	0	16	1	0	0	0	294
Sep 07	SOUTH FLORIDA	49	181	2	32	14	76	0	20	14-21-1	76	0	20	2	34	0	18	5	23	0	23	257
Sep 14	THE CITADEL	33	183	2	25	7	118	1	33	7-13-0	118	1	33	4	157	0	52	2	0	0	3	301
Sep 28	at Temple	35	131	0	17	14	174	0	42	14-35-1	174	0	42	3	50	0	21	0	0	0	0	305
Oct 05	NORTH CAROLINA	29	150	1	43	11	171	2	39	11-24-2	171	2	39	5	110	0	31	3	16	0	8	321
Oct 12	at Duke	40	173	2	25	15	206	1	40	15-35-0	206	1	40	2	37	0	26	1	9	0	0	379
Oct 19	at Miami (FL)	45	207	1	22	10	138	2	41	10-19-0	138	2	41	1	8	0	8	0	0	0	0	345
Nov 02	PITTSBURGH	29	86	0	18	8	108	1	51	8-21-1	108	1	51	3	54	0	25	2	17	0	0	194
Nov 09	at Virginia	32	143	2	28	15	229	2	59	15-22-1	229	2	59	1	17	0	17	0	0	0	0	372
Opponents		337	1411	11	43	101	1357	10	59	101-208-8	1357	10	59	24	507	0	52	14	65	0	23	2768
		405	1896	19	90	154	1761	12	62	154-252-7	1761	12	62	20	405	0	40	23	262	1	52	3657

Games: 9 • Avg/rush: 4.2 • Avg/catch: 13.4 • Pass effic: 111.53 • KR avg: 21.1 • PR avg: 4.6 • All purpose avg/game: 378.3 • Total offense avg/gm: 307.6

Date	Opponent	Tackles				Sacks no-yds	Fumble		Pass Defense			blkd kick	PAT Attempts			off		
		ua	a	total	tfl-yds		ff	fr-yds	int-yds	qbh	brup		kick	rush	rcv	saf	t/o	pts
Aug 29	at Clemson	51	22	73	6.0-7	0.0-0	1	1-0	2-39	0	2	0	2-2	0	0	0	0	14
Sep 07	SOUTH FLORIDA	40	10	50	9.0-31	4.0-22	2	2-2	0-0	2	4	0	2-2	0	0	0	0	14
Sep 14	THE CITADEL	48	44	92	4.0-14	1.0-4	2	0-0	1-8	0	1	0	1-2	0	1	0	0	24
Sep 28	at Temple	42	30	72	3.0-9	1.0-6	0	0-0	1-0	3	3	0	0-0	0	0	1	0	2
Oct 05	NORTH CAROLINA	56	34	90	7.0-24	1.0-7	1	0-0	1-18	2	3	0	2-2	0	1	0	0	22
Oct 12	at Duke	38	46	84	3.0-7	2.0-6	0	0-0	0-0	1	4	1	2-2	0	0	0	0	23
Oct 19	at Miami (FL)	39	16	55	6.0-31	3.0-26	1	1-0	0-0	4	6	1	4-4	0	0	0	7	28
Nov 02	PITTSBURGH	55	12	67	4.0-17	1.0-7	1	1-0	2-0	1	0	1	1-1	0	0	0	7	10
Nov 09	at Virginia	35	52	87	5.0-15	2.0-10	0	0-0	0-0	0	6	0	4-4	0	0	0	0	28
Opponents		404	266	670	47.0-155	15.0-88	8	5-2	7-65	13	29	3	18-19	0	2	1	14	165
		317	222	539	65.0-228	23.0-135	8	7-153	8-148	21	21	1	32-32	0	0	0	52	266

		Punting										Field Goals			Kickoffs				
Date	Opponent	no.	yds	avg	long	blkd	tb	fc	50+	i20	md-att	long	blkd	no.	yds	avg	tb	ob	
Aug 29	at Clemson	8	345	43.1	51	0	1	5	1	2	0-0	0	0	3	170	56.7	0	0	
Sep 07	SOUTH FLORIDA	6	248	41.3	55	0	0	0	2	4	0-1	0	0	3	155	51.7	0	0	
Sep 14	THE CITADEL	4	161	40.2	51	0	1	1	1	2	1-2	34	0	4	185	46.2	1	0	
Sep 28	at Temple	6	260	43.3	53	0	0	2	2	2	0-0	0	0	1	55	55.0	0	1	
Oct 05	NORTH CAROLINA	7	294	42.0	51	0	1	2	1	1	0-0	0	0	3	189	63.0	0	0	
Oct 12	at Duke	6	257	42.8	54	1	0	1	4	0	1-1	42	0	5	256	51.2	0	1	
Oct 19	at Miami (FL)	6	273	45.5	57	0	1	1	1	1	0-0	0	0	4	224	56.0	2	0	
Nov 02	PITTSBURGH	8	371	46.4	57	0	1	1	2	2	1-2	30	0	3	161	53.7	0	1	
Nov 09	at Virginia	4	151	37.8	53	0	0	1	1	1	0-1	0	0	5	287	57.4	0	0	
		55	2360	42.9	57	1	5	14	15	15	3-7	42	0	31	1682	54.3	3	3	
Opponents		36	1470	40.8	67	2	4	4	10	14	12-18	51	1	54	3346	62.0	28	0	

# 2019 Georgia Tech Football

## Georgia Tech Opponent Game-by-Game (as of Nov 09, 2019)

### All games

#### OPPONENT STATISTICS

Date	Opponent	Rushing				Receiving				Passing				Kick Returns				Punt Returns				tot off
		no.	yds	td	lg	no.	yds	td	lg	cmp-att-int	yds	td	lg	no.	yds	td	lg	no.	yds	td	lg	
Aug 29	at Clemson	49	411	5	90	18	221	2	62	18-30-2	221	2	62	3	58	0	32	1	8	0	8	632
Sep 07	SOUTH FLORIDA	30	92	0	48	16	169	1	54	16-25-0	169	1	54	2	43	0	22	3	8	0	8	261
Sep 14	THE CITADEL	71	320	2	25	1	30	1	30	1-4-1	30	1	30	0	0	0	0	1	1	0	1	350
Sep 28	at Temple	49	195	2	18	9	127	0	38	9-22-1	127	0	38	0	0	0	0	2	16	0	15	322
Oct 05	NORTH CAROLINA	46	211	1	32	33	376	4	41	33-51-1	376	4	41	3	65	0	27	2	20	0	12	587
Oct 12	at Duke	55	197	4	38	11	176	0	42	11-20-0	176	0	42	3	59	0	22	4	75	1	32	373
Oct 19	at Miami (FL)	32	157	1	42	17	200	2	50	17-31-0	200	2	50	2	29	0	16	2	68	0	52	357
Nov 02	PITTSBURGH	36	158	1	61	25	204	1	23	25-34-2	204	1	23	2	22	0	22	5	57	0	24	362
Nov 09	at Virginia	37	155	3	43	24	258	1	35	24-35-0	258	1	35	5	129	0	40	3	9	0	10	413
Georgia Tech		405	1896	19	90	154	1761	12	62	154-252-7	1761	12	62	20	405	0	40	23	262	1	52	3657
		337	1411	11	43	101	1357	10	59	101-208-8	1357	10	59	24	507	0	52	14	65	0	23	2768

Games: 9 • Avg/rush: 4.7 • Avg/catch: 11.4 • Pass effic: 129.97 • KR avg: 20.2 • PR avg: 11.4 • All purpose avg/game: 496.9 • Total offense avg/gm: 406.3

Date	Opponent	Tackles				Sacks no-yds	Fumble		Pass Defense			blkd kick	PAT Attempts			off		
		ua	a	total	tfl-yds		ff	fr-yds	int-yds	qbh	brup		kick	rush	rcv	saf	t/o	pts
Aug 29	at Clemson	37	34	71	8.0-43	4.0-22	1	2-0	2-19	1	3	0	7-7	0	0	0	21	52
Sep 07	SOUTH FLORIDA	55	20	75	13.0-37	2.0-17	1	1-0	1-6	0	3	0	1-1	0	0	0	7	10
Sep 14	THE CITADEL	34	14	48	6.0-27	3.0-22	0	0-0	0-0	1	3	0	3-3	0	0	0	0	27
Sep 28	at Temple	45	10	55	6.0-15	3.0-11	2	2-74	1-65	5	2	0	3-3	0	0	0	7	24
Oct 05	NORTH CAROLINA	32	22	54	6.0-20	2.0-14	0	0-0	2-0	1	2	0	5-5	0	0	0	7	38
Oct 12	at Duke	30	36	66	10.0-35	4.0-24	2	0-0	0-0	8	5	1	5-5	0	0	0	0	41
Oct 19	at Miami (FL)	35	26	61	8.0-25	3.0-17	1	1-0	0-0	3	2	0	3-3	0	0	0	0	21
Nov 02	PITTSBURGH	33	14	47	6.0-17	2.0-8	1	1-79	1-21	2	1	0	2-2	0	0	0	3	20
Nov 09	at Virginia	16	46	62	2.0-9	0.0-0	0	0-0	1-37	0	0	0	3-3	0	0	0	7	33
Georgia Tech		317	222	539	65.0-228	23.0-135	8	7-153	8-148	21	21	1	32-32	0	0	0	52	266
		404	266	670	47.0-155	15.0-88	8	5-2	7-65	13	29	3	18-19	0	2	1	14	165

		Punting									Field Goals			Kickoffs				
Date	Opponent	no.	yds	avg	long	blkd	tb	fc	50+	i20	md-att	long	blkd	no.	yds	avg	tb	ob
Aug 29	at Clemson	3	120	40.0	43	0	0	0	0	2	1-1	51	0	9	585	65.0	6	0
Sep 07	SOUTH FLORIDA	7	361	51.6	60	0	1	0	5	2	1-1	27	0	3	150	50.0	0	0
Sep 14	THE CITADEL	3	114	38.0	47	0	0	0	0	0	2-3	47	0	5	322	64.4	1	0
Sep 28	at Temple	4	148	37.0	40	0	0	0	0	1	1-1	34	0	6	391	65.2	3	0
Oct 05	NORTH CAROLINA	4	158	39.5	51	0	0	0	1	1	1-2	32	0	7	432	61.7	2	0
Oct 12	at Duke	5	201	40.2	52	1	2	1	3	2	2-2	36	0	8	487	60.9	5	0
Oct 19	at Miami (FL)	3	130	43.3	67	0	0	0	1	3	0-3	0	1	4	231	57.8	3	0
Nov 02	PITTSBURGH	4	120	30.0	43	1	1	1	0	1	2-3	49	0	5	308	61.6	2	0
Nov 09	at Virginia	3	118	39.3	45	0	0	2	0	2	2-2	34	0	7	440	62.9	6	0
		36	1470	40.8	67	2	4	4	10	14	12-18	51	1	54	3346	62.0	28	0
Georgia Tech		55	2360	42.9	57	1	5	14	15	15	3-7	42	0	31	1682	54.3	3	3

2019 Georgia Tech Football  
Georgia Tech Team Game-by-Game Comparison (as of Nov 09, 2019)  
All games

Opponent	Score	First Downs				Rushing Number-Yards	Passing		Total Offense Plays-Yards	Return Yards	Turn- Overs
		Total	Rush	Pass	Pen		Comp-Att-Int	Yards			
Clemson	14 - 52	13 / 29	8 / 20	5 / 9	0 / 0	45-157 / 49-411	7-18-2 / 18-30-2	137 / 221	63-294 / 79-632	79 / 85	4 / 3
SOUTH FLORIDA	14 - 10	21 / 11	13 / 4	2 / 6	6 / 1	49-181 / 30-92	14-21-1 / 16-25-0	76 / 169	70-257 / 55-261	59 / 57	2 / 2
THE CITADEL	24 - 27	14 / 25	10 / 21	4 / 1	0 / 3	33-183 / 71-320	7-13-0 / 1-4-1	118 / 30	46-301 / 75-350	165 / 1	0 / 1
Temple	2 - 24	18 / 17	5 / 9	11 / 6	2 / 2	35-131 / 49-195	14-35-1 / 9-22-1	174 / 127	70-305 / 71-322	50 / 155	3 / 1
NORTH CAROLINA	22 - 38	14 / 34	7 / 14	7 / 19	0 / 1	29-150 / 46-211	11-24-2 / 33-51-1	171 / 376	53-321 / 97-587	144 / 85	2 / 1
Duke	23 - 41	20 / 20	11 / 13	9 / 5	0 / 2	40-173 / 55-197	15-35-0 / 11-20-0	206 / 176	75-379 / 75-373	46 / 134	0 / 0
Miami (FL)	28 - 21	18 / 21	12 / 6	4 / 11	2 / 4	45-207 / 32-157	10-19-0 / 17-31-0	138 / 200	64-345 / 63-357	8 / 97	1 / 1
PITTSBURGH	10 - 20	10 / 18	3 / 8	4 / 10	3 / 0	29-86 / 36-158	8-21-1 / 25-34-2	108 / 204	50-194 / 70-362	71 / 179	2 / 3
Virginia	28 - 33	19 / 25	8 / 8	8 / 13	3 / 4	32-143 / 37-155	15-22-1 / 24-35-0	229 / 258	54-372 / 72-413	17 / 175	1 / 0
Totals	165 - 266	147 / 200	77 / 103	54 / 80	16 / 17	337-1411 / 405-1896	101-208-8 / 154-252-7	1357 / 1761	545-2768 / 657-3657	639 / 968	15 / 12

Opponent	3rd Down Conversions	4th Down Conversions	Time of Possession	TOP Margin	Avg Yds/Rush	Avg Yds/Pass	Avg Yds/Play	Punting Number-Avg	Penalties Number-Yards	Sacks
Clemson	5-16 / 6-12	0-2 / 1-2	27:12 / 32:48	-5:36	3.5 / 8.4	7.6 / 7.4	4.7 / 8.0	8-43.1 / 3-40.0	2-10 / 6-43	0 / 4
SOUTH FLORIDA	5-14 / 4-15	0-0 / 2-2	32:35 / 27:25	5:10	3.7 / 3.1	3.6 / 6.8	3.7 / 4.7	6-41.3 / 7-51.6	2-20 / 9-95	4 / 2
THE CITADEL	3-9 / 8-16	0-1 / 1-1	18:10 / 41:50	-23:40	5.5 / 4.5	9.1 / 7.5	6.5 / 4.7	4-40.2 / 3-38.0	8-80 / 5-55	1 / 3
Temple	2-14 / 7-16	2-4 / 2-3	27:01 / 32:59	-5:58	3.7 / 4.0	5.0 / 5.8	4.4 / 4.5	6-43.3 / 4-37.0	4-38 / 10-70	1 / 3
NORTH CAROLINA	4-11 / 11-19	0-0 / 1-1	23:06 / 36:54	-13:48	5.2 / 4.6	7.1 / 7.4	6.1 / 6.1	7-42.0 / 4-39.5	3-25 / 6-61	1 / 2
Duke	8-18 / 6-16	0-2 / 3-3	27:32 / 32:28	-4:56	4.3 / 3.6	5.9 / 8.8	5.1 / 5.0	6-42.8 / 5-40.2	6-55 / 4-25	2 / 4
Miami (FL)	6-14 / 5-13	2-2 / 0-1	31:58 / 28:02	3:56	4.6 / 4.9	7.3 / 6.5	5.4 / 5.7	6-45.5 / 3-43.3	9-82 / 4-25	3 / 3
PITTSBURGH	2-13 / 7-16	0-0 / 0-0	24:43 / 35:17	-10:34	3.0 / 4.4	5.1 / 6.0	3.9 / 5.2	8-46.4 / 4-30.0	4-38 / 6-50	1 / 2
Virginia	3-9 / 9-16	1-1 / 0-1	24:46 / 35:14	-10:28	4.5 / 4.2	10.4 / 7.4	6.9 / 5.7	4-37.8 / 3-39.3	6-51 / 6-49	2 / 0
Totals	38-118 / 63-139	5-12 / 10-14	237:03 / 302:57	-65:54	4.2 / 4.7	6.5 / 7.0	5.1 / 5.6	55-42.9 / 36-40.8	44-399 / 56-473	15 / 23

Note: Game totals are displayed in the format TEAM/OPPONENT for each category

2019 Georgia Tech Football  
Georgia Tech By-Quarter Statistics (as of Nov 09, 2019)  
All games

3rd-Down Conversions

Date	Opponent	Score	Overall		1st Qtr		2nd Qtr		3rd Qtr		4th Qtr		Overtime	
Aug 29, 2019	at Clemson	L 14-52	5-16	31.2	1-4	25.0	1-6	16.7	1-3	33.3	2-3	66.7		
Sep 07, 2019	SOUTH FLORIDA	W 14-10	5-14	35.7	1-4	25.0	2-4	50.0	2-3	66.7	0-3	0.0		
Sep 14, 2019	THE CITADEL	L 24-27	3-9	33.3	2-4	50.0	0-1	0.0	0-2	0.0	1-1	100.0	0-1	0.0
Sep 28, 2019	at Temple	L 2-24	2-14	14.3	2-5	40.0	0-3	0.0	0-2	0.0	0-4	0.0		
Oct 05, 2019	NORTH CAROLINA	L 22-38	4-11	36.4	0-2	0.0	2-4	50.0	1-3	33.3	1-2	50.0		
Oct 12, 2019	at Duke	L 23-41	8-18	44.4	2-3	66.7	1-5	20.0	2-5	40.0	3-5	60.0		
Oct 19, 2019	at Miami (FL)	W 28-21	6-14	42.9	0-3	0.0	0-2	0.0	4-5	80.0	2-4	50.0	0-0	0.0
Nov 02, 2019	PITTSBURGH	L 10-20	2-13	15.4	1-5	20.0	0-2	0.0	1-4	25.0	0-2	0.0		
Nov 09, 2019	at Virginia	L 28-33	3-9	33.3	1-2	50.0	0-2	0.0	0-2	0.0	2-3	66.7		
Georgia Tech			38-118	32.2	10-32	31.2	6-29	20.7	11-29	37.9	11-27	40.7	0-1	0.0
Opponents			63-139	45.3	16-33	48.5	21-39	53.8	15-34	44.1	10-30	33.3	1-3	33.3

4th-Down Conversions

Date	Opponent	Score	Overall		1st Qtr		2nd Qtr		3rd Qtr		4th Qtr		Overtime	
Aug 29, 2019	at Clemson	L 14-52	0-2	0.0	0-0	0.0	0-2	0.0	0-0	0.0	0-0	0.0		
Sep 07, 2019	SOUTH FLORIDA	W 14-10	0-0	0.0	0-0	0.0	0-0	0.0	0-0	0.0	0-0	0.0		
Sep 14, 2019	THE CITADEL	L 24-27	0-1	0.0	0-0	0.0	0-0	0.0	0-1	0.0	0-0	0.0	0-0	0.0
Sep 28, 2019	at Temple	L 2-24	2-4	50.0	0-1	0.0	1-1	100.0	0-0	0.0	1-2	50.0		
Oct 05, 2019	NORTH CAROLINA	L 22-38	0-0	0.0	0-0	0.0	0-0	0.0	0-0	0.0	0-0	0.0		
Oct 12, 2019	at Duke	L 23-41	0-2	0.0	0-0	0.0	0-1	0.0	0-1	0.0	0-0	0.0		
Oct 19, 2019	at Miami (FL)	W 28-21	2-2	100.0	1-1	100.0	0-0	0.0	0-0	0.0	1-1	100.0	0-0	0.0
Nov 02, 2019	PITTSBURGH	L 10-20	0-0	0.0	0-0	0.0	0-0	0.0	0-0	0.0	0-0	0.0		
Nov 09, 2019	at Virginia	L 28-33	1-1	100.0	0-0	0.0	1-1	100.0	0-0	0.0	0-0	0.0		
Georgia Tech			5-12	41.7	1-2	50.0	2-5	40.0	0-2	0.0	2-3	66.7	0-0	0.0
Opponents			10-14	71.4	3-3	100.0	3-4	75.0	2-3	66.7	2-3	66.7	0-1	0.0

Time of Possession

Date	Opponent	Score	Overall		1st Qtr		2nd Qtr		3rd Qtr		4th Qtr		Overtime	
Aug 29, 2019	at Clemson	L 14-52	27:12		6:24		9:10		5:54		5:44			
Sep 07, 2019	SOUTH FLORIDA	W 14-10	32:35		7:35		9:03		5:27		10:30			
Sep 14, 2019	THE CITADEL	L 24-27	18:10		5:47		3:35		5:40		3:08		0:00	
Sep 28, 2019	at Temple	L 2-24	27:01		8:03		3:56		8:50		6:12			
Oct 05, 2019	NORTH CAROLINA	L 22-38	23:06		5:03		7:59		5:47		4:17			
Oct 12, 2019	at Duke	L 23-41	27:32		7:25		6:15		7:11		6:41			
Oct 19, 2019	at Miami (FL)	W 28-21	31:58		7:38		6:18		10:10		7:52		0:00	
Nov 02, 2019	PITTSBURGH	L 10-20	24:43		8:33		4:28		7:53		3:49			
Nov 09, 2019	at Virginia	L 28-33	24:46		7:23		7:04		3:51		6:28			
Georgia Tech			Total	237:03	63:51		57:48		60:43		54:41		0:00	
			Avg.	26:20	7:05		6:25		6:44		6:04		0:00	
Opponents			Total	302:57	71:09		77:12		74:17		80:19		0:00	
			Avg.	33:39	7:54		8:34		8:15		8:55		0:00	



## Georgia Tech Inside Opponent Red-Zone

12 of 21 (57.1%)

			Times	Times	Total		Rush	Pass	FGs	Failed to score inside RZ						
Date	Opponent	Score	In RZ	Scored	Pts	TDs	TDs	TDs	Made	FGA	Down	Int	Fumb	Half	Game	
Aug 29, 2019	at Clemson	L 14-52	4	3	21	3	3	0	0	0	1	0	0	0	0	
Sep 07, 2019	SOUTH FLORIDA	W 14-10	3	2	10	1	0	1	1	0	0	0	1	0	0	
Sep 14, 2019	THE CITADEL	L 24-27	4	2	10	1	1	0	1	1	0	1	0	0	0	
Sep 28, 2019	at Temple	L 2-24	4	3	17	2	2	0	1	0	0	1	0	0	0	
Oct 05, 2019	NORTH CAROLINA	L 22-38	7	6	38	5	1	4	1	1	0	0	0	0	0	
Oct 12, 2019	at Duke	L 23-41	6	6	34	4	4	0	2	0	0	0	0	0	0	
Oct 19, 2019	at Miami (FL)	W 28-21	7	3	21	3	1	2	0	3	0	0	0	1	0	
Nov 02, 2019	PITTSBURGH	L 10-20	2	1	3	0	0	0	1	0	0	0	0	1	0	
Nov 09, 2019	at Virginia	L 28-33	6	6	33	4	3	1	2	0	0	0	0	0	0	
Totals			43	32	187	23	15	8	9	5	1	2	1	2	0	

32 of 43 (74.4%)

2019 Georgia Tech Football  
Georgia Tech Game Superlatives (as of Nov 09, 2019)  
All games

INDIVIDUAL GAME HIGHS

Rushes	20	Tobias Oliver at Clemson (Aug 29, 2019)
	20	Jordan Mason vs South Florida (Sep 07, 2019)
	20	Jordan Mason at Miami (FL) (Oct 19, 2019)
Yards Rushing	141	Jordan Mason at Miami (FL) (Oct 19, 2019)
TD Rushes	2	Jordan Mason vs The Citadel (Sep 14, 2019)
Long Rush	43	Jordan Mason vs North Carolina (Oct 05, 2019)
Pass attempts	35	James Graham at Duke (Oct 12, 2019)
Pass completions	15	James Graham at Duke (Oct 12, 2019)
	15	James Graham at Virginia (Nov 09, 2019)
Yards Passing	229	James Graham at Virginia (Nov 09, 2019)
TD Passes	2	James Graham vs North Carolina (Oct 05, 2019)
	2	James Graham at Virginia (Nov 09, 2019)
Long Pass	59	James Graham at Virginia (Nov 09, 2019)
Receptions	5	Adonicas Sanders at Virginia (Nov 09, 2019)
Yards Receiving	71	Jalen Camp vs The Citadel (Sep 14, 2019)
TD Receptions	1	Ahmarean Brown at Clemson (Aug 29, 2019)
	1	Jalen Camp vs The Citadel (Sep 14, 2019)
	1	Ahmarean Brown vs North Carolina (Oct 05, 2019)
	1	Malachi Carter vs North Carolina (Oct 05, 2019)
	1	Jerry Howard Jr. at Duke (Oct 12, 2019)
	1	Ahmarean Brown at Miami (FL) (Oct 19, 2019)
	1	Nathan Cottrell at Miami (FL) (Oct 19, 2019)
	1	Ahmarean Brown vs Pittsburgh (Nov 02, 2019)
	1	Ahmarean Brown at Virginia (Nov 09, 2019)
	1	Malachi Carter at Virginia (Nov 09, 2019)
Long Reception	59	Ahmarean Brown at Virginia (Nov 09, 2019)
Field Goals	1	Brenton King vs The Citadel (Sep 14, 2019)
	1	Brenton King at Duke (Oct 12, 2019)
	1	Brenton King vs Pittsburgh (Nov 02, 2019)
Long Field Goal	42	Brenton King at Duke (Oct 12, 2019)
Punts	8	Pressley Harvin III at Clemson (Aug 29, 2019)
	8	Pressley Harvin III vs Pittsburgh (Nov 02, 2019)
Punting Avg	51.4	Pressley Harvin III at Duke (Oct 12, 2019)
Long Punt	57	Pressley Harvin III at Miami (FL) (Oct 19, 2019)
	57	Pressley Harvin III vs Pittsburgh (Nov 02, 2019)
Punts inside 20	4	Pressley Harvin III vs South Florida (Sep 07, 2019)
Long Punt Return	23	Ahmarean Brown vs South Florida (Sep 07, 2019)
Long Kickoff Return	52	Tobias Oliver vs The Citadel (Sep 14, 2019)
Tackles	16	David Curry vs North Carolina (Oct 05, 2019)
Sacks	2.0	Charlie Thomas vs South Florida (Sep 07, 2019)
Tackles For Loss	2.0	Jaquan Henderson at Clemson (Aug 29, 2019)
	2.0	Tariq Carpenter vs South Florida (Sep 07, 2019)
	2.0	Charlie Thomas vs South Florida (Sep 07, 2019)
	2.0	Quez Jackson vs South Florida (Sep 07, 2019)
	2.0	Charlie Thomas vs North Carolina (Oct 05, 2019)
	2.0	Kelton Dawson vs North Carolina (Oct 05, 2019)
	2.0	Juanyeh Thomas vs Pittsburgh (Nov 02, 2019)
	2.0	David Curry at Virginia (Nov 09, 2019)
Interceptions	1	Kaleb Oliver at Clemson (Aug 29, 2019)
	1	Tre Swilling at Clemson (Aug 29, 2019)
	1	David Curry vs The Citadel (Sep 14, 2019)
	1	Kaleb Oliver at Temple (Sep 28, 2019)
	1	Antwan Owens vs North Carolina (Oct 05, 2019)
	1	Tariq Carpenter vs Pittsburgh (Nov 02, 2019)
	1	Juanyeh Thomas vs Pittsburgh (Nov 02, 2019)

2019 Georgia Tech Football  
Georgia Tech Game Superlatives (as of Nov 09, 2019)  
All games

TEAM GAME HIGHS

Rushes	49	vs South Florida (Sep 07, 2019)
Yards Rushing	207	at Miami (FL) (Oct 19, 2019)
Yards Per Rush	5.5	vs The Citadel (Sep 14, 2019)
TD Rushes	2	vs South Florida (Sep 07, 2019)
	2	vs The Citadel (Sep 14, 2019)
	2	at Duke (Oct 12, 2019)
	2	at Virginia (Nov 09, 2019)
Pass attempts	35	at Temple (Sep 28, 2019)
	35	at Duke (Oct 12, 2019)
Pass completions	15	at Duke (Oct 12, 2019)
	15	at Virginia (Nov 09, 2019)
Yards Passing	229	at Virginia (Nov 09, 2019)
Yards Per Pass	10.4	at Virginia (Nov 09, 2019)
TD Passes	2	vs North Carolina (Oct 05, 2019)
	2	at Miami (FL) (Oct 19, 2019)
	2	at Virginia (Nov 09, 2019)
Total Plays	75	at Duke (Oct 12, 2019)
Total Offense	379	at Duke (Oct 12, 2019)
Yards Per Play	6.9	at Virginia (Nov 09, 2019)
Points	28	at Miami (FL) (Oct 19, 2019)
	28	at Virginia (Nov 09, 2019)
Sacks By	4	vs South Florida (Sep 07, 2019)
First Downs	21	vs South Florida (Sep 07, 2019)
Penalties	9	at Miami (FL) (Oct 19, 2019)
Penalty Yards	82	at Miami (FL) (Oct 19, 2019)
Turnovers	4	at Clemson (Aug 29, 2019)
Interceptions By	2	at Clemson (Aug 29, 2019)
	2	vs Pittsburgh (Nov 02, 2019)
Punts	8	at Clemson (Aug 29, 2019)
	8	vs Pittsburgh (Nov 02, 2019)
Punting Avg	46.4	vs Pittsburgh (Nov 02, 2019)
Long Punt	57	at Miami (FL) (Oct 19, 2019)
	57	vs Pittsburgh (Nov 02, 2019)
Punts inside 20	4	vs South Florida (Sep 07, 2019)
Long Punt Return	23	vs South Florida (Sep 07, 2019)

2019 Georgia Tech Football  
Georgia Tech Game Superlatives (as of Nov 09, 2019)  
All games

OPPONENT INDIVIDUAL GAME HIGHS

Rushes	29	DAVIS,Re'Mahn, at Temple (Sep 28, 2019)
Yards Rushing	205	ETIENNE, at Clemson (Aug 29, 2019)
TD Rushes	3	ETIENNE, at Clemson (Aug 29, 2019)
Long Rush	90	ETIENNE, at Clemson (Aug 29, 2019)
Pass attempts	51	Howell, S, vs North Carolina (Oct 05, 2019)
Pass completions	33	Howell, S, vs North Carolina (Oct 05, 2019)
Yards Passing	376	Howell, S, vs North Carolina (Oct 05, 2019)
TD Passes	4	Howell, S, vs North Carolina (Oct 05, 2019)
Long Pass	62	LAWRENCE, at Clemson (Aug 29, 2019)
Receptions	11	Ffrench, M, vs Pittsburgh (Nov 02, 2019)
Yards Receiving	108	Jana, T, at Virginia (Nov 09, 2019)
TD Receptions	1	HIGGINS, at Clemson (Aug 29, 2019)
	1	LADSON, at Clemson (Aug 29, 2019)
	1	FORD, Johnny, vs South Florida (Sep 07, 2019)
	1	Raleigh Webb, vs The Citadel (Sep 14, 2019)
	1	Corrales, B, vs North Carolina (Oct 05, 2019)
	1	Brown, D, vs North Carolina (Oct 05, 2019)
	1	Walston, G, vs North Carolina (Oct 05, 2019)
	1	Newsome, D, vs North Carolina (Oct 05, 2019)
	1	Osborn, K., at Miami (FL) (Oct 19, 2019)
	1	Harris, C., at Miami (FL) (Oct 19, 2019)
	1	Jacques-Louis, vs Pittsburgh (Nov 02, 2019)
	1	Reed, J, at Virginia (Nov 09, 2019)
Long Reception	62	HIGGINS, at Clemson (Aug 29, 2019)
Field Goals	2	Jacob Godek, vs The Citadel (Sep 14, 2019)
	2	Reed,A., at Duke (Oct 12, 2019)
	2	Kessman, A, vs Pittsburgh (Nov 02, 2019)
	2	Delaney, B, at Virginia (Nov 09, 2019)
Long Field Goal	51	POTTER, at Clemson (Aug 29, 2019)
Punts	7	SCHNEIDER, T, vs South Florida (Sep 07, 2019)
Punting Avg	51.6	SCHNEIDER, T, vs South Florida (Sep 07, 2019)
Long Punt	67	Hedley, L., at Miami (FL) (Oct 19, 2019)
Punts inside 20	3	Hedley, L., at Miami (FL) (Oct 19, 2019)
Long Punt Return	52	Osborn, K., at Miami (FL) (Oct 19, 2019)
Long Kickoff Return	40	Kelly, T, at Virginia (Nov 09, 2019)
Tackles	13	Quarterman, S., at Miami (FL) (Oct 19, 2019)
Sacks	3.0	Dimukeje,V., at Duke (Oct 12, 2019)
Tackles For Loss	3.0	Dimukeje,V., at Duke (Oct 12, 2019)
Interceptions	1	D. JOHNSON, at Clemson (Aug 29, 2019)
	1	MUSE, at Clemson (Aug 29, 2019)
	1	SAILS, KJ, vs South Florida (Sep 07, 2019)
	1	WALLS,Benny, at Temple (Sep 28, 2019)
	1	Ford, D, vs North Carolina (Oct 05, 2019)
	1	Chapman, D, vs North Carolina (Oct 05, 2019)
	1	Ford, P, vs Pittsburgh (Nov 02, 2019)
	1	Blount, J, at Virginia (Nov 09, 2019)

2019 Georgia Tech Football  
Georgia Tech Game Superlatives (as of Nov 09, 2019)  
All games

OPPONENT TEAM GAME HIGHS

Rushes	71	vs The Citadel (Sep 14, 2019)
Yards Rushing	411	at Clemson (Aug 29, 2019)
Yards Per Rush	8.4	at Clemson (Aug 29, 2019)
TD Rushes	5	at Clemson (Aug 29, 2019)
Pass attempts	51	vs North Carolina (Oct 05, 2019)
Pass completions	33	vs North Carolina (Oct 05, 2019)
Yards Passing	376	vs North Carolina (Oct 05, 2019)
Yards Per Pass	8.8	at Duke (Oct 12, 2019)
TD Passes	4	vs North Carolina (Oct 05, 2019)
Total Plays	97	vs North Carolina (Oct 05, 2019)
Total Offense	632	at Clemson (Aug 29, 2019)
Yards Per Play	8.0	at Clemson (Aug 29, 2019)
Points	52	at Clemson (Aug 29, 2019)
Sacks By	4	at Clemson (Aug 29, 2019)
	4	at Duke (Oct 12, 2019)
First Downs	34	vs North Carolina (Oct 05, 2019)
Penalties	10	at Temple (Sep 28, 2019)
Penalty Yards	95	vs South Florida (Sep 07, 2019)
Turnovers	3	at Clemson (Aug 29, 2019)
	3	vs Pittsburgh (Nov 02, 2019)
Interceptions By	2	at Clemson (Aug 29, 2019)
	2	vs North Carolina (Oct 05, 2019)
Punts	7	vs South Florida (Sep 07, 2019)
Punting Avg	51.6	vs South Florida (Sep 07, 2019)
Long Punt	67	at Miami (FL) (Oct 19, 2019)
Punts inside 20	3	at Miami (FL) (Oct 19, 2019)
Long Punt Return	52	at Miami (FL) (Oct 19, 2019)