

# GEORGIA TECH

127<sup>TH</sup> SEASON • 4 NATIONAL CHAMPIONSHIPS • 15 CONFERENCE CHAMPIONSHIPS • 45 BOWL APPEARANCES • 25 BOWL VICTORIES

## GEORGIA TECH (2-5, 1-3 ACC) vs. PITT (5-3, 2-2 ACC)

SATURDAY, NOVEMBER 2, 2019 • 4 P.M. ET • ATLANTA, GA. • BOBBY DODD STADIUM (55,000)

### MATCHUP AT A GLANCE



<b>GEORGIA TECH</b>	<b>vs.</b>	<b>PITT</b>
2-5 (1-3 ACC).....	<b>Record</b> .....	5-3 (2-2 ACC)
Atlanta, Ga. ....	<b>Location</b> .....	Pittsburgh, Pa.
1885.....	<b>Founded</b> .....	1787
35,000.....	<b>Enrollment</b> .....	28,642
Yellow Jackets, Ramblin' Wreck.....	<b>Nickname</b> .....	Panthers
Tech Gold and White.....	<b>Colors</b> .....	Blue and Gold
Atlantic Coast (Coastal Division).....	<b>Conference</b> .....	Atlantic Coast (Coastal Division)
Bobby Dodd Stadium at Historic Grant Field (55,000).....	<b>Stadium (Capacity)</b> .....	Heinz Field (68,400)
Geoff Collins.....	<b>Head Coach</b> .....	Pat Narduzzi
2-5 (1st season).....	<b>Head Coach's Record at School</b> .....	33-27 (5th season)
17-15 (3rd season).....	<b>Head Coach's Overall Record</b> .....	Same
None.....	<b>National Ranking</b> .....	None
Spread Pro-Style.....	<b>Basic Offense</b> .....	Pro Style
18.1 (14th/119th).....	<b>Points Per Game (Conference/National Rank)</b> .....	21.0 (13th/115th)
168.9 (6th/62nd).....	<b>Rushing Yards Per Game (Conference/National Rank)</b> .....	254.8 (7th/42nd)
145.7 (14th/120th).....	<b>Passing Yards Per Game (Conference/National Rank)</b> .....	127.5 (11th/109th)
314.6 (14th/118th).....	<b>Total Yards Per Game (Conference/National Rank)</b> .....	382.3 (10th/86th)
4-2-5 Effort Based.....	<b>Basic Defense</b> .....	4-3
30.4 (12th/92nd).....	<b>Points Allowed Per Game (Conference/National Rank)</b> .....	21.4 (4th/32nd)
226.1 (14th/124th).....	<b>Rushing Yards Allowed Per Game (Conference/National Rank)</b> .....	205.1 (5th/43rd)
185.6 (3rd/21st).....	<b>Passing Yards Allowed Per Game (Conference/National Rank)</b> .....	85.9 (1st/6th)
411.7 (9th/83rd).....	<b>Total Yards Allowed Per Game (Conference/National Rank)</b> .....	291.0 (2nd/14th)
W, 28-21 (OT) at Miami (Fla.) (Oct. 19, 2019).....	<b>Last Game</b> .....	L, 16-12 vs. Miami (Fla.) (Oct. 26, 2019)

### TOP STORYLINES

- Coming off a thrilling Atlantic Coast Conference win at Miami (Fla.) two Saturdays ago, Georgia Tech returns home for the first time in nearly a month to face ACC Coastal Division rival Pitt.
- Saturday's game is Georgia Tech's first home game since Oct. 5. The Yellow Jackets closed October with two-straight road games, followed by an open week.
- In their last game, the Jackets rushed for 207 yards against the nation's No. 7-ranked rushing defense and pitched a shutout defensively after halftime, capped by a key fourth-down stop in overtime that sealed their 28-21 overtime win at Miami on Oct. 19.
- Beginning with Saturday's contest against Pitt, Georgia Tech plays four of its final five regular-season games at Bobby Dodd Stadium. After visiting Virginia next Saturday, the Yellow Jackets close the regular season with home dates against Virginia Tech (Nov. 16), NC State (Nov. 21) and archrival Georgia (Nov. 30).
- Georgia Tech and Pitt are squaring off for the 14th time overall and the seventh time since they became conference foes in 2013.
- Close games have defined the series recently, as three of the last four meetings have been decided by five points or less.
- Saturday is Georgia Tech's annual homecoming game. The Jackets are 53-16-1 since Tech began celebrating homecoming in 1949 but had a five-game winning streak in homecoming games snapped with a 28-14 loss to Duke last season.

### SERIES HISTORY

**Series Record (Streak):** .....Pitt leads 8-5 (Pitt, W1)  
**at Georgia Tech:** .....Pitt leads 3-2  
**at Pitt:** .....Pitt leads 5-1  
**Neutral Sites:** .....Georgia Tech leads 2-0  
**Last Meeting:** ..... Pitt 24, Georgia Tech 19 (Sept. 15, 2018 - Pittsburgh, Pa.)

### TALE OF THE TAPE

Average heights and weights of players listed Above The Line (Georgia Tech)/on the depth chart (Pitt):

<b>Georgia Tech</b>		<b>Pitt</b>
6-3, 301.....	<b>Offensive Line</b> .....	6-4, 309
6-4, 239.....	<b>Tight Ends</b> .....	6-5, 261
6-0, 203.....	<b>Offensive Backs (QB and RB)</b> .....	6-0, 208
6-3, 185.....	<b>Receivers</b> .....	6-1, 200
6-3, 268.....	<b>Defensive Line</b> .....	6-3, 274
6-2, 223.....	<b>Linebackers</b> .....	6-1, 235
6-2, 198.....	<b>Defensive Backs</b> .....	6-0, 192

### TOP PERFORMERS AT A GLANCE

	PASSING	COMP.	ATT.	INT.	YDS.	TD
<b>Georgia Tech</b>						
James Graham	50	109	3	666	5	
<b>Pitt</b>						
Kenny Pickett	172	289	6	1,748	8	
	RUSHING	ATT.	YDS.	AVG.	TD	
<b>Georgia Tech</b>						
Jordan Mason	95	566	6.0	6		
<b>Pitt</b>						
A.J. Davis	73	332	4.5	3		
	RECEIVING	NO.	YDS.	AVG.	TD	
<b>Georgia Tech</b>						
Ahmarean Brown	12	241	20.1	3		
<b>Pitt</b>						
Taysir Mack	48	563	11.7	2		
	TACKLES	UT	AT	TT	TFL	SACK
<b>Georgia Tech</b>						
David Curry	27	28	55	1.5	1.0	
<b>Pitt</b>						
Paris Ford	36	21	57	0.5	0.0	

### 2019 GEORGIA TECH SCHEDULE/RESULTS

• Overall: **1-5** | ACC: **0-3** | Place: **7th (Coastal)**  
 • Home: **1-2** | Away: **0-3** | Neutral: **0-0** | Streak: **L4**

Date	Opponent	Time/Result	TV
Aug. 29 (Thu.)	at No. 1/1 Clemson*	L, 52-14	ACCN
Sept. 7	<b>USF</b>	W, 14-10	ACCN
Sept. 14	<b>THE CITADEL</b>	L, 27-24 <sup>OT</sup>	ACC RSN
Sept. 28	at Temple	L, 24-2	CBSN
Oct. 5	<b>NORTH CAROLINA*</b>	L, 38-22	ACCN
Oct. 12	at Duke*	L, 41-23	ACC RSN
Oct. 19	at Miami (Fla.)*	W, 28-21 <sup>OT</sup>	ACCN
Nov. 2	<b>PITT*</b>	4 p.m.	ACC RSN
Nov. 9	at Virginia*	12:30 p.m.	ACC RSN
Nov. 16	<b>VIRGINIA TECH*</b>	TBA	TBA
Nov. 21 (Thu.)	<b>NC STATE*</b>	8 p.m.	ESPN
Nov. 30	<b>No. 8/7 GEORGIA</b>	TBA	TBA

All times Eastern; Home games in **BOLD CAPS**

\* ACC game

Ranks for past/current games = AP/Coaches ranks at time of game

Ranks for future games = current AP/Coaches rank

### ON THE AIR

TV: ACC RSN

- Play-by-Play** ..... Tom Werme
- Analyst** ..... James Bates
- Sideline Reporter** ..... Kelsey Wingert
- In Atlanta: Fox Sports Southeast
- Online: Fox Sports Go (in-market); WatchESPN.com (out-of-market)

**RADIO:** Georgia Tech IMG Sports Network

- Play-by-Play** ..... Andy Demetra
- Analyst** ..... Sean Bedford
- Sideline Reporter** ..... Wiley Ballard
- In Atlanta: 680 AM/93.7 FM The Fan
- Across Georgia: Visit RamblinWreck.com for 31-station affiliate list
- Satellite: Sirius 113 / XM 202
- Mobile App: GT Gameday
- Tuneln: buzz.gt/LiveTuneln

### GEORGIA TECH'S LAST GAME

**at Miami (Fla.)** ..... W, 28-21 (OT)

**Date** ..... Oct. 19

**Location** ..... Miami Gardens, Fla. (Hard Rock Stadium)

**Total Offense** ..... 345

**Rushing** ..... 207

**Passing** ..... 138

**Turnovers** ..... 1

**Total Defense** ..... 357

**Rushing** ..... 157

**Passing** ..... 200

**Takeaways** ..... 0

### Passing Leader

James Graham ..... 9-18-0, 97 yds., 1 TD

Pressley Harvin III ..... 1-1-0, 41 yds., 1 TD

### Receiving Leaders

Ahmarean Brown ..... 3 rec., 41 yds., 1 TD

Adonias Sanders ..... 2 rec., 30 yds.

### Rushing Leaders

Jordan Mason ..... 20 att., 141 yds.

### Defensive Leaders

Tariq Carpenter ..... 7 tackles (6 solo)

Demetrius Knight II ..... 1 sack, 1 fumble forced

JaQuon Griffin ... 4 tackles, 1.0 TFL, 1 fumble recovery

**GEORGIA TECH MEDIA AVAILABILITY**

SUN 27	MON 28	TUE 29	WED 30	THU 31	FRI 1	SAT 2
NO AVAILABILITY	NO AVAILABILITY	<p><b>Approx. 9:15 p.m.</b> — Practice open to media for approximately 20 min. (Rose Bowl Field/Brock Football Practice Facility – enter at gate at corner of Fowler Street and 6th Street)</p> <p><b>11:30 a.m.</b> — Head coach Geoff Collins weekly press conference (Bobby Dodd Stadium – Letterwinners Lounge – enter at Gate 6, adjacent to Callaway Plaza, take elevator to Suite Level and make a left off the elevator)</p> <p><b>Following Coach Collins' press conference</b> – Media availability: offensive coordinator Dave Patenaude and defensive coordinator Andrew Thacker</p>	<p><b>Approx. 3:30 p.m.</b> - Practice open to media for approximately 20 min. (Rose Bowl Field/Brock Football Practice Facility – enter at gate at corner of Fowler Street and 6th Street)</p> <p><b>Approx. 5:15 p.m.</b> – Media availability: Selected student-athletes (Bobby Dodd Stadium – Gate 6 Lobby, adjacent to Callaway Plaza)</p>	NO AVAILABILITY	NO AVAILABILITY	<p><b>Postgame press conference</b> - Head coach Geoff Collins and selected student-athletes (location: Edge/Rice Center museum area – north end of Bobby Dodd Stadium)</p>

**GEORGIA TECH ATHLETICS COMMUNICATIONS & PUBLIC RELATIONS**

- Assistant A.D./Communications & P.R. (Primary Football Contact):** Mike Flynn  
**Office:** (404) 894-5445 • **Mobile:** (828) 964-6406  
**Email:** mflynn@athletics.gatech.edu
- Assistant Director/Communications & P.R. (Secondary Football Contact):** Andrew Clausen  
**Office:** (404) 894-5445 • **Mobile:** (678) 764-0867  
**Email:** aclausen@athletics.gatech.edu
- Associate Director/Communications & P.R. (Football Credentials):** Mike Stamus  
**Office:** 404-894-5445 • **Mobile:** (404) 218-9723  
**Email:** mstamus@athletics.gatech.edu

**FOLLOW GEORGIA TECH ONLINE**
**OFFICIAL WEBSITE:** [www.RamblinWreck.com](http://www.RamblinWreck.com)

 @GTathletics  
 @GeorgiaTechFB  
 @GTFootball  
 @CoachCollins

 @GTathletics  
 @GeorgiaTechFB

 /GTathletics  
 /GTFootball


TogetherWeSwarm



RamblinWreckTube

**GEORGIA TECH FOOTBALL BY THE NUMBERS**

# 1

So. RB **Jordan Mason** is the top-graded running back in the nation this season, according to *Pro Football Focus*.

# 2

Georgia Tech has blocked two kicks in the last two games (blocked punt on Oct. 12 at Duke, blocked field goal on Oct. 19 at Miami). The Yellow Jackets' two blocked kicks are tied for 13th nationally this season.

# 8

With season-ending injuries to WR **Jalen Camp**, OL **Kenny Cooper** and OL/DL **Jahaziel Lee**, Georgia Tech is down to eight seniors on its active roster. Texas A&M is the only NCAA Division I FBS teams with fewer seniors (6).

# 12

Georgia Tech ranks 12th nationally in red-zone defense, allowing opponents to score on only 71.4 percent of their trips into the red zone this season. The Yellow Jackets limited Miami to scores on just 3-of-7 trips into the red zone in their 28-21 overtime win on Oct. 19.

# 21

Georgia Tech ranks 21st nationally in passing defense, allowing just 185.6 yards per game through the air.

# 55

Georgia Tech's roster includes 55 freshmen (28 true and 27 redshirt), the 11th-most total freshmen on any NCAA Division I FBS roster this season.

# 141

Mason ran for a career-high 141 yards in the OT win at Miami on Oct. 19. The sophomore has recorded back-to-back 100-yard rushing performances (including 106 yards at Duke on Oct. 12), good for the first two 100-yard games of his career.

# 207

Georgia Tech rushed for 207 yards against Miami, which owned the nation's No. 7-ranked rushing defense going into the game (77.7 rushing yards allowed per game).

# 774.4

After throwing a 41-yard touchdown pass against Miami on his only pass attempt of the season, Jr. P **Pressley Harvin III** owns a 774.4 pass-efficiency rating this season.

**A GEORGIA TECH WIN WOULD ...**

- up the Yellow Jackets to 3-5 on the season;
- move it to 2-3 in the ACC;
- give it back-to-back wins for the first time this season;
- up it to 6-8 all-time versus Pitt;
- up it to 4-3 against Pitt since the Panthers joined the ACC in 2013;
- be its second win in its last five meetings with Pitt;
- even its home record against Pitt at 3-3;
- up it to 54-16-1 all-time in homecoming games;
- be its 21st win in its last 24 homecoming contests.

**A GEORGIA TECH LOSS WOULD ...**

- drop it to 2-6 on the season and 1-4 in ACC play;
- drop it to 5-9 all-time against Pitt;
- drop it to 3-4 against Pitt since the Panthers joined the ACC in 2013;
- be its fourth loss in its last five meetings with Pitt;
- be its second-straight homecoming defeat;
- drop it to 53-17-1 all-time in homecoming contests.

## GEORGIA TECH'S 20TH HEAD COACH — GEOFF COLLINS

Geoff Collins, an Atlanta area native and one of college football's most successful and innovative coaches, was named the 20th football head coach in Georgia Tech history on Dec. 7, 2018.

Born in Decatur, Ga. and raised in Conyers, Ga., Collins took the reins at Georgia Tech after serving as the head coach at Temple University in 2017 and 2018. At Temple, he put together the most successful first two seasons by a head coach in the school's 121-year football history.

Collins compiled 15 wins and led Temple to two bowl games in his two seasons with the Owls, which are both school records for a coach in his first two campaigns at TU.

In his first season at Temple, Collins led the Owls a 28-3 win over Florida International in the 2017 Gasparilla Bowl, which was good for only the third bowl victory in school history and its first since 2011.

He coached the Owls to an 8-4 record and 7-1 mark in the American Athletic Conference in 2018, with Temple's only conference defeat coming at No. 8-ranked and undefeated UCF. The 8-4 campaign earned Temple a berth in the Independence Bowl.

Prior to becoming head coach at Temple, Collins was one of the nation's most respected defensive coordinators, serving in the role at Florida (2015-16), Mississippi State (2013-14, co-DC: 2011-12), FIU (2010) and his alma mater, Western Carolina (2002-05).

Highlights of his career as a coordinator included ranking among the nation's top 10 in total defense in each of his two seasons at Florida (No. 8 in 2015 and No. 5 in 2016), ranking among the top 25 nationally in total defense (18th - 2013) and scoring defense (23rd - 2014) during his two seasons calling plays at Mississippi State and leading the Sun Belt Conference in total defense, scoring defense and turnover margin in his lone campaign at FIU (2010).

He is the only coach to ever be nominated for the Broyles Award, given to college football's top assistant coach, at three different schools (FIU – 2010, Mississippi State – 2014 and Florida – 2015).

Collins' 26-year career also includes a pair of prior stints at Georgia Tech. He first came to The Flats as a graduate assistant (1999-2000), then tight ends coach (2001) under head coach George O'Leary from 1999-2001, followed by a year as director of player personnel under head coach Chan Gailey in 2006.

During his initial three seasons at Georgia Tech under O'Leary, the Yellow Jackets were 25-12 with three consecutive bowl appearances. As the Jackets' director of player personnel in 2006, Collins led the efforts to land a recruiting class that included Derrick Morgan (all-American, first-round NFL Draft pick), Morgan Burnett (all-American, third-round NFL Draft pick), Joshua Nesbitt (quarterbacked GT to two ACC Championship Games) and Jonathan Dwyer (the sixth-leading rusher in GT history).

Collins' coaching career also includes stops at Western Carolina (student assistant – 1993-94), Franklin (N.C.) H.S. (assistant coach – 1995), Fordham (linebackers coach – 1996), Albright (defensive coordinator – 1997-98), Alabama (director of player personnel – 2007) and UCF (linebackers coach/recruiting coordinator – 2008-09).

In all, Collins has recruited and/or coached more than three dozen players that have gone on to play in the National Football League. Among Collins' pupils in the NFL are Philadelphia Eagles All-Pro defensive tackle Fletcher Cox (a consensus All-American at Mississippi State and No. 12 overall pick in the 2012 NFL Draft), Tampa Bay Buccaneers cornerback Vernon Hargreaves (a consensus All-American at Florida and No. 11 overall pick in the 2016 NFL Draft), Atlanta Falcons safety Keanu Neal (the No. 17 overall pick in the 2016 NFL Draft) and Indianapolis Colts cornerback Rock Ya-Sin (who earned first-team all-American Athletic Conference honors at Temple after transferring from Presbyterian College and went on to be selected in the second round of the 2019 NFL Draft).

In addition to being renowned as a coach, strategist and evaluator, Collins is also widely recognized as the nation's top head coach when it comes to branding his football program, particularly when it comes to utilizing social media in branding and recruiting efforts. His expertise in marketing and branding has led to him being a guest lecturer for Georgia Tech's Scheller College of Business executive MBA program and a featured speaker at the 2019 Hashtag Sports conference in New York City.

His innovations in utilizing social media to aid in recruiting efforts not only helped Georgia Tech land the highest-rated recruiting class in program history in 2006-07, but also helped Alabama sign the No. 1 class in the nation in 2007-08. Alabama's 2008 signing class included running back Mark Ingram, who went on to become the first Heisman Trophy winner in Crimson Tide history in 2009.

As a student-athlete, Collins totaled 194 career tackles as an outside linebacker and defensive back at Western Carolina (1989-92). He had 68 tackles and six tackles for loss as a junior and helped lead WCU to a 7-4 record with 62 stops, including five behind the line of scrimmage, as a senior.

Collins, 48, is married to the former Jennifer Haynes. They have a daughter, Astrid (3).

### THE GEOFF COLLINS FILE

#### Personal

Hometown: Conyers, Ga.

Birthdate: April 10, 1971 (48 years old)

Education: Western Carolina, 1994

Family: Wife: Jennifer; Daughter: Astrid (3)

#### Coaching Experience

1993-94 – Western Carolina (student assistant)

1995 – Franklin (N.C.) H.S. (assistant coach)

1996 – Fordham (linebackers coach)

1997-98 – Albright (defensive coordinator)

1999-2000 – Georgia Tech (graduate assistant)

2001 – Georgia Tech (tight ends coach)

2002-05 – Western Carolina (defensive coordinator)

2006 – Georgia Tech (recruiting coordinator)

2007 – Alabama (director of player personnel)

2008-09 – UCF (linebackers coach/recruiting coordinator)

2010 – Florida International (defensive coordinator)

2011-12 – Mississippi State (co-defensive coordinator)

2013-14 – Mississippi State (defensive coordinator)

2015-16 – Florida (defensive coordinator)

2017-18 – Temple (head coach)

2019 — Georgia Tech (head coach)

#### Previous Head Coaching Experience

2017 – Temple

7-6 overall, 4-4 AAC

def. Florida International, 28-3, in 2017 Gasparilla Bowl

2018 – Temple

8-4 overall, 7-1 AAC

faced Duke in 2018 Independence Bowl

### COLLINS' CAREER HIGHLIGHTS

- 27th season in the college football coaching profession

- 17th season at an NCAA Division I FBS institution

- third season as a head coach

- o 15-10 in two seasons at Temple (2017-18)

- o 7-6 in 2017 – won the Gasparilla Bowl; Temple's first bowl win since 2011, only the third bowl win in school history

- o 8-4 in 2018 – 7-1 in American Athletic Conference; only loss at No. 8-ranked and undefeated UCF

- 13 seasons as a defensive coordinator

- four seasons as a recruiting coordinator/director of player personnel

- As Georgia Tech's director of player personnel in 2006, he was instrumental in landing the 2007 signing class that produced:

- o **Derrick Morgan**

- all-American, first round NFL draft pick

- o **Morgan Burnett**

- all-American, third round NFL draft pick

- o **Joshua Nesbitt**

- quarterbacked GT to two ACC Championship Games

- o **Jonathan Dwyer**

- 3,226 career rushing yards rank sixth in GT history

- As Alabama's director of player personnel in 2007, he was instrumental in landing the 2008 signing class that was ranked No. 1 nationally, including Alabama's first-ever Heisman Trophy winner (Mark Ingram – 2009)

### WHAT THEY'RE SAYING ABOUT COLLINS

- Ranked No. 1 among the 21 head-coaching hires in NCAA Division I FBS this past offseason by *Sports Illustrated*

"I am really happy for Geoff and his entire family. When you look at a guy like Geoff and the energy that he brings, the excitement he brings to the sidelines, the juice he has on a daily basis, he will do a great job. I think he will do an amazing job and I think it's a great hire for Georgia Tech."

**Dan Mullen, Head Coach, University of Florida**

"I'm thrilled for Coach Collins to get this opportunity at Georgia Tech. I learned a lot playing under him at the University of Florida as he helped mold us into one of the top defensive units in the country. It will be good to have him in Atlanta and I know he'll put together a strong program."

**Brian Poole, Cornerback, New York Jets**

"Congratulations to Georgia Tech on a great hire! Geoff Collins is not only an innovative mind but he relates to today's players as well as any coach in the country. With the recruiting base around Atlanta and the incredible academics that Georgia Tech has to offer, the Jackets are poised to build on their football tradition with Coach Collins at the helm!"

**Kirk Herbstreit, College Football Analyst, ESPN**

"Geoff has been incredible for Georgia Tech football since the day he was hired in December. The buzz around the city, the buzz across the region – everybody's talking about Georgia Tech football. The thing that I really admire about Geoff Collins is that everything that he does is deliberate, there's a method to the madness and he knows exactly what he's trying to do and why he's trying to do it. He is a consummate teacher. He takes every opportunity to teach his young men what he's trying to do and why they're doing it. I'm really impressed by what Geoff Collins has done here so far."

**Todd Stansbury, Director of Athletics, Georgia Tech**

**NOTING THE OCT. 19 WIN AT MIAMI (FLA.)**

- **Jordan Mason** capped a 141-yard rushing day with a 1-yard touchdown dive in overtime and **Tariq Carpenter** made the lead stand-up with a fourth-down tackle that sealed Georgia Tech's 28-21 win at Miami (Fla.) on Oct. 19.

- Georgia Tech scored 21 points in the first half on three big plays — a fumble recovery in the end zone by r-Fr. DL **Ja'Quon Griffin** after a forced fumble on a sack by Fr. LB **Demetrius Knight II** on Miami's opening possession; a 41-yard touchdown pass from Jr. P **Pressley Harvin III** to Sr. gunner **Nathan Cottrell** on a fake punt later in the first quarter; and a 35-yard touchdown pass from r-Fr. QB **James Graham** to Fr. WR **Ahmarean Brown** with 53 seconds remaining in the opening half.

- After halftime, Georgia Tech largely turned the game over to Mason, who ran for 91 of his career-high 141 yards after the break.

- Thanks in large part to Mason's hard running, the Yellow Jackets converted 5-of-9 third-down attempts and controlled the ball for 18:02 in the second half.

- Georgia Tech got another huge play with less than a minute to go in regulation when Jr. DL **Antwan Owens** blocked Miami's would-be go-ahead 25-yard field-goal attempt with just 26 seconds left on the clock to send the game to overtime still knotted at 21-21.

- In overtime, Georgia Tech got the ball first and Mason needed only three plays (rushes of 2, 22 and 1 yards) to give the Yellow Jackets a 28-21 lead.

- On Miami's ensuing possession, Carpenter made a terrific open-field tackle of Miami tight end Brevin Jordan on fourth-and-4 from the 8 yard line. After a video review upheld the disputed spot on the field, the Hurricanes still measured short of the first down to seal the win for the Yellow Jackets.

- Georgia Tech's 28 points were a season high (prev.: 24 vs. The Citadel, Sept. 14).

- Georgia Tech went 6-for-14 on third-down for the game, including an impressive 6-for-9 in the second half after being 0-for-5 in the first half.

- Georgia Tech's fumble recovery for touchdown in the first quarter was its first defensive touchdown of the season. The Yellow Jackets had not scored a defensive touchdown since **Juanyeh Thomas'** 95-yard interception return for a touchdown vs. Louisville on Oct. 5, 2018 and had not scored on a fumble recovery since **David Curry's** 15-yard fumble return for a touchdown vs. Alcorn State on Sept. 1, 2018.

- The defensive touchdown also marked the first time that Georgia Tech has scored off an opponent's turnover. The Yellow Jackets had not scored on the ensuing possession following its first eight takeaways of the season.

- Georgia Tech won for the first time on the road this season and snapped a five-game overall losing streak in games played away from Bobby Dodd Stadium.

- Georgia Tech moved to 13-12 all-time against Miami (Fla.) with its second-straight win over the Hurricanes.

- Georgia Tech snapped a five-game losing streak at Miami. Georgia Tech beat Miami for the first time in six matchups at Hard Rock Stadium.

- The win was Georgia Tech's first at Miami since a 17-14 victory on Oct. 13, 2007, when Miami still played its home games at the Orange Bowl.

- Georgia Tech moved to 2-0 this season vs. opponents from the state of Florida. The Yellow Jackets beat USF, 14-10, on Sept. 7).

- Mason's 141 rushing yards broke his previous career high of 106, set the previous Saturday (Oct. 12) at Duke.

- Knight II's sack and forced fumble were the first of his career.

- Griffin's fumble recovery and touchdown were the first of his career.

- Harvin's completion was the first of his career. He was previously 0-for-1 as a passer, with his only attempt coming as a true freshman at Duke in 2017.

- Harvin has a 774.4 pass-efficiency rating this season and a 387.2 rating for his career.

- The touchdown reception was the first touchdown catch and the longest reception of Cottrell's career. Prior to the 41-yard catch, he had three career receptions for 12 yards.

- Brown's 35-yard touchdown reception was his sixth catch of the season of 20-plus yards and his fourth of 30-plus yards.

**GEORGIA TECH-PITT SERIES HISTORY**

- Georgia Tech and Pitt are meeting for the 14th time overall and the seventh time since the Panthers joined the Atlantic Coast Conference in 2013.

- Pitt leads the overall series, which dates back to 1918, 8-5.

- The Yellow Jackets and Panthers have split six games since Pitt joined the ACC in '13.

- Three of the last four meetings between Georgia Tech and Pitt have been decided by five points or less (GT is 0-3 in those tight games).

- Prior to becoming conference-mates in 2013, Pitt had won all five regular-season meetings with Georgia Tech (1918, 1919, 1920, 1974 and 1976) but the Yellow Jackets had won both postseason matchups (in the 1956 Sugar Bowl - following the 1955 season - and in the 1956 Gator Bowl).

**GEORGIA TECH-PITT SERIES RESULTS**

DATE	RANK		GT RESULT		SCORE
	GT	PITT	H/A	W/L/T	
11/23/1918	-	-	A	L	0-32
10/25/1919	-	-	A	L	6-16
10/23/1920	-	-	A	L	3-10
1/2/1956	7	11	N <sup>1</sup>	W	7-0
12/29/1956	4	13	N <sup>2</sup>	W	21-14
9/21/1974	-	15	H	L	17-27
9/18/1976	-	3	H	L	14-42
11/2/2013	-	-	H	W	21-10
10/25/2014	-	-	A	W	56-28
10/17/2015	-	-	H	L	28-31
10/8/2016	-	-	A	L	34-37
9/23/2017	-	-	H	W	35-17
9/15/2018	-	-	A	L	19-24

\*N1 - Sugar Bowl (New Orleans, La.)

\*N2 - Gator Bowl (Jacksonville, Fla.)

**HOMECOMING AT GEORGIA TECH**

- Saturday marks Georgia Tech's 71st homecoming game. The Institute began celebrating homecoming in 1949.

- Georgia Tech is an impressive 53-16-1 all-time in homecoming contests.

- The Yellow Jackets have won five of the last six, eight of the last 10 and 20 of their last 23 homecoming games.

- The Jackets are looking to rebound from a 28-14 loss to Duke in last season's homecoming contest (Oct. 13, 2018).

- Pitt is Georgia Tech's homecoming opponent for only the second time. Exactly five years ago, the Yellow Jackets defeated the Panthers, 21-10, in the 2013 homecoming game at Bobby Dodd Stadium (Nov. 2, 2013).

- Georgia Tech is playing its homecoming game in November for only the 23rd time in its 71 all-time homecoming contests and only the third time since 1995. The Yellow Jackets are 18-3-1 all-time in November homecoming games (they are 35-13 in homecoming contests played in October).

- For Georgia Tech's all-time homecoming results, see p. 244 of the 2019 GT football information guide.



**OFFENSE**

• The most noticable change for the majority of observers as **Geoff Collins** takes the reins at Georgia Tech is the transition from the option-based offense that the Yellow Jackets ran under former head coach Paul Johnson for the past 11 seasons to a spread, pro-style offense.

• Leading the transition to Georgia Tech's spread, pro-style offense is offensive coordinator/quarterbacks coach **Dave Patenaude**.

• Patenaude also served as the offensive coordinator and quarterbacks coach under Collins the past two seasons at Temple.

• With Patenaude at the helm of Temple's offense the past two seasons, the Owls amassed two of the three highest single-season passing totals in school history (3,273 yards in 2017, 3,297 yards in 2018).

• Making Georgia Tech's transition to the new spread, pro-style offense more challenging has been a slew of injuries across its offensive line. The Yellow Jackets lost their two most experienced offensive linemen — seniors **Jahaziel Lee** and **Kenny Cooper** — to season-ending injuries after just three and four games, respectively. Lee and Cooper have combined for 43 collegiate starts (23 for Cooper, 20 for Lee) while the rest of the offensive linemen on Tech's roster had combined for just 41 career starts before Cooper and Lee were lost for the year.

• Georgia Tech has lost a total of three senior offensive starters for the season due to injury. In addition to Lee and Cooper, WR **Jalen Camp**, who made 17-consecutive starts at wideout, also underwent season-ending injury following the fourth game of the season.

• Due in large part to the slew of injuries, seven of Georgia Tech's 11 starters the past three games (Oct. 5 vs. North Carolina, Oct. 12 at Duke, Oct. 19 at Miami) have been freshmen or sophomores, including r-Fr. QB **James Graham**, who has made the first three starts of his career.

• Despite the major transformation of Georgia Tech's offensive scheme and the large number of underclassmen leading the charge, the Yellow Jackets have set season highs for total offense in four of the last five games.

**GEORGIA TECH TOTAL OFFENSE — 2019**

Date	Opponent	Yards
Aug. 29	at No. 1 Clemson	294
Sept. 7	USF	257
Sept. 14	The Citadel	301
Sept. 28	at Temple	305
Oct. 5	North Carolina	321
Oct. 12	at Duke	379
Oct. 19	at Miami (Fla.)	345

• Making Georgia Tech's offensive transition even more difficult is the fact that five of the 12 teams on its regular-season schedule currently rank among the nation's top 15 teams in total defense (No. 4 Clemson, No. 7 Georgia, No. 11 Virginia, No. 14 Pitt, No. 15 Miami - *statistic courtesy of the Voice of the Yellow Jackets Andy Demetra*).

• On Oct. 19 at Miami, Georgia Tech set a season high with 207 rushing yards. Making the season-best rushing performance even more impressive is the fact that Miami owned the nation's No. 7-ranked rushing defense going into the game, having allowed just 77.7 rushing yards per contest.

• In its previous game at Duke (Oct. 12), Georgia Tech set season highs for total offense (379 yards), passing yards (206), pass completions (15), third-down conversions (8).

• The Yellow Jackets' 206 passing yards against Duke were their most in a game since they threw for 264 yards against Duke on Oct. 29, 2016.

• Georgia Tech's 15 pass completions against Duke were its most in a game since it also completed 15 passes against Clemson in 2013.

• Three of the Yellow Jackets' six highest completion totals since 2008 have come in the past six games.

**MOST COMPLETIONS IN A GAME (SINCE 2008)**

Completions	Opponent	Year	Result
1. 18	Middle Tennessee	2012	L, 49-28
2. 15	Duke	2019	L, 41-23
	Clemson	2013	L, 55-31
4. 14	Temple	2019	L, 24-2
	USF	2019	W, 14-10
	Duke	2014	L, 31-25

• On Oct. 5 versus North Carolina, Georgia Tech totaled 321 yards of offense and 6.1 yards per play (season high vs. an NCAA Division I FBS opponent), despite managing only 92 yards of offense in a scoreless first half.

• Making the offensive output against UNC even more impressive is that Georgia Tech amassed 229 yards and 22 points on just 26 plays (8.8 yards per play) in the second half of the contest.

• On Sept. 28 at Temple, GT had success moving the ball, as it entered Temple territory on six of its 12 offensive possessions and drove inside the 35 yard line five times but came away with no points (three turnovers, two turnovers on downs and a punt on its six possessions in TU territory).

• On Sept. 14 versus The Citadel, Georgia Tech averaged 6.5 yards per play (301 yards of total offense in just 46 snaps) and scored 24 points despite having possession for just 18:10.

• If Georgia Tech's offensive numbers against The Citadel were extrapolated over 30 minutes of possession, the Yellow Jackets would have amassed 497 yards of offense and scored 40 points.

• In the season opener at No. 1 Clemson (Aug. 29), Georgia Tech totaled 294 yards of offense and averaged 4.7 yards per play. In Clemson's 17 games since the beginning of last season, the Yellow Jackets are one of only six teams to amass at least 294 yards of offense against Clemson and one of only three teams to average as much as 4.7 yards per play against the Tigers.

• Georgia Tech had two student-athletes rush for at least 56 yards in the opener at top-ranked Clemson — So. RB **Jordan Mason** (72) and So. QB **Tobias Oliver** (56). Since the beginning of last season, only two other teams have had two players with at least 56 rushing yards against Clemson — Pitt in the 2018 ACC Championship Game and Alabama in the 2019 College Football Playoff Championship Game.

• Georgia Tech averaged 19.6 yards per completion in the season opener against Clemson (seven completions for 137 yards), which was the third-highest yards-per-completion rate in the nation during Week One of the 2019 season, behind only Air Force (41.0 ypc vs. Colgate) and UTEP (26.8 ypc vs. Houston Baptist).

• Despite scoring 21 points in the first half of its last game at Miami (Oct. 19), Georgia Tech's offensive production for the season still skews towards the second halves of games.

**2019 GT OFFENSE — 1st HALF vs. 2nd HALF**

Total Offense	Points	Yards	15+-yd plays
First Half	55	935	17
Second Half + OT	72	1,267	30

Rushing	Attempts	Yards	Yards/Rush
First Half	143	552	3.9
Second Half	133	630	4.7

Passing	Comp.	Comp. %	Yds.	TD	Effic.
First Half	32	.432	383	2	90.23
Second Half	46	.505	637	4	115.06

• Georgia Tech has played 281-consecutive games without being shut out, good for the seventh-longest active streak in NCAA Division I FBS.

• The Yellow Jackets have not been held scoreless since a 38-0 loss at No. 3 Florida State on Oct. 18, 1997.

• Even more impressively, Georgia Tech has not been blanked at home since a 7-0 loss to Georgia on Nov. 30, 1957 — good for a streak of 381-straight games played at Bobby Dodd Stadium without being shut out.

**ACTIVE STREAKS WITHOUT BEING SHUT OUT (FBS)**

	Streak	Year Began
Florida ^	393	1988
TCU	341	1992
Virginia Tech	317	1995
Georgia	311	1995
Nebraska	303	1996
Boise State	285	1997
<b>Georgia Tech</b>	<b>281</b>	<b>1997</b>
Texas Tech	278	1997
Oklahoma	276	1998

^ NCAA record

**QUARTERBACKS**

• At Georgia Tech, Collins and Patenaude inherited one of the least-experienced corps of passing quarterbacks in all of college football, as the three returners at the position on Tech's roster — sophomores **Lucas Johnson** and **Tobias Oliver** and redshirt freshman **James Graham** — combined to throw just 17 passes coming into this season.

• Georgia Tech's 17 combined pass attempts among the quarterbacks on its roster were the sixth-fewest in the nation heading into the 2019 season.

**FEWEST COMBINED PASS ATTEMPTS RETURNING IN 2019 — NCAA DIVISION I FBS**

School	Att.	Comp.	TD
Auburn	2	1	0
Penn State	7	5	2
NC State	7	8	0
Boise State	10	7	1
Fresno State	12	8	1
<b>Georgia Tech</b>	<b>17</b>	<b>8</b>	<b>2</b>
Middle Tennessee	21	9	0

• Graham became the third member of the trio to start a game this season when he made his first-career start against North Carolina on Oct. 5. He has made each of the last three starts at QB (Oct. 5 vs. UNC, Oct. 12 at Duke, Oct. 19 at Miami).

• Despite starting only three of Georgia Tech's seven games, Graham leads the team in passing yards (666), pass completions (50), pass attempts (109) and touchdown passes (5) this season.

• Graham is the only Georgia Tech QB with more touchdown passes (5) than interceptions (3) this season.

• Graham is also the only GT QB to crack the 100-yard passing barrier in a game this season, a feat he has accomplished three of the past four contests (100 vs. Temple, 171 vs. North Carolina, 206 vs. Duke).



**OFFENSE**

**RUNNING BACKS**

• So. **Jordan Mason** is Georgia Tech's leading rusher this season with 566 yards and six touchdowns on 95 carries (6.0 avg.).

• Mason's 80.9 rushing yards per game rank fifth in the ACC and 53rd nationally.

• Mason's 5.96 yards per carry rank third in the ACC and 29th nationally.

• Mason's six rushing touchdowns are tied for fifth in the ACC and 55th nationally.

• According to *Pro Football Focus*, Mason is the highest-graded running back in all of NCAA Division I FBS this season.

**HIGHEST-GRADED RUNNING BACKS — 2019 NCAA DIVISION I FBS**

Player	School	PFF Grade
1. <b>Jordan Mason</b>	<b>Georgia Tech</b>	<b>90.4</b>
2. Chuba Hubbard	Oklahoma State	90.0
3. Kenneth Gainwell	Memphis	89.7
4. Jonathan Taylor	Wisconsin	89.2
5. A.J. Dillon	Boston College	87.2
6. Darius Anderson	TCU	86.7
7. Zack Moss	Utah	86.0
8. Tra Minter	South Alabama	84.3
9. Najee Harris	Alabama	84.2
10. Rodney Smith	Minnesota	84.2

• Mason has put together back-to-back 100-yard games with 106 yards at Duke (Oct. 12) and a career-high 141 yards at Miami (Oct. 19).

• The 100-yard games at Duke and Miami were the first two 100-yard games of Mason's career. He had not reached the 100-yard plateau in the first 13 games of his career.

• Earlier this season against USF (Sept. 7), Mason had 101 rushing yards after 19 carries but lost two yards on his final rush of the afternoon as he was trying to help Georgia Tech melt the final minutes off the clock and finished with 99 yards.

• Mason was especially impressive after halftime in Georgia Tech's 28-21 overtime win at Miami. He gained 91 of his 141 yards after halftime, including all 25 of the Yellow Jackets' yards in their lone OT possession, when he ran for 2, 22 and 1 yards. The 1-yard touchdown drive proved to be the game-winning points in the Jackets' 28-21 victory.

• After being limited to just five carries due to injury at Temple (Sept. 28), Mason bounced back for 62 yards and a touchdown on eight carries (7.8 avg.) against North Carolina (Oct. 5).

• Mason's 43-yard run that set up Georgia Tech's first touchdown against UNC was the longest run by a Yellow Jacket this season (prev.: 39 by Tobias Oliver vs. Clemson, Aug. 29).

• Against The Citadel (Sept. 14), Mason ran for 78 yards and two touchdowns on just 11 carries (7.1 avg.).

• Mason ran for a then-career-high 99 yards and a score on 20 attempts (5.0 avg.) in Georgia Tech's 14-10 win over USF.

• Mason carried the ball 13 times for 72 yards (5.5 avg.) and a touchdown in the season opener at No. 1 Clemson (Aug. 29).

• Since the beginning of last season, Mason is one of only two ball-carriers that has averaged at least 5.5 yards per rush on a minimum of 13 carries against Clemson (Pitt's Darrin Hall averaged 6.1 yards per carry in the 2018 ACC Championship Game).

• In 236 career carries, Mason has been held to negative yardage only 14 times.

**JORDAN MASON - GAME-BY-GAME**

2018	Rush	Yds.	TD	Rec.	Yds.	TD	All-Purp.
Alcorn St.	11	85	1	0	0	0	85
USF	13	95	0	0	0	0	95
Pitt	10	94	0	1	2	0	96
Clemson	4	30	0	0	0	0	30
Bowling Green	7	61	2	0	0	0	61
Louisville	13	78	1	0	0	0	78
Duke	12	39	0	0	0	0	39
Virginia Tech	12	82	3	0	0	0	82
North Carolina	12	40	0	0	0	0	40
Miami (Fla.)	5	24	0	0	0	0	24
Virginia	3	9	0	0	0	0	9
Georgia	1	3	0	0	0	0	3
Minnesota	5	19	0	0	0	0	19
<b>2018 Total</b>	<b>108</b>	<b>659</b>	<b>7</b>	<b>1</b>	<b>2</b>	<b>0</b>	<b>661</b>

2019	Rush	Yds.	TD	Rec.	Yds.	TD	All-Purp.
Clemson	13	72	1	0	0	0	72
USF	20	99	1	3	15	0	114
The Citadel	11	78	2	1	11	0	89
Temple	5	8	0	2	17	0	25
North Carolina	8	62	1	0	0	0	62
Duke	18	106	0	1	2	0	108
Miami (Fla.)	20	141	1	0	0	0	141
<b>2019 Total</b>	<b>95</b>	<b>566</b>	<b>6</b>	<b>7</b>	<b>45</b>	<b>0</b>	<b>611</b>
<b>Career</b>	<b>236</b>	<b>1,225</b>	<b>13</b>	<b>8</b>	<b>47</b>	<b>0</b>	<b>1,372</b>

• With his 106-yard performance at Duke on Oct. 12, Mason became the 50th student-athlete in Georgia Tech history with 1,000 career rushing yards. He currently ranks 40th in program history with 1,225 rushing yards. He needs only 75 yards to become only the 35th Yellow Jacket with 1,300 career rushing yards.

• Mason's 6.1 yards per carry ranked fourth among all freshmen nationally and t-29th in the nation overall in 2018.

• Mason's 50.7 rushing yards per game ranked 23rd nationally among freshmen in '18.

• Jr. **Jerry Howard Jr.** has become one of Georgia Tech's most valuable weapons as a runner, pass-catcher and special-teams stalwart.

• Howard ranks third on the team in rushing (101 yards), fifth on the team in receiving (87 yards) and has four tackles and a punt block on special teams.

• Howard made his first start of the season in a two-back set with Mason and carried the ball a season-high five times for 22 yards at Miami (Oct. 19).

• Howard put together one of the best all-around performances of his career at Duke (Oct. 12), finishing with 31 yards on two receptions (including a 19-yard touchdown catch on Georgia Tech's opening drive), 16 yards on four rushes, three special teams tackles and a blocked punt.

• Howard ran for a season-high 31 yards on just three carries (10.3 avg.) the previous Saturday vs. North Carolina (Oct. 5). The 10.3 yards-per-rush average was the second-highest of his career (career high: 13.7 in his collegiate debut vs. Jacksonville State, Sept. 9, 2017).

• Howard caught two passes for 57 yards, including a 54-yarder that set up a Georgia Tech touchdown, in the season opener at Clemson (Aug. 29). The two receptions, 57 receiving yards and 54-yard catch were all career highs for the junior.

**JERRY HOWARD JR. - GAME-BY-GAME**

2017	Rush	Yds.	TD	Rec.	Yds.	TD	All-Purp.
Tennessee							- DNP -
Jax State	6	82	1	0	0	0	82
Pitt	3	19	0	0	0	0	19
UNC	5	34	0	0	0	0	34
Miami							- DNP -
WF	3	14	1	0	0	0	14
Clemson	3	19	0	1	15	0	34
UVA	2	7	0	0	0	0	7
VT	0	0	0	0	0	0	0
Duke	1	0	0	0	0	0	36
UGA	0	0	0	0	0	0	28
<b>2017 Total</b>	<b>23</b>	<b>175</b>	<b>2</b>	<b>1</b>	<b>15</b>	<b>0</b>	<b>254</b>

2018	Rush	Yds.	TD	Rec.	Yds.	TD	All-Purp.
Alcorn St.	3	7	0	0	0	0	7
USF	1	1	0	0	0	0	1
Pitt	8	82	0	0	0	0	82
Clemson	10	18	0	0	0	0	18
Bowling Green	6	29	1	0	0	0	29
Louisville	8	58	1	0	0	0	58
Duke	12	62	1	1	16	0	78
Virginia Tech	12	76	1	0	0	0	76
North Carolina	10	90	0	1	18	0	108
Miami (Fla.)	12	56	0	0	0	0	56
Virginia	11	43	1	0	0	0	43
Georgia	12	39	0	1	15	0	54
Minnesota	2	3	0	1	1	0	4
<b>2018 Total</b>	<b>107</b>	<b>454</b>	<b>5</b>	<b>4</b>	<b>50</b>	<b>0</b>	<b>614</b>
<b>Career</b>	<b>130</b>	<b>739</b>	<b>7</b>	<b>5</b>	<b>65</b>	<b>0</b>	<b>868</b>

2019	Rush	Yds.	TD	Rec.	Yds.	TD	All-Purp.
Clemson	4	15	0	2	57	0	72
USF	1	1	0	1	-1	0	0
The Citadel	2	12	0	0	0	0	12
Temple	1	4	0	0	0	0	4
North Carolina	3	31	0	0	0	0	31
Duke	4	16	0	2	31	1	56
Miami (Fla.)	5	22	0	0	0	0	22
<b>2019 Total</b>	<b>20</b>	<b>101</b>	<b>0</b>	<b>5</b>	<b>87</b>	<b>1</b>	<b>197</b>
<b>Career</b>	<b>161</b>	<b>903</b>	<b>0</b>	<b>13</b>	<b>208</b>	<b>1</b>	<b>1,184</b>

• Freshmen **Dontae Smith** and **Jamious Griffin** have combined for 115 yards on 30 carries in reserve roles behind Mason and Howard this season.

• Griffin, a true freshman who was Georgia's Gatorade Player of the Year last year at Rome H.S., saw the most extensive action of his career at Miami (Oct. 19), with eight carries for 21 yards (both career highs).

• Smith, a redshirt freshman who had one career carry for minus-two yards prior to the Yellow Jackets' fourth game of the season at Temple (Sept. 28), rushed seven times for 35 yards against the Owls (both career highs).

• Mason and Howard Jr. are both on the official watch list for the 2019 Doak Walker Award (nation's top RB). Georgia Tech is one of only eight teams nationally with multiple student-athletes among the 71 running backs on the official Doak Walker watch list (joining Arkansas, Duke, Louisiana-Lafayette, Minnesota, Notre Dame, Oregon and Tulsa).

## OFFENSE

## WIDE RECEIVERS

- One of college football's most dynamic true freshmen, **Ahmarean Brown** leads Georgia Tech in receiving yards (241), receptions (12), yards per reception (20.1 - min. 3 rec.) and touchdown catches (3) this season. He ranks second on the squad with nine receptions.
- Brown's 35-yard touchdown catch with less than a minute to go in the first half of Georgia Tech's 28-21 win at Miami (Oct. 19) was his sixth reception of 20-plus yards and his fourth of 30-plus yards this season.
- The previous Saturday at Duke (Oct. 12), Brown hauled in a 40-yard reception late in the first half that set up an 8-yard touchdown run by Graham one play later. It was Brown's second catch of at least 40 yards this season (he had a 42-yard reception at Temple on Sept. 28).
- Brown matched a career high with three receptions at Miami (he also had three catches at Temple on Sept. 28).
- Brown set a career high with 64 yards at Temple, including the career-long 42-yard gain.
- Brown's three touchdown receptions this season have gone for 28 (Aug. 29 at Clemson), 32 (Oct. 5 vs. North Carolina) and 35 yards (Oct. 19 at Miami).
- With his touchdown catch in the season opener at Clemson, Brown became the first true freshman receiver at Georgia Tech to haul in a touchdown in his first-career game since Kerry Watkins caught a 6-yard TD pass from Joe Hamilton in the 1999 season opener at Navy (Sept. 4, 1999).
- Following a season-ending injury to senior **Jalen Camp**, r-So. **Adonicas Sanders** has started each of the past three games (Oct. 5 vs. North Carolina, Oct. 12 at Duke and Oct. 19 at Miami).
- In three games since moving into the starting lineup, Sanders has amassed eight receptions for 166 yards (three catches for 67 yards vs. UNC, three catches for 69 yards vs. Duke, two catches for 30 yards vs. Miami). He led Georgia Tech in receiving yardage against UNC and Duke.
- Prior to catching eight passes for 166 yards over the past three games, Sanders had just three receptions for 25 yards in his entire career (all this season).
- Despite only seeing significant playing time the past three games, Sanders ranks second on the team with 191 receiving yards and is tied for second on the squad with 11 receptions.
- Sophomore **Malachi Carter** is also tied for second on the team with 11 receptions (101 yards) this season.
- Carter hauled in his first touchdown catch of the season (second of his career) with a 28-yard touchdown reception from QB **James Graham** vs. North Carolina (Oct. 5).
- Georgia Tech's wide receivers corps took a hit prior to Game Five vs. North Carolina (Oct. 5) when senior **Jalen Camp** underwent season-ending surgery.
- After going without a reception over the first two games of the season, Camp had broken out with seven receptions for 134 yards over his final two games of the season — three catches for 71 yards and a touchdown against The Citadel (Sept. 14) and four catches for 64 yards at Temple (Sept. 28).

- Camp's season came to a close with 134 receiving yards (first on team through four games) on seven receptions (t-2nd), good for a 19.1-yards-per-catch average (1st). His one touchdown catch was also tied for the team lead through four contests.

- Camp's four receptions at Temple (Sept. 28) were a career high (prev.: vs. The Citadel, Sept. 14 and vs. Minnesota, 2018 Quick Lane Bowl).

- Camp's 71 yards against The Citadel (Sept. 14) set a new career high (prev.: 70 vs. Minnesota, 2018 Quick Lane Bowl).

- Camp's touchdown against The Citadel, a 33-yarder from QB **Lucas Johnson**, was the first touchdown reception of his career.

- Entering this season, Georgia Tech returned only three wide receivers that caught a pass in 2018 — Camp (who is out for the season), Carter and junior **Stephen Dolphus**, who has not played this season due to injury.

- The trio of Camp, Carter and Dolphus had combined for just 16 receptions for 330 yards and one touchdown in the careers coming into 2019.

## TIGHT ENDS

- Georgia Tech's game experience at wide receiver looks deep compared to the tight end position.
- The Yellow Jackets have reintroduced the tight end position to their offense for the first time since 2007, as former head coach Paul Johnson's double-slot option-based offense did not utilize tight ends.
- The only tight end on Georgia Tech's roster that had any collegiate game experience at the position coming into the season is **Tyler Davis**, a graduate transfer from UConn.
- With a 7-yard reception in the fourth quarter of the season opener at Clemson (Aug. 29), Davis became the first Georgia Tech tight end to catch a pass in a game since Collin Peek's 4-yard catch in the third quarter vs. Georgia on Nov. 24, 2007.
- Davis hauled in a two-point conversion pass versus North Carolina (Oct. 5), becoming the first Georgia Tech tight end to score in a game since Peek hauled in a 17-yard touchdown pass against Georgia in '07.
- Davis led all Georgia Tech pass-catchers with a season-high four receptions for 29 yards at Duke (Oct. 12).
- For the season, Davis leads Georgia Tech's tight ends and is tied for fourth among all GT pass-catchers with eight receptions.
- Davis, a converted quarterback, caught 47 passes for 500 yards and seven touchdowns in three seasons at UConn, including 22 receptions for 237 yards and six scores in 2018.
- Davis is on the official watch list for the 2019 Mackey Award, presented annually to college football's top tight end.

## OFFENSIVE LINE

- Considered the position making the most radical transition in playing style as Georgia Tech transforms to a spread, pro-style offense this season, the Yellow Jackets' offensive line has been decimated by injuries this season.
- Seniors **Jahaziel Lee** (LT) and **Kenny Cooper** (C) have both been lost for the season due to injuries after appearing in just three and four games, respectively.

- Tech's most experienced linemen, Cooper and Lee have combined to start 43 collegiate starts (23 for Cooper, 20 for Lee) while the rest of the offensive linemen on Tech's roster have combined for 56 career starts.

## GEORGIA TECH OFFENSIVE LINE START CHART

	Career Games	Career Starts	2019 Starts	Consec. Starts
*C/RG Kenny Cooper	31	23	4	—
*LT/C Jahaziel Lee	35	20	2	—
LT/RT Zach Quinney	20	19	7	19
^RG/LT Jared Southers	34	13	7	7
RG Connor Hansen	23	13	4	4
RT/LG Jack DeFoor	15	6	6	5
C William Lay III	5	3	3	3
LG Mikey Minhan	4	2	2	—
<b>TOTALS</b>	<b>167</b>	<b>99</b>		

\* out for the season due to injury

^ includes 27 games and 6 starts at Vanderbilt

- Additionally, Georgia Tech was without the services of So. **Mikey Minihan** (the starting left guard for the first two games of the season) for four games before he returned in a reserve role at Miami (Oct. 19).

- The Yellow Jackets were also without right guard **Connor Hansen** for the majority of spring practice, all of fall camp and the first three games of the season before the junior made his 2019 debut at Temple (Sept. 28).

- Due to the rash of injuries across the offensive front, three walk-on offensive linemen have seen significant action over this season, highlighted by r-So. **William Lay III**, who played the majority of the snaps at center against USF (Sept. 7) and Temple (Sept. 28) before moving into the starting lineup in place of Cooper vs. North Carolina (Oct. 5). Lay III has started each of the past three games.

- R-So. **Hamp Gibbs** also played significant snaps at right guard against The Citadel (Sept. 14), and r-Jr. **Chet Lagod** saw significant action at Temple (Sept. 28).

- Cooper was on the official preseason watch list for the Rimington Trophy, awarded annually to college football's top center.



**DEFENSE**

**TEAM**

• Dubbed the "Minister of Mayhem," Georgia Tech head coach **Geoff Collins** has been known for putting together some of college football's top defenses over the past eight seasons — first as defensive coordinator at Mississippi State (2011-14) and Florida (2015-16), then as head coach at Temple (2017-18).

- Over the past eight seasons, Collins' defenses have:
  - ranked in top 20 nationally in total defense three times (twice in top 8)
  - ranked in top 25 in scoring defense four times (twice in top 12)
  - ranked in top 30 in passing defense five times (twice in top 13)
  - ranked in top 45 in pass efficiency defense seven times (four times in top 22)
  - ranked in top 35 in turnovers gained five times (twice in top 6)
  - ranked in top 15 in interceptions four times (twice in top 10)
  - ranked in top 25 in sacks four times (twice in top 15)

• In its first season under Collins and defensive coordinator **Andrew Thacker**, Georgia Tech ranks third in the ACC and 21st nationally in pass defense, allowing just 185.6 yards per game through the air.

• Only two teams have thrown for more than 200 yards against the Yellow Jackets this season — Clemson (221 yds. - Aug. 29) and North Carolina (376 yds. - Oct. 5).

• Excluding two outliers on either end of the spectrum (North Carolina - 376 yds. and The Citadel - 30 yds.), Georgia Tech is allowing just 178.6 passing yards per game, which would rank 13th nationally.

• The Yellow Jackets also lead the ACC and 12th nationally in red zone defense, as their opponents have come away with points on just 25-of-35 trips inside the Jackets' 20 yard line (.714).

• Living up to Collins' "Minister of Mayhem" moniker, Georgia Tech has also seen a significant uptick in negative plays through seven games this season.

• The Yellow Jackets have recorded 38 tackles for loss through seven games this season (5.4 per game). Last season, the Jackets ranked 125th out of 129 NCAA Division I FBS teams with 4.2 tackles for loss per game. They did not record their 38th TFL of last season until the ninth game of the year.

• In addition to the 38 tackles for loss, Georgia Tech has also registered 12 sacks through the first seven games of this season, marking the first time since 2010 that the Yellow Jackets have had at least 38 TFL and 12 sacks through the first seven contests of the campaign.

• Over the past two games (Oct. 12 at Duke, Oct. 19 at Miami), Georgia Tech's defense has surrendered a total of 291 yards and just three points.

• Georgia Tech held Miami scoreless after halftime of its 28-21 overtime win on Oct. 19, marking the first time since it did not allow any points to an NCAA Division I FBS opponent in any half since North Carolina was shut out in the first half of the Yellow Jackets' 33-7 win over the Tar Heels on Sept. 30, 2017. It marked the first time GT held any opponent scoreless in a half since its 41-0 win over Alcorn State in the 2018 season opener (Sept. 1, 2018).

• After surrendering 31 points and 268 yards of offense in the first half of its Oct. 12 game at Duke, Georgia Tech's defense surrendered just three points and 105 yards in the second half of the contest.

• The previous Saturday versus North Carolina (Oct. 5), Georgia Tech limited UNC to 5.9 yards per play on first and second downs but allowed 6.6 yards per play on third and fourth downs, as UNC converted 12-of-20 third and fourth downs. The third- and fourth-down conversions played a big part in UNC running 97 plays, 44 more than the Yellow Jackets' 53 (the teams' yards per play were even at 6.1).

• On Sept. 28, Georgia Tech limited Temple to just 322 yards of total offense, nearly 150 yards less than the Owls' season average of 470.3 yards per game going into the contest.

• The Yellow Jackets also surrendered just 127 yards on 9-of-22 passing against Temple. The Owls ranked ninth nationally with 347.3 passing yards per game going into the contest.

• A year after surrendering 426 yards in a 49-38 loss to USF, Georgia Tech's defense limited the Bulls to just 261 yards and 10 points in a 14-10 win on Sept. 7.

• USF's 10 points were the fewest that Georgia Tech has surrendered to an NCAA Division I FBS opponent since its 33-7 win over UNC on Sept. 30, 2017.

• USF's 261 yards of total offense were the fewest that Georgia Tech surrendered against an FBS opponent since it allowed 258 yards in a 28-22 win over Virginia Tech on Nov. 11, 2017.

• Outside of a handful of big plays, Georgia Tech more than held its own against Clemson's high-powered offense in the season opener (Aug. 29). Clemson gained 15 or more yards nine times, amassing 320 yards in those nine plays. In Clemson's remaining 70 offensive snaps, Georgia Tech limited the Tigers to 312 yards, an average of just 4.45 yards per play.

• Yellow Jackets that record takeaways have the opportunity to sign the "Get The Ball Board" on Georgia Tech's sideline. Introduced by head coach **Geoff Collins** when he was the defensive coordinator at Western Carolina in 2002, the "Get The Ball Board" has evolved from players simply adorning the board with their signatures to signing with their social media handles.

**#GETTHEBALL — 2019 GEORGIA TECH TAKEAWAYS**

Player (Social Media Handle)	Type	Opp.
1. Justice Dingle (@justicedingle21)	FR	CLEM
2. Tre Swilling (@TreSwilling)	INT	CLEM
3. Kaleb Oliver (@_K2Tha_0)	INT	CLEM
4. David Curry (@D_Curry_22)	FR	USF
5. T.K. Chimedza (@_TKC11)	FR	USF
6. David Curry (@D_Curry_22)	INT	CIT
7. Kaleb Oliver (@_K2Tha_0)	INT	TEM
8. Antwan Owens (@TheAntwanOwens)	INT	UNC
9. JaQuon Griffin (@Jaquongriffin)	FR	MIA

**INDIVIDUAL**

• The mayhem being created by Georgia Tech's defense is reflected by the number of Yellow Jackets ranked among the nation's leaders in various individual statistical categories.

**GT DEFENDERS — NATIONAL/ACC RANKS, 2019**

Category/Player	No.	FBS Rank	ACC Rank
<b>Forced Fumbles</b>			
So. LB Charlie Thomas	.29 pg	t-23rd	t-3rd
<b>Tackles for Loss</b>			
So. LB Charlie Thomas	1.3 pg	t-32nd	t-4th
<b>Interceptions</b>			
So. DB Kaleb Oliver	2	t-49th	t-4th
<b>Fumbles Recovered</b>			
r-Fr. DL T.K. Chimedza	1	t-69th	t-4th
Jr. LB David Curry	1	t-69th	t-4th
r-Fr. DL Justice Dingle	1	t-69th	t-4th
Fr. DL JaQuon Griffin	1	t-69th	t-4th

• Making So. DB **Kaleb Oliver's** team-leading two interceptions even more impressive is the fact that they came against two of the nation's top quarterbacks in Clemson's Trevor Lawrence (Aug. 29) and Temple's Anthony Russo (Sept. 28).

• R-Fr. DL **Ja'Quon Griffin's** recovery of a fumble forced by **Fr. LB Demetrius Knight II** for a touchdown in the first quarter at Miami (Oct. 19) was the first defensive touchdown of the season by a Yellow Jacket. The Yellow Jackets had not scored a defensive touchdown since **Juanyeh Thomas'** 95-yard interception return for a touchdown vs. Louisville on Oct. 5, 2018 and had not scored on a fumble recovery since **David Curry's** 15-yard fumble return for a touchdown vs. Alcorn State on Sept. 1, 2018.

• On Oct. 12 at Duke, five different Yellow Jackets set career highs for tackles — So. LB **Quez Jackson** (9 - prev. career high: 7 vs. The Citadel, Sept. 14), So. DL **Kelton Dawson** (6 - prev.: 5, 2x, last vs. North Carolina, Oct. 5), Fr. LB **Demetrius Knight III** (6 - prev.: 1, 3x, last vs. UNC, Oct. 5), walk-on Jr. DL **Djimon Brooks** (5 - prev.: 2, 2x, last vs. The Citadel, Sept. 14) and Fr. DL **Sylvain Yondjouen** (4 - prev.: 1 vs. Temple, Sept. 28).

• Linebackers **David Curry** and **Charlie Thomas** lead Georgia Tech in tackles this season with 55 and 43, respectively.

• Curry (55) and Thomas (43) are the first pair of Georgia Tech teammates to each have 43 or more tackles through six games since P.J. Davis (57) and Quayshawn Nealy (49) in 2014.

**MOST TOTAL TACKLES — GEORGIA TECH THROUGH SEVEN GAMES, SINCE 2005**

Player	UT-AT	Total Tackles	Year
1. Julian Burnett	34-33	67	2011
2. P.J. Davis	46-11	57	2014
3. Gerris Wilkinson	29-27	56	2005
<b>4. David Curry</b>	<b>27-28</b>	<b>55</b>	<b>2019</b>
5. Isaiah Johnson	32-18	50	2012
6. P.J. Davis	36-13	49	2015
Quayshawn Nealy	38-11	49	2014
Kamichael Hall	29-20	49	2006
9. Philip Wheeler	28-20	48	2006
10. Corey Griffin	38-6	44	2016
Brad Jefferson	20-24	44	2009
Morgan Burnett	25-19	44	2008
Dawan Landry	34-10	44	2005
<b>14. Charlie Thomas</b>	<b>29-14</b>	<b>43</b>	<b>2019</b>

• Curry registered a career-high 16 tackles vs. North Carolina (Oct. 5), which is tied for the most tackles by a Yellow Jacket in a single game since Morgan Burnett made 16 stops against Georgia on Nov. 28, 2009.

**DEFENSE**

• Curry's 16 tackles against UNC gives him 30 stops in the Yellow Jackets' last two home games. He had 14 stops against The Citadel (Sept. 14).

**MOST TOTAL TACKLES — GT SINGLE GAME, SINCE 2005**

Player	Tackles	Opponent	Year
<b>1. David Curry</b>	<b>16</b>	<b>North Carolina</b>	<b>2019</b>
Morgan Burnett	16	Georgia	2009
2. Jemea Thomas	15	Ole Miss	2013*
Jemea Thomas	15	Virginia	2013
<b>4. David Curry</b>	<b>14</b>	<b>The Citadel</b>	<b>2019</b>
Isaiah Johnson	14	Pittsburgh	2014
Paul Davis	14	North Carolina	2014
Isaiah Johnson	14	Clemson	2012
Morgan Burnett	14	Louisiana State	2008
Gerris Wilkinson	14	North Carolina	2005

\* 2013 Music City Bowl

• Curry is one of only 11 Power Five student-athletes (and one of just four linebackers) with at least 55 tackles, an interception and a fumble recovery this season.

**55 TT, 1 INT, 1 FR CLUB — POWER FIVE**

Player, Team	Yr.	TT	INT	FR
1. Dele Harding, Illinois^	Sr.	94	2	1
2. Malcolm Rodriguez, Oklahoma St.	Jr.	66	1	1
3. Jake Hansen, Illinois^	Jr.	63	1	3
4. Jeremiah Dinson, Auburn	Sr.	61	1	1
Ayinde Eley, Maryland^	So.	61	1	1
6. Kamren Curl, Arkansas	Jr.	59	2	1
7. Joey Blount, Virginia	So.	58	2	1
8. Joe Foucha, Arkansas	So.	56	1	1
Xavier McKinney, Alabama	Jr.	56	1	1
<b>10. David Curry, Georgia Tech*^</b>	<b>Jr.</b>	<b>55</b>	<b>1</b>	<b>1</b>
Brandon Jones, Texas	Sr.	55	2	1

\* Through seven games played (all others through eight)  
^ Denotes linebacker

• Curry turned in one of the most impressive performances in recent memory by a collegiate defender when he recorded a sack and an interception to go along with his then-career-high 14 tackles against The Citadel.

• Curry's performance against The Citadel marked only the 13th time since 2015 that an NCAA Division I FBS student-athlete recorded at least 14 tackles, a sack and an interception in a game. Michigan State's Joe Bachie is the only other FBS player to accomplish the feat this season (Sept. 21 vs. Northwestern).

• Thomas is one of only 13 Power Five conference student-athletes with at least 43 tackles, 9.0 tackles for loss and 2.0 sacks this season.

• Of the 13 Power Five conference players with at least 43 tackles, 9.0 TFL and 2.0 sacks this season, Thomas is one of three that has accomplished the feat in seven games.

• Thomas is one of just two sophomores on the exclusive list.

**43 TT, 9 TFL, 2 SACKS CLUB — POWER FIVE**

Player, Team	Yr.	Tackles	TFL	Sacks
1. Jordyn Brooks, Texas Tech	Sr.	87	15.5	3.0
2. Max Richardson, Boston College	Jr.	78	11.5	2.5
3. Joe Bachie, Michigan St.	Sr.	72	9.5	3.5
Garret Wallow, TCU*	Jr.	72	11.0	2.5
5. Rayshard Ashby, Virginia Tech	Jr.	71	10.0	3.0
6. Isaiah Simmons, Clemson	Jr.	64	11.5	6.0
7. Antjuan Simmons, Michigan St.	Jr.	59	11.0	2.5
8. Zane Zadler, Virginia	Jr.	59	10.0	4.5
9. Amen Ogbongbemiga, Oklahoma St.	Jr.	58	9.5	3.5
10. Chris Orr, Wisconsin	Sr.	44	9.0	9.0
Charles Snowden, Virginia	So.	44	9.0	3.0
12. Hamilcar Rashed, Jr., Oregon St.*	Jr.	43	14.5	9.0
<b>13. Charlie Thomas, Georgia Tech* So.</b>	<b>So.</b>	<b>43</b>	<b>9.0</b>	<b>2.0</b>

\* Through seven games (all others have played eight games)

• Thomas was responsible for Georgia Tech's lone points at Temple (Sept. 28) when he teamed up with Jr. DL **Antwan Owens** to tackle TU RB Re'Mahn Davis in the end zone for a safety.

• Thomas stuffed the stat sheet with nine tackles, two tackles for loss, two sacks and a forced fumble (all career highs) against USF (Sept. 7).

• With his performance against USF, Thomas became the first Yellow Jacket with at least nine tackles and two sacks in a game since Jeremiah Attaochu accomplished the feat against Florida State in the 2012 ACC Championship Game (Dec. 1, 2012).

• For his efforts against USF, Thomas was named ACC Linebacker of the Week.

• As a true freshman last season, Thomas' three fumble recoveries last season were the most by a Yellow Jacket since Quayshawn Nealy in 2014 (3).

• Thomas became only the third Yellow Jacket in the past decade with as many as three fumble recoveries in a season (Jerrard Terrant – 3, 2010; Nealy – 3, 2014).

• Thomas tied a single-game school record by recovering two fumbles in the Yellow Jackets' 66-31 win at Louisville on Oct. 5 of last season (both of which led to Georgia Tech touchdowns). He is the 18th Yellow Jacket to recover two fumbles in a game.

**MOST FUMBLE RECOVERIES — GT SINGLE-GAME HISTORY**

Player	FR	Opponent	Year
<b>1. Charlie Thomas</b>	<b>2</b>	<b>Louisville</b>	<b>2018</b>
Quayshawn Nealy	2	Pittsburgh	2014
Joe Anoa'i	2	Tulsa	2003
Daryl Smith	2	Navy	2000
Jermaine Miles	2	UCF	1995
Ronald Rogers	2	Maryland	1994
Gary Brown	2	Clemson	1993
Willis Crocket	2	VMI	1988
Cedric Stallworth	2	Virginia	1986
Dante Jones	2	Tennessee	1984
Anthony Harrison	2	Tennessee	1983
Seven more tied	2	Pre-ACC era	

• Entering this season, Georgia Tech returned just three starters from last year's defense — Curry, Carpenter and sophomore cornerback **Tre Swilling**.

• Ten different defensive players have made their first-career starts this season — r-Fr. **T.K. Chimedza**, r-So. **Kelton Dawson**, Sr. DT **Brentavious Glanton**, Jr. DE **Jaquan Henderson**, Jr. DT **Chris Martin**, So. NB **Kaleb Oliver**, Jr. DE **Antwan Owens**, r-So. **Avery Showell**, So. S **Juanyeh Thomas** and r-Fr. CB **Zamari Walton**.

• Highlighting Collins' "Above The Line" philosophy (in which Georgia Tech doesn't set a depth chart but rather lists players who are ready to contribute on gameday as "Above The Line"), Georgia Tech set the tone by having 28 different Yellow Jackets were on the field for 10 or more plays on defense in the season opener at Clemson (Aug. 29).

**HONORING BRANDON ADAMS**

**Dec. 22, 1997-March 23, 2019**

• In honor of teammate **Brandon Adams**, a would-be senior defensive lineman who died on March 23, Georgia Tech head coach **Geoff Collins** has announced that a different Yellow Jacket will wear Adams' jersey number 90 for each game this season.

• Junior DL **Chris Martin** wore the No. 90 for the Yellow Jackets' season opener vs. Clemson on Aug. 29. Martin, who normally wears No. 96, was Adams' best friend on the team and has dedicated the rest of his football playing career in Adams' memory.



**JERSEY NO. 90**

Game 1 vs. Clemson .....	Jr. DL Chris Martin
Game 2 vs. USF .....	Sr. TE Tyler Cooksey
Game 3 vs. The Citadel .....	Sr. RB Nathan Cottrell
Game 4 at Temple .....	Sr. WR Omahri Jarrett
Game 5 vs. North Carolina .....	So. DL Kelton Dawson
Game 6 at Duke .....	Sr. TE Tyler Davis
Game 7 at Miami (Fla.) .....	Jr. RB Jerry Howard Jr.

**SPECIALISTS**

• Two of Georgia Tech's three postseason honorees in 2018 earned the recognition on special teams — So. P **Pressley Harvin III** and Fr. KR **Juanyeh Thomas**.

• Through the first seven games of his junior campaign, Harvin has punted 42 times for a 43.8-yard average, an average that has been somewhat limited due to a number of opportunities to pin opponents deep inside their territory.

• Most impressively, 12 of Harvin's 42 punts have been downed inside the 20-yard line and six have been downed inside the 10-yard line. Harvin's 12 punts downed inside the 20 rank sixth in the ACC.

• Twelve of Harvin's 42 punts this season have traveled 50 yards or more. He has had at least one punt travel 50 yards or more in every game this season.

• Harvin has five punts of 50 yards or more over the past two games, including a season-long 57-yarder at Miami (Oct. 19) and 4-of-5 punts traveling at least 50 yards at Duke (Oct. 12).

• Harvin averaged a whopping 51.4 yards per punt against Duke, by far his highest average of the season (prev.: 43.3 at Temple, Sept. 28).

• Harvin had a pair of 55-yard punts vs. USF (Sept. 7).

• Harvin displayed another weapon in his arsenal at Miami, when he threw a 41-yard touchdown pass to Sr. gunner **Nathan Cottrell** in the first quarter of the Yellow Jackets' 28-21 overtime victory.

• Harvin's completion was the first of his career. He was previously 0-for-1 as a passer, with his only attempt coming as a true freshman at Duke in 2017.

• Harvin has a 774.4 pass-efficiency rating this season and a 387.2 rating for his career.

• The touchdown reception was the first touchdown catch and the longest reception of Cottrell's career. Prior to the 41-yard catch, he had three career receptions for 12 yards.

• After averaging 45.5 yards per punt to go along with the touchdown pass at Miami, Harvin was named the ACC co-Specialist of the Week. It was the first weekly ACC honor of the junior's career.

• One of the nation's least-utilized weapons a season ago, Harvin would've led the ACC and ranked 16th nationally through the 2018 regular season with a 44.3-yard punting average (*he did not qualify for official NCAA/ACC statistical rankings because he fell far short of the minimum 3.6 attempts per game*).

• Harvin III's season average fell to 41.3 yards per punt after he uncharacteristically punted four times for 75 yards (18.8 avg.) in the Quick Lane Bowl vs. Minnesota.

• As a true freshman in 2017, Harvin III set a Georgia Tech freshman record by averaging 44.1 yards per punt.

• Despite the limited opportunities, Harvin was named second-team all-ACC as a sophomore in 2018.

• Thomas earned true freshman all-America recognition in 2018 on the strength of returning two kickoffs for touchdowns this season, with both coming in the final two games of the regular season — a 77-yard return vs. Virginia (Nov. 17) and a 100-yarder at No. 5 Georgia (Nov. 24).

• With his two kickoff returns for touchdowns last season, Thomas set or matched five school records.

**JUANYEH THOMAS SCHOOL RECORDS**

1) His 100-yard kickoff return vs. Georgia is tied for the longest in school history. Thomas became the fourth Yellow Jacket to achieve the feat, joining Drew Hill (vs. Georgia, 1978) Dez White (vs. Maryland, 1998) and Jamal Golden (vs. North Carolina, 2012).

2) He is the third player in school history with two kickoff returns for touchdowns in a single season, joining Hill (1978) and Golden (2012).

3) He is the first Georgia Tech freshman with two kickoff returns for touchdowns and one of only two Tech freshmen with even one kickoff return for a TD (joining White, 1997).

4) He is the fifth player in school history with two kickoff returns for touchdowns in a career, joining Hill (1975-78), Gary Lee (1983-86), White (1997-99) and Golden (2011-15).

5) He is the only player in school history to return kickoffs for touchdowns in consecutive games.

• Despite Thomas' return prowess, it is Georgia Tech sophomore quarterback **Tobias Oliver** that is stealing the spotlight as a kick returner this season, ranking fourth in the ACC and 23rd nationally with a 25.4-yard average (eight returns for 203 yards).

• At 25.4 yards per return, Oliver is on pace for the seventh-best single-season kickoff return average in Georgia Tech history.

**GEORGIA TECH KICKOFF RETURN AVERAGE — SINGLE SEASON (MIN. 10 RETURNS)**

Player	Year	Avg.
1. Drew Hill	1978	30.0
2. Kevin Tisdell	1990	29.5
3. Jamal Golden	2012	28.3
4. Drew Hill	1976	26.4
5. Dez White	1998	26.2
6. Derrick Steagall	1993	25.8
— <b>Tobias Oliver</b>	<b>2019</b>	<b>25.4</b>

• Oliver is one of only seven FBS student-athletes that has two kickoff returns of at least 40 yards this season.

• Oliver is the only FBS QB this decade (2010-pres.) who has a kickoff return of at least 30 yards.

• For the first time in his career, sophomore **Wesley Wells** missed a kick attempt when his lone PAT attempt against The Citadel (Sept. 14) was no good. Wells had been a perfect 50-for-50 in his career on place-kick attempts (41-of-41 PATs, 9-of-9 field goals) before the miss against The Citadel.

• Georgia Tech has blocked 21 kicks since the beginning of the 2013 season, which is tied for the ninth-most by an NCAA Division I FBS team during that span.

• Georgia Tech has blocked two kicks over the past two games — a blocked punt by **Jerry Howard Jr.** at Duke (Oct. 12) and a pivotal field-goal block by **Antwan Owens** at Miami (Oct. 19).

• Howard's blocked punt was the first of his career and the first by a Yellow Jacket since Antonio Simmons blocked a punt at Virginia on Nov. 4, 2017.

• Owens blocked a would-be game-winning 25-yard field goal attempt by Miami with just 26 seconds to go in regulation of Georgia Tech's 28-21 overtime win at Miami. It was the Yellow Jackets' first field goal block since GT blocked a field goal at Virginia Tech on Nov. 12, 2016.

• The nation's most blocked kicks over the past seven seasons belong to Temple (26). Six of those came the last two seasons (2017-18), when current Georgia Tech head coach **Geoff Collins** was at the helm of the Owls. Temple blocked five kicks in 2018 alone, which was good for a tie for fifth nationally.

**MOST BLOCKED KICKS SINCE 2013 (FBS)**

Temple	26
Oklahoma State	24
Southern California	24
Texas A&M	24
BYU	23
Air Force	23
Northern Illinois	23
North Texas	22
<b>GEORGIA TECH</b>	<b>21</b>
Rutgers	21
Arkansas State	21
Indiana	19
Virginia Tech	19

**2019 HONORS AND AWARDS**

**ACC Linebacker of the Week**

So. LB Charlie Thomas (Sept. 7 vs. USF)

**ACC co-Specialist of the Week**

Jr. P Pressley Harvin III (Oct. 19 at Miami)

**Doak Walker Award Watch List** (running back)

So. RB Jordan Mason  
Jr. RB Jerry Howard Jr.

**Mackey Award Watch List** (tight end)

Sr. TE Tyler Davis

**Rimington Trophy Watch List** (Center)

Sr. C Kenny Cooper

**Ray Guy Award Watch List** (punter)

Jr. P Pressley Harvin III

**Allstate AFCA Good Works Team** (community service)

Sr. OL/DL Jahaziel Lee

**Wuerffel Trophy Nominee** (community service)

Sr. OL/DL Jahaziel Lee

**Senior Bowl Watch List**

Sr. TE Tyler Davis  
Sr. OL Jared Southers

**MISCELLANEOUS**

• New head coach **Geoff Collins** inherited one of college football's youngest teams when he took the reins at Georgia Tech.

• Georgia Tech's 2019 roster includes just 11 seniors (third-fewest in NCAA Division I FBS) and a total of 55 freshmen (28 true, 27 redshirt — 12th-most in NCAA Division I FBS).

**FEWEST SENIORS IN 2019 — NCAA DIVISION I FBS**

1. Texas A&M	6
2. Coastal Carolina	10
<b>3. GEORGIA TECH</b>	<b>11</b>
4. Rice	12

**MOST FRESHMEN IN 2019 — NCAA DIVISION I FBS**

1. Nebraska	78
2. Oklahoma State	72
3. UCLA	64
4. Virginia	63
Virginia Tech	63
6. Coastal Carolina	62
Iowa	62
8. Kansas State	60
SMU	60
10. Alabama	57
11. Texas	56
<b>12. GEORGIA TECH</b>	<b>55</b>

• Of the 11 seniors on Georgia Tech's roster, three of the most significant contributors — **OL Kenny Cooper** and **Jahaziel Lee** and **WR Jalen Camp** — are out for the remainder of the season due to injury.

• With Lee and Cooper out of the lineup, there are only three seniors remaining on Georgia Tech's roster that have started games this season: **TE Tyler Davis** and **OL Jared Southers** (graduate transfers from UConn and Vanderbilt, respectively) and **DL Brentavious Glanton**.

• Since Camp and Cooper underwent season-ending surgeries prior to the North Carolina game (Oct. 5), 72 and 71 percent of Georgia Tech's total snaps vs. UNC and Duke (Oct. 12), respectively, have been played by freshmen and sophomores.

• Twenty-three total freshmen, including 11 true freshmen, have seen action for the Yellow Jackets this season.

• Despite its youth, Georgia Tech has one of the nation's most disciplined teams this season, ranking 12th nationally in fewest penalties per game (4.86) and 22nd nationally in fewest penalty yards per game (44.29).

**2019 FEWEST PENALTIES PER GAME — NCAA DIVISION I FBS**

1. Rice	3.25
2. Air Force	3.50
3. Iowa St.	4.00
Wake Forest	4.00
Minnesota	4.00
6. Wisconsin	4.25
7. Iowa	4.50
Western Kentucky	4.50
9. Purdue	4.63
FIU	4.63
11. Navy	4.71
<b>12. GEORGIA TECH</b>	<b>4.86</b>

• Georgia Tech's games vs. The Citadel (eight penalties for 80 yards on Sept. 14) and Miami (nine penalties for 82 yards on Oct. 19) have been outliers in its disciplined season, as half of its total penalties (17-of-34) and more than half of its penalty yards (162-of-310) have come in those two games. Aside from those two games, Georgia Tech is averaging just 3.4 penalties and 29.6 penalty yards per game.

• Highlighting Collins' "Above The Linen" philosophy, 37 different student-athletes have started for the Yellow Jackets on offense or defense this season, which is tied for the eighth-highest total in the nation.

**MOST STARTERS IN 2019 — NCAA DIVISION I FBS**

1. BYU	45
2. New Mexico	40
3. Akron	39
Old Dominion	39
UMass	39
6. NC State	38
Wyoming	38
<b>8. GEORGIA TECH</b>	<b>37</b>
Oregon State	37
Troy	37

• Since the beginning of the 2016 season, Georgia Tech has played games in seven different National Football League stadiums (Mercedes-Benz Stadium - Atlanta, Ford Field - Detroit, TIAA Bank Field - Jacksonville, Hard Rock Stadium - Miami, Lincoln Financial Field - Philadelphia, Heinz Field - Pittsburgh and Raymond James Stadium - Tampa Bay), which is the most NFL stadiums that any college football team has played in during that span.

**MOST NFL STADIUMS PLAYED IN BY COLLEGE FOOTBALL TEAMS (SINCE 2016)**

- 7 — GEORGIA TECH** — Atlanta, Detroit, Jacksonville, Miami, Philadelphia, Pittsburgh, Tampa Bay
- 6 — Alabama** — Atlanta, Dallas, Miami, New Orleans, San Francisco, Tampa Bay,
- 6 — BYU** — Arizona, New England, New Orleans, San Diego, Tampa Bay, Washington
- 6 — Clemson** — Arizona, Carolina, Dallas, New Orleans, San Francisco, Tampa Bay
- 5 — Notre Dame** — Dallas, Jacksonville, Los Angeles (Rams), Miami, New York
- 5 — Wisconsin** — Dallas, Green Bay, Indianapolis, Miami, Tampa Bay
- 4 — Auburn** — Atlanta, Dallas, New Orleans, Tennessee
- 4 — Florida** — Atlanta, Dallas, Jacksonville, Tampa Bay
- 4 — Mississippi State** — Jacksonville, New England, New Orleans, Tampa Bay
- 4 — Navy** — Baltimore, Jacksonville, Philadelphia, Tampa Bay

**GEORGIA TECH COACHES ON GAMEDAY**

<b>ON THE FIELD</b>	
<b>Head Coach:</b>	Geoff Collins — First season (Western Carolina, 1994)
<b>Asst. Head Coach/Run Game Coordinator/Offensive Line:</b>	Brent Key — First season (Georgia Tech, 2001)
<b>Defensive Coordinator/Linebackers:</b>	Andrew Thacker — First season (Furman, 2007)
<b>Running Backs:</b>	Tashard Choice — First season (Georgia Tech, 2007)
<b>Defensive Ends/Outside Linebackers:</b>	Marco Coleman — First season (Flagler, 2015)
<b>Wide Receivers:</b>	Kerry Dixon — First season (Hampton, 2004)
<b>Defensive Line:</b>	Larry Knight — First season (Central Michigan, 2010)
<b>Cornerbacks/Defensive Special Teams Coordinator:</b>	Jeff Popovich — First season (Miami (Fla.), 2000)
<b>IN THE BOOTH</b>	
<b>Offensive Coordinator/Quarterbacks:</b>	Dave Patenaude — First season (Central Connecticut State, 1990)
<b>Co-Defensive Coordinator/Safeties:</b>	Nathan Burton — First season (Georgia Tech, 2005)
<b>Tight Ends/Tackles/Offensive Special Teams Coordinator:</b>	Chris Wiesehan — First season (Wabash, 1994)

**GEORGIA TECH ALL-TIME vs. AP TOP 25**

	ALL	H	A	N	BOWL
Top 25	92-173-6	49-76-4	26-84-2	17-13	16-8
vs. ACC	29-50	18-20	10-23	1-2	0-0
vs. No. 1	2-8-1	1-2-1	1-6	0-0	0-0
vs. No. 2	0-10-1	0-5-1	0-4	0-1	0-0
vs. No. 3	1-11	0-6	1-5	0-0	0-0
vs. No. 4	3-9	2-5	1-4	0-0	0-0
vs. No. 5	3-13	1-8	2-6	0-0	0-0
vs. No. 6	5-6	3-4	1-2	1-0	1-0
vs. No. 7	3-13	2-5	0-6	1-2	1-1
vs. No. 8	5-10	3-4	1-6	1-0	1-0
vs. No. 9	7-11	4-3	1-6	1-1	1-1
vs. No. 10	4-10	0-4	1-5	3-1	3-1
vs. No. 11	4-7	1-2	1-4	2-1	2-1
vs. No. 12	5-6	2-2	2-4	1-0	1-0
vs. No. 13	5-7	2-2	2-3	1-2	1-1
vs. No. 14	2-11	1-6	1-5	0-0	0-0
vs. No. 15	4-6-2	3-5-1	0-1-1	1-0	1-0
vs. No. 16	5-5-2	4-0-1	1-4-1	0-1	0-0
vs. No. 17	9-5	6-2	1-1	2-2	2-2
vs. No. 18	7-7	4-3	3-4	0-0	0-0
vs. No. 19	7-3	2-1	3-2	2-0	2-0
vs. No. 20	4-7	3-4	1-3	0-0	0-0
vs. No. 21	1-1	1-1	0-0	0-0	0-0
vs. No. 22	2-4	2-2	0-2	0-0	0-0
vs. No. 23	3-1	1-0	2-0	0-1	0-1
vs. No. 24	0-0	0-0	0-0	0-0	0-0
vs. No. 25	2-4*	1-2	0-1	1-1	0-0

\* Win vacated due to NCAA sanctions

**ASSOCIATED PRESS TOP 25 POLL (WEEK 10)**

Team (1st-place votes)	Record	Points	Prev.
1 LSU (17)	8-0	1476	2
2 Alabama (21)	8-0	1474	1
3 Ohio State (17)	8-0	1468	3
4 Clemson (7)	8-0	1406	4
5 Penn State	8-0	1302	6
6 Florida	7-1	1226	7
7 Oregon	7-1	1108	11
8 Georgia	6-1	1093	10
9 Utah	7-1	1032	12
10 Oklahoma	7-1	1017	5
11 Auburn	6-2	910	9
12 Baylor	7-0	882	14
13 Minnesota	8-0	778	17
14 Michigan	6-2	744	19
15 SMU	8-0	666	16
16 Notre Dame	5-2	563	8
17 Cincinnati	6-1	524	18
18 Wisconsin	6-2	513	13
19 Iowa	6-2	456	20
20 Appalachian State	7-0	393	21
21 Boise State	6-1	280	22
22 Kansas State	5-2	218	NR
23 Wake Forest	6-1	200	25
24 Memphis	7-1	188	NR
25 San Diego State	7-1	50	NR

**USA TODAY COACHES TOP 25 POLL (WEEK 10)**

Team (1st-place votes)	Record	Points	Prev.
1 Alabama (40)	8-0	1593	1
2 LSU (7)	8-0	1515	3
3 Clemson (10)	8-0	1508	2
4 Ohio State (8)	8-0	1491	4
5 Penn State	8-0	1359	6
6 Florida	7-1	1271	8
7 Georgia	6-1	1180	9
8 Oregon	7-1	1163	11
9 Oklahoma	7-1	1069	5
10 Utah	7-1	1048	12
11 Baylor	7-0	921	14
12 Auburn	6-2	869	10
13 Minnesota	8-0	840	16
14 SMU	8-0	727	17
15 Michigan	6-2	652	20
16 Notre Dame	5-2	624	7
17 Wisconsin	6-2	537	13
18 Cincinnati	6-1	523	18
19 Iowa	6-2	492	19
20 Appalachian State	7-0	398	22
21 Boise State	6-1	382	21
22 Wake Forest	6-1	280	23
23 Memphis	7-1	187	25
24 Texas	5-3	104	15
25 Kansas State	5-2	102	NR

Georgia Tech opponents in italics



# ABOVE THE LINE

Since he was first asked about depth charts and two-deeps, Georgia Tech head coach Geoff Collins has insisted that he doesn't believe in them. He coaches his student-athletes to be **ABOVE THE LINE (ATL)**. Those who are ATL are ready to play and can see game action, while others work to get to that level. In place of a traditional depth chart that often omits some student-athletes who see game action and lists others who seldom enter the game, Georgia Tech will list student-athletes who are above the line, in numerical order by position (student-athletes that started the previous game are printed in **bold** — P indicates punt team starters).

The ATL list is updated on Thursday of each game week. The list below reflects those who are ATL for Game 8 vs. Pitt.

## OFFENSE (Spread Pro-Style)

### OFFENSIVE LINE

No.	Name	Ht.	Wt.	Class
<b>56</b>	<b>Connor Hansen (RG)</b>	<b>6-2</b>	<b>314</b>	<b>Jr.</b>
57	Mikey Miniham	6-3	297	r-So.
59	Scott Morgan	6-4	302	r-Sr.
63	Chet Lagod	6-0	282	r-Jr.
65	Austin Smith	6-5	295	r-Fr.
<b>70</b>	<b>Jared Southers (RT)</b>	<b>6-5</b>	<b>310</b>	<b>r-Sr.</b>
72	Charlie Clark	6-4	292	r-So.
<b>73</b>	<b>Zach Quinney (LT)</b>	<b>6-6</b>	<b>295</b>	<b>r-So.</b>
<b>78</b>	<b>Jack DeFoor (LG)</b>	<b>6-5</b>	<b>305</b>	<b>r-Jr.</b>
<b>79</b>	<b>William Lay III (C)</b>	<b>6-2</b>	<b>305</b>	<b>r-So.</b>

### TIGHT END

No.	Name	Ht.	Wt.	Class
<b>9</b>	<b>Tyler Davis (P)</b>	<b>6-4</b>	<b>250</b>	<b>r-Sr.</b>
<b>43</b>	<b>Tyler Cooksey (P)</b>	<b>6-2</b>	<b>236</b>	<b>r-Sr.</b>
80	Dylan Leonard	6-5	215	Fr.
83	Dylan Deveney	6-6	256	Fr.

### WIDE RECEIVER

No.	Name	Ht.	Wt.	Class
8	Tobias Oliver	6-2	190	r-So.
<b>10</b>	<b>Ahmarean Brown (WR)</b>	<b>5-10</b>	<b>155</b>	<b>Fr.</b>
<b>12</b>	<b>Adonias Sanders (WR)</b>	<b>6-1</b>	<b>195</b>	<b>r-So.</b>
<b>15</b>	<b>Malachi Carter (WR)</b>	<b>6-3</b>	<b>195</b>	<b>So.</b>
18	PeJe' Harris	6-3	212	r-Fr.
26	Josh Blancato	5-10	180	r-So.
82	Kalani Norris	6-0	170	Fr.

### QUARTERBACK

No.	Name	Ht.	Wt.	Class
<b>4</b>	<b>James Graham (QB)</b>	<b>6-1</b>	<b>192</b>	<b>r-Fr.</b>
7	Lucas Johnson	6-3	215	r-So.
13	Jordan Yates	6-0	200	Fr.

### RUNNING BACK

No.	Name	Ht.	Wt.	Class
<b>5</b>	<b>Jerry Howard Jr. (RB)</b>	<b>6-0</b>	<b>217</b>	<b>Jr.</b>
22	Jamious Griffin	5-10	212	Fr.
<b>27</b>	<b>Jordan Mason (RB)</b>	<b>6-1</b>	<b>219</b>	<b>r-So.</b>
28	Dontae Smith	5-11	190	r-Fr.

### FLEX

No.	Name	Ht.	Wt.	Class
2	Omahri Jarrett	5-10	185	r-Sr.
24	Christian Malloy	5-10	201	r-Fr.
<b>31</b>	<b>Nathan Cottrell (P)</b>	<b>5-11</b>	<b>193</b>	<b>r-Sr.</b>

## DEFENSE (4-2-5 Effort Based)

### DEFENSIVE END

No.	Name	Ht.	Wt.	Class
32	Sylvain Yondjouden	6-4	255	Fr.
41	Jaquan Henderson	6-1	211	Jr.
52	Justice Dingle	6-3	265	r-Fr.
<b>89</b>	<b>Antwan Owens (DE)</b>	<b>6-4</b>	<b>275</b>	<b>Jr.</b>
<b>91</b>	<b>Kelton Dawson (DE)</b>	<b>6-3</b>	<b>258</b>	<b>r-So.</b>

### DEFENSIVE TACKLE

No.	Name	Ht.	Wt.	Class
<b>86</b>	<b>Djimon Brooks (DT)</b>	<b>6-1</b>	<b>300</b>	<b>r-Jr.</b>
92	Ja'Quon Griffin	6-0	276	r-Fr.
<b>93</b>	<b>T.K. Chimedza (DT)</b>	<b>6-3</b>	<b>295</b>	<b>r-Fr.</b>
94	Mike Lockhart	6-4	282	Fr.
96	Chris Martin	6-1	285	r-Jr.
97	Brentavious Glanton	6-3	302	r-Sr.

### LINEBACKER

No.	Name	Ht.	Wt.	Class
<b>6</b>	<b>David Curry (LB/P)</b>	<b>6-2</b>	<b>230</b>	<b>r-Jr.</b>
<b>12</b>	<b>Bruce Jordan-Swilling (LB)</b>	<b>6-1</b>	<b>225</b>	<b>Jr.</b>
17	Demetrius Knight	6-2	230	Fr.
<b>25</b>	<b>Charlie Thomas (P)</b>	<b>6-2</b>	<b>210</b>	<b>So.</b>
44	Quez Jackson	6-1	219	So.
45	Taylor McCawley	6-0	216	Fr.

### SAFETY

No.	Name	Ht.	Wt.	Class
<b>1</b>	<b>Juanyeh Thomas (S)</b>	<b>6-3</b>	<b>216</b>	<b>So.</b>
<b>2</b>	<b>Tariq Carpenter (S/P)</b>	<b>6-2</b>	<b>223</b>	<b>Jr.</b>
<b>10</b>	<b>Christian Campbell (P)</b>	<b>6-2</b>	<b>210</b>	<b>r-Sr.</b>
13	Avery Showell	6-1	208	r-So.
14	Jaylon King	6-1	186	r-Fr.

### CORNERBACK

No.	Name	Ht.	Wt.	Class
<b>3</b>	<b>Tre Swilling (CB/P)</b>	<b>6-0</b>	<b>200</b>	<b>r-So.</b>
16	Myles Sims	6-3	185	r-Fr.
<b>21</b>	<b>Zamari Walton (CB)</b>	<b>6-3</b>	<b>180</b>	<b>r-Fr.</b>
23	Jordan Huff	6-2	191	Fr.

### NICKEL/DIME

No.	Name	Ht.	Wt.	Class
<b>22</b>	<b>Kaleb Oliver (NIC)</b>	<b>6-4</b>	<b>212</b>	<b>r-So.</b>
24	Kenan Johnson	6-1	176	Fr.
<b>33</b>	<b>Jaytiin Askew (P)</b>	<b>5-11</b>	<b>180</b>	<b>Jr.</b>

## SPECIALISTS

### PLACE KICKER

No.	Name	Ht.	Wt.	Class
37	Brenton King	6-0	176	r-So.
38	Wesley Wells	6-0	205	So.

### PUNTER

No.	Name	Ht.	Wt.	Class
<b>27</b>	<b>Pressley Harvin III (P)</b>	<b>6-0</b>	<b>245</b>	<b>Jr.</b>

### LONG SNAPPER

No.	Name	Ht.	Wt.	Class
<b>52</b>	<b>Cade Long (P)</b>	<b>5-11</b>	<b>220</b>	<b>r-Fr.</b>
66	Jack Coco	6-3	276	r-So.

### RETURN SPECIALIST (KICKOFF AND PUNT)

No.	Name	Ht.	Wt.	Class
1	Juanyeh Thomas	6-3	216	So.
8	Tobias Oliver	6-2	190	r-So.
10	Ahmarean Brown	5-10	155	Fr.
26	Josh Blancato	5-10	180	r-So.

## PRONUNCIATION GUIDE

Student-Athletes	
1 JUANYEH Thomas	wahn-YAY
2 OMAHRI Jarrett	oh-MAR-ee
7 ANTONNEOUS Clayton	an-TONE-ee-us
8 TOBIAS Oliver	toe-BYE-us
10 AHMAREAN Brown	uh-MAR-ee-in
13 AVERY SHOWELL	sho-ELL
18 PEJE' Harris	P.J.
18 RICH STANZIONE	stan-zee-OWN
20 JAIR Hawkins-Anderson	jah-EER
20 TIJATI Whatley	TIE-jay
21 ZAMARI Walton	zuh-MAR-ee
27 JOSH BLANCATO	blahn-COT-oh
28 DONTAE Smith	DON-tay
29 TARIQ Carpenter	tuh-REEK
31 NATHAN COTTRELL	COT-trill
31 KENAN Johnson	KEE-nin
32 SYLVAIN YONDJOUDEN	yun-JEW-in
33 JAYTIIN ASKEW	JATE-lynn ASK-you
36 JOSEPH MACRINA	mah-CREEN-uh
38 AJANI Kerr	uh-JOHN-ee
41 JAQUAN Henderson	JAY-qwon
45 TONY AMERSON	AM-er-sun
54 JERROD ABEE	AY-bee
57 LUCAS PATELLES	puh-TELL-iss
63 CHET LAGOD	luh-GOD
70 JARED SOUTHERS	SUH-thers
82 KALANI Norris	kuh-LAHN-ee
83 DYLAN DEVENEY	duh-VAIN-ee
86 DJIMON Brooks	JAH-mon
93 T.K. CHIMEDZA	chih-MED-zuh
95 JAHAZIEL Lee	juh-HAY-zull
97 BRENTAVIOUS Glanton	brent-TAY-vee-us

Coaches	
TASHARD Choice	tuh-SHARD
DAVE PATENAUDE	PAT-in-node
CHRIS WIESEHAN	WEEZ-uh-hann

# 2019 ROSTERS

ALPHABETICAL			NUMERICAL						
NO.	NAME	POS.	NO.	NAME	POS.	HT.	WT.	CLASS	HOMETOWN/HIGH SCHOOL (PREVIOUS COLLEGE)
54	Jerrold Abee	LB	1	Jalen Camp	WR	6-2	220	Sr.	Cumming, Ga./South Forsyth
*90	Brandon Adams	DL	1	Juanyeh Thomas	DB	6-3	216	So.	Niceville, Fla./Niceville
18	Derrick Allen	DB	2	Tariq Carpenter	DB	6-2	223	Jr.	Ludowici, Ga./Long County
45	Tony Amerson	RB	2	Omahri Jarrett	WR	5-10	185	r-Sr.	Douglasville, Ga./New Manchester
33	Jaytlin Askew	DB	3	Tre Swilling	DB	6-0	200	r-So.	New Orleans, La./Brother Martin
67	Tad Aycok	OL	4	James Graham	QB	6-1	192	r-Fr.	Fitzgerald, Ga./Fitzgerald
15	Chico Bennett, Jr.	DE	5	Jerry Howard Jr.	RB	6-0	217	Jr.	Rock Hill, S.C./Northwestern
26	Josh Blancato	WR	6	David Curry	LB	6-2	230	r-Sr.	Buford, Ga./Buford
40	Michael Brimer	DB	7	Lucas Johnson	QB	6-3	215	r-Jr.	San Diego, Calif./Mount Carmel
30	Olin Broadway	LB	8	Tobias Oliver	QB	6-2	190	r-So.	Warner Robins, Ga./Northside
86	Djimon Brooks	DL	9	Tyler Davis	TE	6-4	250	r-Sr.	North Bellmore, N.Y./Mepham (UConn)
10	Ahmarean Brown	WR	10	Ahmarean Brown	WR	5-10	155	Fr.	Tampa, Fla./Jefferson
16	Liam Byrne	QB	10	Christian Campbell	DB	6-2	210	r-Sr.	Ponchatoula, La./Ponchatoula
1	Jalen Camp	WR	10	Josh Carlson	DB	5-10	177	Jr.	Johns Creek, Ga./Home School
50	Jamal Camp	DL	11	Antoneous Clayton	DL	6-2	265	R-Jr.	Vienna, Ga./Dooly County (Florida)
10	Christian Campbell	DB	11	Marquez Ezzard	WR	6-2	205	R-Fr.	Atlanta, Ga./Stockbridge (Miami (Fla.))
10	Josh Carlson	DB	11	Devin Smith	DB	5-10	178	r-So.	Acworth, Ga./Harrison
2	Tariq Carpenter	DB	12	Bruce Jordan-Swilling	LB	6-1	225	Jr.	New Orleans, La./Brother Martin
15	Malachi Carter	WR	12	Adonias Sanders	WR	6-1	195	r-So.	North Charleston, S.C./Fort Dorchester
93	T.K. Chimedza	DL	13	Avery Showell	DB	6-1	208	r-So.	Atlanta, Ga./Cartersville
72	Charlie Clark	OL	13	Jordan Yates	QB	6-0	200	Fr.	Alpharetta, Ga./Milton
7	Antoneous Clayton	DL	14	Jaylon King	DB	6-1	186	r-Fr.	La Vergne, Tenn./Ensworth
66	Jack Coco	OL	14	Ryan Lantz	QB	6-1	190	r-Fr.	North Palm Beach, Fla./Suncoast Community
43	Tyler Cooksey	TE	15	Chico Bennett, Jr.	DE	6-4	228	Fr.	Ashburn, Va./Battle Ground Academy (Tenn.)
55	Kenny Cooper	OL	15	Malachi Carter	WR	6-3	195	So.	Lawrenceville, Ga./Mountain View
31	Nathan Cottrell	RB	16	Liam Byrne	QB	6-4	202	r-So.	Woodstock, Ga./Woodstock
6	David Curry	LB	16	Myles Sims	DB	6-3	185	r-Fr.	Atlanta, Ga./Westlake (Michigan)
9	Tyler Davis	TE	17	Demetrius Knight	LB	6-2	230	Fr.	Locust Grove, Ga./Strong Rock Christian
91	Kelton Dawson	DL	18	PeJe' Harris	WR	6-3	212	r-Fr.	Newnan, Ga./Newnan
78	Jack DeFoor	OL	18	Derrick Allen	DB	6-2	213	r-Fr.	Marietta, Ga./Lassiter (Notre Dame)
83	Dylan Deveney	TE	20	Jair Hawkins-Anderson	WR/DB	6-1	187	r-Jr.	Suwanee, Ga./Northview
52	Justice Dingle	DL	21	Stephen Dolphus	WR	6-5	217	r-Jr.	Macon, Ga./Westside
21	Stephen Dolphus	WR	21	Zamari Walton	DB	6-3	180	r-Fr.	Melbourne, Fla./Melbourne Central Catholic
42	Jordan Domineck	DL	22	Jamious Griffin	RB	5-10	212	Fr.	Rome, Ga./Rome
99	D'Quon Douse	DL	22	Kaleb Oliver	DB	6-4	212	r-So.	La Vergne, Tenn./Oakland
32	Devin Ellison	RB	23	Jordan Huff	DB	6-2	191	Fr.	Madison, Ga./Morgan County
47	Cornelius Evans	LB	23	Austin Nash	WR	5-10	177	r-So.	Grayson, Ga./Grayson
11	Marquez Ezzard	WR	24	Kenan Johnson	DB	6-1	176	Fr.	Minneola, Fla./Lake Minneola
85	Hinson Fowler	DL	24	Christian Malloy	RB	5-10	201	r-Fr.	Lilburn, Ga./Parkview
47	Henry Freer	LS	25	Charlie Thomas	LB	6-2	210	So.	Thomasville, Ga./Thomasville
75	Scotty Fulgham	OL	26	Josh Blancato	WR	5-10	180	r-So.	Marietta, Ga./Kell
47	Cliff Gandis	PK/P	27	Pressley Harvin III	P	6-0	245	Jr.	Alcolu, S.C./Sumter
68	Hamp Gibbs	OL	27	Jordan Mason	RB	6-1	219	r-So.	Gallatin, Tenn./Gallatin
97	Brentavious Glanton	DL	28	Dontae Smith	RB	5-11	190	r-Fr.	Spring Hill, Tenn./Spring Hill
4	James Graham	QB	28	Jeremiah Smith	DB	6-2	190	Fr.	Grayson, Ga./Grayson
22	Jamious Griffin	RB	29	Keegan Hemingway	RB	5-6	180	r-So.	Boyd's, Md./Poolesville
92	Ja'Quon Griffin	DL	30	Olin Broadway	LB	6-3	231	r-So.	Atlanta, Ga./St. Pius X
56	Connor Hansen	OL	31	Nathan Cottrell	RB	5-11	193	r-Sr.	Knoxville, Tenn./Knoxville West
18	PeJe' Harris	WR	31	Thompson Rudolph	DB	6-0	195	r-Fr.	Spartanburg, S.C./Spartanburg
27	Pressley Harvin III	P	32	Devin Ellison	RB	5-9	200	Fr.	Jacksonville, Fla./Bartram Trail
20	Jair Hawkins-Anderson	WR/DB	32	Sylvain Yondjouen	DL	6-4	255	Fr.	Ruisbroek, Belgium/Don Bosco
29	Keegan Hemingway	RB	33	Jaytlin Askew	DB	5-11	180	Jr.	Douglasville, Ga./McEachern
41	Jaquan Henderson	DL	36	Joseph Macrina	TE	6-0	259	r-Jr.	Suwanee, Ga./Northview
5	Jerry Howard Jr.	RB	36	Rich Stanzone	DB	6-0	201	r-Jr.	Washington Township, N.J./Williamstown (Stetson)
23	Jordan Huff	DB	37	Brenton King	PK	6-0	176	r-So.	Auburn, Ga./Mill Creek
44	Quez Jackson	LB	38	Ajani Kerr	DB	6-0	190	r-Jr.	Powder Springs, Ga./McEachern
2	Omahri Jarrett	WR	38	Wesley Wells	PK	6-0	205	So.	Dahlonega, Ga./Lumpkin County
48	Luke Johns	DL	39	Wesley Walker	DB	6-1	194	Fr.	Nashville, Tenn./Ensworth
24	Kenan Johnson	DB	40	Michael Brimer	DB	5-11	181	r-So.	Acworth, Ga./Harrison (NJIT)
7	Lucas Johnson	QB	41	Jaquan Henderson	DL	6-1	211	Jr.	Covington, Ga./Newton
12	Bruce Jordan-Swilling	LB	42	Jordan Domineck	DL	6-3	225	r-Fr.	Lakeland, Fla./George Jenkins
71	Harrison Jump	OL	43	Tyler Cooksey	TE	6-2	236	r-Sr.	Suwanee, Ga./Greater Atlanta Christian School
38	Ajani Kerr	DB	44	Quez Jackson	LB	6-1	219	So.	Fort Valley, Ga./Peach County
37	Brenton King	PK	45	Tony Amerson	RB	5-11	209	Fr.	Montgomery, Ala./St. James
14	Jaylon King	DB	45	Taylor McCawley	LB	6-0	216	Fr.	Birmingham, Ga./East Coweta
17	Demetrius Knight	LB	46	Henry Freer	LS	6-0	200	Fr.	College Park, Ga./Woodward Academy
63	Chet Lagod	OL	47	Cornelius Evans	LB	6-4	205	Fr.	Lawrenceville, Ga./Central Gwinnett



# 2019 ROSTERS

NO.	NAME	POS.	HT.	WT.	CLASS	HOMETOWN/HIGH SCHOOL (PREVIOUS COLLEGE)
47	Cliff Gandis	PK/P	6-1	218	r-Fr.	Greer, S.C./Christ Church Episcopal School
47	Nathan Tyler	TE	6-2	215	r-Fr.	Gibson, Ga./Glascok County
48	Luke Johns	DL	6-5	256	r-Fr.	Dalton, Ga./Southeast Whitfield
49	Spence Massey	RB	6-1	208	Fr.	Tifton, Ga./Tiftarea Academy
50	Jamal Camp	DL	6-2	292	Fr.	Cumming, Ga./South Forsyth
51	Jahaziel Lee	OL/DL	6-2	300	Sr.	Ponchatoula, La./Ponchatoula
52	Justice Dingle	DL	6-3	265	r-Fr.	Bowling Green, Ky./Bowling Green
52	Cade Long	LS	5-11	220	r-Fr.	Hixson, Tenn./Baylor School
54	Jerrod Abee	LB	6-1	203	r-So.	Gainesville, Ga./Lakeview Academy
55	Kenny Cooper	OL	6-3	317	Sr.	Calhoun, Ga./Sonorville
56	Connor Hansen	OL	6-2	314	Jr.	Tallahassee, Fla./Chiles
57	Mikey Minihan	OL	6-3	297	r-So.	Honolulu, Hawaii/Saint Louis
57	Lucas Patelles	LS	5-8	198	r-Jr.	Fayetteville, Ga./Starr's Mill
58	Will Scissum	OL	6-2	265	Fr.	Marietta, Ga./The Walker School
59	Scott Morgan	OL	6-4	302	r-Sr.	Woodstock, Ga./Etowah
61	Michael Maye	OL	6-3	310	r-Fr.	Hoover, Ala./Hoover
63	Chet Lagod	OL	6-0	282	r-Jr.	Marietta, Ga./Marist
65	Austin Smith	OL	6-5	295	r-Fr.	McDonough, Ga./Ola
66	Jack Coco	OL	6-3	276	r-So.	Johns Creek, Ga./Johns Creek
67	Tad Aycock	OL	6-3	284	r-Fr.	Roswell, Ga./Fellowship Christian School
68	Hamp Gibbs	OL	6-3	293	r-So.	Augusta, Ga./Augusta Prep
70	Jared Southers	OL	6-5	310	r-Sr.	South Orange, N.J./Seton Hall Prep (Vanderbilt)
71	Harrison Jump	OL	6-5	275	r-Fr.	Statham, Ga./Prince Avenue Christian School
72	Charlie Clark	OL	6-4	292	r-So.	Atlanta, Ga./Marist
73	Zach Quinney	OL	6-6	295	r-So.	Savannah, Ga./Savannah Christian Prep
75	Scotty Fulgham	OL	6-3	303	Fr.	Tuscaloosa, Ala./Tuscaloosa Academy
76	Kevin Wolf	OL	6-6	291	r-Fr.	Charlotte, N.C./Providence Day School
77	Matthew Morgan	OL	6-4	300	r-Fr.	Woodstock, Ga./Etowah
78	Jack DeFoor	OL	6-5	305	r-Jr.	Calhoun, Ga./Calhoun (Ole Miss)
79	William Lay III	OL	6-2	305	r-So.	Bowersville, Ga./Hart County
80	Dylan Leonard	TE	6-5	215	Fr.	Milton, Ga./Milton
81	Zach Owens	WR	6-3	210	Fr.	Marietta, Ga./Pope
82	Kalani Norris	WR	6-0	170	Fr.	Miami, Fla./Christopher Columbus
83	Dylan Deveney	TE	6-6	256	Fr.	Medford, N.J./The Hun School
84	Chris Miller	TE	6-4	222	Fr.	Atlanta, Ga./St. Pius X
85	Hinson Fowler	DL	6-2	275	r-Fr.	Augusta, Ga./Augusta Prep
86	Dijmon Brooks	DL	6-1	300	r-Jr.	Sandersville, Ga./Washington County
87	Ben Wilhelm	TE	6-6	230	Fr.	Thomasville, Ga./Thomas County Central
88	Josh Tukes	TE	6-6	220	r-So.	Covington, Ga./Newton
89	Antwan Owens	DL	6-4	275	Jr.	Tallahassee, Fla./Godby
*90	Brandon Adams	DL	6-2	325	Sr.	Brentwood, Tenn./Brentwood Academy
91	Kelton Dawson	DL	6-3	258	r-So.	Stockbridge, Ga./Stockbridge
92	Ja'Quon Griffin	DL	6-0	276	r-Fr.	Rome, Ga./Rome
93	T.K. Chimedza	DL	6-3	295	r-Fr.	Dacula, Ga./IMG Academy
94	Mike Lockhart	DL	6-4	282	Fr.	Birmingham, Ala./Huffman
96	Chris Martin	DL	6-1	285	r-Jr.	Loganville, Ga./Grayson
97	Brentavious Glanton	DL	6-3	302	r-Sr.	Albany, Ga./Monroe Comprehensive
98	Curtis Ryans	DL	6-5	240	r-Fr.	Kennesaw, Ga./North Cobb
99	D'Quon Douse	DL	6-3	264	Fr.	Savannah, Ga./Calvary Day School

\* in memoriam; died March 23, 2019

NO.	NAME	POS.
14	Ryan Lantz	QB
79	William Lay III	OL
51	Jahaziel Lee	DL
80	Dylan Leonard	TE
94	Mike Lockhart	DL
52	Cade Long	LS
36	Joseph Macrina	TE
24	Christian Malloy	RB
96	Chris Martin	DL
27	Jordan Mason	RB
49	Spence Massey	RB
61	Michael Maye	OL
45	Taylor McCawley	LB
84	Chris Miller	TE
57	Mikey Minihan	OL
77	Matthew Morgan	OL
59	Scott Morgan	OL
23	Austin Nash	WR
82	Kalani Norris	WR
22	Kaleb Oliver	DB
8	Tobias Oliver	QB
89	Antwan Owens	DL
81	Zach Owens	WR
57	Lucas Patelles	LS
73	Zach Quinney	OL
31	Thompson Rudolph	DB
98	Curtis Ryans	DL
12	Adonias Sanders	WR
58	Willard Scissum	OL
13	Avery Showell	DB
16	Myles Sims	DB
65	Austin Smith	OL
11	Devin Smith	DB
28	Dontae Smith	RB
28	Jeremiah Smith	DB
70	Jared Southers	OL
36	Rich Stanzione	DB
3	Tre Swilling	DB
25	Charlie Thomas	LB
1	Juanyeh Thomas	DB
88	Josh Tukes	TE
47	Nathan Tyler	TE
39	Wesley Walker	DB
21	Zamari Walton	DB
38	Wesley Wells	PK
87	Ben Wilhelm	TE
76	Kevin Wolf	OL
13	Jordan Yates	QB
32	Sylvain Yondjouen	DL

## COACHING AND SUPPORT STAFF

**Head Coach:** Geoff Collins (Western Carolina, 1994) — 1st season at Georgia Tech  
**Assistant Head Coach/Run Game Coord./OL:** Brent Key (Georgia Tech, 2001)  
**Offensive Coord./QB:** Dave Patenaude (Central Connecticut St., 1990)  
**Defensive Coordinator/Linebackers:** Andrew Thacker (Furman, 2007)  
**Co-Defensive Coordinator/Safeties:** Nathan Burton (Georgia Tech, 2005)  
**Running Backs/Off. Recruiting Coord.:** Tashard Choice (Georgia Tech, 2007)  
**Defensive Ends/Outside Linebackers:** Marco Coleman (Flagler, 2015)  
**Wide Receivers:** Kerry Dixon (Hampton, 2004)  
**Defensive Line/Def. Recruiting Coord.:** Larry Knight (Central Michigan, 2010)  
**Cornerbacks/Def. Special Teams Coord.:** Jeff Popovich (Miami (Fla.), 2000)  
**Tight Ends/Offensive Special Teams Coord.:** Chris Wiesehan (Wabash, 1994)  
**Chief of Staff:** Vince Sinagra (Rhode Island, 1975)  
**General Manager:** Patrick Suddes (Alabama, 2005)  
**Head FB Strength and Conditioning Coach:** Lewis Caralla (Defiance, 2008)  
**Director of Applied Sports Science:** Ryan Horton (Otterbein, 2007)  
**Player Development Coach:** Zach Reed (Tennessee Tech, 2001)  
**Player Development Coach:** Kyle Seger (Ball State, 2016)  
**Player Development Coach:** Edward Thompson (Louisiana Lafayette, 2018)  
**Director of Football Operations:** Scott Wallace (California (Pa.), 2011)  
**Assistant Director of Football Operations:** Kevin Cone (Georgia Tech, 2010)

**Football Research and Analytics Coordinator:** Pay Boyle (Temple, 2012)  
**Senior Offensive Analyst:** Chris Ostrowsky (Jersey City State College, 1993)  
**Quality Control Specialist/Offense:** Will Glover (Clayton State, 2009)  
**Quality Control Specialist/Defense:** Jason Semore (Adams State, 2005)  
**Analyst (Offense):** Joe Battaglia (Coastal Carolina, 2014)  
**Analyst (Defense):** Anthony Parker (Tennessee, 2008)  
**Analyst (Special Teams):** Tim Conner (Maryville, 2011)  
**Graduate Assistant Coach:** Pat Jasinski (UCF, 2019)  
**Graduate Assistant Coach:** Erin Joe (Georgia Tech, 2014)  
**Graduate Assistant Coach:** Nick Newsome (Austin Peay, 2011)  
**Graduate Assistant Coach:** Tyson Wachenheim (Christopher Newport, 2015)  
**Director of On-Campus Recruiting:** Carina Hargreaves (Florida, 2014)  
**Assoc. Director of Player Personnel:** Mike Gregory (UCF, 2009)  
**Assoc. Director of Player Personnel:** Thomas Guerry (Mississippi State, 2008)  
**Brand Manager:** Santino Stancato (Bloomsburg, 2016)  
**Recruiting and Marketing Coord.:** Brittany McCormick (Michigan State, 2012)  
**Digital Content Coordinator:** Brad Ahern (Villanova, 2017)  
**Head Football Athletic Trainer:** Mark Smith (SUNY Brockport, 2010)  
**Assistant Football Athletic Trainer:** Eric Avila (Slippery Rock, 2010)  
**Administrative Coordinator:** Teri Anton (Florida State, 1991)

**RECORD BREAKDOWN**

Current Streak	Won 1
Current Home Streak	Lost 2
Current Road Streak	Won 1
Current Neutral Streak	Lost 2
Last Win	28-21 (OT) at Miami (10/19/19)
Last Home Win	14-10 vs. USF (9/7/19)
Last Home Loss	38-22 vs. North Carolina (10/7/19)
Last Win Away From Home	28-21 (OT) at Miami (10/19/19)
Last True Road Win	28-21 (OT) at Miami (10/19/19)
Last Loss Away from Home	41-23 at Duke (10/12/19)
Last True Road Loss	41-23 at Duke (10/12/19)

**2019**

Overall	2-5
Playing at home	1-2
Playing on the road	1-3
Playing at a neutral site	0-0
In bowl games	0-0
In overtime	0-0
More than 7 days to prepare	1-2
In August	0-1
In September	1-2
In October	1-2
In November	0-0
In December	0-0
In January	0-0
Outrushing opponent	2-0
When rushing for 300 yards	0-0
When rushing for 400 yards	0-0
When rushing for 500 yards	0-0
When rushing for 600 yards	0-0
Outrushed by opponent	0-5
When allowing 300 yards rushing	0-2
Rushing yards the same	0-0
Outpassing opponent	0-3
When passing for 300 yards	0-0
Outpassed by opponent	2-2
When allowing 300 yards passing	0-1
When allowing 400 yards passing	0-0
More total offense than opponent	0-1
When having 400+ total offense	0-0
When having 500+ total offense	0-0
When having 600+ total offense	0-0
Less total offense than opponent	2-4
When allowing 400+ total offense	0-2
When allowing 500+ total offense	0-2
Committing fewer turnovers	1-1
Committing more turnovers	0-2
Turnovers are even	1-2
< 30:00 of time of possession	0-5
> 30:00 of time of possession	2-0
Scoring first	2-1
Opponent scores first	0-4
Leading after the 1st quarter	0-0
Trailing after the 1st quarter	1-5
Tied after the 1st quarter	1-0
Leading at halftime	1-0
Trailing at halftime	0-5
Tied at halftime	1-0
Leading after the 3rd quarter	1-0
Trailing after the 3rd quarter	0-5
Tied after the 3rd quarter	1-0
Scoring 0-10 points	0-1
Scoring 11-20 points	1-1
Scoring 21-30 points	1-3
Scoring 31-40 points	0-0
Scoring 41-plus points	0-0
Opponent scores 0-10 points	1-0
Opponent scores 11-20 points	0-0
Opponent scores 21-30 points	1-2
Opponent scores 31-40 points	0-1
Opponent scores 41-plus points	0-2

**STARTS AND GAMES PLAYED**
**CAREER STARTS**

NAME	'16	'17	'18	'19	TOT.	CONS.
K. Cooper	1	11	7	4	23	-
J. Lee	3	8	6	2	19	-
D. Curry	1	-	12	7	20	17
T. Carpenter	-	-	13	6	19	2
Z. Quinney	-	-	12	7	19	17
T. Swilling	-	-	11	7	18	15
J. Camp	-	-	11	4	15	9
B. Glanton	-	10	-	5	15	2
C. Hansen	-	-	9	4	13	4
C. Thomas	-	-	6	5	11	3
J. Mason	-	-	5	7	12	7
J. Howard	-	-	7	-	7	3
A. Brown	-	-	7	7	7	7
M. Carter	-	-	7	7	7	7
J. Southers	-	-	7	7	7	7
T. Davis	-	-	6	6	6	-
A. Owens	-	-	6	6	6	5
J. DeFoor	-	-	6	6	6	5
J. Thomas	-	-	6	6	6	-
Z. Walton	-	-	7	6	4	4
J. Askew	-	-	5	-	5	-
C. Martin	-	-	5	5	5	-
K. Oliver	-	-	5	5	5	-
K. Dawson	-	-	5	5	5	5
A. Kerr	-	-	3	1	4	-
T.K. Chimedza	-	-	4	4	3	3
N. Cottrell	-	3	-	-	3	-
T. Oliver	-	-	1	2	3	1
B. Jordan-Swilling	-	1	-	2	3	1
C. Campbell	-	1	-	2	3	1
J. Graham	-	-	3	3	3	3
W. Lay III	-	-	3	3	3	3
A. Sanders	-	-	3	3	3	3
S. Dolphus	-	-	2	-	2	-
J. Henderson	-	-	2	2	2	-
M. Minihan	-	-	2	2	2	-
L. Johnson	-	-	2	2	2	-
J. Dingle	-	-	1	1	1	-
A. Showell	-	-	1	1	1	-
D. Brooks	-	-	1	1	1	1

**CAREER GAMES**

NAME	'15	'16	'17	'18	'19	TOT.	CONS.
N. Cottrell	-	11	11	13	7	42	38
C. Campbell	-	9	11	13	7	40	33
J. Camp	-	11	11	12	4	38	-
J. Lee	-	10	9	12	3	34	-
K. Cooper	-	5	11	11	4	31	-
D. Curry	-	13	-	13	7	33	20
B. Glanton	-	6	11	7	7	31	7
A. Kerr	-	-	11	13	5	29	-
T. Cooksey	-	4	6	13	7	30	20
P. Harvin III	-	-	11	12	7	30	23
J. Howard	-	-	9	13	7	29	26
B. Jordan-Swilling	-	-	11	11	7	29	18
J. Askew	-	-	10	11	7	28	15
A. Owens	-	-	8	13	7	28	20
T. Carpenter	-	-	6	13	7	26	24
J. Henderson	-	-	11	8	6	25	2
O. Jarrett	-	1	10	6	6	23	5
M. Carter	-	-	-	13	7	20	20
J. Mason	-	-	-	13	7	20	20
K. Oliver	-	-	-	13	7	20	20
Z. Quinney	-	-	-	13	7	20	20
J. Thomas	-	-	-	13	7	20	20
C. Hansen	-	-	3	11	5	19	5
B. King	-	-	8	4	7	19	7
T. Oliver	-	-	-	12	7	19	17
T. Swilling	-	-	-	12	7	19	16
C. Thomas	-	-	-	10	7	17	7
J. Coco	-	-	-	11	5	16	2
J. DeFoor	-	-	-	9	7	16	10
W. Wells	-	-	-	10	5	15	3
C. Martin	-	-	2	5	7	14	7
S. Morgan	-	-	3	10	1	14	-
L. Johnson	-	-	9	-	4	13	1
A. Showell	-	-	-	6	6	12	2
S. Dolphus	-	-	3	8	-	11	-
Z. Walton	-	-	-	4	7	11	7
T.K. Chimedza	-	-	-	4	7	11	9
J. Dingle	-	-	-	4	6	10	3
J. King	-	-	-	3	7	10	7
J. Graham	-	-	-	3	6	9	4
K. Dawson	-	-	-	2	7	9	7
Don. Smith	-	-	-	2	7	9	7
A. Sanders	-	-	-	2	7	9	7
J. Hawkins-Anderson	-	-	3	3	2	8	-
JaQ. Griffin	-	-	-	2	6	8	5
J. Blancato	-	-	-	1	7	8	7
D. Brooks	-	-	1	-	7	8	7
J. Tukes	-	-	-	7	-	7	-
C. Bennett	-	-	-	-	7	7	7
A. Brown	-	-	-	-	7	7	7
T. Davis	-	-	-	-	7	7	7
D. Deveney	-	-	-	-	7	7	7
Q. Jackson	-	-	-	-	7	7	7
D. Knight	-	-	-	-	7	7	7
D. Leonard	-	-	-	-	7	7	7
J. Southers	-	-	-	-	7	7	7
C. Long	-	-	-	-	7	7	7
R. Stanzione	-	-	-	-	7	7	7
C. Clark	-	-	-	6	-	6	1
M. Maye	-	-	-	-	6	6	2
P. Harris	-	-	-	-	6	6	4
M. Sims	-	-	-	-	6	6	4
S. Yondjouen	-	-	-	-	6	6	6
J. Domineck	-	-	-	3	2	5	1
M. Minihan	-	-	-	2	3	5	-
J. Griffin	-	-	-	-	5	5	4
W. Lay III	-	-	-	-	5	5	4
K. Norris	-	-	-	-	4	4	3
J. Macrina	-	-	-	4	-	4	-
C. Ryans	-	-	-	-	3	3	3
J. Huff	-	-	-	-	3	3	1
Dev. Smith	-	-	-	-	2	2	1
A. Smith	-	-	-	-	2	2	2
L. Byrne	-	-	-	2	-	2	-
C. Malloy	-	-	-	1	1	2	-
K. Johnson	-	-	-	-	2	2	-
N. Burnett	-	-	-	-	2	2	1
L. Johns	-	-	-	1	-	1	-
H. Gibbs	-	-	-	-	1	1	-
A. Nash	-	-	-	-	1	1	-
W. Walker	-	-	-	-	1	1	-
L. Patelles	-	-	-	-	1	1	-
J. Yates	-	-	-	-	1	1	1



## CAREER HIGHS

### JAYTLIN ASKEW

**Tackles:** 6 at USF (Sept. 8, 2018)  
**Solo Tackles:** 4 at USF (Sept. 8, 2018)  
**Tackles for Loss:** 1.0 vs. Alcorn St. (Sept. 1, 2018)  
**Pass Breakups:** 1, twice - last at Pittsburgh (Sept. 15, 2018)  
**Kick Returns:** 1 vs. Minnesota (Dec. 26, 2018)  
**Kick Return Yards:** 27 vs. Minnesota (Dec. 26, 2018)

### CHICO BENNETT, JR.

**Tackles:** 5 at Temple (Sept. 28, 2019)  
**Solo Tackles:** 4 at No. 1 Clemson (Aug. 29, 2019)  
**Sacks:** 0.5 vs. USF (Sept. 7, 2019)  
**Tackles for Loss:** 0.5 vs. USF (Sept. 7, 2019)

### JOSH BLANCATO

**Rushing Attempts:** 1 vs. Alcorn State, Sept. 1, 2018  
**Receptions:** 1 at No. 1 Clemson (Aug. 29, 2019)  
**Receiving Yards:** 34 at No. 1 Clemson (Aug. 29, 2019)  
**Longest Reception:** 34 at No. 1 Clemson (Aug. 29, 2019)

### DJIMON BROOKS

**Tackles:** 5 at Duke (Oct. 12, 2019)  
**Solo Tackles:** 2 at Duke (Oct. 12, 2019)

### AHMAREAN BROWN

**Receptions:** 3, twice - last at Miami (Oct. 19, 2019)  
**Receiving Yards:** 64 at Temple (Sept. 28, 2019)  
**Longest Reception:** 42 at Temple (Sept. 28, 2019)  
**Receiving TDs:** 1, three times - last at Miami (Oct. 19, 2019)  
**Rushing Attempts:** 1 vs. USF (Sept. 7, 2019)  
**Rushing Yards:** 3 vs. USF (Sept. 7, 2019)  
**Lonest Rush:** 2 yards vs. USF (Sept. 7, 2019)  
**Punt Returns:** 5 vs. USF (Sept. 7, 2019)  
**Punt Return Yards:** 23 vs. USF (Sept. 7, 2019)  
**Kick Returns:** 2 at No. 1 Clemson (Aug. 29, 2019)  
**Kick Return Yards:** 26 at No. 1 Clemson (Aug. 29, 2019)

### JALEN CAMP

**Rush Attempts:** 1 vs. Virginia (Nov. 17, 2018)  
**Rush Yards:** 3 vs. Virginia (Nov. 17, 2018)  
**Longest Rush:** 3 vs. Virginia (Nov. 17, 2018)  
**Receptions:** 4 at Temple (Sept. 28, 2019)  
**Receiving Yards:** 71 vs. The Citadel (Sept. 14, 2019)  
**Longest Reception:** 49 at Virginia (Nov. 04, 2017)  
**Receiving Touchdowns:** 1 vs. The Citadel (Sept. 14, 2019)

### CHRISTIAN CAMPBELL

**Tackles:** 7 at Temple (Sept. 28, 2019)  
**Solo Tackles:** 5 at Temple (Sept. 28, 2019)  
**Sacks:** 1.0, twice - last at Louisville (Oct. 05, 2018)  
**Tackles for Loss:** 1.0, three times - last at Louisville (Oct. 5, 2018)  
**Pass Breakups:** 1, three times - last vs. USF (Sept. 7, 2019)

### TARIQ CARPENTER

**Tackles:** 10 vs. Virginia (Nov. 17, 2018)  
**Tackles for Loss:** 2.0 vs. USF (Sept. 7, 2019)  
**Interceptions:** 1, twice - last at North Carolina (Nov. 3, 2018)  
**Longest Interception Return:** 6 at North Carolina (Nov. 3, 2018)  
**Pass Breakups:** 1, six times - last vs. Minnesota (Dec. 26, 2018)  
**Fumbles Forced:** 1, twice - last vs. The Citadel (Sept. 14, 2019)

### MALACHI CARTER

**Receptions:** 3, three times - last North Carolina (Oct. 5, 2019)  
**Receiving Yards:** 45 vs. North Carolina (Oct. 5, 2019)  
**Receiving TDs:** 1, twice - last vs. North Carolina (Oct. 5, 2019)  
**Longest Reception:** 32 vs. Duke (Oct. 13, 2018)

### T.K. CHIMEDZA

**Tackles:** 4, twice - last vs. The Citadel (Sept. 14, 2019)  
**Solo Tackles:** 2 vs. USF (Sept. 7, 2019)  
**Tackles for Loss:** 1.0 at Temple (Sept. 28, 2019)  
**Sacks:** 1.0 at Temple (Sept. 28, 2019)  
**Fumbles Recovered:** 1 vs. USF (Sept. 7, 2019)

### TYLER COOKSEY

**Tackles:** 1, twice - last vs. North Carolina (Oct. 5, 2019)  
**Solo Tackles:** 1, twice - last vs. North Carolina (Oct. 5, 2019)

### NATHAN COTTRELL

**Rush Attempts:** 9 at North Carolina (Nov. 3, 2018)  
**Rush Yards:** 90 at North Carolina (Nov. 3, 2018)  
**Rush TDs:** 1, four times - last vs. Minnesota (Dec. 26, 2018)  
**Longest Rush:** 69 vs. Virginia Tech (Nov. 11, 2017)  
**Receptions:** 2 vs. Duke (Oct. 13, 2018)  
**Receiving Yards:** 41 at Miami (Oct. 19, 2019)  
**Receiving TDs:** 1 at Miami (Oct. 19, 2019)  
**Longest Reception:** 41 at Miami (Oct. 19, 2019)  
**Kick Returns:** 8 at Virginia (Nov. 4, 2017)  
**Kick Return Yards:** 178 at Virginia (Nov. 4, 2017)  
**Longest Kick Return:** 35 at Miami (Oct. 14, 2017)  
**Fumble Recoveries:** 1 at No. 18/22 Virginia Tech (Nov. 12, 2016)

### DAVID CURRY

**Tackles:** 16 vs. North Carolina (Oct. 5, 2019)  
**Solo Tackles:** 8 vs. North Carolina (Oct. 5, 2019)  
**Sacks:** 1.0 vs. The Citadel (Sept. 14, 2019)  
**Tackles for Loss:** 1.0 vs. The Citadel (Sept. 14, 2019)  
**Pass Breakups:** 1 at Miami (Oct. 19, 2019)  
**Interceptions:** 1, twice - last vs. The Citadel (Sept. 14, 2019)  
**Fumbles Recovered:** 1, twice - last vs. USF (Sept. 7, 2019)  
**Touchdowns:** 1 vs. Alcorn St. (Sept. 1, 2018)

### TYLER DAVIS

**Receptions:** 4 at Duke (Oct. 12, 2019)  
**Receiving Yards:** 29 at Duke (Oct. 12, 2019)  
**Longest Reception:** 16 at Duke (Oct. 12, 2019)

### KELTON DAWSON

**Tackles:** 6 at Duke (Oct. 12, 2019)  
**Solo Tackles:** 4, twice - last vs. North Carolina (Oct. 5, 2019)  
**Tackles for Loss:** 2.0 vs. North Carolina (Oct. 5, 2019)  
**Fumbles Forced:** 1 vs. North Carolina (Oct. 5, 2019)

### DYLAN DEVENEY

**Receptions:** 1, three times - last at Miami (Oct. 19, 2019)  
**Receiving Yards:** 11 vs. North Carolina (Oct. 5, 2019)  
**Longest Reception:** 11 vs. North Carolina (Oct. 5, 2019)

### JUSTICE DINGLE

**Tackles:** 2 at Duke (Oct. 12, 2019)  
**Solo Tackles:** 1, three times - last at Duke (Oct. 12, 2019)  
**Fumbles Recovered:** 1 at No. 1 Clemson (Aug. 29, 2019)

### STEPHEN DOLPHUS

**Receptions:** 1 vs. Bowling Green, Sept. 29, 2018  
**Receiving Yards:** 39 yards vs. Bowling Green, Sept. 29, 2018  
**Long Reception:** 39 yards vs. Bowling Green, Sept. 29, 2018

### JORDAN DOMINECK

**Tackles:** 4 at USF, Sept. 8 2018  
**Solo Tackles:** 3 at USF, Sept. 8, 2018  
**Tackles for Loss:** 1.0 at Miami (Oct. 19, 2019)  
**Sacks:** 1.0 at Miami (Oct. 19, 2019)

### DEVIN ELLISON

**Tackles:** 2 at Temple (Sept. 28, 2019)  
**Solo Tackles:** 1 at Temple (Sept. 28, 2019)

### BRENTAVIOUS GLANTON

**Tackles:** 6 vs. Wake Forest (Oct. 21, 2017)  
**Solo Tackles:** 6 vs. Wake Forest (Oct. 21, 2017)  
**Tackles for Loss:** 1.0, five times - last vs. USF (Sept. 7, 2019)  
**Sacks:** 1.0, twice - last vs. USF (Sept. 7, 2019)  
**Pass Breakups:** 1 at Virginia (Nov. 4, 2017)

### JAMES GRAHAM

**Rushing Attempts:** 13 vs. North Carolina (Oct. 5, 2019)  
**Rushing Yards:** 48 vs. North Carolina (Oct. 5, 2019)  
**Longest Rush:** 15, 3x - last at Miami (Oct. 19, 2019)  
**Passing TDs:** 1 at Duke (Oct. 12, 2019)  
**Pass Attempts:** 35 at Duke (Oct. 12, 2019)  
**Pass Completions:** 15 at Duke (Oct. 12, 2019)  
**Passing Yards:** 206 at Duke (Oct. 12, 2019)  
**Longest Pass:** 40 at Duke (Oct. 12, 2019)  
**Passing TDs:** 1, three times - last at Duke (Oct. 12, 2019)

### JAMIOUS GRIFFIN

**Rushing Attempts:** 8 at Miami (Oct. 19, 2019)  
**Rushing Yards:** 21 at Miami (Oct. 19, 2019)  
**Longest Rush:** 7, twice - last at Miami (Oct. 19, 2019)  
**Receptions:** 1 at Miami (Oct. 19, 2019)  
**Receiving Yards:** 5 at Miami (Oct. 19, 2019)  
**Longest Reception:** 5 at Miami (Oct. 19, 2019)

### JA'QUAN GRIFFIN

**Tackles:** 3 vs. The Citadel (Sept. 14, 2019)  
**Solo Tackles:** 2 vs. Alcorn State, Sept. 1, 2018  
**Fumble Recovery:** 1 at Miami (Oct. 19, 2019)

### PRESSLEY HARVIN III

**Punt Attempts:** 9, twice - last at Virginia (Nov. 4, 2017)  
**Highest Punt Avg. (min. 2 att.):** 51.5 vs. Wake Forest (Oct. 21, 2017)  
**Longest Punt:** 62, twice - last at USF (Sept. 8, 2019)  
**50+ Yard Punts:** 5 at No. 7 Clemson (Oct. 28, 2017)  
**Punts Downed Inside 20:** 4, twice - last at Virginia (Nov. 4, 2017)  
**Pass Attempts:** 1, twice - last at Miami (Oct. 19, 2019)  
**Pass Completions:** 1 at Miami (Oct. 19, 2019)  
**Pass Yards:** 41 at Miami (Oct. 19, 2019)  
**Longest Receptions:** 41 at Miami (Oct. 19, 2019)  
**Passing TDs:** 1 at Miami (Oct. 19, 2019)

### JAIR HAWKINS-ANDERSON

**Receptions:** 1 vs. North Carolina (Oct. 5, 2019)  
**Receiving Yards:** 2 vs. North Carolina (Oct. 5, 2019)  
**Longest Reception:** 2 vs. North Carolina (Oct. 5, 2019)

### JAQUON HENDERSON

**Tackles:** 5 vs. The Citadel (Sept. 14, 2019)  
**Solo Tackles:** 3 at No. 1 Clemson (Aug. 29, 2019)  
**Tackles for Loss:** 2.0 at No. 1 Clemson (Aug. 29, 2019)  
**Sacks:** 0.5 at Duke (Oct. 12, 2019)  
**Pass Breakups:** 1 at No. 1 Clemson (Aug. 29, 2019)

### JERRY HOWARD JR.

**Rush Attempts:** 12, four times - last at No. 5 Georgia (Nov. 24, 2018)  
**Rush Yards:** 90 at North Carolina (Nov. 3, 2018)  
**Rush TDs:** 1, seven times - last vs. Virginia (Nov. 17, 2018)  
**Longest Rush:** 65 vs. Jacksonville State, (Sept. 9, 2017)  
**Receptions:** 2, twice - last at Duke (Oct. 12, 2019)  
**Receiving Yards:** 57 at No. 1 Clemson (Aug. 29, 2019)  
**Longest Reception:** 54 at No. 1 Clemson (Aug. 29, 2019)  
**Receiving TDs:** 1 at Duke (Oct. 12, 2019)  
**Kick Returns:** 2, twice - last vs. No. 7 Georgia (Nov. 25, 2017)  
**Kick Return Yards:** 36 at Duke (Nov. 18, 2017)  
**Longest Kick Return:** 20 vs. No. 7 Georgia (Nov. 25, 2017)  
**Tackles:** 3 at Duke (Oct. 12, 2019)  
**Blocked Kick:** 1 at Duke (Oct. 12, 2019)

### JORDAN HUFF

**Tackles:** 1 vs. The Citadel (Sept. 14, 2019)

### QUEZ JACKSON

**Tackles:** 9 at Duke (Oct. 12, 2019)  
**Solo Tackles:** 4, twice - last at Duke (Oct. 12, 2019)  
**Tackles for Loss:** 2.0 vs. USF (Sept. 7, 2019)

### OMAHRI JARRETT

**Rush Attempts:** 1, four times - last at Louisville (Oct. 5, 2018)  
**Rush Yards:** 29 at Louisville (Oct. 5, 2018)  
**Longest Rush:** 29 at Louisville (Oct. 05, 2018)  
**Kick Returns:** 5 at Duke (Nov. 18, 2017)  
**Kick Return Yards:** 84 at Duke (Nov. 18, 2017)  
**Longest Kick Return:** 24 vs. Virginia Tech (Nov. 11, 2017)

### KENAN JOHNSON

**Tackles:** 3 at No. 1 Clemson (Aug. 29, 2019)  
**Solo Tackles:** 3 at No. 1 Clemson (Aug. 29, 2019)  
**Tackles for Loss:** 1.0 at No. 1 Clemson (Aug. 29, 2019)

### LUCAS JOHNSON

**Passing Attempts:** 17 vs. USF (Sept. 7, 2019)  
**Passing Completions:** 11 vs. USF (Sept. 7, 2019)  
**Passing Yards:** 91 vs. The Citadel (Sept. 14, 2019)  
**Longest Pass:** 33 yards vs. The Citadel (Sept. 14, 2019)  
**Passing TDs:** 1 vs. The Citadel (Sept. 14, 2019)  
**Rushing Attempts:** 9 vs. USF (Sept. 7, 2019)  
**Rushing Yards:** 36 vs. USF (Sept. 7, 2019)  
**Longest Rush:** 13 yards vs. USF (Sept. 7, 2019)

### BRUCE JORDAN-SWILLING

**Tackles:** 11 at Virginia (Nov. 4, 2017)  
**Solo Tackles:** 6 at Virginia (Nov. 4, 2017)  
**Tackles for Loss:** 1.5 at Duke (Oct. 12, 2019)  
**Sacks:** 1.5 at Duke (Oct. 12, 2019)  
**Fumbles Forced:** 1 at Virginia (Nov. 4, 2017)  
**Fumbles Recovered:** 1, twice - last vs. Duke (Oct. 13, 2018)  
**Interceptions:** 1 at Virginia (Nov. 4, 2017)  
**Pass Breakups:** 1 vs. Pittsburgh (Sept. 23, 2017)  
**Quarterback Hurries:** 1 at No. 7 Clemson (Oct. 28, 2017)  
**Touchdowns:** 1 at Virginia (Nov. 4, 2017) (interception return)

## CAREER HIGHS

**AJANI KERR**

**Tackles:** 9 vs. Bowling Green (Sept. 29, 2018)  
**Solo Tackles:** 6 vs. Bowling Green (Sept. 29, 2018)  
**Pass Breakups:** 1, five times - last at Pitt (Sept. 15, 2018)  
**Fumbles Recovered:** 1 vs. Miami (Fla.) (Nov. 10, 2018)

**BRENTON KING**

**Field Goals Made:** 2 vs. Wake Forest (Oct. 21, 2017)  
**Field Goal Attempts:** 2, twice - last vs. The Citadel (Sept. 14, 2019)  
**Longest Field Goal:** 42, twice - last at Duke (Oct. 12, 2019)  
**PATs Made:** 5 at USF (Sept. 8, 2018)  
**Points Scored:** 8, twice - last at USF (Sept. 8, 2018)  
**Kickoff Touchbacks:** 1 vs. Wake Forest (Oct. 21, 2017)

**JAYLON KING**

**Tackles:** 3 vs. North Carolina (Oct. 5, 2019)  
**Solo Tackles:** 1 vs. North Carolina (Oct. 5, 2019)

**DEMETRIUS KNIGHT III**

**Tackles:** 6 at Duke (Oct. 12, 2019)  
**Solo Tackles:** 1, four times - last at Duke (Oct. 12, 2019)  
**Tackles for Loss:** 1.0, twice - last at Miami (Oct. 19, 2019)  
**Sacks:** 1.0 at Miami (Oct. 19, 2019)  
**Fumbles Forced:** 1 at Miami (Oct. 19, 2019)  
**Pass Breakups:** 1, twice - last at Duke (Oct. 12, 2019)

**DYLAN LEONARD**

**Receptions:** 1, twice - last at Duke (Oct. 12, 2019)  
**Receiving Yards:** 3, twice - last at Duke (Oct. 12, 2019)  
**Longest Reception:** 3 yards, twice - last at Duke (Oct. 12, 2019)

**JOSEPH MACRINA**

**Rushing Attempts:** 2, twice - last vs. Bowling Green, Sept. 29, 2018  
**Rushing Yards:** 8 yards vs. Alcorn State, Sept. 1, 2018  
**Longest Rush:** 4 yards, twice - last vs. Bowling Green, Sept. 29, 2018

**CHRISTIAN MALLOY**

**Rushing Attempts:** 4 at Virginia Tech, Oct. 25, 2018  
**Rushing Yards:** 27 at Virginia Tech, Oct. 25, 2018  
**Longest Rush:** 10 yards at Virginia Tech, Oct. 25, 2018

**CHRIS MARTIN**

**Tackles:** 4 vs. The Citadel (Sept. 14, 2019)  
**Solo Tackles:** 2, twice - last vs. The Citadel (Sept. 14, 2019)

**JORDAN MASON**

**Rush Attempts:** 20, twice - last at Miami (Oct. 19, 2019)  
**Rush Yards:** 141 at Miami (Oct. 19, 2019)  
**Rush TDs:** 3 at Virginia Tech (Oct. 25, 2018)  
**Longest Rush:** 46 at USF (Sept. 8, 2018)  
**Receptions:** 3 vs. USF (Sept. 7, 2019)  
**Receiving Yards:** 17 at Temple (Sept. 28, 2019)  
**Longest Reception:** 11, twice - last at Temple (Sept. 28, 2019)

**KALEB OLIVER**

**Tackles:** 7 vs. The Citadel (Sept. 14, 2019)  
**Solo Tackles:** 4 at No. 1 Clemson (Aug. 29, 2019)  
**Tackles for Loss:** 1.0, four times  
**Interceptions:** 1, three times - last at Temple (Sept. 28, 2019)  
**Longest Interception Return:** 25 vs. Alcorn St. (Sept. 1, 2018)  
**Fumbles Forced:** 1, twice - last vs. USF (Sept. 7, 2019)  
**Pass Breakups:** 1, three times - last vs. USF (Sept. 7, 2019)

**TOBIAS OLIVER**

**Pass Completions:** 4 at Temple (Sept. 28, 2019)  
**Pass Attempts:** 11 at Temple (Sept. 28, 2019)  
**Pass Yards:** 104 at North Carolina (Nov. 3, 2018)  
**Pass TDs:** 1, twice - last at North Carolina (Nov. 3, 2018)  
**Longest Pass:** 86 at North Carolina (Nov. 3, 2018)  
**Rush Attempts:** 40 at Virginia Tech (Oct. 25, 2018)  
**Rush Yards:** 215 at Virginia Tech (Oct. 25, 2018) (40 Carries)  
**Rush TDs:** 3 at Virginia Tech (Oct. 25, 2018)  
**Longest Rush:** 65 [T-8th], At Louisville, Oct. 05, 2018  
**Receptions:** 2 at Miami (Oct. 19, 2019)  
**Receiving Yards:** 11 at Miami (Oct. 19, 2019)  
**Longest Reception:** 12 at Miami (Oct. 19, 2019)  
**Kick Returns:** 2, three times - last at Duke (Oct. 12, 2019)  
**Kick Return Yards:** 96 vs. The Citadel (Sept. 14, 2019)  
**Longest Kick Return:** 52 vs. The Citadel (Sept. 14, 2019)

**ANTWAN OWENS**

**Tackles:** 6 vs. The Citadel (Sept. 14, 2019)  
**Solo Tackles:** 4, twice - last at No. 1 Clemson (Aug. 29, 2019)  
**Sacks:** 1.0 vs. Jacksonville State (Sept. 9, 2017)  
**Tackles for Loss:** 1.0, twice - vs. The Citadel (Sept. 14, 2019)  
**Fumbles Recovered:** 1 vs. Bowling Green (Sept. 29, 2018)  
**Interceptions:** 1 vs. North Carolina (Oct. 5, 2019)  
**Blocked Kicks:** 1 at Miami (Oct. 19, 2019)

**CURTIS RYANS**

**Tackles:** 1, twice - last at Duke (Oct. 12, 2019)  
**Solo Tackles:** 1 vs. North Carolina (Oct. 5, 2019)

**ADONICAS SANDERS**

**Receptions:** 3, twice - last at Duke (Oct. 12, 2019)  
**Receiving Yards:** 69 at Duke (Oct. 12, 2019)  
**Longest Reception:** 39 vs. North Carolina (Oct. 5, 2019)

**AVERY SHOWELL**

**Tackles:** 3, twice - last at Duke (Oct. 12, 2019)  
**Solo Tackles:** 3 at Louisville (Oct. 5, 2018)  
**Kick Returns:** 1 vs. Bowling Green, Sept. 29, 2018  
**Kick Returns Yards:** 14 yards vs. Bowling Green, Sept. 29, 2018  
**Longest Kick Return:** 14 yards vs. Bowling Green, Sept. 29, 2018

**MYLES SIMS**

**Tackles:** 2 vs. North Carolina (Oct. 5, 2019)  
**Solo Tackles:** 2 vs. North Carolina (Oct. 5, 2019)

**DEVIN SMITH**

**Tackles:** 1, twice - last at Temple (Sept. 28, 2019)  
**Solo Tackles:** 1, twice - last at Temple (Sept. 28, 2019)

**DONTAE SMITH**

**Rush Attempts:** 7 at Temple (Sept. 28, 2019)  
**Rushing Yards:** 35 at Temple (Sept. 28, 2019)  
**Longest Rush:** 25 at Duke (Oct. 12, 2019)  
**Receptions:** 1, twice - last at Duke (Oct. 12, 2019)  
**Receiving Yards:** 10 vs. USF (Sept. 7, 2019)  
**Longest Reception:** 10 vs. USF (Sept. 7, 2019)  
**Kick Returns:** 3 vs. North Carolina (Oct. 5, 2019)  
**Kick Return Yards:** 77 vs. North Carolina (Oct. 5, 2019)  
**Longest Kick Return:** 31 vs. North Carolina (Oct. 5, 2019)

**TRE SWILLING**

**Tackles:** 6 at Louisville (Oct. 5, 2018)  
**Solo Tackles:** 4 at Louisville (Oct. 5, 2018)  
**Sacks:** 1.0 vs. Duke (Oct. 13, 2018)  
**Tackles for Loss:** 1.0, twice - last at Miami (Oct. 19, 2019)  
**Interceptions:** 1, twice - last at No. 1 Clemson (Aug. 29, 2019)  
**Longest INT Return:** 41 yards at No. 1 Clemson (Aug. 29, 2019)  
**Fumbles Forced:** 1 vs. Duke (Oct. 13, 2018)  
**Pass Breakups:** 2, twice - last at Miami (Oct. 19, 2019)

**CHARLIE THOMAS**

**Tackles:** 9, twice - last vs. USF (Sept. 7, 2019)  
**Solo Tackles:** 7 vs. USF (Sept. 7, 2019)  
**Sacks:** 2.0, twice - last vs. North Carolina (Oct. 5, 2019)  
**Tackles for Loss:** 2.0 vs. USF (Sept. 7, 2019)  
**Fumbles Forced:** 1, three times - last vs. The Citadel (Sept. 14, 2019)  
**Fumbles Recovered:** 2 at Louisville (Oct. 5, 2018)  
**Safeties:** 1 at Temple (Sept. 28, 2019)  
**Pass Breakups:** 1 vs. Duke (Oct. 13, 2018)

**JUANYEH THOMAS**

**Tackles:** 6, twice - last at Miami (Oct. 19, 2019)  
**Solo Tackles:** 4, twice - last at Temple (Sept. 28, 2019)  
**Fumbles Forced:** 1 at No. 1 Clemson (Aug. 29, 2019)  
**Fumbles Recovered:** 1 vs. Miami (Fla.) (Nov. 10, 2018)  
**Pass Breakups:** 1 at Louisville (Oct. 5, 2018)  
**Interceptions:** 1 at Louisville (Oct. 5, 2018)  
**Longest Interception Return:** 95 at Louisville (Oct. 5, 2018)  
**Punt Returns:** 3 vs. Alcorn St. (Sept. 1, 2018)  
**Punt Return Yards:** 31 vs. Alcorn St. (Sept. 1, 2018)  
**Longest Punt Return:** 25 vs. Alcorn St. (Sept. 1, 2018)  
**Kick Returns:** 6 at USF (Sept. 8, 2018)  
**Kick Return Yards:** 134 at USF (Sept. 08, 2018)  
**Longest Kick Return:** 100 at No. 5 Georgia (Nov. 24, 2018)

**ZAMARI WALTON**

**Tackles:** 4 vs. North Carolina (Oct. 5, 2019)  
**Solo Tackles:** 3 vs. North Carolina (Oct. 5, 2019)  
**Pass Breakups:** 2, twice - last at Temple (Sept. 28, 2019)

**WESLEY WELLS**

**Field Goals Made:** 4 vs. Virginia (Nov. 17, 2018)  
**Field Goal Attempts:** 4 vs. Virginia (Nov. 17, 2018)  
**Longest Field Goal:** 48 vs. Virginia (Nov. 17, 2018)  
**Kick PATs:** 9, twice - last at Louisville (Oct. 05, 2018)  
**Points Scored:** 12, twice - last at Virginia (Nov. 17, 2018)

**SYLVAIN YOUNDJOUEN**

**Tackles:** 4 at Duke (Oct. 12, 2019)  
**Solo Tackles:** 2 at Duke (Oct. 12, 2019)



**STARTING LINEUPS, ETC.**

OFFENSIVE STARTERS	QB	RB	WR	WR	WR	TE	LT	LG	C	RG	RT
Clemson	T. Oliver	Mason	J. Camp	A. Brown	M. Carter	T. Davis	Quinney	Minihan	Cooper	Southers	DeFoor
South Florida	L. Johnson	Mason	J. Camp	A. Brown	M. Carter	T. Davis	Lee	Minihan	Cooper	Southers	Quinney
The Citadel	L. Johnson	Mason	J. Camp	A. Brown	M. Carter	T. Davis	Lee	DeFoor	Cooper	Southers	Quinney
Temple	T. Oliver	Mason	J. Camp	A. Brown	M. Carter	T. Davis	Quinney	DeFoor	Cooper	Hansen	Southers
North Carolina	J. Graham	Mason	A. Sanders	A. Brown	M. Carter	T. Davis	Quinney	DeFoor	Lay III	Hansen	Southers
Duke	J. Graham	Mason	A. Sanders	A. Brown	M. Carter	T. Davis	Quinney	DeFoor	Lay III	Hansen	Southers
Miami (Fla.)	J. Graham	Mason	A. Sanders	A. Brown	M. Carter	Howard (RB)	Quinney	DeFoor	Lay III	Hansen	Southers

DEFENSIVE STARTERS	DE	DT	DT	DE	LB	LB	S	S	S	CB	CB
Clemson	Henderson	Martin	Glanton	Owens	Curry	C. Thomas	J. Thomas	Carpenter	K. Oliver	T. Swilling	Walton
South Florida	Henderson	Martin	Glanton	Owens	Curry	C. Thomas	J. Thomas	Carpenter	K. Oliver	T. Swilling	Walton
The Citadel	Dawson	Martin	Chimedza	Owens	Curry	Jordan-Swilling	J. Thomas	Carpenter	Kerr	T. Swilling	Showell
Temple	Dawson	Martin	Glanton	Owens	Curry	C. Thomas	J. Thomas	Carpenter	K. Oliver	T. Swilling	Walton
North Carolina	Dawson	Martin	Glanton	Owens	Curry	C. Thomas	J. Thomas	Campbell	K. Oliver	T. Swilling	Walton
Duke	Dawson	Chimedza	Glanton	Owens	Curry	C. Thomas	J. Thomas	Carpenter	K. Oliver	T. Swilling	Walton
Miami (Fla.)	Dawson	Chimedza	Glanton	Owens	Curry	C. Thomas	J. Thomas	Carpenter	Campbell	T. Swilling	Walton

**GAME INFORMATION**

	TECH CAPTAINS	COIN TOSS	GT KO/REC.	GT 1ST OFF. PLAY	GT 1ST POSSESSION	OPP. 1ST POSSESSION	KICKOFF TIME	GAME LENGTH	GT HELMET	GT JERSEY	GT PANTS
Clemson	J. Camp, T. Carpenter D. Curry, Z. Quinney	GT	KO	Oliver 2 run	Punt	Punt	8:07 p.m.	3:16	Gold	White/Gold	Gold
South Florida	K. Cooper, T. Swilling B. Glanton, T. Cooksey	USF	Rec.	Johnson 9 pass Mason	Punt	Punt	2:05 p.m.	3:06	White	White/White	White
The Citadel	O. Jarrett, J. Howard, C. Campbell, J. Lee	CIT	KO	Johnson 28 pass Carter	Punt	Punt	12:35 p.m.	3:24	White	Gold/Navy	White
Temple	T. Carpenter, T. Davis K. Oliver, J. Mason	GT	KO	Mason 4 run	Punt	Interception	3:37 p.m.	3:20	Gold	White/Gold	White
North Carolina	N. Cottrell, A. Owens, DeFoor, Southers	GT	KO	Graham 11 pass Sanders	Punt	Interception	4:01 p.m.	3:17	Grey	Grey/Gold	Grey
Duke	T. Swilling, Curry, Sanders, S. Morgan	DU	Rec.	Mason 9 run	Touchdown	FG	12:35 p.m.	3:19	Gold	White/Navy	White
Miami (Fla.)	Jam. Griffin, Davis Mason, Howard	MIA	Rec.	Graham INC pass	Punt	Fumble	12:03 p.m.	3:43	Gold	White/Gold	Gold

\* touchdown

**TURNOVERS**

**GEORGIA TECH TAKEAWAYS**

NO.	OPP.	QTR	TURNOVER	DEFENDER(S)	LED TO	PTS. OFF
1.	CJ (3)	1	Fumble	Juanyeh Thomas (F); Justice Dingle (R)	Punt	0
2.		2	Interception	Tre Swilling	INT	0
3.		2	Interception	Kaleb Oliver	End-of-Half	0
4.	USF (2)	2	Fumble	David Curry (R)	Punt	0
5.		4	Fumble	Kaleb Oliver (F); T.K. Chimedza (R)	Punt	0
6.	CIT (1)	1	Interception	David Curry	Punt	0
7.	TEM (1)	1	Interception	Kaleb Oliver	Punt	0
8.	UNC (1)	1	Interception	Antwan Owens	Punt	0
9.	MIA (1)	1	Fumble	Demetrius Knight (F); JaQuon Griffin (R)	TD	7
					<b>Points</b>	<b>7</b>

\* Defensive touchdown

**GEORGIA TECH GIVEAWAYS**

NO.	OPP.	QTR	TURNOVER	OFFENSIVE PLAYER	LED TO	PTS. OFF
1.	CJ (3)	1	Fumble	Juanyeh Thomas	TD	7
2.		2	Fumble	Jamious Griffin	TD	7
3.		2	Interception	Tobias Oliver	TD	7
4.		3	Interception	Tobias Oliver	Downs	0
5.		3	Interception	Lucas Johnson	TD	7
6.		4	Fumble	Dylan Deveney	Fumble	0
7.	TEM (3)	2	Fumble	Tobias Oliver	Punt	0
8.		3	Fumble	Tobias Oliver	TD*	7
9.		4	Interception	James Graham	Downs	0
10.	UNC (2)	2	Interception	James Graham	TD	7
		4	Interception	James Graham	End Game	0
12.	MIA (1)	4	Fumble	Jordan Mason	Missed FG	0
					<b>Points</b>	<b>42</b>

\* Defensive touchdown

**DRIVES**
**DRIVE CHART**

DISPLAYED GEORGIA TECH/OPPONENT

	Possessions	TDs	FGs Made	FGs Missed	Fum.	Int.	Safety	Punt	Downs	Half	Game	80+yard Drives	3 and Out
Clemson	16/16	2/7	0/1	0/0	1/2	2/2	0/0	8/3	0/1	1/1	0/1	1/2	7/2
South Florida	12/12	2/1	0/1	1/0	1/2	1/0	0/0	5/7	0/0	1/1	1/0	0/0	3/4
The Citadel	10/10	3/3	1/2	1/1	0/0	0/1	0/0	4/3	1/0	1/0	1/0	0/1	2/2
Temple	12/12	0/3	0/1	0/0	2/0	1/1	0/1	6/4	2/1	1/1	0/1	1/0	4/3
North Carolina	13/13	3/5	0/1	0/1	0/0	2/0	0/0	7/4	0/0	1/1	0/1	0/1	4/3
Duke	13/13	3/5	1/2	0/0	0/0	0/0	0/0	6/5	2/0	1/1	1/0	0/1	5/3
Miami (Fla.)	11/12	3/3	0/0	0/3	1/1	0/0	0/0	6/3	0/0	0/2	0/1	1/0	3/2
<b>TOTALS</b>	<b>87/88</b>	<b>16/27</b>	<b>2/8</b>	<b>2/5</b>	<b>5/5</b>	<b>6/4</b>	<b>0/1</b>	<b>42/29</b>	<b>5/2</b>	<b>6/5</b>	<b>3/3</b>	<b>3/5</b>	<b>25/17</b>

**GEORGIA TECH SCORING DRIVES**

	QTR	TD	FG	PLAYERS	PLAY	PL	YDS	TIME
Clemson	3	X		Jordan Mason	7-yd rush	3	75	1:02
	4	X		Ahmarean Brown from James Graham	28-yd pass	9	90	4:17
South Florida	2	X		Jordan Mason	1-yd rush	7	43	3:02
	2	X		Tobias Oliver	7-yd rush	9	76	3:19
The Citadel	2	X		Jordan Mason	4-yd rush	8	71	3:45
	3	X		Jalen Camp from Lucas Johnson	33-yd pass	1	33	0:07
	4	X		Jordan Mason	25-yd rush	4	67	1:17
	4	X		Brenton King	34-yd FG	6	31	1:39
Temple	3			Charlie Thomas safety				
North Carolina	3	X		Malachi Carter from James Graham	28-yd pass	5	78	2:18
	4	X		Jordan Mason	2-yd rush	5	73	1:46
	4	X		Ahmarean Brown from James Graham	32-yd pass	5	68	1:31
Duke	1	X		Jerry Howard Jr. from James Graham	19-yd pass	11	75	4:53
	2	X		James Graham	8-yd rush	6	75	2:02
	3	X		Brenton King	42-yd FG	7	64	1:40
	4	X		Tobias Oliver	4-yd rush	8	41	2:55
Miami	1	X		JaQuon Griffin	0-yd fumble recovery			
	1	X		Nathan Cottrell from Pressley Harvin III	41-yd pass	7	75	3:54
	2	X		Ahmarean Brown from James Graham	35-yd pass	6	80	3:22
	OT	X		Jordan Mason	1-yd rush	11	25	0:00

**OPPONENT SCORING DRIVES**

	QTR	TD	FG	PLAYERS	PLAY	PL	YDS	TIME
Clemson	1	X		Trevor Lawrence	6-yd rush	5	16	1:50
	1	X		Travis Etienne	90-yd rush	1	80	0:28
	2	X		Travis Etienne	14-yd rush	1	14	0:04
	2	X		Tee Higgins from Trevor Lawrence	62-yd pass	5	94	2:01
South Florida	3	X		Travis Etienne	48-yd rush	2	60	0:29
	3	X		Lyn-J Dixon	18-yd rush	8	77	3:25
	4	X		Frank Ladson, Jr. from Chase Brice	21-yd pass	7	67	3:13
	4	X		B.T. Potter	51-yd FG	9	41	4:15
The Citadel	1	X		Coby Weiss	27-yd FG	9	56	3:28
	4	X		Johnny Ford from Jordan McCloud	20-yd pass	3	25	1:23
North Carolina	1	X		Raleigh Webb from Brandon Rainey	30-yd pass	9	80	4:53
	2	X		Dante Smith	12-yd rush	13	67	5:15
	3	X		Brandon Rainey	22-yd rush	9	75	4:45
	4	X		Jacob Godek	47-yd FG	11	45	5:38
	OT	X		Jacob Godek	37-yd FG	4	5	0:00
Temple	2	X		Re'Mahn Davis	18-yd rush	9	58	3:29
	2	X		Re'Mahn	1-yd rush	13	73	5:19
	3	X		Benny Walls fumble recovery	74-yd return			
Duke	3	X		Will Mobley	34-yd FG	11	47	6:05
	1	X		Noah Ruggles	32-yd FG	15	65	4:02
	2	X		Dazz Newsome from Sam Howell	20-yd pass	11	68	3:55
	2	X		Beau Corrales from Sam Howell	6-yd pass	5	61	1:17
North Carolina	4	X		Dyami Brown from Sam Howell	18-yd pass	14	77	5:10
	4	X		Garrett Walston from Sam Howell	16-yd pass	6	87	2:26
	4	X		Javonte Williams	3-yd rush	10	72	5:57
	4	X		Javonte Williams	3-yd rush	10	72	5:57
Duke	1	X		AJ Reed	33-yd FG	11	60	2:51
	1	X		Eli Pancel	3-yd rush	13	55	4:38
	2	X		Deon Jackson	1-yd rush	8	59	3:37
	2	X		Quentin Harris	1-yd rush	8	82	2:29
	2	X		Deon Jackson	7-yd rush	4	31	1:31
	2	X		Javon Jackson	Blocked kick return			
Miami	3	X		AJ Reed	36-yd FG	8	43	4:08
	1	X		N'Kosi Perry	1-yd rush	11	64	6:18
	1	X		K.J. Osborn from N'Kosi Perry	13-yd pass	1	13	0:05
2	X		Cam'ron Harris from N'Kosi Perry	19-yd pass	4	32	1:29	

**TOUCHDOWN DRIVES SUMMARY**

	GT	OPP
Touchdown plays of 20-plus yards	7	7
Touchdown plays of 50-plus yards	0	3
Touchdown drives of 80-plus yards	2	4
Touchdown drives of 90-plus yards	1	1
Touchdown drives of 20 yards or less	0	2
Touchdown drives of 5:00 or more	0	7
Touchdown drives of 7:00 or more		
Touchdown drives of 3:00 or less	9	10
Touchdown drives of 2:00 or less	6	9
Touchdown drives of 1:00 or less	1	4
Touchdown drives of 5 plays or less	6	8
Touchdown drives of 10 plays or more	2	11
Touchdown drives of 1 play	1	3

*does not include special teams or defensive touchdowns*



**BIG PLAYS**

**GEORGIA TECH BIG PLAYS (20+ YARDS)**

NO.	OPPONENT	PLAYER(S)	PLAY	* Touchdown	
				DOWN-DIST.	YDS.
1.	Clemson	Jerry Howard, Jr. from Tobias Oliver	Pass	1-10	54
2.		Tre Swilling	INT		41
3.		Tobias Oliver	Rush	1-15	39
4.		Josh Blacato from James Graham	Pass	1-10	34
5.		Ahmarean Brown from James Graham	Pass	3-11	28*
6.	South Florida	Jordan Mason	Rush	2-1	32
7.		Ahmarean Brown	Punt Return		23
8.		Ahmarean Brown from James Graham	Pass	3-10	20
9.	The Citadel	Tobias Oliver	KO Return		52
10.		Tobias Oliver	KO Return		44
11.		Nathan Cottrell	KO Return		34
12.		Jalen Camp from Lucas Johnson	Pass	1-10	33*
13.		Jalen Camp from Tobias Oliver	Pass	1-10	29
14.		Malachi Carter from Lucas Johnson	Pass	1-10	28
15.		Dontae Smith	KO Return		27
16.		Jordan Mason	Rush	1-10	25*
17.		Tobias Oliver	Rush	2-4	22
18.		Tobias Oliver	Rush	1-10	20
19.	Temple	Ahmarean Brown from Tobias Oliver	Pass	1-10	42
20.		Jalen Camp from James Graham	Pass	1-10	27
21.		Tobias Oliver	KO Return		21
22.	North Carolina	Jordan Mason	Rush	2-2	43
23.		Adonias Sanders from James Graham	Pass	2-10	39
24.		Ahmarean Brown from James Graham	Pass	1-10	32*
25.		Dontae Smith	KO Return		31
26.		Malachi Carter from James Graham	Pass	3-11	28*
27.		Dontae Smith	KO Return		24
28.		Dontae Smith	KO Return		22
29.		Jerry Howard, Jr.	Rush	1-10	20
30.	Duke	Ahmarean Brown from James Graham	Pass	3-13	40
31.		Adonias Sanders from James Graham	Pass	1-10	35
32.		Tobias Oliver	KO Return		26
33.		Jordan Mason	Rush	2-6	25
34.		Dontae Smith	Rush	2-10	25
35.	Miami (Fla.)	Nathan Cottrell from Pressley Harvin III	Pass	4-7	41*
36.		Ahmarean Brown from James Graham	Pass	1-10	35*
37.		Jordan Mason	Rush	2-8	22
38.		Adonias Sanders from James Graham	Pass	3-10	20

**OPPONENT BIG PLAYS (20+ YARDS)**

NO.	OPPONENT	PLAYER(S)	PLAY	* Touchdown	
				DOWN-DIST.	YDS.
1.	Clemson	Travis Etienne	Rush	1-20	90*
2.		Tee Higgins from Trevor Lawrence	Pass	1-10	62*
3.		Travis Etienne	Rush	1-10	48*
4.		Joseph Ngata	KR		32
5.		Lyn-J Dixon from Trevor Lawrence	Pass	1-20	22
6.		Tee Higgins from Trevor Lawrence	Pass	1-15	22
7.		Frank Ladson, Jr. from Chase Brice	Pass	2-6	21*
8.		Jaelyn Lay from Trevor Lawrence	Pass	3-3	20
9.	South Florida	Mitchell Wilcox from Jordan McCloud	Pass	1-10	54
10.		Blake Barnett	Rush	3-14	48
11.		Randall St. Felix from Blake Barnett	Pass	4-4	22
12.		Bentlee Sanders	KO Return		22
13.		Terrence Horne	KO Return		21
14.		Johnny Ford from Jordan McCloud	Pass	3-5	20*
15.	The Citadel	Raleigh Webb from Brandon Rainey	Pass	2-6	30*
16.		Nkem Njoku	Rush	1-10	25
17.		Brandon Rainey	Rush	1-10	22*
18.	Temple	Benny Walls	Fum. Return		74*
19.		Benny Walls	INT Return		65
20.		Jadan Blue from Anthony Russo	Pass	3-5	38
21.		Isaiah Wright from Anthony Russo	Pass	3-2	26
22.	North Carolina	Michael Carter from Sam Howell	Pass	1-10	41
23.		Javonte Williams	Rush	2-10	32
24.		Javonte Williams	Rush	1-10	29
25.		Michael Carter	KO Return		27
26.		Michael Carter	KO Return		25
27.		Rontavius Groves from Sam Howell	Pass	2-5	21
28.		Dyami Brown from Sam Howell	Pass	2-8	21
29.		Beau Corrales from Sam Howell	Pass	3-16	20
30.		Dazz Newsome from Sam Howell	Pass	2-10	20*
31.	Duke	Calhoun, J. from Quentin Harris	Pass	2-9	42
32.		Harding, D. from Quentin Harris	Pass	1-10	41
33.		Mataeo Durant	Rush	2-10	38
34.		Josh Blackwell	Punt Return		32
35.		Philyah-Johnson from Quentin Harris	Pass	1-10	26
36.		Deon Jackson	KO Return		22
37.		Josh Blackwell	Punt Return		21
38.		Michael Carter	KO Return		20
39.	Miami (Fla.)	K.J. Osborn	Punt Return		52
40.		Wiggins, D. from N'Kosi Perry	Pass	1-10	50
41.		Cam'ron Harris	Rush	1-10	42
42.		Cam'ron Harris	Rush	1-10	26

**BIG PLAYS FROM SCRIMMAGE SUMMARY**

RUSH/CATCH	20-29	30-39	40-49	50-59	60-69	70-79	80-89	90-99	TOT
Tobias Oliver	2 (2/0)	1 (1/0)							3
Jalen Camp	2 (0/2)	1 (0/1)							3
Jordan Mason	3 (3/0)	1 (1/0)	1 (1/0)						5
Ahmarean Brown	1 (0/1)	2 (0/2)	2 (0/2)						5
Malachi Carter	2 (0/2)								2
Jerry Howard, Jr.	1 (1/0)			1 (0/1)					2
Josh Blacato		1 (0/1)							1
Adonias Sanders	1 (0/1)	2 (0/2)							3
Dontae Smith	1 (1/0)								1
Nathan Cottrell			1 (0/1)						1
<b>Totals</b>	<b>13 (7/6)</b>	<b>8 (2/6)</b>	<b>4 (1/3)</b>	<b>1 (0/1)</b>					<b>26</b>
<b>Opponents</b>	<b>16 (4/12)</b>	<b>4 (2/2)</b>	<b>7 (3/4)</b>	<b>2 (0/2)</b>	<b>1 (0/1)</b>			<b>1 (1/0)</b>	<b>31</b>
<b>PASSING</b>	<b>20-29</b>	<b>30-39</b>	<b>40-49</b>	<b>50-59</b>	<b>60-69</b>	<b>70-79</b>	<b>80-89</b>	<b>90-99</b>	<b>TOT</b>
James Graham	5	5	1						11
Tobias Oliver	1		1	1					3
Lucas Johnson	1	1							2
Pressley Harvin III			1						1
<b>Totals</b>	<b>7</b>	<b>6</b>	<b>3</b>	<b>1</b>					<b>17</b>
<b>Opponents</b>	<b>11</b>	<b>2</b>	<b>3</b>	<b>2</b>	<b>1</b>				<b>19</b>

**THE LAST TIME IT HAPPENED ...**

TEAM	GEORGIA TECH	OPPONENT
<b>Scored 50 Points</b>	Oct. 5, 2018 at Louisville (66)	Aug. 29, 2019 by No. 1 Clemson (52)
<b>Scored 50 Points, ACC Game</b>	Oct. 5, 2018 at Louisville (66)	Aug. 29, 2019 by No. 1 Clemson (52)
<b>Scored 35 Points, Half</b>	Oct. 5, 2018 at Louisville (35/2nd)	Oct. 12, 2019 by Duke (38/1st)
<b>Scored 28 Points, Quarter</b>	Sept. 3, 2015 vs. Alcorn State (34/1st)	Dec. 31, 2008 by LSU (28/2nd) (Chick-fil-A Bowl)
<b>Scored 0 Points</b>	Oct. 18, 1997 at Florida State	Sept. 1, 2018 by Alcorn State
<b>Scored 0 Points, Half</b>	Oct. 5, 2019 vs. North Carolina (1st)	Sept. 1, 2018 by Alcorn State (2nd)
<b>Overcame 10-Point Deficit, Win</b>	Oct. 21, 2017 vs. Wake Forest (10-21)	Sept. 8, 2018 by USF (28-38)
<b>Overcame 10-Point Halftime Deficit, Win</b>	Nov. 29, 2008 at Georgia (12-28)	Nov. 30, 2013 by Georgia (20T) (7-20)
<b>40-Point Margin of Victory</b>	Sept. 29, 2018 vs. Bowling Green (63-17)	Sept. 24, 2005 by Virginia (7-51)
<b>30-39-Point Margin of Victory</b>	Oct. 5, 2018 at Louisville (66-31)	Aug. 29, 2019 by No. 1 Clemson (52-14)
<b>Scored 30 Points or more, Loss</b>	Sept. 8, 2018 at USF (38)	Oct. 5, 2018 by Louisville (31)
<b>Scored fewer than 10 Points, Win</b>	Nov. 11, 2006 at North Carolina (7-0)	Dec. 2, 2006 by Wake Forest (9-6)
<b>7 Touchdowns</b>	Oct. 25, 2018 at Virginia Tech (7)	Aug. 29, 2019 by No. 1 Clemson (7)
<b>0 Touchdowns</b>	Sept. 28, 2019 at Temple	Sept. 1, 2018 by Alcorn State
<b>5+ Rushing Touchdowns</b>	Oct. 25, 2018 at Virginia Tech (7)	Aug. 29, 2019 by No. 1 Clemson (5)
<b>4+ Passing Touchdowns</b>	Sept. 13, 2014 vs. Georgia Southern (4)	Nov. 24, 2018 by No. 5 Georgia (4)
<b>Interception Return for TD</b>	Oct. 5, 2018 at Louisville Juanyeh Thomas (95 yards) (Jordan Travis pass)	Nov. 11, 2017 by No. 17 Virginia Tech Greg Stroman (24 yards) (TaQuon Marshall pass)
<b>Fumble Return for TD</b>	Oct. 19, 2019 at Miami; JaQuon Griffin (0 yards)	Sept. 28, 2019 at Temple; Benny Walls (74 yards)
<b>Punt Return for TD</b>	Sept. 10, 2009 vs. Clemson; Jerrard Tarrant (85 yards)	Sept. 23, 2017 by Pittsburgh; Quadree Henderson (80 yards)
<b>Blocked Punt Return for TD</b>	Sept. 27, 1997 vs. Clemson Block by Ajenavi Ezimefe, Djay Jones recovered for TD	Oct. 12, 2019 by Duke Xander Gagnon blocked and Javon Jackson recovered for a touchdown
<b>Kickoff Return for TD</b>	Nov. 24, 2018 at No. 5 Georgia; Juanyeh Thomas (100-yard return)	Sept. 8, 2018 by USF; Terrence Horne (98 yards) Sept. 8, 2018 by USF; Terrence Horne (97 yards)
<b>2 Non-Offensive TDs</b>	Nov. 8, 2014 at NC State (INT return, fumble return)	Sept. 8, 2018 by USF (2 kickoff returns)
<b>4 Field Goals Made</b>	Dec. 31, 2016 vs. Kentucky (4)	Oct. 14, 2017 by No. 11/10 Miami (4)
<b>3 Field Goals Missed</b>	Oct. 20, 2012 vs. Boston College (3)	Oct. 19, 2019 by Miami (3)
<b>5 Field Goals Attempted</b>	Dec. 31, 2011 vs. Utah (5)	Nov. 17, 2007 by North Carolina (5)
<b>50-yard Field Goal Made</b>	Dec. 31, 2016 vs. Kentucky (Harrison Butker, 52)	Sept. 23, 2017 by Pittsburgh; Alex Kessman (55 yards)
<b>Missed PAT</b>	Sept. 14, 2019 vs. The Citadel	Nov. 18, 2017 by Duke
<b>Missed more than 1 PAT</b>	Nov. 3, 2012 at Maryland (2)	Nov. 5, 1977 by Notre Dame (2)
<b>Made 2-Point Conversion</b>	Oct. 5, 2019 vs. North Carolina (J. Graham pass to T. Davis)	Nov. 3, 2018 by North Carolina (N. Elliott pass to A. Ratliff)
<b>Failed 2-Point Conversion</b>	Oct. 12, 2019 at Duke (Jordan Yates pass failed)	Nov. 11, 2017 by No. 17 Virginia Tech (Josh Jackson pass failed)
<b>Two+ 2-Point Conversions Att.</b>	Nov. 17, 2018 vs. Virginia (OT) (2, 2 converted)	Nov. 11, 2017 by No. 17 Virginia Tech (2, 2 failed)
<b>Defensive Extra Point Scored</b>	Oct. 28, 1989 at Duke Ken Swilling 99-yard INT return (Steve Prince pass)	None recorded
<b>Recorded Safety</b>	Sept. 28, 2019 at Temple Temple RB was tackled in their own end zone	Nov. 4, 2017 by Virginia GT recovered a fumble in their own end zone
<b>Blocked Field Goal</b>	Oct. 19, 2019 at Miami Antwan Owens blocked T. Davidson's attempt	Sept. 4, 2017 by No. 25/24 Tennessee (20T) Paul Bain blocked Shawn Davis' attempt
<b>Blocked PAT</b>	Nov. 8, 2014 at NC State (Adam Gotsis)	Nov. 18, 2017 by Duke (Mike Ramsay)
<b>Blocked Punt</b>	Oct. 12, 2019 at Duke Jerry Howard, Jr. blocked punt of Austin Parker	Oct. 12, 2019 by Duke Xander Gagnon blocked punt of Pressley Harvin III
<b>Blocked 2 Kicks/Punts</b>	Dec. 30, 2013 vs. Ole Miss (field goal/PAT)	Nov. 4, 1989 by Western Carolina (2 FGAs)
<b>30+ First Downs</b>	Oct. 25, 2018 at Virginia Tech (35)	Oct. 5, 2019 by North Carolina (34)
<b>10 (or fewer) First Downs</b>	Oct. 28, 2017 at No. 7 Clemson (10)	Sept. 1, 2018 by Alcorn State (9)
<b>500-599 Yards Total Offense</b>	Oct. 5, 2018 at Louisville (554)	Oct. 5, 2019 by North Carolina (587)
<b>600+ Yards Total Offense</b>	Sept. 8, 2018 at USF (602)	Aug. 29, 2019 by No. 1 Clemson (632)
<b>&lt; 200 Yards Total Offense</b>	Sept. 22, 2016 vs. No. 5/3 Clemson (124)	Sept. 1, 2018 by Alcorn State (146)
<b>&lt; 100 Yards Total Offense</b>	Nov. 18, 1961 at Alabama (96)	Oct. 9, 2004 by Maryland (82)
<b>300+ Yards Total Offense, Half</b>	Sept. 8, 2018 at USF (337/2nd)	Aug. 29, 2019 by No. 1 Clemson (339/1st)
<b>&lt; 50 Yards Total Offense, Half</b>	Sept. 22, 2016 vs. No. 5/3 Clemson (22/1st)	Sept. 9, 2017 by Jacksonville State (45/2nd)
<b>90 Offensive Plays</b>	Sept. 4, 2017 vs. No. 25/24 Tennessee (20T) (96)	Oct. 5, 2019 by North Carolina (97)
<b>50 (or fewer) Offensive Plays</b>	Nov. 19, 2016 vs. Virginia (41)	Oct. 25, 2018 by Virginia Tech (47)
<b>300-399 Yards Rushing</b>	Sept. 29, 2018 vs. Bowling Green (376)	Sept. 14, 2019 by The Citadel (320)
<b>400+ Yards Rushing</b>	Nov. 3, 2018 at North Carolina (461)	Aug. 29, 2019 by No. 1 Clemson (411)
<b>50 Yards (or less) Rushing</b>	Nov. 27, 2004 at Georgia (24)	Sept. 23, 2017 by Pittsburgh (37)
<b>0 Yards (or less) Rushing</b>	1968 (two times – vs. Notre Dame and Navy)	Nov. 2, 2013 by Pittsburgh (-5)
<b>60+ Rushing Attempts</b>	Oct. 25, 2018 at Virginia Tech (78)	Sept. 14, 2019 by The Citadel (71)
<b>30 (or fewer) Rushing Attempts</b>	Nov. 1, 2007 vs. Virginia Tech (26)	Nov. 10, 2018 by Miami (Fla.)
<b>25+ Pass Completions</b>	Sept. 10, 2005 vs. North Carolina (25)	Oct. 5, 2019 by North Carolina (33)
<b>5 (or fewer) Pass Completions</b>	Nov. 24, 2018 at No. 5 Georgia (5)	Sept. 14, 2019 by The Citadel (1)

## THE LAST TIME IT HAPPENED ...

## TEAM

	GEORGIA TECH	OPPONENT
<b>40+ Pass Attempts</b>	Sept. 22, 2007 at Virginia (40)	Oct. 5, 2019 by North Carolina (51)
<b>10 (or fewer) Pass Attempts</b>	Nov. 17, 2018 vs. Virginia (OT) (8)	Sept. 14, 2019 by The Citadel (4)
<b>Threw 3 Interceptions</b>	Nov. 1, 2007 vs. Virginia Tech (5)	Nov. 3, 2018 by North Carolina (3)
<b>300-399 Yards Passing</b>	Sept. 1, 2011 vs. Western Carolina (365)	Oct. 5, 2019 by North Carolina (376)
<b>400+ Yards Passing</b>	Nov. 10, 2001 at Virginia (486)	Dec. 31, 2014 by Mississippi State (453)
<b>100 (or less) Yards Passing</b>	Sept. 7, 2019 vs. USF (76)	Sept. 1, 2018 by Alcorn State (69)
<b>Completed 70 Percent of Passes</b>	Nov. 10, 2018 vs. Miami (Fla.) (.750, 3-of-4)	Nov. 24, 2018 by No. 5 Georgia (.789, 15-of-19)
<b>5+ Fumbles</b>	Oct. 13, 2018 vs. Duke (6)	Oct. 25, 2014 by Pittsburgh (7)
<b>4+ Fumbles Lost</b>	Sept. 23, 2017 vs. Pittsburgh (4)	Oct. 25, 2014 by Pittsburgh (6)
<b>5 Turnovers</b>	Oct. 26, 2013 at Virginia (5)	Oct. 25, 2014 by Pittsburgh (6)
<b>0 Turnovers</b>	Oct. 12, 2019 at Duke	Oct. 12, 2019 by Duke
<b>10 Penalties</b>	Oct. 12, 2013 at BYU (10)	Sept. 28, 2019 by Temple (10)
<b>2 (or fewer) Penalties</b>	Sept. 7, 2019 vs. USF (2)	Nov. 24, 2018 by No. 5 Georgia (2)
<b>100+ Penalty Yards</b>	Oct. 20, 2007 vs. Army (110)	Oct. 28, 2004 by Virginia Tech (108)
<b>10 (or fewer) Penalty Yards</b>	Oct. 14, 2017 vs. No. 11/10 Miami (6)	Nov. 24, 2018 by No. 5 Georgia (10)
<b>10 Punts</b>	Sept. 29, 2007 vs. Clemson (10)	Oct. 11, 2008 by Gardner-Webb (10)
<b>0 Punts</b>	Oct. 5, 2018 at Louisville	Dec. 5, 2009 by Clemson
<b>10 Third-Down Conversions</b>	Nov. 17, 2018 vs. Virginia (OT) (10)	Oct. 5, 2019 by North Carolina (11)
<b>2+ Fourth-Down Conversions</b>	Oct. 19, 2019 at Miami (2-of-2)	Oct. 5, 2018 by Louisville (2-of-3)
<b>4 Fourth-Down Attempts</b>	Nov. 24, 2018 at No. 5 Georgia (3-of-6)	Nov. 11, 2017 by No. 17 Virginia Tech (2-of-4)
<b>37:00 or higher TOP</b>	Oct. 25, 2018 at Virginia Tech (42:18)	Nov. 19, 2016 by Virginia (38:37)
<b>15 Tackles for Loss</b>	Sept. 1, 2007 at Notre Dame (19)	None Recorded
<b>10 Sacks</b>	Oct. 9, 1993 vs. Maryland (11)	None Recorded
<b>5 Players to Score TD</b>	Oct. 5, 2018 at Louisville (6)	Aug. 29, 2019 by No. 1 Clemson (5)
<b>4 Players to Rush for TD</b>	Oct. 5, 2018 at Louisville (5)	Nov. 10, 2012 by North Carolina (4)
<b>3 Players to Catch TD Pass</b>	Sept. 12, 2015 vs. Tulane (3)	Nov. 24, 2018 by No. 5 Georgia (3)
<b>2 Players to Throw TD Pass</b>	Sept. 17, 2016 vs. Vanderbilt (2 - Justin Thomas & Matthew Jordan)	Aug. 29, 2019 by No. 1 Clemson (2 - Trevor Lawrence & Chase Brice)
<b>15-Play+ Touchdown Drive</b>	Oct. 13, 2018 vs. Duke (15)	Nov. 10, 2018 by Miami (Fla.) (15)
<b>8-Minute+ Touchdown Drive</b>	Sept. 30, 2017 vs. North Carolina (8:54)	Sept. 9, 2017 by Jacksonville State (8:11)
<b>90-Yard+ Touchdown Drive</b>	Aug. 29, 2019 at No. 1 Clemson (90)	Nov. 10, 2018 by Miami (Fla.) (95)
<b>1-Play Touchdown Drive</b>	Nov. 3, 2018 at North Carolina (Q. Searcy 86-yd pass from T. Oliver)	Aug. 29, 2019 by No. 1 Clemson (twice) (T. Etienne 90-yd run & 14-yd run)
<b>Won an Overtime Game</b>	Oct. 19, 2019 at Miami (OT) (28-21)	Sept. 14, 2019 by The Citadel (OT) (27-24)
<b>Game Won on Final Play</b>	Oct. 24, 2015 vs. Florida State (Lance Austin 78-yard missed FG return)	Sept. 14, 2019 by The Citadel (37-yard FG in overtime)

## BOTH TEAMS COMBINED

<b>90 Points</b>	Oct. 5, 2018 at Louisville (97) (66-31)	<b>100+ Rushing Attempts</b>	Sept. 14, 2019 vs. The Citadel (104)
<b>20 (or fewer) Points</b>	Nov. 28, 2015 vs. Georgia (20) (13-7)	<b>60 (or fewer) Rushing Attempts</b>	Sept. 9, 2006 vs. Samford (51)
<b>10 (or fewer) Points</b>	Nov. 11, 2006 at North Carolina (7) (7-0)	<b>700+ Yards Passing</b>	Nov. 10, 2001 at Virginia (813)
<b>50 Points in a Half</b>	Oct. 12, 2019 at Duke (52/1st)	<b>150 (or fewer) Yards Passing</b>	Nov. 3, 2012 at Maryland (146)
<b>0 Points in a Half</b>	Nov. 11, 2006 at North Carolina (2nd)	<b>50 Pass Completions</b>	Sept. 15, 2007 vs. Boston College (50)
<b>30 Points in a Quarter</b>	Oct. 12, 2019 at Duke (35/2nd)	<b>20 (or fewer) Completions</b>	Sept. 14, 2019 vs. The Citadel (8)
<b>10+ Touchdowns</b>	Oct. 25, 2018 at Virginia Tech (11)	<b>90 Pass Attempts</b>	Oct. 26, 2002 vs. Virginia (101)
<b>0 Touchdowns</b>	Dec. 2, 2006 vs. Wake Forest	<b>30 (or fewer) Pass Attempts</b>	Sept. 14, 2019 vs. The Citadel (17)
<b>5 Touchdowns in a Quarter</b>	Oct. 12, 2019 at Duke (5/2nd)	<b>5 Passes Intercepted</b>	Nov. 1, 2007 vs. Virginia Tech (5)
<b>8 Touchdowns in a Half</b>	Nov. 10, 2012 at North Carolina (8/1st, 8/2nd)	<b>10 Fumbles</b>	Oct. 13, 2018 vs. Duke (10)
<b>6 Field Goals</b>	Nov. 17, 2018 vs. Virginia (OT) (6)	<b>5 Fumbles Lost</b>	Sept. 23, 2017 vs. Pittsburgh (5)
<b>4 Field Goals Missed</b>	Oct. 20, 2012 vs. Boston College (4)	<b>10 Turnovers</b>	Nov. 17, 1990 at Wake Forest (10)
<b>8 Field Goals Attempted</b>	Nov. 17, 2007 vs. North Carolina (8)	<b>0 Turnovers</b>	Oct. 15, 2016 vs. Georgia Southern
<b>50 First Downs</b>	Oct. 25, 2018 at Virginia Tech (51)	<b>20 Penalties</b>	Sept. 10, 2004 vs. Western Carolina (21)
<b>25 (or fewer) First Downs</b>	Oct. 18, 2008 at Clemson (24) (12-12)	<b>5 (or fewer) Penalties</b>	Nov. 24, 2018 at No. 5 Georgia (4)
<b>1,000+ Yards Total Offense</b>	Oct. 5, 2018 at Louisville (1,037)	<b>200 Penalty Yards</b>	Sept. 9, 2000 vs. Florida State (254)
<b>500 Yards (or fewer) Total Offense</b>	Oct. 22, 2011 at Miami (473)	<b>25 (or fewer) Penalty Yards</b>	Oct. 22, 2011 at Miami (15)
<b>160+ Offensive Plays</b>	Oct. 26, 2002 vs. Virginia (165)	<b>15+ Punts</b>	Nov. 4, 2017 at Virginia (18)
<b>120 (or fewer) Offensive Plays</b>	Nov. 10, 2018 vs. Miami (110)	<b>0 Punts</b>	Dec. 5, 2009 vs. Clemson
<b>600+ Yards Rushing</b>	Oct. 5, 2018 at Louisville (655)	<b>10 Sacks</b>	Nov. 10, 2007 at Duke (10)
<b>150 (or fewer) Yards Rushing</b>	Nov. 19, 2005 at Miami (150)		

**THE LAST TIME IT HAPPENED ...**
**INDIVIDUAL**

	<b>GEORGIA TECH</b>	<b>OPPONENT</b>
<b>30+ Rushing Attempts</b>	Oct. 25, 2018 at Virginia Tech, Tobias Oliver (40)	Nov. 8, 2003 by Duke, Chris Douglas (30)
<b>150-199 Yards Rushing</b>	Oct. 5, 2018 at Louisville, TaQuon Marshall (175)	Oct. 14, 2017 by No. 11/10 Miami, Travis Homer (170)
<b>200+ Yards Rushing</b>	Oct. 25, 2018 at Virginia Tech, Tobias Oliver (215)	Aug. 29, 2019 by No. 1 Clemson, Travis Etienne (205)
<b>50+ Pass Attempts</b>	Oct. 6, 2005 vs. NC State, Reggie Ball (53)	Oct. 5, 2019 by North Carolina, Sam Howell (51)
<b>40+ Pass Attempts</b>	Sept. 22, 2007 at Virginia, Taylor Bennett (40)	Oct. 5, 2019 by North Carolina, Sam Howell (51)
<b>25+ Pass Completions</b>	Nov. 8, 2003 vs. Duke, Reggie Ball (27)	Oct. 5, 2019 by North Carolina, Sam Howell (33)
<b>Threw 3 Interceptions</b>	Nov. 1, 2007 vs. Virginia Tech, Taylor Bennett (4)	Nov. 3, 2018 by North Carolina, Nathan Elliott (3)
<b>300-399 Yards Passing</b>	Oct. 6, 2007 vs. Maryland, Taylor Bennett (309)	Oct. 5, 2019 by North Carolina, Sam Howell (376)
<b>400+ Yards Passing</b>	Nov. 10, 2001 at Virginia, George Godsey (486)	Sept. 22, 2012 by Miami, Stephen Morris (436)
<b>Rushed &amp; Passed for 100+ Yds.</b>	Nov. 3, 2018 at North Carolina, Tobias Oliver (120/104)	Oct. 3, 2015 by North Carolina, Marquise Williams (148/134)
<b>Rushed &amp; Received for 100+ Yds.</b>	Nov. 14, 2013 at Clemson, Robert Godhigh (126/203)	Oct. 30, 1997 by North Carolina, J. Linton (138/137)
<b>300-399 Yards Total Offense</b>	Nov. 4, 2017 at Virginia, TaQuon Marshall (322)	Oct. 14, 2017 by No. 11/10 Miami, Malik Rosier (317)
<b>400+ Yards Total Offense</b>	Oct. 29, 2016 vs. Duke, Justin Thomas (459)	Oct. 6, 2012 by Clemson, Tajh Boyd (460)
<b>10+ Receptions</b>	Oct. 7, 2006 vs. Maryland, Calvin Johnson (10)	Nov. 17, 2018 by Virginia, Olamide Zaccheaus (10)
<b>100-199 Yards Receiving</b>	Sept. 8, 2018 at USF, Clinton Lynch (111)	Sept. 29, 2018 by Bowling Green, Scott Miller (117)
<b>200+ Yards Receiving</b>	Oct. 4, 2008 vs. Duke, Demaryius Thomas (230)	Dec. 29, 2005 by Utah, Travis Latendresse (214)
<b>4+ Touchdowns Scored</b>	Sept. 4, 2017 vs. No. 25/24 Tennessee (20T), TaQuon Marshall (5)	Nov. 24, 2018 by No. 5 Georgia, Jake Fromm (4)
<b>3+ Touchdowns Rushing</b>	Oct. 25, 2018 at Virginia Tech, Tobias Oliver/Jordan Mason (3)	Aug. 29, 2019 by No. 1 Clemson, Travis Etienne (3)
<b>3+ Touchdowns Receiving</b>	Sept. 11, 2004 vs. Clemson, Calvin Johnson (3)	Nov. 29, 2008 by Georgia, Mohamed Massaquoi (3)
<b>4+ Touchdowns Passing</b>	Sept. 13, 2014 vs. Georgia Southern, Justin Thomas (4)	Oct. 5, 2019 by North Carolina, Sam Howell (4)
<b>Rushing &amp; Receiving TDs</b>	Oct. 14, 2017 vs. No. 11/10 Miami, J.J. Green (1/1)	Oct. 14, 2017 by No. 11/10 Miami, Travis Homer (1/1)
<b>Rushing &amp; Passing TDs</b>	Oct. 12, 2019 at Duke, James Graham (1/1)	Oct. 25, 2018 by Virginia Tech, Ryan Willis (1/2)
<b>Passing &amp; Receiving TDs</b>	Nov. 17, 2007 vs. North Carolina, Taylor Bennett (1/1)	Nov. 18, 2017 by Duke, Shaun Wilson (1/2)
<b>3 Field Goals</b>	Nov. 12 2016 at No. 18/22 Virginia Tech, Harrison Butker (3-of-3)	Nov. 18, 2017 by Duke, Austin Parker (3-of-3)
<b>4+ Field Goals</b>	Nov. 17, 2018 vs. Virginia, Wesley Wells (4-of-4)	Oct. 14, 2017 by No. 11/10 Miami, Michael Badgley (4-of-4)
<b>5 Field Goal Attempts</b>	Sept. 1, 2007 vs. Notre Dame, Travis Bell (5)	Nov. 17, 2007 by North Carolina, Connor Barth (5)
<b>Made a 50-yard Field Goal</b>	Dec. 31, 2016 vs. Kentucky, Harrison Butker (52)	Sept. 23, 2017 by Pittsburgh, Alex Kessman (55)
<b>Attempted a 60-yard Field Goal</b>	Nov. 24, 2007 vs. North Carolina, Travis Bell (62/miss)	Nov. 17, 2007 by North Carolina, Connor Barth (63/miss)
<b>10+ Punts</b>	Sept. 15, 2007 vs. Boston College, Durant Brooks (10)	None recorded
<b>60-69 yard Punt</b>	Sept. 8, 2018 at USF, Presley Harvin III (62)	Nov. 4, 2017 by Virginia, Lester Coleman (63)
<b>70-yard+ Punt</b>	Nov. 17, 2007 vs. North Carolina, Durant Brooks (77)	Sept. 4, 2017 by No. 25/24 Tennessee (20T), Trevor Daniel (70)
<b>100+ Punt Return Yards</b>	Aug. 31, 2002 vs. Vanderbilt, Kelley Rhino (110)	None recorded
<b>70-89 yard Punt Return</b>	Sept. 10, 2009 vs. Clemson, Jerrard Tarrant (85 TD)	Sept. 23, 2017 by Pittsburgh, Quadree Henderson (80 TD)
<b>Punt Return for a Touchdown</b>	Sept. 10, 2009 vs. Clemson, Jerrard Tarrant	Sept. 23, 2017 by Pittsburgh, Quadree Henderson
<b>90-yard+ Kickoff Return</b>	Nov. 24, 2018 at No. 5 Georgia, Juanyeh Thomas (100 TD)	Sept. 8, 2018 by USF, Terrence Horne (98 TD, 97 TD)
<b>Kickoff Return for a Touchdown</b>	Nov. 24, 2018 at No. 5 Georgia, Juanyeh Thomas (100 TD)	Sept. 8, 2018 by USF, Terrence Horne (98 TD, 97 TD)
<b>70-yard+ Interception Return</b>	Aug. 31, 2013 vs. Elon, Tyler Marcordes (95)	Nov. 9, 2002 by Florida State, S. Samuels (82 TD)
<b>15+ Tackles</b>	Oct. 5, 2019 vs. North Carolina, David Curry (16)	Oct. 13, 2018 by Duke, Joe Giles-Harris (15)
<b>3.0+ Sacks</b>	Nov. 30, 2013 vs. Georgia (20T), Jeremiah Attaochu (4.0)	Oct. 12, 2019 by Duke, Victor Dimukeje (3.0)
<b>2+ Interceptions</b>	Sept. 30, 2017 vs. North Carolina, A.J. Gray (2)	Oct. 26, 2013 by Virginia, Anthony Harris (2)
<b>2+ Fumble Recoveries</b>	Oct. 5, 2018 at Louisville, Charlie Thomas (2)	None recorded
<b>2+ Forced Fumbles</b>	Oct. 5, 2018 at Louisville, Anree Saint-Amour (2)	Nov. 3, 2018 by North Carolina, Cole Holcomb (3)

**TWO PLAYERS**

	<b>GEORGIA TECH</b>	<b>OPPONENT</b>
<b>2 100-yard Rushers</b>	Oct. 5, 2018 at Louisville TaQuon Marsahll (175) and Tobias Oliver (103)	Nov. 28, 2009 by Georgia Washaun Ealey (183) and Caleb King (166)
<b>2 100-yard Receivers</b>	Sept. 10, 2005 vs. North Carolina Damarius Bilbo (131) and Calvin Johnson (114)	Nov. 14, 2013 by Clemson Martavis Bryant (176) and Sammy Watkins (104)
<b>100-yard Rusher/100-yard Receiver</b>	Sept. 8, 2018 TaQuon Marshall (113) and Clinton Lynch (111)	Sept. 4, 2017 by No. 25/24 Tennessee (20T) John Kelly (128) and Marquez Callaway (115)
<b>250 Combined Yards Rushing</b>	Oct. 25, 2018 at Virginia Tech Tobias Oliver and Jordan Mason (297)	Aug. 29, 2019 by No. 1 Clemson Travis Etienne and Lyn-J Dixon (272)
<b>250 Combined Yards Receiving</b>	Jan. 1, 2007 vs. West Virginia Calvin Johnson and James Johnson (254)	Nov. 14, 2013 by Clemson Martavis Bryant and Sammy Watkins (280)
<b>20 Combined Receptions</b>	Nov. 10, 2001 at Virginia Will Glover and Kerry Watkins (21)	Oct. 26, 2013 by Virginia Darius Jennings and Tim Smith (23)





	<b>GEORGIA TECH</b>	<b>14</b>
	<b>0-1, 0-1</b>	
	<b>No. 1/1 CLEMSON</b>	<b>52</b>
	<b>1-0, 1-0</b>	

**Game 1 • Aug. 29, 2019 • Clemson, S.C. • Memorial Stadium (79,118)**

**SCORING SUMMARY**

	1	2	3	4	F
Georgia Tech	0	0	7	7	14
Clemson	14	14	14	10	52

1st 11:52	CU	Trevor Lawrence 6 yd run (B.T. Potter kick)	GT 0, CU 7
5:39	CU	Travis Etienne 90 yd run (B.T. Potter kick)	GT 0, CU 14
2nd 12:45	CU	Travis Etienne 14 yd run (B.T. Potter kick)	GT 0, CU 21
4:34	CU	Tee Higgins 62 yd pass from Trevor Lawrence (B.T. Potter kick)	GT 0, CU 28
3rd 12:42	CU	Travis Etienne 48 yd run (B.T. Potter kick)	GT 0, CU 35
11:40	GT	Jordan Mason 7 yd run (Wesley Wells kick)	GT 7, CU 35
8:08	CU	Lyn-J Dixon 18 yd run (B.T. Potter kick)	GT 7, CU 42
4th 14:54	CU	Frank Ladson, Jr. 21 yd pass from Chase Brice (B.T. Potter kick)	GT 7, CU 49
10:33	GT	Ahmarean Brown 28 yd pass from James Graham (Wesley Wells kick)	GT 14, CU 49
6:11	CU	B.T. Potter 51 yd field goal	GT 14, CU 52

**TEAM STATISTICS**

	GT	CU
First Downs.....	13	29
Rushes-Yards.....	45-157	49-411
Passing Yards.....	137	221
Pass Comp-Att-Int.....	7-18-2	18-30-2
Total Offense.....	294	632
Fumbles-Lost.....	3-2	1-1
Penalties-Yards.....	2-10	6-43
Punts-Yards (Avg./Net).....	8-345 (43.1/39.6)	3-120 (40.0/40.0)
Kickoffs-Yards (Avg./Net).....	3-170 (56.7/37.3)	9-585 (65.0/43.9)
Punt Returns (No.-Yds.-TD).....	1-0-0	1-8-0
Kickoff Returns (No.-Yds.-TD).....	3-40-0	3-58-0
Interceptions (No.-Yds.-TD).....	2-39-0	2-19-0
Fumble Returns (No.-Yds.-TD).....	0-0-0	0-0-0
Time of Possession.....	27:12	32:48
Third-Down Conversions.....	5-of-16	6-of-12
Fourth-Down Conversions.....	0-of-2	1-of-2
Red-Zone Scores-Chances.....	1-2	3-4
Sacks By (No.-Yds.).....	0-0	4-22
Field Goals.....	0-0	1-1
Points Off Turnovers.....	0	21

**INDIVIDUAL STATISTICS**

**RUSHING:** GT — J. Mason 13-72; T. Oliver 20-56; J. Howard 4-15; J. Graham 4-15; L. Johnson 1-1; J. Griffin 1-1; N. Cottrell 1-(-3).  
 CU — Etienne 12-205; Dixon 8-64; Mellusi 6-36; Dukes 7-29; Lawrence 3-24; Phommachanh 5-21; Rencher 6-21; Brice 2-11.  
**PASSING:** GT — T. Oliver 3-9-2, 65; J. Graham 4-7-0, 72; L. Johnson 0-2-0, 0.  
 CU — Lawrence 13-23-2, 168; Brice 5-7-0, 53.  
**RECEIVING:** GT — J. Howard 2-57; J. Blacato 1-34; A. Brown 1-28; M. Carter 1-11; T. Davis 1-7; J. Mason 1-0.  
 CU — Higgins 4-98; Ross 3-13; Dixon 1-22; Ladson 1-21; Lay 1-20; Powell 1-13; Ngata 1-12; Chalk 1-8; Swinney 1-4; Etienne 1-3; Overton 1-3; Spector 1-3; Chase 1-1.  
**INTERCEPTIONS:** GT — Swilling; K. Oliver.  
 CU — Muse; Johnson.  
**FUMBLE RECOVERIES:** GT — Dingle.  
 CU — Spector; Kelly.  
**FORCED FUMBLES:** GT — J. Thomas.  
 CU — Smith.  
**TACKLES FOR LOSS:** GT — Henderson 2.0-3; Oliver 1.0-1; Johnson 1.0-1; C. Thomas 0.5-1; Jordan-Swilling 0.5-1; Glanton 0.5-0.  
 CU — Thomas 1.5-13; Pinckney 1.0-10; Smith 1.0-4; Spector 1.0-3; Henry 1.0-5; Venables 1.0-2; Zanders 0.5-1; Skalski 0.5-4; Davis 0.5-1.  
**SACKS:** GT — None.  
 CU — Pinckney 1.0-10; Henry 1.0-5; Skalski 0.5-4; Thomas 0.5-2; Davis 0.5-1; Venables 0.5-0.

	<b>USF</b>	<b>10</b>
	<b>0-2, 0-0</b>	
	<b>GEORGIA TECH</b>	<b>14</b>
	<b>1-1, 0-1</b>	

**Game 2 • Sept. 7, 2019 • Atlanta, Ga. • Bobby Dodd Stadium (46,599)**

**SCORING SUMMARY**

	1	2	3	4	F
USF	3	0	0	7	10
Georgia Tech	0	14	0	0	14



1st 3:40	USF	WEISS, Coby 27 yd field goal	USF 3 - GT 0
2nd 11:03	GT	Jordan Mason 1 yd run (Brenton King kick)	USF 3 - GT 7
0:53	GT	Tobias Oliver 7 yd run (Brenton King kick)	USF 3 - GT 14
4th 14:53	USF	FORD, Johnny 20 yd pass from McCLOUD, Jordan (WEISS, Coby kick)	USF 10 - GT 14

**TEAM STATISTICS**

	USF	GT
First Downs.....	11	21
Rushes-Yards.....	30-92	49-181
Passing Yards.....	169	76
Pass Comp-Att-Int.....	16-25-0	14-21-1
Total Offense.....	261	257
Fumbles-Lost.....	4-2	2-1
Penalties-Yards.....	9-95	2-20
Punts-Yards (Avg./Net).....	7-361 (51.6/45.4)	6-248 (41.3/40.0)
Kickoffs-Yards (Avg./Net).....	3-150 (50.0/38.7)	3-155 (51.7/37.3)
Punt Returns (No.-Yds.-TD).....	3-8-0	5-23-0
Kickoff Returns (No.-Yds.-TD).....	2-43-0	2-34-0
Interceptions (No.-Yds.-TD).....	1-6-0	0-0-0
Fumble Returns (No.-Yds.-TD).....	0-0-0	0-0-0
Time of Possession.....	27:25	32:35
Third-Down Conversions.....	4-of-15	5-of-14
Fourth-Down Conversions.....	2-of-2	0-of-0
Red-Zone Scores-Chances.....	2-3	2-2
Sacks By (No.-Yds.).....	2-17	4-22
Field Goals.....	1-1	0-1
Points Off Turnovers.....	7	0

**INDIVIDUAL STATISTICS**

**RUSHING:** GT — J. Mason 20-99; T. Oliver 9-48; L. Johnson 9-36; J. Graham 6-2; Ah. Brown 1-2; J. Howard, Jr. 1-1; Team 3-(-7).  
 USF — B. Barnett 8-42; J. Cronkrite 12-16; J. Evans 3-15; J. McCloud 4-12; J. Ford 3-7.  
**PASSING:** GT — L. Johnson 11-17-1 45; T. Oliver 2-3-0 11; J. Graham 1-1-0 20.  
 USF — B. Barnett 12-20-0 79; J. McCloud 4-5-0 90.  
**RECEIVING:** GT — J. Howard 2-57; J. Blacato 1-34; A. Brown 1-28; M. Carter 1-11; T. Davis 1-7; J. Mason 1-0.  
 USF — J. Ford 4-23; M. Wilcox 3-60; R. St. Felix 3-38; E. McDoom 3-8; B. Miller 1-19; T. Horne 1-14; J. Phillips 1-7.  
**INTERCEPTIONS:** GT — None  
 USF — Sails.  
**FUMBLE RECOVERIES:** GT — Chimedza; Curry.  
 USF — Slade.  
**FORCED FUMBLES:** GT — C. Thomas; K. Oliver.  
 USF — Roberts.  
**TACKLES FOR LOSS:** GT — C. Thomas 2.0-12; Carpenter 2.0-4; Jackson 2.0-2; Jordan-Swilling 1.0-9; Knight 1.0-3; Glanton 1.0-1.  
 USF — Kegler 2.5-3; Yates 2.0-7; Boyles 1.5-3; Jones 1.0-14; Studstill 1.0-2; Macon 1.0-2; Mims 1.0-1; Grier 0.5-1; Slade 0.5-0.  
**SACKS:** GT — C. Thomas 2.0-12; Jordan-Swilling 1.0-9; Glanton 1.0-1.  
 USF — Jones 1.0-14; Yates 1.0-3.

	<b>THE CITADEL</b>	<b>27</b>
	1-2, 0-0	
	<b>GEORGIA TECH</b>	<b>24</b>
	1-2, 0-1	

Game 3 • Sept. 14, 2019 • Atlanta, Ga. • Bobby Dodd Stadium (42,871)

**SCORING SUMMARY**

	1	2	3	4	OT	F
The Citadel	7	7	7	3	3	27
Georgia Tech	0	6	8	10	0	24



1st	5:55	CIT	Raleigh Webb 30 yd pass from Brandon Rainey (Jacob Godek kick)	CIT 7 - GT 0
2nd	12:49	GT	Jordan Mason 4 yd run (Wesley Wells kick failed)	CIT 7 - GT 6
	0:15	CIT	Dante Smith 12 yd run (Jacob Godek kick)	CIT 14 - GT 6
3rd	10:50	GT	Jalen Camp 33 yd pass from Lucas Johnson (Jalen Camp pass from Johnson, L.)	CIT 14 - GT 14
	6:05	CIT	Brandon Rainey 22 yd run (Jacob Godek kick)	CIT 21 - GT 14
4th	7:29	GT	Jordan Mason 25 yd run (Brenton King kick)	CIT 21 - GT 21
	1:51	CIT	Jacob Godek 47 yd field goal	CIT 24 - GT 21
	0:00	GT	Brenton King 34 yd field goal	CIT 24 - GT 24
OT	0:00	CIT	Jacob Godek 37 yd field goal	CIT 27 - GT 24

**TEAM STATISTICS**

	CIT	GT
First Downs.....	25	14
Rushes-Yards.....	71	33-183
Passing Yards.....	320	118
Pass Comp-Att-Int.....	1-4-1	7-13-0
Total Offense.....	350	301
Fumbles-Lost.....	3-0	0-0
Penalties-Yards.....	5-55	8-80
Punts-Yards (Avg./Net).....	3-114 (38.0/38.0)	4-161 (40.2/35.0)
Kickoffs-Yards (Avg./Net).....	5-322 (64.4/28.0)	4-185 (46.2/40.0)
Punt Returns (No.-Yds.-TD).....	1-1-0	2-0-0
Kickoff Returns (No.-Yds.-TD).....	0-0-0	4-157-0
Interceptions (No.-Yds.-TD).....	0-0-0	1-8-0
Fumble Returns (No.-Yds.-TD).....	0-0-0	0-0-0
Time of Possession.....	41:50	18:10
Third-Down Conversions.....	8-of-16	3-of-9
Fourth-Down Conversions.....	1-of-1	0-of-1
Red-Zone Scores-Chances.....	1-4	2-2
Sacks By (No.-Yds).....	3-22	1-4
Field Goals.....	2-3	1-2
Points Off Turnovers.....	0	0

**INDIVIDUAL STATISTICS**

**RUSHING:** GT — Tobias Oliver 11-92; Jordan Mason 11-78; Jerry Howard Jr. 2-12; Lucas Johnson 7-5; TEAM 1-(-2); Dontae Smith 1-(-2).  
 CIT — Clay Harris 26-93; Brandon Rainey 17-70; Dante Smith 6-43; Nkem Njoku 3-39; Remus Bulmer 6-36; Brian Murdaugh 11-21; Raleigh Webb 1-16; Keyonte Sessions 1-2.  
**PASSING:** GT — Lucas Johnson 5-10-0 91; Tobias Oliver 2-3-0 27.  
 CIT — Brandon Rainey 1-4-1-30.  
**RECEIVING:** GT — Jalen Camp 3-71; Malachi Carter 1-28; Jordan Mason 1-11; Ahmrean Brown 1-10; Tyler Davis 1-(-2).  
 CIT — Raleigh Webb 1-30.  
**INTERCEPTIONS:** GT — Curry 1-8  
 CIT — None.  
**FUMBLE RECOVERIES:** GT — None.  
 CIT — None.  
**FORCED FUMBLES:** GT — C. Thomas; T. Carpenter.  
 CIT — None.  
**TACKLES FOR LOSS:** GT — C. Thomas 1.0-8; Curry 1.0-4; Jackson 1.0-1; Owens 1.0-1.  
 CIT — Randolph II 2.0-10; Greene IV 1.0-12; Botkin 1.0-2; Eubanks 1.0-2; Brawley 0.5-1; Smith 0.5-0.  
**SACKS:** GT — Curry 1.0-4.  
 CIT — Randolph II 2.0-10; Greene IV 1.0-12.

	<b>GEORGIA TECH</b>	<b>2</b>
	1-3, 0-1	
	<b>TEMPLE</b>	<b>24</b>
	3-1, 0-0	

Game 4 • Sept. 28, 2019 • Philadelphia, Pa. • Lincoln Financial Field (31,094)

**SCORING SUMMARY**

	1	2	3	4	F
Georgia Tech	0	0	2	0	2
Temple	0	14	10	0	24

2nd	6:53	TEM	Re'Mahn Davis 18 yd run (Will Mobley kick)	GT 0 - TEM 7
	0:08	TEM	Re'Mahn Davis 1 yd run (Will Mobley kick)	GT 0 - TEM 14
3rd	10:33	TEM	Benny Walls 74 yd fumble recovery (Will Mobley kick)	GT 0 - TEM 21
	9:09	GT	Charlie Thomas safety	GT 2 - TEM 21
	0:55	TEM	Will Mobley 34 yd field goal	GT 2 - TEM 24

**TEAM STATISTICS**

	GT	TEM
First Downs.....	18	17
Rushes-Yards.....	35-131	49-195
Passing Yards.....	174	127
Pass Comp-Att-Int.....	14-35-0	9-22-1
Total Offense.....	305	322
Fumbles-Lost.....	2-2	0-0
Penalties-Yards.....	4-38	10-70
Punts-Yards (Avg./Net).....	6-260 (43.3/40.3)	4-148 (37.0/37.0)
Kickoffs-Yards (Avg./Net).....	1-55 (55.0/55.0)	6-391 (65.2/44.3)
Punt Returns (No.-Yds.-TD).....	0-0-0	2-16-0
Kickoff Returns (No.-Yds.-TD).....	3-50-0	0-0-0
Interceptions (No.-Yds.-TD).....	1-0-0	1-65-0
Fumble Returns (No.-Yds.-TD).....	0-0-0	1-74-1
Time of Possession.....	27:01	32:59
Third-Down Conversions.....	2-of-14	7-of-16
Fourth-Down Conversions.....	2-of-4	2-of-3
Red-Zone Scores-Chances.....	0-3	3-4
Sacks By (No.-Yds).....	1-6	2-10
Field Goals.....	0-0	1-1
Points Off Turnovers.....	0	7

**INDIVIDUAL STATISTICS**

**RUSHING:** GT — Tobias Oliver 11-68; Dontae Smith 7-35; Jamious Griffin 6-20; Jordan Mason 5-8; Jerry Howard Jr. 1-4; James Graham 4-minus 2; Team 1-(-2).  
 Temple — DAVIS, Re'Mahn 29-135; GARDNER, Jager 18-69; Team 1-(-3); RUSSO, Anthony 1-(-6).  
**PASSING:** GT — James Graham 10-24-1 100; Tobias Oliver 4-11-0 74.  
 Temple — RUSSO, Anthony 9-22-1 127.  
**RECEIVING:** GT — Jalen Camp 4-63; Ahmrean Brown 3-64; Malachi Carter 3-11; Adonias Sanders 2-19; Jordan Mason 2-17.  
 Temple — BLUE, Jadan 4-66; WRIGHT, Isaiah 2-33; DAVIS, Re'Mahn 1-12; MACK, Branden 1-9; BOAH, Kenny 1-7.  
**INTERCEPTIONS:** GT — K. Oliver.  
 Temple — Walls.  
**FUMBLE RECOVERIES:** GT — None.  
 Temple — Walls; Braswell.  
**FORCED FUMBLES:** GT — None.  
 Temple — Graham-Mobley; Majeh.  
**TACKLES FOR LOSS:** GT — C. Thomas 1.5-2; T.K. Chimedza 1.0-6; Antwan Owens 0.5-1.  
 Temple — Graham-Mobley 2.0-3; Majeh 2.0-2; Roche 1.0-7; Levine 1.0-3.  
**SACKS:** GT — T.K. Chimedza 1.0-6.  
 Temple — Roche 1.0-7; Levine 1.0-3.

	<b>NORTH CAROLINA</b>	<b>38</b>
	3-3, 2-1	
	<b>GEORGIA TECH</b>	<b>22</b>
	1-4, 0-2	

Game 5 • Oct. 6, 2019 • Atlanta, Ga. • Bobby Dodd Stadium (45,044)

**SCORING SUMMARY**

	1	2	3	4	F
North Carolina	3	14	0	21	38
Georgia Tech	0	0	7	15	22

1st	5:59	NC	Noah Ruggles 32 yd field goal	NC 3 - GT 0
2nd	6:30	NC	Dazz Newsome 20 yd pass from Sam Howell (Noah Ruggles kick)	NC 10 - GT 0
	0:13	NC	Beau Corrales 6 yd pass from Sam Howell (Noah Ruggles kick)	NC 17 - GT 0
3rd	7:29	GT	Malachi Carter 28 yd pass from James Graham (Brenton King kick)	NC 17 - GT 7
4th	14:18	NC	Dyami Brown 18 yd pass from Sam Howell (Noah Ruggles kick)	NC 24 - GT 7
	12:25	GT	Jordan Mason 2 yd run (Tyler Davis pass from Graham, J.)	NC 24 - GT 15
	9:53	NC	Garrett Walston 16 yd pass from Sam Howell (Noah Ruggles kick)	NC 31 - GT 15
	3:24	NC	Javonte Williams 3 yd run (Noah Ruggles kick)	NC 38 - GT 15
	1:45	GT	Ahmarean Brown 32 yd pass from James Graham (Brenton King kick)	NC 38 - GT 22

**TEAM STATISTICS**

	UNC	GT
First Downs.....	34	14
Rushes-Yards.....	46-211	29-150
Passing Yards.....	376	171
Pass Comp-Att-Int.....	33-51-1	11-24-2
Total Offense.....	587	321
Fumbles-Lost.....	2-0	1-0
Penalties-Yards.....	6-61	3-25
Punts-Yards (Avg./Net).....	4-158 (39.5/35.5)	7-294 (42.0/36.3)
Kickoffs-Yards (Avg./Net).....	7-432 (61.7/38.9)	3-189 (63.0/41.3)
Punt Returns (No.-Yds.-TD).....	2-20-0	3-16-0
Kickoff Returns (No.-Yds.-TD).....	3-65-0	5-110-0
Interceptions (No.-Yds.-TD).....	2-0-0	1-18-0
Fumble Returns (No.-Yds.-TD).....	0-0-0	0-0-0
Time of Possession.....	36:54	23:06
Third-Down Conversions.....	11-of-19	4-of-11
Fourth-Down Conversions.....	1-of-1	0-of-0
Red-Zone Scores-Chances.....	6-7	1-1
Sacks By (No.-Yds.).....	2-14	1-7
Field Goals.....	1-2	0-0
Points Off Turnovers.....	7	0

**INDIVIDUAL STATISTICS**

**RUSHING:** GT — Jordan Mason 8-62; James Graham 13-48; Jerry Howard Jr. 3-31; Tobias Oliver 3-11; Team 1-(-1); Jamious Griffin 1-(-1).  
 UNC — Javonte Williams 20-144; Michael Carter 20-68; Sam Howell 5-1; TEAM 1-(-2).  
**PASSING:** GT — James Graham 11-24-2 171.  
 UNC — Sam Howell 33-51-1 376.  
**RECEIVING:** GT — Adonias Sanders 3-67; Malachi Carter 3-45; Ahmarean Brown 1-32; Dylan Deveney 1-11; Tobias Oliver 1-9; Tyler Davis 1-5; Jair Hawkins-Anderson 1-2.  
 UNC — Dazz Newsome 8-81; Dyami Brown 6-77; Beau Corrales 5-54; Michael Carter 5-52; Rontavius Groves 3-47; Javonte Williams 3-25; Garrett Walston 2-29; Emery Simmons 1-11.  
**INTERCEPTIONS:** GT — Owens.  
 UNC — Ford; Chapman.  
**FUMBLE RECOVERIES:** GT — None.  
 UNC — None.  
**FORCED FUMBLES:** GT — Dawson.  
 UNC — None.  
**TACKLES FOR LOSS:** GT — K. Dawson 2.0-10; C. Thomas 2.0-7; Campbell 1.0-4; Jordan-Swilling 1.0-2; Glanton 1.0-1.  
 UNC — Crawford 2.5-8; Fox 1.5-9; Gemmel 1.5-2; Surratt 0.5-1.  
**SACKS:** GT — Dawson 1.0-7.  
 UNC — Fox 1.0-8; Crawford 1.0-6

	<b>GEORGIA TECH</b>	<b>23</b>
	1-5, 0-3	
	<b>DUKE</b>	<b>41</b>
	4-2, 2-1	

Game 6 • Oct. 12, 2019 • Durham, N.C. • Wallace Wade Stadium (21,741)

**SCORING SUMMARY**

	1	2	3	4	F
Georgia Tech	7	7	3	6	23
Duke	10	28	3	0	41

1st	10:07	GT	Jerry Howard Jr. 19 yd pass from James Graham (Brenton King kick)	GT 7 - DU 0
	7:10	DU	Reed,A. 33 yd field goal	GT 7 - DU 3
	1:18	DU	Pancoi,E. 3 yd run (Reed,A. kick)	GT 7 - DU 10
2nd	10:29	DU	Jackson,D. 1 yd run (Reed,A. kick)	GT 7 - DU 17
	6:34	DU	Harris,Q. 1 yd run (Reed,A. kick)	GT 7 - DU 24
	3:35	DU	Jackson,D. 7 yd run (Reed,A. kick)	GT 7 - DU 31
	3:10	DU	Jackson,J. 14 yd blocked punt return (Reed,A. kick)	GT 7 - DU 38
	1:08	GT	James Graham 8 yd run (Brenton King kick)	GT 14 - DU 38
3rd	12:07	GT	Brenton King 42 yd field goal	GT 17 - DU 38
	1:10	DU	Reed,A. 36 yd field goal	GT 17 - DU 41
4th	10:39	GT	Tobias Oliver 4 yd run (Jordan Yates pass failed)	GT 23 - DU 41

**TEAM STATISTICS**

	GT	DU
First Downs.....	20	20
Rushes-Yards.....	40-171	55-197
Passing Yards.....	206	176
Pass Comp-Att-Int.....	15-35-0	11-20-0
Total Offense.....	379	373
Fumbles-Lost.....	2-0	1-0
Penalties-Yards.....	6-55	4-25
Punts-Yards (Avg./Net).....	6-257 (42.8/30.3)	5-201 (40.2/30.4)
Kickoffs-Yards (Avg./Net).....	5-256 (51.2/39.4)	8-487 (60.9/40.6)
Punt Returns (No.-Yds.-TD).....	1-9-0	4-75-1
Kickoff Returns (No.-Yds.-TD).....	2-37-0	3-59-0
Interceptions (No.-Yds.-TD).....	0-0-0	0-0-0
Fumble Returns (No.-Yds.-TD).....	0-0-0	0-0-0
Time of Possession.....	27:32	32:28
Third-Down Conversions.....	8-of-18	6-of-16
Fourth-Down Conversions.....	0-of-2	3-of-3
Red-Zone Scores-Chances.....	3-4	6-6
Sacks By (No.-Yds.).....	2-6	4-24
Field Goals.....	1-1	2-2
Points Off Turnovers.....	0	0

**INDIVIDUAL STATISTICS**

**RUSHING:** GT — Jordan Mason 18-106; Dontae Smith 2-32; Jerry Howard Jr. 4-16; Jamious Griffin 3-9; James Graham 12-6; Tobias Oliver 1-4.  
 Duke — Durant,M. 13-74; Jackson,D. 20-69; Harris,Q. 14-38; Pancoi,E. 2-12; Coleman,J. 4-8; Team 2-(-4).  
**PASSING:** GT — James Graham 15-35-0 206.  
 Duke — Harris,Q. 11-20-0 176.  
**RECEIVING:** GT — Tyler Davis 4-29; Adonias Sanders 3-69; Jerry Howard Jr. 2-31; Ahmarean Brown 1-40; Josh Blancato 1-19; Tobias Oliver 1-10; Dontae Smith 1-3; Dylan Leonard 1-3; Jordan Mason 1-2.  
 Duke — Calhoun,J. 4-68; Bracey,S. 2-22; Gray,N. 2-7; Harding,D. 1-41; Philyaw-Johnson 1-26; Jackson,D. 1-12.  
**INTERCEPTIONS:** GT — None.  
 Duke — None.  
**FUMBLE RECOVERIES:** GT — None.  
 Duke — None.  
**FORCED FUMBLES:** GT — None.  
 Duke — Dimukeje; McSwain.  
**TACKLES FOR LOSS:** GT — Jordan-Swilling 1.5-6; C. Thomas 1.0-1; J. Henderson 0.5-0.  
 Duke — Dimukeje 3.0-16; Quansah 1.5-4; McSwain 1.0-8; Young 1.0-3; Frye 1.0-2; Rumph 1.0-2; Hill 1.0-0; Jordan 0.5-0.  
**SACKS:** GT — Jordan-Swilling 1.5-6; J. Henderson 0.5-0.  
 Duke — Dimukeje 3.0-16; McSwain 1.0-8.

	<b>GEORGIA TECH</b>	<b>28</b>
	2-5, 1-3	
	<b>MIAMI (FL.)</b>	<b>21</b>
	3-4, 1-3	

**Game 7 • Oct. 19, 2019 • Miami Gardens, Fla. • Hard Rock Stadium (54,106)**
**SCORING SUMMARY**

	1	2	3	4	OT	F
Georgia Tech	14	7	0	0	7	28
Miami (Fla.)	14	7	0	0	0	21

1st 12:35	GT	JaQuon Griffin 0 yd fumble recovery (Brenton King kick)	GT 7 - UM 0
6:17	UM	Perry, N. 1 yd run (Davidson, T. kick)	GT 7 - UM 7
4:04	UM	Osborn, K. 13 yd pass from Perry, N. (Davidson, T. kick)	GT 7 - UM 14
0:10	GT	Nathan Cottrell 41 yd pass from Pressley Harvin III (Brenton King kick)	GT 14 - UM 14
2nd 10:37	UM	Harris, C. 19 yd pass from Perry, N. (Davidson, T. kick)	GT 14 - UM 21
0:53	GT	Ahmarean Brown 35 yd pass from James Graham (Brenton King kick)	GT 21 - UM 21
OT 15:00	GT	Jordan Mason 1 yd run (Brenton King kick)	GT 28 - UM 21

**TEAM STATISTICS**

	GT	UM
First Downs.....	18	21
Rushes-Yards.....	45-207	32-157
Passing Yards.....	138	200
Pass Comp-Att-Int.....	10-19-0	17-31-0
Total Offense.....	345	357
Fumbles-Lost.....	1-1	1-1
Penalties-Yards.....	9-82	4-25
Punts-Yards (Avg./Net).....	6-273 (45.5/30.8)	3-130 (43.3/43.3)
Kickoffs-Yards (Avg./Net).....	4-224 (56.0/36.2)	4-231 (57.8/37.0)
Punt Returns (No.-Yds.-TD).....	0-0-0	2-68-0
Kickoff Returns (No.-Yds.-TD).....	1-8-0	2-29-0
Interceptions (No.-Yds.-TD).....	0-0-0	0-0-0
Fumble Returns (No.-Yds.-TD).....	0-0-1	0-0-0
Time of Possession.....	31:58	28:02
Third-Down Conversions.....	6-of-14	5-of-13
Fourth-Down Conversions.....	2-of-2	0-of-1
Red-Zone Scores-Chances.....	0-1	3-7
Sacks By (No.-Yds.).....	3-26	3-17
Field Goals.....	0-0	0-3
Points Off Turnovers.....	7	0

**INDIVIDUAL STATISTICS**
**RUSHING:** GT — Jordan Mason 20-141; James Graham 12-23; Jerry Howard Jr. 5-22; Jamious Griffin 8-21.

UM — Harris, C. 18-136; Perry, N. 7-15; Dallas, D. 3-14; Osborn, K. 2-4; Harley, M. 1-(-1); Williams, J. 1-(-11).

**PASSING:** GT — James Graham 9-18-0 97; Pressley Harvin III 1-1-0 41.

UM — Perry, N. 16-28-0 188; Williams, J. 1-3-0 12.

**RECEIVING:** GT — Ahmarean Brown 3-41; Adonicas Sanders 2-30; Tobias Oliver 2-11; Nathan Cottrell 1-41; Dylan Deveney 1-10; Jamious Griffin 1-5.

UM — Harley, M. 4-50; Osborn, K. 4-39; Harris, C. 3-31; Jordan, B. 3-21; Wiggins, D. 2-62; Pope, M. 1-(-3).

**INTERCEPTIONS:** GT — None.

UM — None.

**FUMBLE RECOVERIES:** GT — JaQ. Griffin.

UM — Quarterman.

**FORCED FUMBLES:** GT — Knight II.

UM — Quarterman.

**TACKLES FOR LOSS:** GT — Knight II 1.0-11; Domineck 1.0-11; JaQ. Griffin 1.0-4; Swilling 1.0-3; C. Thomas 1.0-1; Jackson 1.0-1.

UM — Hill 2.0-8; Quarterman 2.0-5; Pinckney 1.0-5; Bethel 1.0-5; Miller 1.0-1; Ragone 1.0-1.

**SACKS:** GT — Domineck 1.0-11; Knight II 1.0-11; JaQ. Griffin 1.0-4.

UM — Hill 1.0-7; Pinckney 1.0-5; Bethel 1.0-5.

2019 Georgia Tech Football  
 Georgia Tech Game Results (as of Oct 24, 2019)  
 All games

Date	Opponent	Score	Overall	Conference	Time	Attend
* Aug 29, 2019	at Clemson	L 14-52	0-1	0-1	3:16	79118
Sep 07, 2019	SOUTH FLORIDA	W 14-10	1-1	0-1	3:06	46599
Sep 14, 2019	THE CITADEL	Lo 24-27	1-2	0-1	3:24	42871
Sep 28, 2019	at Temple	L 2-24	1-3	0-1	3:20	31094
* Oct 05, 2019	NORTH CAROLINA	L 22-38	1-4	0-2	3:17	45044
* Oct 12, 2019	at Duke	L 23-41	1-5	0-3	3:19	21741
* Oct 19, 2019	at Miami (FL)	Wo 28-21	2-5	1-3	3:40	54106

2019 Georgia Tech Football  
 Georgia Tech Overall Team Statistics (as of Oct 24, 2019)  
 All games

Team Statistics	GT	OPP
SCORING	127	213
Points Per Game	18.1	30.4
Points Off Turnovers	7	42
FIRST DOWNS	118	157
Rushing	66	87
Passing	42	57
Penalty	10	13
RUSHING YARDAGE	1182	1583
Yards gained rushing	1393	1708
Yards lost rushing	211	125
Rushing Attempts	276	332
Average Per Rush	4.3	4.8
Average Per Game	168.9	226.1
TDs Rushing	9	15
PASSING YARDAGE	1020	1299
Comp-Att-Int	78-165-6	105-183-5
Average Per Pass	6.2	7.1
Average Per Catch	13.1	12.4
Average Per Game	145.7	185.6
TDs Passing	7	10
TOTAL OFFENSE	2202	2882
Total Plays	441	515
Average Per Play	5.0	5.6
Average Per Game	314.6	411.7
KICK RETURNS: #-Yards	20-436	13-254
PUNT RETURNS: #-Yards	12-48	15-196
INT RETURNS: #-Yards	5-65	6-90
KICK RETURN AVERAGE	21.8	19.5
PUNT RETURN AVERAGE	4.0	13.1
INT RETURN AVERAGE	13.0	15.0
FUMBLES-LOST	11-6	12-4
PENALTIES-Yards	34-310	44-374
Average Per Game	44.3	53.4
PUNTS-Yards	43-1838	29-1232
Average Per Punt	42.7	42.5
Net punt average	36.3	38.8
KICKOFFS-Yards	23-1234	42-2598
Average Per Kick	53.7	61.9
Net kick average	39.3	39.6
TIME OF POSSESSION/Game	26:48	33:12
3RD-DOWN Conversions	33/96	47/107
3rd-Down Pct	34%	44%
4TH-DOWN Conversions	4/11	10/13
4th-Down Pct	36%	77%
SACKS BY-Yards	12-71	21-127
MISC YARDS	0	0
TOUCHDOWNS SCORED	17	27
FIELD GOALS-ATTEMPTS	2-4	8-13
ON-SIDE KICKS	0-1	0-0
RED-ZONE SCORES	(9-15) 60%	(25-35) 71%
RED-ZONE TOUCHDOWNS	(8-15) 53%	(19-35) 54%
PAT-ATTEMPTS	(13-14) 93%	(27-27) 100%
ATTENDANCE	134514	186059
Games/Avg Per Game	3/44838	4/46515
Neutral Site Games		0/0

Score by Quarters	1st	2nd	3rd	4th	OT	Total
Georgia Tech	21	34	27	38	7	127
Opponents	51	84	34	41	3	213

2019 Georgia Tech Football  
Georgia Tech Overall Individual Statistics (as of Oct 24, 2019)  
All games

Rushing	gp-gs	att	gain	loss	net	avg	td	lg	avg/g
Jordan Mason	7-7	95	589	23	566	6.0	6	43	80.9
Tobias Oliver	7-2	55	320	41	279	5.1	2	39	39.9
Jerry Howard Jr.	7-1	20	102	1	101	5.1	0	20	14.4
James Graham	6-3	51	185	93	92	1.8	1	15	15.3
Dontae Smith	7-0	10	68	3	65	6.5	0	25	9.3
Jamious Griffin	5-0	20	60	10	50	2.5	0	7	10.0
Lucas Johnson	4-2	17	67	25	42	2.5	0	13	10.5
Ahmarean Brown	7-7	1	2	0	2	2.0	0	2	0.3
Nathan Cottrell	7-0	1	0	3	-3	-3.0	0	0	-0.4
TEAM	5-0	6	0	12	-12	-2.0	0	0	-2.4
Total	7	276	1393	211	1182	4.3	9	43	168.9
Opponents	7	332	1708	125	1583	4.8	15	90	226.1

Passing	gp-gs	effic	comp	att	in	pct	yds	td	lg	avg/g
James Graham	6-3	106.83	50	109	3	45.9	666	5	40	111.0
Lucas Johnson	4-2	99.05	16	29	1	55.2	136	1	33	34.0
Tobias Oliver	7-2	84.11	11	26	2	42.3	177	0	54	25.3
Pressley Harvin III	7-0	774.40	1	1	0	100.	41	1	41	5.9
Total	7	105.93	78	165	6	47.3	1020	7	54	145.7
Opponents	7	129.57	105	183	5	57.4	1299	10	62	185.6

Receiving	gp-gs	no.	yds	avg	td	lg	avg/g
Ahmarean Brown	7-7	12	241	20.1	3	42	34.4
Adonicas Sanders	7-3	11	191	17.4	0	39	27.3
Malachi Carter	7-7	11	101	9.2	1	28	14.4
Tyler Davis	7-6	8	50	6.2	0	16	7.1
Jordan Mason	7-7	8	45	5.6	0	11	6.4
Jalen Camp	4-4	7	134	19.1	1	33	33.5
Jerry Howard Jr.	7-1	5	87	17.4	1	54	12.4
Tobias Oliver	7-2	4	30	7.5	0	12	4.3
Dylan Deveney	7-0	3	21	7.0	0	11	3.0
Josh Blancato	7-0	2	53	26.5	0	34	7.6
Dontae Smith	7-0	2	13	6.5	0	10	1.9
Dylan Leonard	7-0	2	6	3.0	0	3	0.9
Nathan Cottrell	7-0	1	41	41.0	1	41	5.9
Jamious Griffin	5-0	1	5	5.0	0	5	1.0
Jair Hawkins-Ander	2-0	1	2	2.0	0	2	1.0
Total	7	78	1020	13.1	7	54	145.7
Opponents	7	105	1299	12.4	10	62	185.6

Punt Returns	no.	yds	avg	td	lg
Ahmarean Brown	7	23	3.3	0	23
Josh Blancato	3	16	5.3	0	8
Jerry Howard Jr.	1	9	9.0	0	0
Juanyeh Thomas	1	0	0.0	0	0
Total	12	48	4.0	0	23
Opponents	15	196	13.1	1	52

Interceptions	no.	yds	avg	td	lg
Kaleb Oliver	2	-2	-1.0	0	0
David Curry	1	8	8.0	0	8
Antwan Owens	1	18	18.0	0	18
Tre Swilling	1	41	41.0	0	41
Total	5	65	13.0	0	41
Opponents	6	90	15.0	0	65

Kick Returns	no.	yds	avg	td	lg
Tobias Oliver	8	203	25.4	0	52
Dontae Smith	6	138	23.0	0	31
Ahmarean Brown	2	26	13.0	0	16
Nathan Cottrell	2	47	23.5	0	34
Juanyeh Thomas	1	14	14.0	0	14
Dylan Leonard	1	8	8.0	0	8
Total	20	436	21.8	0	52
Opponents	13	254	19.5	0	32

Fumble Returns	no.	yds	avg	td	lg
T.K. Chimedza	1	2	2.0	0	2
JaQuon Griffin	0	0	0.0	1	0
Total	1	2	2.0	1	2
Opponents	1	74	74.0	1	74

2019 Georgia Tech Football  
Georgia Tech Overall Individual Statistics (as of Oct 24, 2019)  
All games

Scoring	td	fg	PAT				dx	saf	pts
			kick	rush	rcv	pass			
Jordan Mason	6	-	-	-	-	-	-	36	
Ahmarean Brown	3	-	-	-	-	-	-	18	
Brenton King	-	2-4	11-11	-	-	-	-	17	
Tobias Oliver	2	-	-	-	-	-	-	12	
Jalen Camp	1	-	-	-	1	-	-	8	
JaQuon Griffin	1	-	-	-	-	-	-	6	
Jerry Howard Jr.	1	-	-	-	-	-	-	6	
Nathan Cottrell	1	-	-	-	-	-	-	6	
Malachi Carter	1	-	-	-	-	-	-	6	
James Graham	1	-	-	-	-	1-1	-	6	
Charlie Thomas	-	-	-	-	-	-	1	2	
Wesley Wells	-	-	2-3	-	-	-	-	2	
Tyler Davis	-	-	-	-	1	-	-	2	
Jordan Yates	-	-	-	-	-	0-1	-	0	
Lucas Johnson	-	-	-	-	-	1-1	-	0	
Total	17	2-4	13-14	-	2	2-3	-	127	
Opponents	27	8-13	27-27	-	-	-	-	213	

Total Offense	g	plays	rush	pass	total	avg/g
James Graham	6	160	92	666	758	126.3
Jordan Mason	7	95	566	0	566	80.9
Tobias Oliver	7	81	279	177	456	65.1
Lucas Johnson	4	46	42	136	178	44.5
Jerry Howard Jr.	7	20	101	0	101	14.4
Dontae Smith	7	10	65	0	65	9.3
Jamious Griffin	5	20	50	0	50	10.0
Pressley Harvin III	7	1	0	41	41	5.9
Ahmarean Brown	7	1	2	0	2	0.3
Nathan Cottrell	7	1	-3	0	-3	-0.4
TEAM	5	6	-12	0	-12	-2.4
Total	7	441	1182	1020	2202	314.6
Opponents	7	515	1583	1299	2882	411.7

Field Goals	fg	pct.	01-19	20-29	30-39	40-49	50-99	lg	blk
Brenton King	2-4	50.0	0-0	0-0	1-1	1-2	0-1	42	0

FG Sequence	Georgia Tech	Opponents
Clemson	-	(51)
South Florida	51	(27)
The Citadel	(34),46	50,(47),(37)
Temple	-	(34)
North Carolina	-	(32),39
Duke	(42)	(33),(36)
Miami (FL)	-	34,27,25

Punting	no.	yds	avg	lg	tb	fc	i20	50+	blk
Pressley Harvin III	42	183	43.8	57	4	12	12	12	1
TEAM	1	0	0.0	0	0	0	0	0	0
Total	43	183	42.7	57	4	12	12	12	1
Opponents	29	123	42.5	67	3	1	11	10	1

Kickoffs	no.	yds	avg	tb	ob	retn	net ydIn	
Brenton King	14	754	53.9	1	1			
Wesley Wells	9	480	53.3	2	1			
Total	23	1234	53.7	3	2	19.5	39.3	25
Opponents	42	2596	61.9	20	0	21.8	39.6	25

Numbers in (parentheses) indicate field goal was made.



2019 Georgia Tech Football  
 Georgia Tech Overall Individual Statistics (as of Oct 24, 2019)  
 All games

All Purpose	g	rush	rcv	pr	kr	ir	total	avg/g
Jordan Maso	7	566	45	0	0	0	611	87.3
Tobias Oliver	7	279	30	0	203	0	512	73.1
Ahmarean Br	7	2	241	23	26	0	292	41.7
Dontae Smith	7	65	13	0	138	0	216	30.9
Jerry Howard	7	101	87	9	0	0	197	28.1
Adonicas San	7	0	191	0	0	0	191	27.3
Jalen Camp	4	0	134	0	0	0	134	33.5
Malachi Cart	7	0	101	0	0	0	101	14.4
James Graha	6	92	0	0	0	0	92	15.3
Nathan Cottr	7	-3	41	0	47	0	85	12.1
Josh Blancat	7	0	53	16	0	0	69	9.9
Jamious Griff	5	50	5	0	0	0	55	11.0
Tyler Davis	7	0	50	0	0	0	50	7.1
Lucas Johnso	4	42	0	0	0	0	42	10.5
Tre Swilling	7	0	0	0	0	41	41	5.9
Dylan Deven	7	0	21	0	0	0	21	3.0
Antwan Owe	7	0	0	0	0	18	18	2.6
Dylan Leonar	7	0	6	0	8	0	14	2.0
Juanyeh Tho	7	0	0	0	14	0	14	2.0
David Curry	7	0	0	0	0	8	8	1.1
Jair Hawkins-	2	0	2	0	0	0	2	1.0
Kaleb Oliver	7	0	0	0	0	-2	-2	-0.3
TEAM	5	-12	0	0	0	0	-12	-2.4
Total	7	1182	1020	48	436	65	2751	1393.0
Opponents	7	1583	1299	196	254	90	3422	1488.9

2019 Georgia Tech Football  
Georgia Tech Overall Defensive Statistics (as of Oct 24, 2019)  
All games

#	Defensive Leaders	gp-gs	Tackles				tfl/yds	Sacks no-yds	Pass defense			Fumbles		blkd	
			ua	a	tot	no-yds			int-yds	brup	qbh	rcv-yds	ff	kick	saf
6	David Curry	7-7	27	28	55	1.5-4	1.0-4	1-8	1	1	1-0	.	.	.	
25	Charlie Thomas	7-5	29	14	43	9.0-32	2.0-12	.	.	.	.	2	.	1	
2	Tariq Carpenter	7-6	33	7	40	2.0-4	.	.	3	.	.	1	.	.	
1	Juanyeh Thomas	7-6	22	9	31	.	.	.	.	.	.	1	.	.	
44	Quez Jackson	7-0	16	14	30	4.0-4	.	.	.	1	.	.	.	.	
2K	Kaleb Oliver	7-5	16	11	27	1.0-1	.	2--2	3	.	.	1	.	.	
12	Bruce Jordan-Swillin	7-2	14	13	27	3.0-9	1.5-6	.	.	.	.	.	.	.	
10	Christian Campbell	7-2	16	9	25	1.0-4	.	.	2	.	.	.	.	.	
91	Kelton Dawson	7-5	13	10	23	2.0-10	1.0-7	.	.	2	.	1	.	.	
89	Antwan Owens	7-6	9	10	19	1.5-2	.	1-18	1	1	.	.	1	.	
93	T.K. Chimedza	7-4	9	9	18	1.5-11	1.5-11	.	.	.	1-2	.	.	.	
38	Ajani Kerr	5-1	15	3	18	.	.	.	.	.	.	.	.	.	
1X	Chico Bennett Jr	7-0	12	5	17	0.5-4	0.5-4	.	.	1	.	.	.	.	
3	Tre Swilling	7-7	12	3	15	1.0-3	.	1-41	7	1	.	.	.	.	
2D	Zamari Walton	7-6	9	4	13	.	.	.	3	.	.	.	.	.	
86	Djimon Brooks	7-1	5	7	12	.	.	.	.	.	.	.	.	.	
97	Brentavious Glanton	7-5	4	7	11	2.5-2	1.0-1	.	.	.	.	.	.	.	
92	JaQuon Griffin	6-0	4	6	10	1.0-4	1.0-4	.	.	1	1-0	.	.	.	
17	Demetrius Knight II	7-0	5	5	10	2.0-14	1.0-11	.	2	.	.	1	.	.	
41	Jaquan Henderson	6-2	5	5	10	2.5-3	0.5-0	.	1	1	.	.	.	.	
96	Chris Martin	7-5	4	4	8	.	.	.	.	2	.	.	.	.	
3Y	Sylvain Yondjouen	6-0	3	4	7	.	.	.	.	.	.	.	.	.	
13	Avery Showell	6-1	5	1	6	.	.	.	.	.	.	.	.	.	
16	Myles Sims	6-0	5	.	5	.	.	.	.	.	.	.	.	.	
14	Jaylon King	7-0	2	2	4	.	.	.	.	.	.	.	.	.	
5	Jerry Howard Jr.	7-1	.	4	4	.	.	.	.	.	.	.	1	.	
2Y	Kenan Johnson	2-0	4	.	4	1.0-1	.	.	.	.	.	.	.	.	
31	Nathan Cottrell	7-0	1	3	4	.	.	.	.	.	.	.	.	.	
33	Jaytlin Askew	7-0	2	1	3	.	.	.	.	.	.	.	.	.	
52	Justice Dingle	6-1	2	1	3	.	.	.	.	.	1-0	.	.	.	
98	Ryans, C.	3-0	1	1	2	.	.	.	.	.	.	.	.	.	
42	Jordan Domineck	2-0	2	.	2	1.0-11	1.0-11	.	.	1	.	.	.	.	
5S	Cade Long	7-0	1	.	1	.	.	.	.	.	.	.	.	.	
11	Devin Smith	2-0	1	.	1	.	.	.	.	.	.	.	.	.	
9	Tyler Davis	7-6	1	.	1	.	.	.	.	.	.	.	.	.	
43	Tyler Cooksey	7-0	1	.	1	.	.	.	.	.	.	.	.	.	
15	Malachi Carter	7-7	1	.	1	.	.	.	.	.	.	.	.	.	
3K	Wesley Wells	5-0	.	1	1	.	.	.	.	.	.	.	.	.	
37	Brenton King	7-0	1	.	1	.	.	.	.	.	.	.	.	.	
28	Dontae Smith	7-0	.	1	1	.	.	.	.	.	.	.	.	.	
8	Tobias Oliver	7-2	1	.	1	.	.	.	.	.	.	.	.	.	
2B	Jordan Mason	7-7	1	.	1	.	.	.	.	.	.	.	.	.	
Total		7	314	202	516	38-123	12-71	5-65	23	12	4-2	7	2	1	
Opponents		7	268	162	430	57-202	21-127	6-90	20	19	6-74	7	1	.	

2019 Georgia Tech Football  
Georgia Tech Individual Season/Career Statistics (as of Oct 24, 2019)  
All games

	SEASON								CAREER									
Rushing	gp	att	gain	loss	net	avg	td	lg	avg/g	gp	att	gain	loss	net	avg	td	lg	avg/g
Jordan Mason	7	95	589	23	566	6.0	6	43	80.9	20	203	1249	24	1225	6.0	13	46	61.2
Tobias Oliver	7	55	320	41	279	5.1	2	39	39.9	19	207	1249	94	1155	5.6	14	65	60.8
Jerry Howard Jr.	7	20	102	1	101	5.1	0	20	14.4	29	150	852	12	840	5.6	7	65	29.0
James Graham	6	51	185	93	92	1.8	1	15	15.3	9	56	215	96	119	2.1	1	15	13.2
Dontae Smith	7	10	68	3	65	6.5	0	25	9.3	7	10	68	3	65	6.5	0	25	9.3
Jamious Griffin	5	20	60	10	50	2.5	0	7	10.0	5	20	60	10	50	2.5	0	7	10.0
Lucas Johnson	4	17	67	25	42	2.5	0	13	10.5	13	18	68	25	43	2.4	0	13	3.3
Ahmarean Brown	7	1	2	0	2	2.0	0	2	0.3	7	1	2	0	2	2.0	0	2	0.3
Nathan Cottrell	7	1	0	3	-3	-3.0	0	0	-0.4	42	81	650	14	636	7.9	4	69	15.1
TEAM	5	6	0	12	-12	-2.0	0	0	-2.4									
Total	7	276	1393	211	1182	4.3	9	43	168.9									
Opponents	7	332	1708	125	1583	4.8	15	90	226.1									

Passing	gp	effic	comp	att	int	pct	yds	td	lg	avg/g	gp	effic	comp	att	int	pct	yds	td	lg	avg/g
James Graham	6	106.83	50	109	3	45.9	666	5	40	111.0	9	108.45	51	110	3	46.4	688	5	40	76.4
Lucas Johnson	4	99.05	16	29	1	55.2	136	1	33	34.0	13	99.05	16	29	1	55.2	136	1	33	10.5
Tobias Oliver	7	84.11	11	26	2	42.3	177	0	54	25.3	19	117.85	18	42	2	42.9	344	2	86	18.1
Pressley Harvin III	7	774.40	1	1	0	100.	41	1	41	5.9	30	387.20	1	2	0	50.0	41	1	41	1.4
Total	7	105.93	78	165	6	47.3	1020	7	54	145.7										
Opponents	7	129.57	105	183	5	57.4	1299	10	62	185.6										

Receiving	gp	no.	yds	avg	td	lg	avg/g	gp	no.	yds	avg	td	lg	avg/g
Ahmarean Brown	7	12	241	20.1	3	42	34.4	7	12	241	20.1	3	42	34.4
Adonicas Sanders	7	11	191	17.4	0	39	27.3	9	11	191	17.4	0	39	21.2
Malachi Carter	7	11	101	9.2	1	28	14.4	20	14	157	11.2	2	32	7.8
Tyler Davis	7	8	50	6.2	0	16	7.1	7	8	50	6.2	0	16	7.1
Jordan Mason	7	8	45	5.6	0	11	6.4	20	9	47	5.2	0	11	2.3
Jalen Camp	4	7	134	19.1	1	33	33.5	38	19	369	19.4	1	49	9.7
Jerry Howard Jr.	7	5	87	17.4	1	54	12.4	29	10	152	15.2	1	54	5.2
Tobias Oliver	7	4	30	7.5	0	12	4.3	19	4	30	7.5	0	12	1.6
Dylan Deveney	7	3	21	7.0	0	11	3.0	7	3	21	7.0	0	11	3.0
Josh Blacato	7	2	53	26.5	0	34	7.6	8	2	53	26.5	0	34	6.6
Dontae Smith	7	2	13	6.5	0	10	1.9	7	2	13	6.5	0	10	1.9
Dylan Leonard	7	2	6	3.0	0	3	0.9	7	2	6	3.0	0	3	0.9
Nathan Cottrell	7	1	41	41.0	1	41	5.9	42	4	53	13.2	1	41	1.3
Jamious Griffin	5	1	5	5.0	0	5	1.0	5	1	5	5.0	0	5	1.0
Jair Hawkins-Ander	2	1	2	2.0	0	2	1.0	8	1	2	2.0	0	2	0.2
Total	7	78	1020	13.1	7	54	145.7							
Opponents	7	105	1299	12.4	10	62	185.6							

Total Offense	g	plays	rush	pass	total	avg/g	g	plays	rush	pass	total	avg/g
James Graham	6	160	92	666	758	126.3	9	166	119	688	807	89.7
Jordan Mason	7	95	566	0	566	80.9	20	203	1225	0	1225	61.2
Tobias Oliver	7	81	279	177	456	65.1	19	249	1155	344	1499	78.9
Lucas Johnson	4	46	42	136	178	44.5	13	47	43	136	179	13.8
Jerry Howard Jr.	7	20	101	0	101	14.4	29	150	840	0	840	29.0
Dontae Smith	7	10	65	0	65	9.3	7	10	65	0	65	9.3
Jamious Griffin	5	20	50	0	50	10.0	5	20	50	0	50	10.0
Pressley Harvin III	7	1	0	41	41	5.9	30	3	-13	41	28	0.9
Ahmarean Brown	7	1	2	0	2	0.3	7	1	2	0	2	0.3
Nathan Cottrell	7	1	-3	0	-3	-0.4	42	81	636	0	636	15.1
TEAM	5	6	-12	0	-12	-2.4						
Total	7	441	1182	1020	2202	314.6						
Opponents	7	515	1583	1299	2882	411.7						

2019 Georgia Tech Football  
Georgia Tech Individual Season/Career Statistics (as of Oct 24, 2019)  
All games

Scoring	SEASON						CAREER									
	td	fg	PAT			dpx	saf	pts	td	fg	PAT			dpx	saf	pts
kick	rush	rcv	pass	kick	rush				rcv	pass						
Jordan Mason	6	-	-	-	-	-	-	36	13	-	-	-	-	-	-	78
Ahmarean Brown	3	-	-	-	-	-	-	18	3	-	-	-	-	-	-	18
Brenton King	-	2-4	11-11	-	-	-	-	17	-	8-14	36-38	-	-	-	-	60
Tobias Oliver	2	-	-	-	-	-	-	12	14	-	-	-	-	-	-	84
Jalen Camp	1	-	-	-	1	-	-	8	1	-	-	-	1	-	-	8
James Graham	1	-	-	-	-	1-1	-	6	1	-	-	-	-	1-1	-	6
JaQuon Griffin	1	-	-	-	-	-	-	6	1	-	-	-	-	-	-	6
Jerry Howard Jr.	1	-	-	-	-	-	-	6	8	-	-	-	-	-	-	48
Nathan Cottrell	1	-	-	-	-	-	-	6	5	-	-	-	-	-	-	30
Malachi Carter	1	-	-	-	-	-	-	6	2	-	-	-	-	-	-	12
Charlie Thomas	-	-	-	-	-	-	1	2	-	-	-	-	-	-	1	2
Wesley Wells	-	-	2-3	-	-	-	-	2	-	9-9	41-42	-	-	-	-	68
Tyler Davis	-	-	-	-	1	-	-	2	-	-	-	-	1	-	-	2
Jordan Yates	-	-	-	-	-	0-1	-	0	-	-	-	-	-	0-1	-	0
Lucas Johnson	-	-	-	-	-	1-1	-	0	-	-	-	-	-	1-1	-	0
Total	17	2-4	13-14	-	2	2-3	-	127	-	-	-	-	-	-	-	-
Opponents	27	8-13	27-27	-	-	-	-	213	-	-	-	-	-	-	-	-

Punt Returns	no.	yds	avg	td	lg	no.	yds	avg	td	lg
Ahmarean Brown	7	23	3.3	0	23	7	23	3.3	0	23
Josh Blancato	3	16	5.3	0	8	3	16	5.3	0	8
Jerry Howard Jr.	1	9	9.0	0	0	1	9	9.0	0	0
Juanyeh Thomas	1	0	0.0	0	0	6	43	7.2	0	25
Total	12	48	4.0	0	23					
Opponents	15	196	13.1	1	52					

Kick Returns	no.	yds	avg	td	lg	no.	yds	avg	td	lg
Tobias Oliver	8	203	25.4	0	52	8	203	25.4	0	52
Dontae Smith	6	138	23.0	0	31	6	138	23.0	0	31
Ahmarean Brown	2	26	13.0	0	16	2	26	13.0	0	16
Nathan Cottrell	2	47	23.5	0	34	34	704	20.7	0	35
Juanyeh Thomas	1	14	14.0	0	14	25	620	24.8	2	100
Dylan Leonard	1	8	8.0	0	8	1	8	8.0	0	8
Total	20	436	21.8	0	52					
Opponents	13	254	19.5	0	32					

Interceptions	no.	yds	avg	td	lg	no.	yds	avg	td	lg
Kaleb Oliver	2	-2	-1.0	0	0	3	23	7.7	0	25
David Curry	1	8	8.0	0	8	2	8	4.0	0	8
Antwan Owens	1	18	18.0	0	18	1	18	18.0	0	18
Tre Swilling	1	41	41.0	0	41	2	41	20.5	0	41
Total	5	65	13.0	0	41					
Opponents	6	90	15.0	0	65					

Fumble Returns	no.	yds	avg	td	lg	no.	yds	avg	td	lg
T.K. Chimedza	1	2	2.0	0	2	1	2	2.0	0	2
JaQuon Griffin	0	0	0.0	1	0	0	0	0.0	1	0
Total	1	2	2.0	1	2					
Opponents	1	74	74.0	1	74					

2019 Georgia Tech Football  
 Georgia Tech Individual Season/Career Statistics (as of Oct 24, 2019)  
 All games

All Purpose	SEASON							CAREER								
	g	rush	rcv	pr	kr	ir	total	avg/g	g	rush	rcv	pr	kr	ir	total	avg/g
Jordan Mason	7	566	45	0	0	0	611	87.3	20	1225	47	0	0	0	1272	63.6
Tobias Oliver	7	279	30	0	203	0	512	73.1	19	1155	30	0	203	0	1388	73.1
Ahmarean Br	7	2	241	23	26	0	292	41.7	7	2	241	23	26	0	292	41.7
Dontae Smith	7	65	13	0	138	0	216	30.9	7	65	13	0	138	0	216	30.9
Jerry Howard	7	101	87	9	0	0	197	28.1	29	840	152	9	64	0	1065	36.7
Adonicas San	7	0	191	0	0	0	191	27.3	9	0	191	0	0	0	191	21.2
Jalen Camp	4	0	134	0	0	0	134	33.5	38	3	369	0	-9	0	363	9.6
Malachi Carte	7	0	101	0	0	0	101	14.4	20	0	157	0	0	0	157	7.8
James Graha	6	92	0	0	0	0	92	15.3	9	119	0	0	0	0	119	13.2
Nathan Cottre	7	-3	41	0	47	0	85	12.1	42	636	53	1	704	0	1394	33.2
Josh Blancato	7	0	53	16	0	0	69	9.9	8	-1	53	16	0	0	68	8.5
Jamious Griffi	5	50	5	0	0	0	55	11.0	5	50	5	0	0	0	55	11.0
Tyler Davis	7	0	50	0	0	0	50	7.1	7	0	50	0	0	0	50	7.1
Lucas Johnso	4	42	0	0	0	0	42	10.5	13	43	0	0	0	0	43	3.3
Tre Swilling	7	0	0	0	0	41	41	5.9	19	0	0	0	0	41	41	2.2
Dylan Devene	7	0	21	0	0	0	21	3.0	7	0	21	0	0	0	21	3.0
Antwan Owen	7	0	0	0	0	18	18	2.6	28	-2	0	0	0	18	16	0.6
Dylan Leonar	7	0	6	0	8	0	14	2.0	7	0	6	0	8	0	14	2.0
Juanyeh Tho	7	0	0	0	14	0	14	2.0	20	0	0	43	620	95	758	37.9
David Curry	7	0	0	0	0	8	8	1.1	33	0	0	0	0	8	8	0.2
Jair Hawkins-	2	0	2	0	0	0	2	1.0	8	0	2	0	0	0	2	0.2
Kaleb Oliver	7	0	0	0	0	-2	-2	-0.3	20	0	0	0	0	23	23	1.1
TEAM	5	-12	0	0	0	0	-12	-2.4								
Total	7	1182	1020	48	436	65	2751	393.0								
Opponents	7	1583	1299	196	254	90	3422	488.9								

Field Goals	att	good	long	blkd	att	good	long	blkd
Brenton King	4	2	42	0	14	8	42	0
Total	4	2	42	0				
Opponents	13	8	51	1				

Punting	no.	yds	avg	lg	blk	no.	yds	avg	lg	blk
Pressley Harvin III	42	183	43.8	57	1	127	5490	43.2	62	1
TEAM	1	0	0.0	0	0					
Total	43	183	42.7	57	1					
Opponents	29	123	42.5	67	1					

Kickoffs	no.	yds	avg	tb	ob	no.	yds	avg	tb	ob
Brenton King	14	754	53.9	1	1	38	2176	57.3	2	2
Wesley Wells	9	480	53.3	2	1	14	769	54.9	3	1
Total	23	123	53.7	3	2					
Opponents	42	259	61.9	20	0					



2019 Georgia Tech Football  
 Georgia Tech Passing Game-by-Game (as of Oct 24, 2019)  
 All games

# 4 Graham, J.	Comp	Att	Int	Pct	Yards	TD	Long	Sacked	Effic
Clemson	4	7	0	57.1	72	1	34	1-1	190.69
South Florida	1	1	0	100.0	20	0	20	2-17	268.00
Temple	10	24	1	41.7	100	0	27	2-10	68.33
North Carolina	11	24	2	45.8	171	2	39	2-14	116.52
Duke	15	35	0	42.9	206	1	40	4-24	101.73
Miami (FL)	9	18	0	50.0	97	1	35	3-17	113.60
TOTALS	50	109	3	45.9	666	5	40	14-83	106.83

# 7 Johnson, L.	Comp	Att	Int	Pct	Yards	TD	Long	Sacked	Effic
Clemson	0	2	0	0.0	0	0	0	0-0	0.00
South Florida	11	17	1	64.7	45	0	11	0-0	75.18
The Citadel	5	10	0	50.0	91	1	33	3-22	159.44
TOTALS	16	29	1	55.2	136	1	33	3-22	99.05

# 8 Oliver, T.	Comp	Att	Int	Pct	Yards	TD	Long	Sacked	Effic
Clemson	3	9	2	33.3	65	0	54	3-21	49.56
South Florida	2	3	0	66.7	11	0	6	0-0	97.47
The Citadel	2	3	0	66.7	27	0	29	0-0	142.27
Temple	4	11	0	36.4	74	0	42	1-1	92.87
TOTALS	11	26	2	42.3	177	0	54	4-22	84.11

# 27 Harvin III, P.	Comp	Att	Int	Pct	Yards	TD	Long	Sacked	Effic
Miami (FL)	1	1	0	100.0	41	1	41	0-0	774.40
TOTALS	1	1	0	100.0	41	1	41	0-0	774.40

2019 Georgia Tech Football  
 Georgia Tech Rushing/Receiving Game-by-Game (as of Oct 24, 2019)  
 All games

RUSHING	No-Yds/TD	CU	USF	CIT	TEM	NC	DU	UM
Mason, J. RB	95-566/6	13-72/1	20-99/1	11-78/2	5-8/0	8-62/1	18-106/	20-141/
Oliver, T. QB	55-279/2	20-56/0	9-48/1	11-92/0	11-68/0	3-11/0	1-4/1	-
Howard, J. RB	20-101/0	4-15/0	1-1/0	2-12/0	1-4/0	3-31/0	4-16/0	5-22/0
Graham, J. QB	51-92/1	4-15/0	6-2/0	DNP	4--2/0	13-48/0	12-6/1	12-23/0
Smith, Dontae RB	10-65/0	-	-	1--2/0	7-35/0	-	2-32/0	-
Griffin, J. RB	20-50/0	2-1/0	DNP	DNP	6-20/0	1--1/0	3-9/0	8-21/0
Johnson, L. QB	17-42/0	1-1/0	9-36/0	7-5/0	DNP	DNP	DNP	-
Brown, Ah. WR	1-2/0	-	1-2/0	-	-	-	-	-
Cottrell, N. RB	1--3/0	1--3/0	-	-	-	-	-	-
TEAM	6--12/0	DNP	3--7/0	1--2/0	1--2/0	1--1/0	-	DNP

RECEIVING	No-Yds/TD	CU	USF	CIT	TEM	NC	DU	UM
Brown, Ah. WR	12-241/3	1-28/1	2-26/0	1-10/0	3-64/0	1-32/1	1-40/0	3-41/1
Sanders, A. WR	11-191/0	-	1-6/0	-	2-19/0	3-67/0	3-69/0	2-30/0
Camp, J. WR	7-134/1	-	-	3-71/1	4-63/0	DNP	DNP	DNP
Carter, M. WR	11-101/1	1-11/0	3-6/0	1-28/0	3-11/0	3-45/1	-	-
Howard, J. RB	5-87/1	2-57/0	1--1/0	-	-	-	2-31/1	-
Blancato, J. WR	2-53/0	1-34/0	-	-	-	-	1-19/0	-
Davis, T. TE	8-50/0	1-7/0	1-11/0	1--2/0	-	1-5/0	4-29/0	-
Mason, J. RB	8-45/0	1-0/0	3-15/0	1-11/0	2-17/0	-	1-2/0	-
Cottrell, N. RB	1-41/1	-	-	-	-	-	-	1-41/1
Oliver, T. QB	4-30/0	-	-	-	-	1-9/0	1-10/0	2-11/0
Deveney, D. TE	3-21/0	-	1-0/0	-	-	1-11/0	-	1-10/0
Smith, Dontae RB	2-13/0	-	1-10/0	-	-	-	1-3/0	-
Leonard, D. TE	2-6/0	-	1-3/0	-	-	-	1-3/0	-
Griffin, J. RB	1-5/0	-	DNP	DNP	-	-	-	1-5/0
Hawkins-Anderso WR	1-2/0	DNP	-	DNP	DNP	1-2/0	DNP	DNP



2019 Georgia Tech Football  
 Georgia Tech Total Tackles Game-by-Game (as of Oct 24, 2019)  
 All games

Total Tackles	UA-A	Total	CU	USF	CIT	TEM	NC	DU	UM
Curry, D. LB	27-28	55	2-3	2-1	6-8	4-3	8-8	2-3	3-2
Thomas, C. LB	29-14	43	4-2	7-2	4-2	3-4	3-3	5-1	3-0
Carpenter, T. DB	33-7	40	5-1	7-0	5-0	1-0	4-3	5-2	6-1
Thomas, Jua. DB	22-9	31	3-1	4-1	1-1	4-1	3-3	2-1	5-1
Jackson, Q. LB	16-14	30	1-2	2-0	4-3	3-2	0-1	4-5	2-1
Jordan-Swilling LB	14-13	27	1-2	1-0	1-4	4-2	4-1	2-4	1-0
Oliver, K. DB	16-11	27	4-2	2-0	3-5	0-1	4-0	1-3	2-0
Campbell, C. DB	16-9	25	1-0	1-0	3-1	5-2	3-2	2-2	1-2
Dawson, K. DL	13-10	23	-	1-2	4-1	2-1	4-1	2-4	0-1
Owens, A. DL	9-10	19	4-1	-	3-3	0-2	0-2	-	2-2
Kerr, A. DB	15-3	18	2-1	3-0	5-0	1-1	4-1	DNP	DNP
Chimedza, T.K. DL	9-9	18	2-0	2-2	1-3	1-2	2-0	0-1	1-1
Bennett, C.	12-5	17	4-0	1-1	2-1	2-3	1-0	2-0	-
Swilling, T. DB	12-3	15	2-0	-	-	2-1	3-2	3-0	2-0
Walton, Z. DB	9-4	13	2-1	1-0	-	1-1	3-1	-	2-1
Brooks, D. DL	5-7	12	1-1	-	0-2	0-1	1-0	2-3	1-0
Glanton, B. DL	4-7	11	0-3	1-1	0-1	1-1	2-0	0-1	-
Henderson, J. DL	5-5	10	3-1	-	2-3	-	DNP	0-1	-
Knight, D. LB	5-5	10	1-0	1-0	-	-	1-0	1-5	1-0
Griffin, JaQ. DL	4-6	10	1-0	DNP	0-3	-	0-2	-	3-1
Martin, C. DL	4-4	8	0-1	-	2-2	2-0	-	0-1	-
Yondjouen, S. DL	3-4	7	DNP	-	-	1-2	-	2-2	-
Showell, A. DB	5-1	6	1-0	-	1-0	-	DNP	2-1	1-0
Sims, M. DB	5-0	5	-	1-0	DNP	1-0	2-0	-	1-0
King, J. DB	2-2	4	1-0	-	-	-	1-2	-	-
Howard, J.	0-4	4	-	-	-	-	0-1	0-3	-
Johnson, K. DB	4-0	4	3-0	1-0	DNP	DNP	DNP	DNP	DNP
Cottrell, N.	1-3	4	-	-	0-1	1-0	0-1	-	0-1
Dingle, J. DL	2-1	3	-	-	-	DNP	1-0	1-1	-
Askew, J. DB	2-1	3	-	-	1-0	1-0	-	-	0-1
Ryans, C.	1-1	2	DNP	DNP	DNP	-	1-0	0-1	DNP
Domineck, J. LB	2-0	2	DNP	1-0	DNP	DNP	DNP	DNP	1-0
Long, C.	1-0	1	-	-	-	1-0	-	-	-
Smith, Devin DB	1-0	1	DNP	DNP	DNP	1-0	DNP	DNP	-
Carter, M.	1-0	1	-	1-0	-	-	-	-	-
Davis, T.	1-0	1	-	-	-	-	-	-	1-0
Mason, J.	1-0	1	1-0	-	-	-	-	-	-
Cooksey, T.	1-0	1	-	-	-	-	1-0	-	-
Wells, W.	0-1	1	-	DNP	-	DNP	-	-	0-1
Smith, Dontae	0-1	1	-	-	-	-	-	0-1	-
King, B.	1-0	1	1-0	-	-	-	-	-	-
Oliver, T.	1-0	1	1-0	-	-	-	-	-	-

2019 Georgia Tech Football  
Georgia Tech Team Game-by-Game (as of Oct 24, 2019)  
All games

TEAM STATISTICS

Date	Opponent	Rushing				Receiving				Passing				Kick Returns				Punt Returns				tot off		
		no.	yds	td	lg	no.	yds	td	lg	cmp	att	int	yds	td	lg	no.	yds	td	lg	no.	yds		td	lg
Aug 29	at Clemson	45	157	1	39	7	137	1	54	7	18	2	137	1	54	3	40	0	16	1	0	0	0	294
Sep 07	SOUTH FLORIDA	49	181	2	32	14	76	0	20	14	21	1	76	0	20	2	34	0	18	5	23	0	23	257
Sep 14	THE CITADEL	33	183	2	25	7	118	1	33	7	13	0	118	1	33	4	157	0	52	2	0	0	3	301
Sep 28	at Temple	35	131	0	17	14	174	0	42	14	35	1	174	0	42	3	50	0	21	0	0	0	0	305
Oct 05	NORTH CAROLINA	29	150	1	43	11	171	2	39	11	24	2	171	2	39	5	110	0	31	3	16	0	8	321
Oct 12	at Duke	40	173	2	25	15	206	1	40	15	35	0	206	1	40	2	37	0	26	1	9	0	0	379
Oct 19	at Miami (FL)	45	207	1	22	10	138	2	41	10	19	0	138	2	41	1	8	0	8	0	0	0	0	345
Opponents		276	1182	9	43	78	1020	7	54	78	165	6	1020	7	54	20	436	0	52	12	48	0	23	2202
		332	1583	15	90	105	1299	10	62	105	183	5	1299	10	62	13	254	0	32	15	196	1	52	2882

Games: 7 • Avg/rush: 4.3 • Avg/catch: 13.1 • Pass effic: 105.93 • KR avg: 21.8 • PR avg: 4.0 • All purpose avg/game: 393.0 • Total offense

Date	Opponent	Tackles				Sacks no-yds	Fumble		Pass Defense			blkd kick	PAT Attempts			off							
		ua	a	total	tfl-yds		ff	fr-yds	int-yds	qbh	brup		kick	rush	rcv	saf	t/o	pts					
Aug 2	at Clemson	51	22	73	6.0-7	0.0-0	1	1-0	2	39	0	2	0	2	2	0	0	0	0	0	0	0	14
Sep 0	SOUTH FLORIDA	40	10	50	9.0-31	4.0-22	2	2-2	0	0	2	4	0	2	2	0	0	0	0	0	0	0	14
Sep 1	THE CITADEL	48	44	92	4.0-14	1.0-4	2	0-0	1	8	0	1	0	1	2	0	1	0	0	0	0	24	
Sep 2	at Temple	42	30	72	3.0-9	1.0-6	0	0-0	1	0	3	3	0	0	0	0	0	0	1	0	0	2	
Oct 05	NORTH CAROLINA	56	34	90	7.0-24	1.0-7	1	0-0	1	18	2	3	0	2	2	0	1	0	0	0	0	22	
Oct 12	at Duke	38	46	84	3.0-7	2.0-6	0	0-0	0	0	1	4	1	2	2	0	0	0	0	0	0	23	
Oct 19	at Miami (FL)	39	16	55	6.0-31	3.0-26	1	1-0	0	0	4	6	1	4	4	0	0	0	0	7	28		
Opponents		314	202	516	38.0-123	12.0-71	7	4-2	5	65	12	23	2	13	14	0	2	1	7	127			
		268	162	430	57.0-202	21.0-127	7	6-74	6	90	19	20	1	27	27	0	0	0	42	213			

Date	Opponent	Punting										Field Goals			Kickoffs				
		no.	yds	avg	long	blkd	tb	fc	50+	i20	md-att	long	blkd	no.	yds	avg	tb	ob	
Aug 2	at Clemson	8	345	43.1	51	0	1	5	1	2	0	0	0	3	170	56.7	0	0	
Sep 0	SOUTH FLORIDA	6	248	41.3	55	0	0	0	2	4	0	1	0	3	155	51.7	0	0	
Sep 1	THE CITADEL	4	161	40.2	51	0	1	1	1	2	1	2	0	4	185	46.2	1	0	
Sep 2	at Temple	6	260	43.3	53	0	0	2	2	2	0	0	0	1	55	55.0	0	1	
Oct 05	NORTH CAROLINA	7	294	42.0	51	0	1	2	1	1	0	0	0	3	189	63.0	0	0	
Oct 12	at Duke	6	257	42.8	54	1	0	1	4	0	1	1	0	5	256	51.2	0	1	
Oct 19	at Miami (FL)	6	273	45.5	57	0	1	1	1	1	0	0	0	4	224	56.0	2	0	
Opponents		43	1838	42.7	57	1	4	12	12	12	2	4	0	23	1234	53.7	3	2	
		29	1232	42.5	67	1	3	1	10	11	8	13	1	42	2598	61.9	20	0	

2019 Georgia Tech Football  
Georgia Tech Opponent Game-by-Game (as of Oct 24, 2019)  
All games

OPPONENT STATISTICS

Date	Opponent	Rushing				Receiving				Passing				Kick Returns				Punt Returns				tot off		
		no.	yds	td	lg	no.	yds	td	lg	cmp	att	int	yds	td	lg	no.	yds	td	lg	no.	yds		td	lg
Aug 29	at Clemson	49	411	5	90	18	221	2	62	18	30	2	221	2	62	3	58	0	32	1	8	0	8	632
Sep 07	SOUTH FLORIDA	30	92	0	48	16	169	1	54	16	25	0	169	1	54	2	43	0	22	3	8	0	8	261
Sep 14	THE CITADEL	71	320	2	25	1	30	1	30	1	4	1	30	1	30	0	0	0	0	1	1	0	1	350
Sep 28	at Temple	49	195	2	18	9	127	0	38	9	22	1	127	0	38	0	0	0	0	2	16	0	15	322
Oct 05	NORTH CAROLINA	46	211	1	32	33	376	4	41	33	51	1	376	4	41	3	65	0	27	2	20	0	12	587
Oct 12	at Duke	55	197	4	38	11	176	0	42	11	20	0	176	0	42	3	59	0	22	4	75	1	32	373
Oct 19	at Miami (FL)	32	157	1	42	17	200	2	50	17	31	0	200	2	50	2	29	0	16	2	68	0	52	357
Georgia Tech		332	1583	15	90	105	1299	10	62	105	183	5	1299	10	62	13	254	0	32	15	196	1	52	2882
Georgia Tech		276	1182	9	43	78	1020	7	54	78	165	6	1020	7	54	20	436	0	52	12	48	0	23	2202

Games: 7 • Avg/rush: 4.8 • Avg/catch: 12.4 • Pass effic: 129.57 • KR avg: 19.5 • PR avg: 13.1 • All purpose avg/game: 488.9 • Total offense:

Date	Opponent	Tackles				Sacks no-yds	Fumble		Pass Defense			blkd kick	PAT Attempts			off		
		ua	a	total	tfl-yds		ff	fr-yds	int-yds	qbh	brup		kick	rush	rcv	saf	t/o	pts
Aug 2	at Clemson	37	34	71	8.0-43	4.0-22	1	2-0	2-19	1	3	0	7-7	0	0	0	21	52
Sep 0	SOUTH FLORIDA	55	20	75	13.0-37	2.0-17	1	1-0	1-6	0	3	0	1-1	0	0	0	7	10
Sep 1	THE CITADEL	34	14	48	6.0-27	3.0-22	0	0-0	0-0	1	3	0	3-3	0	0	0	0	27
Sep 2	at Temple	45	10	55	6.0-15	3.0-11	2	2-74	1-65	5	2	0	3-3	0	0	0	7	24
Oct 05	NORTH CAROLINA	32	22	54	6.0-20	2.0-14	0	0-0	2-0	1	2	0	5-5	0	0	0	7	38
Oct 12	at Duke	30	36	66	10.0-35	4.0-24	2	0-0	0-0	8	5	1	5-5	0	0	0	0	41
Oct 19	at Miami (FL)	35	26	61	8.0-25	3.0-17	1	1-0	0-0	3	2	0	3-3	0	0	0	0	21
Georgia Tech		268	162	430	57.0-202	21.0-127	7	6-74	6-90	19	20	1	27-27	0	0	0	42	213
Georgia Tech		314	202	516	38.0-123	12.0-71	7	4-2	5-65	12	23	2	13-14	0	2	1	7	127

Date	Opponent	Punting										Field Goals			Kickoffs				
		no.	yds	avg	long	blkd	tb	fc	50+	i20	md-att	long	blkd	no.	yds	avg	tb	ob	
Aug 2	at Clemson	3	120	40.0	43	0	0	0	0	2	1-1	51	0	9	585	65.0	6	0	
Sep 0	SOUTH FLORIDA	7	361	51.6	60	0	1	0	5	2	1-1	27	0	3	150	50.0	0	0	
Sep 1	THE CITADEL	3	114	38.0	47	0	0	0	0	0	2-3	47	0	5	322	64.4	1	0	
Sep 2	at Temple	4	148	37.0	40	0	0	0	0	1	1-1	34	0	6	391	65.2	3	0	
Oct 05	NORTH CAROLINA	4	158	39.5	51	0	0	0	1	1	1-2	32	0	7	432	61.7	2	0	
Oct 12	at Duke	5	201	40.2	52	1	2	1	3	2	2-2	36	0	8	487	60.9	5	0	
Oct 19	at Miami (FL)	3	130	43.3	67	0	0	0	1	3	0-3	0	1	4	231	57.8	3	0	
Georgia Tech		29	1232	42.5	67	1	3	1	10	11	8-13	51	1	42	2598	61.9	20	0	
Georgia Tech		43	1838	42.7	57	1	4	12	12	12	2-4	42	0	23	1234	53.7	3	2	

2019 Georgia Tech Football  
Georgia Tech Team Game-by-Game Comparison (as of Oct 24, 2019)  
All games

Opponent	Score	First Downs				Pen	Rushing Number-Yards	Passing		Total Offense Plays-Yards	Return Yards	Turn- Overs
		Total	Rush	Pass	Comp-Att-Int			Yards				
Clemson	14 - 52	13 / 29	8 / 20	5 / 9	0 / 0	45-157 / 49-411	7-18-2 / 18-30-2	137 / 221	63-294 / 79-632	79 / 85	4 / 3	
SOUTH FLORIDA	14 - 10	21 / 11	13 / 4	2 / 6	6 / 1	49-181 / 30-92	14-21-1 / 16-25-0	76 / 169	70-257 / 55-261	59 / 57	2 / 2	
THE CITADEL	24 - 27	14 / 25	10 / 21	4 / 1	0 / 3	33-183 / 71-320	7-13-0 / 1-4-1	118 / 30	46-301 / 75-350	165 / 1	0 / 1	
Temple	2 - 24	18 / 17	5 / 9	11 / 6	2 / 2	35-131 / 49-195	14-35-1 / 9-22-1	174 / 127	70-305 / 71-322	50 / 155	3 / 1	
NORTH CAROLINA	22 - 38	14 / 34	7 / 14	7 / 19	0 / 1	29-150 / 46-211	11-24-2 / 33-51-1	171 / 376	53-321 / 97-587	144 / 85	2 / 1	
Duke	23 - 41	20 / 20	11 / 13	9 / 5	0 / 2	40-173 / 55-197	15-35-0 / 11-20-0	206 / 176	75-379 / 75-373	46 / 134	0 / 0	
Miami (FL)	28 - 21	18 / 21	12 / 6	4 / 11	2 / 4	45-207 / 32-157	10-19-0 / 17-31-0	138 / 200	64-345 / 63-357	8 / 97	1 / 1	
Totals	12 - 21	11 / 15	66 / 87	42 / 57	10 / 13	276-118 / 332-158	78-165-6 / 105-183-5	102 / 129	441-220 / 515-288	551 / 614	12 / 9	

Opponent	3rd Down Conversions	4th Down Conversions	Time of Possession	TOP Margin	Avg Yds/Rush	Avg Yds/Pass	Avg Yds/Play	Punting Number-Avg	Penalties Number-Yards	Sacks
Clemson	5-16 / 6-12	0-2 / 1-2	27:12 / 32:48	-5:36	3.5 / 8.4	7.6 / 7.4	4.7 / 8.0	8-43.1 / 3-40.0	2-10 / 6-43	0 / 4
SOUTH FLORIDA	5-14 / 4-15	0-0 / 2-2	32:35 / 27:25	5:10	3.7 / 3.1	3.6 / 6.8	3.7 / 4.7	6-41.3 / 7-51.6	2-20 / 9-95	4 / 2
THE CITADEL	3-9 / 8-16	0-1 / 1-1	18:10 / 41:50	-23:40	5.5 / 4.5	9.1 / 7.5	6.5 / 4.7	4-40.2 / 3-38.0	8-80 / 5-55	1 / 3
Temple	2-14 / 7-16	2-4 / 2-3	27:01 / 32:59	-5:58	3.7 / 4.0	5.0 / 5.8	4.4 / 4.5	6-43.3 / 4-37.0	4-38 / 10-70	1 / 3
NORTH CAROLINA	4-11 / 11-19	0-0 / 1-1	23:06 / 36:54	-13:48	5.2 / 4.6	7.1 / 7.4	6.1 / 6.1	7-42.0 / 4-39.5	3-25 / 6-61	1 / 2
Duke	8-18 / 6-16	0-2 / 3-3	27:32 / 32:28	-4:56	4.3 / 3.6	5.9 / 8.8	5.1 / 5.0	6-42.8 / 5-40.2	6-55 / 4-25	2 / 4
Miami (FL)	6-14 / 5-13	2-2 / 0-1	31:58 / 28:02	3:56	4.6 / 4.9	7.3 / 6.5	5.4 / 5.7	6-45.5 / 3-43.3	9-82 / 4-25	3 / 3
Totals	33-96 / 47-10	4-11 / 10-13	187:34 / 232:26	-44:52	4.3 / 4.8	6.2 / 7.1	5.0 / 5.6	43-42.7 / 29-42.5	34-31 / 44-37	12 / 21

Note: Game totals are displayed in the format TEAM/OPPONENT for each category

2019 Georgia Tech Football  
Georgia Tech By-Quarter Statistics (as of Oct 24, 2019)  
All games

3rd-Down Conversions

Date	Opponent	Score	Overall		1st Qtr		2nd Qtr		3rd Qtr		4th Qtr		Overtime	
Aug 29, 201	at Clemson	L 14-52	5-16	31.2	1-4	25.0	1-6	16.7	1-3	33.3	2-3	66.7		
Sep 07, 201	SOUTH FLORIDA	14-10	5-14	35.7	1-4	25.0	2-4	50.0	2-3	66.7	0-3	0.0		
Sep 14, 201	THE CITADEL	L 24-27	3-9	33.3	2-4	50.0	0-1	0.0	0-2	0.0	1-1	100.0	0-1	0.0
Sep 28, 201	at Temple	L 2-24	2-14	14.3	2-5	40.0	0-3	0.0	0-2	0.0	0-4	0.0		
Oct 05, 201	NORTH CAROLINA	L 22-38	4-11	36.4	0-2	0.0	2-4	50.0	1-3	33.3	1-2	50.0		
Oct 12, 201	at Duke	L 23-41	8-18	44.4	2-3	66.7	1-5	20.0	2-5	40.0	3-5	60.0		
Oct 19, 201	at Miami (FL)	28-21	6-14	42.9	0-3	0.0	0-2	0.0	4-5	80.0	2-4	50.0	0-0	0.0
	Georgia Tech		33-96	34.4	8-25	32.0	6-25	24.0	10-23	43.5	9-22	40.9	0-1	0.0
	Opponents		47-10	43.9	14-29	48.3	15-29	51.7	10-24	41.7	7-22	31.8	1-3	33.3

4th-Down Conversions

Date	Opponent	Score	Overall		1st Qtr		2nd Qtr		3rd Qtr		4th Qtr		Overtime	
Aug 29, 201	at Clemson	L 14-52	0-2	0.0	0-0	0.0	0-2	0.0	0-0	0.0	0-0	0.0		
Sep 07, 201	SOUTH FLORIDA	14-10	0-0	0.0	0-0	0.0	0-0	0.0	0-0	0.0	0-0	0.0		
Sep 14, 201	THE CITADEL	L 24-27	0-1	0.0	0-0	0.0	0-0	0.0	0-1	0.0	0-0	0.0	0-0	0.0
Sep 28, 201	at Temple	L 2-24	2-4	50.0	0-1	0.0	1-1	100.0	0-0	0.0	1-2	50.0		
Oct 05, 201	NORTH CAROLINA	L 22-38	0-0	0.0	0-0	0.0	0-0	0.0	0-0	0.0	0-0	0.0		
Oct 12, 201	at Duke	L 23-41	0-2	0.0	0-0	0.0	0-1	0.0	0-1	0.0	0-0	0.0		
Oct 19, 201	at Miami (FL)	28-21	2-2	100.0	1-1	100.0	0-0	0.0	0-0	0.0	1-1	100.0	0-0	0.0
	Georgia Tech		4-11	36.4	1-2	50.0	1-4	25.0	0-2	0.0	2-3	66.7	0-0	0.0
	Opponents		10-13	76.9	3-3	100.0	3-3	100.0	2-3	66.7	2-3	66.7	0-1	0.0

Time of Possession

Date	Opponent	Score	Overall		1st Qtr		2nd Qtr		3rd Qtr		4th Qtr		Overtime	
Aug 29, 201	at Clemson	L 14-52	27:12		6:24		9:10		5:54		5:44			
Sep 07, 201	SOUTH FLORIDA	14-10	32:35		7:35		9:03		5:27		10:30			
Sep 14, 201	THE CITADEL	L 24-27	18:10		5:47		3:35		5:40		3:08		0:00	
Sep 28, 201	at Temple	L 2-24	27:01		8:03		3:56		8:50		6:12			
Oct 05, 201	NORTH CAROLINA	L 22-38	23:06		5:03		7:59		5:47		4:17			
Oct 12, 201	at Duke	L 23-41	27:32		7:25		6:15		7:11		6:41			
Oct 19, 201	at Miami (FL)	28-21	31:58		7:38		6:18		10:10		7:52		0:00	
	Georgia Tech	Total	187:34		47:55		46:16		48:59		44:24		0:00	
		Avg.	26:47		6:50		6:36		6:59		6:20		0:00	
	Opponents	Total	232:26		57:05		58:44		56:01		60:36		0:00	
		Avg.	33:12		8:09		8:23		8:00		8:39		0:00	

2019 Georgia Tech Football  
Georgia Tech Red-Zone Results (as of Oct 24, 2019)  
All games

Georgia Tech Inside Opponent Red-Zone

Date	Opponent	Score	Times In RZ	Times Score	Total Pts	Rush TDs	Pass TDs	FGs Made	Failed to score inside RZ						
									FGA	Down	Int	Fum	Half	Gam	
Aug 29, 201	at Clemson	L 14-52	2	1	7	1	1	0	0	0	1	0	0	0	
Sep 07, 201	SOUTH FLORIDA	14-10	2	2	14	2	2	0	0	0	0	0	0	0	
Sep 14, 201	THE CITADEL	L 24-27	2	2	9	1	1	0	1	0	0	0	0	0	
Sep 28, 201	at Temple	L 2-24	3	0	0	0	0	0	0	0	1	1	1	0	
Oct 05, 201	NORTH CAROLINA	L 22-38	1	1	8	1	1	0	0	0	0	0	0	0	
Oct 12, 201	at Duke	L 23-41	4	3	20	3	2	1	0	0	0	0	0	1	
Oct 19, 201	at Miami (FL)	28-21	1	0	0	0	0	0	0	0	0	1	0	0	
Totals			15	9	58	8	7	1	1	0	1	2	2	1	0
9 of 15 (60.0%)															

Opponents Inside Georgia Tech Red-Zone

Date	Opponent	Score	Times In RZ	Times Score	Total Pts	Rush TDs	Pass TDs	FGs Made	Failed to score inside RZ						
									FGA	Down	Int	Fum	Half	Gam	
Aug 29, 201	at Clemson	L 14-52	4	3	21	3	3	0	0	0	1	0	0	0	0
Sep 07, 201	SOUTH FLORIDA	14-10	3	2	10	1	0	1	1	0	0	0	1	0	0
Sep 14, 201	THE CITADEL	L 24-27	4	2	10	1	1	0	1	1	0	1	0	0	0
Sep 28, 201	at Temple	L 2-24	4	3	17	2	2	0	1	0	0	1	0	0	0
Oct 05, 201	NORTH CAROLINA	L 22-38	7	6	38	5	1	4	1	1	0	0	0	0	0
Oct 12, 201	at Duke	L 23-41	6	6	34	4	4	0	2	0	0	0	0	0	0
Oct 19, 201	at Miami (FL)	28-21	7	3	21	3	1	2	0	3	0	0	0	1	0
Totals			35	25	151	19	12	7	6	5	1	2	1	1	0
25 of 35 (71.4%)															

2019 Georgia Tech Football  
 Georgia Tech Game Superlatives (as of Oct 24, 2019)  
 All games

INDIVIDUAL GAME HIGHS

Rushes	20	Tobias Oliver at Clemson (Aug 29, 2019)
	20	Jordan Mason vs South Florida (Sep 07, 2019)
	20	Jordan Mason at Miami (FL) (Oct 19, 2019)
Yards Rushing	141	Jordan Mason at Miami (FL) (Oct 19, 2019)
TD Rushes	2	Jordan Mason vs The Citadel (Sep 14, 2019)
Long Rush	43	Jordan Mason vs North Carolina (Oct 05, 2019)
Pass attempts	35	James Graham at Duke (Oct 12, 2019)
Pass completions	15	James Graham at Duke (Oct 12, 2019)
Yards Passing	206	James Graham at Duke (Oct 12, 2019)
TD Passes	2	James Graham vs North Carolina (Oct 05, 2019)
Long Pass	54	Tobias Oliver at Clemson (Aug 29, 2019)
Receptions	4	Jalen Camp at Temple (Sep 28, 2019)
	4	Tyler Davis at Duke (Oct 12, 2019)
Yards Receiving	71	Jalen Camp vs The Citadel (Sep 14, 2019)
TD Receptions	1	Ahmarean Brown at Clemson (Aug 29, 2019)
	1	Jalen Camp vs The Citadel (Sep 14, 2019)
	1	Ahmarean Brown vs North Carolina (Oct 05, 2019)
	1	Malachi Carter vs North Carolina (Oct 05, 2019)
	1	Jerry Howard Jr. at Duke (Oct 12, 2019)
	1	Ahmarean Brown at Miami (FL) (Oct 19, 2019)
	1	Nathan Cottrell at Miami (FL) (Oct 19, 2019)
Long Reception	54	Jerry Howard Jr. at Clemson (Aug 29, 2019)
Field Goals	1	Brenton King vs The Citadel (Sep 14, 2019)
	1	Brenton King at Duke (Oct 12, 2019)
Long Field Goal	42	Brenton King at Duke (Oct 12, 2019)
Punts	8	Pressley Harvin III at Clemson (Aug 29, 2019)
Punting Avg	51.4	Pressley Harvin III at Duke (Oct 12, 2019)
Long Punt	57	Pressley Harvin III at Miami (FL) (Oct 19, 2019)
Punts inside 20	4	Pressley Harvin III vs South Florida (Sep 07, 2019)
Long Punt Return	23	Ahmarean Brown vs South Florida (Sep 07, 2019)
Long Kickoff Return	52	Tobias Oliver vs The Citadel (Sep 14, 2019)
Tackles	16	David Curry vs North Carolina (Oct 05, 2019)
Sacks	2.0	Charlie Thomas vs South Florida (Sep 07, 2019)
Tackles For Loss	2.0	Jaquan Henderson at Clemson (Aug 29, 2019)
	2.0	Tariq Carpenter vs South Florida (Sep 07, 2019)
	2.0	Charlie Thomas vs South Florida (Sep 07, 2019)
	2.0	Quez Jackson vs South Florida (Sep 07, 2019)
	2.0	Charlie Thomas vs North Carolina (Oct 05, 2019)
	2.0	Kelton Dawson vs North Carolina (Oct 05, 2019)
Interceptions	1	Kaleb Oliver at Clemson (Aug 29, 2019)
	1	Tre Swilling at Clemson (Aug 29, 2019)
	1	David Curry vs The Citadel (Sep 14, 2019)
	1	Kaleb Oliver at Temple (Sep 28, 2019)
	1	Antwan Owens vs North Carolina (Oct 05, 2019)

2019 Georgia Tech Football  
 Georgia Tech Game Superlatives (as of Oct 24, 2019)  
 All games

TEAM GAME HIGHS

Rushes	49	vs South Florida (Sep 07, 2019)
Yards Rushing	207	at Miami (FL) (Oct 19, 2019)
Yards Per Rush	5.5	vs The Citadel (Sep 14, 2019)
TD Rushes	2	vs South Florida (Sep 07, 2019)
	2	vs The Citadel (Sep 14, 2019)
	2	at Duke (Oct 12, 2019)
Pass attempts	35	at Temple (Sep 28, 2019)
	35	at Duke (Oct 12, 2019)
Pass completions	15	at Duke (Oct 12, 2019)
Yards Passing	206	at Duke (Oct 12, 2019)
Yards Per Pass	9.1	vs The Citadel (Sep 14, 2019)
TD Passes	2	vs North Carolina (Oct 05, 2019)
	2	at Miami (FL) (Oct 19, 2019)
Total Plays	75	at Duke (Oct 12, 2019)
Total Offense	379	at Duke (Oct 12, 2019)
Yards Per Play	6.5	vs The Citadel (Sep 14, 2019)
Points	28	at Miami (FL) (Oct 19, 2019)
Sacks By	4	vs South Florida (Sep 07, 2019)
First Downs	21	vs South Florida (Sep 07, 2019)
Penalties	9	at Miami (FL) (Oct 19, 2019)
Penalty Yards	82	at Miami (FL) (Oct 19, 2019)
Turnovers	4	at Clemson (Aug 29, 2019)
Interceptions By	2	at Clemson (Aug 29, 2019)
Punts	8	at Clemson (Aug 29, 2019)
Punting Avg	45.5	at Miami (FL) (Oct 19, 2019)
Long Punt	57	at Miami (FL) (Oct 19, 2019)
Punts inside 20	4	vs South Florida (Sep 07, 2019)
Long Punt Return	23	vs South Florida (Sep 07, 2019)



2019 Georgia Tech Football  
 Georgia Tech Game Superlatives (as of Oct 24, 2019)  
 All games

OPPONENT INDIVIDUAL GAME HIGHS

Rushes	29	DAVIS,Re'Mahn, at Temple (Sep 28, 2019)
Yards Rushing	205	ETIENNE, at Clemson (Aug 29, 2019)
TD Rushes	3	ETIENNE, at Clemson (Aug 29, 2019)
Long Rush	90	ETIENNE, at Clemson (Aug 29, 2019)
Pass attempts	51	Howell, S, vs North Carolina (Oct 05, 2019)
Pass completions	33	Howell, S, vs North Carolina (Oct 05, 2019)
Yards Passing	376	Howell, S, vs North Carolina (Oct 05, 2019)
TD Passes	4	Howell, S, vs North Carolina (Oct 05, 2019)
Long Pass	62	LAWRENCE, at Clemson (Aug 29, 2019)
Receptions	8	Newsome, D, vs North Carolina (Oct 05, 2019)
Yards Receiving	98	HIGGINS, at Clemson (Aug 29, 2019)
TD Receptions	1	HIGGINS, at Clemson (Aug 29, 2019)
	1	LADSON, at Clemson (Aug 29, 2019)
	1	FORD, Johnny, vs South Florida (Sep 07, 2019)
	1	Raleigh Webb, vs The Citadel (Sep 14, 2019)
	1	Corrales, B, vs North Carolina (Oct 05, 2019)
	1	Brown, D, vs North Carolina (Oct 05, 2019)
	1	Walston, G, vs North Carolina (Oct 05, 2019)
	1	Newsome, D, vs North Carolina (Oct 05, 2019)
	1	Osborn, K., at Miami (FL) (Oct 19, 2019)
	1	Harris, C., at Miami (FL) (Oct 19, 2019)
Long Reception	62	HIGGINS, at Clemson (Aug 29, 2019)
Field Goals	2	Jacob Godek, vs The Citadel (Sep 14, 2019)
	2	Reed,A., at Duke (Oct 12, 2019)
Long Field Goal	51	POTTER, at Clemson (Aug 29, 2019)
Punts	7	SCHNEIDER, T, vs South Florida (Sep 07, 2019)
Punting Avg	51.6	SCHNEIDER, T, vs South Florida (Sep 07, 2019)
Long Punt	67	Hedley, L., at Miami (FL) (Oct 19, 2019)
Punts inside 20	3	Hedley, L., at Miami (FL) (Oct 19, 2019)
Long Punt Return	52	Osborn, K., at Miami (FL) (Oct 19, 2019)
Long Kickoff Return	32	NGATA, at Clemson (Aug 29, 2019)
Tackles	13	Quarterman, S., at Miami (FL) (Oct 19, 2019)
Sacks	3.0	Dimukeje,V., at Duke (Oct 12, 2019)
Tackles For Loss	3.0	Dimukeje,V., at Duke (Oct 12, 2019)
Interceptions	1	D. JOHNSON, at Clemson (Aug 29, 2019)
	1	MUSE, at Clemson (Aug 29, 2019)
	1	SAILS, KJ, vs South Florida (Sep 07, 2019)
	1	WALLS,Benny, at Temple (Sep 28, 2019)
	1	Ford, D, vs North Carolina (Oct 05, 2019)
	1	Chapman, D, vs North Carolina (Oct 05, 2019)

2019 Georgia Tech Football  
 Georgia Tech Game Superlatives (as of Oct 24, 2019)  
 All games

OPPONENT TEAM GAME HIGHS

Rushes	71	vs The Citadel (Sep 14, 2019)
Yards Rushing	411	at Clemson (Aug 29, 2019)
Yards Per Rush	8.4	at Clemson (Aug 29, 2019)
TD Rushes	5	at Clemson (Aug 29, 2019)
Pass attempts	51	vs North Carolina (Oct 05, 2019)
Pass completions	33	vs North Carolina (Oct 05, 2019)
Yards Passing	376	vs North Carolina (Oct 05, 2019)
Yards Per Pass	8.8	at Duke (Oct 12, 2019)
TD Passes	4	vs North Carolina (Oct 05, 2019)
Total Plays	97	vs North Carolina (Oct 05, 2019)
Total Offense	632	at Clemson (Aug 29, 2019)
Yards Per Play	8.0	at Clemson (Aug 29, 2019)
Points	52	at Clemson (Aug 29, 2019)
Sacks By	4	at Clemson (Aug 29, 2019)
	4	at Duke (Oct 12, 2019)
First Downs	34	vs North Carolina (Oct 05, 2019)
Penalties	10	at Temple (Sep 28, 2019)
Penalty Yards	95	vs South Florida (Sep 07, 2019)
Turnovers	3	at Clemson (Aug 29, 2019)
Interceptions By	2	at Clemson (Aug 29, 2019)
	2	vs North Carolina (Oct 05, 2019)
Punts	7	vs South Florida (Sep 07, 2019)
Punting Avg	51.6	vs South Florida (Sep 07, 2019)
Long Punt	67	at Miami (FL) (Oct 19, 2019)
Punts inside 20	3	at Miami (FL) (Oct 19, 2019)
Long Punt Return	52	at Miami (FL) (Oct 19, 2019)