

# GEORGIA TECH

127<sup>TH</sup> SEASON • 4 NATIONAL CHAMPIONSHIPS • 15 CONFERENCE CHAMPIONSHIPS • 45 BOWL APPEARANCES • 25 BOWL VICTORIES

## GEORGIA TECH (2-8, 1-6 ACC) vs. NC STATE (4-6, 1-5 ACC)

THURSDAY, NOVEMBER 21, 2019 • 8 P.M. ET • ATLANTA, GA. • BOBBY DODD STADIUM (55,000)

### MATCHUP AT A GLANCE 4-6



#### GEORGIA TECH

2-8 (1-6 ACC)	vs.	NC STATE
Atlanta, Ga.	Record	4-6 (1-5 ACC)
1885	Location	Raleigh, N.C.
35,000	Founded	1887
Yellow Jackets, Ramblin' Wreck	Enrollment	35,479
Tech Gold and White	Nickname	Wolfpack
Atlantic Coast (Coastal Division)	Colors	Red and White
Bobby Dodd Stadium at Historic Grant Field (55,000)	Conference	Atlantic Coast (Atlantic Division)
Geoff Collins	Stadium (Capacity)	Carter-Finley Stadium (57,600)
2-8 (1st season)	Head Coach	Dave Doeren
17-18 (3rd season)	Head Coach's Record at School	47-40 (7th season)
None	Head Coach's Overall Record	70-44 (9th season)
Spread Pro-Style	National Ranking	None
16.5 (14th/119th)	Basic Offense	Multiple
146.4 (8th/87th)	Points Per Game (Conference/National Rank)	22.9 (12th/105th)
143.8 (14th/120th)	Rushing Yards Per Game (Conference/National Rank)	145.2 (9th/88th)
290.2 (14th/125th)	Passing Yards Per Game (Conference/National Rank)	236.5 (10th/62nd)
4-2-5 Effort Based	Total Yards Per Game (Conference/National Rank)	381.7 (10th/87th)
31.1 (12th/93rd)	Basic Defense	Multiple
213.4 (14th/119th)	Points Allowed Per Game (Conference/National Rank)	29.2 (10th/79th)
198.4 (4th/29th)	Rushing Yards Allowed Per Game (Conference/National Rank)	127.5 (6th/31st)
411.8 (9th/75th)	Passing Yards Allowed Per Game (Conference/National Rank)	249.7 (10th/95th)
L, 45-0 vs. Virginia Tech (Nov. 16, 2019)	Total Yards Allowed Per Game (Conference/National Rank)	377.2 (7th/53rd)
	Last Game	L, 34-20 vs. Louisville (Nov. 16, 2019)

### TOP STORYLINES

- Georgia Tech wraps up its Atlantic Coast Conference schedule on Thursday night with a cross-divisional matchup versus NC State.
- Georgia Tech and NC State are squaring off for the 30th time overall, dating back to 1918, and 28th time since Tech began ACC play in 1983.
- However, due to the Yellow Jackets (Coastal Division) and Wolfpack (Atlantic Division) being put on opposite sides of the ledger when the ACC split into divisions in 2005, they have only met on the gridiron three times in the past 12 years (2010, 2011 and 2014). This week's visit to Bobby Dodd Stadium is NC State's first since 2010.
- Georgia Tech leads the all-time series, 19-10. The Yellow Jackets have won 12 of the last 15 matchups in the series, dating back to 1995.
- Since the ACC began divisional play in 2005, Georgia Tech is 18-4 in regular-season games against rotating opponents from the Atlantic Division (the Yellow Jackets play every member of the Atlantic Division besides Clemson on a rotating basis — Clemson is the Jackets' permanent crossover opponent from the Coastal). However, NC State is the only rotating opponent from the Atlantic Division that has beaten Tech twice since '05, with wins over the Jackets in 2005 and 2010.
- Georgia Tech has a long history of hosting nationally televised ACC games on Thursday nights at Bobby Dodd Stadium. This week marks the 22nd time since beginning ACC play in 1983 and the 21st time in the past 29 seasons (since 1991) that the Yellow Jackets are playing an ACC opponent in a nationally televised Thursday night game at Bobby Dodd.

### SERIES HISTORY

**Series Record (Streak):** ..... Georgia Tech leads 19-10 (GT, W2)  
**at Georgia Tech:** ..... Georgia Tech leads 10-4  
**at NC State:** ..... Georgia Tech leads 9-6  
**Neutral Sites:** ..... N/A  
**Last Meeting:** ..... Georgia Tech 56, NC State 23 (Oct. 18, 2014 - Raleigh, N.C.)



#### NC STATE

### 2019 GEORGIA TECH SCHEDULE/RESULTS

• Overall: **2-8** | ACC: **1-6** | Place: **7th (Coastal)**  
• Home: **1-4** | Away: **1-4** | Neutral: **0-0** | Streak: **L3**

Date	Opponent	Time/Result	TV
Aug. 29 (Thu.)	at No. 1/1 Clemson*	L, 52-14	ACCN
Sept. 7	<b>USF</b>	W, 14-10	ACCN
Sept. 14	<b>THE CITADEL</b>	L, 27-24 <sup>OT</sup>	ACC RSN
Sept. 28	at Temple	L, 24-2	CBSN
Oct. 5	<b>NORTH CAROLINA*</b>	L, 38-22	ACCN
Oct. 12	at Duke*	L, 41-23	ACC RSN
Oct. 19	at Miami (Fla.)*	W, 28-21 <sup>OT</sup>	ACCN
Nov. 2	<b>PITT*</b>	L, 20-10	ACC RSN
Nov. 9	at RV/RV Virginia*	L, 33-28	ACC RSN
Nov. 16	<b>RV/RV VA. TECH*</b>	L, 45-0	ACC RSN
Nov. 21 (Thu.)	<b>NC STATE*</b>	8 p.m.	ESPN
Nov. 30	<b>No. 5/5 GEORGIA</b>	TBA	TBA

All times Eastern; Home games in **BOLD CAPS**

\* ACC game

Ranks for past/current games = AP/Coaches ranks at time of game

Ranks for future games = current AP/Coaches rank

### ON THE AIR

TV: ESPN

- **Play-by-Play** ..... Adam Amin
- **Analyst** ..... Matt Hasselbeck
- **Analyst** ..... Pat McAfee
- **Sideline Reporter** ..... Molly McGrath
- Online: WatchESPN.com

**RADIO:** Georgia Tech IMG Sports Network

- **Play-by-Play** ..... Andy Demetra
- **Analyst** ..... Sean Bedford
- **Sideline Reporter** ..... Wiley Ballard
- In Atlanta: 680 AM/93.7 FM The Fan
- Across Georgia: Visit RamblinWreck.com for 31-station affiliate list
- Satellite: Sirius 84 / XM 84
- Mobile App: GT Gameday
- TuneIn: buzz.gt/LiveTuneIn

### GEORGIA TECH'S LAST GAME

<b>vs. Virginia Tech</b>	L, 45-0
<b>Date</b>	Nov. 16
<b>Location</b>	Atlanta, Ga. (Bobby Dodd Stadium)
<b>Total Offense</b>	134
<b>Rushing</b>	53
<b>Passing</b>	81
<b>Turnovers</b>	2
<b>Total Defense</b>	461
<b>Rushing</b>	238
<b>Passing</b>	223
<b>Takeaways</b>	0
<b>Passing Leader</b>	
James Graham	7-14-2, 43 yds.
<b>Receiving Leaders</b>	
Adonias Sanders	2 rec., 22 yds.
Tyler Davis	2 rec., 17 yds.
<b>Rushing Leaders</b>	
Christian Malloy	4 att., 21 yds.
Jamious Griffin	2 att., 21 yds.
<b>Defensive Leaders</b>	
David Curry	7 tackles (4 solo), 0.5 TFL
Charlie Thomas	6 tackles (6 solo)
Jordan Domineck	5 tackles, 1.0 TFL, 0.5 sack

### TALE OF THE TAPE

Average heights and weights of players listed Above The Line  
(Georgia Tech)/on the depth chart (NC State):

Georgia Tech	NC State
6-4, 300	<b>Offensive Line</b> ..... 6-3, 302
6-4, 239	<b>Tight Ends</b> ..... 6-5, 253
6-1, 209	<b>Offensive Backs (QB and RB)</b> ..... 6-1, 206
6-1, 185	<b>Receivers</b> ..... 6-1, 201
6-3, 269	<b>Defensive Line</b> ..... 6-3, 275
6-1, 221	<b>Linebackers</b> ..... 6-3, 231
6-2, 197	<b>Defensive Backs</b> ..... 6-2, 199

### TOP PERFORMERS AT A GLANCE

PASSING	COMP.	ATT.	INT.	YDS.	TD
<b>Georgia Tech</b>					
James Graham	75	158	7	995	8
<b>NC State</b>					
Devin Leary	75	159	3	894	6
<b>RUSHING</b>	<b>ATT.</b>	<b>YDS.</b>	<b>AVG.</b>	<b>TD</b>	
<b>Georgia Tech</b>					
Jordan Mason	134	721	5.4	7	
<b>NC State</b>					
Zonovan Knight	406	589	5.6	4	
<b>RECEIVING</b>	<b>NO.</b>	<b>YDS.</b>	<b>AVG.</b>	<b>TD</b>	
<b>Georgia Tech</b>					
Ahmarean Brown	18	365	20.3	5	
<b>NC State</b>					
Emeka Emezie	51	521	10.2	2	
<b>TACKLES</b>	<b>UT</b>	<b>AT</b>	<b>TT</b>	<b>TFL</b>	<b>SACK</b>
<b>Georgia Tech</b>					
David Curry	41	40	81	4.0	2.0
<b>NC State</b>					
Tanner Ingle	35	31	66	5.0	0.5

## GEORGIA TECH MEDIA AVAILABILITY

SUN 17	MON 18	TUE 19	WED 20	THU 21	FRI 22	SAT 23
NO AVAILABILITY	<p><b>Approx. 4 p.m.</b> - Practice open to media for approximately 20 min. (Rose Bowl Field/Brock Football Practice Facility – enter at gate at corner of Fowler Street and 6th Street)</p> <p><b>Approx. 5:30 p.m.</b> - Media availability: Selected student-athletes (Bobby Dodd Stadium – Gate 6 Lobby, adjacent to Callaway Plaza)</p>	<p><b>Approx. 9:15 a.m.</b> — Practice open to media for approximately 20 min. (Rose Bowl Field/Brock Football Practice Facility – enter at gate at corner of Fowler Street and 6th Street)</p> <p><b>11:30 a.m.</b> — Head coach Geoff Collins weekly press conference (Bobby Dodd Stadium – Letterwinners Lounge – enter at Gate 6, adjacent to Callaway Plaza, take elevator to Suite Level and make a left off the elevator)</p>	NO AVAILABILITY	<p><b>Postgame press conference</b> - Head coach Geoff Collins and selected student-athletes (location: Edge/Rice Center museum area – north end of Bobby Dodd Stadium)</p>	NO AVAILABILITY	NO AVAILABILITY

## GEORGIA TECH ATHLETICS COMMUNICATIONS &amp; PUBLIC RELATIONS

- **Assistant A.D./Communications & P.R. (Primary Football Contact):** Mike Flynn  
Office: (404) 894-5445 • Mobile: (828) 964-6406  
Email: mflynn@athletics.gatech.edu
- **Assistant Director/Communications & P.R. (Secondary Football Contact):** Andrew Clausen  
Office: (404) 894-5445 • Mobile: (678) 764-0867  
Email: aclausen@athletics.gatech.edu
- **Associate Director/Communications & P.R. (Football Credentials):** Mike Stamus  
Office: 404-894-5445 • Mobile: (404) 218-9723  
Email: mstamus@athletics.gatech.edu

## FOLLOW GEORGIA TECH ONLINE

OFFICIAL WEBSITE: [www.RamblinWreck.com](http://www.RamblinWreck.com)

@GTathletics  
@GeorgiaTechFB  
@GTFootball  
@CoachCollins



/GTathletics  
/GTFootball



@GTathletics  
@GeorgiaTechFB



TogetherWeSwarm



RamblinWreckTube

## GEORGIA TECH FOOTBALL BY THE NUMBERS

3

As a team, Georgia Tech has blocked three kicks this season, all in the last five games (blocked punt on Oct. 12 at Duke, blocked field goal on Oct. 19 at Miami, blocked punt Nov. 2 vs. Pitt). The Yellow Jackets' two blocked punts are tied for fourth in NCAA Division I FBS this season and its three total blocked kicks are tied for eighth nationally.

5

Georgia Tech Fr. WR **Ahmarean Brown** has five touchdown receptions this season, which is just two shy of the Georgia Tech freshman record of seven, set by Calvin Johnson as a true freshman in 2004.

8

Georgia Tech r-Fr. QB **James Graham** has eight touchdown passes this season, which is most by a Georgia Tech freshman since Reggie Ball threw for 10 touchdowns as a true freshman in 2003.

8

With season-ending injuries to WR **Jalen Camp**, OL **Kenny Cooper** and OL/DL **Jahaziel Lee**, Georgia Tech is down to eight seniors on its active roster. Texas A&M is the only NCAA Division I FBS teams with fewer seniors (6).

22

This week's game marks the 22nd time since Georgia Tech began ACC play in 1983 and the 21st time in the last 29 seasons (since 1991) that the Yellow Jackets are hosting a nationally televised ACC game on a Thursday night.

55

Georgia Tech's roster includes 55 freshmen (28 true and 27 redshirt), the 11th-most total freshmen on any NCAA Division I FBS roster this season.

72

Seventy-two percent of Georgia Tech's receiving yards this year have been recorded by freshmen and sophomores.

94

Ninety-four percent of Georgia Tech's rushing yards this year have been recorded by freshmen and sophomores.

98

Ninety-eight percent of Georgia Tech's passing yards this year have been recorded by freshmen and sophomores.

## A GEORGIA TECH WIN WOULD ...

- up the Yellow Jackets to 3-8 on the season;
- give it a final ACC record of 2-6;
- be its first win in a Thursday night ACC game at Bobby Dodd Stadium since a 30-27 victory over Clemson on Sept. 10, 2009 and snap the Yellow Jackets four-game losing streak in Thursday night ACC home games;
- be its third-straight win over NC State and its 13th victory in its last 16 matchups with the Wolfpack;
- be its first home win over NC State since 2003, snapping a two-game skid against the Wolfpack at Bobby Dodd Stadium.

## A GEORGIA TECH LOSS WOULD ...

- drop it to 2-9 on the season and 1-7 in ACC play;
- be its fifth-straight loss in Thursday night ACC games at Bobby Dodd Stadium;
- be third-straight home loss to NC State.

## GEORGIA TECH'S 20TH HEAD COACH — GEOFF COLLINS

Geoff Collins, an Atlanta area native and one of college football's most successful and innovative coaches, was named the 20th football head coach in Georgia Tech history on Dec. 7, 2018.

Born in Decatur, Ga. and raised in Conyers, Ga., Collins took the reins at Georgia Tech after serving as the head coach at Temple University in 2017 and 2018. At Temple, he put together the most successful first two seasons by a head coach in the school's 121-year football history.

Collins compiled 15 wins and led Temple to two bowl games in his two seasons with the Owls, which are both school records for a coach in his first two campaigns at TU.

In his first season at Temple, Collins led the Owls a 28-3 win over Florida International in the 2017 Gasparilla Bowl, which was good for only the third bowl victory in school history and its first since 2011.

He coached the Owls to an 8-4 record and 7-1 mark in the American Athletic Conference in 2018, with Temple's only conference defeat coming at No. 8-ranked and undefeated UCF. The 8-4 campaign earned Temple a berth in the Independence Bowl.

Prior to becoming head coach at Temple, Collins was one of the nation's most respected defensive coordinators, serving in the role at Florida (2015-16), Mississippi State (2013-14, co-DC: 2011-12), FIU (2010) and his alma mater, Western Carolina (2002-05).

Highlights of his career as a coordinator included ranking among the nation's top 10 in total defense in each of his two seasons at Florida (No. 8 in 2015 and No. 5 in 2016), ranking among the top 25 nationally in total defense (18th - 2013) and scoring defense (23rd - 2014) during his two seasons calling plays at Mississippi State and leading the Sun Belt Conference in total defense, scoring defense and turnover margin in his lone campaign at FIU (2010).

He is the only coach to ever be nominated for the Broyles Award, given to college football's top assistant coach, at three different schools (FIU – 2010, Mississippi State – 2014 and Florida – 2015).

Collins' 26-year career also includes a pair of prior stints at Georgia Tech. He first came to The Flats as a graduate assistant (1999-2000), then tight ends coach (2001) under head coach George O'Leary from 1999-2001, followed by a year as director of player personnel under head coach Chan Gailey in 2006.

During his initial three seasons at Georgia Tech under O'Leary, the Yellow Jackets were 25-12 with three consecutive bowl appearances. As the Jackets' director of player personnel in 2006, Collins led the efforts to land a recruiting class that included Derrick Morgan (all-American, first-round NFL Draft pick), Morgan Burnett (all-American, third-round NFL Draft pick), Joshua Nesbitt (quarterbacked GT to two ACC Championship Games) and Jonathan Dwyer (the sixth-leading rusher in GT history).

Collins' coaching career also includes stops at Western Carolina (student assistant – 1993-94), Franklin (N.C.) H.S. (assistant coach – 1995), Fordham (linebackers coach – 1996), Albright (defensive coordinator – 1997-98), Alabama (director of player personnel – 2007) and UCF (linebackers coach/recruiting coordinator – 2008-09).

In all, Collins has recruited and/or coached more than three dozen players that have gone on to play in the National Football League. Among Collins' pupils in the NFL are Philadelphia Eagles All-Pro defensive tackle Fletcher Cox (a consensus All-American at Mississippi State and No. 12 overall pick in the 2012 NFL Draft), Tampa Bay Buccaneers cornerback Vernon Hargreaves (a consensus All-American at Florida and No. 11 overall pick in the 2016 NFL Draft), Atlanta Falcons safety Keanu Neal (the No. 17 overall pick in the 2016 NFL Draft) and Indianapolis Colts cornerback Rock Ya-Sin (who earned first-team all-American Athletic Conference honors at Temple after transferring from Presbyterian College and went on to be selected in the second round of the 2019 NFL Draft).

In addition to being renowned as a coach, strategist and evaluator, Collins is also widely recognized as the nation's top head coach when it comes to branding his football program, particularly when it comes to utilizing social media in branding and recruiting efforts. His expertise in marketing and branding has led to him being a guest lecturer for Georgia Tech's Scheller College of Business executive MBA program and a featured speaker at the 2019 Hashtag Sports conference in New York City.

His innovations in utilizing social media to aid in recruiting efforts not only helped Georgia Tech land the highest-rated recruiting class in program history in 2006-07, but also helped Alabama sign the No. 1 class in the nation in 2007-08. Alabama's 2008 signing class included running back Mark Ingram, who went on to become the first Heisman Trophy winner in Crimson Tide history in 2009.

As a student-athlete, Collins totaled 194 career tackles as an outside linebacker and defensive back at Western Carolina (1989-92). He had 68 tackles and six tackles for loss as a junior and helped lead WCU to a 7-4 record with 62 stops, including five behind the line of scrimmage, as a senior.

Collins, 48, is married to the former Jennifer Haynes. They have a daughter, Astrid (3).

### THE GEOFF COLLINS FILE

#### Personal

Hometown: Conyers, Ga.

Birthdate: April 10, 1971 (48 years old)

Education: Western Carolina, 1994

Family: Wife: Jennifer; Daughter: Astrid (3)

#### Coaching Experience

1993-94 – Western Carolina (student assistant)

1995 – Franklin (N.C.) H.S. (assistant coach)

1996 – Fordham (linebackers coach)

1997-98 – Albright (defensive coordinator)

1999-2000 – Georgia Tech (graduate assistant)

2001 – Georgia Tech (tight ends coach)

2002-05 – Western Carolina (defensive coordinator)

2006 – Georgia Tech (recruiting coordinator)

2007 – Alabama (director of player personnel)

2008-09 – UCF (linebackers coach/recruiting coordinator)

2010 – Florida International (defensive coordinator)

2011-12 – Mississippi State (co-defensive coordinator)

2013-14 – Mississippi State (defensive coordinator)

2015-16 – Florida (defensive coordinator)

2017-18 – Temple (head coach)

2019 — Georgia Tech (head coach)

#### Previous Head Coaching Experience

2017 – Temple

7-6 overall, 4-4 AAC

def. Florida International, 28-3, in 2017 Gasparilla Bowl

2018 – Temple

8-4 overall, 7-1 AAC

faced Duke in 2018 Independence Bowl

### COLLINS' CAREER HIGHLIGHTS

- 27th season in the college football coaching profession

- 17th season at an NCAA Division I FBS institution

- third season as a head coach

o 15-10 in two seasons at Temple (2017-18)

o 7-6 in 2017 – won the Gasparilla Bowl; Temple's first bowl win since 2011, only the third bowl win in school history

o 8-4 in 2018 – 7-1 in American Athletic Conference; only loss at No. 8-ranked and undefeated UCF

- 13 seasons as a defensive coordinator

- four seasons as a recruiting coordinator/director of player personnel

- As Georgia Tech's director of player personnel in 2006, he was instrumental in landing the 2007 signing class that produced:

o **Derrick Morgan**

all-American, first round NFL draft pick

o **Morgan Burnett**

all-American, third round NFL draft pick

o **Joshua Nesbitt**

quarterbacked GT to two ACC Championship Games

o **Jonathan Dwyer**

3,226 career rushing yards rank sixth in GT history

- As Alabama's director of player personnel in 2007, he was instrumental in landing the 2008 signing class that was ranked No. 1 nationally, including Alabama's first-ever Heisman Trophy winner (Mark Ingram – 2009)

### WHAT THEY'RE SAYING ABOUT COLLINS

- Ranked No. 1 among the 21 head-coaching hires in NCAA Division I FBS this past offseason by *Sports Illustrated*

"I am really happy for Geoff and his entire family. When you look at a guy like Geoff and the energy that he brings, the excitement he brings to the sidelines, the juice he has on a daily basis, he will do a great job. I think he will do an amazing job and I think it's a great hire for Georgia Tech."

**Dan Mullen, Head Coach, University of Florida**

"I'm thrilled for Coach Collins to get this opportunity at Georgia Tech. I learned a lot playing under him at the University of Florida as he helped mold us into one of the top defensive units in the country. It will be good to have him in Atlanta and I know he'll put together a strong program."

**Brian Poole, Cornerback, New York Jets**

"Congratulations to Georgia Tech on a great hire! Geoff Collins is not only an innovative mind but he relates to today's players as well as any coach in the country. With the recruiting base around Atlanta and the incredible academics that Georgia Tech has to offer, the Jackets are poised to build on their football tradition with Coach Collins at the helm!"

**Kirk Herbstreit, College Football Analyst, ESPN**

"Geoff has been incredible for Georgia Tech football since the day he was hired in December. The buzz around the city, the buzz across the region – everybody's talking about Georgia Tech football. The thing that I really admire about Geoff Collins is that everything that he does is deliberate, there's a method to the madness and he knows exactly what he's trying to do and why he's trying to do it. He is a consummate teacher. He takes every opportunity to teach his young men what he's trying to do and why they're doing it. I'm really impressed by what Geoff Collins has done here so far."

**Todd Stansbury, Director of Athletics, Georgia Tech**

**GEORGIA TECH-NC STATE SERIES HISTORY**

• Georgia Tech and NC State are squaring off for the 30th time overall and 28th time since Tech began ACC play in 1983.

• Due to the Yellow Jackets (Coastal Division) and Wolfpack (Atlantic Division) being put on opposite sides of the ledger when the ACC split into divisions in 2005, they have only met on the gridiron three times in the past 12 years (2010, 2011 and 2014).

• Thursday's visit to Bobby Dodd Stadium is NC State's first since 2010.

• Georgia Tech leads the all-time series, 19-10. The Yellow Jackets have won 12 of the last 15 matchups in the series, dating back to 1995.

• The series between Georgia Tech and NC State dates back to 1918, when Tech throttled NCSU, 128-0, at Grant Field. It was one of three times in 1918 that head coach John Heisman's team scored at least 100 points in a shutout win. Tech also beat Furman, 118-0, and 11th Cavalry, 123-0, en route to a 6-1 campaign (GT's six wins all came via shutout, as did its only loss of the campaign, a 32-0 defeat at Pitt).

**GEORGIA TECH-NC STATE SERIES RESULTS**

DATE	RANK		GT RESULT		SCORE
	GT	NCSU	H/A	W/L/T	
11/10/1918	—	—	h	W	128-0
11/18/1922	—	—	h	W	17-0
10/8/1983	—	—	a	W	20-10
10/6/1984	12	—	h	L	22-27
9/14/1985	—	—	a	W	28-18
10/11/1986	—	—	h	W	59-21
10/3/1987	—	—	a	L	0-17
10/1/1988	—	-125	h	L	6-14
9/9/1989	—	—	a	L	28-38
9/8/1990	—	—	h	W	21-13
10/5/1991	21/23	19/18	a	L	21-28
10/3/1992	23/23	21/18	h	W	16-13
10/23/1993	—	—	a	L	23-28
10/1/1994	—	22/20	a	L	13-21
11/11/1995	—	—	h	W	27-19
9/7/1996	—	—	a	W	28-16
10/11/1997	25/-	—	h	W	27-17
10/10/1998	—	23/23	a	W	47-24
10/30/1999	7/7	—	h	W	48-21
9/21/2000 (TH)	—	—	a	LOT	23-30
10/20/2001	23/25	—	h	W	27-17
11/2/2002	—	8/10	a	W	24-17
10/4/2003	—	—	h	W	29-21
11/6/2004	—	—	a	W	24-14
10/6/2005 (TH)	24/23	—	h	L	14-17
11/4/2006	20/20	—	a	W	31-23
9/25/2010	—	—	h	L	28-45
10/1/2011	21/21	—	a	W	45-35
10/18/2014	—	—	a	W	56-23

**THURSDAY NIGHT ACC GAMES AT BOBBY DODD**

• Georgia Tech has a long history of hosting nationally televised ACC games on Thursday nights at Bobby Dodd Stadium.

• This week marks the 22nd time since beginning ACC play in 1983 and the 21st time in the past 29 seasons (since 1991) that the Yellow Jackets are playing an ACC opponent in a nationally televised Thursday night game at Bobby Dodd Stadium.

• Georgia Tech is 11-10 in its previous 21 Thursday night ACC home games but has dropped four-straight. The Yellow Jackets' last win in a Thursday night conference game at Bobby Dodd was a thrilling 30-27 victory over Clemson on Sept. 10, 2009.

• In Georgia Tech head coach Geoff Collins' previous four seasons with the Yellow Jackets (graduate assistant - 1999-2000; tight ends coach - 2001; director of player personnel - 2006), the Jackets were 4-1 in Thursday night ACC games at Bobby Dodd, with their four victories coming by an average score of 34-13 and their lone loss coming in overtime.

**GT IN THURSDAY NIGHT ACC HOME GAMES**

DATE	OPPONENT	RESULT
11/3/1983	Virginia	W, 31-27
9/19/1991	Virginia	W, 24-21
9/16/1993	Virginia	L, 14-35
9/28/1995	Maryland	W, 31-3
9/26/1996	Duke	W, 48-22
10/30/1997	North Carolina	L, 13-16
9/30/1999	Maryland	W, 49-31
11/9/2000	Virginia	W, 35-0
10/11/2001	Maryland	L, 17-20 <sup>OT</sup>
11/1/2001	North Carolina	W, 28-12
10/23/2003	Maryland	W, 7-3
10/28/2004	Virginia Tech	L, 20-34
10/6/2005	NC State	L, 14-17
9/21/2006	Virginia	W, 24-7
11/1/2007	Virginia Tech	L, 3-27
11/20/2008	Miami	W, 41-23
9/10/2009	Clemson	W, 30-27
11/10/2011	Virginia Tech	L, 26-37
9/26/2013	Virginia Tech	L, 10-17
11/12/2015	Virginia Tech	L, 21-23
9/22/2016	Clemson	L, 7-26

**GT AGAINST THE ATLANTIC DIVISION**

• Since the ACC began divisional play in 2005, Georgia Tech is 18-4 in regular-season games against rotating opponents from the Atlantic Division (the Yellow Jackets play every member of the Atlantic Division besides Clemson on a rotating basis — Clemson is the Jackets' permanent crossover opponent from the Atlantic).

• The Jackets have won five-straight and are 9-3 overall at home against rotating Atlantic Division opponents.

**GT vs. ATLANTIC DIVISION ROTATING OPPONENTS (REGULAR SEASON — 2005-PRES.)**

Opponent	Record	Streak
Boston College	3-1	W3
Florida State	3-0	W3
Louisville	1-0	W1
Maryland	3-1	L1
NC State	3-2	W2
Syracuse	1-0	W1
Wake Forest	4-0	W4
<b>Total</b>	<b>18-4</b>	<b>W11</b>



## OFFENSE

• The most noticable change for the majority of observers as **Geoff Collins** takes the reins at Georgia Tech is the transition from the option-based offense that the Yellow Jackets ran under former head coach Paul Johnson for the past 11 seasons to a spread, pro-style offense.

• Leading the transition to Georgia Tech's spread, pro-style offense is offensive coordinator/quarterbacks coach **Dave Patenaude**.

• Patenaude also served as the offensive coordinator and quarterbacks coach under Collins the past two seasons at Temple.

• With Patenaude at the helm of Temple's offense the past two seasons, the Owls amassed two of the three highest single-season passing totals in school history (3,273 yards in 2017, 3,297 yards in 2018).

• Making Georgia Tech's transition to the new spread, pro-style offense more challenging has been a slew of injuries across its offensive line. The Yellow Jackets lost their two most experienced offensive linemen — seniors **Jahaziel Lee** and **Kenny Cooper** — to season-ending injuries after just three and four games, respectively. Lee and Cooper have combined for 43 collegiate starts (23 for Cooper, 20 for Lee) while the rest of the offensive linemen on Tech's roster had combined for just 41 career starts before Cooper and Lee were lost for the year.

• Georgia Tech has lost a total of three senior offensive starters for the season due to injury. In addition to Lee and Cooper, WR **Jalen Camp**, who made 17-consecutive starts at wideout, also underwent season-ending injury following the fourth game of the season.

• Due in large part to the slew of injuries, seven of Georgia Tech's 11 primary starters for the past six games (beginning Oct. 5 vs. North Carolina) have been freshmen or sophomores, including r-Fr. QB **James Graham**, who has made the first six starts of his career.

• Freshmen and sophomores have accounted for 98 percent of Georgia Tech's passing yards, 94 percent of the Yellow Jackets' rushing yards and 72 percent of the Jackets' receiving yards this season.

• Additionally, 19 of Georgia Tech's 22 touchdowns (86.4 percent) and 139 of its 165 total points (84.2 percent) this season have been scored by freshmen and sophomores.

• Making Georgia Tech's offensive transition even more difficult is the fact that five of the 12 teams on its regular-season schedule currently rank among the nation's top 20 teams in total defense (No. 2 Clemson, No. 6 Georgia, No. 11 Pitt, No. 16 Miami and No. 18 Virginia).

• On Nov. 9, Georgia Tech racked up 372 yards of offense against Virginia, 20 percent more than the Cavaliers' defense, which came into the game ranked 17th nationally, had been allowing per game (310.1 ypg).

• Georgia Tech's 6.9 yards per play against Virginia were a season high (prev.: 6.1 vs. North Carolina, Oct. 5).

• Georgia Tech threw for a season-high 229 yards at Virginia, which was the Yellow Jackets' most passing yards in a game since they threw for 264 yards against Duke on Oct. 29, 2016 and their most in a road game since they threw for 251 yards at Virginia on Oct. 31, 2015.

• Georgia Tech's 15 pass completions against Virginia matched a season high (prev.: 15 at Duke, Oct. 12) and are tied for its most completions in a game since it also completed 15 passes against Clemson in 2013.

• Four of the Yellow Jackets' seven highest completion totals since 2008 have come in the past eight games.

## MOST COMPLETIONS IN A GAME (SINCE 2008)

	Completions	Opponent	Year	Result
1.	18	Middle Tennessee	2012	L, 49-28
2.	15	Virginia	2019	L, 33-28
	15	Duke	2019	L, 41-23
	15	Clemson	2013	L, 55-31
5.	14	Temple	2019	L, 24-2
	14	USF	2019	W, 14-10
	14	Duke	2014	L, 31-25

• Georgia Tech's offense put together its best first half of the season at Virginia, setting season highs for yards in a first quarter with 132 (prev.: 111 at Temple, Sept. 28) and in a first half with 263 (prev.: 168 at Duke, Oct. 12).

• The Yellow Jackets also matched season highs for points in a first quarter with 14 (prev.: 14 at Miami, Oct. 19) and in a first half with 21 (prev.: 21 at Miami). The 14 and 21 points were the Yellow Jackets' most offensive points in an opening quarter and half this season, as their first TD at Miami came on a fumble recovery.

• On Oct. 19 at Miami, Georgia Tech set a season high with 207 rushing yards. Making the season-best rushing performance even more impressive is the fact that Miami owned the nation's No. 7-ranked rushing defense going into the game, having allowed just 77.7 rushing yards per contest.

• On Oct. 12 at Duke (Oct. 12), Georgia Tech set season highs for total offense (379 yards) and third-down conversions (8).

• On Oct. 5 versus North Carolina, Georgia Tech totaled 321 yards of offense despite managing only 92 yards of offense in a scoreless first half. The Yellow Jackets amassed 229 yards and 22 points on just 26 plays (8.8 yards per play) in the second half of the contest.

• On Sept. 28 at Temple, GT had success moving the ball, as it entered Temple territory on six of its 12 offensive possessions and drove inside the 35 yard line five times but came away with no points (three turnovers, two turnovers on downs and a punt on its six possessions in TU territory).

• On Sept. 14 versus The Citadel, Georgia Tech averaged 6.5 yards per play (301 yards of total offense in just 46 snaps) and scored 24 points despite having possession for just 18:10.

• If Georgia Tech's offensive numbers against The Citadel were extrapolated over 30 minutes of possession, the Yellow Jackets would have amassed 497 yards of offense and scored 40 points.

• In the season opener at No. 1 Clemson (Aug. 29), Georgia Tech totaled 294 yards of offense and averaged 4.7 yards per play, which remain the most yards and second-most yards per play allowed by Clemson this season. In Clemson's 26 games since the beginning of last season, the Yellow Jackets are one of only six teams to amass at least 294 yards of offense against Clemson and one of only five teams to average as much as 4.7 yards per play against the Tigers.

• Georgia Tech had two student-athletes rush for at least 56 yards in the opener at top-ranked Clemson — So. RB **Jordan Mason** (72) and So. QB **Tobias Oliver** (56). Since the beginning of last season, only two other teams have had two players with at least 56 rushing yards against Clemson — Pitt in the 2018 ACC Championship Game and Alabama in the 2019 College Football Playoff Championship Game.

• Georgia Tech averaged 19.6 yards per completion in the season opener against Clemson (seven completions for 137 yards), which was the third-highest yards-per-completion rate in the nation during Week One of the 2019 season, behind only Air Force (41.0 ypc vs. Colgate) and UTEP (26.8 ypc vs. Houston Baptist).

• Three different passers have thrown at least one touchdown pass for Georgia Tech this season — QBs James Graham (8) and Lucas Johnson (1) and P Pressley Harvin III (1) — marking the first time since 2008 (Calvin Booker, Jaybo Shaw and Joshua Nesbitt) and only the fourth time since 2000 that three different Yellow Jackets have thrown touchdown passes in a single season.

## QUARTERBACKS

• At Georgia Tech, Collins and Patenaude inherited one of the least-experienced corps of passing quarterbacks in all of college football, as the three returners at the position on Tech's roster — sophomores **Lucas Johnson** and **Tobias Oliver** and redshirt freshman **James Graham** — combined to throw just 17 passes coming into this season.

• Georgia Tech's 17 combined pass attempts among the quarterbacks on its roster were the sixth-fewest in the nation heading into the 2019 season.

## FEWEST COMBINED PASS ATTEMPTS RETURNING IN 2019 — NCAA DIVISION I FBS

School	Att.	Comp.	TD
Auburn	2	1	0
Penn State	7	5	2
NC State	7	8	0
Boise State	10	7	1
Fresno State	12	8	1
<b>Georgia Tech</b>	<b>17</b>	<b>8</b>	<b>2</b>
Middle Tennessee	21	9	0

• Graham became the third member of the trio to start a game this season when he made his first-career start against North Carolina on Oct. 5. He has made each of the last six starts at QB (Oct. 5 vs. UNC, Oct. 12 at Duke, Oct. 19 at Miami, Nov. 2 vs. Pitt, Nov. 9 at Virginia, last Saturday vs. Virginia Tech).

• Graham leads the team in passing yards (995), completions (75) and touchdown passes (8) this season, which are all the highest totals for a Georgia Tech freshman since Reggie Ball in 2003.

• Graham is just five passing yards away from becoming the first Georgia Tech quarterback to throw for 1,000 yards in a single season since Justin Thomas in 2016 (1,559 yds.) and the first GT freshman to accomplish the feat since Ball in 2003 (1,996 yds.).

## OFFENSE

## JAMES GRAHAM - GAME-BY-GAME

2019	C-A-I	Yds.	TD	Rush	Yds.	TD	Total Off.
Clemson	4-7-0	72	1	4	15	0	87
USF	1-1-0	20	0	6	2	0	22
The Citadel	--	DNP	--				
Temple	10-24-1	100	0	4	-2	0	98
North Carolina	11-24-2	171	2	13	48	0	219
Duke	15-35-0	206	1	12	6	1	210
Miami (Fla.)	9-18-0	97	1	12	23	0	120
Pittsburgh	3-13-1	57	1	8	30	0	87
Virginia	15-22-1	229	2	8	42	1	271
Virginia Tech	7-14-2	43	0	5	5	0	48
<b>2019 Total</b>	<b>75-158-7</b>	<b>995</b>	<b>8</b>	<b>72</b>	<b>169</b>	<b>2</b>	<b>1,162</b>
<b>Career</b>	<b>96-159-7</b>	<b>1017</b>	<b>8</b>	<b>77</b>	<b>195</b>	<b>2</b>	<b>1,210</b>

• In his six starts, Graham has accounted for 957 yards of total offense. In all, despite starting just over half of Georgia Tech's 10 games, he is owns six of the Yellow Jackets' top 10 total offense outputs by a quarterback this season.

## MOST TOTAL OFFENSE BY A GT QB THIS SEASON

Player	Yards (Pass/Rush)	Opponent	Date
1. James Graham*	271 (229/42)	Virginia	Nov. 9
2. James Graham*	219 (171/48)	UNC	Oct. 5
3. James Graham*	212 (206/6)	Duke	Oct. 12
4. Tobias Oliver*	162 (74/58)	Temple	Sept. 28
5. Tobias Oliver*	121 (65/56)	Clemson	Aug. 29
6. James Graham*	120 (97/23)	Miami (Fla.)	Oct. 19
7. Tobias Oliver	119 (27/92)	The Citadel	Sept. 14
8. James Graham	98 (100/-2)	Temple	Sept. 28
9. Lucas Johnson*	96 (91/5)	The Citadel	Sept. 14
10. James Graham*	87 (57/30)	Pitt	Nov. 2
James Graham	87 (72/15)	Clemson	Aug. 29

\*starter

• With two touchdown passes against UNC (Oct. 5) and Virginia (Nov. 9), Graham is only the third Georgia Tech QB over the past four seasons to throw for multiple TDs in a game and just the second QB to throw for multiple TDs passes in more than one game.

## MOST TD PASSES IN A GAME (SINCE 2016)

Player	TD	Opponent	Year
1. TaQuon Marshall	3	Jacksonville St.	2017
<b>2. James Graham</b>	<b>2</b>	<b>Virginia</b>	<b>2019</b>
<b>James Graham</b>	<b>2</b>	<b>North Carolina</b>	<b>2019</b>
TaQuon Marshall	2	Virginia Tech	2017
5. Justin Thomas	2	Duke	2016

• Graham is also the first Georgia Tech freshman with multiple touchdown passes in a game since Reggie Ball threw for three TDs against North Carolina on Nov. 15, 2003.

• Graham's 15 pass completions at Duke (Oct. 12) and Virginia (Nov. 9) are the most by a Georgia Tech quarterback since Taylor Bennett completed 22 passes against Maryland on Oct. 6, 2007.

• Since 2008, Graham is one of only six Georgia Tech quarterbacks to complete as many as 11 passes in a game, a feat that has been accomplished by a Yellow Jacket a total of just 15 times in the past 12 seasons.

## MOST PASS COMPLETIONS IN A GAME (SINCE 2008)

Player	Comp.	Opponent	Year
<b>1. James Graham</b>	<b>15</b>	<b>Virginia</b>	<b>2019</b>
<b>James Graham</b>	<b>15</b>	<b>Duke</b>	<b>2019</b>
3. Tevin Washington	14	Middle Tennessee	2012
4. Justin Thomas	13	Virginia	2015
Vad Lee	13	Clemson	2013
6. Justin Thomas	12	North Carolina	2015
<b>7. James Graham</b>	<b>11</b>	<b>North Carolina</b>	<b>2019</b>
<b>Lucas Johnson</b>	<b>11</b>	<b>USF</b>	<b>2019</b>
Justin Thomas	11	Duke	2016
Justin Thomas	11	Georgia Southern	2014
Justin Thomas	11	Wofford	2014
Vad Lee	11	Georgia	2013
Joshua Nesbitt	11	Utah	2011
Joshua Nesbitt	11	Wake Forest	2010
Joshua Nesbitt	11	Mississippi State	2009

• Graham is the first Georgia Tech quarterback since Taylor Bennett in 2007 and one of only five Yellow Jackets since 2000 to complete as many as 15 passes multiple times in a single season.

## GAMES WITH 15 PASS COMPLETIONS (SINCE 2000)

Player	No. of Games	Seasons
1. George Godsey	18	2000, 2001
2. Reggie Ball	15	2003, 2004, 2005
3. A.J. Suggs	8	2002
4. Taylor Bennett	4	2007
<b>5. James Graham</b>	<b>2</b>	<b>2019</b>

• Oliver boasts the most game experience of Georgia Tech's signal-callers, as he appeared in 12 games and made one start as a redshirt freshman in 2018 and has seen extensive action behind center this season, including two starts (Aug. 29 at Clemson, Sept. 28 at Temple).

• On Sept. 28 at Temple, Oliver was Georgia Tech's leading rusher (68 yards on 11 carries - 6.2 avg.) and also completed four passes for 74 yards.

• Against The Citadel (Sept. 14), Oliver ran for 92 yards on just 11 carries (8.4 avg.).

• One of the nation's most dynamic weapons, Oliver ranks second on the team with 660 all-purpose yards this season (279 rushing, 93 receiving, 288 kick return).

• Since Graham moved into the starting lineup at QB versus North Carolina (Oct. 5), Oliver has continued to be a big part of Georgia Tech's offense, having caught at least one pass in each of the last five games. He is one of only three Georgia Tech receivers that has a reception in each of the last five games, joining **Ahmarean Brown** and **Adonias Sanders**.

## TOBIAS OLIVER - GAME-BY-GAME

PASSING/RUSHING								Total
2018	C-A-I	Yds.	TD	Rush	Yds.	TD	Off.	
Alcorn St.	0-0-0	0	0	12	72	0	72	
USF	0-0-0	0	0	18	97	3	97	
Pitt	--	DNP	--					
Clemson	2-2-0	28	1	9	34	0	63	
Bowling Green	0-1-0	0	0	7	115	2	115	
Louisville	0-0-0	0	0	8	103	2	103	
Duke	2-6-0	34	0	10	24	0	58	
Virginia Tech	0-1-0	0	0	40	215	3	215	
North Carolina	2-2-0	104	1	28	120	2	224	
Miami (Fla.)	0-0-0	0	0	1	1	0	1	
Virginia	0-0-0	0	0	9	27	0	27	
Georgia	0-1-0	0	0	1	-1	0	-1	
Minnesota	1-3-0	1	0	9	69	0	70	
<b>2018 Total</b>	<b>7-15-0</b>	<b>167</b>	<b>2</b>	<b>152</b>	<b>876</b>	<b>12</b>	<b>943</b>	

2019	C-A-I	Yds.	TD	Rush	Yds.	TD	Total Off.
Clemson	3-9-2	65	0	20	56	0	121
USF	2-3-0	11	0	9	48	0	59
The Citadel	2-3-0	27	0	11	92	0	119
Temple	4-11-0	74	0	11	68	0	85
North Carolina	0-0-0	0	0	3	11	0	11
Duke	0-0-0	0	0	1	4	1	4
Miami (Fla.)	0-0-0	0	0	0	0	0	0
Virginia	0-0-0	0	0	0	0	0	0
Virginia Tech	0-0-0	0	0	0	0	0	-2
<b>2019 Total</b>	<b>11-26-2</b>	<b>177</b>	<b>0</b>	<b>55</b>	<b>279</b>	<b>0</b>	<b>397</b>
<b>Career</b>	<b>18-41-2</b>	<b>344</b>	<b>2</b>	<b>207</b>	<b>1,155</b>	<b>12</b>	<b>1,340</b>

## RECEIVING/RETURNS

2019	Rec.	Yds.	TD	KOR	Yds.	TD	All-Purp.
Clemson	0	0	0	0	0	0	56
USF	0	0	0	1	16	0	64
The Citadel	0	0	0	2	96	0	188
Temple	0	0	0	1	21	0	89
North Carolina	1	9	0	2	33	0	53
Duke	1	10	0	2	37	0	51
Miami (Fla.)	2	11	0	0	0	0	11
Pitt	1	8	0	2	43	0	51
Virginia	4	57	0	0	0	0	57
Virginia Tech	1	-2	0	3	42	0	40
<b>2019 Total</b>	<b>10</b>	<b>93</b>	<b>0</b>	<b>13</b>	<b>288</b>	<b>0</b>	<b>660</b>
<b>Career</b>	<b>10</b>	<b>93</b>	<b>0</b>	<b>13</b>	<b>288</b>	<b>0</b>	<b>1,536</b>

• With a 19-yard run to The Citadel 6-yard line during Georgia Tech's first touchdown drive of the game, Oliver became the eighth quarterback and the 50th overall player in GT history with 1,000 career rushing yards.

• Oliver reached the 1,000-yard rushing plateau in just the 15th game of his career.

• Only a sophomore, Oliver has already etched his name in Georgia Tech's record book several times.

## GEORGIA TECH RUSHING YARDS BY A QUARTERBACK\* — CAREER

Player	Years	Rushing Yards
1. Joshua Nesbitt	2007-10	2,806
2. Justin Thomas	2013-16	2,412
3. Tevin Washington	2009-12	2,225
4. TaQuon Marshall	2015-18	2,131
5. Joe Hamilton	1996-99	1,758
6. Reggie Ball	2003-06	1,451
<b>7. Tobias Oliver</b>	<b>2018-pres.</b>	<b>1,151</b>
8. Vad Lee	2012-13	1,057
9. Danny Myers	1973-75	921
10. Shawn Jones	1989-92	855

## GEORGIA TECH RUSHING YARDS BY A QUARTERBACK\* — SINGLE SEASON

Player	Year	Rushing Yards
1. TaQuon Marshall	2017	1,146
2. Justin Thomas	2014	1,086
3. Joshua Nesbitt	2009	1,037
4. Tevin Washington	2011	987
5. TaQuon Marshall	2018	971
<b>6. Tobias Oliver</b>	<b>2018</b>	<b>876</b>
7. Joshua Nesbitt	2010	737
8. Joe Hamilton	1999	734
9. Joshua Nesbitt	2008	693
10. Tevin Washington	2012	684

## GEORGIA TECH RUSHING YARDS BY A QUARTERBACK\* — SINGLE GAME

Player	Yards	Opponent	Year
1. TaQuon Marshall	249	Tennessee	2017
<b>2. Tobias Oliver</b>	<b>215</b>	<b>Virginia Tech</b>	<b>2018</b>
3. Eddie Prokop	199	Tulsa	1943^
4. Justin Thomas	195	Duke	2016
5. Tevin Washington	176	Clemson	2011
6. TaQuon Marshall	175	Louisville	2018
7. Justin Thomas	165	Virginia Tech	2014
8. TaQuon Marshall	163	Wake Forest	2017
9. Joshua Nesbitt	151	Virginia Tech	2008
10. TaQuon Marshall	143	Virginia	2017

^ 1944 Sugar Bowl

## GEORGIA TECH RUSHING TDs BY A QUARTERBACK\* — CAREER

Player	Years	Rushing TDs
1. Tevin Washington	2009-12	38
2. Joshua Nesbitt	2007-10	35
3. TaQuon Marshall	2015-pres.	29
4. Justin Thomas	2013-16	22
5. Shawn Jones	1989-92	19
6. Joe Hamilton	1996-99	18
7. Vad Lee	2012-13	17
8. Billy Lothridge	1961-63	15
9. Danny Myers	1973-75	14
<b>10. Tobias Oliver</b>	<b>2018-pres.</b>	<b>12</b>

## OFFENSE

GEORGIA TECH RUSHING TDs BY A QUARTERBACK\*  
— SINGLE SEASON

Player	Year	Rushing TDs
1. Tevin Washington	2012	20
2. Joshua Nesbitt	2009	18
3. TaQuon Marshall	2017	17
4. Tevin Washington	2011	14
5. <b>Tobias Oliver</b>	<b>2018</b>	<b>12</b>

\*only includes Oliver's statistics when lined up as a QB

• Johnson made his first two starts of and saw the most extensive action of his career over the Yellow Jackets' second and third games of this season — Sept. 7 vs. USF and Sept. 14 vs. The Citadel.

• Splitting action with Oliver, Johnson threw for a career-high 91 yards against The Citadel. His 91 yards included his first-career touchdown pass, a 33-yard strike to senior wide receiver **Jalen Camp**.

• Johnson, who missed three games due to injury (Sept. 28 at Temple, Oct. 5 vs. North Carolina, Oct. 12 at Duke), saw his first action at quarterback since Sept. 14 against The Citadel when he was behind center for the third quarter versus Pitt on Nov. 2. In just one quarter of action, he completed 5-of-8 passes for 51 yards, which was the second-highest passing yardage of his career and tied for the second-most completions.

## LUCAS JOHNSON - GAME-BY-GAME

2019	C-A-I	Yds.	TD	Rush	Yds.	TD	Total Off.
Clemson	0-2-0	0	0	1	1	0	1
USF	11-17-1	45	0	9	36	0	81
The Citadel	5-10-0	91	1	7	5	0	96
Temple	--	DNP	--	--	--	--	--
North Carolina	--	DNP	--	--	--	--	--
Duke	--	DNP	--	--	--	--	--
Miami (Fla.)	0-0-0	0	0	0	0	0	0
Pitt	5-8-0	51	0	5	1	0	52
Virginia	0-0-0	0	0	0	0	0	0
Virginia Tech	--	DNP	--	--	--	--	--
<b>2019 Total</b>	<b>21-37-1</b>	<b>187</b>	<b>1</b>	<b>22</b>	<b>43</b>	<b>0</b>	<b>230</b>
<b>Career</b>	<b>21-37-1</b>	<b>187</b>	<b>1</b>	<b>23</b>	<b>44</b>	<b>0</b>	<b>231</b>

• Last Saturday versus Virginia Tech, true freshman **Jordan Yates** saw the first extensive playing time of his young career.

• Yates entered the game at the beginning of the Yellow Jackets' second possession of the second half and quarterbacked the Jackets' final three drives. He completed 4-of-11 passes for 38 yards.

• Yates, the 2018 Georgia 7A Offensive Player of the Year, saw his only other playing action of the season come against Duke (Oct. 12), when he quarterbacked Georgia Tech for a two-point conversion attempt after Graham sustained a minor injury on the touchdown play.

## RUNNING BACKS

• So, **Jordan Mason** is Georgia Tech's leading rusher this season with 721 yards and seven touchdowns on 134 carries (5.4 avg.).

• Mason's 72.1 rushing yards per game rank eighth in the ACC and 72nd nationally.

• Mason's 5.38 yards per carry rank sixth in the ACC and 59th nationally.

• Mason's seven rushing touchdowns are tied for seventh in the ACC and 68th nationally.

• Mason ran for 94 yards at Virginia (Nov. 9), marking the fourth time this season and sixth time in his career that the sophomore has run for at least 90 yards in a game.

• Last month, Mason put together back-to-back 100-yard games with 106 yards at Duke (Oct. 12) and a career-high 141 yards at Miami (Oct. 19).

• The 100-yard games at Duke and Miami were the first two 100-yard games of Mason's career. He had not reached the 100-yard plateau in the first 13 games of his career.

• Earlier this season against USF (Sept. 7), Mason had 101 rushing yards after 19 carries but lost two yards on his final rush of the afternoon as he was trying to help Georgia Tech melt the final minutes off the clock and finished with 99 yards.

• Mason was especially impressive after halftime in Georgia Tech's 28-21 overtime win at Miami. He gained 91 of his 141 yards after halftime, including all 25 of the Yellow Jackets' yards in their lone OT possession, when he ran for 2, 22 and 1 yards. The 1-yard touchdown drive proved to be the game-winning points in the Jackets' 28-21 victory.

• After being limited to just five carries due to injury at Temple (Sept. 28), Mason bounced back for 62 yards and a touchdown on eight carries (7.8 avg.) against North Carolina (Oct. 5).

• Mason's 43-yard run that set up Georgia Tech's first touchdown against UNC remains the longest run by a Yellow Jacket this season.

• Against The Citadel (Sept. 14), Mason ran for 78 yards and two touchdowns on just 11 carries (7.1 avg.).

• Mason ran for a then-career-high 99 yards and a score on 20 attempts (5.0 avg.) in Georgia Tech's 14-10 win over USF.

• Mason carried the ball 13 times for 72 yards (5.5 avg.) and a touchdown in the season opener at No. 1 Clemson (Aug. 29).

• Since the beginning of last season, Mason is one of only two ball-carriers that has averaged at least 5.5 yards per rush on a minimum of 13 carries against Clemson (Pitt's Darrin Hall averaged 6.1 yards per carry in the 2018 ACC Championship Game).

• In 275 career carries, Mason has been held to negative yardage only 19 times.

## JORDAN MASON - GAME-BY-GAME

2018	Rush	Yds.	TD	Rec.	Yds.	TD	All-Purp.
Alcorn St.	11	85	1	0	0	0	85
USF	13	95	0	0	0	0	95
Pitt	10	94	0	1	2	0	96
Clemson	4	30	0	0	0	0	30
Bowling Green	7	61	2	0	0	0	61
Louisville	13	78	1	0	0	0	78
Duke	12	39	0	0	0	0	39
Virginia Tech	12	82	3	0	0	0	82
North Carolina	12	40	0	0	0	0	40
Miami (Fla.)	5	24	0	0	0	0	24
Virginia	3	9	0	0	0	0	9
Georgia	1	3	0	0	0	0	3
Minnesota	5	19	0	0	0	0	19
<b>2018 Total</b>	<b>108</b>	<b>659</b>	<b>7</b>	<b>1</b>	<b>2</b>	<b>0</b>	<b>661</b>
2019	Rush	Yds.	TD	Rec.	Yds.	TD	All-Purp.
Clemson	13	72	1	0	0	0	72
USF	20	99	1	3	15	0	114
The Citadel	11	78	2	1	11	0	89
Temple	5	8	0	2	17	0	25
North Carolina	8	62	1	0	0	0	62
Duke	18	106	0	1	2	0	108
Miami (Fla.)	20	141	1	0	0	0	141
Pitt	15	56	0	0	0	0	56
Virginia	19	94	1	0	0	0	94
Virginia Tech	5	5	0	0	0	0	5
<b>2019 Total</b>	<b>134</b>	<b>721</b>	<b>7</b>	<b>7</b>	<b>45</b>	<b>0</b>	<b>766</b>
<b>Career</b>	<b>275</b>	<b>1,380</b>	<b>14</b>	<b>8</b>	<b>47</b>	<b>0</b>	<b>1,527</b>

• With his 106-yard performance at Duke on Oct. 12, Mason became the 50th student-athlete in Georgia Tech history with 1,000 career rushing yards. He currently ranks 34th in program history with 1,380 rushing yards. He needs just 120 yards to become only the 29th Yellow Jacket with 1,500 career rushing yards.

• Mason's 6.1 yards per carry ranked fourth among all freshmen nationally and t-29th in the nation overall in 2018.

• Mason's 50.7 rushing yards per game ranked 23rd nationally among freshmen in '18.

• Jr. **Jerry Howard Jr.** has become one of Georgia Tech's most valuable weapons as a runner, pass-catcher and special-teams stalwart.

• Howard ranks fourth on the team in rushing (102 yards), seventh on the team in receiving (92 yards) and has four tackles and two punt blocks on special teams.

• Howard made his first start of the season in a two-back set with Mason and carried the ball a season-high five times for 22 yards at Miami (Oct. 19).

• Howard put together one of the best all-around performances of his career at Duke (Oct. 12), finishing with 31 yards on two receptions (including a 19-yard touchdown catch on Georgia Tech's opening drive), 16 yards on four rushes, three special teams tackles and a blocked punt.

• Howard ran for a season-high 31 yards on just three carries (10.3 avg.) the previous Saturday vs. North Carolina (Oct. 5). The 10.3 yards-per-rush average was the second-highest of his career (career high: 13.7 in his collegiate debut vs. Jacksonville State, Sept. 9, 2017).

• Howard caught two passes for 57 yards, including a 54-yarder that set up a Georgia Tech touchdown, in the season opener at Clemson (Aug. 29). The two receptions, 57 receiving yards and 54-yard catch were all career highs for the junior.



## OFFENSE

## JERRY HOWARD JR. - GAME-BY-GAME

2017	Rush	Yds.	TD	Rec.	Yds.	TD	All-Purp.
Tennessee				- DNP -			
Jax State	6	82	1	0	0	0	82
Pitt	3	19	0	0	0	0	19
UNC	5	34	0	0	0	0	34
Miami				- DNP -			
WF	3	14	1	0	0	0	14
Clemson	3	19	0	1	15	0	34
UVA	2	7	0	0	0	0	7
VT	0	0	0	0	0	0	0
Duke	1	0	0	0	0	0	36
UGA	0	0	0	0	0	0	28
<b>2017 Total</b>	<b>23</b>	<b>175</b>	<b>2</b>	<b>1</b>	<b>15</b>	<b>0</b>	<b>254</b>
2018	Rush	Yds.	TD	Rec.	Yds.	TD	All-Purp.
Alcorn St.	3	7	0	0	0	0	7
USF	1	1	0	0	0	0	1
Pitt	8	82	0	0	0	0	82
Clemson	10	18	0	0	0	0	18
Bowling Green	6	29	1	0	0	0	29
Louisville	8	58	1	0	0	0	58
Duke	12	62	1	1	16	0	78
Virginia Tech	12	76	1	0	0	0	76
North Carolina	10	90	0	1	18	0	108
Miami (Fla.)	12	56	0	0	0	0	56
Virginia	11	43	1	0	0	0	43
Georgia	12	39	0	1	15	0	54
Minnesota	2	3	0	1	1	0	4
<b>2018 Total</b>	<b>107</b>	<b>454</b>	<b>5</b>	<b>4</b>	<b>50</b>	<b>0</b>	<b>614</b>
2019	Rush	Yds.	TD	Rec.	Yds.	TD	All-Purp.
Clemson	4	15	0	2	57	0	72
USF	1	1	0	1	-1	0	0
The Citadel	2	12	0	0	0	0	12
Temple	1	4	0	0	0	0	4
North Carolina	3	31	0	0	0	0	31
Duke	4	16	0	2	31	1	56
Miami (Fla.)	5	22	0	0	0	0	22
Pitt	1	-1	0	0	0	0	-1
Virginia	1	2	0	0	0	0	19
Virginia Tech	1	0	0	1	5	0	5
<b>2019 Total</b>	<b>23</b>	<b>102</b>	<b>0</b>	<b>6</b>	<b>92</b>	<b>1</b>	<b>220</b>
<b>Career</b>	<b>164</b>	<b>904</b>	<b>0</b>	<b>14</b>	<b>213</b>	<b>1</b>	<b>1,207</b>

• Freshmen **Dontae Smith** and **Jamious Griffin** have combined for 143 yards on 35 carries in reserve roles behind Mason and Howard this season.

• Griffin, a true freshman who was Georgia's Gatorade Player of the Year last year at Rome H.S., saw the most extensive action of his career at Miami (Oct. 19), with eight carries for 21 yards (both career highs).

• Griffin matched his career high with 21 rushing yards last Saturday vs. Virginia Tech

• Smith, a redshirt freshman who had one career carry for minus-two yards prior to the Yellow Jackets' fourth game of the season at Temple (Sept. 28), rushed seven times for 35 yards against the Owls (both career highs).

• Mason and Howard Jr. are both on the official watch list for the 2019 Doak Walker Award (nation's top RB). Georgia Tech is one of only eight teams nationally with multiple student-athletes among the 71 running backs on the official Doak Walker watch list (joining Arkansas, Duke, Louisiana-Lafayette, Minnesota, Notre Dame, Oregon and Tulsa).

## WIDE RECEIVERS

• One of college football's most dynamic true freshmen, **Ahmarean Brown** leads Georgia Tech in receiving yards (365), receptions (18), yards per reception (20.3 - min. 8 rec.) and touchdown catches (5) this season.

• Brown's five touchdown receptions are just two shy of the Georgia Tech freshman record of seven, set by Calvin Johnson as a true freshman in 2004.

• Brown's five touchdown receptions are tied for third nationally among all freshmen and tied for second among true freshmen this season.

## MOST TD RECEPTIONS BY FRESHMEN — FBS, 2019

Player	Team	TD
1. Jyaire Shorter*	North Texas	8
2. Jalen Wydermyer	Texas A&M	6
3. <b>Ahmarean Brown</b>	<b>Georgia Tech</b>	<b>5</b>
Sam Pinckney*	Georgia State	5
Jake Smith	Texas	5
David Bell	Purdue	5
Tyler Sneed	East Carolina	5
8. Domineck Blaylock	Georgia	4
Payne Durham*	Purdue	4
Joshua Simon	Western Kentucky	4
Isaiah Hamilton	San Jose St.	4
George Pickens	Georgia	4
Garrett Wilson	Ohio State	4
Dante Wright	Colorado St.	4

\* redshirt freshmen

• Brown has caught a touchdown pass in three of the last four and four of the last six games (Oct. 5 vs. North Carolina, Oct. 19 at Miami, Nov. 2 vs. Pitt, Nov. 9 at Virginia).

• Brown's five touchdown receptions this season have gone for 28 (Aug. 29 at Clemson), 32 (Oct. 5 vs. North Carolina), 35 yards (Oct. 19 at Miami), 51 (Nov. 2 vs. Pitt), and 59 (Nov. 9 at Virginia) yards.

• Overall, seven of Brown's 18 receptions this season have gained at least 20 yards, 6-of-18 have gained 30 or more yards and 4-of-18 have gained 40 or more yards.

• His 59-yard touchdown catch against Virginia (Nov. 9) was the longest reception of Brown's career (prev.: 51-yard TD vs. Pitt, Nov. 2).

## AHMAREAN BROWN - GAME-BY-GAME

2019	Rec.	Yds.	TD	KR/PR	Yds.	TD	All-Purp.
Clemson	1	28	1	2*	26	0	54
USF	2	26	0	5*	23	0	51*
The Citadel	1	10	0	2*	0	0	10
Temple	3	64	0	0	0	0	64
North Carolina	1	32	1	0	0	0	32
Duke	1	40	0	0	0	0	40
Miami (Fla.)	3	41	1	0	0	0	41
Pitt	4	61	1	1*	0	0	61
Virginia	1	59	1	0	0	0	59
Virginia Tech	1	4	0	1*	18	0	22
<b>Total</b>	<b>18</b>	<b>366</b>	<b>5</b>	<b>11</b>	<b>67</b>	<b>0</b>	<b>434</b>

^ kick return

\* punt return

# also includes one rush for 2 yards

• With his touchdown catch in the season opener at Clemson, Brown became the first true freshman receiver at Georgia Tech to haul in a touchdown in his first-career game since Kerry Watkins caught a 6-yard TD pass from Joe Hamilton in the 1999 season opener at Navy (Sept. 4, 1999).

• Following a season-ending injury to senior **Jalen Camp**, r-So. **Adonias Sanders** has been a primary starter for the Yellow Jackets, beginning vs. North Carolina (Oct. 5).

• Since moving into the starting lineup six games ago, Sanders has amassed 16 receptions for 224 yards. He led Georgia Tech in receiving yardage against UNC (67 - Oct. 5), Duke (69 - Oct. 12) and Virginia Tech (22 - last Saturday).

• Prior to catching 16 passes for 224 yards over the past four games, Sanders had just three receptions for 25 yards in his entire career (all this season).

• Despite only seeing significant playing time the past six games, Sanders leads the team with 19 receptions and ranks second on the team with 249 receiving yards.

• Sophomore **Malachi Carter** ranks third on the team among wideouts with 13 receptions (143 yards) this season.

• Carter hauled in his second touchdown catch of the season and third of his career on an acrobatic 25-yard reception late in the first half at Virginia (Nov. 9).

• Carter's first touchdown reception of the season was a 28-yarder against North Carolina (Oct. 5).

• Since moving to wideout for the fifth game of the season (Oct. 5 vs. North Carolina), So. **Tobias Oliver** has caught at least one pass in every game. Oliver joins Brown and Sanders as the only Yellow Jackets with at least one reception in each of the last six games.

• Oliver's four receptions and 57 receiving yards against Virginia (Nov. 9) were both career highs.

• Georgia Tech's wide receivers corps took a hit prior to the Jackets' fifth game of the season vs. North Carolina (Oct. 5) when senior **Jalen Camp** underwent season-ending surgery.

• After going without a reception over the first two games of the season, Camp had broken out with seven receptions for 134 yards over his final two games of the season — three catches for 71 yards and a touchdown against The Citadel (Sept. 14) and four catches for 64 yards at Temple (Sept. 28).

• Camp's season came to a close with 134 receiving yards (first on team through four games) on seven receptions (1-2nd), good for a 19.1-yards-per-catch average (1st). His one touchdown catch was also tied for the team lead through four contests.

• Camp's four receptions at Temple (Sept. 28) were a career high (prev.: vs. The Citadel, Sept. 14 and vs. Minnesota, 2018 Quick Lane Bowl).

• Camp's 71 yards against The Citadel (Sept. 14) set a new career high (prev.: 70 vs. Minnesota, 2018 Quick Lane Bowl).

• Camp's touchdown against The Citadel, a 33-yarder from QB **Lucas Johnson**, was the first touchdown reception of his career.

• Entering this season, Georgia Tech returned only three wide receivers that caught a pass in 2018 — Camp (who is out for the season), Carter and junior **Stephen Dolphus**, who has not played this season due to injury.

• The trio of Camp, Carter and Dolphus had combined for just 16 receptions for 330 yards and one touchdown in the careers coming into 2019.

## TIGHT ENDS

• Georgia Tech's game experience at wide receiver looks deep compared to the tight end position.

• The Yellow Jackets have reintroduced the tight end position to their offense for the first time since 2007, as former head coach Paul Johnson's double-slot option-based offense did not utilize tight ends.

• The only tight end on Georgia Tech's roster that had any collegiate game experience at the position coming into the season is **Tyler Davis**, a graduate transfer from UConn.

• Davis leads Georgia Tech's tight ends and ranks third among all GT pass-catchers with 14 receptions this season.



## OFFENSE

- Davis' 54 receiving yards at Virginia (Nov. 9) were a season high (prev.: 29 at Duke, Oct. 12).
- Davis led all Georgia Tech pass-catchers with a season-high four receptions at Duke (Oct. 12).
- With a 7-yard reception in the fourth quarter of the season opener at Clemson (Aug. 29), Davis became the first Georgia Tech tight end to catch a pass in a game since Collin Peek's 4-yard catch in the third quarter vs. Georgia on Nov. 24, 2007.
- Davis hauled in a two-point conversion pass versus North Carolina (Oct. 5), becoming the first Georgia Tech tight end to score in a game since Peek hauled in a 17-yard touchdown pass against Georgia in '07.
- Davis, a converted quarterback, caught 47 passes for 500 yards and seven touchdowns in three seasons at UConn, including 22 receptions for 237 yards and six scores in 2018.
- Davis is on the official watch list for the 2019 Mackey Award, presented annually to college football's top tight end.

## OFFENSIVE LINE

- Considered the position making the most radical transition in playing style as Georgia Tech transforms to a spread, pro-style offense this season, the Yellow Jackets' offensive line has been decimated by injuries this season.
- Despite the rash of injuries, the Jackets' offensive front seemed to settle in a bit during a three-game stretch from Oct. 19-Nov. 9. Over those three games, Georgia Tech faced the teams that currently rank first (Pitt), fourth (Miami) and eighth (Virginia) nationally in sacks, with those teams averaging a total of 11.5 sacks per game. The Yellow Jackets' offensive front allowed a total of just five sacks in those three contests, including none at Virginia (Nov. 9).
- Seniors **Jahaziel Lee** (LT) and **Kenny Cooper** (C) were both lost for the season due to injuries after appearing in just three and four games, respectively.
- Tech's most experienced linemen, Cooper and Lee have combined to start 43 collegiate starts (23 for Cooper, 20 for Lee) while the rest of the offensive linemen on Tech's roster have combined for 71 career starts.

## GEORGIA TECH OFFENSIVE LINE START CHART

	Career Games	Career Starts	2019 Starts	Consec. Starts
*C/RG Kenny Cooper	31	23	4	—
*LT/C Jahaziel Lee	35	20	2	—
LT/RT Zach Quinney	23	22	10	22
^RG/LT Jared Southers	37	16	10	10
RG Connor Hansen	25	14	5	—
RT/LG Jack DeFoor	18	9	9	8
C William Lay III	8	6	6	6
RG/LG Mikey Minhan	7	4	4	2
<b>TOTALS</b>	<b>184</b>	<b>114</b>		

\* out for the season due to injury

^ includes 27 games and 6 starts at Vanderbilt

- Additionally, Georgia Tech was without the services of So. **Mikey Minihan** (the starting left guard for the first two games of the season) for four games before before he returned to action in a reserve role for two games (Oct. 19 at Miami, Nov. 2 vs. Pitt). He made his first start since Sept. 7 when he started at right guard at Virginia (Nov. 9).
- The Yellow Jackets were also without guard **Connor Hansen** for the majority of spring practice, all of fall camp and the first three games of the season before the junior made his 2019 debut at Temple (Sept. 28).

- Due to the rash of injuries across the offensive front, three walk-on offensive linemen have seen significant action over this season, highlighted by r-So. **William Lay III**, who played the majority of the snaps at center against USF (Sept. 7) and Temple (Sept. 28) before moving into the starting lineup in place of Cooper vs. North Carolina (Oct. 5). Lay III has started each of the past six games.
- Lay III is one of 82 nominees for the 10th-annual Burlsworth Trophy. The award is given annually to college football's most outstanding player who began his career as a walk-on.
- Ironically, the first winner of the Burlsworth Trophy was Georgia Tech's Sean Bedford. Like Lay III, Bedford (who is now the analyst on Georgia Tech football radio broadcasts), was a center who wore uniform No. 79.
- Walk-ons r-So. **Hamp Gibbs** also played significant snaps at right guard against The Citadel (Sept. 14), and r-Jr. **Chet Lagod** saw significant action at Temple (Sept. 28).
- Cooper was on the official preseason watch list for the Rimington Trophy, awarded annually to college football's top center.

## DEFENSE

## TEAM

• Dubbed the "Minister of Mayhem," Georgia Tech head coach **Geoff Collins** has been known for putting together some of college football's top defenses over the past eight seasons — first as defensive coordinator at Mississippi State (2011-14) and Florida (2015-16), then as head coach at Temple (2017-18).

- Over the past eight seasons, Collins' defenses have:
  - ranked in top 20 nationally in total defense three times (twice in top 8)
  - ranked in top 25 in scoring defense four times (twice in top 12)
  - ranked in top 30 in passing defense five times (twice in top 13)
  - ranked in top 45 in pass efficiency defense seven times (four times in top 22)
  - ranked in top 35 in turnovers gained five times (twice in top 6)
  - ranked in top 15 in interceptions four times (twice in top 10)
  - ranked in top 25 in sacks four times (twice in top 15)

• In its first season under Collins and defensive coordinator **Andrew Thacker**, Georgia Tech ranks fourth in the ACC and 29th nationally in pass defense, allowing just 198.4 yards per game through the air.

• Only five of the 10 teams that Georgia Tech has faced this season have thrown for more than 200 yards against the Yellow Jackets — Clemson (221 yds. - Aug. 29), North Carolina (376 yds. - Oct. 5), Pitt (204 yds. - Nov. 2), Virginia (258 yards - Nov. 9) and Virginia Tech (223 yds. last Saturday).

• The Yellow Jackets also rank third in the ACC and 23rd nationally in red zone defense, as their opponents have come away with points on just 38-of-50 trips inside the Jackets' 20-yard line (.760).

• Tech's opponents have scored touchdowns on just 56 percent of their trips into the red zone (28-of-50).

• During a two-game stretch versus Miami (Oct. 19) and Pitt (Nov. 2), Georgia Tech surrendered points on just four of its opponents' nine trips in the red zone (3-of-7 vs. Miami, 1-of-2 vs. Pitt).

• Living up to Collins' "Minister of Mayhem" moniker, Georgia Tech has also seen a significant uptick in negative plays through 10 games this season.

• The Yellow Jackets have recorded 51 tackles for loss through 10 games this season (5.1 per game). Last season, the Jackets ranked 125th out of 129 NCAA Division I FBS teams with 4.2 tackles for loss per game. They did not record their 51st TFL of last season until the 13th game of the year.

• In addition to the 51 tackles for loss, Georgia Tech has also registered 16 sacks through the first 10 games of this season, marking the first time since 2013 that the Yellow Jackets have had at least 51 TFL and 16 sacks through the first 10 contests of the campaign.

• Georgia Tech's defense has been especially stout in the second halves of games, particularly of late. Over the past five contests, the Yellow Jackets have allowed a total of 706 yards and 28 points in second halves of those games (141.2 yards, 5.6 points per game).

• On Nov. 9, Virginia managed just nine points after halftime in its 33-28 win over Georgia Tech.

• On Nov. 2, Georgia Tech limited Pitt to just 71 yards and three points after the break. The Panthers' three points came on a field goal after they took possession on the Yellow Jackets' 29 yard line following a turnover (Pitt actually lost 10 yards on the series but made a 49-yard field goal for its only points of the second half).

• Georgia Tech held Miami scoreless after halftime of its 28-21 overtime win on Oct. 19, marking the first time since it did not allow any points to an NCAA Division I FBS opponent in any half since North Carolina was shut out in the first half of the Yellow Jackets' 33-7 win over the Tar Heels on Sept. 30, 2017. It marked the first time GT held any opponent scoreless in a half since its 41-0 win over Alcorn State in the 2018 season opener (Sept. 1, 2018).

• After surrendering 31 points and 268 yards of offense in the first half of its Oct. 12 game at Duke, Georgia Tech's defense surrendered just three points and 105 yards in the second half of the contest.

• The previous Saturday versus North Carolina (Oct. 5), Georgia Tech limited UNC to 5.9 yards per play on first and second downs but allowed 6.6 yards per play on third and fourth downs, as UNC converted 12-of-20 third and fourth downs. The third- and fourth-down conversions played a big part in UNC running 97 plays, 44 more than the Yellow Jackets' 53 (the teams' yards per play were even at 6.1).

• On Sept. 28, Georgia Tech limited Temple to just 322 yards of total offense, nearly 150 yards less than the Owls' season average of 470.3 yards per game going into the contest.

• The Yellow Jackets also surrendered just 127 yards on 9-of-22 passing against Temple. The Owls ranked ninth nationally with 347.3 passing yards per game going into the contest.

• A year after surrendering 426 yards in a 49-38 loss to USF, Georgia Tech's defense limited the Bulls to just 261 yards and 10 points in a 14-10 win on Sept. 7.

• USF's 10 points were the fewest that Georgia Tech has surrendered to an NCAA Division I FBS opponent since its 33-7 win over UNC on Sept. 30, 2017.

• USF's 261 yards of total offense were the fewest that Georgia Tech surrendered against an FBS opponent since it allowed 258 yards in a 28-22 win over Virginia Tech on Nov. 11, 2017.

• Outside of a handful of big plays, Georgia Tech more than held its own against Clemson's high-powered offense in the season opener (Aug. 29). Clemson gained 15 or more yards nine times, amassing 320 yards in those nine plays. In Clemson's remaining 70 offensive snaps, Georgia Tech limited the Tigers to 312 yards, an average of just 4.45 yards per play.

• Twice this season, Georgia Tech has forced three turnovers in a game — at Clemson (Aug. 29) and vs. Pitt (Nov. 2).

• Yellow Jackets that record takeaways have the opportunity to sign the "Get The Ball Board" on Georgia Tech's sideline. Introduced by head coach **Geoff Collins** when he was the defensive coordinator at Western Carolina in 2002, the "Get The Ball Board" has evolved from players simply adorning the board with their signatures to signing with their social media handles.

## #GETTHEBALL — 2019 GEORGIA TECH TAKEAWAYS

Player (Social Media Handle)	Type	Opp.
1. Justice Dingle (@justicedingle21)	FR	CLEM
2. Tre Swilling (@TreSwilling)	INT	CLEM
3. Kaleb Oliver (@K2The_O)	INT	CLEM
4. David Curry (@D_Curry_22)	FR	USF
5. T.K. Chimedza (@_TKC11)	FR	USF
6. David Curry (@D_Curry_22)	INT	CIT
7. Kaleb Oliver (@K2The_O)	INT	TEM
8. Antwan Owens (@TheAntwanOwens)	INT	UNC
9. JaQuon Griffin (@Jaquongriffin)	FR	MIA
10. Juanyeh Thomas (@juanyehthomas1)	INT	PITT
11. Tariq Carpenter (@riq02)	INT	PITT
12. Justice Dingle (@justicedingle21)	FR	PITT

## INDIVIDUAL

• The mayhem being created by Georgia Tech's defense is reflected by the number of Yellow Jackets ranked among the nation's leaders in various individual statistical categories.

## GT DEFENDERS — NATIONAL/ACC RANKS, 2019

Category/Player	No.	FBS Rank	ACC Rank
<b>Total Tackles</b>			
Jr. LB David Curry	8.1 pg	t-51st	t-7th
<b>Interceptions</b>			
So. DB Kaleb Oliver	2	t-91st	t-11th
<b>Fumbles Recovered</b>			
r-Fr. DL Justice Dingle	2	t-16th	t-2nd

• Making So. DB **Kaleb Oliver's** team-leading two interceptions even more impressive is the fact that they came against two of the nation's top quarterbacks in Clemson's Trevor Lawrence (Aug. 29) and Temple's Anthony Russo (Sept. 28).

• R-Fr. DL **Ja'Quon Griffin's** recovery of a fumble forced by **Fr. LB Demetrius Knight II** for a touchdown in the first quarter at Miami (Oct. 19) was the first defensive touchdown of the season by a Yellow Jacket. The Yellow Jackets had not scored a defensive touchdown since **Juanyeh Thomas'** 95-yard interception return for a touchdown vs. Louisville on Oct. 5, 2018 and had not scored on a fumble recovery since **David Curry's** 15-yard fumble return for a touchdown vs. Alcorn State on Sept. 1, 2018.

• On Oct. 12 at Duke, five different Yellow Jackets set career highs for tackles — So. LB **Quez Jackson** (9 - prev. career high: 7 vs. The Citadel, Sept. 14), So. DL **Kelton Dawson** (6 - prev.: 5, 2x, last vs. North Carolina, Oct. 5), Fr. LB **Demetrius Knight III** (6 - prev.: 1, 3x, last vs. UNC, Oct. 5), walk-on Jr. DL **Djimon Brooks** (5 - prev.: 2, 2x, last vs. The Citadel, Sept. 14) and Fr. DL **Sylvain Yondjouen** (4 - prev.: 1 vs. Temple, Sept. 28).

• Leading the way for Georgia Tech in tackles on the season are Jr. LB **David Curry** (81), Jr. LB **Charlie Thomas** (57) and Jr. S **Tariq Carpenter** (56).

• Curry, Thomas and Carpenter are the first Georgia Tech trio to have more than 55 tackles apiece through 10 games since 2012.

## DEFENSE

MOST TOTAL TACKLES —  
GEORGIA TECH THROUGH 10 GAMES, SINCE 2005

Player	UT-AT	Total Tackles	Year
1. Julian Burnett	50-44	94	2011
2. <b>David Curry</b>	<b>41-40</b>	<b>81</b>	<b>2019</b>
3. P.J. Davis	58-19	77	2014
4. Gerris Wilkinson	37-36	73	2005
5. Corey Griffin	58-14	72	2016
6. Chris Reis	46-25	71	2005
7. Isaiah Johnson	45-24	69	2012
8. Kamichael Hall	41-26	67	2006
Brad Jefferson	29-38	67	2009
Philip Wheeler	39-28	67	2006
11. Morgan Burnett	42-24	66	2008
Brad Jefferson	39-27	66	2010
13. P.J. Davis	41-24	65	2015
Quayshawn Nealy	47-18	65	2014
15. Jemea Thomas	55-9	64	2013
16. Dawan Landry	45-17	62	2005
Quayshawn Nealy	37-25	62	2012
Philip Wheeler	27-35	62	2007
19. Julian Burnett	27-33	60	2010
Jamal Lewis	33-27	60	2007
21. Victor Alexander	39-19	58	2017
Jabari Hunt-Days	35-23	58	2012
Jemea Thomas	42-16	58	2012
24. <b>Charlie Thomas</b>	<b>39-18</b>	<b>57</b>	<b>2019</b>
Gary Guyton	26-31	57	2007
Kamichael Hall	35-22	57	2005
27. <b>Tariq Carpenter</b>	<b>43-13</b>	<b>56</b>	<b>2019</b>
Mario Edwards	31-25	56	2010

• Curry ranks seventh in the ACC and 53rd nationally with 8.1 tackles per game.

• Curry is one of only five Power Five student-athletes (and one of just three linebackers) with at least 80 tackles, an interception and a fumble recovery this season.

## 80 TT, 1 INT, 1 FR CLUB — POWER FIVE

Player, Team	Yr.	TT	INT	FR
1. Dele Harding, Illinois <sup>^</sup>	Sr.	120	3	1
2. Hamsah Nasirildeen, Florida St.	Jr.	96	2	1
3. Terrel Bernard, Baylor <sup>^</sup>	So.	83	1	2
4. <b>David Curry, Georgia Tech<sup>^</sup></b>	<b>Jr.</b>	<b>81</b>	<b>1</b>	<b>1</b>
5. Malcolm Rodriguez, Oklahoma St.	Jr.	80	1	1

<sup>^</sup> Denotes linebacker

• Curry has tallied at least seven tackles in a game a team-leading six times this season.

• Since 2005, only Julian Burnett has recorded seven or more tackles in a game through 10 contests (nine - 2011) than Curry's six this season.

• Curry registered a career-high 16 tackles vs. North Carolina (Oct. 5), which is tied for the most tackles by a Yellow Jacket in a single game since Morgan Burnett made 16 stops against Georgia on Nov. 28, 2009.

MOST TOTAL TACKLES —  
GT SINGLE GAME, SINCE 2005

Player	Tackles	Opponent	Year
1. <b>David Curry</b>	<b>16</b>	<b>North Carolina</b>	<b>2019</b>
Morgan Burnett	16	Georgia	2009
2. Jemea Thomas	15	Ole Miss	2013*
Jemea Thomas	15	Virginia	2013
4. <b>David Curry</b>	<b>14</b>	<b>The Citadel</b>	<b>2019</b>
Isaiah Johnson	14	Pittsburgh	2014
Paul Davis	14	North Carolina	2014
Isaiah Johnson	14	Clemson	2012
Morgan Burnett	14	Louisiana State	2008
Gerris Wilkinson	14	North Carolina	2005

\* 2013 Music City Bowl

• Curry turned in one of the most impressive performances in recent memory by a collegiate defender when he recorded a sack and an interception to go along with his then-career-high 14 tackles against The Citadel.

• Curry's performance against The Citadel marked only the 13th time since 2015 that an NCAA Division I FBS student-athlete recorded at least 14 tackles, a sack and an interception in a game. Michigan State's Joe Bachie is the only other FBS player to accomplish the feat this season (Sept. 21 vs. Northwestern).

• Curry has 47 tackles in the Yellow Jackets' last four home games (14 vs. The Citadel on Sept. 14, 16 vs. UNC on Oct. 5, 10 vs. Pitt on Nov. 2 and seven vs. Virginia Tech last Saturday).

• Despite seeing limited action over the past three games due to injury, Charlie Thomas is one of only 18 Power Five conference student-athletes with at least 57 tackles, 9.0 tackles for loss and 2.0 sacks this season.

• Charlie Thomas is the only underclassman on the exclusive list.

## 57 TT, 9 TFL, 2 SACKS CLUB — POWER FIVE

Player, Team	Yr.	Tackles	TFL	Sacks
1. Evan Weaver, California	Sr.	136	10.0	2.5
2. Jordyn Brooks, Texas Tech	Sr.	102	18.0	3.0
3. Garret Wallow, TCU	Jr.	97	13.0	2.5
4. Chazz Surratt, North Carolina	Jr.	95	11.5	5.0
5. Max Richardson, Boston College	Jr.	94	14.0	3.5
6. Rayshard Ashby, Virginia Tech	Jr.	91	13.0	3.0
7. Lakiem Williams, Syracuse	Sr.	91	10.0	4.5
8. Zane Zandler, Virginia	Jr.	75	10.0	4.5
9. Isaiah Simmons, Clemson*	Jr.	74	12.5	6.0
10. Joe Bachie, Michigan St.	Jr.	72	9.5	3.5
11. Antjuan Simmons, Michigan St.	Jr.	72	14.0	3.5
12. Kenneth Murray, Oklahoma	Jr.	70	9.5	2.5
13. Amen Ogbongbemiga, Oklahoma St.	Jr.	69	10.5	3.5
14. Anfernee Jennings, Alabama	Sr.	64	10.5	6.0
15. Hamilcar Rashed Jr., Oregon St.	Jr.	60	22.5	14.0
16. Kenny Willekes, Michigan St.	Sr.	59	9.5	6.0
17. Charles Snowden, Virginia	Jr.	58	9.0	3.0
18. <b>Charlie Thomas, Georgia Tech</b>	<b>So.</b>	<b>57</b>	<b>9.0</b>	<b>2.0</b>

\* Through 11 games (all others have played 10 games)

• Charlie Thomas was responsible for Georgia Tech's lone points at Temple (Sept. 28) when he teamed up with Jr. DL **Antwan Owens** to tackle Temple RB Re'Mahn Davis in the end zone for a safety.

• Charlie Thomas stuffed the stat sheet with nine tackles, two tackles for loss, two sacks and a forced fumble (all career highs) against USF (Sept. 7).

• With his performance against USF, Charlie Thomas became the first Yellow Jacket with at least nine tackles and two sacks in a game since Jeremiah Attaochu accomplished the feat against Florida State in the 2012 ACC Championship Game (Dec. 1, 2012).

• For his efforts against USF, Charlie Thomas was named ACC Linebacker of the Week.

• As a true freshman last season, Charlie Thomas' three fumble recoveries last season were the most by a Yellow Jacket since Quayshawn Nealy in 2014 (3).

• Charlie Thomas became only the third Yellow Jacket in the past decade with as many as three fumble recoveries in a season (Jerrard Terrant — 3, 2010; Nealy — 3, 2014).

• Charlie Thomas tied a single-game school record by recovering two fumbles in the Yellow Jackets' 66-31 win at Louisville on Oct. 5 of last season (both of which led to Georgia Tech touchdowns). He is the 18th Yellow Jacket to recover two fumbles in a game.

MOST FUMBLE RECOVERIES —  
GT SINGLE-GAME HISTORY

Player	FR	Opponent	Year
1. <b>Charlie Thomas</b>	<b>2</b>	<b>Louisville</b>	<b>2018</b>
Quayshawn Nealy	2	Pittsburgh	2014
Joe Anoa'i	2	Tulsa	2003
Daryl Smith	2	Navy	2000
Jermaine Miles	2	UCF	1995
Ronald Rogers	2	Maryland	1994
Gary Brown	2	Clemson	1993
Willis Crockett	2	VMI	1988
Cedric Stallworth	2	Virginia	1986
Dante Jones	2	Tennessee	1984
Anthony Harrison	2	Tennessee	1983
Seven more tied	2	Pre-ACC era	

• Entering this season, Georgia Tech returned just three starters from last year's defense — Curry, Carpenter and sophomore cornerback **Tre Swilling**.

• There are only two seniors on the defensive side of the ball on Georgia Tech's entire roster — DL **Brentavious Glanton** and DB **Christian Campbell**. The duo has combined to make just eight starts this season (five for Glanton and three for Campbell).

• Fourteen different defensive players have made their first-career starts this season — r-Jr. DT **Djimon Brooks**, r-Fr. **T.K. Chimedza**, r-So. **Kelton Dawson**, r-Fr. DE **Jordan Domineck**, Sr. DT **Brentavious Glanton**, Jr. DE **Jaquan Henderson**, Jr. DT **Chris Martin**, So. NB **Kaleb Oliver**, Jr. DE **Antwan Owens**, r-Fr. DE **Curtis Ryans**, r-So. **Av-ery Showell**, So. S **Juanyeh Thomas**, r-Fr. CB **Zamari Walton** and Fr. DE **Sylvain Yondjouen**.

• Due to the large number of young players that have been developed on defense this season, Georgia Tech is currently set to return 92 percent of its total tackles, 92 percent of its tackles for loss, 94 percent of its sacks and 100 percent of its takeaways from this year's squad next season.

HONORING BRANDON ADAMS  
Dec. 22, 1997-March 23, 2019

• In honor of teammate **Brandon Adams**, a would-be senior defensive lineman who died on March 23, Georgia Tech head coach **Geoff Collins** has announced that a different Yellow Jacket will wear Adams' jersey number 90 for each game this season.

• Junior DL **Chris Martin** wore the No. 90 for the Yellow Jackets' season opener vs. Clemson on Aug. 29. Martin, who normally wears No. 96, was Adams' best friend on the team and has dedicated the rest of his football playing career in Adams' memory.



## JERSEY NO. 90

Game 1 vs. Clemson	Jr. DL Chris Martin
Game 2 vs. USF	Sr. TE Tyler Cooksey
Game 3 vs. The Citadel	Sr. RB Nathan Cottrell
Game 4 at Temple	Sr. WR Omahri Jarrett
Game 5 vs. North Carolina	So. DL Kelton Dawson
Game 6 at Duke	Sr. TE Tyler Davis
Game 7 at Miami (Fla.)	Jr. RB Jerry Howard Jr.
Game 8 vs. Pitt	Sr. DL Brentavious Glanton
Game 9 at Virginia	Jr. DL Djimon Brooks
Game 10 vs. Virginia Tech	Jr. LB David Curry
	Sr. OL Jared Southers

## SPECIALISTS

• Head coach Geoff Collins states repeatedly that special teams are the No. 1 priority within Georgia Tech's program, a philosophy that is highlighted by the fact that a student-athlete cannot earn playing time on offense or defense if they aren't able to contribute on special teams.

• The emphasis on special teams has paid dividends, most notably in blocked kicks. Georgia Tech has blocked three kicks in the last five games (punt blocks vs. Duke on Oct. 12 and Pitt on Nov. 2 and a field goal block vs. Miami on Oct. 19).

• Georgia Tech is tied for fifth nationally in punt blocks (2) and tied for eighth nationally in total kick blocks (3).

## MOST PUNT BLOCKS — NCAA DIVISION I FBS, 2019

1. Houston	4
2. Cincinnati	3
Nebraska	3
Penn State	3
<b>5. GEORGIA TECH</b>	<b>2</b>
Alabama	2
Arkansas State	2
Appalachian State	2
Bowling Green	2
Duke	2
East Carolina	2
Memphis	2
Michigan	2
North Texas	2
Ohio State	2
Pitt	2
Tennessee	2

## MOST TOTAL KICK BLOCKS — FBS, 2019

1. Appalachian State	5
Baylor	5
Houston	5
4. Northern Illinois	4
North Texas	4
Memphis	4
Penn State	4
<b>8. GEORGIA TECH</b>	<b>3</b>
Alabama	3
Arkansas State	3
Bowling Green	3
Cincinnati	3
Nebraska	3
New Mexico	3
Ohio State	3
Stanford	3
Temple	3
Tennessee	3
Texas A&M	3
Tulsa	3
Western Kentucky	3

• Jr. RB **Jerry Howard Jr.** has been responsible for both punt blocks this season. He is the first Yellow Jacket to block two kicks in a season since Chris Milton also blocked a pair of punts in 2015.

• Jr. DL **Antwan Owens** blocked a would-be game-winning 25-yard field goal attempt by Miami with just 26 seconds to go in regulation of Georgia Tech's 28-21 overtime win at Miami. It was the Yellow Jackets' first field goal block since GT blocked a field goal at Virginia Tech on Nov. 12, 2016.

• Georgia Tech has blocked 22 kicks since the beginning of the 2013 season, which is tied for the 10th-most by an NCAA Division I FBS team during that span.

• However, Georgia Tech's three kick blocks this season are its first since 2017. The Yellow Jackets went 21 games between blocking kicks at Virginia on Nov. 4, 2017 and at Duke on Oct. 12, 2019.

• The nation's most blocked kicks over the past seven seasons belong to Temple (27). Six of those came the last two seasons (2017-18), when current Georgia Tech head coach **Geoff Collins** was at the helm of the Owls. Temple blocked five kicks in 2018 alone, which was good for a tie for fifth nationally.

## MOST BLOCKED KICKS SINCE 2013 (FBS)

Temple	27
Oklahoma State	24
Southern California	24
Texas A&M	24
BYU	24
Air Force	23
Northern Illinois	23
North Texas	23
<b>GEORGIA TECH</b>	<b>22</b>
Arkansas State	22
Rutgers	21
Indiana	19
Virginia Tech	19

• Two of Georgia Tech's three postseason honorees in 2018 earned the recognition on special teams — So. P **Pressley Harvin III** and Fr. KR **Juanyeh Thomas**.

• Through the first 10 games of his junior campaign, Harvin has punted 63 times for a 44.3-yard average.

• Despite being somewhat limited due to a number of opportunities to pin opponents deep inside their territory, Harvin's 44.3-yard punting average ranks 19th nationally this season.

• With two games remaining in the 2019 season, Harvin is yet again on pace to enter the Georgia Tech record book yet again with his 44.3-yard average.

• If he maintains his current average, Harvin would become one of only two Georgia Tech punter with two single-season averages among the school's all-time top 10, joining 2007 Ray Guy Award winner Durant Brooks, who recorded the school's second- and fourth-highest all-time averages in 2006 and '07.

## PUNT AVERAGE —

## GT SINGLE-SEASON HISTORY (MIN. 25 PUNTS)

Player	Year	Average
1. Rodney Williams	1997	45.64
2. Durant Brooks	2006	45.52
3. Jason Bender	1994	45.51
4. Durant Brooks	2007	45.06
— Pressley Harvin III	2019	44.35
5. Pressley Harvin III	2017	44.10
6. Dan Dyke	1999	43.80
7. Ryan Rodwell	2016	43.13
8. Jeff Pierce	1981	42.86
9. Ron Rice	1982	42.60
10. Rodney Williams	1998	42.52

• Perhaps more impressively, 16 of Harvin's 63 punts have been downed inside the 20-yard line and seven have been downed inside the 10-yard line. Harvin's 16 punts downed inside the 20 rank seventh in the ACC.

• Twenty of Harvin's 63 punts this season have traveled 50 yards or more. He has had at least one punt travel 50 yards or more in every game this season.

• Harvin has 13 punts of 50 yards or more over the past five games, including a season-long 58-yarder and a career-high-tying five punts that traveled at least 50 yards last Saturday vs. Virginia Tech.

• Harvin averaged a whopping 51.4 yards per punt against Duke, by far his highest average of the season (prev.: 43.3 at Temple, Sept. 28).

• Harvin displayed another weapon in his arsenal at Miami, when he threw a 41-yard touchdown pass to Sr. gunner **Nathan Cottrell** in the first quarter of the Yellow Jackets' 28-21 overtime victory.

• Harvin's completion was the first of his career. He was previously 0-for-1 as a passer, with his only attempt coming as a true freshman at Duke in 2017.

• Harvin has a 774.4 pass-efficiency rating this season and a 387.2 rating for his career.

• The touchdown reception was the first touchdown catch and the longest reception of Cottrell's career. Prior to the 41-yard catch, he had three career receptions for 12 yards.

• After averaging 45.5 yards per punt to go along with the touchdown pass at Miami, Harvin was named the ACC co-Specialist of the Week. It was the first weekly ACC honor of the junior's career.

• One of the nation's least-utilized weapons a season ago, Harvin would've led the ACC and ranked 16th nationally through the 2018 regular season with a 44.3-yard punting average (*he did not qualify for official NCAA/ACC statistical rankings because he fell far short of the minimum 3.6 attempts per game*).

• Harvin III's season average fell to 41.3 yards per punt after he uncharacteristically punted four times for 75 yards (18.8 avg.) in the Quick Lane Bowl vs. Minnesota.

• As a true freshman in 2017, Harvin III set a Georgia Tech freshman record by averaging 44.1 yards per punt.

• Despite the limited opportunities, Harvin was named second-team all-ACC as a sophomore in 2018.

• Thomas earned true freshman all-America recognition in 2018 on the strength of returning two kickoffs for touchdowns this season, with both coming in the final two games of the regular season — a 77-yard return vs. Virginia (Nov. 17) and a 100-yarder at No. 5 Georgia (Nov. 24).

• With his two kickoff returns for touchdowns last season, Thomas set or matched five school records.

## JUANYEH THOMAS SCHOOL RECORDS

1) His 100-yard kickoff return vs. Georgia is tied for the longest in school history. Thomas became the fourth Yellow Jacket to achieve the feat, joining Drew Hill (vs. Georgia, 1978) Dez White (vs. Maryland, 1998) and Jamal Golden (vs. North Carolina, 2012).

2) He is the third player in school history with two kickoff returns for touchdowns in a single season, joining Hill (1978) and Golden (2012).

3) He is the first Georgia Tech freshman with two kickoff returns for touchdowns and one of only two Tech freshmen with even one kickoff return for a TD (joining White, 1997).

4) He is the fifth player in school history with two kickoff returns for touchdowns in a career, joining Hill (1975-78), Gary Lee (1983-86), White (1997-99) and Golden (2011-15).

5) He is the only player in school history to return kickoffs for touchdowns in consecutive games.

• Thomas has had limited opportunities in the return game this season due to an injury sustained in the season opener at Clemson (Aug. 29). In fact, he has had only three kickoff returns for 61 yards in the nine games since the opener at Clemson.



## SPECIALISTS

• Georgia Tech So. WR/QB **Tobias Oliver** has stolen the spotlight as a kick returner this season, ranking fifth in the ACC and 40th nationally with a 22.2-yard average (13 returns for 288 yards).

## 2019 HONORS AND AWARDS

**ACC Linebacker of the Week**

So. LB Charlie Thomas (Sept. 7 vs. USF)

**ACC co-Specialist of the Week**

Jr. P Pressley Harvin III (Oct. 19 at Miami)

**Burlsworth Trophy Nominee** (walk-on)

So. OL William Lay III

**Doak Walker Award Watch List** (running back)

So. RB Jordan Mason

Jr. RB Jerry Howard Jr.

**Mackey Award Watch List** (tight end)

Sr. TE Tyler Davis

**Rimington Trophy Watch List** (Center)

Sr. C Kenny Cooper

**Ray Guy Award Watch List** (punter)

Jr. P Pressley Harvin III

**Allstate AFCA Good Works Team** (community service)

Sr. OL/DL Jahaziel Lee

**Wuerffel Trophy Nominee** (community service)

Sr. OL/DL Jahaziel Lee

**Senior Bowl Watch List**

Sr. TE Tyler Davis

Sr. OL Jared Southers

## MISCELLANEOUS

• New head coach **Geoff Collins** inherited one of college football's youngest teams when he took the reins at Georgia Tech.

• Georgia Tech's 2019 roster includes just 11 seniors (third-fewest in NCAA Division I FBS) and a total of 55 freshmen (28 true, 27 redshirt — 12th-most in NCAA Division I FBS).

## FEWEST SENIORS IN 2019 — NCAA DIVISION I FBS

1. Texas A&M	6
2. Coastal Carolina	10
3. <b>GEORGIA TECH</b>	11
4. Rice	12

## MOST FRESHMEN IN 2019 — NCAA DIVISION I FBS

1. Nebraska	78
2. Oklahoma State	72
3. UCLA	64
4. Virginia	63
Virginia Tech	63
6. Coastal Carolina	62
Iowa	62
8. Kansas State	60
SMU	60
10. Alabama	57
11. Texas	56
12. <b>GEORGIA TECH</b>	55

• Of the 11 seniors on Georgia Tech's roster, three of the most significant contributors — OL **Kenny Cooper** and **Jahaziel Lee** and WR **Jalen Camp** — are out for the remainder of the season due to injury.

• With Lee, Cooper and Camp out of the lineup, there are only four seniors remaining on Georgia Tech's roster that have started games this season: TE **Tyler Davis** and OL **Jared Southers** (graduate transfers from UConn and Vanderbilt, respectively), DL **Brentavious Glanton** and DB **Christian Campbell**.

• In five games since Camp and Cooper underwent season-ending surgeries prior to the North Carolina game (Oct. 5), freshmen and sophomores have played more than 70 percent of Georgia Tech's total snaps in each game.

• In each of the last two games (Nov. 9 at Virginia, last Saturday vs. Virginia Tech), Georgia Tech has been without 13 student-athletes that have been listed Above The Line this season.

• The 13 Above The Line players unavailable for last Saturday's game against Virginia Tech included four defensive linemen (Fr. **Chico Bennett Jr.**, r-So. **Kelton Dawson**, r-Jr. **Chris Martin** and Jr. **Antwan Owens**) that have been primary contributors for the Yellow Jackets this season. Dawson, Martin and Owens have combined to make 20 starts.

• For the Virginia game, 14 of the 72 student-athletes that were on Georgia Tech's travel roster are walk-ons.

• Highlighting Collins' "Above The Line" philosophy and Georgia Tech's injury situation, 44 different student-athletes have started for the Yellow Jackets on offense or defense this season, which is tied for the fourth-highest total in the nation and second among Power Five programs.

## MOST STARTERS IN 2019 — NCAA DIVISION I FBS

1. BYU	49
2. Old Dominion	47
3. NC State	45
4. <b>GEORGIA TECH</b>	44
UMass	44
6. Tennessee	43
Fresno State	43
8. Houston	42
Wyoming	42
10. Troy	41
New Mexico	41
Coastal Carolina	41
West Virginia	41
14. USC	40
TCU	40

• Since the beginning of the 2016 season, Georgia Tech has played games in seven different National Football League stadiums (Mercedes-Benz Stadium - Atlanta, Ford Field - Detroit, TIAA Bank Field - Jacksonville, Hard Rock Stadium - Miami, Lincoln Financial Field - Philadelphia, Heinz Field - Pittsburgh and Raymond James Stadium - Tampa Bay), which is the most NFL stadiums that any college football team has played in during that span.

## MOST NFL STADIUMS PLAYED IN BY COLLEGE FOOTBALL TEAMS (SINCE 2016)

**7 — GEORGIA TECH** — Atlanta, Detroit, Jacksonville, Miami, Philadelphia, Pittsburgh, Tampa Bay

**6 — Alabama** — Atlanta, Dallas, Miami, New Orleans, San Francisco, Tampa Bay,

**6 — BYU** — Arizona, New England, New Orleans, San Diego, Tampa Bay, Washington

**6 — Clemson** — Arizona, Carolina, Dallas, New Orleans, San Francisco, Tampa Bay

**5 — Notre Dame** — Dallas, Jacksonville, Los Angeles (Rams), Miami, New York

**5 — Wisconsin** — Dallas, Green Bay, Indianapolis, Miami, Tampa Bay

**4 — Auburn** — Atlanta, Dallas, New Orleans, Tennessee

**4 — Florida** — Atlanta, Dallas, Jacksonville, Tampa Bay

**4 — Mississippi State** — Jacksonville, New England, New Orleans, Tampa Bay

**4 — Navy** — Baltimore, Jacksonville, Philadelphia, Tampa Bay

## GEORGIA TECH COACHES ON GAMEDAY

## ON THE FIELD

**Head Coach:**

Geoff Collins — First season (Western Carolina, 1994)

**Asst. Head Coach/Run Game Coordinator/Offensive Line:**

Brent Key — First season (Georgia Tech, 2001)

**Defensive Coordinator/Linebackers:**

Andrew Thacker — First season (Furman, 2007)

**Running Backs:**

Tashard Choice — First season (Georgia Tech, 2007)

**Defensive Ends/Outside Linebackers:**

Marco Coleman — First season (Flagler, 2015)

**Wide Receivers:**

Kerry Dixon — First season (Hampton, 2004)

**Defensive Line:**

Larry Knight — First season (Central Michigan, 2010)

**Cornerbacks/Defensive Special Teams Coordinator:**

Jeff Popovich — First season (Miami (Fla.), 2000)

## IN THE BOOTH

**Offensive Coordinator/Quarterbacks:**

Dave Patenaude — First season (Central Connecticut State, 1990)

**Co-Defensive Coordinator/Safeties:**

Nathan Burton — First season (Georgia Tech, 2005)

**Tight Ends/Tackles/Offensive Special Teams Coordinator:**

Chris Wiesehan — First season (Wabash, 1994)

# ABOVE THE LINE

Since he was first asked about depth charts and two-deeps, Georgia Tech head coach Geoff Collins has insisted that he doesn't believe in them. He coaches his student-athletes to be **ABOVE THE LINE (ATL)**. Those who are ATL are ready to play and can see game action, while others work to get to that level. In place of a traditional depth chart that often omits some student-athletes who see game action and lists others who seldom enter the game,

The ATL list is updated on Thursday of each game week. The list below reflects those who are ATL for Game 11 vs. NC State.

## OFFENSE (Spread Pro-Style)

### OFFENSIVE LINE

No.	Name	Ht.	Wt.	Class
56	Connor Hansen	6-2	314	Jr.
57	Mikey Minihan	6-3	297	r-So.
59	Scott Morgan	6-4	302	r-Sr.
63	Chet Lagod	6-0	282	r-Jr.
65	Austin Smith	6-5	295	r-Fr.
70	Jared Southers	6-5	310	r-Sr.
72	Charlie Clark	6-4	292	r-So.
73	Zach Quinney	6-6	295	r-So.
78	Jack DeFoor	6-5	305	r-Jr.
79	William Lay III	6-2	305	r-So.

### TIGHT END

No.	Name	Ht.	Wt.	Class
9	Tyler Davis	6-4	250	r-Sr.
43	Tyler Cooksey	6-2	236	r-Sr.
80	Dylan Leonard	6-5	215	Fr.
83	Dylan Deveney	6-6	256	Fr.

### WIDE RECEIVER

No.	Name	Ht.	Wt.	Class
8	Tobias Oliver	6-2	190	r-So.
10	Ahmarean Brown	5-10	155	Fr.
12	Adonias Sanders	6-1	195	r-So.
15	Malachi Carter	6-3	195	So.
18	PeJe' Harris	6-3	212	r-Fr.
26	Josh Blancato	5-10	180	r-So.
82	Kalani Norris	6-0	170	Fr.

### QUARTERBACK

No.	Name	Ht.	Wt.	Class
4	James Graham	6-1	192	r-Fr.
7	Lucas Johnson	6-3	215	r-So.
13	Jordan Yates	6-0	200	Fr.

### RUNNING BACK

No.	Name	Ht.	Wt.	Class
5	Jerry Howard Jr.	6-0	217	Jr.
22	Jamious Griffin	5-10	212	Fr.
27	Jordan Mason	6-1	219	r-So.

### FLEX

No.	Name	Ht.	Wt.	Class
2	Omahri Jarrett	5-10	185	r-Sr.
24	Christian Malloy	5-10	201	r-Fr.
31	Nathan Cottrell	5-11	193	r-Sr.

## DEFENSE (4-2-5 Effort Based)

### DEFENSIVE END

No.	Name	Ht.	Wt.	Class
32	Sylvain Yondjouen	6-4	255	Fr.
41	Jaquan Henderson	6-1	211	Jr.
42	Jordan Domineck	6-3	225	r-Fr.
52	Justice Dingle	6-3	265	r-Fr.
91	Kelton Dawson	6-3	258	r-So.
98	Curtis Ryans	6-5	240	r-Fr.

### DEFENSIVE TACKLE

No.	Name	Ht.	Wt.	Class
86	Djimon Brooks	6-1	300	r-Jr.
92	Ja'Quon Griffin	6-0	276	r-Fr.
93	T.K. Chimedza	6-3	295	r-Fr.
94	Mike Lockhart	6-4	282	Fr.
97	Brentavious Glanton	6-3	302	r-Sr.

### LINEBACKER

No.	Name	Ht.	Wt.	Class
6	David Curry	6-2	230	r-Jr.
17	Demetrius Knight	6-2	230	Fr.
25	Charlie Thomas	6-2	210	So.
44	Quez Jackson	6-1	219	So.
45	Taylor McCawley	6-0	216	Fr.

### SAFETY

No.	Name	Ht.	Wt.	Class
1	Juanyeh Thomas	6-3	216	So.
2	Tariq Carpenter	6-2	223	Jr.
10	Christian Campbell	6-2	210	r-Sr.
13	Avery Showell	6-1	208	r-So.
14	Jaylon King	6-1	186	r-Fr.

### CORNERBACK

No.	Name	Ht.	Wt.	Class
3	Tre Swilling	6-0	200	r-So.
16	Myles Sims	6-3	185	r-Fr.
21	Zamari Walton	6-3	180	r-Fr.
23	Jordan Huff	6-2	191	Fr.

### NICKEL/DIME

No.	Name	Ht.	Wt.	Class
22	Kaleb Oliver	6-4	212	r-So.
24	Kenan Johnson	6-1	176	Fr.
33	Jaylin Askew	5-11	180	Jr.

## SPECIALISTS

### PLACE KICKER

No.	Name	Ht.	Wt.	Class
37	Brenton King	6-0	176	r-So.
38	Wesley Wells	6-0	205	So.

### PUNTER

No.	Name	Ht.	Wt.	Class
27	Pressley Harvin III	6-0	245	Jr.

### LONG SNAPPER

No.	Name	Ht.	Wt.	Class
52	Cade Long	5-11	220	r-Fr.
66	Jack Coco	6-3	276	r-So.

### RETURN SPECIALIST (KICKOFF AND PUNT)

No.	Name	Ht.	Wt.	Class
1	Juanyeh Thomas	6-3	216	So.
8	Tobias Oliver	6-2	190	r-So.
10	Ahmarean Brown	5-10	155	Fr.
26	Josh Blancato	5-10	180	r-So.

## PRONUNCIATION GUIDE

### Student-Athletes

1	JUANYEH Thomas	wahn-YAY
2	OMAHRI Jarrett	oh-MAR-ee
7	ANTONNEOUS Clayton	an-TONE-ee-us
8	TOBIAS Oliver	toe-BYE-us
10	AHMAREAN Brown	uh-MAR-ee-in
13	Avery SHOWELL	sho-ELL
18	PEJE' Harris	P.J.
18	Rich STANZIONE	stan-zee-OWN
20	JAIR Hawkins-Anderson	jah-EER
20	TJAJI Whatley	TIE-jay
21	ZAMARI Walton	zuh-MAR-ee
27	Josh BLANCATO	blahn-COT-oh
28	DONTAE Smith	DON-tay
29	TARIQ Carpenter	tuh-REEK
31	Nathan COTTRELL	COT-trill
31	KENAN Johnson	KEE-nin
32	Sylvain YONDJOUEN	yun-JEW-in
33	JAYTLIN ASKEW	JATE-lynn ASK-you
36	Joseph MACRINA	mah-CREEN-uh
38	AJANI Kerr	uh-JOHN-ee
41	JAQUAN Henderson	JAY-qwon
45	Tony AMERSON	AM-er-sun
54	Jerrold ABEE	AY-bee
57	Lucas PATELLES	puh-TELL-iss
63	Chet LAGOD	luh-GOD
70	Jared SOUTHERS	SUH-thers
82	KALANI Norris	kuh-LAHN-ee
83	Dylan DEVENEY	duh-VAIN-ee
86	DJIMON Brooks	JAH-mon
93	T.K. CHIMEDZA	chih-MED-zuh
95	JAHAZIEL Lee	juh-HAY-zull
97	BRENTAVIOUS Glanton	brent-TAY-vee-us

### Coaches

TASHARD Choice	tuh-SHARD
Dave PATENAUE	PAT-in-node
Chris WIESEHAN	WEEZ-uh-hann

# 2019 ROSTERS

ALPHABETICAL			NUMERICAL						
NO.	NAME	POS.	NO.	NAME	POS.	HT.	WT.	CLASS	HOMETOWN/HIGH SCHOOL (PREVIOUS COLLEGE)
54	Jerrold Abee	LB	1	Jalen Camp	WR	6-2	220	Sr.	Cumming, Ga./South Forsyth
*90	Brandon Adams	DL	1	Juanyeh Thomas	DB	6-3	216	So.	Niceville, Fla./Niceville
18	Derrik Allen	DB	2	Tariq Carpenter	DB	6-2	223	Jr.	Ludowici, Ga./Long County
45	Tony Amerson	RB	2	Omahri Jarrett	WR	5-10	185	r-Sr.	Douglasville, Ga./New Manchester
33	Jaytlin Askew	DB	3	Tre Swilling	DB	6-0	200	r-So.	New Orleans, La./Brother Martin
67	Tad Aycok	OL	4	James Graham	QB	6-1	192	r-Fr.	Fitzgerald, Ga./Fitzgerald
15	Chico Bennett, Jr.	DE	5	Jerry Howard Jr.	RB	6-0	217	Jr.	Rock Hill, S.C./Northwestern
26	Josh Blancato	WR	6	David Curry	LB	6-2	230	r-Sr.	Buford, Ga./Buford
40	Michael Brimer	DB	7	Lucas Johnson	QB	6-3	215	r-Jr.	San Diego, Calif./Mount Carmel
30	Olin Broadway	LB	8	Tobias Oliver	WR/QB	6-2	190	r-So.	Warner Robins, Ga./Northside
86	Djimon Brooks	DL	9	Tyler Davis	TE	6-4	250	r-Sr.	North Bellmore, N.Y./Mepham (UConn)
10	Ahmarean Brown	WR	10	Ahmarean Brown	WR	5-10	155	Fr.	Tampa, Fla./Jefferson
16	Liam Byrne	QB	10	Christian Campbell	DB	6-2	210	r-Sr.	Ponchatoula, La./Ponchatoula
1	Jalen Camp	WR	10	Josh Carlson	DB	5-10	177	Jr.	Johns Creek, Ga./Home School
50	Jamal Camp	DL	11	Antonneous Clayton	DL	6-2	265	R-Jr.	Vienna, Ga./Dooly County (Florida)
10	Christian Campbell	DB	11	Marquez Ezzard	WR	6-2	205	R-Fr.	Atlanta, Ga./Stockbridge (Miami (Fla.))
10	Josh Carlson	DB	11	Devin Smith	DB	5-10	178	r-So.	Acworth, Ga./Harrison
2	Tariq Carpenter	DB	12	Bruce Jordan-Swilling	LB	6-1	225	Jr.	New Orleans, La./Brother Martin
15	Malachi Carter	WR	12	Adonias Sanders	WR	6-1	195	r-So.	North Charleston, S.C./Fort Dorchester
93	T.K. Chimedza	DL	13	Avery Showell	DB	6-1	208	r-So.	Atlanta, Ga./Cartersville
72	Charlie Clark	OL	13	Jordan Yates	QB	6-0	200	Fr.	Alpharetta, Ga./Milton
7	Antonneous Clayton	DL	14	Jaylon King	DB	6-1	186	r-Fr.	La Vergne, Tenn./Ensworth
66	Jack Coco	OL	14	Ryan Lantz	QB	6-1	190	r-Fr.	North Palm Beach, Fla./Suncoast Community
43	Tyler Cooksey	TE	15	Chico Bennett, Jr.	DE	6-4	228	Fr.	Ashburn, Va./Battle Ground Academy (Tenn.)
55	Kenny Cooper	OL	15	Malachi Carter	WR	6-3	195	So.	Lawrenceville, Ga./Mountain View
31	Nathan Cottrell	RB	16	Liam Byrne	QB	6-4	202	r-So.	Woodstock, Ga./Woodstock
6	David Curry	LB	16	Myles Sims	DB	6-3	185	r-Fr.	Atlanta, Ga./Westlake (Michigan)
9	Tyler Davis	TE	17	Demetrius Knight	LB	6-2	230	Fr.	Locust Grove, Ga./Strong Rock Christian
91	Kelton Dawson	DL	18	PeJe' Harris	WR	6-3	212	r-Fr.	Newnan, Ga./Newnan
78	Jack DeFoor	OL	18	Derrik Allen	DB	6-2	213	r-Fr.	Marietta, Ga./Lassiter (Notre Dame)
83	Dylan Deveney	TE	20	Jair Hawkins-Anderson	WR/DB	6-1	187	r-Jr.	Suwanee, Ga./Northview
52	Justice Dingle	DL	21	Stephen Dolphus	WR	6-5	217	r-Jr.	Macon, Ga./Westside
21	Stephen Dolphus	WR	21	Zamari Walton	DB	6-3	180	r-Fr.	Melbourne, Fla./Melbourne Central Catholic
42	Jordan Domineck	DL	22	Jamious Griffin	RB	5-10	212	Fr.	Rome, Ga./Rome
99	D'Quon Douse	DL	22	Kaleb Oliver	DB	6-4	212	r-So.	La Vergne, Tenn./Oakland
32	Devin Ellison	RB	23	Jordan Huff	DB	6-2	191	Fr.	Madison, Ga./Morgan County
47	Cornelius Evans	LB	23	Austin Nash	WR	5-10	177	r-So.	Grayson, Ga./Grayson
11	Marquez Ezzard	WR	24	Kenan Johnson	DB	6-1	176	Fr.	Minneola, Fla./Lake Minneola
85	Hinson Fowler	DL	24	Christian Malloy	RB	5-10	201	r-Fr.	Lilburn, Ga./Parkview
47	Henry Freer	LS	25	Charlie Thomas	LB	6-2	210	So.	Thomasville, Ga./Thomasville
75	Scotty Fulgham	OL	26	Josh Blancato	WR	5-10	180	r-So.	Marietta, Ga./Kell
47	Cliff Gandis	PK/P	27	Pressley Harvin III	P	6-0	245	Jr.	Alcolu, S.C./Sumter
68	Hamp Gibbs	OL	27	Jordan Mason	RB	6-1	219	r-So.	Gallatin, Tenn./Gallatin
97	Brentavious Glanton	DL	28	Dontae Smith	RB	5-11	190	r-Fr.	Spring Hill, Tenn./Spring Hill
4	James Graham	QB	28	Jeremiah Smith	DB	6-2	190	Fr.	Grayson, Ga./Grayson
22	Jamious Griffin	RB	29	Keegan Hemingway	RB	5-6	180	r-So.	Boyds, Md./Pooleville
92	Ja'Quon Griffin	DL	30	Olin Broadway	LB	6-3	231	r-So.	Atlanta, Ga./St. Pius X
56	Connor Hansen	OL	31	Nathan Cottrell	RB	5-11	193	r-Sr.	Knoxville, Tenn./Knoxville West
18	PeJe' Harris	WR	31	Thompson Rudolph	DB	6-0	195	r-Fr.	Spartanburg, S.C./Spartanburg
27	Pressley Harvin III	P	32	Devin Ellison	RB	5-9	200	Fr.	Jacksonville, Fla./Bartram Trail
20	Jair Hawkins-Anderson	WR/DB	32	Sylvain Yondjouen	DL	6-4	255	Fr.	Ruisbroek, Belgium/Don Bosco
29	Keegan Hemingway	RB	33	Jaytlin Askew	DB	5-11	180	Jr.	Douglasville, Ga./McEachern
41	Jaquan Henderson	DL	36	Joseph Macrina	TE	6-0	259	r-Jr.	Suwanee, Ga./Northview
5	Jerry Howard Jr.	RB	36	Rich Stanzione	DB	6-0	201	r-Jr.	Washington Township, N.J./Williamstown (Stetson)
23	Jordan Huff	DB	37	Brenton King	PK	6-0	176	r-So.	Auburn, Ga./Mill Creek
44	Quez Jackson	LB	38	Ajani Kerr	DB	6-0	190	r-Jr.	Powder Springs, Ga./McEachern
2	Omahri Jarrett	WR	38	Wesley Wells	PK	6-0	205	So.	Dahlonega, Ga./Lumpkin County
48	Luke Johns	DL	39	Wesley Walker	DB	6-1	194	Fr.	Nashville, Tenn./Ensworth
24	Kenan Johnson	DB	40	Michael Brimer	DB	5-11	181	r-So.	Acworth, Ga./Harrison (NJIT)
7	Lucas Johnson	QB	41	Jaquan Henderson	DL	6-1	211	Jr.	Covington, Ga./Newton
12	Bruce Jordan-Swilling	LB	42	Jordan Domineck	DL	6-3	225	r-Fr.	Lakeland, Fla./George Jenkins
71	Harrison Jump	OL	43	Tyler Cooksey	TE	6-2	236	r-Sr.	Suwanee, Ga./Greater Atlanta Christian School
38	Ajani Kerr	DB	44	Quez Jackson	LB	6-1	219	So.	Fort Valley, Ga./Peach County
37	Brenton King	PK	45	Tony Amerson	RB	5-11	209	Fr.	Montgomery, Ala./St. James
14	Jaylon King	DB	45	Taylor McCawley	LB	6-0	216	Fr.	Birmingham, Ga./East Coweta
17	Demetrius Knight	LB	46	Henry Freer	LS	6-0	200	Fr.	College Park, Ga./Woodward Academy
63	Chet Lagod	OL	47	Cornelius Evans	LB	6-4	205	Fr.	Lawrenceville, Ga./Central Gwinnett

# 2019 ROSTERS

NO.	NAME	POS.	HT.	WT.	CLASS	HOMETOWN/HIGH SCHOOL (PREVIOUS COLLEGE)	NO.	NAME	POS.
47	Cliff Gandis	PK/P	6-1	218	r-Fr.	Greer, S.C./Christ Church Episcopal School	14	Ryan Lantz	QB
47	Nathan Tyler	TE	6-2	215	r-Fr.	Gibson, Ga./Glascok County	79	William Lay III	OL
48	Luke Johns	DL	6-5	256	r-Fr.	Dalton, Ga./Southeast Whitfield	51	Jahaziel Lee	DL
49	Spence Massey	RB	6-1	208	Fr.	Tifton, Ga./Tiftarea Academy	80	Dylan Leonard	TE
50	Jamal Camp	DL	6-2	292	Fr.	Cumming, Ga./South Forsyth	94	Mike Lockhart	DL
51	Jahaziel Lee	OL/DL	6-2	300	Sr.	Ponchatoula, La./Ponchatoula	52	Cade Long	LS
52	Justice Dingle	DL	6-3	265	r-Fr.	Bowling Green, Ky./Bowling Green	36	Joseph Macrina	TE
52	Cade Long	LS	5-11	220	r-Fr.	Hixson, Tenn./Baylor School	24	Christian Malloy	RB
54	Jerrod Abee	LB	6-1	203	r-So.	Gainesville, Ga./Lakeview Academy	96	Chris Martin	DL
55	Kenny Cooper	OL	6-3	317	Sr.	Calhoun, Ga./Sonoraville	27	Jordan Mason	RB
56	Connor Hansen	OL	6-2	314	Jr.	Tallahassee, Fla./Chiles	49	Spence Massey	RB
57	Mikey Minihan	OL	6-3	297	r-So.	Honolulu, Hawaii/Saint Louis	61	Michael Maye	OL
57	Lucas Patelles	LS	5-8	198	r-Jr.	Fayetteville, Ga./Starr's Mill	45	Taylor McCawley	LB
58	Will Scissum	OL	6-2	265	Fr.	Marietta, Ga./The Walker School	84	Chris Miller	TE
59	Scott Morgan	OL	6-4	302	r-Sr.	Woodstock, Ga./Etowah	57	Mikey Minihan	OL
61	Michael Maye	OL	6-3	310	r-Fr.	Hoover, Ala./Hoover	77	Matthew Morgan	OL
63	Chet Lagod	OL	6-0	282	r-Jr.	Marietta, Ga./Marist	59	Scott Morgan	OL
65	Austin Smith	OL	6-5	295	r-Fr.	McDonough, Ga./Ola	23	Austin Nash	WR
66	Jack Coco	OL	6-3	276	r-So.	Johns Creek, Ga./Johns Creek	82	Kalani Norris	WR
67	Tad Aycock	OL	6-3	284	r-Fr.	Roswell, Ga./Fellowship Christian School	22	Kaleb Oliver	DB
68	Hamp Gibbs	OL	6-3	293	r-So.	Augusta, Ga./Augusta Prep	8	Tobias Oliver	WR/QB
70	Jared Southers	OL	6-5	310	r-Sr.	South Orange, N.J./Seton Hall Prep (Vanderbilt)	89	Antwan Owens	DL
71	Harrison Jump	OL	6-5	275	r-Fr.	Statham, Ga./Prince Avenue Christian School	81	Zach Owens	WR
72	Charlie Clark	OL	6-4	292	r-So.	Atlanta, Ga./Marist	57	Lucas Patelles	LS
73	Zach Quinney	OL	6-6	295	r-So.	Savannah, Ga./Savannah Christian Prep	73	Zach Quinney	OL
75	Scotty Fulgham	OL	6-3	303	Fr.	Tuscaloosa, Ala./Tuscaloosa Academy	31	Thompson Rudolph	DB
76	Kevin Wolf	OL	6-6	291	r-Fr.	Charlotte, N.C./Providence Day School	98	Curtis Ryans	DL
77	Matthew Morgan	OL	6-4	300	r-Fr.	Woodstock, Ga./Etowah	12	Adonias Sanders	WR
78	Jack DeFoor	OL	6-5	305	r-Jr.	Calhoun, Ga./Calhoun (Ole Miss)	58	Willard Scissum	OL
79	William Lay III	OL	6-2	305	r-So.	Bowersville, Ga./Hart County	13	Avery Showell	DB
80	Dylan Leonard	TE	6-5	215	Fr.	Milton, Ga./Milton	16	Myles Sims	DB
81	Zach Owens	WR	6-3	210	Fr.	Marietta, Ga./Pope	65	Austin Smith	OL
82	Kalani Norris	WR	6-0	170	Fr.	Miami, Fla./Christopher Columbus	11	Devin Smith	DB
83	Dylan Deveney	TE	6-6	256	Fr.	Medford, N.J./The Hun School	28	Dontae Smith	RB
84	Chris Miller	TE	6-4	222	Fr.	Atlanta, Ga./St. Pius X	28	Jeremiah Smith	DB
85	Hinson Fowler	DL	6-2	275	r-Fr.	Augusta, Ga./Augusta Prep	70	Jared Southers	OL
86	Dijmon Brooks	DL	6-1	300	r-Jr.	Sandersville, Ga./Washington County	36	Rich Stanzione	DB
87	Ben Wilhelm	TE	6-6	230	Fr.	Thomasville, Ga./Thomas County Central	3	Tre Swilling	DB
88	Josh Tukes	TE	6-6	220	r-So.	Covington, Ga./Newton	25	Charlie Thomas	LB
89	Antwan Owens	DL	6-4	275	Jr.	Tallahassee, Fla./Godby	1	Juanyeh Thomas	DB
*90	Brandon Adams	DL	6-2	325	Sr.	Brentwood, Tenn./Brentwood Academy	88	Josh Tukes	TE
91	Kelton Dawson	DL	6-3	258	r-So.	Stockbridge, Ga./Stockbridge	47	Nathan Tyler	TE
92	Ja'Quon Griffin	DL	6-0	276	r-Fr.	Rome, Ga./Rome	39	Wesley Walker	DB
93	T.K. Chimedza	DL	6-3	295	r-Fr.	Dacula, Ga./IMG Academy	21	Zamari Walton	DB
94	Mike Lockhart	DL	6-4	282	Fr.	Birmingham, Ala./Huffman	38	Wesley Wells	PK
96	Chris Martin	DL	6-1	285	r-Jr.	Loganville, Ga./Grayson	87	Ben Wilhelm	TE
97	Brentavious Glanton	DL	6-3	302	r-Sr.	Albany, Ga./Monroe Comprehensive	76	Kevin Wolf	OL
98	Curtis Ryans	DL	6-5	240	r-Fr.	Kennesaw, Ga./North Cobb	13	Jordan Yates	QB
99	D'Quon Douse	DL	6-3	264	Fr.	Savannah, Ga./Calvary Day School	32	Sylvain Yondjouen	DL

\* in memoriam; died March 23, 2019

## COACHING AND SUPPORT STAFF

**Head Coach:** Geoff Collins (Western Carolina, 1994) — 1st season at Georgia Tech  
**Assistant Head Coach/Run Game Coord./OL:** Brent Key (Georgia Tech, 2001)  
**Offensive Coord./QB:** Dave Patenaude (Central Connecticut St., 1990)  
**Defensive Coordinator/Linebackers:** Andrew Thacker (Furman, 2007)  
**Co-Defensive Coordinator/Safeties:** Nathan Burton (Georgia Tech, 2005)  
**Running Backs/Off. Recruiting Coord.:** Tashard Choice (Georgia Tech, 2007)  
**Defensive Ends/Outside Linebackers:** Marco Coleman (Flagler, 2015)  
**Wide Receivers:** Kerry Dixon (Hampton, 2004)  
**Defensive Line/Def. Recruiting Coord.:** Larry Knight (Central Michigan, 2010)  
**Cornerbacks/Def. Special Teams Coord.:** Jeff Popovich (Miami (Fla.), 2000)  
**Tight Ends/Offensive Special Teams Coord.:** Chris Wiesehan (Wabash, 1994)  
**Chief of Staff:** Vince Sinagra (Rhode Island, 1975)  
**General Manager:** Patrick Suddes (Alabama, 2005)  
**Head FB Strength and Conditioning Coach:** Lewis Caralla (Defiance, 2008)  
**Director of Applied Sports Science:** Ryan Horton (Otterbein, 2007)  
**Player Development Coach:** Zach Reed (Tennessee Tech, 2001)  
**Player Development Coach:** Kyle Seger (Ball State, 2016)  
**Player Development Coach:** Edward Thompson (Louisiana Lafayette, 2018)  
**Director of Football Operations:** Scott Wallace (California (Pa.), 2011)  
**Assistant Director of Football Operations:** Kevin Cone (Georgia Tech, 2010)

**Football Research and Analytics Coordinator:** Pat Boyle (Temple, 2012)  
**Senior Offensive Analyst:** Chris Ostrowsky (Jersey City State College, 1993)  
**Quality Control Specialist/Offense:** Will Glover (Clayton State, 2009)  
**Quality Control Specialist/Defense:** Jason Semore (Adams State, 2005)  
**Analyst (Offense):** Joe Battaglia (Coastal Carolina, 2014)  
**Analyst (Defense):** Anthony Parker (Tennessee, 2008)  
**Analyst (Special Teams):** Tim Conner (Maryville, 2011)  
**Graduate Assistant Coach:** Pat Jasinski (UCF, 2019)  
**Graduate Assistant Coach:** Erin Joe (Georgia Tech, 2014)  
**Graduate Assistant Coach:** Nick Newsome (Austin Peay, 2011)  
**Graduate Assistant Coach:** Tyson Wachenheim (Christopher Newport, 2015)  
**Director of On-Campus Recruiting:** Carina Hargreaves (Florida, 2014)  
**Assoc. Director of Player Personnel:** Mike Gregory (UCF, 2009)  
**Assoc. Director of Player Personnel:** Thomas Guerry (Mississippi State, 2008)  
**Brand Manager:** Santino Stancato (Bloomsburg, 2016)  
**Recruiting and Marketing Coord.:** Brittany McCormick (Michigan State, 2012)  
**Digital Content Coordinator:** Brad Ahern (Villanova, 2017)  
**Head Football Athletic Trainer:** Mark Smith (SUNY Brockport, 2010)  
**Assistant Football Athletic Trainer:** Eric Avila (Slippery Rock, 2010)  
**Administrative Coordinator:** Teri Anton (Florida State, 1991)



## RECORD BREAKDOWN

Current Streak .....	Lost 3
Current Home Streak .....	Lost 4
Current Road Streak .....	Lost 1
Current Neutral Streak .....	Lost 2
Last Win .....	28-21 (OT) at Miami (10/19/19)
Last Home Win .....	14-10 vs. USF (9/7/19)
Last Home Loss .....	45-0 vs. Virginia Tech (11/16/19)
Last Win Away From Home .....	28-21 (OT) at Miami (10/19/19)
Last True Road Win .....	28-21 (OT) at Miami (10/19/19)
Last Loss Away from Home .....	33-28 at Virginia (11/9/19)
Last True Road Loss .....	33-28 at Virginia (11/9/19)

## 2019

Overall .....	2-8
Playing at home .....	1-4
Playing on the road .....	1-4
Playing at a neutral site .....	0-0
In bowl games .....	0-0
In overtime .....	0-0
More than 7 days to prepare .....	1-3

In August .....	0-1
In September .....	1-2
In October .....	1-2
In November .....	0-3
In December .....	0-0
In January .....	0-0

Outrushing opponent .....	2-0
When rushing for 300 yards .....	0-0
When rushing for 400 yards .....	0-0
When rushing for 500 yards .....	0-0
When rushing for 600 yards .....	0-0
Outrushed by opponent .....	0-8
When allowing 300 yards rushing .....	0-2
Rushing yards the same .....	0-0
Outpassing opponent .....	0-4
When passing for 300 yards .....	0-0
Outpassed by opponent .....	2-4
When allowing 300 yards passing .....	0-1
When allowing 400 yards passing .....	0-0

More total offense than opponent .....	0-1
When having 400+ total offense .....	0-0
When having 500+ total offense .....	0-0
When having 600+ total offense .....	0-0
Less total offense than opponent .....	2-7
When allowing 400+ total offense .....	0-4
When allowing 500+ total offense .....	0-2

Committing fewer turnovers .....	1-2
Committing more turnovers .....	0-4
Turnovers are even .....	1-2

< 30:00 of time of possession .....	0-8
> 30:00 of time of possession .....	2-0

Scoring first .....	2-2
Opponent scores first .....	0-6

Leading after the 1st quarter .....	0-0
Trailing after the 1st quarter .....	1-7
Tied after the 1st quarter .....	1-1
Leading at halftime .....	1-0
Trailing at halftime .....	0-8
Tied at halftime .....	1-0
Leading after the 3rd quarter .....	1-0
Trailing after the 3rd quarter .....	0-8
Tied after the 3rd quarter .....	1-0

Scoring 0-10 points .....	0-3
Scoring 11-20 points .....	1-1
Scoring 21-30 points .....	1-4
Scoring 31-40 points .....	0-0
Scoring 41-plus points .....	0-0

Opponent scores 0-10 points .....	1-0
Opponent scores 11-20 points .....	0-1
Opponent scores 21-30 points .....	1-2
Opponent scores 31-40 points .....	0-2
Opponent scores 41-plus points .....	0-3

## GAMES PLAYED AND STARTS

## CAREER GAMES

NAME	'15	'16	'17	'18	'19	TOT.	CONS.
N. Cottrell	-	11	11	13	10	45	41
C. Campbell	-	9	11	13	10	43	36
J. Camp	-	11	11	12	4	38	-
D. Curry	-	13	-	13	10	36	23
J. Lee	-	10	9	12	3	34	-
B. Glanton	-	6	11	7	10	34	10
T. Cooksey	-	4	6	13	10	33	23
P. Harvin III	-	-	11	12	10	33	26
K. Cooper	-	5	11	11	4	31	-
J. Howard	-	-	9	13	10	32	29
B. Jordan-Swilling	-	-	11	11	8	30	-
A. Kerr	-	-	11	13	5	29	-
A. Owens	-	-	8	13	8	29	-
T. Carpenter	-	-	6	13	10	29	27
J. Henderson	-	-	11	8	9	28	5
O. Jarrett	-	1	10	6	7	24	1
M. Carter	-	-	-	13	10	23	23
J. Mason	-	-	-	13	10	23	23
Z. Quinney	-	-	-	13	10	23	23
J. Thomas	-	-	-	13	10	23	23
K. Oliver	-	-	-	13	9	22	1
J. Askew	-	-	10	11	10	22	18
C. Hansen	-	-	3	11	7	21	7
B. King	-	-	8	4	10	22	10
T. Oliver	-	-	-	12	10	22	20
T. Swilling	-	-	-	12	10	22	19
C. Thomas	-	-	-	10	10	20	10
J. Coco	-	-	-	11	7	18	-
J. DeFoor	-	-	-	9	10	19	13
S. Morgan	-	-	3	10	4	17	-
W. Wells	-	-	-	10	6	16	-
C. Martin	-	-	2	5	8	15	-
L. Johnson	-	-	9	-	5	14	2
A. Showell	-	-	-	6	9	15	5
Z. Walton	-	-	-	4	10	14	10
T.K. Chimedza	-	-	-	4	10	14	12
J. Dingle	-	-	-	4	9	13	6
J. King	-	-	-	3	10	13	10
S. Dolphus	-	-	3	8	-	11	-
J. Graham	-	-	-	3	9	12	7
K. Dawson	-	-	-	2	9	11	-
A. Sanders	-	-	-	2	10	12	10
JaQ. Griffin	-	-	-	2	9	11	8
D. Brooks	-	-	1	-	10	11	10
Don. Smith	-	-	-	2	7	9	-
J. Blacato	-	-	-	1	8	9	8
A. Brown	-	-	-	-	10	10	10
T. Davis	-	-	-	-	10	10	10
D. Deveney	-	-	-	-	10	10	10
Q. Jackson	-	-	-	-	10	10	10
D. Knight	-	-	-	-	10	10	10
D. Leonard	-	-	-	-	10	10	10
J. Southers	-	-	-	-	10	10	10
C. Long	-	-	-	-	10	10	10
M. Maye	-	-	-	-	8	8	-
J. Hawkins-Anderson	-	-	3	3	2	8	-
M. Sims	-	-	-	-	9	9	7
S. Yondjouen	-	-	-	-	9	9	9
J. Tukes	-	-	-	7	-	7	-
C. Bennett	-	-	-	-	7	7	-
R. Stanzione	-	-	-	-	7	7	-
C. Clark	-	-	-	6	1	7	-
P. Harris	-	-	-	-	8	8	1
J. Domineck	-	-	-	3	5	8	4
M. Minihan	-	-	-	2	6	8	3
W. Lay III	-	-	-	-	8	8	7
J. Griffin	-	-	-	-	7	7	2
K. Norris	-	-	-	-	6	6	2
J. Macrina	-	-	-	4	-	4	-
C. Ryans	-	-	-	-	5	5	2
Dev. Smith	-	-	-	-	4	4	-
A. Smith	-	-	-	-	3	3	-
L. Byrne	-	-	-	2	-	2	-
J. Huff	-	-	-	-	3	3	-
C. Malloy	-	-	-	1	2	3	1
K. Johnson	-	-	-	-	3	3	1
N. Burnett	-	-	-	-	2	2	1
M. Lockhart	-	-	-	-	3	3	3
W. Walker	-	-	-	-	2	2	-
L. Johns	-	-	-	1	-	1	-
H. Gibbs	-	-	-	-	1	1	-
A. Nash	-	-	-	-	1	1	-
L. Patelles	-	-	-	-	1	1	-
J. Yates	-	-	-	-	2	2	1
T. McCawley	-	-	-	-	1	1	-
D. Ellison	-	-	-	-	1	1	1

## CAREER STARTS

NAME	'16	'17	'18	'19	TOT.	CONS.
K. Cooper	1	11	7	4	23	-
D. Curry	1	-	12	10	23	20
T. Carpenter	-	-	13	9	22	5
Z. Quinney	-	-	12	10	22	20
T. Swilling	-	-	11	10	21	18
J. Lee	3	8	6	2	19	-
J. Camp	-	-	11	4	15	-
B. Glanton	-	10	-	5	15	-
C. Hansen	-	-	9	5	14	-
J. Mason	-	-	5	10	15	10
C. Thomas	-	-	6	5	11	-
A. Brown	-	-	-	9	9	-
M. Carter	-	-	-	9	9	-
J. Southers	-	-	-	10	10	10
T. Davis	-	-	-	9	9	3
J. DeFoor	-	-	-	9	9	8
J. Thomas	-	-	-	9	9	3
Z. Walton	-	-	-	9	9	7
J. Howard	-	-	7	-	7	3
A. Owens	-	-	-	7	7	-
K. Dawson	-	-	-	7	7	-
T.K. Chimedza	-	-	-	7	7	6
C. Martin	-	-	-	6	6	-
J. Askew	-	-	5	-	5	-
K. Oliver	-	-	-	5	5	-
C. Campbell	-	1	-	5	6	4
J. Graham	-	-	-	6	6	6
W. Lay III	-	-	-	6	6	6
A. Sanders	-	-	-	5	5	-
A. Kerr	-	-	3	1	4	-
N. Cottrell	-	3	-	1	4	1
T. Oliver	-	-	1	2	3	-
B. Jordan-Swilling	-	1	-	2	3	-
M. Minihan	-	-	-	4	4	2
Q. Jackson	-	-	-	3	3	3
S. Dolphus	-	-	2	-	2	-
J. Henderson	-	-	-	2	2	-
L. Johnson	-	-	-	2	2	-
D. Brooks	-	-	-	3	3	2
J. Dingle	-	-	-	1	1	-
A. Showell	-	-	-	1	1	-
S. Yondjouen	-	-	-	1	1	-
D. Deveney	-	-	-	1	1	1
J. Domineck	-	-	-	1	1	1
P. Harris	-	-	-	1	1	1
C. Ryans	-	-	-	1	1	1

## CAREER HIGHS

### JAYTLIN ASKEW

**Tackles:** 6 at USF (Sept. 8, 2018)  
**Solo Tackles:** 4 at USF (Sept. 8, 2018)  
**Tackles for Loss:** 1.0 vs. Alcorn St. (Sept. 1, 2018)  
**Pass Breakups:** 1, twice - last at Pittsburgh (Sept. 15, 2018)  
**Kick Returns:** 1 vs. Minnesota (Dec. 26, 2018)  
**Kick Return Yards:** 27 vs. Minnesota (Dec. 26, 2018)

### CHICO BENNETT, JR.

**Tackles:** 5 at Temple (Sept. 28, 2019)  
**Solo Tackles:** 4 at No. 1 Clemson (Aug. 29, 2019)  
**Sacks:** 0.5 vs. USF (Sept. 7, 2019)  
**Tackles for Loss:** 0.5 vs. USF (Sept. 7, 2019)

### JOSH BLANCATO

**Rushing Attempts:** 1 vs. Alcorn State, Sept. 1, 2018  
**Receptions:** 1 at No. 1 Clemson (Aug. 29, 2019)  
**Receiving Yards:** 34 at No. 1 Clemson (Aug. 29, 2019)  
**Longest Reception:** 34 at No. 1 Clemson (Aug. 29, 2019)

### DJIMON BROOKS

**Tackles:** 6 at Virginia (Nov. 9, 2019)  
**Solo Tackles:** 2 at Duke (Oct. 12, 2019)

### AHMAREAN BROWN

**Receptions:** 4 vs. Pitt (Nov. 2, 2019)  
**Receiving Yards:** 64 at Temple (Sept. 28, 2019)  
**Longest Reception:** 59 at Virginia (Nov. 9, 2019)  
**Receiving TDs:** 1, three times - last at Miami (Oct. 19, 2019)  
**Rushing Attempts:** 1 vs. USF (Sept. 7, 2019)  
**Rushing Yards:** 3 vs. USF (Sept. 7, 2019)  
**Lonest Rush:** 2 yards vs. USF (Sept. 7, 2019)  
**Punt Returns:** 5 vs. USF (Sept. 7, 2019)  
**Punt Return Yards:** 23 vs. USF (Sept. 7, 2019)  
**Kick Returns:** 2 at No. 1 Clemson (Aug. 29, 2019)  
**Kick Return Yards:** 26 at No. 1 Clemson (Aug. 29, 2019)

### JALEN CAMP

**Rush Attempts:** 1 vs. Virginia (Nov. 17, 2018)  
**Rush Yards:** 3 vs. Virginia (Nov. 17, 2018)  
**Longest Rush:** 3 vs. Virginia (Nov. 17, 2018)  
**Receptions:** 4 at Temple (Sept. 28, 2019)  
**Receiving Yards:** 71 vs. The Citadel (Sept. 14, 2019)  
**Longest Reception:** 49 at Virginia (Nov. 04, 2017)  
**Receiving Touchdowns:** 1 vs. The Citadel (Sept. 14, 2019)

### CHRISTIAN CAMPBELL

**Tackles:** 7 at Temple (Sept. 28, 2019)  
**Solo Tackles:** 5 at Temple (Sept. 28, 2019)  
**Sacks:** 1.0, twice - last at Louisville (Oct. 05, 2018)  
**Tackles for Loss:** 1.0, three times - last at Louisville (Oct. 5, 2018)  
**Pass Breakups:** 1, three times - last vs. USF (Sept. 7, 2019)

### TARIQ CARPENTER

**Tackles:** 10 vs. Virginia (Nov. 17, 2018)  
**Tackles for Loss:** 2.0 vs. USF (Sept. 7, 2019)  
**Interceptions:** 1, 3x - last vs. Pitt (Nov. 2, 2019)  
**Longest Interception Return:** 6 at North Carolina (Nov. 3, 2018)  
**Pass Breakups:** 2 vs. Virginia Tech (Nov. 16, 2019)  
**Fumbles Forced:** 1, twice - last vs. The Citadel (Sept. 14, 2019)

### MALACHI CARTER

**Receptions:** 3, three times - last North Carolina (Oct. 5, 2019)  
**Receiving Yards:** 45 vs. North Carolina (Oct. 5, 2019)  
**Receiving TDs:** 1, 3x - last at Virginia (Nov. 9, 2019)  
**Longest Reception:** 32 vs. Duke (Oct. 13, 2018)

### T.K. CHIMEDZA

**Tackles:** 6 at Virginia (Nov. 9, 2019)  
**Solo Tackles:** 2 vs. USF (Sept. 7, 2019)  
**Tackles for Loss:** 1.0 at Temple (Sept. 28, 2019)  
**Sacks:** 1.0 at Temple (Sept. 28, 2019)  
**Fumbles Recovered:** 1 vs. USF (Sept. 7, 2019)

### TYLER COOKSEY

**Tackles:** 1, twice - last vs. North Carolina (Oct. 5, 2019)  
**Solo Tackles:** 1, twice - last vs. North Carolina (Oct. 5, 2019)

### NATHAN COTTRELL

**Rush Attempts:** 9 at North Carolina (Nov. 3, 2018)  
**Rush Yards:** 90 at North Carolina (Nov. 3, 2018)  
**Rush TDs:** 1, four times - last vs. Minnesota (Dec. 26, 2018)  
**Longest Rush:** 69 vs. Virginia Tech (Nov. 11, 2017)  
**Receptions:** 2 vs. Duke (Oct. 13, 2018)  
**Receiving Yards:** 41 at Miami (Oct. 19, 2019)  
**Receiving TDs:** 1 at Miami (Oct. 19, 2019)  
**Longest Reception:** 41 at Miami (Oct. 19, 2019)  
**Kick Returns:** 8 at Virginia (Nov. 4, 2017)  
**Kick Return Yards:** 178 at Virginia (Nov. 4, 2017)  
**Longest Kick Return:** 35 at Miami (Oct. 14, 2017)  
**Fumble Recoveries:** 1 at No. 18/22 Virginia Tech (Nov. 12, 2016)

### DAVID CURRY

**Tackles:** 16 vs. North Carolina (Oct. 5, 2019)  
**Solo Tackles:** 8 vs. North Carolina (Oct. 5, 2019)  
**Sacks:** 1.0, twice - last at Virginia (Nov. 9, 2019)  
**Tackles for Loss:** 2.0 at Virginia (Nov. 9, 2019)  
**Pass Breakups:** 1 at Miami (Oct. 19, 2019)  
**Interceptions:** 1, twice - last vs. The Citadel (Sept. 14, 2019)  
**Fumbles Forced:** 1 vs. Pitt (Nov. 2, 2019)  
**Fumbles Recovered:** 1, twice - last vs. USF (Sept. 7, 2019)  
**Touchdowns:** 1 vs. Alcorn St. (Sept. 1, 2018)

### TYLER DAVIS

**Receptions:** 4 at Duke (Oct. 12, 2019)  
**Receiving Yards:** 54 at Virginia (Nov. 9, 2019)  
**Longest Reception:** 38 at Virginia (Nov. 9, 2019)

### KELTON DAWSON

**Tackles:** 6 at Duke (Oct. 12, 2019)  
**Solo Tackles:** 4, twice - last vs. North Carolina (Oct. 5, 2019)  
**Tackles for Loss:** 2.0 vs. North Carolina (Oct. 5, 2019)  
**Fumbles Forced:** 1 vs. North Carolina (Oct. 5, 2019)

### DYLAN DEVENEY

**Receptions:** 2 vs. Virginia Tech (Nov. 16, 2019)  
**Receiving Yards:** 14 vs. Virginia Tech (Nov. 16, 2019)  
**Longest Reception:** 13 at Virginia (Nov. 9, 2019)

### JUSTICE DINGLE

**Tackles:** 2 at Duke (Oct. 12, 2019)  
**Solo Tackles:** 1, three times - last at Duke (Oct. 12, 2019)  
**Fumbles Recovered:** 1, twice - last vs. Pitt (Nov. 2, 2019)

### STEPHEN DOLPHUS

**Receptions:** 1 vs. Bowling Green, Sept. 29, 2018  
**Receiving Yards:** 39 yards vs. Bowling Green, Sept. 29, 2018  
**Long Reception:** 39 yards vs. Bowling Green, Sept. 29, 2018

### JORDAN DOMINECK

**Tackles:** 7 at Virginia (Nov. 9, 2019)  
**Solo Tackles:** 3 at USF, Sept. 8, 2018  
**Tackles for Loss:** 1.0 at Miami (Oct. 19, 2019)  
**Sacks:** 1.0, twice - last vs. Virginia Tech (Nov. 16, 2019)

### DEVIN ELLISON

**Tackles:** 2 at Temple (Sept. 28, 2019)  
**Solo Tackles:** 1 at Temple (Sept. 28, 2019)

### BRENTAVIOUS GLANTON

**Tackles:** 6 vs. Wake Forest (Oct. 21, 2017)  
**Solo Tackles:** 6 vs. Wake Forest (Oct. 21, 2017)  
**Tackles for Loss:** 1.0, five times - last vs. USF (Sept. 7, 2019)  
**Sacks:** 1.0, twice - last vs. USF (Sept. 7, 2019)  
**Pass Breakups:** 1 at Virginia (Nov. 4, 2017)

### JAMES GRAHAM

**Rushing Attempts:** 13 vs. North Carolina (Oct. 5, 2019)  
**Rushing Yards:** 48 vs. North Carolina (Oct. 5, 2019)  
**Longest Rush:** 15, 3x - last at Miami (Oct. 19, 2019)  
**Rushing TDs:** 1, twice - last at Virginia (Nov. 9, 2019)  
**Pass Attempts:** 35 at Duke (Oct. 12, 2019)  
**Pass Completions:** 15, twice - last at Virginia (Nov. 9, 2019)  
**Passing Yards:** 229 at Virginia (Nov. 9, 2019)  
**Longest Pass:** 59 at Virginia (Nov. 9, 2019)  
**Passing TDs:** 2, twice - last at Virginia (Nov. 9, 2019)

### JAMIOUS GRIFFIN

**Rushing Attempts:** 8 at Miami (Oct. 19, 2019)  
**Rushing Yards:** 21, twice - last vs. Virginia Tech (Nov. 16, 2019)  
**Longest Rush:** 13 vs. Virginia Tech (Nov. 16, 2019)  
**Receptions:** 1 at Miami (Oct. 19, 2019)  
**Receiving Yards:** 5 at Miami (Oct. 19, 2019)  
**Longest Reception:** 5 at Miami (Oct. 19, 2019)

### JA'QUON GRIFFIN

**Tackles:** 3 vs. The Citadel (Sept. 14, 2019)  
**Solo Tackles:** 2 vs. Alcorn State, Sept. 1, 2018  
**Fumble Recovery:** 1 at Miami (Oct. 19, 2019)

### PEJE HARRIS

**Receptions:** 1 vs. Virginia Tech (Nov. 16, 2019)  
**Receiving Yards:** 4 vs. Virginia Tech (Nov. 16, 2019)  
**Longest Reception:** 4 vs. Virginia Tech (Nov. 16, 2019)

### PRESSLEY HARVIN III

**Punt Attempts:** 9, 3x - last vs. Virginia Tech (Nov. 16, 2019)  
**Highest Punt Avg. (min. 2 att.):** 51.5 vs. Wake Forest (Oct. 21, 2017)  
**Longest Punt:** 62, twice - last at USF (Sept. 8, 2019)  
**Punt Yards:** 434 vs. Virginia Tech (Nov. 16, 2019)  
**50+ Yard Punts:** 5 at No. 7 Clemson (Oct. 28, 2017)  
**Punts Downed Inside 20:** 4, twice - last at Virginia (Nov. 4, 2017)  
**Pass Attempts:** 1, twice - last at Miami (Oct. 19, 2019)  
**Pass Completions:** 1 at Miami (Oct. 19, 2019)  
**Pass Yards:** 41 at Miami (Oct. 19, 2019)  
**Longest Receptions:** 41 at Miami (Oct. 19, 2019)  
**Passing TDs:** 1 at Miami (Oct. 19, 2019)

### JAIR HAWKINS-ANDERSON

**Receptions:** 1 vs. North Carolina (Oct. 5, 2019)  
**Receiving Yards:** 2 vs. North Carolina (Oct. 5, 2019)  
**Longest Reception:** 2 vs. North Carolina (Oct. 5, 2019)

### JAQUON HENDERSON

**Tackles:** 5 vs. The Citadel (Sept. 14, 2019)  
**Solo Tackles:** 3 at No. 1 Clemson (Aug. 29, 2019)  
**Tackles for Loss:** 2.0 at No. 1 Clemson (Aug. 29, 2019)  
**Sacks:** 0.5 at Duke (Oct. 12, 2019)  
**Pass Breakups:** 1 at No. 1 Clemson (Aug. 29, 2019)

### JERRY HOWARD JR.

**Rush Attempts:** 12, four times - last at No. 5 Georgia (Nov. 24, 2018)  
**Rush Yards:** 90 at North Carolina (Nov. 3, 2018)  
**Rush TDs:** 1, seven times - last vs. Virginia (Nov. 17, 2018)  
**Longest Rush:** 65, vs. Jacksonville State, (Sept. 9, 2017)  
**Receptions:** 2, twice - last at Duke (Oct. 12, 2019)  
**Receiving Yards:** 57 at No. 1 Clemson (Aug. 29, 2019)  
**Longest Reception:** 54 at No. 1 Clemson (Aug. 29, 2019)  
**Receiving TDs:** 1 at Duke (Oct. 12, 2019)  
**Punt Returns:** 1 vs. Pitt (Nov. 2, 2019)  
**Punt Return Yards:** 17 vs. Pitt (Nov. 2, 2019)  
**Kick Returns:** 2, twice - last vs. No. 7 Georgia (Nov. 25, 2017)  
**Kick Return Yards:** 36 at Duke (Nov. 18, 2017)  
**Longest Kick Return:** 20 vs. No. 7 Georgia (Nov. 25, 2017)  
**Tackles:** 3 at Duke (Oct. 12, 2019)  
**Blocked Kick:** 1, twice - last vs. Pitt (Nov. 2, 2019)

### JORDAN HUFF

**Tackles:** 1 vs. The Citadel (Sept. 14, 2019)

### QUEZ JACKSON

**Tackles:** 9 at Duke (Oct. 12, 2019)  
**Solo Tackles:** 4, twice - last at Duke (Oct. 12, 2019)  
**Tackles for Loss:** 2.0 vs. USF (Sept. 7, 2019)  
**Pass Breakups:** 1 vs. Virginia Tech (Nov. 16, 2019)

### OMAHRI JARRETT

**Rush Attempts:** 1, four times - last at Louisville (Oct. 5, 2018)  
**Rush Yards:** 29 at Louisville (Oct. 5, 2018)  
**Longest Rush:** 29 at Louisville (Oct. 05, 2018)  
**Kick Returns:** 5 at Duke (Nov. 18, 2017)  
**Kick Return Yards:** 84 at Duke (Nov. 18, 2017)  
**Longest Kick Return:** 24 vs. Virginia Tech (Nov. 11, 2017)

### KEMAN JOHNSON

**Tackles:** 3 at No. 1 Clemson (Aug. 29, 2019)  
**Solo Tackles:** 3 at No. 1 Clemson (Aug. 29, 2019)  
**Tackles for Loss:** 1.0 at No. 1 Clemson (Aug. 29, 2019)

## CAREER HIGHS

## LUCAS JOHNSON

**Passing Attempts:** 17 vs. USF (Sept. 7, 2019)  
**Passing Completions:** 11 vs. USF (Sept. 7, 2019)  
**Passing Yards:** 91 vs. The Citadel (Sept. 14, 2019)  
**Longest Pass:** 33 yards vs. The Citadel (Sept. 14, 2019)  
**Passing TDs:** 1 vs. The Citadel (Sept. 14, 2019)  
**Rushing Attempts:** 9 vs. USF (Sept. 7, 2019)  
**Rushing Yards:** 36 vs. USF (Sept. 7, 2019)  
**Longest Rush:** 13 yards vs. USF (Sept. 7, 2019)

## BRUCE JORDAN-SWILLING

**Tackles:** 11 at Virginia (Nov. 4, 2017)  
**Solo Tackles:** 6 at Virginia (Nov. 4, 2017)  
**Tackles for Loss:** 1.5 at Duke (Oct. 12, 2019)  
**Sacks:** 1.5 at Duke (Oct. 12, 2019)  
**Fumbles Forced:** 1 at Virginia (Nov. 4, 2017)  
**Fumbles Recovered:** 1, twice - last vs. Duke (Oct. 13, 2018)  
**Interceptions:** 1 at Virginia (Nov. 4, 2017)  
**Pass Breakups:** 1 vs. Pittsburgh (Sept. 23, 2017)  
**Quarterback Hurries:** 1 at No. 7 Clemson (Oct. 28, 2017)  
**Touchdowns:** 1 at Virginia (Nov. 4, 2017) (interception return)

## AJANI KERR

**Tackles:** 9 vs. Bowling Green (Sept. 29, 2018)  
**Solo Tackles:** 6 vs. Bowling Green (Sept. 29, 2018)  
**Pass Breakups:** 1, five times - last at Pitt (Sept. 15, 2018)  
**Fumbles Recovered:** 1 vs. Miami (Fla.) (Nov. 10, 2018)

## BRENTON KING

**Field Goals Made:** 2 vs. Wake Forest (Oct. 21, 2017)  
**Field Goal Attempts:** 2, 3x - last vs. Pitt (Nov. 2, 2019)  
**Longest Field Goal:** 42, twice - last at Duke (Oct. 12, 2019)  
**PATs Made:** 5 at USF (Sept. 8, 2018)  
**Points Scored:** 8, twice - last at USF (Sept. 8, 2018)  
**Kickoff Touchbacks:** 1 vs. Wake Forest (Oct. 21, 2017)

## JAYLON KING

**Tackles:** 3 vs. North Carolina (Oct. 5, 2019)  
**Solo Tackles:** 1 vs. North Carolina (Oct. 5, 2019)

## DEMETRIUS KNIGHT III

**Tackles:** 6 at Duke (Oct. 12, 2019)  
**Solo Tackles:** 1, four times - last at Duke (Oct. 12, 2019)  
**Tackles for Loss:** 1.0, twice - last at Miami (Oct. 19, 2019)  
**Sacks:** 1.0 at Miami (Oct. 19, 2019)  
**Fumbles Forced:** 1 at Miami (Oct. 19, 2019)  
**Pass Breakups:** 1, twice - last at Duke (Oct. 12, 2019)

## DYLAN LEONARD

**Receptions:** 1, twice - last at at Duke (Oct. 12, 2019)  
**Receiving Yards:** 3, twice - last at Duke (Oct. 12, 2019)  
**Longest Reception:** 3 yards, twice - last at Duke (Oct. 12, 2019)

## MIKE LOCKHART

**Total Tackles:** 1 vs. Virginia Tech (Nov. 16, 2019)  
**Solo Tackles:** 1 vs. Virginia Tech (Nov. 16, 2019)

## JOSEPH MACRINA

**Rushing Attempts:** 2, twice - last vs. Bowling Green, Sept. 29, 2018  
**Rushing Yards:** 8 yards vs. Alcorn State, Sept. 1, 2018  
**Longest Rush:** 4 yards, twice - last vs. Bowling Green, Sept. 29, 2018

## CHRISTIAN MALLOY

**Rushing Attempts:** 4, twice - last vs. Virginia Tech (Nov. 16, 2019)  
**Rushing Yards:** 27 at Virginia Tech (Oct. 25, 2018)  
**Longest Rush:** 17 yards vs. Virginia Tech (Nov. 16, 2019)

## CHRIS MARTIN

**Tackles:** 4 vs. The Citadel (Sept. 14, 2019)  
**Solo Tackles:** 2, twice - last vs. The Citadel (Sept. 14, 2019)

## JORDAN MASON

**Rush Attempts:** 20, twice - last at Miami (Oct. 19, 2019)  
**Rush Yards:** 141 at Miami (Oct. 19, 2019)  
**Rush TDs:** 3 at Virginia Tech (Oct. 25, 2018)  
**Longest Rush:** 46 at USF (Sept. 8, 2018)  
**Receptions:** 3 vs. USF (Sept. 7, 2019)  
**Receiving Yards:** 17 at Temple (Sept. 28, 2019)  
**Longest Reception:** 11, twice - last at Temple (Sept. 28, 2019)

## KALEB OLIVER

**Tackles:** 7 vs. The Citadel (Sept. 14, 2019)  
**Solo Tackles:** 4 at No. 1 Clemson (Aug. 29, 2019)  
**Tackles for Loss:** 1.0, four times  
**Interceptions:** 1, three times - last at Temple (Sept. 28, 2019)  
**Longest Interception Return:** 25 vs. Alcorn St. (Sept. 1, 2018)  
**Fumbles Forced:** 1, twice - last vs. USF (Sept. 7, 2019)  
**Pass Breakups:** 1, three times - last vs. USF (Sept. 7, 2019)

## TOBIAS OLIVER

**Pass Completions:** 4 at Temple (Sept. 28, 2019)  
**Pass Attempts:** 11 at Temple (Sept. 28, 2019)  
**Pass Yards:** 104 at North Carolina (Nov. 3, 2018)  
**Pass TDs:** 1, twice - last at North Carolina (Nov. 3, 2018)  
**Longest Pass:** 86 at North Carolina (Nov. 3, 2018)  
**Rush Attempts:** 40 at Virginia Tech (Oct. 25, 2018)  
**Rush Yards:** 215 at Virginia Tech (Oct. 25, 2018) (40 Carries)  
**Rush TDs:** 3 at Virginia Tech (Oct. 25, 2018)  
**Longest Rush:** 65 [T-8th], At Louisville, Oct. 05, 2018  
**Receptions:** 4 at Virginia (Nov. 9, 2019)  
**Receiving Yards:** 57 at Virginia (Nov. 9, 2019)  
**Longest Reception:** 37 at Virginia (Nov. 9, 2019)  
**Kick Returns:** 3 vs. Virginia Tech (Nov. 16, 2019)  
**Kick Return Yards:** 96 vs. The Citadel (Sept. 14, 2019)  
**Longest Kick Return:** 52 vs. The Citadel (Sept. 14, 2019)

## ANTWAN OWENS

**Tackles:** 6 vs. The Citadel (Sept. 14, 2019)  
**Solo Tackles:** 4, twice - last at No. 1 Clemson (Aug. 29, 2019)  
**Sacks:** 1.0, twice - last vs. Pitt (Nov. 2, 2019)  
**Tackles for Loss:** 1.0, 3x - last vs. Pitt (Nov. 2, 2019)  
**Fumbles Recovered:** 1 vs. Bowling Green (Sept. 29, 2018)  
**Interceptions:** 1 vs. North Carolina (Oct. 5, 2019)  
**Blocked Kicks:** 1 at Miami (Oct. 19, 2019)

## CURTIS RYANS

**Tackles:** 4 vs. Virginia Tech (Nov. 16, 2019)  
**Solo Tackles:** 4 vs. Virginia Tech (Nov. 16, 2019)  
**Tackles for Loss:** 1.0 vs. Virginia Tech (Nov. 16, 2019)

## ADONICAS SANDERS

**Receptions:** 5 at Virginia (Nov. 9, 2019)  
**Receiving Yards:** 69 at Duke (Oct. 12, 2019)  
**Longest Reception:** 39 vs. North Carolina (Oct. 5, 2019)

## AVERY SHOWELL

**Tackles:** 3, 3x - last vs. Virginia Tech (Nov. 16, 2019)  
**Solo Tackles:** 3 at Louisville (Oct. 5, 2018)  
**Kick Returns:** 1 vs. Bowling Green, Sept. 29, 2018  
**Kick Return Yards:** 14 yards vs. Bowling Green, Sept. 29, 2018  
**Longest Kick Return:** 14 yards vs. Bowling Green, Sept. 29, 2018

## MYLES SIMS

**Tackles:** 4 at Virginia (Nov. 9, 2019)  
**Solo Tackles:** 3 at Virginia (Nov. 9, 2019)  
**Pass Breakups:** 1, twice - last vs. Virginia Tech (Nov. 16, 2019)

## DEVIN SMITH

**Tackles:** 1, twice - last at Temple (Sept. 28, 2019)  
**Solo Tackles:** 1, twice - last at Temple (Sept. 28, 2019)

## DONTAE SMITH

**Rush Attempts:** 7 at Temple (Sept. 28, 2019)  
**Rushing Yards:** 35 at Temple (Sept. 28, 2019)  
**Longest Rush:** 25 at Duke (Oct. 12, 2019)  
**Receptions:** 1, twice - last at Duke (Oct. 12, 2019)  
**Receiving Yards:** 10 vs. USF (Sept. 7, 2019)  
**Longest Reception:** 10 vs. USF (Sept. 7, 2019)  
**Kick Returns:** 3 vs. North Carolina (Oct. 5, 2019)  
**Kick Return Yards:** 77 vs. North Carolina (Oct. 5, 2019)  
**Longest Kick Return:** 31 vs. North Carolina (Oct. 5, 2019)

## TRE SWILLING

**Tackles:** 6 at Louisville (Oct. 5, 2018)  
**Solo Tackles:** 4 at Louisville (Oct. 5, 2018)  
**Sacks:** 1.0 vs. Duke (Oct. 13, 2018)  
**Tackles for Loss:** 1.0, 3x - last vs. Pitt (Nov. 2, 2019)  
**Interceptions:** 1, twice - last at No. 1 Clemson (Aug. 29, 2019)  
**Longest INT Return:** 41 yards at No. 1 Clemson (Aug. 29, 2019)  
**Fumbles Forced:** 1 vs. Duke (Oct. 13, 2018)  
**Pass Breakups:** 2, 3x - last at Virginia (Nov. 9, 2019)

## CHARLIE THOMAS

**Tackles:** 9, twice - last vs. USF (Sept. 7, 2019)  
**Solo Tackles:** 7 vs. USF (Sept. 7, 2019)  
**Sacks:** 2.0, twice - last vs. North Carolina (Oct. 5, 2019)  
**Tackles for Loss:** 2.0 vs. USF (Sept. 7, 2019)  
**Fumbles Forced:** 1, three times - last vs. The Citadel (Sept. 14, 2019)  
**Fumbles Recovered:** 2 at Louisville (Oct. 5, 2018)  
**Safeties:** 1 at Temple (Sept. 28, 2019)  
**Pass Breakups:** 1, twice - last at Virginia (Nov. 9, 2019)

## JUANYEH THOMAS

**Tackles:** 9 at Virginia (Nov. 9, 2019)  
**Solo Tackles:** 8 vs. Pitt (Nov. 2, 2019)  
**Tackles for Loss:** 2.0 vs. Pitt (Nov. 2, 2019)  
**Fumbles Forced:** 1 at No. 1 Clemson (Aug. 29, 2019)  
**Fumbles Recovered:** 1 vs. Miami (Fla.) (Nov. 10, 2018)  
**Pass Breakups:** 2 at Virginia (Nov. 9, 2019)  
**Interceptions:** 1, twice - last vs. Pitt (Nov. 2, 2019)  
**Longest Interception Return:** 95 at Louisville (Oct. 5, 2018)  
**Punt Returns:** 3 vs. Alcorn St. (Sept. 1, 2018)  
**Punt Return Yards:** 31 vs. Alcorn St. (Sept. 1, 2018)  
**Longest Punt Return:** 25 vs. Alcorn St. (Sept. 1, 2018)  
**Kick Returns:** 6 at USF (Sept. 8, 2018)  
**Kick Return Yards:** 134 at USF (Sept. 8, 2018)  
**Longest Kick Return:** 100 at No. 5 Georgia (Nov. 24, 2018)

## WESLEY WALKER

**Tackles:** 2 at Virginia (Nov. 9, 2019)  
**Solo Tackles:** 1 at Virginia (Nov. 9, 2019)

## ZAMARI WALTON

**Tackles:** 5 at Virginia (Nov. 9, 2019)  
**Solo Tackles:** 5 at Virginia (Nov. 9, 2019)  
**Pass Breakups:** 2, twice - last at Temple (Sept. 28, 2019)

## WESLEY WELLS

**Field Goals Made:** 4 vs. Virginia (Nov. 17, 2018)  
**Field Goal Attempts:** 4 vs. Virginia (Nov. 17, 2018)  
**Longest Field Goal:** 48 vs. Virginia (Nov. 17, 2018)  
**Kick PATs:** 9, twice - last at Louisville (Oct. 05, 2018)  
**Points Scored:** 12, twice - last at Virginia (Nov. 17, 2018)

## JORDAN YATES

**Pass attempts:** 11 vs. Virginia Tech (Nov. 16, 2019)  
**Pass completions:** 4 vs. Virginia Tech (Nov. 16, 2019)  
**Passing Yards:** 38 vs. Virginia Tech (Nov. 16, 2019)  
**Longest Pass:** 17 vs. Virginia Tech (Nov. 16, 2019)  
**Rush Attempts:** 10 vs. Virginia Tech (Nov. 16, 2019)  
**Rushing Yards:** 16 vs. Virginia Tech (Nov. 16, 2019)  
**Longest Rush:** 13 yards vs. Virginia Tech (Nov. 16, 2019)

## SYLVAIN YOUNDJOUEN

**Tackles:** 4 at Duke (Oct. 12, 2019)  
**Solo Tackles:** 2 at Duke (Oct. 12, 2019)  
**Tackles for Loss:** 1.0 vs. Virginia Tech (Nov. 16, 2019)

## STARTING LINEUPS, ETC.

## OFFENSIVE STARTERS

	QB	RB	WR	WR	WR	TE	LT	LG	C	RG	RT
Clemson	T. Oliver	Mason	J. Camp	A. Brown	M. Carter	T. Davis	Quinney	Minihan	Cooper	Southers	DeFoor
South Florida	L. Johnson	Mason	J. Camp	A. Brown	M. Carter	T. Davis	Lee	Minihan	Cooper	Southers	Quinney
The Citadel	L. Johnson	Mason	J. Camp	A. Brown	M. Carter	T. Davis	Lee	DeFoor	Cooper	Southers	Quinney
Temple	T. Oliver	Mason	J. Camp	A. Brown	M. Carter	T. Davis	Quinney	DeFoor	Cooper	Hansen	Southers
North Carolina	J. Graham	Mason	A. Sanders	A. Brown	M. Carter	T. Davis	Quinney	DeFoor	Lay III	Hansen	Southers
Duke	J. Graham	Mason	A. Sanders	A. Brown	M. Carter	T. Davis	Quinney	DeFoor	Lay III	Hansen	Southers
Miami (Fla.)	J. Graham	Mason	A. Sanders	A. Brown	M. Carter	Howard (RB)	Quinney	DeFoor	Lay III	Hansen	Southers
Pittsburgh	J. Graham	Mason	A. Sanders	A. Brown	M. Carter	Howard (RB)	Quinney	DeFoor	Lay III	Hansen	Southers
Virginia	J. Graham	Mason	A. Sanders	A. Brown	M. Carter	T. Davis	Quinney	DeFoor	Lay III	Minihan	Southers
Virginia Tech	J. Graham	Mason	Cottrell#	P. Harris	D. Deveney^	T. Davis	Quinney	DeFoor	Lay III	Minihan	Southers

^ TE # Flex

## DEFENSIVE STARTERS

	DE	DT	DT	DE	LB	LB	S	S	S	CB	CB
Clemson	Henderson	Martin	Glanton	Owens	Curry	C. Thomas	J. Thomas	Carpenter	K. Oliver	T. Swilling	Walton
South Florida	Henderson	Martin	Glanton	Owens	Curry	C. Thomas	J. Thomas	Carpenter	K. Oliver	T. Swilling	Walton
The Citadel	Dawson	Martin	Chimedza	Owens	Curry	Jordan-Swilling	J. Thomas	Carpenter	Kerr	T. Swilling	Showell
Temple	Dawson	Martin	Glanton	Owens	Curry	C. Thomas	J. Thomas	Carpenter	K. Oliver	T. Swilling	Walton
North Carolina	Dawson	Martin	Glanton	Owens	Curry	C. Thomas	J. Thomas	Campbell	K. Oliver	T. Swilling	Walton
Duke	Dawson	Chimedza	Glanton	Owens	Curry	C. Thomas	J. Thomas	Carpenter	K. Oliver	T. Swilling	Walton
Miami (Fla.)	Dawson	Chimedza	Glanton	Owens	Curry	C. Thomas	J. Thomas	Carpenter	Campbell	T. Swilling	Walton
Pittsburgh	Dawson	Chimedza	Martin	Owens	Curry	Q. Jackson	J. Thomas	Carpenter	Campbell	T. Swilling	Walton
Virginia	Dawson	Chimedza	Brooks	Yondjouen	Curry	Q. Jackson	J. Thomas	Carpenter	Campbell	T. Swilling	Walton
Virginia Tech	Domineck	Chimedza	Brooks	Ryans	Curry	Q. Jackson	J. Thomas	Carpenter	Campbell	T. Swilling	Walton

## GAME INFORMATION

	TECH CAPTAINS	COIN TOSS	GT KO/REC.	GT 1ST OFF. PLAY	GT 1ST POSSESSION	OPP. 1ST POSSESSION	KICKOFF TIME	GAME LENGTH	GT HELMET	GT JERSEY	GT PANTS
Clemson	J. Camp, T. Carpenter D. Curry, Z. Quinney	GT	KO	Oliver 2 run	Punt	Punt	8:07 p.m.	3:16	Gold	White/Gold	Gold
South Florida	K. Cooper, T. Swilling B. Glanton, T. Cooksey	USF	Rec.	Johnson 9 pass Mason	Punt	Punt	2:05 p.m.	3:06	White	White/White	White
The Citadel	O. Jarrett, J. Howard, C. Campbell, J. Lee	CIT	KO	Johnson 28 pass Carter	Punt	Punt	12:35 p.m.	3:24	White	Gold/Navy	White
Temple	T. Carpenter, T. Davis K. Oliver, J. Mason	GT	KO	Mason 4 run	Punt	Interception	3:37 p.m.	3:20	Gold	White/Gold	White
North Carolina	N. Cottrell, A. Owens, DeFoor, Southers	GT	KO	Graham 11 pass Sanders	Punt	Interception	4:01 p.m.	3:17	Grey	Grey/Gold	Grey
Duke	T. Swilling, Curry, Sanders, S. Morgan	DU	Rec.	Mason 9 run	Touchdown	FG	12:35 p.m.	3:19	Gold	White/Navy	White
Miami (Fla.)	Jam. Griffin, Davis Mason, Howard	MIA	Rec.	Graham INC pass	Punt	Fumble	12:03 p.m.	3:43	Gold	White/Gold	Gold
Pittsburgh	Cooksey, Cottrell Campbell, Glanton	GT	KO	Graham 7 run	Punt	FG	4:05 p.m.	3:07	Gold	Navy/Gold	Gold
Virginia	J. Thomas, Southers Quinney, Brooks	UVA	Rec.	Graham 3 run	Touchdown	Touchdown	12:35 p.m.	3:12	White	White/Gold	Gold
Virginia Tech	Carter, Askew, S. Morgan, Quinney	VT	Rec.	Mason 1 run	Punt	Punt	3:35 p.m.	2:55	Gold	White/Navy	Gold

\* touchdown

## TURNOVERS

## GEORGIA TECH TAKEAWAYS

NO.	OPP.	QTR	TURNOVER	DEFENDER(S)	LED TO	PTS. OFF
1.	CU (3)	1	Fumble	Juanyeh Thomas (F); Justice Dingle (R)	Punt	0
2.		2	Interception	Tre Swilling	INT	0
3.		2	Interception	Kaleb Oliver	End-of-Half	0
4.	USF (2)	2	Fumble	David Curry (R)	Punt	0
5.		4	Fumble	Kaleb Oliver (F); T.K. Chimedza (R)	Punt	0
6.	CIT (1)	1	Interception	David Curry	Punt	0
7.	TEM (1)	1	Interception	Kaleb Oliver	Punt	0
8.	UNC (1)	1	Interception	Antwan Owens	Punt	0
9.	MIA (1)	1	Fumble	Demetrius Knight (F); JaQuon Griffin (R)	TD	7
10.	PITT (3)	1	Interception	Juanyeh Thomas	Punt	0
		1	Interception	Tariq Carpenter	Missed FG	0
		2	Fumble	David Curry (F); Justice Dingle (R)	FG	3

\* Defensive touchdown

Points

10

## GEORGIA TECH GIVEAWAYS

NO.	OPP.	QTR	TURNOVER	OFFENSIVE PLAYER	LED TO	PTS. OFF
1.	CU (3)	1	Fumble	Juanyeh Thomas	TD	7
2.		2	Fumble	Jamious Griffin	TD	7
3.		2	Interception	Tobias Oliver	TD	7
4.		3	Interception	Tobias Oliver	Downs	0
5.		3	Interception	Lucas Johnson	TD	7
6.		4	Fumble	Dylan Deveney	Fumble	0
7.	TEM (3)	2	Fumble	Tobias Oliver	Punt	0
8.		3	Fumble	Tobias Oliver	TD*	7
9.		4	Interception	James Graham	Downs	0
10.	UNC (2)	2	Interception	James Graham	TD	7
		4	Interception	James Graham	End Game	0
12.	MIA (1)	4	Fumble	Jordan Mason	Missed FG	0
13.	PITT (2)	3	Fumble	Lucas Johnson	FG	3
		4	Interception	James Graham	Punt	0
15.	UVA (1)	1	Interception	James Graham	TD	7
16.	VT (2)	2	Interception	James Graham	TD*	7
17.		3	Interception	James Graham	TD	7

\* Defensive touchdown

Points

66



## DRIVES

## DRIVE CHART

DISPLAYED GEORGIA TECH/OPPONENT

	Possessions	TDs	FGs Made	FGs Missed	Fum.	Int.	Safety	Punt	Downs	Half	Game	80+yard Drives	3 and Out
Clemson	16/16	2/7	0/1	0/0	1/2	2/2	0/0	8/3	0/1	1/1	0/1	1/2	7/2
South Florida	12/12	2/1	0/1	1/0	1/2	1/0	0/0	5/7	0/0	1/1	1/0	0/0	3/4
The Citadel	10/10	3/3	1/2	1/1	0/0	0/1	0/0	4/3	1/0	1/0	1/0	0/1	2/2
Temple	12/12	0/3	0/1	0/0	2/0	1/1	0/1	6/4	2/1	1/1	0/1	1/0	4/3
North Carolina	13/13	3/5	0/1	0/1	0/0	2/0	0/0	7/4	0/0	1/1	0/1	0/1	4/3
Duke	13/13	3/5	1/2	0/0	0/0	0/0	0/0	6/5	2/0	1/1	1/0	0/1	5/3
Miami (Fla.)	11/12	3/3	0/0	0/3	1/1	0/0	0/0	6/3	0/0	0/2	0/1	1/0	3/2
Pittsburgh	13/14	1/2	1/1	1/1	0/1	1/2	0/0	8/4	0/0	0/2	0/1	0/0	5/2
Virginia	11/11	4/4	0/2	1/0	0/0	1/0	0/0	4/3	0/1	1/1	0/1	0/0	4/2
Virginia Tech	13/14	0/6	0/1	0/0	0/0	2/0	0/0	9/4	2/1	0/2	0/1	0/1	10/0
<b>TOTALS</b>	<b>124/127</b>	<b>21/39</b>	<b>3/12</b>	<b>4/6</b>	<b>5/6</b>	<b>10/6</b>	<b>0/1</b>	<b>63/40</b>	<b>7/4</b>	<b>7/10</b>	<b>3/6</b>	<b>3/6</b>	<b>44/21</b>

## GEORGIA TECH SCORING DRIVES

	QTR	TD	FG	PLAYERS	PLAY	PL	YDS	TIME
Clemson	3	X		Jordan Mason	7-yd rush	3	75	1:02
	4	X		Ahmarean Brown from James Graham	28-yd pass	9	90	4:17
South Florida	2	X		Jordan Mason	1-yd rush	7	43	3:02
	2	X		Tobias Oliver	7-yd rush	9	76	3:19
The Citadel	2	X		Jordan Mason	4-yd rush	8	71	3:45
	3	X		Jalen Camp from Lucas Johnson	33-yd pass	1	33	0:07
	4	X		Jordan Mason	25-yd rush	4	67	1:17
	4		X	Brenton King	34-yd FG	6	31	1:39
Temple	3			Charlie Thomas safety				
North Carolina	3	X		Malachi Carter from James Graham	28-yd pass	5	78	2:18
	4	X		Jordan Mason	2-yd rush	5	73	1:46
	4	X		Ahmarean Brown from James Graham	32-yd pass	5	68	1:31
Duke	1	X		Jerry Howard Jr. from James Graham	19-yd pass	11	75	4:53
	2	X		James Graham	8-yd rush	6	75	2:02
	3		X	Brenton King	42-yd FG	7	64	1:40
	4	X		Tobias Oliver	4-yd rush	8	41	2:55
Miami	1	X		JaQuon Griffin	0-yd fumble recovery			
	1	X		Nathan Cottrell from Pressley Harvin III	41-yd pass	7	75	3:54
	2	X		Ahmarean Brown from James Graham	35-yd pass	6	80	3:22
	OT	X		Jordan Mason	1-yd rush	11	25	0:00
Pittsburgh	2	X		Ahmarean Brown from James Graham	51-yd pass	1	51	0:08
	3		X	Benton King	30-yd FG	4	-1	1:30
Virginia	1	X		Ahmarean Brown from James Graham	59-yd pass	4	75	1:41
	1	X		James Graham	5-yd rush	7	75	3:30
	2	X		Malachi Carter from James Graham	25-yd pass	3	65	0:37
	4	X		Jordan Mason	8-yd rush	12	75	5:27

## OPPONENT SCORING DRIVES

	QTR	TD	FG	PLAYERS	PLAY	PL	YDS	TIME
Clemson	1	X		Trevor Lawrence	6-yd rush	5	16	1:50
	1	X		Travis Etienne	90-yd rush	1	80	0:28
	2	X		Travis Etienne	14-yd rush	1	14	0:04
	2	X		Tee Higgins from Trevor Lawrence	62-yd pass	5	94	2:01
	3	X		Travis Etienne	48-yd rush	2	60	0:29
	3	X		Lyn-J Dixon	18-yd rush	8	77	3:25
	4	X		Frank Ladson, Jr. from Chase Brice	21-yd pass	7	67	3:13
	4		X	B.T. Potter	51-yd FG	9	41	4:15
South Florida	1		X	Coby Weiss	27-yd FG	9	56	3:28
	4	X		Johnny Ford from Jordan McCloud	20-yd pass	3	25	1:23
The Citadel	1	X		Raleigh Webb from Brandon Rainey	30-yd pass	9	80	4:53
	2	X		Dante Smith	12-yd rush	13	67	5:15
	3	X		Brandon Rainey	22-yd rush	9	75	4:45
	4		X	Jacob Godek	47-yd FG	11	45	5:38
	OT		X	Jacob Godek	37-yd FG	4	5	0:00
Temple	2	X		Re'Mahn Davis	18-yd rush	9	58	3:29
	2	X		Re'Mahn	1-yd rush	13	73	5:19
	3	X		Benny Walls fumble recovery	74-yd return			
	3		X	Will Mobley	34-yd FG	11	47	6:05
North Carolina	1		X	Noah Ruggles	32-yd FG	15	65	4:02
	2	X		Dazz Newsome from Sam Howell	20-yd pass	11	68	3:55
	2	X		Beau Corrales from Sam Howell	6-yd pass	5	61	1:17
	4	X		Dyami Brown from Sam Howell	18-yd pass	14	77	5:10
	4	X		Garrett Walston from Sam Howell	16-yd pass	6	87	2:26
	4	X		Javonte Williams	3-yd rush	10	72	5:57
Duke	1	X		AJ Reed	33-yd FG	11	60	2:51
	1	X		Eli Pancel	3-yd rush	13	55	4:38
	2	X		Deon Jackson	1-yd rush	8	59	3:37
	2	X		Quentin Harris	1-yd rush	8	82	2:29
	2	X		Deon Jackson	7-yd rush	4	31	1:31
	2	X		Javon Jackson	Blocked kick return			
	3	X		AJ Reed	36-yd FG	8	43	4:08
Miami	1	X		N'Kosi Perry	1-yd rush	11	64	6:18
	1	X		K.J. Osborn from N'Kosi Perry	13-yd pass	1	13	0:05
	2	X		Cam'ron Harris from N'Kosi Perry	19-yd pass	4	32	1:29
Pittsburgh	1		X	Alex Kessman	32-yd FG	10	62	3:40
	1	X		Vincent Davis	61-yd rush	1	61	0:11
	2	X		S. Jaques-Louis from Kenny Pickett	21-yd pass	8	65	3:50
	4		X	Alex Kessman	49-yd FG	4	-10	1:48
Virginia	1	X		Wayne Taulapapa	2-yd rush	9	76	4:40
	1	X		Joe Reed	9-yd pass	3	28	1:26
	2		X	Brian Delaney	24-yd FG	10	49	4:51
	2	X		Bryce Perkins	3-yd run	4	50	0:33
	4		X	Brian Delaney	34-yd FG	10	70	4:40
	4	X		Wayne Taulapapa	3-yd rush	4	50	1:34
Virginia Tech	1	X		Hendon Hooker	3-yd rush	5	71	2:00
	1	X		Keshawn King	2-yd rush	7	77	3:33
	2	X		Hendon Hooker	5-yd rush	8	69	3:39
	2	X		Caleb Farley	17-yd INT return			
	2		X	Brian Johnson	22-yd FG	5	39	2:12
	3	X		James Mitchell from Hendon Hooker	7-yd pass	4	19	1:34
	3	X		Quincy Patterson II	2-yd rush	5	87	2:33

## TOUCHDOWN DRIVES SUMMARY

	GT	OPP
Touchdown plays of 20-plus yards	9	9
Touchdown plays of 50-plus yards	2	4
Touchdown drives of 80-plus yards	2	5
Touchdown drives of 90-plus yards	1	1
Touchdown drives of 20 yards or less	0	2
Touchdown drives of 5:00 or more	1	7
Touchdown drives of 7:00 or more		
Touchdown drives of 3:00 or less	11	13
Touchdown drives of 2:00 or less	8	11
Touchdown drives of 1:00 or less	2	5
Touchdown drives of 5 plays or less	9	12
Touchdown drives of 10 plays or more	3	12
Touchdown drives of 1 play	2	4

does not include special teams or defensive touchdowns

# BIG PLAYS

## GEORGIA TECH BIG PLAYS (20+ YARDS)

NO.	OPPONENT	PLAYER(S)	PLAY	* Touchdown	
				DOWN-DIST.	YDS.
1.	Clemson	Jerry Howard, Jr. from Tobias Oliver	Pass	1-10	54
2.		Tre Swilling	INT		41
3.		Tobias Oliver	Rush	1-15	39
4.		Josh Blancato from James Graham	Pass	1-10	34
5.		Ahmarean Brown from James Graham	Pass	3-11	28*
6.	South Florida	Jordan Mason	Rush	2-1	32
7.		Ahmarean Brown	Punt Return		23
8.		Ahmarean Brown from James Graham	Pass	3-10	20
9.	The Citadel	Tobias Oliver	KO Return		52
10.		Tobias Oliver	KO Return		44
11.		Nathan Cottrell	KO Return		34
12.		Jalen Camp from Lucas Johnson	Pass	1-10	33*
13.		Jalen Camp from Tobias Oliver	Pass	1-10	29
14.		Malachi Carter from Lucas Johnson	Pass	1-10	28
15.		Dontae Smith	KO Return		27
16.		Jordan Mason	Rush	1-10	25*
17.		Tobias Oliver	Rush	2-4	22
18.		Tobias Oliver	Rush	1-10	20
19.	Temple	Ahmarean Brown from Tobias Oliver	Pass	1-10	42
20.		Jalen Camp from James Graham	Pass	1-10	27
21.		Tobias Oliver	KO Return		21
22.	North Carolina	Jordan Mason	Rush	2-2	43
23.		Adonics Sanders from James Graham	Pass	2-10	39
24.		Ahmarean Brown from James Graham	Pass	1-10	32*
25.		Dontae Smith	KO Return		31
26.		Malachi Carter from James Graham	Pass	3-11	28*
27.		Dontae Smith	KO Return		24
28.		Dontae Smith	KO Return		22
29.		Jerry Howard, Jr.	Rush	1-10	20
30.	Duke	Ahmarean Brown from James Graham	Pass	3-13	40
31.		Adonics Sanders from James Graham	Pass	1-10	35
32.		Tobias Oliver	KO Return		26
33.		Jordan Mason	Rush	2-6	25
34.		Dontae Smith	Rush	2-10	25
35.	Miami (Fla.)	Nathan Cottrell from Pressley Harvin III	Pass	4-7	41*
36.		Ahmarean Brown from James Graham	Pass	1-10	35*
37.		Jordan Mason	Rush	2-8	22
38.		Adonics Sanders from James Graham	Pass	3-10	20
39.	Pittsburgh	Ahmarean Brown from James Graham	Pass	1-10	51*
40.		Tobias Oliver	KO Return		25
41.	Virginia	Ahmarean Brown from James Graham	Pass	1-10	59*
42.		Tyler Davis from James Graham	Pass	1-10	38
43.		Tobias Oliver from James Graham	Pass	2-13	37
44.		Jordan Mason	Rush	1-10	28
45.		Malachi Carter from James Graham	Pass	2-8	25*
46.	Virginia Tech	Juaneyh Thomas	KO Return		

## OPPONENT BIG PLAYS (20+ YARDS)

NO.	OPPONENT	PLAYER(S)	PLAY	* Touchdown	
				DOWN-DIST.	YDS.
1.	Clemson	Travis Etienne	Rush	1-20	90*
2.		Tee Higgins from Trevor Lawrence	Pass	1-10	62*
3.		Travis Etienne	Rush	1-10	48*
4.		Joseph Ngata	KR		32
5.		Lyn-J Dixon from Trevor Lawrence	Pass	1-20	22
6.		Tee Higgins from Trevor Lawrence	Pass	1-15	22
7.		Frank Ladson, Jr. from Chase Brice	Pass	2-6	21*
8.		Jaelyn Lay from Trevor Lawrence	Pass	3-3	20
9.	South Florida	Mitchell Wilcox from Jordan McCloud	Pass	1-10	54
10.		Blake Barnett	Rush	3-14	48
11.		Randall St. Felix from Blake Barnett	Pass	4-4	22
12.		Bentlee Sanders	KO Return		22
13.		Terrence Horne	KO Return		21
14.		Johnny Ford from Jordan McCloud	Pass	3-5	20*
15.	The Citadel	Raleigh Webb from Brandon Rainey	Pass	2-6	30*
16.		Nkem Njoku	Rush	1-10	25
17.		Brandon Rainey	Rush	1-10	22*
18.	Temple	Benny Walls	Fum. Return		74*
19.		Benny Walls	INT Return		65
20.		Jadan Blue from Anthony Russo	Pass	3-5	38
21.		Isaiah Wright from Anthony Russo	Pass	3-2	26
22.	North Carolina	Michael Carter from Sam Howell	Pass	1-10	41
23.		Javonte Williams	Rush	2-10	32
24.		Javonte Williams	Rush	1-10	29
25.		Michael Carter	KO Return		27
26.		Michael Carter	KO Return		25
27.		Rontavius Groves from Sam Howell	Pass	2-5	21
28.		Dyami Brown from Sam Howell	Pass	2-8	21
29.		Beau Corrales from Sam Howell	Pass	3-16	20
30.		Dazz Newsome from Sam Howell	Pass	2-10	20*
31.	Duke	Calhoun, J. from Quentin Harris	Pass	2-9	42
32.		Harding, D. from Quentin Harris	Pass	1-10	41
33.		Mataeo Durant	Rush	2-10	38
34.		Josh Blackwell	Punt Return		32
35.		Philyah-Johnson from Quentin Harris	Pass	1-10	26
36.		Deon Jackson	KO Return		22
37.		Josh Blackwell	Punt Return		21
38.		Michael Carter	KO Return		20
39.	Miami (Fla.)	K.J. Osborn	Punt Return		52
40.		Wiggins, D. from N'Kosi Perry	Pass	1-10	50
41.		Cam'ron Harris	Rush	1-10	42
42.		Cam'ron Harris	Rush	1-10	26
43.	Pittsburgh	Cam Bright	Fumble Recovery		79*
44.		Vincen Davis	Rush	1-10	61*
45.		Maurice Ffrench	Punt Return		24
46.		Taysir Mack from Kenny Pickett	Pass	1-10	23
47.		Shocky Jacques-Louis	KO Return		22
48.		Shocky Jacques-Louis from Kenny Pickett	Pass	1-10	21*
49.		Paris Ford	INT Return		21
50.	Virginia	Bryce Perkins	Rush	1-10	43
51.		Tavares Kelly	KO Return		40
52.		Tavares Kelly	KO Return		38
53.		Blount	INT Return		37
54.		Tavares Kelly from Bryce Perkins	Pass	3-2	35
55.		Tavares Kelly	KO Return		26
56.		Terrell Jana from Bryce Perkins	Pass	1-10	25
57.		Terrell Jana from Bryce Perkins	Pass	1-15	24
58.	Virginia Tech	Keshawn King from Quincy Patterson II	Pass	1-10	64
59.		Tayvion Robinson	Rush	1-10	49
60.		Tre Turner	Rush	2-10	39
61.		Tre Turner from Hendon Hooker	Pass	2-6	37
62.		James Mitchell from Hendon Hooker	Pass	1-10	34
63.		James Mitchell from Hendon Hooker	Pass	2-5	33

## BIG PLAYS FROM SCRIMMAGE SUMMARY

RUSH/CATCH	20-29	30-39	40-49	50-59	60-69	70-79	80-89	90-99	TOT
Tobias Oliver	2 (2/0)	2 (1/1)							4
Jalen Camp	2 (0/2)	1 (0/1)							3
Jordan Mason	4 (4/0)	1 (1/0)	1 (1/0)						6
Ahmarean Brown	1 (0/1)	2 (0/2)	2 (0/2)	2 (0/2)					7
Malachi Carter	3 (0/3)								3
Jerry Howard, Jr.	1 (1/0)			1 (0/1)					2
Josh Blancato		1 (0/1)							1
Adonics Sanders	1 (0/1)	2 (0/2)							3
Dontae Smith		1 (1/0)							1
Nathan Cottrell			1 (0/1)						1
Tyler Davis		1 (0/1)							
<b>Totals</b>	<b>15 (8/7)</b>	<b>10 (2/8)</b>	<b>4 (1/3)</b>	<b>3 (0/3)</b>					<b>31</b>
<b>Opponents</b>	<b>20 (4/16)</b>	<b>9 (3/6)</b>	<b>9 (5/4)</b>	<b>2 (0/2)</b>	<b>2 (1/2)</b>			<b>1 (1/0)</b>	<b>44</b>
PASSING	20-29	30-39	40-49	50-59	60-69	70-79	80-89	90-99	TOT
James Graham	5	5	1	2					13
Tobias Oliver	1		1	1					3
Lucas Johnson	1	1							2
Pressley Harvin III			1						1
<b>Totals</b>	<b>7</b>	<b>6</b>	<b>3</b>	<b>3</b>					<b>19</b>
<b>Opponents</b>	<b>15</b>	<b>6</b>	<b>3</b>	<b>2</b>	<b>2</b>				<b>27</b>

## THE LAST TIME IT HAPPENED ...

TEAM	GEORGIA TECH	OPPONENT
<b>Scored 50 Points</b>	Oct. 5, 2018 at Louisville (66)	Aug. 29, 2019 by No. 1 Clemson (52)
<b>Scored 50 Points, ACC Game</b>	Oct. 5, 2018 at Louisville (66)	Aug. 29, 2019 by No. 1 Clemson (52)
<b>Scored 35 Points, Half</b>	Oct. 5, 2018 at Louisville (35/2nd)	Oct. 12, 2019 by Duke (38/1st)
<b>Scored 28 Points, Quarter</b>	Sept. 3, 2015 vs. Alcorn State (34/1st)	Dec. 31, 2008 by LSU (28/2nd) (Chick-fil-A Bowl)
<b>Scored 0 Points</b>	Nov. 16, 2019 vs. Virginia Tech	Sept. 1, 2018 by Alcorn State
<b>Scored 0 Points, Half</b>	Nov. 16, 2019 vs. Virginia Tech (1st/2nd)	Sept. 1, 2018 by Alcorn State (2nd)
<b>Overcame 10-Point Deficit, Win</b>	Oct. 21, 2017 vs. Wake Forest (10-21)	Sept. 8, 2018 by USF (28-38)
<b>Overcame 10-Point Halftime Deficit, Win</b>	Nov. 29, 2008 at Georgia (12-28)	Nov. 30, 2013 by Georgia (20T) (7-20)
<b>40-Point Margin of Victory</b>	Sept. 29, 2018 vs. Bowling Green (63-17)	Nov. 16, 2019 by Virginia Tech (0-45)
<b>30-39-Point Margin of Victory</b>	Oct. 5, 2018 at Louisville (66-31)	Nov. 16, 2019 by Virginia Tech (0-45)
<b>Scored 30 Points or more, Loss</b>	Sept. 8, 2018 at USF (38)	Oct. 5, 2018 by Louisville (31)
<b>Scored fewer than 10 Points, Win</b>	Nov. 11, 2006 at North Carolina (7-0)	Dec. 2, 2006 by Wake Forest (9-6)
<b>7 Touchdowns</b>	Oct. 25, 2018 at Virginia Tech (7)	Aug. 29, 2019 by No. 1 Clemson (7)
<b>0 Touchdowns</b>	Nov. 16, 2019 vs. Virginia Tech	Sept. 1, 2018 by Alcorn State
<b>5+ Rushing Touchdowns</b>	Oct. 25, 2018 at Virginia Tech (7)	Aug. 29, 2019 by No. 1 Clemson (5)
<b>4+ Passing Touchdowns</b>	Sept. 13, 2014 vs. Georgia Southern (4)	Nov. 24, 2018 by No. 5 Georgia (4)
<b>Interception Return for TD</b>	Oct. 5, 2018 at Louisville Juan'yeh Thomas (95 yards) (Jordan Travis pass)	Nov. 16, 2019 by Virginia Tech Caleb Farley (17 yards) (James Graham pass)
<b>Fumble Return for TD</b>	Oct. 19, 2019 at Miami; JaQuon Griffin (0 yards)	Sept. 28, 2019 at Temple; Benny Walls (74 yards)
<b>Punt Return for TD</b>	Sept. 10, 2009 vs. Clemson; Jerrard Tarrant (85 yards)	Sept. 23, 2017 by Pittsburgh; Quadree Henderson (80 yards)
<b>Blocked Punt Return for TD</b>	Sept. 27, 1997 vs. Clemson Block by Ajenavi Ezimefe, D'Jay Jones recovered for TD	Oct. 12, 2019 by Duke Xander Gagnon blocked and Javon Jackson recovered for a touchdown
<b>Kickoff Return for TD</b>	Nov. 24, 2018 at No. 5 Georgia; Juan'yeh Thomas (100-yard return)	Sept. 8, 2018 by USF; Terrence Horne (98 yards) Sept. 8, 2018 by USF; Terrence Horne (97 yards)
<b>2 Non-Offensive TDs</b>	Nov. 8, 2014 at NC State (INT return, fumble return)	Sept. 8, 2018 by USF (2 kickoff returns)
<b>4 Field Goals Made</b>	Dec. 31, 2016 vs. Kentucky (4)	Oct. 14, 2017 by No. 11/10 Miami (4)
<b>3 Field Goals Missed</b>	Oct. 20, 2012 vs. Boston College (3)	Oct. 19, 2019 by Miami (3)
<b>5 Field Goals Attempted</b>	Dec. 31, 2011 vs. Utah (5)	Nov. 17, 2007 by North Carolina (5)
<b>50-yard Field Goal Made</b>	Dec. 31, 2016 vs. Kentucky (Harrison Butker, 52)	Sept. 23, 2017 by Pittsburgh; Alex Kessman (55 yards)
<b>Missed PAT</b>	Sept. 14, 2019 vs. The Citadel	Nov. 18, 2017 by Duke
<b>Missed more than 1 PAT</b>	Nov. 3, 2012 at Maryland (2)	Nov. 5, 1977 by Notre Dame (2)
<b>Made 2-Point Conversion</b>	Oct. 5, 2019 vs. North Carolina (J. Graham pass to T. Davis)	Nov. 3, 2018 by North Carolina (N. Elliott pass to A. Ratliff)
<b>Failed 2-Point Conversion</b>	Oct. 12, 2019 at Duke (Jordan Yates pass failed)	Nov. 9, 2019 by Virginia (Bryce Perkins pass failed)
<b>Two+ 2-Point Conversions Att.</b>	Nov. 17, 2018 vs. Virginia (OT) (2, 2 converted)	Nov. 11, 2017 by No. 17 Virginia Tech (2, 2 failed)
<b>Defensive Extra Point Scored</b>	Oct. 28, 1989 at Duke Ken Swilling 99-yard INT return (Steve Prince pass)	None recorded
<b>Recorded Safety</b>	Sept. 28, 2019 at Temple Temple RB was tackled in their own end zone	Nov. 4, 2017 by Virginia GT recovered a fumble in their own end zone
<b>Blocked Field Goal</b>	Oct. 19, 2019 at Miami Antwan Owens blocked T. Davidson's attempt	Sept. 4, 2017 by No. 25/24 Tennessee (20T) Paul Bain blocked Shawn Davis' attempt
<b>Blocked PAT</b>	Nov. 8, 2014 at NC State (Adam Gotsis)	Nov. 18, 2017 by Duke (Mike Ramsay)
<b>Blocked Punt</b>	Nov. 2, 2019 vs. Pitt Jerry Howard, Jr. blocked punt of Kirk Christodoulou	Oct. 12, 2019 by Duke Xander Gagnon blocked punt of Pressley Harvin III
<b>Blocked 2 Kicks/Punts</b>	Dec. 30, 2013 vs. Ole Miss (field goal/PAT)	Nov. 4, 1989 by Western Carolina (2 FGAs)
<b>30+ First Downs</b>	Oct. 25, 2018 at Virginia Tech (35)	Oct. 5, 2019 by North Carolina (34)
<b>10 (or fewer) First Downs</b>	Nov. 16, 2019 vs. Virginia Tech (8)	Sept. 1, 2018 by Alcorn State (9)
<b>500-599 Yards Total Offense</b>	Oct. 5, 2018 at Louisville (554)	Oct. 5, 2019 by North Carolina (587)
<b>600+ Yards Total Offense</b>	Sept. 8, 2018 at USF (602)	Aug. 29, 2019 by No. 1 Clemson (632)
<b>&lt; 200 Yards Total Offense</b>	Nov. 16, 2019 vs. Virginia Tech (134)	Sept. 1, 2018 by Alcorn State (146)
<b>&lt; 100 Yards Total Offense</b>	Nov. 18, 1961 at Alabama (96)	Oct. 9, 2004 by Maryland (82)
<b>300+ Yards Total Offense, Half</b>	Sept. 8, 2018 at USF (337/2nd)	Aug. 29, 2019 by No. 1 Clemson (339/1st)
<b>&lt; 50 Yards Total Offense, Half</b>	Sept. 22, 2016 vs. No. 5/3 Clemson (22/1st)	Sept. 9, 2017 by Jacksonville State (45/2nd)
<b>90 Offensive Plays</b>	Sept. 4, 2017 vs. No. 25/24 Tennessee (20T) (96)	Oct. 5, 2019 by North Carolina (97)
<b>50 (or fewer) Offensive Plays</b>	Nov. 2, 2019 vs. Pitt (50)	Oct. 25, 2018 by Virginia Tech (47)
<b>300-399 Yards Rushing</b>	Sept. 29, 2018 vs. Bowling Green (376)	Sept. 14, 2019 by The Citadel (320)
<b>400+ Yards Rushing</b>	Nov. 3, 2018 at North Carolina (461)	Aug. 29, 2019 by No. 1 Clemson (411)
<b>50 Yards (or less) Rushing</b>	Nov. 27, 2004 at Georgia (24)	Sept. 23, 2017 by Pittsburgh (37)
<b>0 Yards (or less) Rushing</b>	1968 (two times – vs. Notre Dame and Navy)	Nov. 2, 2013 by Pittsburgh (-5)
<b>60+ Rushing Attempts</b>	Oct. 25, 2018 at Virginia Tech (78)	Sept. 14, 2019 by The Citadel (71)
<b>30 (or fewer) Rushing Attempts</b>	Nov. 2, 2019 vs. Pitt (29)	Nov. 10, 2018 by Miami (Fla.)
<b>25+ Pass Completions</b>	Sept. 10, 2005 vs. North Carolina (25)	Oct. 5, 2019 by North Carolina (33)
<b>5 (or fewer) Pass Completions</b>	Nov. 24, 2018 at No. 5 Georgia (5)	Sept. 14, 2019 by The Citadel (1)

## THE LAST TIME IT HAPPENED ...

## TEAM

	GEORGIA TECH	OPPONENT
<b>40+ Pass Attempts</b>	Sept. 22, 2007 at Virginia (40)	Oct. 5, 2019 by North Carolina (51)
<b>10 (or fewer) Pass Attempts</b>	Nov. 17, 2018 vs. Virginia (OT) (8)	Sept. 14, 2019 by The Citadel (4)
<b>Threw 3 Interceptions</b>	Nov. 1, 2007 vs. Virginia Tech (5)	Nov. 3, 2018 by North Carolina (3)
<b>300-399 Yards Passing</b>	Sept. 1, 2011 vs. Western Carolina (365)	Oct. 5, 2019 by North Carolina (376)
<b>400+ Yards Passing</b>	Nov. 10, 2001 at Virginia (486)	Dec. 31, 2014 by Mississippi State (453)
<b>100 (or less) Yards Passing</b>	Nov. 16, 2019 vs. Virginia Tech (134)	Sept. 1, 2018 by Alcorn State (69)
<b>Completed 70 Percent of Passes</b>	Nov. 10, 2018 vs. Miami (Fla.) (.750, 3-of-4)	Nov. 24, 2018 by No. 5 Georgia (.789, 15-of-19)
<b>5+ Fumbles</b>	Oct. 13, 2018 vs. Duke (6)	Oct. 25, 2014 by Pittsburgh (7)
<b>4+ Fumbles Lost</b>	Sept. 23, 2017 vs. Pittsburgh (4)	Oct. 25, 2014 by Pittsburgh (6)
<b>5 Turnovers</b>	Oct. 26, 2013 at Virginia (5)	Oct. 25, 2014 by Pittsburgh (6)
<b>0 Turnovers</b>	Oct. 12, 2019 at Duke	Oct. 12, 2019 by Duke
<b>10 Penalties</b>	Oct. 12, 2013 at BYU (10)	Sept. 28, 2019 by Temple (10)
<b>2 (or fewer) Penalties</b>	Sept. 7, 2019 vs. USF (2)	Nov. 24, 2018 by No. 5 Georgia (2)
<b>100+ Penalty Yards</b>	Oct. 20, 2007 vs. Army (110)	Oct. 28, 2004 by Virginia Tech (108)
<b>10 (or fewer) Penalty Yards</b>	Oct. 14, 2017 vs. No. 11/10 Miami (6)	Nov. 24, 2018 by No. 5 Georgia (10)
<b>10 Punts</b>	Sept. 29, 2007 vs. Clemson (10)	Oct. 11, 2008 by Gardner-Webb (10)
<b>0 Punts</b>	Oct. 5, 2018 at Louisville	Dec. 5, 2009 by Clemson
<b>10 Third-Down Conversions</b>	Nov. 17, 2018 vs. Virginia (OT) (10)	Oct. 5, 2019 by North Carolina (11)
<b>2+ Fourth-Down Conversions</b>	Oct. 19, 2019 at Miami (2-of-2)	Oct. 5, 2018 by Louisville (2-of-3)
<b>4 Fourth-Down Attempts</b>	Nov. 24, 2018 at No. 5 Georgia (3-of-6)	Nov. 11, 2017 by No. 17 Virginia Tech (2-of-4)
<b>37:00 or higher TOP</b>	Oct. 25, 2018 at Virginia Tech (42:18)	Nov. 19, 2016 by Virginia (38:37)
<b>15 Tackles for Loss</b>	Sept. 1, 2007 at Notre Dame (19)	None Recorded
<b>10 Sacks</b>	Oct. 9, 1993 vs. Maryland (11)	None Recorded
<b>5 Players to Score TD</b>	Oct. 5, 2018 at Louisville (6)	Nov. 16, 2019 by Virginia Tech (5)
<b>4 Players to Rush for TD</b>	Oct. 5, 2018 at Louisville (5)	Nov. 10, 2012 by North Carolina (4)
<b>3 Players to Catch TD Pass</b>	Sept. 12, 2015 vs. Tulane (3)	Nov. 24, 2018 by No. 5 Georgia (3)
<b>2 Players to Throw TD Pass</b>	Oct. 19, 2019 at Miami (Fla.) (2 - James Graham & Pressley Harvin)	Aug. 29, 2019 by No. 1 Clemson (2 - Trevor Lawrence & Chase Brice)
<b>15-Play+ Touchdown Drive</b>	Oct. 13, 2018 vs. Duke (15)	Nov. 10, 2018 by Miami (Fla.) (15)
<b>8-Minute+ Touchdown Drive</b>	Sept. 30, 2017 vs. North Carolina (8:54)	Sept. 9, 2017 by Jacksonville State (8:11)
<b>90-Yard+ Touchdown Drive</b>	Aug. 29, 2019 at No. 1 Clemson (90)	Nov. 10, 2018 by Miami (Fla.) (95)
<b>1-Play Touchdown Drive</b>	Nov. 3, 2018 at North Carolina (Q. Searcy 86-yd pass from T. Oliver)	Aug. 29, 2019 by No. 1 Clemson (twice) (T. Etienne 90-yd run & 14-yd run)
<b>Won an Overtime Game</b>	Oct. 19, 2019 at Miami (OT) (28-21)	Sept. 14, 2019 by The Citadel (OT) (27-24)
<b>Game Won on Final Play</b>	Oct. 24, 2015 vs. Florida State (Lance Austin 78-yard missed FG return)	Sept. 14, 2019 by The Citadel (37-yard FG in overtime)

## BOTH TEAMS COMBINED

<b>90 Points</b>	Oct. 5, 2018 at Louisville (97) (66-31)	<b>100+ Rushing Attempts</b>	Sept. 14, 2019 vs. The Citadel (104)
<b>20 (or fewer) Points</b>	Nov. 28, 2015 vs. Georgia (20) (13-7)	<b>60 (or fewer) Rushing Attempts</b>	Sept. 9, 2006 vs. Samford (51)
<b>10 (or fewer) Points</b>	Nov. 11, 2006 at North Carolina (7) (7-0)	<b>700+ Yards Passing</b>	Nov. 10, 2001 at Virginia (813)
<b>50 Points in a Half</b>	Oct. 12, 2019 at Duke (52/1st)	<b>150 (or fewer) Yards Passing</b>	Nov. 3, 2012 at Maryland (146)
<b>0 Points in a Half</b>	Nov. 11, 2006 at North Carolina (2nd)	<b>50 Pass Completions</b>	Sept. 15, 2007 vs. Boston College (50)
<b>30 Points in a Quarter</b>	Oct. 12, 2019 at Duke (35/2nd)	<b>20 (or fewer) Completions</b>	Sept. 14, 2019 vs. The Citadel (8)
<b>10+ Touchdowns</b>	Oct. 25, 2018 at Virginia Tech (11)	<b>90 Pass Attempts</b>	Oct. 26, 2002 vs. Virginia (101)
<b>0 Touchdowns</b>	Dec. 2, 2006 vs. Wake Forest	<b>30 (or fewer) Pass Attempts</b>	Sept. 14, 2019 vs. The Citadel (17)
<b>5 Touchdowns in a Quarter</b>	Oct. 12, 2019 at Duke (5/2nd)	<b>5 Passes Intercepted</b>	Nov. 1, 2007 vs. Virginia Tech (5)
<b>8 Touchdowns in a Half</b>	Nov. 10, 2012 at North Carolina (8/1st, 8/2nd)	<b>10 Fumbles</b>	Oct. 13, 2018 vs. Duke (10)
<b>6 Field Goals</b>	Nov. 17, 2018 vs. Virginia (OT) (6)	<b>5 Fumbles Lost</b>	Sept. 23, 2017 vs. Pittsburgh (5)
<b>4 Field Goals Missed</b>	Oct. 20, 2012 vs. Boston College (4)	<b>10 Turnovers</b>	Nov. 17, 1990 at Wake Forest (10)
<b>8 Field Goals Attempted</b>	Nov. 17, 2007 vs. North Carolina (8)	<b>0 Turnovers</b>	Oct. 15, 2016 vs. Georgia Southern
<b>50 First Downs</b>	Oct. 25, 2018 at Virginia Tech (51)	<b>20 Penalties</b>	Sept. 10, 2004 vs. Western Carolina (21)
<b>25 (or fewer) First Downs</b>	Oct. 18, 2008 at Clemson (24) (12-12)	<b>5 (or fewer) Penalties</b>	Nov. 24, 2018 at No. 5 Georgia (4)
<b>1,000+ Yards Total Offense</b>	Oct. 5, 2018 at Louisville (1,037)	<b>200 Penalty Yards</b>	Sept. 9, 2000 vs. Florida State (254)
<b>500 Yards (or fewer) Total Offense</b>	Oct. 22, 2011 at Miami (473)	<b>25 (or fewer) Penalty Yards</b>	Oct. 22, 2011 at Miami (15)
<b>160+ Offensive Plays</b>	Oct. 26, 2002 vs. Virginia (165)	<b>15+ Punts</b>	Nov. 4, 2017 at Virginia (18)
<b>120 (or fewer) Offensive Plays</b>	Nov. 16, 2019 vs. Virginia Tech (117)	<b>0 Punts</b>	Dec. 5, 2009 vs. Clemson
<b>600+ Yards Rushing</b>	Oct. 5, 2018 at Louisville (655)	<b>10 Sacks</b>	Nov. 10, 2007 at Duke (10)
<b>150 (or fewer) Yards Rushing</b>	Nov. 19, 2005 at Miami (150)		



## THE LAST TIME IT HAPPENED ...

## INDIVIDUAL

	GEORGIA TECH	OPPONENT
<b>30+ Rushing Attempts</b>	Oct. 25, 2018 at Virginia Tech, Tobias Oliver (40)	Nov. 8, 2003 by Duke, Chris Douglas (30)
<b>150-199 Yards Rushing</b>	Oct. 5, 2018 at Louisville, TaQuon Marshall (175)	Oct. 14, 2017 by No. 11/10 Miami, Travis Homer (170)
<b>200+ Yards Rushing</b>	Oct. 25, 2018 at Virginia Tech, Tobias Oliver (215)	Aug. 29, 2019 by No. 1 Clemson, Travis Etienne (205)
<b>50+ Pass Attempts</b>	Oct. 6, 2005 vs. NC State, Reggie Ball (53)	Oct. 5, 2019 by North Carolina, Sam Howell (51)
<b>40+ Pass Attempts</b>	Sept. 22, 2007 at Virginia, Taylor Bennett (40)	Oct. 5, 2019 by North Carolina, Sam Howell (51)
<b>25+ Pass Completions</b>	Nov. 8, 2003 vs. Duke, Reggie Ball (27)	Oct. 5, 2019 by North Carolina, Sam Howell (33)
<b>Threw 3 Interceptions</b>	Nov. 1, 2007 vs. Virginia Tech, Taylor Bennett (4)	Nov. 3, 2018 by North Carolina, Nathan Elliott (3)
<b>300-399 Yards Passing</b>	Oct. 6, 2007 vs. Maryland, Taylor Bennett (309)	Oct. 5, 2019 by North Carolina, Sam Howell (376)
<b>400+ Yards Passing</b>	Nov. 10, 2001 at Virginia, George Godsey (486)	Sept. 22, 2012 by Miami, Stephen Morris (436)
<b>Rushed &amp; Passed for 100+ Yds.</b>	Nov. 3, 2018 at North Carolina, Tobias Oliver (120/104)	Oct. 3, 2015 by North Carolina, Marquise Williams (148/134)
<b>Rushed &amp; Received for 100+ Yds.</b>	Nov. 14, 2013 at Clemson, Robert Godhigh (126/203)	Oct. 30, 1997 by North Carolina, J. Linton (138/137)
<b>300-399 Yards Total Offense</b>	Nov. 4, 2017 at Virginia, TaQuon Marshall (322)	Oct. 14, 2017 by No. 11/10 Miami, Malik Rosier (317)
<b>400+ Yards Total Offense</b>	Oct. 29, 2016 vs. Duke, Justin Thomas (459)	Oct. 6, 2012 by Clemson, Tajh Boyd (460)
<b>10+ Receptions</b>	Oct. 7, 2006 vs. Maryland, Calvin Johnson (10)	Nov. 17, 2018 by Virginia, Olamide Zaccheaus (10)
<b>100-199 Yards Receiving</b>	Sept. 8, 2018 at USF, Clinton Lynch (111)	Sept. 29, 2018 by Bowling Green, Scott Miller (117)
<b>200+ Yards Receiving</b>	Oct. 4, 2008 vs. Duke, Demaryius Thomas (230)	Dec. 29, 2005 by Utah, Travis Latendresse (214)
<b>4+ Touchdowns Scored</b>	Sept. 4, 2017 vs. No. 25/24 Tennessee (20T), TaQuon Marshall (5)	Nov. 24, 2018 by No. 5 Georgia, Jake Fromm (4)
<b>3+ Touchdowns Rushing</b>	Oct. 25, 2018 at Virginia Tech, Tobias Oliver/Jordan Mason (3)	Aug. 29, 2019 by No. 1 Clemson, Travis Etienne (3)
<b>3+ Touchdowns Receiving</b>	Sept. 11, 2004 vs. Clemson, Calvin Johnson (3)	Nov. 29, 2008 by Georgia, Mohamed Massaquoi (3)
<b>4+ Touchdowns Passing</b>	Sept. 13, 2014 vs. Georgia Southern, Justin Thomas (4)	Oct. 5, 2019 by North Carolina, Sam Howell (4)
<b>Rushing &amp; Receiving TDs</b>	Oct. 14, 2017 vs. No. 11/10 Miami, J.J. Green (1/1)	Oct. 14, 2017 by No. 11/10 Miami, Travis Homer (1/1)
<b>Rushing &amp; Passing TDs</b>	Nov. 9, 2019 at Virginia, James Graham (1/1)	Nov. 16, 2019 by Virginia Tech, Hendon Hooker (1/2)
<b>Passing &amp; Receiving TDs</b>	Nov. 17, 2007 vs. North Carolina, Taylor Bennett (1/1)	Nov. 18, 2017 by Duke, Shaun Wilson (1/2)
<b>3 Field Goals</b>	Nov. 12 2016 at No. 18/22 Virginia Tech, Harrison Butker (3-of-3)	Nov. 18, 2017 by Duke, Austin Parker (3-of-3)
<b>4+ Field Goals</b>	Nov. 17, 2018 vs. Virginia, Wesley Wells (4-of-4)	Oct. 14, 2017 by No. 11/10 Miami, Michael Badgley (4-of-4)
<b>5 Field Goal Attempts</b>	Sept. 1, 2007 vs. Notre Dame, Travis Bell (5)	Nov. 17, 2007 by North Carolina, Connor Barth (5)
<b>Made a 50-yard Field Goal</b>	Dec. 31, 2016 vs. Kentucky, Harrison Butker (52)	Sept. 23, 2017 by Pittsburgh, Alex Kessman (55)
<b>Attempted a 60-yard Field Goal</b>	Nov. 24, 2007 vs. North Carolina, Travis Bell (62/miss)	Nov. 17, 2007 by North Carolina, Connor Barth (63/miss)
<b>10+ Punts</b>	Sept. 15, 2007 vs. Boston College, Durant Brooks (10)	None recorded
<b>60-69 yard Punt</b>	Sept. 8, 2018 at USF, Pressley Harvin III (62)	Nov. 4, 2017 by Virginia, Lester Coleman (63)
<b>70-yard+ Punt</b>	Nov. 17, 2007 vs. North Carolina, Durant Brooks (77)	Sept. 4, 2017 by No. 25/24 Tennessee (20T), Trevor Daniel (70)
<b>100+ Punt Return Yards</b>	Aug. 31, 2002 vs. Vanderbilt, Kelley Rhino (110)	None recorded
<b>70-89 yard Punt Return</b>	Sept. 10, 2009 vs. Clemson, Jerrard Tarrant (85 TD)	Sept. 23, 2017 by Pittsburgh, Quadree Henderson (80 TD)
<b>Punt Return for a Touchdown</b>	Sept. 10, 2009 vs. Clemson, Jerrard Tarrant	Sept. 23, 2017 by Pittsburgh, Quadree Henderson
<b>90-yard+ Kickoff Return</b>	Nov. 24, 2018 at No. 5 Georgia, Juanyeh Thomas (100 TD)	Sept. 8, 2018 by USF, Terrence Horne (98 TD, 97 TD)
<b>Kickoff Return for a Touchdown</b>	Nov. 24, 2018 at No. 5 Georgia, Juanyeh Thomas (100 TD)	Sept. 8, 2018 by USF, Terrence Horne (98 TD, 97 TD)
<b>70-yard+ Interception Return</b>	Aug. 31, 2013 vs. Elon, Tyler Marcordes (95)	Nov. 9, 2002 by Florida State, S. Samuels (82 TD)
<b>15+ Tackles</b>	Oct. 5, 2019 vs. North Carolina, David Curry (16)	Oct. 13, 2018 by Duke, Joe Giles-Harris (15)
<b>3.0+ Sacks</b>	Nov. 30, 2013 vs. Georgia (20T), Jeremiah Attaochu (4.0)	Oct. 12, 2019 by Duke, Victor Dimukeje (3.0)
<b>2+ Interceptions</b>	Sept. 30, 2017 vs. North Carolina, A.J. Gray (2)	Oct. 26, 2013 by Virginia, Anthony Harris (2)
<b>2+ Fumble Recoveries</b>	Oct. 5, 2018 at Louisville, Charlie Thomas (2)	None recorded
<b>2+ Forced Fumbles</b>	Oct. 5, 2018 at Louisville, Anree Saint-Amour (2)	Nov. 3, 2018 by North Carolina, Cole Holcomb (3)

## TWO PLAYERS

	GEORGIA TECH	OPPONENT
<b>2 100-yard Rushers</b>	Oct. 5, 2018 at Louisville TaQuon Marshall (175) and Tobias Oliver (103)	Nov. 28, 2009 by Georgia Washaun Ealey (183) and Caleb King (166)
<b>2 100-yard Receivers</b>	Sept. 10, 2005 vs. North Carolina Damarius Bilbo (131) and Calvin Johnson (114)	Nov. 14, 2013 by Clemson Martavis Bryant (176) and Sammy Watkins (104)
<b>100-yard Rusher/100-yard Receiver</b>	Sept. 8, 2018 TaQuon Marshall (113) and Clinton Lynch (111)	Sept. 4, 2017 by No. 25/24 Tennessee (20T) John Kelly (128) and Marquez Callaway (115)
<b>250 Combined Yards Rushing</b>	Oct. 25, 2018 at Virginia Tech Tobias Oliver and Jordan Mason (297)	Aug. 29, 2019 by No. 1 Clemson Travis Etienne and Lyn-J Dixon (272)
<b>250 Combined Yards Receiving</b>	Jan. 1, 2007 vs. West Virginia Calvin Johnson and James Johnson (254)	Nov. 14, 2013 by Clemson Martavis Bryant and Sammy Watkins (280)
<b>20 Combined Receptions</b>	Nov. 10, 2001 at Virginia Will Glover and Kerry Watkins (21)	Oct. 26, 2013 by Virginia Darius Jennings and Tim Smith (23)

	<b>GEORGIA TECH</b>	<b>14</b>
	<b>0-1, 0-1</b>	
	<b>No. 1/1 CLEMSON</b>	<b>52</b>
	<b>1-0, 1-0</b>	

Game 1 • Aug. 29, 2019 • Clemson, S.C. • Memorial Stadium (79,118)

### SCORING SUMMARY

	1	2	3	4	F
Georgia Tech	0	0	7	7	14
Clemson	14	14	14	10	52



1st	11:52	CU	Trevor Lawrence 6 yd run (B.T. Potter kick)	GT 0, CU 7
	5:39	CU	Travis Etienne 90 yd run (B.T. Potter kick)	GT 0, CU 14
2nd	12:45	CU	Travis Etienne 14 yd run (B.T. Potter kick)	GT 0, CU 21
	4:34	CU	Tee Higgins 62 yd pass from Trevor Lawrence (B.T. Potter kick)	GT 0, CU 28
3rd	12:42	CU	Travis Etienne 48 yd run (B.T. Potter kick)	GT 0, CU 35
	11:40	GT	Jordan Mason 7 yd run (Wesley Wells kick)	GT 7, CU 35
	8:08	CU	Lyn-J Dixon 18 yd run (B.T. Potter kick)	GT 7, CU 42
4th	14:54	CU	Frank Ladson, Jr. 21 yd pass from Chase Brice (B.T. Potter kick)	GT 7, CU 49
	10:33	GT	Ahmarean Brown 28 yd pass from James Graham (Wesley Wells kick)	GT 14, CU 49
	6:11	CU	B.T. Potter 51 yd field goal	GT 14, CU 52

### TEAM STATISTICS

	GT	CU
First Downs.....	13	29
Rushes-Yards.....	45-157	49-411
Passing Yards.....	137	221
Pass Comp-Att-Int.....	7-18-2	18-30-2
Total Offense.....	294	632
Fumbles-Lost.....	3-2	1-1
Penalties-Yards.....	2-10	6-43
Punts-Yards (Avg./Net).....	8-345 (43.1/39.6)	3-120 (40.0/40.0)
Kickoffs-Yards (Avg./Net).....	3-170 (56.7/37.3)	9-585 (65.0/43.9)
Punt Returns (No.-Yds.-TD).....	1-0-0	1-8-0
Kickoff Returns (No.-Yds.-TD).....	3-40-0	3-58-0
Interceptions (No.-Yds.-TD).....	2-39-0	2-19-0
Fumble Returns (No.-Yds.-TD).....	0-0-0	0-0-0
Time of Possession.....	27:12	32:48
Third-Down Conversions.....	5-of-16	6-of-12
Fourth-Down Conversions.....	0-of-2	1-of-2
Red-Zone Scores-Chances.....	1-2	3-4
Sacks By (No.-Yds.).....	0-0	4-22
Field Goals.....	0-0	1-1
Points Off Turnovers.....	0	21

### INDIVIDUAL STATISTICS

**RUSHING:** GT — J. Mason 13-72; T. Oliver 20-56; J. Howard 4-15; J. Graham 4-15; L. Johnson 1-1; J. Griffin 1-1; N. Cottrell 1-(-3).  
CU — Etienne 12-205; Dixon 8-64; Mellusi 6-36; Dukes 7-29; Lawrence 3-24; Phommachanh 5-21; Rencher 6-21; Brice 2-11.  
**PASSING:** GT — T. Oliver 3-9-2, 65; J. Graham 4-7-0, 72; L. Johnson 0-2-0, 0.  
CU — Lawrence 13-23-2, 168; Brice 5-7-0, 53.  
**RECEIVING:** GT — J. Howard 2-57; J. Blacato 1-34; A. Brown 1-28; M. Carter 1-11; T. Davis 1-7; J. Mason 1-0.  
CU — Higgins 4-98; Ross 3-13; Dixon 1-22; Ladson 1-21; Lay 1-20; Powell 1-13; Ngata 1-12; Chalk 1-8; Swinney 1-4; Etienne 1-3; Overton 1-3; Spector 1-3; Chase 1-1.  
**INTERCEPTIONS:** GT — Swilling; K. Oliver.  
CU — Muse; Johnson.  
**FUMBLE RECOVERIES:** GT — Dingle.  
CU — Spector; Kelly.  
**FORCED FUMBLES:** GT — J. Thomas.  
CU — Smith.  
**TACKLES FOR LOSS:** GT — Henderson 2.0-3; Oliver 1.0-1; Johnson 1.0-1; C. Thomas 0.5-1; Jordan-Swilling 0.5-1; Glanton 0.5-0.  
CU — Thomas 1.5-13; Pinckney 1.0-10; Smith 1.0-4; Spector 1.0-3; Henry 1.0-5; Venables 1.0-2; Zanders 0.5-1; Skalski 0.5-4; Davis 0.5-1.  
**SACKS:** GT — None.  
CU — Pinckney 1.0-10; Henry 1.0-5; Skalski 0.5-4; Thomas 0.5-2; Davis 0.5-1; Venables 0.5-0.

	<b>USF</b>	<b>10</b>
	<b>0-2, 0-0</b>	
	<b>GEORGIA TECH</b>	<b>14</b>
	<b>1-1, 0-1</b>	

Game 2 • Sept. 7, 2019 • Atlanta, Ga. • Bobby Dodd Stadium (46,599)

### SCORING SUMMARY

	1	2	3	4	F
USF	3	0	0	7	10
Georgia Tech	0	14	0	0	14

1st	3:40	USF	WEISS, Coby 27 yd field goal	USF 3 - GT 0
2nd	11:03	GT	Jordan Mason 1 yd run (Brenton King kick)	USF 3 - GT 7
	0:53	GT	Tobias Oliver 7 yd run (Brenton King kick)	USF 3 - GT 14
4th	14:53	USF	FORD, Johnny 20 yd pass from McCLOUD, Jordan (WEISS, Coby kick)	USF 10 - GT 14

### TEAM STATISTICS

	USF	GT
First Downs.....	11	21
Rushes-Yards.....	30-92	49-181
Passing Yards.....	169	76
Pass Comp-Att-Int.....	16-25-0	14-21-1
Total Offense.....	261	257
Fumbles-Lost.....	4-2	2-1
Penalties-Yards.....	9-95	2-20
Punts-Yards (Avg./Net).....	7-361 (51.6/45.4)	6-248 (41.3/40.0)
Kickoffs-Yards (Avg./Net).....	3-150 (50.0/38.7)	3-155 (51.7/37.3)
Punt Returns (No.-Yds.-TD).....	3-8-0	5-23-0
Kickoff Returns (No.-Yds.-TD).....	2-43-0	2-34-0
Interceptions (No.-Yds.-TD).....	1-6-0	0-0-0
Fumble Returns (No.-Yds.-TD).....	0-0-0	0-0-0
Time of Possession.....	27:25	32:35
Third-Down Conversions.....	4-of-15	5-of-14
Fourth-Down Conversions.....	2-of-2	0-of-0
Red-Zone Scores-Chances.....	2-3	2-2
Sacks By (No.-Yds.).....	2-17	4-22
Field Goals.....	1-1	0-1
Points Off Turnovers.....	7	0

### INDIVIDUAL STATISTICS

**RUSHING:** GT — J. Mason 20-99; T. Oliver 9-48; L. Johnson 9-36; J. Graham 6-2; Ah. Brown 1-2; J. Howard, Jr. 1-1; Team 3-(-7).  
USF — B. Barnett 8-42; J. Cronkrite 12-16; J. Evans 3-15; J. McCloud 4-12; J. Ford 3-7.  
**PASSING:** GT — L. Johnson 11-17-1 45; T. Oliver 2-3-0 11; J. Graham 1-1-0 20.  
USF — B. Barnett 12-20-0 79; J. McCloud 4-5-0 90.  
**RECEIVING:** GT — J. Howard 2-57; J. Blacato 1-34; A. Brown 1-28; M. Carter 1-11; T. Davis 1-7; J. Mason 1-0.  
USF — J. Ford 4-23; M. Wilcox 3-60; R. St. Felix 3-38; E. McDoom 3-8; B. Miller 1-19; T. Horne 1-14; J. Phillips 1-7.  
**INTERCEPTIONS:** GT — None  
USF — Sails.  
**FUMBLE RECOVERIES:** GT — Chimedza; Curry.  
USF — Slade.  
**FORCED FUMBLES:** GT — C. Thomas; K. Oliver.  
USF — Roberts.  
**TACKLES FOR LOSS:** GT — C. Thomas 2.0-12; Carpenter 2.0-4; Jackson 2.0-2; Jordan-Swilling 1.0-9; Knight 1.0-3; Glanton 1.0-1.  
USF — Kegler 2.5-3; Yates 2.0-7; Boyles 1.5-3; Jones 1.0-14; Studstill 1.0-2; Macon 1.0-2; Mims 1.0-1; Grier 0.5-1; Slade 0.5-0.  
**SACKS:** GT — C. Thomas 2.0-12; Jordan-Swilling 1.0-9; Glanton 1.0-1.  
USF — Jones 1.0-14; Yates 1.0-3.

# 2019 GEORGIA TECH FOOTBALL GAME NOTES

GAME 11 vs. NC STATE • NOV. 21, 2019



	<b>THE CITADEL</b>	<b>27</b>
	<b>1-2, 0-0</b>	
	<b>GEORGIA TECH</b>	<b>24</b>
	<b>1-2, 0-1</b>	

Game 3 • Sept. 14, 2019 • Atlanta, Ga. • Bobby Dodd Stadium (42,871)

## SCORING SUMMARY

	1	2	3	4	OT	F
The Citadel	7	7	7	3	3	27
Georgia Tech	0	6	8	10	0	24

1st 5:55	CIT	Raleigh Webb 30 yd pass from Brandon Rainey (Jacob Godek kick)	CIT 7 - GT 0
2nd 12:49	GT	Jordan Mason 4 yd run (Wesley Wells kick failed)	CIT 7 - GT 6
0:15	CIT	Dante Smith 12 yd run (Jacob Godek kick)	CIT 14 - GT 6
3rd 10:50	GT	Jalen Camp 33 yd pass from Lucas Johnson (Jalen Camp pass from Johnson, L.)	CIT 14 - GT 14
6:05	CIT	Brandon Rainey 22 yd run (Jacob Godek kick)	CIT 21 - GT 14
4th 7:29	GT	Jordan Mason 25 yd run (Brenton King kick)	CIT 21 - GT 21
1:51	CIT	Jacob Godek 47 yd field goal	CIT 24 - GT 21
0:00	GT	Brenton King 34 yd field goal	CIT 24 - GT 24
OT 0:00	CIT	Jacob Godek 37 yd field goal	CIT 27 - GT 24

## TEAM STATISTICS

	CIT	GT
First Downs.....	25	14
Rushes-Yards.....	71	33-183
Passing Yards.....	320	118
Pass Comp-Att-Int.....	1-4-1	7-13-0
Total Offense.....	350	301
Fumbles-Lost.....	3-0	0-0
Penalties-Yards.....	5-55	8-80
Punts-Yards (Avg./Net).....	3-114 (38.0/38.0)	4-161 (40.2/35.0)
Kickoffs-Yards (Avg./Net).....	5-322 (64.4/28.0)	4-185 (46.2/40.0)
Punt Returns (No.-Yds.-TD).....	1-1-0	2-0-0
Kickoff Returns (No.-Yds.-TD).....	0-0-0	4-157-0
Interceptions (No.-Yds.-TD).....	0-0-0	1-8-0
Fumble Returns (No.-Yds.-TD).....	0-0-0	0-0-0
Time of Possession.....	41:50	18:10
Third-Down Conversions.....	8-of-16	3-of-9
Fourth-Down Conversions.....	1-of-1	0-of-1
Red-Zone Scores-Chances.....	1-4	2-2
Sacks By (No.-Yds).....	3-22	1-4
Field Goals.....	2-3	1-2
Points Off Turnovers.....	0	0

## INDIVIDUAL STATISTICS

**RUSHING:** GT — Tobias Oliver 11-92; Jordan Mason 11-78; Jerry Howard Jr. 2-12; Lucas Johnson 7-5; TEAM 1-(-2); Dontae Smith 1-(-2).  
CIT — Clay Harris 26-93; Brandon Rainey 17-70; Dante Smith 6-43; Nkem Njoku 3-39; Remus Bulmer 6-36; Brian Murdaugh 11-21; Raleigh Webb 1-16; Keyonte Sessions 1-2.  
**PASSING:** GT — Lucas Johnson 5-10-0 91; Tobias Oliver 2-3-0 27.  
CIT — Brandon Rainey 1-4-1-30.  
**RECEIVING:** GT — Jalen Camp 3-71; Malachi Carter 1-28; Jordan Mason 1-11; Ahmarean Brown 1-10; Tyler Davis 1-(-2).  
CIT — Raleigh Webb 1-30.  
**INTERCEPTIONS:** GT — Curry 1-8  
CIT — None.  
**FUMBLE RECOVERIES:** GT — None.  
CIT — None.  
**FORCED FUMBLES:** GT — C. Thomas; T. Carpenter.  
CIT — None.  
**TACKLES FOR LOSS:** GT — C. Thomas 1.0-8; Curry 1.0-4; Jackson 1.0-1; Owens 1.0-1.  
CIT — Randolph II 2.0-10; Greene IV 1.0-12; Botkin 1.0-2; Eubanks 1.0-2; Brawley 0.5-1; Smith 0.5-0.  
**SACKS:** GT — Curry 1.0-4.  
CIT — Randolph II 2.0-10; Greene IV 1.0-12.

	<b>GEORGIA TECH</b>	<b>2</b>
	<b>1-3, 0-1</b>	
	<b>TEMPLE</b>	<b>24</b>
	<b>3-1, 0-0</b>	

Game 4 • Sept. 28, 2019 • Philadelphia, Pa. • Lincoln Financial Field (31,094)

## SCORING SUMMARY

	1	2	3	4	F
Georgia Tech	0	0	2	0	2
Temple	0	14	10	0	24



2nd 6:53	TEM	Re'Mahn Davis 18 yd run (Will Mobley kick)	GT 0 - TEM 7
0:08	TEM	Re'Mahn Davis 1 yd run (Will Mobley kick)	GT 0 - TEM 14
3rd 10:33	TEM	Benny Walls 74 yd fumble recovery (Will Mobley kick)	GT 0 - TEM 21
9:09	GT	Charlie Thomas safety	GT 2 - TEM 21
0:55	TEM	Will Mobley 34 yd field goal	GT 2 - TEM 24

## TEAM STATISTICS

	GT	TEM
First Downs.....	18	17
Rushes-Yards.....	35-131	49-195
Passing Yards.....	174	127
Pass Comp-Att-Int.....	14-35-0	9-22-1
Total Offense.....	305	322
Fumbles-Lost.....	2-2	0-0
Penalties-Yards.....	4-38	10-70
Punts-Yards (Avg./Net).....	6-260 (43.3/40.3)	4-148 (37.0/37.0)
Kickoffs-Yards (Avg./Net).....	1-55 (55.0/55.0)	6-391 (65.2/44.3)
Punt Returns (No.-Yds.-TD).....	0-0-0	2-16-0
Kickoff Returns (No.-Yds.-TD).....	3-50-0	0-0-0
Interceptions (No.-Yds.-TD).....	1-0-0	1-65-0
Fumble Returns (No.-Yds.-TD).....	0-0-0	1-74-1
Time of Possession.....	27:01	32:59
Third-Down Conversions.....	2-of-14	7-of-16
Fourth-Down Conversions.....	2-of-4	2-of-3
Red-Zone Scores-Chances.....	0-3	3-4
Sacks By (No.-Yds).....	1-6	2-10
Field Goals.....	0-0	1-1
Points Off Turnovers.....	0	7

## INDIVIDUAL STATISTICS

**RUSHING:** GT — Tobias Oliver 11-68; Dontae Smith 7-35; Jamious Griffin 6-20; Jordan Mason 5-8; Jerry Howard Jr. 1-4; James Graham 4-minus 2; Team 1-(-2).  
Temple — DAVIS, Re'Mahn 29-135; GARDNER, Jager 18-69; Team 1-(-3); RUSSO, Anthony 1-(-6).  
**PASSING:** GT — James Graham 10-24-1 100; Tobias Oliver 4-11-0 74.  
Temple — RUSSO, Anthony 9-22-1 127.  
**RECEIVING:** GT — Jalen Camp 4-63; Ahmarean Brown 3-64; Malachi Carter 3-11; Adonias Sanders 2-19; Jordan Mason 2-17.  
Temple — BLUE, Jadan 4-66; WRIGHT, Isaiah 2-33; DAVIS, Re'Mahn 1-12; MACK, Branden 1-9; BOAH, Kenny 1-7.  
**INTERCEPTIONS:** GT — K. Oliver.  
Temple — Walls.  
**FUMBLE RECOVERIES:** GT — None.  
Temple — Walls; Braswell.  
**FORCED FUMBLES:** GT — None.  
Temple — Graham-Mobley; Majieh.  
**TACKLES FOR LOSS:** GT — C. Thomas 1.5-2; T.K. Chimedza 1.0-6; Antwan Owens 0.5-1.  
Temple — Graham-Mobley 2.0-3; Majieh 2.0-2; Roche 1.0-7; Levine 1.0-3.  
**SACKS:** GT — T.K. Chimedza 1.0-6.  
Temple — Roche 1.0-7; Levine 1.0-3.

	<b>NORTH CAROLINA</b>	<b>38</b>
	3-3, 2-1	
	<b>GEORGIA TECH</b>	<b>22</b>
	1-4, 0-2	

Game 5 • Oct. 6, 2019 • Atlanta, Ga. • Bobby Dodd Stadium (45,044)

#### SCORING SUMMARY

	1	2	3	4	F
North Carolina	3	14	0	21	38
Georgia Tech	0	0	7	15	22



1st 5:59	NC	Noah Ruggles 32 yd field goal	NC 3 - GT 0
2nd 6:30	NC	Dazz Newsome 20 yd pass from Sam Howell (Noah Ruggles kick)	NC 10 - GT 0
0:13	NC	Beau Corrales 6 yd pass from Sam Howell (Noah Ruggles kick)	NC 17 - GT 0
3rd 7:29	GT	Malachi Carter 28 yd pass from James Graham (Brenton King kick)	NC 17 - GT 7
4th 14:18	NC	Dyami Brown 18 yd pass from Sam Howell (Noah Ruggles kick)	NC 24 - GT 7
12:25	GT	Jordan Mason 2 yd run (Tyler Davis pass from Graham, J.)	NC 24 - GT 15
9:53	NC	Garrett Walston 16 yd pass from Sam Howell (Noah Ruggles kick)	NC 31 - GT 15
3:24	NC	Javonte Williams 3 yd run (Noah Ruggles kick)	NC 38 - GT 15
1:45	GT	Ahmarean Brown 32 yd pass from James Graham (Brenton King kick)	NC 38 - GT 22

#### TEAM STATISTICS

	UNC	GT
First Downs.....	34	14
Rushes-Yards.....	46-211	29-150
Passing Yards.....	376	171
Pass Comp-Att-Int.....	33-51-1	11-24-2
Total Offense.....	587	321
Fumbles-Lost.....	2-0	1-0
Penalties-Yards.....	6-61	3-25
Punts-Yards (Avg./Net).....	4-158 (39.5/35.5)	7-294 (42.0/36.3)
Kickoffs-Yards (Avg./Net).....	7-432 (61.7/38.9)	3-189 (63.0/41.3)
Punt Returns (No.-Yds.-TD).....	2-20-0	3-16-0
Kickoff Returns (No.-Yds.-TD).....	3-65-0	5-110-0
Interceptions (No.-Yds.-TD).....	2-0-0	1-18-0
Fumble Returns (No.-Yds.-TD).....	0-0-0	0-0-0
Time of Possession.....	36:54	23:06
Third-Down Conversions.....	11-of-19	4-of-11
Fourth-Down Conversions.....	1-of-1	0-of-0
Red-Zone Scores-Chances.....	6-7	1-1
Sacks By (No.-Yds.).....	2-14	1-7
Field Goals.....	1-2	0-0
Points Off Turnovers.....	7	0

#### INDIVIDUAL STATISTICS

**RUSHING:** GT — Jordan Mason 8-62; James Graham 13-48; Jerry Howard Jr. 3-31; Tobias Oliver 3-11; Team 1-(-1); Jamious Griffin 1-(-1).  
 UNC — Javonte Williams 20-144; Michael Carter 20-68; Sam Howell 5-1; TEAM 1-(-2).  
**PASSING:** GT — James Graham 11-24-2 171.  
 UNC — Sam Howell 33-51-1 376.  
**RECEIVING:** GT — Adonias Sanders 3-67; Malachi Carter 3-45; Ahmarean Brown 1-32; Dylan Deveney 1-11; Tobias Oliver 1-9; Tyler Davis 1-5; Jair Hawkins-Anderson 1-2.  
 UNC — Dazz Newsome 8-81; Dyami Brown 6-77; Beau Corrales 5-54; Michael Carter 5-52; Rontavious Groves 3-47; Javonte Williams 3-25; Garrett Walston 2-29; Emery Simmons 1-11.  
**INTERCEPTIONS:** GT — Owens.  
 UNC — Ford; Chapman.  
**FUMBLE RECOVERIES:** GT — None.  
 UNC — None.  
**FORCED FUMBLES:** GT — Dawson.  
 UNC — None.  
**TACKLES FOR LOSS:** GT — K. Dawson 2.0-10; C. Thomas 2.0-7; Campbell 1.0-4; Jordan-Swilling 1.0-2; Glanton 1.0-1.  
 UNC — Crawford 2.5-8; Fox 1.5-9; Gemmel 1.5-2; Surratt 0.5-1.  
**SACKS:** GT — Dawson 1.0-7.  
 UNC — Fox 1.0-8; Crawford 1.0-6

	<b>GEORGIA TECH</b>	<b>23</b>
	1-5, 0-3	
	<b>DUKE</b>	<b>41</b>
	4-2, 2-1	

Game 6 • Oct. 12, 2019 • Durham, N.C. • Wallace Wade Stadium (21,741)

#### SCORING SUMMARY

	1	2	3	4	F
Georgia Tech	7	7	3	6	23
Duke	10	28	3	0	41

1st 10:07	GT	Jerry Howard Jr. 19 yd pass from James Graham (Brenton King kick)	GT 7 - DU 0
7:10	DU	Reed,A. 33 yd field goal	GT 7 - DU 3
1:18	DU	Pancoi,E. 3 yd run (Reed,A. kick)	GT 7 - DU 10
2nd 10:29	DU	Jackson,D. 1 yd run (Reed,A. kick)	GT 7 - DU 17
6:34	DU	Harris,Q. 1 yd run (Reed,A. kick)	GT 7 - DU 24
3:35	DU	Jackson,D. 7 yd run (Reed,A. kick)	GT 7 - DU 31
3:10	DU	Jackson,J. 14 yd blocked punt return (Reed,A. kick)	GT 7 - DU 38
1:08	GT	James Graham 8 yd run (Brenton King kick)	GT 14 - DU 38
3rd 12:07	GT	Brenton King 42 yd field goal	GT 17 - DU 38
1:10	DU	Reed,A. 36 yd field goal	GT 17 - DU 41
4th 10:39	GT	Tobias Oliver 4 yd run (Jordan Yates pass failed)	GT 23 - DU 41

#### TEAM STATISTICS

	GT	DU
First Downs.....	20	20
Rushes-Yards.....	40-171	55-197
Passing Yards.....	206	176
Pass Comp-Att-Int.....	15-35-0	11-20-0
Total Offense.....	379	373
Fumbles-Lost.....	2-0	1-0
Penalties-Yards.....	6-55	4-25
Punts-Yards (Avg./Net).....	6-257 (42.8/30.3)	5-201 (40.2/30.4)
Kickoffs-Yards (Avg./Net).....	5-256 (51.2/39.4)	8-487 (60.9/40.6)
Punt Returns (No.-Yds.-TD).....	1-9-0	4-75-1
Kickoff Returns (No.-Yds.-TD).....	2-37-0	3-59-0
Interceptions (No.-Yds.-TD).....	0-0-0	0-0-0
Fumble Returns (No.-Yds.-TD).....	0-0-0	0-0-0
Time of Possession.....	27:32	32:28
Third-Down Conversions.....	8-of-18	6-of-16
Fourth-Down Conversions.....	0-of-2	3-of-3
Red-Zone Scores-Chances.....	3-4	6-6
Sacks By (No.-Yds.).....	2-6	4-24
Field Goals.....	1-1	2-2
Points Off Turnovers.....	0	0

#### INDIVIDUAL STATISTICS

**RUSHING:** GT — Jordan Mason 18-106; Dontae Smith 2-32; Jerry Howard Jr. 4-16; Jamious Griffin 3-9; James Graham 12-6; Tobias Oliver 1-4.  
 Duke — Durant,M. 13-74; Jackson,D. 20-69; Harris,Q. 14-38; Pancoi,E. 2-12; Coleman,J. 4-8; Team 2-(-4).  
**PASSING:** GT — James Graham 15-35-0 206.  
 Duke — Harris,Q. 11-20-0 176.  
**RECEIVING:** GT — Tyler Davis 4-29; Adonias Sanders 3-69; Jerry Howard Jr. 2-31; Ahmarean Brown 1-40; Josh Blancato 1-19; Tobias Oliver 1-10; Dontae Smith 1-3; Dylan Leonard 1-3; Jordan Mason 1-2.  
 Duke — Calhoun,J. 4-68; Bracey,S. 2-22; Gray,N. 2-7; Harding,D. 1-41; Phillyaw-Johnson 1-26; Jackson,D. 1-12.  
**INTERCEPTIONS:** GT — None.  
 Duke — None.  
**FUMBLE RECOVERIES:** GT — None.  
 Duke — None.  
**FORCED FUMBLES:** GT — None.  
 Duke — Dimukeje; McSwain.  
**TACKLES FOR LOSS:** GT — Jordan-Swilling 1.5-6; C. Thomas 1.0-1; J. Henderson 0.5-0.  
 Duke — Dimukeje 3.0-16; Quansah 1.5-4; McSwain 1.0-8; Young 1.0-3; Frye 1.0-2; Rumph 1.0-2; Hill 1.0-0; Jordan 0.5-0.  
**SACKS:** GT — Jordan-Swilling 1.5-6; J. Henderson 0.5-0.  
 Duke — Dimukeje 3.0-16; McSwain 1.0-8.



# 2019 GEORGIA TECH FOOTBALL GAME NOTES

GAME 11 vs. NC STATE • NOV. 21, 2019



	<b>GEORGIA TECH</b>	<b>28</b>
	<b>2-5, 1-3</b>	
	<b>MIAMI (FL.)</b>	<b>21</b>
	<b>3-4, 1-3</b>	

Game 7 • Oct. 19, 2019 • Miami Gardens, Fla. • Hard Rock Stadium (54,106)

## SCORING SUMMARY

	1	2	3	4	OT	F
Georgia Tech	14	7	0	0	7	28
Miami (Fla.)	14	7	0	0	0	21

1st 12:35	GT	JaQuon Griffin 0 yd fumble recovery (Brenton King kick)	GT 7 - UM 0
6:17	UM	Perry, N. 1 yd run (Davidson, T. kick)	GT 7 - UM 7
4:04	UM	Osborn, K. 13 yd pass from Perry, N. (Davidson, T. kick)	GT 7 - UM 14
0:10	GT	Nathan Cottrell 41 yd pass from Pressley Harvin III (Brenton King kick)	GT 14 - UM 14
2nd 10:37	UM	Harris, C. 19 yd pass from Perry, N. (Davidson, T. kick)	GT 14 - UM 21
0:53	GT	Ahmarean Brown 35 yd pass from James Graham (Brenton King kick)	GT 21 - UM 21
OT 15:00	GT	Jordan Mason 1 yd run (Brenton King kick)	GT 28 - UM 21

## TEAM STATISTICS

	GT	UM
First Downs.....	18	21
Rushes-Yards.....	45-207	32-157
Passing Yards.....	138	200
Pass Comp-Att-Int.....	10-19-0	17-31-0
Total Offense.....	345	357
Fumbles-Lost.....	1-1	1-1
Penalties-Yards.....	9-82	4-25
Punts-Yards (Avg./Net).....	6-273 (45.5/30.8)	3-130 (43.3/43.3)
Kickoffs-Yards (Avg./Net).....	4-224 (56.0/36.2)	4-231 (57.8/37.0)
Punt Returns (No.-Yds.-TD).....	0-0-0	2-68-0
Kickoff Returns (No.-Yds.-TD).....	1-8-0	2-29-0
Interceptions (No.-Yds.-TD).....	0-0-0	0-0-0
Fumble Returns (No.-Yds.-TD).....	0-0-1	0-0-0
Time of Possession.....	31:58	28:02
Third-Down Conversions.....	6-of-14	5-of-13
Fourth-Down Conversions.....	2-of-2	0-of-1
Red-Zone Scores-Chances.....	0-1	3-7
Sacks By (No.-Yds.).....	3-26	3-17
Field Goals.....	0-0	0-3
Points Off Turnovers.....	7	0

## INDIVIDUAL STATISTICS

**RUSHING:** GT — Jordan Mason 20-141; James Graham 12-23; Jerry Howard Jr. 5-22; Jamious Griffin 8-21.  
UM — Harris, C. 18-136; Perry, N. 7-15; Dallas, D. 3-14; Osborn, K. 2-4; Harley, M. 1-(-1); Williams, J. 1-(-11).

**PASSING:** GT — James Graham 9-18-0 97; Pressley Harvin III 1-1-0 41.

UM — Perry, N. 16-28-0 188; Williams, J. 1-3-0 12.

**RECEIVING:** GT — Ahmarean Brown 3-41; Adonias Sanders 2-30; Tobias Oliver 2-11; Nathan Cottrell 1-41; Dylan Deveney 1-10; Jamious Griffin 1-5.

UM — Harley, M. 4-50; Osborn, K. 4-39; Harris, C. 3-31; Jordan, B. 3-21; Wiggins, D. 2-62; Pope, M. 1-(-3).

**INTERCEPTIONS:** GT — None.

UM — None.

**FUMBLE RECOVERIES:** GT — JaQ. Griffin.

UM — Quarterman.

**FORCED FUMBLE:** GT — Knight II.

UM — Quarterman.

**TACKLES FOR LOSS:** GT — Knight II 1.0-11; Domineck 1.0-11; JaQ. Griffin 1.0-4; Swilling 1.0-3; C. Thomas 1.0-1; Jackson 1.0-1.

UM — Hill 2.0-8; Quarterman 2.0-5; Pinckney 1.0-5; Bethel 1.0-5; Miller 1.0-1; Ragone 1.0-1.

**SACKS:** GT — Domineck 1.0-11; Knight II 1.0-11; JaQ. Griffin 1.0-4.

UM — Hill 1.0-7; Pinckney 1.0-5; Bethel 1.0-5.

	<b>PITTSBURGH</b>	<b>20</b>
	<b>6-3, 3-2</b>	
	<b>GEORGIA TECH</b>	<b>10</b>
	<b>2-6, 1-4</b>	

Game 8 • Nov. 2, 2019 • Atlanta, Ga. • Bobby Dodd Stadium (41,219)

## SCORING SUMMARY

	1	2	3	4	F
Pittsburgh	10	7	0	3	20
Georgia Tech	0	7	3	0	10

1st 11:14	UP	Alex Kessman 32 yd field goal	UP 3 - GT 0
06:25	UP	Vincent Davis 61 yd run (Alex Kessman kick)	UP 10 - GT 0
2nd 13:24	GT	Ahmarean Brown 51 yd pass from James Graham (Brenton King kick)	UP 10 - GT 7
09:34	UP	Shocky Jacques-Louis 21 yd pass from Kenny Pickett (Alex Kessman kick)	UP 17 - GT 7
3rd 09:46	GT	Brenton King 30 yd field goal	UP 17 - GT 10
4th 14:54	UP	Alex Kessman 49 yd field goal	UP 20 - GT 10

## TEAM STATISTICS

	UP	GT
First Downs.....	18	10
Rushes-Yards.....	36-158	29-86
Passing Yards.....	204	108
Pass Comp-Att-Int.....	25-34-2	8-21-1
Total Offense.....	362	194
Fumbles-Lost.....	2-1	1-1
Penalties-Yards.....	6-50	4-38
Punts-Yards (Avg./Net).....	4-120 (30.0/20/8)	8-371 (46.4/36.8)
Kickoffs-Yards (Avg./Net).....	5-308 (61.6/40.8)	3-161 (53.7/46.3)
Punt Returns (No.-Yds.-TD).....	5-57-0	2-17-0
Kickoff Returns (No.-Yds.-TD).....	2-22-0	3-54-0
Interceptions (No.-Yds.-TD).....	1-21-0	2-0-0
Fumble Returns (No.-Yds.-TD).....	1-79-0	0-0-0
Time of Possession.....	35:17	24:43
Third-Down Conversions.....	7-of-16	2-of-13
Fourth-Down Conversions.....	0-of-0	0-of-0
Red-Zone Scores-Chances.....	1-2	0-0
Sacks By (No.-Yds.).....	2-8	1-7
Field Goals.....	2-3	1-2
Points Off Turnovers.....	3	7

## INDIVIDUAL STATISTICS

**RUSHING:** GT — Jordan Mason 15-56; James Graham 8-30; Lucas Johnson 5-1; Jerry Howard Jr. 1-(-1).

Pitt — A.J. Davis 16-75; Vincent Davis 6-67; V'Lique Carter 4-14; Kenny Pickett 6-8; Maurice Ffrench 1-0;

Shocky Jacques-Louis 1-(-1); TEAM 1-(-1); Aaron Mathews 1-(-4).

**PASSING:** GT — James Graham 3-13-1 57; Lucas Johnson 5-8-0 51.

Pitt — Kenny Pickett 25-34-2 204.

**RECEIVING:** GT — Ahmarean Brown 4-61; Adonias Sanders 1-15; Nathan Cottrell 1-14; Tyler Davis 1-10; Tobias Oliver 1-8.

Pitt — Maurice Ffrench 11-71; Taysir Mack 5-47; Shocky Jacques-Louis 3-38; V'Lique Carter 3-19; N. Griffin-Stewart 2-21; Will Gragg 1-8.

**INTERCEPTIONS:** GT — J. Thomas; Carpenter.

Pitt — Ford.

**FUMBLE RECOVERIES:** GT — Dingle.

Pitt — Bright.

**FORCED FUMBLE:** GT — Curry.

Pitt — K. Johnson.

**TACKLES FOR LOSS:** GT — J. Thomas 2.0-6; Owens 1.0-7; Swilling 1.0-4.

Pitt — Morgan 1.0-5; Alexandre 1.0-3; Pine 1.0-3; K. Johnson 1.0-2; Brightwell 1.0-2; Watts 1.0-1.

**SACKS:** GT — Owens 1.0-7..

UNC — Morgan 1.0-5; K. Johnson 1.0-3.

	<b>GEORGIA TECH</b>	<b>28</b>
	2-7, 1-5	
	<b>VIRGINIA</b>	<b>33</b>
	7-3, 5-2	

Game 9 • Nov. 9, 2019 • Charlottesville, Va. • Scott Stadium (44,596)

### SCORING SUMMARY

	1	2	3	4	F
Georgia Tech	14	7	0	7	28
Virginia	14	10	0	9	33

1st	13:19	GT	Ahmarean Brown 59 yd pass from James Graham (Wesley Wells kick)	GT 7 - UVA 0
	08:39	VA	Taulapapa, W 2 yd run (Delaney, B kick)	GT 7 - UVA 7
	05:09	GT	James Graham 5 yd run (Wesley Wells kick)	GT 14 - UVA 7
	01:50	VA	Reed, J 9 yd pass from Perkins, B (Delaney, B kick)	GT 14 - UVA 14
2nd	10:36	VA	Delaney, B 24 yd field goal	GT 14 - UVA 17
	00:44	GT	Malachi Carter 25 yd pass from James Graham (Wesley Wells kick)	GT 21 - UVA 17
	00:11	VA	Perkins, B 3 yd run (Delaney, B kick)	GT 21 - UVA 24
4th	13:32	VA	Delaney, B 34 yd field goal	GT 21 - UVA 27
	10:57	VA	Taulapapa, W 3 yd run (Perkins, B pass failed)	GT 21 - UVA 33
	05:30	GT	Jordan Mason 8 yd run (Wesley Wells kick)	GT 28 - UVA 33

### TEAM STATISTICS

	GT	UVA
First Downs.....	19.....	25
Rushes-Yards.....	32-143.....	37-155
Passing Yards.....	229.....	258
Pass Comp-Att-Int.....	15-22-1.....	24-35-0
Total Offense.....	372.....	413
Fumbles-Lost.....	0-0.....	0-0
Penalties-Yards.....	6-51.....	6-49
Punts-Yards (Avg./Net).....	4-151 (37.8/35.5).....	3-118 (39.3/39.3)
Kickoffs-Yards (Avg./Net).....	5-287 (57.4/31.6).....	7-440 (62.9/39.0)
Punt Returns (No.-Yds.-TD).....	0-0-0.....	3-9-0
Kickoff Returns (No.-Yds.-TD).....	1-17-0.....	5-129-0
Interceptions (No.-Yds.-TD).....	0-0-0.....	0-0-0
Fumble Returns (No.-Yds.-TD).....	0-0-0.....	0-0-0
Time of Possession.....	24:46.....	35:14
Third-Down Conversions.....	3-of-9.....	9-of-16
Fourth-Down Conversions.....	1-of-1.....	0-of-1
Red-Zone Scores-Chances.....	2-3.....	6-6
Sacks By (No.-Yds.).....	2-10.....	0-0
Field Goals.....	0-1.....	2-2
Points Off Turnovers.....	0.....	7

### INDIVIDUAL STATISTICS

**RUSHING:** GT — Jordan Mason 19-94; James Graham 8-42; Jamious Griffin 3-7; Jerry Howard Jr. 1-2; Team 1-(-2).  
UVA — Perkins, B 21-106; Taulapapa, W 10-37; Kier, PK 2-6; Reed, J 2-5; Atkins, L 1-3; TEAM 1-(-2).  
**PASSING:** GT — James Graham 15-22-1 229  
UVA — Perkins, B 24-35-0 258.  
**RECEIVING:** GT — Adonias Sanders 5-21; Tobias Oliver 4-57; Tyler Davis 3-54; Ahmarean Brown 1-59; Malachi Carter 1-25; Dylan Deveney 1-13.  
UVA — Jana, T 9-108; Reed, J 5-27; Kemp, B 4-51; Kelly, T 2-46; Cowley, T 2-23; Taulapapa, W 2-3.  
**INTERCEPTIONS:** GT — None.  
UVA — Blount.  
**FUMBLE RECOVERIES:** GT — None.  
UVA — None.  
**FORCED FUMBLES:** GT — None.  
UVA — None.  
**TACKLES FOR LOSS:** GT — Curry 2.0-6; JaQ. Griffin 1.0-5; Campbell 1.0-2; Dawson 1.0-2.  
UVA — Taylor 1.0-6; Hanback 1.0-3.  
**SACKS:** GT — Curry 1.0-5; JaQ. Griffin 1.0-5.  
UVA — None.

	<b>VIRGINIA TECH</b>	<b>45</b>
	7-3, 4-2	
	<b>GEORGIA TECH</b>	<b>0</b>
	2-8, 1-6	

Game 10 • Nov. 16, 2019 • Atlanta, Ga. • Bobby Dodd Stadium (43,263)

### SCORING SUMMARY

	1	2	3	4	F
Virginia Tech	14	17	14	0	45
Georgia Tech	0	0	0	0	0

1st	07:53	VT	Hooker, H 3 yd run (Johnson, B kick)	VT 7 - GT 0
	02:49	VT	King, K 2 yd run (Johnson, B kick)	VT 14 - GT 0
2nd	12:09	VT	Hooker, H 5 yd run (Johnson, B kick)	VT 21 - GT 0
	05:52	VT	Farley, C 17 yd interception return (Johnson, B kick)	VT 28 - GT 0
	01:16	VT	Johnson, B 22 yd field goal	VT 31 - GT 0
3rd	10:14	VT	Mitchell, J 7 yd pass from Hooker, H (Johnson, B kick)	VT 38 - GT 0
	02:06	VT	Patterson II, Q 2 yd run (Johnson, B kick)	VT 45 - GT 0

### TEAM STATISTICS

	VT	GT
First Downs.....	18.....	8
Rushes-Yards.....	45-238.....	31-53
Passing Yards.....	223.....	81
Pass Comp-Att-Int.....	11-16-0.....	11-25-2
Total Offense.....	461.....	134
Fumbles-Lost.....	0-0.....	2-0
Penalties-Yards.....	2-30.....	6-40
Punts-Yards (Avg./Net).....	4-182 (45.5/36.0).....	9-434 (48.2/44.4)
Kickoffs-Yards (Avg./Net).....	8-517 (64.6/43.8).....	0-0 (0.0/0.0)
Punt Returns (No.-Yds.-TD).....	3-34-0.....	1-18-0
Kickoff Returns (No.-Yds.-TD).....	0-0-0.....	5-92-0
Interceptions (No.-Yds.-TD).....	2-23-1.....	0-0-0
Fumble Returns (No.-Yds.-TD).....	0-0-0.....	0-0-0
Time of Possession.....	31:39.....	28:21
Third-Down Conversions.....	3-of-10.....	2-of-15
Fourth-Down Conversions.....	1-of-2.....	1-of-3
Red-Zone Scores-Chances.....	6-7.....	0-0
Sacks By (No.-Yds.).....	4-35.....	1-9
Field Goals.....	1-1.....	0-0
Points Off Turnovers.....	14.....	0

### INDIVIDUAL STATISTICS

**RUSHING:** GT — Christian Malloy 4-21; Jamious Griffin 2-21; Jordan Yates 10-16; Jordan Mason 5-5; James Graham 8-2; Jerry Howard Jr. 1-0; Team 1-(-12).  
VT — Robinson, T 1-49; Steward, C 6-40; Patterson II, Q 9-40; Turner, T 1-39; McCleese, D 11-34; King, K 7-29; Hooker, H 7-10; Grimsley, H 1-3; Team 2-(-6).  
**PASSING:** GT — James Graham 7-14-2 43; Jordan Yates 4-11-0 38.  
VT — Hooker, H 9-13-0-159; Patterson II, Q 2-2-0 64; Robinson, T 0-1-0 0.  
**RECEIVING:** GT — Adonias Sanders 2-22; Tyler Davis 2-17; Dylan Deveney 2-14; Malachi Carter 1-17; Jerry Howard Jr. 1-5; Peje Harris 1-4; Ahmarean Brown 1-4; Tobias Oliver 1-(-2).  
VT — Mitchell, J 4-90; King, K 2-82; Turner, T 2-46; Keene, D 1-4; McCleese, D 1-1; Grimsley, H 1-0.  
**INTERCEPTIONS:** GT — None.  
VT — Hollifield; Farley.  
**FUMBLE RECOVERIES:** GT — None.  
VT — None.  
**FORCED FUMBLES:** GT — None.  
VT — None.  
**TACKLES FOR LOSS:** GT — Domineck 1.0-6; Ryans 1.0-2; Yondjouen 1.0-2; JaQ. Griffin 0.5-4; Curry 0.5-1.  
VT — Tisdale 2.0-13; Conner 2.0-9; Crawford 1.5-20; Deablo 1.0-12; Hollifield 1.0-7; Hewitt 0.5-2.  
**SACKS:** GT — Domineck 0.5-5; JaQ. Griffin 0.5-4.  
VT — Tisdale 2.0-13; Hollifield 1.5-20; Hewitt 0.5-2.

2019 Georgia Tech Football  
Georgia Tech Game Results (as of Nov 16, 2019)  
All games

Date	Opponent		Score	Overall	Conference	Time	Attend
* Aug 29, 2019	at Clemson	L	14-52	0-1	0-1	3:16	79118
Sep 07, 2019	SOUTH FLORIDA	W	14-10	1-1	0-1	3:06	46599
Sep 14, 2019	THE CITADEL	Lo	24-27	1-2	0-1	3:24	42871
Sep 28, 2019	at Temple	L	2-24	1-3	0-1	3:20	31094
* Oct 05, 2019	NORTH CAROLINA	L	22-38	1-4	0-2	3:17	45044
* Oct 12, 2019	at Duke	L	23-41	1-5	0-3	3:19	21741
* Oct 19, 2019	at Miami (FL)	Wo	28-21	2-5	1-3	3:40	54106
* Nov 02, 2019	PITTSBURGH	L	10-20	2-6	1-4	3:07	41219
* Nov 09, 2019	at Virginia	L	28-33	2-7	1-5	3:12	44596
* Nov 16, 2019	VIRGINIA TECH	L	0-45	2-8	1-6	2:55	43263

2019 Georgia Tech Football  
Georgia Tech Overall Team Statistics (as of Nov 16, 2019)  
All games

Team Statistics	GT	OPP
SCORING	165	311
Points Per Game	16.5	31.1
Points Off Turnovers	14	66
FIRST DOWNS	155	218
Rushing	81	113
Passing	56	87
Penalty	18	18
RUSHING YARDAGE	1464	2134
Yards gained rushing	1764	2312
Yards lost rushing	300	178
Rushing Attempts	368	450
Average Per Rush	4.0	4.7
Average Per Game	146.4	213.4
TDs Rushing	11	23
PASSING YARDAGE	1438	1984
Comp-Att-Int	112-233-10	165-268-7
Average Per Pass	6.2	7.4
Average Per Catch	12.8	12.0
Average Per Game	143.8	198.4
TDs Passing	10	13
TOTAL OFFENSE	2902	4118
Total Plays	601	718
Average Per Play	4.8	5.7
Average Per Game	290.2	411.8
KICK RETURNS: #-Yards	29-599	20-405
PUNT RETURNS: #-Yards	15-83	26-296
INT RETURNS: #-Yards	7-65	10-171
KICK RETURN AVERAGE	20.7	20.2
PUNT RETURN AVERAGE	5.5	11.4
INT RETURN AVERAGE	9.3	17.1
FUMBLES-LOST	14-7	14-5
PENALTIES-Yards	50-439	58-503
Average Per Game	43.9	50.3
PUNTS-Yards	64-2794	40-1652
Average Per Punt	43.7	41.3
Net punt average	37.5	36.7
KICKOFFS-Yards	31-1682	62-3863
Average Per Kick	54.3	62.3
Net kick average	38.8	40.1
TIME OF POSSESSION/Game	26:32	33:28
3RD-DOWN Conversions	40/133	66/149
3rd-Down Pct	30%	44%
4TH-DOWN Conversions	6/15	11/16
4th-Down Pct	40%	69%
SACKS BY-Yards	16-97	27-170
MISC YARDS	0	0
TOUCHDOWNS SCORED	22	39
FIELD GOALS-ATTEMPTS	3-7	13-19
ON-SIDE KICKS	0-2	0-0
RED-ZONE SCORES	(12-21) 57%	(38-50) 76%
RED-ZONE TOUCHDOWNS	(10-21) 48%	(28-50) 56%
PAT-ATTEMPTS	(18-19) 95%	(38-38) 100%
ATTENDANCE	218996	230655
Games/Avg Per Game	5/43799	5/46131
Neutral Site Games		0/0

Score by Quarters	1st	2nd	3rd	4th	OT	Total
Georgia Tech	35	48	30	45	7	165
Opponents	89	118	48	53	3	311



2019 Georgia Tech Football  
Georgia Tech Overall Individual Statistics (as of Nov 16, 2019)  
All games

Rushing	gp-gs	att	gain	loss	net	avg	td	lg	avg/g
Jordan Mason	10-10	134	765	44	721	5.4	7	43	72.1
Tobias Oliver	10-2	55	320	41	279	5.1	2	39	27.9
James Graham	9-6	75	282	116	166	2.2	2	15	18.4
Jerry Howard Jr.	10-1	23	104	2	102	4.4	0	20	10.2
Jamious Griffin	7-0	25	88	10	78	3.1	0	13	11.1
Dontae Smith	7-0	10	68	3	65	6.5	0	25	9.3
Lucas Johnson	5-2	22	74	31	43	2.0	0	13	8.6
Christian Malloy	2-0	4	28	7	21	5.2	0	17	10.5
Jordan Yates	2-0	10	33	17	16	1.6	0	13	8.0
Ahmarean Brown	10-9	1	2	0	2	2.0	0	2	0.2
Nathan Cottrell	10-1	1	0	3	-3	-3.0	0	0	-0.3
TEAM	7-0	8	0	26	-26	-3.2	0	0	-3.7
Total	10	368	1764	300	1464	4.0	11	43	146.4
Opponents	10	450	2312	178	2134	4.7	23	90	213.4

Passing	gp-gs	effic	comp	att	in	pct	yds	td	lg	avg/g
James Graham	9-6	108.22	75	158	7	47.5	995	8	59	110.6
Lucas Johnson	5-2	102.72	21	37	1	56.8	187	1	33	37.4
Tobias Oliver	10-2	84.11	11	26	2	42.3	177	0	54	17.7
Jordan Yates	2-0	65.38	4	11	0	36.4	38	0	17	19.0
Pressley Harvin III	10-0	774.40	1	1	0	100.	41	1	41	4.1
Total	10	105.49	112	233	10	48.1	1438	10	59	143.8
Opponents	10	134.54	165	268	7	61.6	1984	13	64	198.4

Receiving	gp-gs	no.	yds	avg	td	lg	avg/g
Adonisas Sanders	10-5	19	249	13.1	0	39	24.9
Ahmarean Brown	10-9	18	365	20.3	5	59	36.5
Tyler Davis	10-9	14	131	9.4	0	38	13.1
Malachi Carter	10-9	13	143	11.0	2	28	14.3
Tobias Oliver	10-2	10	93	9.3	0	37	9.3
Jordan Mason	10-10	8	45	5.6	0	11	4.5
Jalen Camp	5-4	7	134	19.1	1	33	26.8
Jerry Howard Jr.	10-1	6	92	15.3	1	54	9.2
Dylan Deveney	10-1	6	48	8.0	0	13	4.8
Nathan Cottrell	10-1	2	55	27.5	1	41	5.5
Josh Blancato	8-0	2	53	26.5	0	34	6.6
Dontae Smith	7-0	2	13	6.5	0	10	1.9
Dylan Leonard	10-0	2	6	3.0	0	3	0.6
Jamious Griffin	7-0	1	5	5.0	0	5	0.7
Peje Harris	8-1	1	4	4.0	0	4	0.5
Jair Hawkins-Ander	2-0	1	2	2.0	0	2	1.0
Total	10	112	1438	12.8	10	59	143.8
Opponents	10	165	1984	12.0	13	64	198.4

Punt Returns	no.	yds	avg	td	lg
Ahmarean Brown	9	41	4.6	0	23
Josh Blancato	3	16	5.3	0	8
Jerry Howard Jr.	2	26	13.0	0	0
Juanyeh Thomas	1	0	0.0	0	0
Total	15	83	5.5	0	23
Opponents	26	296	11.4	1	52

Interceptions	no.	yds	avg	td	lg
Kaleb Oliver	2	-2	-1.0	0	0
Juanyeh Thomas	1	0	0.0	0	0
David Curry	1	8	8.0	0	8
Tariq Carpenter	1	0	0.0	0	0
Antwan Owens	1	18	18.0	0	18
Tre Swilling	1	41	41.0	0	41
Total	7	65	9.3	0	41
Opponents	10	171	17.1	1	65

Kick Returns	no.	yds	avg	td	lg
Tobias Oliver	13	288	22.2	0	52
Dontae Smith	6	138	23.0	0	31
Juanyeh Thomas	4	75	18.8	0	28
Ahmarean Brown	2	26	13.0	0	16
Nathan Cottrell	2	47	23.5	0	34
Dylan Leonard	1	8	8.0	0	8
Jerry Howard Jr.	1	17	17.0	0	17
Total	29	599	20.7	0	52
Opponents	20	405	20.2	0	40

Fumble Returns	no.	yds	avg	td	lg
T.K. Chimedza	1	2	2.0	0	2
JaQuon Griffin	0	0	0.0	1	0
Total	1	2	2.0	1	2
Opponents	2	153	76.5	1	79

2019 Georgia Tech Football  
Georgia Tech Overall Individual Statistics (as of Nov 16, 2019)  
All games

Scoring	td	fg	PAT				dx	saf	pts
			kick	rush	rcv	pass			
Jordan Mason	7	-	-	-	-	-	-	-	42
Ahmarean Brown	5	-	-	-	-	-	-	-	30
Brenton King	-	3-6	12-12	-	-	-	-	-	21
Tobias Oliver	2	-	-	-	-	-	-	-	12
Malachi Carter	2	-	-	-	-	-	-	-	12
James Graham	2	-	-	-	-	1-1	-	-	12
Jalen Camp	1	-	-	-	1	-	-	-	8
Wesley Wells	-	0-1	6-7	-	-	-	-	-	6
Jerry Howard Jr.	1	-	-	-	-	-	-	-	6
Nathan Cottrell	1	-	-	-	-	-	-	-	6
JaQuon Griffin	1	-	-	-	-	-	-	-	6
Charlie Thomas	-	-	-	-	-	-	-	1	2
Tyler Davis	-	-	-	-	1	-	-	-	2
Jordan Yates	-	-	-	-	-	0-1	-	-	0
Lucas Johnson	-	-	-	-	-	1-1	-	-	0
Total	22	3-7	18-19	-	2	2-3	-	1	165
Opponents	39	13-19	38-38	-	-	0-1	-	-	311

Total Offense	g	plays	rush	pass	total	avg/g
James Graham	9	233	166	995	1161	129.0
Jordan Mason	10	134	721	0	721	72.1
Tobias Oliver	10	81	279	177	456	45.6
Lucas Johnson	5	59	43	187	230	46.0
Jerry Howard Jr.	10	23	102	0	102	10.2
Jamious Griffin	7	25	78	0	78	11.1
Dontae Smith	7	10	65	0	65	9.3
Jordan Yates	2	21	16	38	54	27.0
Pressley Harvin III	10	1	0	41	41	4.1
Christian Malloy	2	4	21	0	21	10.5
Ahmarean Brown	10	1	2	0	2	0.2
Nathan Cottrell	10	1	-3	0	-3	-0.3
TEAM	7	8	-26	0	-26	-3.7
Total	10	601	1464	1438	2902	290.2
Opponents	10	718	2134	1984	4118	411.8

Field Goals	fg	pct.	01-19	20-29	30-39	40-49	50-99	lg	blk
Brenton King	3-6	50.0	0-0	0-0	2-3	1-2	0-1	42	0
Wesley Wells	0-1	0.0	0-0	0-0	0-1	0-0	0-0	0	0

FG Sequence	Georgia Tech	Opponents
Clemson	-	(51)
South Florida	51	(27)
The Citadel	(34),46	50,(47),(37)
Temple	-	(34)
North Carolina	-	(32),39
Duke	(42)	(33),(36)
Miami (FL)	-	34,27,25
Pittsburgh	34,(30)	(32),(49),44
Virginia	30	(24),(34)
Virginia Tech	-	(22)

Punting	no.	yds	avg	lg	tb	fc	i20	50+	blk
Pressley Harvin III	63	279	44.3	58	5	16	16	20	1
TEAM	1	0	0.0	0	0	0	0	0	0
Total	64	279	43.7	58	5	16	16	20	1
Opponents	40	165	41.3	67	5	4	16	12	2

Kickoffs	no.	yds	avg	tb	ob	retn	net yd	ln
Brenton King	17	926	54.5	1	1			
Wesley Wells	14	756	54.0	2	2			
Total	31	1682	54.3	3	3	20	238.8	26
Opponents	62	3866	62.3	31	0	20	740.1	24

Numbers in (parentheses) indicate field goal was made.

2019 Georgia Tech Football  
Georgia Tech Overall Individual Statistics (as of Nov 16, 2019)  
All games

All Purpose	g	rush	rcv	pr	kr	ir	total	avg/g
Jordan Maso	10	721	45	0	0	0	766	76.6
Tobias Oliver	10	279	93	0	288	0	660	66.0
Ahmarean Br	10	2	365	41	26	0	434	43.4
Adonidas San	10	0	249	0	0	0	249	24.9
Jerry Howard	10	102	92	26	17	0	237	23.7
Dontae Smith	7	65	13	0	138	0	216	30.9
James Graha	9	166	0	0	0	0	166	18.4
Malachi Cart	10	0	143	0	0	0	143	14.3
Jalen Camp	5	0	134	0	0	0	134	26.8
Tyler Davis	10	0	131	0	0	0	131	13.1
Nathan Cottr	10	-3	55	0	47	0	99	9.9
Jamious Griff	7	78	5	0	0	0	83	11.9
Juanyeh Tho	10	0	0	0	75	0	75	7.5
Josh Blancat	8	0	53	16	0	0	69	8.6
Dylan Deven	10	0	48	0	0	0	48	4.8
Lucas Johnso	5	43	0	0	0	0	43	8.6
Tre Swilling	10	0	0	0	0	41	41	4.1
Christian Mall	2	21	0	0	0	0	21	10.5
Antwan Owe	8	0	0	0	0	18	18	2.2
Jordan Yates	2	16	0	0	0	0	16	8.0
Dylan Leonar	10	0	6	0	8	0	14	1.4
David Curry	10	0	0	0	0	8	8	0.8
Peje Harris	8	0	4	0	0	0	4	0.5
Jair Hawkins-	2	0	2	0	0	0	2	1.0
Kaleb Oliver	9	0	0	0	0	-2	-2	-0.2
TEAM	7	-26	0	0	0	0	-26	-3.7
Total	10	1464	1438	83	599	65	3649	364.9
Opponents	10	2134	1984	296	405	171	4990	499.0

2019 Georgia Tech Football  
Georgia Tech Overall Defensive Statistics (as of Nov 16, 2019)  
All games

#	Defensive Leaders	gp-gs	Tackles				Sacks no-yds	Pass defense			Fumbles		blkd	
			ua	a	tot	tfl/yds		int-yds	brup	qbh	rcv-yds	ff	kick	saf
90	David Curry	10-10	41	40	81	4.0-11	2.0-9	1-8	1	1	1-0	1	.	.
25	Charlie Thomas	10-5	39	18	57	9.0-32	2.0-12	.	1	.	.	2	.	1
2	Tariq Carpenter	10-9	43	13	56	2.0-4	.	1-0	5	.	.	1	.	.
1	Juanyeh Thomas	10-9	37	13	50	2.0-6	.	1-0	2	.	.	1	.	.
44	Quez Jackson	10-3	21	20	41	4.0-4	.	.	1	1	.	.	.	.
10	Christian Campbell	10-5	23	13	36	2.0-6	.	.	2	.	.	.	.	.
2K	Kaleb Oliver	9-5	21	14	35	1.0-1	.	2--2	3	.	.	1	.	.
93	T.K. Chimedza	10-7	13	15	28	1.5-11	1.5-11	.	.	.	1-2	.	.	.
12	Bruce Jordan-Swillin	7-2	14	13	27	3.0-9	1.5-6	.	.	.	.	.	.	.
91	Kelton Dawson	10-7	15	11	26	3.0-12	1.0-7	.	.	2	.	1	.	.
86	Djimon Brooks	10-3	9	14	23	.	.	.	.	.	.	.	.	.
2D	Zamari Walton	10-9	17	5	22	.	.	.	3	.	.	.	.	.
89	Antwan Owens	8-7	10	11	21	2.5-9	1.0-7	1-18	1	1	.	.	1	.
38	Ajani Kerr	5-1	15	3	18	.	.	.	.	.	.	.	.	.
3	Tre Swilling	10-10	14	4	18	2.0-7	.	1-41	9	1	.	.	.	.
1X	Chico Bennett Jr	7-0	12	5	17	0.5-4	0.5-4	.	.	1	.	.	.	.
17	Demetrius Knight II	10-0	9	8	17	2.0-14	1.0-11	.	2	.	.	1	.	.
42	Jordan Domineck	5-1	7	8	15	2.0-17	1.5-16	.	.	2	.	.	.	.
97	Brentavious Glanton	10-5	7	7	14	2.5-2	1.0-1	.	.	.	.	.	.	.
41	Jaquan Henderson	9-2	7	6	13	2.5-3	0.5-0	.	1	1	.	.	.	.
3Y	Sylvain Yondjouen	9-1	6	7	13	1.0-1	.	.	.	.	.	.	.	.
92	JaQuon Griffin	9-0	6	7	13	2.5-13	2.5-13	.	.	1	1-0	.	.	.
16	Myles Sims	9-0	10	1	11	.	.	.	2	.	.	.	.	.
13	Avery Showell	9-1	8	2	10	.	.	.	.	.	.	.	.	.
31	Nathan Cottrell	10-1	5	3	8	.	.	.	.	.	.	.	.	.
96	Chris Martin	8-6	4	4	8	.	.	.	.	3	.	.	.	.
14	Jaylon King	10-0	4	3	7	.	.	.	.	.	.	.	.	.
98	Ryans, C.	5-1	5	1	6	1.0-2	.	.	.	.	.	.	.	.
33	Jaytlin Askew	10-0	4	1	5	.	.	.	.	.	.	.	.	.
52	Justice Dingle	9-1	4	1	5	.	.	.	.	.	2-0	.	.	.
5	Jerry Howard Jr.	10-1	1	4	5	.	.	.	.	.	.	.	2	.
34	Kenan Johnson	3-0	4	.	4	1.0-1	.	.	.	.	.	.	.	.
39	Wesley Walker	2-0	1	1	2	.	.	.	.	.	.	.	.	.
15	Malachi Carter	10-9	2	.	2	.	.	.	.	.	.	.	.	.
2B	Jordan Mason	10-10	2	.	2	.	.	.	.	.	.	.	.	.
22	Jamious Griffin	7-0	1	.	1	.	.	.	.	.	.	.	.	.
8	Tobias Oliver	10-2	1	.	1	.	.	.	.	.	.	.	.	.
37	Brenton King	9-0	1	.	1	.	.	.	.	.	.	.	.	.
3K	Wesley Wells	7-0	.	1	1	.	.	.	.	.	.	.	.	.
1S	Adonicas Sanders	10-5	1	.	1	.	.	.	.	.	.	.	.	.
28	Dontae Smith	7-0	.	1	1	.	.	.	.	.	.	.	.	.
43	Tyler Cooksey	10-0	1	.	1	.	.	.	.	.	.	.	.	.
94	Mike Lockhart	3-0	1	.	1	.	.	.	.	.	.	.	.	.
11	Devin Smith	4-0	1	.	1	.	.	.	.	.	.	.	.	.
9	Tyler Davis	10-9	1	.	1	.	.	.	.	.	.	.	.	.
5S	Cade Long	10-0	1	.	1	.	.	.	.	.	.	.	.	.
Total		10	449	278	727	51-169	16-97	7-65	33	14	5-2	8	3	1
Opponents		10	358	232	590	73-291	27-170	10-171	25	23	7-153	9	1	.



2019 Georgia Tech Football  
Georgia Tech Individual Season/Career Statistics (as of Nov 16, 2019)  
All games

SEASON										CAREER									
Rushing	gp	att	gain	loss	net	avg	td	lg	avg/g	gp	att	gain	loss	net	avg	td	lg	avg/g	
Jordan Mason	10	134	765	44	721	5.4	7	43	72.1	23	242	1425	45	1380	5.7	14	46	60.0	
Tobias Oliver	10	55	320	41	279	5.1	2	39	27.9	22	207	1249	94	1155	5.6	14	65	52.5	
James Graham	9	75	282	116	166	2.2	2	15	18.4	12	80	312	119	193	2.4	2	15	16.1	
Jerry Howard Jr.	10	23	104	2	102	4.4	0	20	10.2	32	153	854	13	841	5.5	7	65	26.3	
Jamious Griffin	7	25	88	10	78	3.1	0	13	11.1	7	25	88	10	78	3.1	0	13	11.1	
Dontae Smith	7	10	68	3	65	6.5	0	25	9.3	7	10	68	3	65	6.5	0	25	9.3	
Lucas Johnson	5	22	74	31	43	2.0	0	13	8.6	14	23	75	31	44	1.9	0	13	3.1	
Christian Malloy	2	4	28	7	21	5.2	0	17	10.5	3	8	55	7	48	6.0	0	17	16.0	
Jordan Yates	2	10	33	17	16	1.6	0	13	8.0	2	10	33	17	16	1.6	0	13	8.0	
Ahmarean Brown	10	1	2	0	2	2.0	0	2	0.2	10	1	2	0	2	2.0	0	2	0.2	
Nathan Cottrell	10	1	0	3	-3	-3.0	0	0	-0.3	45	81	650	14	636	7.9	4	69	14.1	
TEAM	7	8	0	26	-26	-3.2	0	0	-3.7										
Total	10	368	1764	300	1464	4.0	11	43	146.4										
Opponents	10	450	2312	178	2134	4.7	23	90	213.4										

Passing	gp	effic	comp	att	int	pct	yds	td	lg	avg/g	gp	effic	comp	att	int	pct	yds	td	lg	avg/g
James Graham	9	108.22	75	158	7	47.5	995	8	59	110.6	12	109.33	76	159	7	47.8	1017	8	59	84.8
Lucas Johnson	5	102.72	21	37	1	56.8	187	1	33	37.4	14	102.72	21	37	1	56.8	187	1	33	13.4
Tobias Oliver	10	84.11	11	26	2	42.3	177	0	54	17.7	22	117.85	18	42	2	42.9	344	2	86	15.6
Jordan Yates	2	65.38	4	11	0	36.4	38	0	17	19.0	2	65.38	4	11	0	36.4	38	0	17	19.0
Pressley Harvin III	10	774.40	1	1	0	100.	41	1	41	4.1	33	387.20	1	2	0	50.0	41	1	41	1.2
Total	10	105.49	112	233	10	48.1	1438	10	59	143.8										
Opponents	10	134.54	165	268	7	61.6	1984	13	64	198.4										

Receiving	gp	no.	yds	avg	td	lg	avg/g	gp	no.	yds	avg	td	lg	avg/g
Adonikas Sanders	10	19	249	13.1	0	39	24.9	12	19	249	13.1	0	39	20.8
Ahmarean Brown	10	18	365	20.3	5	59	36.5	10	18	365	20.3	5	59	36.5
Tyler Davis	10	14	131	9.4	0	38	13.1	10	14	131	9.4	0	38	13.1
Malachi Carter	10	13	143	11.0	2	28	14.3	23	16	199	12.4	3	32	8.7
Tobias Oliver	10	10	93	9.3	0	37	9.3	22	10	93	9.3	0	37	4.2
Jordan Mason	10	8	45	5.6	0	11	4.5	23	9	47	5.2	0	11	2.0
Jalen Camp	5	7	134	19.1	1	33	26.8	39	19	369	19.4	1	49	9.5
Jerry Howard Jr.	10	6	92	15.3	1	54	9.2	32	11	157	14.3	1	54	4.9
Dylan Deveney	10	6	48	8.0	0	13	4.8	10	6	48	8.0	0	13	4.8
Nathan Cottrell	10	2	55	27.5	1	41	5.5	45	5	67	13.4	1	41	1.5
Josh Blancato	8	2	53	26.5	0	34	6.6	9	2	53	26.5	0	34	5.9
Dontae Smith	7	2	13	6.5	0	10	1.9	7	2	13	6.5	0	10	1.9
Dylan Leonard	10	2	6	3.0	0	3	0.6	10	2	6	3.0	0	3	0.6
Jamious Griffin	7	1	5	5.0	0	5	0.7	7	1	5	5.0	0	5	0.7
Peje Harris	8	1	4	4.0	0	4	0.5	8	1	4	4.0	0	4	0.5
Jair Hawkins-Ander	2	1	2	2.0	0	2	1.0	8	1	2	2.0	0	2	0.2
Total	10	112	1438	12.8	10	59	143.8							
Opponents	10	165	1984	12.0	13	64	198.4							

Total Offense	g	plays	rush	pass	total	avg/g	g	plays	rush	pass	total	avg/g
James Graham	9	233	166	995	1161	129.0	12	239	193	1017	1210	100.8
Jordan Mason	10	134	721	0	721	72.1	23	242	1380	0	1380	60.0
Tobias Oliver	10	81	279	177	456	45.6	22	249	1155	344	1499	68.1
Lucas Johnson	5	59	43	187	230	46.0	14	60	44	187	231	16.5
Jerry Howard Jr.	10	23	102	0	102	10.2	32	153	841	0	841	26.3
Jamious Griffin	7	25	78	0	78	11.1	7	25	78	0	78	11.1
Dontae Smith	7	10	65	0	65	9.3	7	10	65	0	65	9.3
Jordan Yates	2	21	16	38	54	27.0	2	21	16	38	54	27.0
Pressley Harvin III	10	1	0	41	41	4.1	33	3	-13	41	28	0.8
Christian Malloy	2	4	21	0	21	10.5	3	8	48	0	48	16.0
Ahmarean Brown	10	1	2	0	2	0.2	10	1	2	0	2	0.2
Nathan Cottrell	10	1	-3	0	-3	-0.3	45	81	636	0	636	14.1
TEAM	7	8	-26	0	-26	-3.7						
Total	10	601	1464	1438	2902	290.2						
Opponents	10	718	2134	1984	4118	411.8						

2019 Georgia Tech Football  
Georgia Tech Individual Season/Career Statistics (as of Nov 16, 2019)  
All games

SEASON									CAREER									
Scoring	td	fg	PAT				dxp	saf	pts	td	fg	PAT				dxp	saf	pts
			kick	rush	rcv	pass						kick	rush	rcv	pass			
Jordan Mason	7	-	-	-	-	-	-	-	42	14	-	-	-	-	-	-	-	84
Ahmarean Brown	5	-	-	-	-	-	-	-	30	5	-	-	-	-	-	-	-	30
Brenton King	-	3-6	12-12	-	-	-	-	-	21	-	9-16	37-39	-	-	-	-	-	64
Tobias Oliver	2	-	-	-	-	-	-	-	12	14	-	-	-	-	-	-	-	84
James Graham	2	-	-	-	-	1-1	-	-	12	2	-	-	-	-	1-1	-	-	12
Malachi Carter	2	-	-	-	-	-	-	-	12	3	-	-	-	-	-	-	-	18
Jalen Camp	1	-	-	-	1	-	-	-	8	1	-	-	-	1	-	-	-	8
JaQuon Griffin	1	-	-	-	-	-	-	-	6	1	-	-	-	-	-	-	-	6
Jerry Howard Jr.	1	-	-	-	-	-	-	-	6	8	-	-	-	-	-	-	-	48
Nathan Cottrell	1	-	-	-	-	-	-	-	6	5	-	-	-	-	-	-	-	30
Wesley Wells	-	0-1	6-7	-	-	-	-	-	6	-	9-10	45-46	-	-	-	-	-	72
Charlie Thomas	-	-	-	-	-	-	-	1	2	-	-	-	-	-	-	-	1	2
Tyler Davis	-	-	-	-	1	-	-	-	2	-	-	-	-	1	-	-	-	2
Jordan Yates	-	-	-	-	-	0-1	-	-	0	-	-	-	-	-	0-1	-	-	0
Lucas Johnson	-	-	-	-	-	1-1	-	-	0	-	-	-	-	-	1-1	-	-	0
Total	22	3-7	18-19	-	2	2-3	-	1	165									
Opponents	39	13-19	38-38	-	-	0-1	-	-	311									

Punt Returns	no.	yds	avg	td	lg	no.	yds	avg	td	lg
Ahmarean Brown	9	41	4.6	0	23	9	41	4.6	0	23
Josh Blancato	3	16	5.3	0	8	3	16	5.3	0	8
Jerry Howard Jr.	2	26	13.0	0	0	2	26	13.0	0	0
Juanyeh Thomas	1	0	0.0	0	0	6	43	7.2	0	25
Total	15	83	5.5	0	23					
Opponents	26	296	11.4	1	52					

Kick Returns	no.	yds	avg	td	lg	no.	yds	avg	td	lg
Tobias Oliver	13	288	22.2	0	52	13	288	22.2	0	52
Dontae Smith	6	138	23.0	0	31	6	138	23.0	0	31
Juanyeh Thomas	4	75	18.8	0	28	28	681	24.3	2	100
Nathan Cottrell	2	47	23.5	0	34	34	704	20.7	0	35
Ahmarean Brown	2	26	13.0	0	16	2	26	13.0	0	16
Dylan Leonard	1	8	8.0	0	8	1	8	8.0	0	8
Jerry Howard Jr.	1	17	17.0	0	17	5	81	16.2	0	20
Total	29	599	20.7	0	52					
Opponents	20	405	20.2	0	40					

Interceptions	no.	yds	avg	td	lg	no.	yds	avg	td	lg
Kaleb Oliver	2	-2	-1.0	0	0	3	23	7.7	0	25
Antwan Owens	1	18	18.0	0	18	1	18	18.0	0	18
Tariq Carpenter	1	0	0.0	0	0	3	6	2.0	0	6
David Curry	1	8	8.0	0	8	2	8	4.0	0	8
Juanyeh Thomas	1	0	0.0	0	0	2	95	47.5	1	95
Tre Swilling	1	41	41.0	0	41	2	41	20.5	0	41
Total	7	65	9.3	0	41					
Opponents	10	171	17.1	1	65					

Fumble Returns	no.	yds	avg	td	lg	no.	yds	avg	td	lg
T.K. Chimedza	1	2	2.0	0	2	1	2	2.0	0	2
JaQuon Griffin	0	0	0.0	1	0	0	0	0.0	1	0
Total	1	2	2.0	1	2					
Opponents	2	153	76.5	1	79					

2019 Georgia Tech Football  
Georgia Tech Individual Season/Career Statistics (as of Nov 16, 2019)  
All games

SEASON										CAREER							
All Purpose	g	rush	rcv	pr	kr	ir	total	avg/g		g	rush	rcv	pr	kr	ir	total	avg/g
Jordan Mason	10	721	45	0	0	0	766	76.6		23	1380	47	0	0	0	1427	62.0
Tobias Oliver	10	279	93	0	288	0	660	66.0		22	1155	93	0	288	0	1536	69.8
Ahmarean Br	10	2	365	41	26	0	434	43.4		10	2	365	41	26	0	434	43.4
Adonicas San	10	0	249	0	0	0	249	24.9		12	0	249	0	0	0	249	20.8
Jerry Howard	10	102	92	26	17	0	237	23.7		32	841	157	26	81	0	1105	34.5
Dontae Smith	7	65	13	0	138	0	216	30.9		7	65	13	0	138	0	216	30.9
James Graha	9	166	0	0	0	0	166	18.4		12	193	0	0	0	0	193	16.1
Malachi Carte	10	0	143	0	0	0	143	14.3		23	0	199	0	0	0	199	8.7
Jalen Camp	5	0	134	0	0	0	134	26.8		39	3	369	0	-9	0	363	9.3
Tyler Davis	10	0	131	0	0	0	131	13.1		10	0	131	0	0	0	131	13.1
Nathan Cottre	10	-3	55	0	47	0	99	9.9		45	636	67	1	704	0	1408	31.3
Jamious Griffi	7	78	5	0	0	0	83	11.9		7	78	5	0	0	0	83	11.9
Juanyeh Tho	10	0	0	0	75	0	75	7.5		23	0	0	43	681	95	819	35.6
Josh Blancato	8	0	53	16	0	0	69	8.6		9	-1	53	16	0	0	68	7.6
Dylan Devene	10	0	48	0	0	0	48	4.8		10	0	48	0	0	0	48	4.8
Lucas Johnso	5	43	0	0	0	0	43	8.6		14	44	0	0	0	0	44	3.1
Tre Swilling	10	0	0	0	0	41	41	4.1		22	0	0	0	0	41	41	1.9
Christian Mall	2	21	0	0	0	0	21	10.5		3	48	0	0	0	0	48	16.0
Antwan Owen	8	0	0	0	0	18	18	2.2		29	-2	0	0	0	18	16	0.6
Jordan Yates	2	16	0	0	0	0	16	8.0		2	16	0	0	0	0	16	8.0
Dylan Leonar	10	0	6	0	8	0	14	1.4		10	0	6	0	8	0	14	1.4
David Curry	10	0	0	0	0	8	8	0.8		36	0	0	0	0	8	8	0.2
Peje Harris	8	0	4	0	0	0	4	0.5		8	0	4	0	0	0	4	0.5
Jair Hawkins-	2	0	2	0	0	0	2	1.0		8	0	2	0	0	0	2	0.2
Kaleb Oliver	9	0	0	0	0	-2	-2	-0.2		22	0	0	0	0	23	23	1.0
TEAM	7	-26	0	0	0	0	-26	-3.7									
Total	10	1464	1438	83	599	65	3649	364.9									
Opponents	10	2134	1984	296	405	171	4990	499.0									

Field Goals	att	good	long	blkd	att	good	long	blkd
Brenton King	6	3	42	0	16	9	42	0
Wesley Wells	1	0	0	0	10	9	48	0
Total	7	3	42	0				
Opponents	19	13	51	1				

Punting	no.	yds	avg	lg	blk	no.	yds	avg	lg	blk
Pressley Harvin III	63	279	44.3	58	1	148	6446	43.6	62	1
TEAM	1	0	0.0	0	0					
Total	64	279	43.7	58	1					
Opponents	40	165	41.3	67	2					

Kickoffs	no.	yds	avg	tb	ob	no.	yds	avg	tb	ob
Brenton King	17	926	54.5	1	1	41	2348	57.3	2	2
Wesley Wells	14	756	54.0	2	2	19	1045	55.0	3	2
Total	31	1682	54.3	3	3					
Opponents	62	386	62.3	31	0					

All games

SEASON												CAREER											
##	Defensive Leaders	gp	ua	a	total	tfl	sack	int	pb	fr	ff	blk	gp	ua	a	total	tfl	sack	int	pb	fr	ff	blk
90	David Curry	10	41	40	8	4.0	2.	1	1	1	1	.	36	75	65	140	4.5	2.5	2	1	2	1	.
25	Charlie Thomas	10	39	18	5	9.0	2.	.	1	.	2	.	20	68	37	105	12.0	3.0	.	2	3	3	.
2	Tariq Carpenter	10	43	13	5	2.0	.	1	5	.	1	.	29	80	33	113	3.5	.	3	1	.	2	.
1	Juanyeh Thomas	10	37	13	5	2.0	.	1	2	.	1	.	23	48	17	65	2.0	.	2	3	1	1	.
44	Quez Jackson	10	21	20	4	4.0	.	.	1	.	.	.	23	30	26	56	4.0	.	.	1	.	.	.
10	Christian Campbell	10	23	13	3	2.0	.	.	2	.	.	.	43	38	27	65	5.5	2.0	.	4	.	.	.
2K	Kaleb Oliver	9	21	14	3	1.0	.	2	3	.	1	.	22	30	26	56	3.5	.	3	5	.	2	.
93	T.K. Chimedza	10	13	15	2	1.5	1.	.	.	1	.	.	14	14	18	32	1.5	1.5	.	.	1	.	.
12	Bruce Jordan-Swilli	7	14	13	2	3.0	1.	.	.	.	.	.	29	49	32	81	5.0	1.5	1	1	2	1	.
91	Kelton Dawson	10	15	11	2	3.0	1.	.	.	.	1	.	12	15	12	27	3.0	1.0	.	.	.	1	.
86	Djimon Brooks	10	9	14	2	0.0	.	.	.	.	.	.	11	9	14	23	0.0	.	.	.	.	.	.
2D	Zamari Walton	10	17	5	2	0.0	.	.	3	.	.	.	14	20	6	26	0.0	.	.	6	.	.	.
89	Antwan Owens	8	10	11	2	2.5	1.	1	1	.	.	1	29	24	21	45	3.5	2.0	1	1	1	.	1
38	Ajani Kerr	5	15	3	1	0.0	.	.	.	.	.	.	29	55	12	67	0.0	.	.	5	1	.	.
3	Tre Swilling	10	14	4	1	2.0	.	1	9	.	.	.	22	32	10	42	3.5	1.0	2	1	.	1	.
1X	Chico Bennett Jr	7	12	5	1	0.5	0.	.	.	.	.	.	7	12	5	17	0.5	0.5	.	.	.	.	.
17	Demetrius Knight II	10	9	8	1	2.0	1.	.	2	.	1	.	10	9	8	17	2.0	1.0	.	2	.	1	.
42	Jordan Domineck	5	7	8	1	2.0	1.	.	.	.	.	.	8	11	9	20	2.0	1.5	.	.	.	.	.
97	Brentavious Glanto	10	7	7	1	2.5	1.	.	.	.	.	.	34	28	16	44	6.5	2.0	.	1	.	.	.
3Y	Sylvain Yondjouen	9	6	7	1	1.0	.	.	.	.	.	.	9	6	7	13	1.0	.	.	.	.	.	.
92	JaQuon Griffin	9	6	7	1	2.5	2.	.	.	1	.	.	9	6	7	13	2.5	2.5	.	.	1	.	.
41	Jaquan Henderson	9	7	6	1	2.5	0.	.	1	.	.	.	28	19	12	31	2.5	0.5	.	1	.	.	.
16	Myles Sims	9	10	1	1	0.0	.	.	2	.	.	.	9	10	1	11	0.0	.	.	2	.	.	.
13	Avery Showell	9	8	2	1	0.0	.	.	.	.	.	.	15	11	2	13	0.0	.	.	.	.	.	.
31	Nathan Cottrell	10	5	3	8	0.0	.	.	.	.	.	.	45	5	5	10	0.0	.	.	.	1	.	.
96	Chris Martin	8	4	4	8	0.0	.	.	.	.	.	.	16	6	6	12	0.0	.	.	.	.	.	.
14	Jaylon King	10	4	3	7	0.0	.	.	.	.	.	.	13	6	3	9	0.0	.	.	.	.	.	.
98	Ryans, C.	5	5	1	6	1.0	.	.	.	.	.	.	5	5	1	6	1.0	.	.	.	.	.	.
5	Jerry Howard Jr.	10	1	4	5	0.0	.	.	.	.	.	2	32	1	4	5	0.0	.	.	.	.	.	2
33	Jaylin Askew	10	4	1	5	0.0	.	.	.	.	.	.	31	21	10	31	1.0	.	.	1	.	.	.
52	Justice Dingle	9	4	1	5	0.0	.	.	.	2	.	.	13	5	1	6	0.0	.	.	.	2	.	.
34	Kenan Johnson	3	4	.	4	1.0	.	.	.	.	.	.	3	4	.	4	1.0	.	.	.	.	.	.
2B	Jordan Mason	10	2	.	2	0.0	.	.	.	.	.	.	23	2	.	2	0.0	.	.	.	.	.	.
39	Wesley Walker	2	1	1	2	0.0	.	.	.	.	.	.	2	1	1	2	0.0	.	.	.	.	.	.
15	Malachi Carter	10	2	.	2	0.0	.	.	.	.	.	.	23	2	.	2	0.0	.	.	.	.	.	.
43	Tyler Cooksey	10	1	.	1	0.0	.	.	.	.	.	.	33	2	.	2	0.0	.	.	.	.	.	.
5S	Cade Long	10	1	.	1	0.0	.	.	.	.	.	.	10	1	.	1	0.0	.	.	.	.	.	.
11	Devin Smith	4	1	.	1	0.0	.	.	.	.	.	.	6	2	.	2	0.0	.	.	.	.	.	.
94	Mike Lockhart	3	1	.	1	0.0	.	.	.	.	.	.	3	1	.	1	0.0	.	.	.	.	.	.
22	Jamious Griffin	7	1	.	1	0.0	.	.	.	.	.	.	7	1	.	1	0.0	.	.	.	.	.	.
9	Tyler Davis	10	1	.	1	0.0	.	.	.	.	.	.	10	1	.	1	0.0	.	.	.	.	.	.
8	Tobias Oliver	10	1	.	1	0.0	.	.	.	.	.	.	22	1	.	1	0.0	.	.	.	.	.	.
28	Dontae Smith	7	.	1	1	0.0	.	.	.	.	.	.	7	.	1	1	0.0	.	.	.	.	.	.
1S	Adonicas Sanders	10	1	.	1	0.0	.	.	.	.	.	.	12	1	.	1	0.0	.	.	.	.	.	.
3K	Wesley Wells	7	.	1	1	0.0	.	.	.	.	.	.	17	.	1	1	0.0	.	.	.	.	.	.
37	Brenton King	9	1	.	1	0.0	.	.	.	.	.	.	21	1	.	1	0.0	.	.	.	.	.	.
Total		10	44	27	72	51	16	7	3	5	8	3											
Opponents		10	35	23	59	73	27	10	2	7	9	1											



2019 Georgia Tech Football  
Georgia Tech Passing Game-by-Game (as of Nov 16, 2019)  
All games

#4 Graham, J.	Comp	Att	Int	Pct	Yards	TD	Long	Sacked	Effic
Clemson	4	7	0	57.1	72	1	34	1-1	190.69
South Florida	1	1	0	100.0	20	0	20	2-17	268.00
Temple	10	24	1	41.7	100	0	27	2-10	68.33
North Carolina	11	24	2	45.8	171	2	39	2-14	116.52
Duke	15	35	0	42.9	206	1	40	4-24	101.73
Miami (FL)	9	18	0	50.0	97	1	35	3-17	113.60
Pittsburgh	3	13	1	23.1	57	1	51	1-5	69.91
Virginia	15	22	1	68.2	229	2	59	0-0	176.53
Virginia Tech	7	14	2	50.0	43	0	10	1-18	47.23
TOTALS	75	158	7	47.5	995	8	59	16-106	108.22

#7 Johnson, L.	Comp	Att	Int	Pct	Yards	TD	Long	Sacked	Effic
Clemson	0	2	0	0.0	0	0	0	0-0	0.00
South Florida	11	17	1	64.7	45	0	11	0-0	75.18
The Citadel	5	10	0	50.0	91	1	33	3-22	159.44
Pittsburgh	5	8	0	62.5	51	0	15	1-3	116.05
TOTALS	21	37	1	56.8	187	1	33	4-25	102.72

#8 Oliver, T.	Comp	Att	Int	Pct	Yards	TD	Long	Sacked	Effic
Clemson	3	9	2	33.3	65	0	54	3-21	49.56
South Florida	2	3	0	66.7	11	0	6	0-0	97.47
The Citadel	2	3	0	66.7	27	0	29	0-0	142.27
Temple	4	11	0	36.4	74	0	42	1-1	92.87
TOTALS	11	26	2	42.3	177	0	54	4-22	84.11

#1Q Yates, J.	Comp	Att	Int	Pct	Yards	TD	Long	Sacked	Effic
Virginia Tech	4	11	0	36.4	38	0	17	3-17	65.38
TOTALS	4	11	0	36.4	38	0	17	3-17	65.38

#27 Harvin III, P.	Comp	Att	Int	Pct	Yards	TD	Long	Sacked	Effic
Miami (FL)	1	1	0	100.0	41	1	41	0-0	774.40
TOTALS	1	1	0	100.0	41	1	41	0-0	774.40

2019 Georgia Tech Football  
Georgia Tech Rushing/Receiving Game-by-Game (as of Nov 16, 2019)  
All games

RUSHING	No-Yds/TD	CU	USF	CIT	TEM	NC	DU	UM	UP	VA	VT
Mason, J. RB	134-721/7	13-72/1	20-99/1	11-78/2	5-8/0	8-62/1	18-106/	20-141/	15-56/0	19-94/1	5-5/0
Oliver, T. QB	55-279/2	20-56/0	9-48/1	11-92/0	11-68/0	3-11/0	1-4/1	-	-	-	-
Graham, J. QB	75-166/2	4-15/0	6-2/0	DNP	4--2/0	13-48/0	12-6/1	12-23/0	8-30/0	8-42/1	8-2/0
Howard, J. RB	23-102/0	4-15/0	1-1/0	2-12/0	1-4/0	3-31/0	4-16/0	5-22/0	1--1/0	1-2/0	1-0/0
Griffin, J. RB	25-78/0	2-1/0	DNP	DNP	6-20/0	1--1/0	3-9/0	8-21/0	DNP	3-7/0	2-21/0
Smith, Dontae RB	10-65/0	-	-	1--2/0	7-35/0	-	2-32/0	-	DNP	DNP	DNP
Johnson, L. QB	22-43/0	1-1/0	9-36/0	7-5/0	DNP	DNP	DNP	-	5-1/0	DNP	DNP
Malloy, C. RB	4-21/0	-	DNP	DNP	DNP	DNP	DNP	DNP	DNP	DNP	4-21/0
Yates, J. QB	10-16/0	DNP	DNP	DNP	DNP	DNP	-	DNP	DNP	DNP	10-16/0
Brown, Ah. WR	1-2/0	-	1-2/0	-	-	-	-	-	-	-	-
Cottrell, N. RB	1--3/0	1--3/0	-	-	-	-	-	-	-	-	-
TEAM	8--26/0	DNP	3--7/0	1--2/0	1--2/0	1--1/0	-	DNP	DNP	1--2/0	1--12/0

RECEIVING	No-Yds/TD	CU	USF	CIT	TEM	NC	DU	UM	UP	VA	VT
Brown, Ah. WR	18-365/5	1-28/1	2-26/0	1-10/0	3-64/0	1-32/1	1-40/0	3-41/1	4-61/1	1-59/1	1-4/0
Sanders, A. WR	19-249/0	-	1-6/0	-	2-19/0	3-67/0	3-69/0	2-30/0	1-15/0	5-21/0	2-22/0
Carter, M. WR	13-143/2	1-11/0	3-6/0	1-28/0	3-11/0	3-45/1	-	-	-	1-25/1	1-17/0
Camp, J. WR	7-134/1	-	-	3-71/1	4-63/0	DNP	DNP	DNP	DNP	DNP	-
Davis, T. TE	14-131/0	1-7/0	1-11/0	1--2/0	-	1-5/0	4-29/0	-	1-10/0	3-54/0	2-17/0
Oliver, T. QB	10-93/0	-	-	-	-	1-9/0	1-10/0	2-11/0	1-8/0	4-57/0	1--2/0
Howard, J. RB	6-92/1	2-57/0	1--1/0	-	-	-	2-31/1	-	-	-	1-5/0
Cottrell, N. RB	2-55/1	-	-	-	-	-	-	1-41/1	1-14/0	-	-
Blancato, J. WR	2-53/0	1-34/0	-	-	-	-	1-19/0	-	-	DNP	DNP
Deveney, D. TE	6-48/0	-	1-0/0	-	-	1-11/0	-	1-10/0	-	1-13/0	2-14/0
Mason, J. RB	8-45/0	1-0/0	3-15/0	1-11/0	2-17/0	-	1-2/0	-	-	-	-
Smith, Dontae RB	2-13/0	-	1-10/0	-	-	-	1-3/0	-	DNP	DNP	DNP
Leonard, D. TE	2-6/0	-	1-3/0	-	-	-	1-3/0	-	-	-	-
Griffin, J. RB	1-5/0	-	DNP	DNP	-	-	-	1-5/0	DNP	-	-
Harris, P. WR	1-4/0	-	-	DNP	-	-	-	-	-	DNP	1-4/0
Hawkins-Anderso WR	1-2/0	DNP	-	DNP	DNP	1-2/0	DNP	DNP	DNP	DNP	DNP

2019 Georgia Tech Football  
Georgia Tech Total Tackles Game-by-Game (as of Nov 16, 2019)  
All games

Total Tackles	UA-A	Total	CU	USF	CIT	TEM	NC	DU	UM	UP	VA	VT
Curry, D. LB	41-40	81	2-3	2-1	6-8	4-3	8-8	2-3	3-2	7-3	3-6	4-3
Thomas, C. LB	39-18	57	4-2	7-2	4-2	3-4	3-3	5-1	3-0	3-1	1-3	6-0
Carpenter, T. DB	43-13	56	5-1	7-0	5-0	1-0	4-3	5-2	6-1	4-2	3-4	3-0
Thomas, Jua. DB	37-13	50	3-1	4-1	1-1	4-1	3-3	2-1	5-1	8-0	5-4	2-0
Jackson, Q. LB	21-20	41	1-2	2-0	4-3	3-2	0-1	4-5	2-1	2-2	1-3	2-1
Campbell, C. DB	23-13	36	1-0	1-0	3-1	5-2	3-2	2-2	1-2	4-0	2-4	1-0
Oliver, K. DB	21-14	35	4-2	2-0	3-5	0-1	4-0	1-3	2-0	2-2	DNP	3-1
Chimedza, T.K. DL	13-15	28	2-0	2-2	1-3	1-2	2-0	0-1	1-1	2-0	0-6	2-0
Jordan-Swilling LB	14-13	27	1-2	1-0	1-4	4-2	4-1	2-4	1-0	DNP	DNP	DNP
Dawson, K. DL	15-11	26	-	1-2	4-1	2-1	4-1	2-4	0-1	1-0	1-1	-
Brooks, D. DL	9-14	23	1-1	-	0-2	0-1	1-0	2-3	1-0	2-1	1-5	1-1
Walton, Z. DB	17-5	22	2-1	1-0	-	1-1	3-1	-	2-1	2-0	5-0	1-1
Owens, A. DL	10-11	21	4-1	-	3-3	0-2	0-2	-	2-2	1-1	DNP	DNP
Kerr, A. DB	15-3	18	2-1	3-0	5-0	1-1	4-1	DNP	DNP	DNP	DNP	DNP
Swilling, T. DB	14-4	18	2-0	-	-	2-1	3-2	3-0	2-0	1-0	1-1	-
Knight, D. LB	9-8	17	1-0	1-0	-	-	1-0	1-5	1-0	1-0	1-2	2-1
Bennett, C.	12-5	17	4-0	1-1	2-1	2-3	1-0	2-0	-	DNP	DNP	DNP
Domineck, J. LB	7-8	15	DNP	1-0	DNP	DNP	DNP	DNP	1-0	1-0	1-6	3-2
Glanton, B. DL	7-7	14	0-3	1-1	0-1	1-1	2-0	0-1	-	3-0	-	-
Yondjouen, S. DL	6-7	13	DNP	-	-	1-2	-	2-2	-	1-0	0-3	2-0
Henderson, J. DL	7-6	13	3-1	-	2-3	-	DNP	0-1	-	-	1-1	1-0
Griffin, JaQ. DL	6-7	13	1-0	DNP	0-3	-	0-2	-	3-1	1-0	1-0	0-1
Sims, M. DB	10-1	11	-	1-0	DNP	1-0	2-0	-	1-0	1-0	3-1	1-0
Showell, A. DB	8-2	10	1-0	-	1-0	-	DNP	2-1	1-0	-	1-0	2-1
Martin, C. DL	4-4	8	0-1	-	2-2	2-0	-	0-1	-	-	DNP	DNP
Cottrell, N.	5-3	8	-	-	0-1	1-0	0-1	-	0-1	2-0	1-0	1-0
King, J. DB	4-3	7	1-0	-	-	-	1-2	-	-	2-0	0-1	-
Ryans, C.	5-1	6	DNP	DNP	DNP	-	1-0	0-1	DNP	DNP	-	4-0
Howard, J.	1-4	5	-	-	-	-	0-1	0-3	-	-	-	1-0
Dingle, J. DL	4-1	5	-	-	-	DNP	1-0	1-1	-	1-0	-	1-0
Askew, J. DB	4-1	5	-	-	1-0	1-0	-	-	0-1	1-0	1-0	-
Johnson, K. DB	4-0	4	3-0	1-0	DNP	DNP	DNP	DNP	DNP	DNP	DNP	-
Mason, J.	2-0	2	1-0	-	-	-	-	-	-	1-0	-	-
Walker, W. DB	1-1	2	DNP	DNP	-	DNP	DNP	DNP	DNP	DNP	1-1	DNP
Carter, M.	2-0	2	-	1-0	-	-	-	-	-	-	1-0	-
Cooksey, T.	1-0	1	-	-	-	-	1-0	-	-	-	-	-
Sanders, A.	1-0	1	-	-	-	-	-	-	-	1-0	-	-
Smith, Dontae	0-1	1	-	-	-	-	-	0-1	-	DNP	DNP	DNP
Oliver, T.	1-0	1	1-0	-	-	-	-	-	-	-	-	-
Long, C.	1-0	1	-	-	-	1-0	-	-	-	-	-	-
Griffin, J.	1-0	1	-	DNP	DNP	-	-	-	-	DNP	-	1-0
Wells, W.	0-1	1	-	DNP	-	DNP	-	-	0-1	-	-	DNP
Smith, Devin DB	1-0	1	DNP	DNP	DNP	1-0	DNP	DNP	-	-	-	DNP
Davis, T.	1-0	1	-	-	-	-	-	-	1-0	-	-	-
Lockhart, M. DL	1-0	1	DNP	DNP	DNP	DNP	DNP	DNP	DNP	-	-	1-0
King, B.	1-0	1	1-0	-	-	-	-	-	-	-	-	DNP

2019 Georgia Tech Football  
Georgia Tech Team Game-by-Game (as of Nov 16, 2019)  
All games

TEAM STATISTICS

		Rushing				Receiving				Passing				Kick Returns				Punt Returns				tot		
Date	Opponent	no.	yds	td	lg	no.	yds	td	lg	cmp	att	int	yds	td	lg	no.	yds	td	lg	no.	yds	td	lg	off
Aug 29	at Clemson	45	157	1	39	7	137	1	54	7-18-2	137	1	54			3	40	0	16	1	0	0	0	294
Sep 07	SOUTH FLORIDA	49	181	2	32	14	76	0	20	14-21-1	76	0	20			2	34	0	18	5	23	0	23	257
Sep 14	THE CITADEL	33	183	2	25	7	118	1	33	7-13-0	118	1	33			4	157	0	52	2	0	0	3	301
Sep 28	at Temple	35	131	0	17	14	174	0	42	14-35-1	174	0	42			3	50	0	21	0	0	0	0	305
Oct 05	NORTH CAROLINA	29	150	1	43	11	171	2	39	11-24-2	171	2	39			5	110	0	31	3	16	0	8	321
Oct 12	at Duke	40	173	2	25	15	206	1	40	15-35-0	206	1	40			2	37	0	26	1	9	0	0	379
Oct 19	at Miami (FL)	45	207	1	22	10	138	2	41	10-19-0	138	2	41			1	8	0	8	0	0	0	0	345
Nov 02	PITTSBURGH	29	86	0	18	8	108	1	51	8-21-1	108	1	51			3	54	0	25	2	17	0	0	194
Nov 09	at Virginia	32	143	2	28	15	229	2	59	15-22-1	229	2	59			1	17	0	17	0	0	0	0	372
Nov 16	VIRGINIA TECH	31	53	0	17	11	81	0	17	11-25-2	81	0	17			5	92	0	28	1	18	0	18	134
Georgia Tech		368	1464	11	43	112	1438	10	59	112-233-1	1438	10	59			29	599	0	52	15	83	0	23	2902
		450	2134	23	90	165	1984	13	64	165-268-7	1984	13	64			20	405	0	40	26	296	1	52	4118

Games: 10 • Avg/rush: 4.0 • Avg/catch: 12.8 • Pass effic: 105.49 • KR avg: 20.7 • PR avg: 5.5 • All purpose avg/game: 364.9 • Total offense:

		Tackles				Sacks	Fumble		Pass Defense			blkd	PAT Attempts			off		
Date	Opponent	ua	a	total	tfl-yds	no-yds	ff	fr-yds	int-yds	qbh	brup	kick	kick	rush	rcv	saf	t/o	pts
Aug 2	at Clemson	51	22	73	6.0-7	0.0-0	1	1-0	2-39	0	2	0	2-2	0	0	0	0	14
Sep 0	SOUTH FLORIDA	40	10	50	9.0-31	4.0-22	2	2-2	0-0	2	4	0	2-2	0	0	0	0	14
Sep 1	THE CITADEL	48	44	92	4.0-14	1.0-4	2	0-0	1-8	0	1	0	1-2	0	1	0	0	24
Sep 2	at Temple	42	30	72	3.0-9	1.0-6	0	0-0	1-0	3	3	0	0-0	0	0	1	0	2
Oct 05	NORTH CAROLINA	56	34	90	7.0-24	1.0-7	1	0-0	1-18	2	3	0	2-2	0	1	0	0	22
Oct 12	at Duke	38	46	84	3.0-7	2.0-6	0	0-0	0-0	1	4	1	2-2	0	0	0	0	23
Oct 19	at Miami (FL)	39	16	55	6.0-31	3.0-26	1	1-0	0-0	4	6	1	4-4	0	0	0	7	28
Nov 0	PITTSBURGH	55	12	67	4.0-17	1.0-7	1	1-0	2-0	1	0	1	1-1	0	0	0	7	10
Nov 0	at Virginia	35	52	87	5.0-15	2.0-10	0	0-0	0-0	0	6	0	4-4	0	0	0	0	28
Nov 1	VIRGINIA TECH	45	12	57	4.0-14	1.0-9	0	0-0	0-0	1	4	0	0-0	0	0	0	0	0
Georgia Tech		449	278	727	51.0-169	16.0-97	8	5-2	7-65	14	33	3	18-19	0	2	1	14	165
		358	232	590	73.0-291	27.0-170	9	7-153	10-171	23	25	1	38-38	0	0	0	66	311

Date	Opponent	Punting										Field Goals			Kickoffs				
		no.	yds	avg	long	blkd	tb	fc	50+	i20	md-att	long	blkd	no.	yds	avg	tb	ob	
Aug 2	at Clemson	8	345	43.1	51	0	1	5	1	2	0-0	0	0	3	170	56.7	0	0	
Sep 0	SOUTH FLORIDA	6	248	41.3	55	0	0	0	2	4	0-1	0	0	3	155	51.7	0	0	
Sep 1	THE CITADEL	4	161	40.2	51	0	1	1	1	2	1-2	34	0	4	185	46.2	1	0	
Sep 2	at Temple	6	260	43.3	53	0	0	2	2	2	0-0	0	0	1	55	55.0	0	1	
Oct 05	NORTH CAROLINA	7	294	42.0	51	0	1	2	1	1	0-0	0	0	3	189	63.0	0	0	
Oct 12	at Duke	6	257	42.8	54	1	0	1	4	0	1-1	42	0	5	256	51.2	0	1	
Oct 19	at Miami (FL)	6	273	45.5	57	0	1	1	1	1	0-0	0	0	4	224	56.0	2	0	
Nov 0	PITTSBURGH	8	371	46.4	57	0	1	1	2	2	1-2	30	0	3	161	53.7	0	1	
Nov 0	at Virginia	4	151	37.8	53	0	0	1	1	1	0-1	0	0	5	287	57.4	0	0	
Nov 1	VIRGINIA TECH	9	434	48.2	58	0	0	2	5	1	0-0	0	0	0	0	0.0	0	0	
Georgia Tech		64	2794	43.7	58	1	5	16	20	16	3-7	42	0	31	1682	54.3	3	3	
		40	1652	41.3	67	2	5	4	12	16	13-19	51	1	62	3863	62.3	31	0	

2019 Georgia Tech Football  
Georgia Tech Opponent Game-by-Game (as of Nov 16, 2019)  
All games

OPPONENT STATISTICS

		Rushing				Receiving				Passing				Kick Returns				Punt Returns				tot		
Date	Opponent	no.	yds	td	lg	no.	yds	td	lg	cmp	att	int	yds	td	lg	no.	yds	td	lg	no.	yds	td	lg	off
Aug 29	at Clemson	49	411	5	90	18	221	2	62	18	30	2	221	2	62	3	58	0	32	1	8	0	8	632
Sep 07	SOUTH FLORIDA	30	92	0	48	16	169	1	54	16	25	0	169	1	54	2	43	0	22	3	8	0	8	261
Sep 14	THE CITADEL	71	320	2	25	1	30	1	30	1	4	1	30	1	30	0	0	0	0	1	1	0	1	350
Sep 28	at Temple	49	195	2	18	9	127	0	38	9	22	1	127	0	38	0	0	0	0	2	16	0	15	322
Oct 05	NORTH CAROLINA	46	211	1	32	33	376	4	41	33	51	1	376	4	41	3	65	0	27	2	20	0	12	587
Oct 12	at Duke	55	197	4	38	11	176	0	42	11	20	0	176	0	42	3	59	0	22	4	75	1	32	373
Oct 19	at Miami (FL)	32	157	1	42	17	200	2	50	17	31	0	200	2	50	2	29	0	16	2	68	0	52	357
Nov 02	PITTSBURGH	36	158	1	61	25	204	1	23	25	34	2	204	1	23	2	22	0	22	5	57	0	24	362
Nov 09	at Virginia	37	155	3	43	24	258	1	35	24	35	0	258	1	35	5	129	0	40	3	9	0	10	413
Nov 16	VIRGINIA TECH	45	238	4	49	11	223	1	64	11	16	0	223	1	64	0	0	0	0	3	34	0	16	461
Opponents		450	2134	23	90	165	1984	13	64	165	268	7	1984	13	64	20	405	0	40	26	296	1	52	4118
		368	1464	11	43	112	1438	10	59	112	233	1	1438	10	59	29	599	0	52	15	83	0	23	2902

Games: 10 • Avg/rush: 4.7 • Avg/catch: 12.0 • Pass effic: 134.54 • KR avg: 20.2 • PR avg: 11.4 • All purpose avg/game: 499.0 • Total offense: 4118

		Tackles				Sacks	Fumble		Pass Defense			blkd	PAT Attempts			off		
Date	Opponent	ua	a	total	tfl-yds	no-yds	ff	fr-yds	int-yds	qbh	brup	kick	kick	rush	rcv	saf	t/o	pts
Aug 2	at Clemson	37	34	71	8.0-43	4.0-22	1	2-0	2-19	1	3	0	7-7	0	0	0	21	52
Sep 0	SOUTH FLORIDA	55	20	75	13.0-37	2.0-17	1	1-0	1-6	0	3	0	1-1	0	0	0	7	10
Sep 1	THE CITADEL	34	14	48	6.0-27	3.0-22	0	0-0	0-0	1	3	0	3-3	0	0	0	0	27
Sep 2	at Temple	45	10	55	6.0-15	3.0-11	2	2-74	1-65	5	2	0	3-3	0	0	0	7	24
Oct 05	NORTH CAROLINA	32	22	54	6.0-20	2.0-14	0	0-0	2-0	1	2	0	5-5	0	0	0	7	38
Oct 12	at Duke	30	36	66	10.0-35	4.0-24	2	0-0	0-0	8	5	1	5-5	0	0	0	0	41
Oct 19	at Miami (FL)	35	26	61	8.0-25	3.0-17	1	1-0	0-0	3	2	0	3-3	0	0	0	0	21
Nov 0	PITTSBURGH	33	14	47	6.0-17	2.0-8	1	1-79	1-21	2	1	0	2-2	0	0	0	3	20
Nov 0	at Virginia	16	46	62	2.0-9	0.0-0	0	0-0	1-37	0	0	0	3-3	0	0	0	7	33
Nov 1	VIRGINIA TECH	41	10	51	8.0-63	4.0-35	1	0-0	2-23	2	4	0	6-6	0	0	0	14	45
Opponents		358	232	590	73.0-291	27.0-170	9	7-153	10-171	23	25	1	38-38	0	0	0	66	311
		449	278	727	51.0-169	16.0-97	8	5-2	7-65	14	33	3	18-19	0	2	1	14	165

Date	Opponent	Punting										Field Goals			Kickoffs				
		no.	yds	avg	long	blkd	tb	fc	50+	i20		md-att	long	blkd	no.	yds	avg	tb	ob
Aug 2	at Clemson	3	120	40.0	43	0	0	0	0	2		1-1	51	0	9	585	65.0	6	0
Sep 0	SOUTH FLORIDA	7	361	51.6	60	0	1	0	5	2		1-1	27	0	3	150	50.0	0	0
Sep 1	THE CITADEL	3	114	38.0	47	0	0	0	0	0		2-3	47	0	5	322	64.4	1	0
Sep 2	at Temple	4	148	37.0	40	0	0	0	0	1		1-1	34	0	6	391	65.2	3	0
Oct 05	NORTH CAROLINA	4	158	39.5	51	0	0	0	1	1		1-2	32	0	7	432	61.7	2	0
Oct 12	at Duke	5	201	40.2	52	1	2	1	3	2		2-2	36	0	8	487	60.9	5	0
Oct 19	at Miami (FL)	3	130	43.3	67	0	0	0	1	3		0-3	0	1	4	231	57.8	3	0
Nov 0	PITTSBURGH	4	120	30.0	43	1	1	1	0	1		2-3	49	0	5	308	61.6	2	0
Nov 0	at Virginia	3	118	39.3	45	0	0	2	0	2		2-2	34	0	7	440	62.9	6	0
Nov 1	VIRGINIA TECH	4	182	45.5	50	0	1	0	2	2		1-1	22	0	8	517	64.6	3	0
Opponents		40	1652	41.3	67	2	5	4	12	16		13-19	51	1	62	3863	62.3	31	0
		64	2794	43.7	58	1	5	16	20	16		3-7	42	0	31	1682	54.3	3	3



2019 Georgia Tech Football  
Georgia Tech Team Game-by-Game Comparison (as of Nov 16, 2019)  
All games

Opponent	Score	First Downs				Rushing Number-Yards	Passing		Total Offense Plays-Yards	Return Yards	Turn- Overs
		Total	Rush	Pass	Pen		Comp-Att-Int	Yards			
Clemson	14-52	13 / 29	8 / 20	5 / 9	0 / 0	45-157 / 49-411	7-18-2 / 18-30-2	137 / 221	63-294 / 79-632	79 / 85	4 / 3
SOUTH FLORIDA	14-10	21 / 11	13 / 4	2 / 6	6 / 1	49-181 / 30-92	14-21-1 / 16-25-0	76 / 169	70-257 / 55-261	59 / 57	2 / 2
THE CITADEL	24-27	14 / 25	10 / 21	4 / 1	0 / 3	33-183 / 71-320	7-13-0 / 1-4-1	118 / 30	46-301 / 75-350	165 / 1	0 / 1
Temple	2-24	18 / 17	5 / 9	11 / 6	2 / 2	35-131 / 49-195	14-35-1 / 9-22-1	174 / 127	70-305 / 71-322	50 / 155	3 / 1
NORTH CAROLINA	22-38	14 / 34	7 / 14	7 / 19	0 / 1	29-150 / 46-211	11-24-2 / 33-51-1	171 / 376	53-321 / 97-587	144 / 85	2 / 1
Duke	23-41	20 / 20	11 / 13	9 / 5	0 / 2	40-173 / 55-197	15-35-0 / 11-20-0	206 / 176	75-379 / 75-373	46 / 134	0 / 0
Miami (FL)	28-21	18 / 21	12 / 6	4 / 11	2 / 4	45-207 / 32-157	10-19-0 / 17-31-0	138 / 200	64-345 / 63-357	8 / 97	1 / 1
PITTSBURGH	10-20	10 / 18	3 / 8	4 / 10	3 / 0	29-86 / 36-158	8-21-1 / 25-34-2	108 / 204	50-194 / 70-362	71 / 179	2 / 3
Virginia	28-33	19 / 25	8 / 8	8 / 13	3 / 4	32-143 / 37-155	15-22-1 / 24-35-0	229 / 258	54-372 / 72-413	17 / 175	1 / 0
VIRGINIA TECH	0-45	8 / 18	4 / 10	2 / 7	2 / 1	31-53 / 45-238	11-25-2 / 11-16-0	81 / 223	56-134 / 61-461	110 / 57	2 / 0
Totals	16-31	15 / 21	81 / 11	56 / 87	18 / 18	368-146 / 450-213	112-233-1 / 165-268-7	143 / 198	601-290 / 718-411	749 / 1025	17 / 12

Opponent	3rd Down Conversions	4th Down Conversions	Time of Possession	TOP Margin	Avg Yds/Rush	Avg Yds/Pass	Avg Yds/Play	Punting Number-Avg	Penalties Number-Yards	Sacks
Clemson	5-16 / 6-12	0-2 / 1-2	27:12 / 32:48	-5:36	3.5 / 8.4	7.6 / 7.4	4.7 / 8.0	8-43.1 / 3-40.0	2-10 / 6-43	0 / 4
SOUTH FLORIDA	5-14 / 4-15	0-0 / 2-2	32:35 / 27:25	5:10	3.7 / 3.1	3.6 / 6.8	3.7 / 4.7	6-41.3 / 7-51.6	2-20 / 9-95	4 / 2
THE CITADEL	3-9 / 8-16	0-1 / 1-1	18:10 / 41:50	-23:40	5.5 / 4.5	9.1 / 7.5	6.5 / 4.7	4-40.2 / 3-38.0	8-80 / 5-55	1 / 3
Temple	2-14 / 7-16	2-4 / 2-3	27:01 / 32:59	-5:58	3.7 / 4.0	5.0 / 5.8	4.4 / 4.5	6-43.3 / 4-37.0	4-38 / 10-70	1 / 3
NORTH CAROLINA	4-11 / 11-19	0-0 / 1-1	23:06 / 36:54	-13:48	5.2 / 4.6	7.1 / 7.4	6.1 / 6.1	7-42.0 / 4-39.5	3-25 / 6-61	1 / 2
Duke	8-18 / 6-16	0-2 / 3-3	27:32 / 32:28	-4:56	4.3 / 3.6	5.9 / 8.8	5.1 / 5.0	6-42.8 / 5-40.2	6-55 / 4-25	2 / 4
Miami (FL)	6-14 / 5-13	2-2 / 0-1	31:58 / 28:02	3:56	4.6 / 4.9	7.3 / 6.5	5.4 / 5.7	6-45.5 / 3-43.3	9-82 / 4-25	3 / 3
PITTSBURGH	2-13 / 7-16	0-0 / 0-0	24:43 / 35:17	-10:34	3.0 / 4.4	5.1 / 6.0	3.9 / 5.2	8-46.4 / 4-30.0	4-38 / 6-50	1 / 2
Virginia	3-9 / 9-16	1-1 / 0-1	24:46 / 35:14	-10:28	4.5 / 4.2	10.4 / 7.4	6.9 / 5.7	4-37.8 / 3-39.3	6-51 / 6-49	2 / 0
VIRGINIA TECH	2-15 / 3-10	1-3 / 1-2	28:21 / 31:39	-3:18	1.7 / 5.3	3.2 / 13.9	2.4 / 7.6	9-48.2 / 4-45.5	6-40 / 2-30	1 / 4
Totals	40-13 / 66-14	6-15 / 11-16	265:24 / 334:36	-69:12	4.0 / 4.7	6.2 / 7.4	4.8 / 5.7	64-43.7 / 40-41.3	50-43 / 58-50	16 / 27

Note: Game totals are displayed in the format TEAM/OPPONENT for each category

2019 Georgia Tech Football  
Georgia Tech By-Quarter Statistics (as of Nov 16, 2019)  
All games

3rd-Down Conversions

Date	Opponent	Score	Overall		1st Qtr		2nd Qtr		3rd Qtr		4th Qtr		Overtime	
Aug 29, 201	at Clemson	L 14-52	5-16	31.2	1-4	25.0	1-6	16.7	1-3	33.3	2-3	66.7		
Sep 07, 201	SOUTH FLORIDA	14-10	5-14	35.7	1-4	25.0	2-4	50.0	2-3	66.7	0-3	0.0		
Sep 14, 201	THE CITADEL	L 24-27	3-9	33.3	2-4	50.0	0-1	0.0	0-2	0.0	1-1	100.0	0-1	0.0
Sep 28, 201	at Temple	L 2-24	2-14	14.3	2-5	40.0	0-3	0.0	0-2	0.0	0-4	0.0		
Oct 05, 201	NORTH CAROLINA	L 22-38	4-11	36.4	0-2	0.0	2-4	50.0	1-3	33.3	1-2	50.0		
Oct 12, 201	at Duke	L 23-41	8-18	44.4	2-3	66.7	1-5	20.0	2-5	40.0	3-5	60.0		
Oct 19, 201	at Miami (FL)	28-21	6-14	42.9	0-3	0.0	0-2	0.0	4-5	80.0	2-4	50.0	0-0	0.0
Nov 02, 201	PITTSBURGH	L 10-20	2-13	15.4	1-5	20.0	0-2	0.0	1-4	25.0	0-2	0.0		
Nov 09, 201	at Virginia	L 28-33	3-9	33.3	1-2	50.0	0-2	0.0	0-2	0.0	2-3	66.7		
Nov 16, 201	VIRGINIA TECH	L 0-45	2-15	13.3	0-4	0.0	1-4	25.0	0-3	0.0	1-4	25.0		
Georgia Tech			40-13	30.1	10-36	27.8	7-33	21.2	11-32	34.4	12-31	38.7	0-1	0.0
Opponents			66-14	44.3	17-35	48.6	21-42	50.0	16-37	43.2	11-32	34.4	1-3	33.3

4th-Down Conversions

Date	Opponent	Score	Overall		1st Qtr		2nd Qtr		3rd Qtr		4th Qtr		Overtime	
Aug 29, 201	at Clemson	L 14-52	0-2	0.0	0-0	0.0	0-2	0.0	0-0	0.0	0-0	0.0		
Sep 07, 201	SOUTH FLORIDA	14-10	0-0	0.0	0-0	0.0	0-0	0.0	0-0	0.0	0-0	0.0		
Sep 14, 201	THE CITADEL	L 24-27	0-1	0.0	0-0	0.0	0-0	0.0	0-1	0.0	0-0	0.0	0-0	0.0
Sep 28, 201	at Temple	L 2-24	2-4	50.0	0-1	0.0	1-1	100.0	0-0	0.0	1-2	50.0		
Oct 05, 201	NORTH CAROLINA	L 22-38	0-0	0.0	0-0	0.0	0-0	0.0	0-0	0.0	0-0	0.0		
Oct 12, 201	at Duke	L 23-41	0-2	0.0	0-0	0.0	0-1	0.0	0-1	0.0	0-0	0.0		
Oct 19, 201	at Miami (FL)	28-21	2-2	100.0	1-1	100.0	0-0	0.0	0-0	0.0	1-1	100.0	0-0	0.0
Nov 02, 201	PITTSBURGH	L 10-20	0-0	0.0	0-0	0.0	0-0	0.0	0-0	0.0	0-0	0.0		
Nov 09, 201	at Virginia	L 28-33	1-1	100.0	0-0	0.0	1-1	100.0	0-0	0.0	0-0	0.0		
Nov 16, 201	VIRGINIA TECH	L 0-45	1-3	33.3	0-0	0.0	0-0	0.0	0-0	0.0	1-3	33.3		
Georgia Tech			6-15	40.0	1-2	50.0	2-5	40.0	0-2	0.0	3-6	50.0	0-0	0.0
Opponents			11-16	68.8	3-3	100.0	4-5	80.0	2-3	66.7	2-4	50.0	0-1	0.0

Time of Possession

Date	Opponent	Score	Overall	1st Qtr	2nd Qtr	3rd Qtr	4th Qtr	Overtime
Aug 29, 201	at Clemson	L 14-52	27:12	6:24	9:10	5:54	5:44	
Sep 07, 201	SOUTH FLORIDA	14-10	32:35	7:35	9:03	5:27	10:30	
Sep 14, 201	THE CITADEL	L 24-27	18:10	5:47	3:35	5:40	3:08	0:00
Sep 28, 201	at Temple	L 2-24	27:01	8:03	3:56	8:50	6:12	
Oct 05, 201	NORTH CAROLINA	L 22-38	23:06	5:03	7:59	5:47	4:17	
Oct 12, 201	at Duke	L 23-41	27:32	7:25	6:15	7:11	6:41	
Oct 19, 201	at Miami (FL)	28-21	31:58	7:38	6:18	10:10	7:52	0:00
Nov 02, 201	PITTSBURGH	L 10-20	24:43	8:33	4:28	7:53	3:49	
Nov 09, 201	at Virginia	L 28-33	24:46	7:23	7:04	3:51	6:28	
Nov 16, 201	VIRGINIA TECH	L 0-45	28:21	6:48	7:29	6:09	7:55	
Georgia Tech			Total	265:24	70:39	65:17	62:36	0:00
			Avg.	26:32	7:03	6:31	6:15	0:00
Opponents			Total	334:36	79:21	84:43	87:24	0:00
			Avg.	33:27	7:56	8:28	8:44	0:00

			Times	Times	Total		Rush	Pass	FGs	Failed to score inside RZ					
Date	Opponent	Score	In RZ	Score	Pts	TDs	TDs	TDs	Made	FGA	Down	Int	Fum	Half	Gam
Aug 29, 201	at Clemson	L 14-52	4	3	21	3	3	0	0	0	1	0	0	0	0
Sep 07, 201	SOUTH FLORIDA	14-10	3	2	10	1	0	1	1	0	0	0	1	0	0
Sep 14, 201	THE CITADEL	L 24-27	4	2	10	1	1	0	1	1	0	1	0	0	0
Sep 28, 201	at Temple	L 2-24	4	3	17	2	2	0	1	0	0	1	0	0	0
Oct 05, 201	NORTH CAROLINA	L 22-38	7	6	38	5	1	4	1	1	0	0	0	0	0
Oct 12, 201	at Duke	L 23-41	6	6	34	4	4	0	2	0	0	0	0	0	0
Oct 19, 201	at Miami (FL)	28-21	7	3	21	3	1	2	0	3	0	0	0	1	0
Nov 02, 201	PITTSBURGH	L 10-20	2	1	3	0	0	0	1	0	0	0	0	1	0
Nov 09, 201	at Virginia	L 28-33	6	6	33	4	3	1	2	0	0	0	0	0	0
Nov 16, 201	VIRGINIA TECH	L 0-45	7	6	38	5	4	1	1	0	1	0	0	0	0
Totals			50	38	225	28	19	9	10	5	2	2	1	2	0
38 of 50 (76.0%)															

2019 Georgia Tech Football  
Georgia Tech Game Superlatives (as of Nov 16, 2019)  
All games

INDIVIDUAL GAME HIGHS

Rushes	20	Tobias Oliver at Clemson (Aug 29, 2019)
	20	Jordan Mason vs South Florida (Sep 07, 2019)
	20	Jordan Mason at Miami (FL) (Oct 19, 2019)
Yards Rushing	141	Jordan Mason at Miami (FL) (Oct 19, 2019)
TD Rushes	2	Jordan Mason vs The Citadel (Sep 14, 2019)
Long Rush	43	Jordan Mason vs North Carolina (Oct 05, 2019)
Pass attempts	35	James Graham at Duke (Oct 12, 2019)
Pass completions	15	James Graham at Duke (Oct 12, 2019)
	15	James Graham at Virginia (Nov 09, 2019)
Yards Passing	229	James Graham at Virginia (Nov 09, 2019)
TD Passes	2	James Graham vs North Carolina (Oct 05, 2019)
	2	James Graham at Virginia (Nov 09, 2019)
Long Pass	59	James Graham at Virginia (Nov 09, 2019)
Receptions	5	Adonikas Sanders at Virginia (Nov 09, 2019)
Yards Receiving	71	Jalen Camp vs The Citadel (Sep 14, 2019)
TD Receptions	1	Ahmarean Brown at Clemson (Aug 29, 2019)
	1	Jalen Camp vs The Citadel (Sep 14, 2019)
	1	Ahmarean Brown vs North Carolina (Oct 05, 2019)
	1	Malachi Carter vs North Carolina (Oct 05, 2019)
	1	Jerry Howard Jr. at Duke (Oct 12, 2019)
	1	Ahmarean Brown at Miami (FL) (Oct 19, 2019)
	1	Nathan Cottrell at Miami (FL) (Oct 19, 2019)
	1	Ahmarean Brown vs Pittsburgh (Nov 02, 2019)
	1	Ahmarean Brown at Virginia (Nov 09, 2019)
	1	Malachi Carter at Virginia (Nov 09, 2019)
Long Reception	59	Ahmarean Brown at Virginia (Nov 09, 2019)
Field Goals	1	Brenton King vs The Citadel (Sep 14, 2019)
	1	Brenton King at Duke (Oct 12, 2019)
	1	Brenton King vs Pittsburgh (Nov 02, 2019)
Long Field Goal	42	Brenton King at Duke (Oct 12, 2019)
Punts	9	Pressley Harvin III vs Virginia Tech (Nov 16, 2019)
Punting Avg	51.4	Pressley Harvin III at Duke (Oct 12, 2019)
Long Punt	58	Pressley Harvin III vs Virginia Tech (Nov 16, 2019)
Punts inside 20	4	Pressley Harvin III vs South Florida (Sep 07, 2019)
Long Punt Return	23	Ahmarean Brown vs South Florida (Sep 07, 2019)
Long Kickoff Return	52	Tobias Oliver vs The Citadel (Sep 14, 2019)
Tackles	16	David Curry vs North Carolina (Oct 05, 2019)
Sacks	2.0	Charlie Thomas vs South Florida (Sep 07, 2019)
Tackles For Loss	2.0	Jaquan Henderson at Clemson (Aug 29, 2019)
	2.0	Tariq Carpenter vs South Florida (Sep 07, 2019)
	2.0	Charlie Thomas vs South Florida (Sep 07, 2019)
	2.0	Quez Jackson vs South Florida (Sep 07, 2019)
	2.0	Charlie Thomas vs North Carolina (Oct 05, 2019)
	2.0	Kelton Dawson vs North Carolina (Oct 05, 2019)
	2.0	Juanyeh Thomas vs Pittsburgh (Nov 02, 2019)
	2.0	David Curry at Virginia (Nov 09, 2019)
Interceptions	1	Kaleb Oliver at Clemson (Aug 29, 2019)
	1	Tre Swilling at Clemson (Aug 29, 2019)
	1	David Curry vs The Citadel (Sep 14, 2019)
	1	Kaleb Oliver at Temple (Sep 28, 2019)
	1	Antwan Owens vs North Carolina (Oct 05, 2019)
	1	Tariq Carpenter vs Pittsburgh (Nov 02, 2019)
	1	Juanyeh Thomas vs Pittsburgh (Nov 02, 2019)

2019 Georgia Tech Football  
Georgia Tech Game Superlatives (as of Nov 16, 2019)  
All games

TEAM GAME HIGHS

Rushes	49	vs South Florida (Sep 07, 2019)
Yards Rushing	207	at Miami (FL) (Oct 19, 2019)
Yards Per Rush	5.5	vs The Citadel (Sep 14, 2019)
TD Rushes	2	vs South Florida (Sep 07, 2019)
	2	vs The Citadel (Sep 14, 2019)
	2	at Duke (Oct 12, 2019)
	2	at Virginia (Nov 09, 2019)
Pass attempts	35	at Temple (Sep 28, 2019)
	35	at Duke (Oct 12, 2019)
Pass completions	15	at Duke (Oct 12, 2019)
	15	at Virginia (Nov 09, 2019)
Yards Passing	229	at Virginia (Nov 09, 2019)
Yards Per Pass	10.4	at Virginia (Nov 09, 2019)
TD Passes	2	vs North Carolina (Oct 05, 2019)
	2	at Miami (FL) (Oct 19, 2019)
	2	at Virginia (Nov 09, 2019)
Total Plays	75	at Duke (Oct 12, 2019)
Total Offense	379	at Duke (Oct 12, 2019)
Yards Per Play	6.9	at Virginia (Nov 09, 2019)
Points	28	at Miami (FL) (Oct 19, 2019)
	28	at Virginia (Nov 09, 2019)
Sacks By	4	vs South Florida (Sep 07, 2019)
First Downs	21	vs South Florida (Sep 07, 2019)
Penalties	9	at Miami (FL) (Oct 19, 2019)
Penalty Yards	82	at Miami (FL) (Oct 19, 2019)
Turnovers	4	at Clemson (Aug 29, 2019)
Interceptions By	2	at Clemson (Aug 29, 2019)
	2	vs Pittsburgh (Nov 02, 2019)
Punts	9	vs Virginia Tech (Nov 16, 2019)
Punting Avg	48.2	vs Virginia Tech (Nov 16, 2019)
Long Punt	58	vs Virginia Tech (Nov 16, 2019)
Punts inside 20	4	vs South Florida (Sep 07, 2019)
Long Punt Return	23	vs South Florida (Sep 07, 2019)



2019 Georgia Tech Football  
Georgia Tech Game Superlatives (as of Nov 16, 2019)  
All games

OPPONENT INDIVIDUAL GAME HIGHS

Rushes	29	DAVIS,Re'Mahn, at Temple (Sep 28, 2019)
Yards Rushing	205	ETIENNE, at Clemson (Aug 29, 2019)
TD Rushes	3	ETIENNE, at Clemson (Aug 29, 2019)
Long Rush	90	ETIENNE, at Clemson (Aug 29, 2019)
Pass attempts	51	Howell, S, vs North Carolina (Oct 05, 2019)
Pass completions	33	Howell, S, vs North Carolina (Oct 05, 2019)
Yards Passing	376	Howell, S, vs North Carolina (Oct 05, 2019)
TD Passes	4	Howell, S, vs North Carolina (Oct 05, 2019)
Long Pass	64	Patterson II, Q, vs Virginia Tech (Nov 16, 2019)
Receptions	11	Ffrench, M, vs Pittsburgh (Nov 02, 2019)
Yards Receiving	108	Jana, T, at Virginia (Nov 09, 2019)
TD Receptions	1	HIGGINS, at Clemson (Aug 29, 2019)
	1	LADSON, at Clemson (Aug 29, 2019)
	1	FORD, Johnny, vs South Florida (Sep 07, 2019)
	1	Raleigh Webb, vs The Citadel (Sep 14, 2019)
	1	Corrales, B, vs North Carolina (Oct 05, 2019)
	1	Brown, D, vs North Carolina (Oct 05, 2019)
	1	Walston, G, vs North Carolina (Oct 05, 2019)
	1	Newsome, D, vs North Carolina (Oct 05, 2019)
	1	Osborn, K., at Miami (FL) (Oct 19, 2019)
	1	Harris, C., at Miami (FL) (Oct 19, 2019)
	1	Jacques-Louis, vs Pittsburgh (Nov 02, 2019)
	1	Reed, J, at Virginia (Nov 09, 2019)
	1	Mitchell, J, vs Virginia Tech (Nov 16, 2019)
Long Reception	64	King, K, vs Virginia Tech (Nov 16, 2019)
Field Goals	2	Jacob Godek, vs The Citadel (Sep 14, 2019)
	2	Reed,A., at Duke (Oct 12, 2019)
	2	Kessman, A, vs Pittsburgh (Nov 02, 2019)
	2	Delaney, B, at Virginia (Nov 09, 2019)
Long Field Goal	51	POTTER, at Clemson (Aug 29, 2019)
Punts	7	SCHNEIDER, T, vs South Florida (Sep 07, 2019)
Punting Avg	51.6	SCHNEIDER, T, vs South Florida (Sep 07, 2019)
Long Punt	67	Hedley, L., at Miami (FL) (Oct 19, 2019)
Punts inside 20	3	Hedley, L., at Miami (FL) (Oct 19, 2019)
Long Punt Return	52	Osborn, K., at Miami (FL) (Oct 19, 2019)
Long Kickoff Return	40	Kelly, T, at Virginia (Nov 09, 2019)
Tackles	13	Quarterman, S., at Miami (FL) (Oct 19, 2019)
Sacks	3.0	Dimukeje,V., at Duke (Oct 12, 2019)
Tackles For Loss	3.0	Dimukeje,V., at Duke (Oct 12, 2019)
Interceptions	1	D. JOHNSON, at Clemson (Aug 29, 2019)
	1	MUSE, at Clemson (Aug 29, 2019)
	1	SAILS, KJ, vs South Florida (Sep 07, 2019)
	1	WALLS,Benny, at Temple (Sep 28, 2019)
	1	Ford, D, vs North Carolina (Oct 05, 2019)
	1	Chapman, D, vs North Carolina (Oct 05, 2019)
	1	Ford, P, vs Pittsburgh (Nov 02, 2019)
	1	Blount, J, at Virginia (Nov 09, 2019)
	1	Hollifield, D, vs Virginia Tech (Nov 16, 2019)
	1	Farley, C, vs Virginia Tech (Nov 16, 2019)

2019 Georgia Tech Football  
Georgia Tech Game Superlatives (as of Nov 16, 2019)  
All games

OPPONENT TEAM GAME HIGHS

Rushes	71	vs The Citadel (Sep 14, 2019)
Yards Rushing	411	at Clemson (Aug 29, 2019)
Yards Per Rush	8.4	at Clemson (Aug 29, 2019)
TD Rushes	5	at Clemson (Aug 29, 2019)
Pass attempts	51	vs North Carolina (Oct 05, 2019)
Pass completions	33	vs North Carolina (Oct 05, 2019)
Yards Passing	376	vs North Carolina (Oct 05, 2019)
Yards Per Pass	13.9	vs Virginia Tech (Nov 16, 2019)
TD Passes	4	vs North Carolina (Oct 05, 2019)
Total Plays	97	vs North Carolina (Oct 05, 2019)
Total Offense	632	at Clemson (Aug 29, 2019)
Yards Per Play	8.0	at Clemson (Aug 29, 2019)
Points	52	at Clemson (Aug 29, 2019)
Sacks By	4	at Clemson (Aug 29, 2019)
	4	at Duke (Oct 12, 2019)
	4	vs Virginia Tech (Nov 16, 2019)
First Downs	34	vs North Carolina (Oct 05, 2019)
Penalties	10	at Temple (Sep 28, 2019)
Penalty Yards	95	vs South Florida (Sep 07, 2019)
Turnovers	3	at Clemson (Aug 29, 2019)
	3	vs Pittsburgh (Nov 02, 2019)
Interceptions By	2	at Clemson (Aug 29, 2019)
	2	vs North Carolina (Oct 05, 2019)
	2	vs Virginia Tech (Nov 16, 2019)
Punts	7	vs South Florida (Sep 07, 2019)
Punting Avg	51.6	vs South Florida (Sep 07, 2019)
Long Punt	67	at Miami (FL) (Oct 19, 2019)
Punts inside 20	3	at Miami (FL) (Oct 19, 2019)
Long Punt Return	52	at Miami (FL) (Oct 19, 2019)