

GEORGIA TECH[®]

BASKETBALL



2019-20 INFORMATION GUIDE



ROSTER AT-A-GLANCE

NUMERICAL

| No. | Name | Pos. | Ht. | Wt. | Cl. | Exp. | Hometown (High School/College) |
|-----|-------------------|------|------|-----|-------|------|---|
| 0 | Michael Devoe | G | 6-5 | 193 | So. | 1VL | Orlando, Fla. (Montverde Academy) |
| 1 | James Banks III | F | 6-10 | 250 | Sr. | 1VL | Decatur, Ga. (La Lumiere School [LaPorte, Ind.]/Texas) |
| 2 | Shembari Phillips | G | 6-4 | 210 | r-Sr. | 1VL | Atlanta, Ga. (Wheeler HS/Tennessee) |
| 3 | Evan Cole | F | 6-10 | 226 | Jr. | 2VL | Cumming, Ga. (South Forsyth HS) |
| 4 | Jordan Usher | G/F | 6-7 | 220 | Jr. | TR | Canton, Ga. (Wheeler HS/Southern California) |
| 5 | Moses Wright | F | 6-9 | 230 | Jr. | 2VL | Raleigh, N.C. (William G. Enloe HS) |
| 10 | Jose Alvarado | G | 6-0 | 179 | Jr. | 2VL | Brooklyn, N.Y. (Christ the King HS) |
| 11 | Bubba Parham | G | 5-10 | 160 | Jr. | TR | Snellville, Ga. (Brookwood HS/VM) |
| 12 | Khalid Moore | F | 6-7 | 203 | So. | 1VL | Briarwood, N.Y. (Archbishop Molloy HS) |
| 13 | Coleman Boyd | G | 6-1 | 173 | Fr. | HS | Smyrna, Ga. (Mt. Bethel Christian Academy) |
| 14 | David Didenko | F | 6-9 | 232 | So. | TR | Yakutsk, Russia (Boca Raton [Fla.] Community School/Palm Beach State) |
| 23 | Asanti Price | G | 6-5 | 177 | Fr. | HS | Columbia, S.C. (W.J. Keenan HS) |
| 24 | Jehloni James | F | 6-6 | 180 | Fr. | HS | Sugar Hill, Ga. (Lanier HS) |
| 34 | Niko Broadway | G | 6-3 | 195 | Fr. | HS | Atlanta, Ga. (St. Pius X HS) |
| 35 | Kristian Sjolund | F | 6-8 | 213 | So. | 1VL | Kongsberg, Norway (Obra D. Tompkins HS [Katy, Texas]) |
| 45 | Shaheed Medlock | G | 6-5 | 196 | Sr. | 2VL | Waycross, Ga. (Ware County) |
| 55 | Malachi Rice | G | 6-0 | 186 | Jr. | 2VL | Indianapolis, Ind. (Brebeuf Jesuit Preparatory School) |

ALPHABETICAL

| No. | Name | Pos. | Ht. | Wt. | Cl. | Exp. | Hometown (High School/College) |
|-----|-------------------|------|------|-----|-------|------|---|
| 10 | Jose Alvarado | G | 6-0 | 179 | Jr. | 2VL | Brooklyn, N.Y. (Christ the King HS) |
| 1 | James Banks III | F | 6-10 | 250 | Sr. | 1VL | Decatur, Ga. (La Lumiere School [LaPorte, Ind.]/Texas) |
| 13 | Coleman Boyd | G | 6-1 | 173 | Fr. | HS | Smyrna, Ga. (Mt. Bethel Christian Academy) |
| 34 | Niko Broadway | G | 6-3 | 195 | Fr. | HS | Atlanta, Ga. (St. Pius X HS) |
| 3 | Evan Cole | F | 6-10 | 226 | Jr. | 2VL | Cumming, Ga. (South Forsyth HS) |
| 0 | Michael Devoe | G | 6-5 | 193 | So. | 1VL | Orlando, Fla. (Montverde Academy) |
| 14 | David Didenko | F | 6-9 | 232 | So. | TR | Yakutsk, Russia (Boca Raton [Fla.] Community School/Palm Beach State) |
| 24 | Jehloni James | F | 6-6 | 180 | Fr. | HS | Sugar Hill, Ga. (Lanier HS) |
| 45 | Shaheed Medlock | G | 6-5 | 196 | Sr. | 2VL | Waycross, Ga. (Ware County) |
| 12 | Khalid Moore | F | 6-7 | 203 | So. | 1VL | Briarwood, N.Y. (Archbishop Molloy HS) |
| 11 | Bubba Parham | G | 5-10 | 160 | Jr. | TR | Snellville, Ga. (Brookwood HS/VM) |
| 2 | Shembari Phillips | G | 6-4 | 210 | r-Sr. | 1VL | Atlanta, Ga. (Wheeler HS/Tennessee) |
| 23 | Asanti Price | G | 6-5 | 177 | Fr. | HS | Columbia, S.C. (W.J. Keenan HS) |
| 55 | Malachi Rice | G | 6-0 | 186 | Jr. | 2VL | Indianapolis, Ind. (Brebeuf Jesuit Preparatory School) |
| 35 | Kristian Sjolund | F | 6-8 | 213 | So. | 1VL | Kongsberg, Norway (Obra D. Tompkins HS [Katy, Texas]) |
| 4 | Jordan Usher | G/F | 6-7 | 220 | Jr. | TR | Canton, Ga. (Wheeler HS/Southern California) |
| 5 | Moses Wright | F | 6-9 | 230 | Jr. | 2VL | Raleigh, N.C. (William G. Enloe HS) |

Head Coach: Josh Pastner (Arizona, 1997), 4th season

Associate Head Coach: Eric Reveno (Stanford, 1989), 4th season

Assistant Coach: Julian Swartz (Carroll College, 2005), 4th season

Assistant Coach: Anthony Wilkins (Kent State, 2013), 2nd season

Director of Operations: Tyler Benson (St. Bonaventure, 2009), 4th season

Associate Director of Player Personnel: B.J. Elder (Georgia Tech, 2014), 1st season

Director of Scouting: Hayden Sheridan (Arizona, 2016), 2nd season

Player Development Coach: Dr. Dan Taylor (Franklin Pierce, 2002), 4th season

Athletic Trainer: Richard Stewart (Salisbury, 2005), 13th season

Pronunciations

| | |
|-------------------|---------------|
| Jose Alvarado | AL-vuh-ROD-oh |
| David Didenko | duh-DENK-oh |
| Khalid Moore | kuh-LEED |
| Shembari Phillips | shem-BAR-ee |
| Asanti Price | uh-SON-tee |
| Eric Reveno | REV-uh-no |
| Malachi Rice | MAL-uh-ky |
| Kristian Sjolund | SHO-lund |

BY CLASS

| | |
|-------------|--|
| Freshmen: | Coleman Boyd, Niko Broadway, Jehloni James, Asanti Price |
| Sophomores: | Michael Devoe, David Didenko, Khalid Moore, Kristian Sjolund |
| Juniors: | Jose Alvarado, Evan Cole, Bubba Parham, Malachi Rice, Jordan Usher, Moses Wright |
| Seniors: | James Banks, Shaheed Medlock, Shembari Phillips (r) |

BY STATE/COUNTRY

| | |
|-----------------|--|
| Florida: | Michael Devoe |
| Georgia: | James Banks, Coleman Boyd, Niko Broadway, Evan Cole, Jehloni James, Shaheed Medlock, Bubba Parham, Shembari Phillips, Jordan Usher |
| Indiana: | Malachi Rice |
| New York: | Jose Alvarado, Khalid Moore |
| North Carolina: | Moses Wright |
| Russia: | David Didenko (by way of Florida) |
| South Carolina: | Asanti Price |
| Texas: | Kristian Sjolund |

BY BIRTHDATE

| | |
|--------------------|-------------------|
| January 16, 1998 | James Banks |
| January 30, 2000 | David Didenko |
| March 6, 1999 | Malachi Rice |
| March 21, 1997 | Shembari Phillips |
| April 12, 1998 | Jose Alvarado |
| May 11, 1999 | Evan Cole |
| May 21, 1998 | Jordan Usher |
| June 29, 2001 | Jehloni James |
| July 29, 2000 | Khalid Moore |
| September 10, 1999 | Kristian Sjolund |
| October 24, 1999 | Coeman Boyd |
| November 23, 1997 | Bubba Parham |
| December 15, 2000 | Niko Broadway |
| December 17, 1999 | Michael Devoe |
| December 23, 1998 | Moses Wright |

BY MAJOR

| | |
|------------------------------------|--|
| Aerospace Engineering: | Jehloni James |
| Biology: | Asanti Price |
| Business Administration: | Coleman Boyd, Evan Cole, Michael Devoe, David Didenko, Shaheed Medlock, Khalid Moore, Malachi Rice, Kristian Sjolund, Jordan Usher, Moses Wright |
| History, Technology & Society: | James Banks III, Bubba Parham, Shembari Phillips |
| Industrial Engineering: | Niko Broadway |
| Literature, Media & Communication: | Jose Alvarado |

BY HEIGHT

| | |
|------|--|
| 5-10 | Bubba Parham |
| 6-0 | Jose Alvarado, Malachi Rice |
| 6-1 | Coleman Boyd |
| 6-3 | Niko Broadway |
| 6-4 | Shembari Phillips |
| 6-5 | Michael Devoe, Shaheed Medlock, Asanti Price |
| 6-6 | Jehloni James |
| 6-7 | Khalid Moore, Jordan Usher |
| 6-8 | Kristian Sjolund |
| 6-9 | David Didenko, Moses Wright |
| 6-10 | James Banks III, Evan Cole |

GEORGIA TECH 2019-20 BASKETBALL INFORMATION GUIDE



GEORGIA TECH ATHLETIC ASSOCIATION

150 Bobby Dodd Way NW
Atlanta, GA 30332
404-894-5400
www.RamblinWreck.com
Twitter: @GTathletics
Facebook: GTathletics
Instagram: @GTathletics
YouTube: RamblinWreckTube

CREDITS

EDITOR

Mike Stamus

EDITORIAL ASSISTANCE

Mike Flynn, Liz Ryan,
Alex Keator, Andrew Clausen, Eric Burgher, Wiley
Ballard, and many former communications
staff members and student assistants

PHOTOGRAPHY

Danny Karnik, Clyde Click,
Delvin Jones

PRINTING

Bennett Graphics
125 Royal Woods Court, Suite 100
Tucker, GA 30084

© 2019, Georgia Tech Athletic Association



General Information

| | |
|-----------------------------|--------------------|
| Pronunciations | Inside front cover |
| Rosters | Inside covers |
| Tech Schedule | Back cover |
| Quick Facts | 2 |
| Staff Directory | 2 |
| Media Information | 3 |
| Directions | 3 |
| Notebook | 4-8 |
| McCamish Pavilion | 9 |
| Zelnak Center/Luck Building | 10 |

Player Bios

| | |
|-------------------|----|
| Jose Alvarado | 12 |
| James Banks | 14 |
| Evan Cole | 16 |
| Michael Devoe | 18 |
| Shaheed Medlock | 19 |
| Khalid Moore | 20 |
| Bubba Parham | 21 |
| Shembari Phillips | 22 |
| Malachi Rice | 24 |
| Kristian Sjolund | 25 |
| Moses Wright | 26 |
| Jordan Usher | 28 |
| Newcomers | 29 |

Staff/Administration

| | |
|---|-------|
| Head coach Josh Pastner | 30-33 |
| Assistant coaches Reveno/Swartz/Wilkins | 34-35 |
| Support Staff | 35-37 |
| Director of Athletics Todd Stansbury | 38 |
| Institute President G.P. "Bud" Peterson | 39 |
| Faculty Athletics Representative Dr. Charles L. Isbell, Jr. | 39 |
| Athletic Administration | 38-39 |
| In Memoriam: Dr. Aaron King | 40 |

Last year

| | |
|------------------------|-------|
| 2018-19 Statistics | 42-45 |
| 2018-19 Game Summaries | 46-56 |

Record Book

| | |
|---------------------------------|-------|
| Career Records/Leaders | 58-59 |
| Season Records/Leaders | 60-67 |
| Single-Game Records/Highs | 68-73 |
| Career Stats of Notable Players | 74-80 |

History

| | |
|---|---------|
| All-Americans/National Honors | 82 |
| ACC/Conference Honors | 83 |
| Players in the NBA | 84 |
| Tech and International Basketball | 85 |
| Georgia Tech Hall of Fame/Retired Jerseys | 86 |
| Year-by-Year At-A-Glance | 87 |
| Tech's ACC Tournament History | 88-89 |
| Tech's NCAA Tournament / NIT History | 90-95 |
| Tech in Regular-Season Tournament Events | 96-97 |
| Letterwinners All-Time | 98 |
| Numerical Roster All-Time | 99 |
| Starting Lineups | 100-101 |
| Coaching History | 101 |
| Year-by-Year Results | 102-115 |
| Tech vs. No. 1 | 116 |
| Tech in the National Rankings | 117 |
| Series History vs. All Opponents | 118-132 |
| Tech vs. the Conferences | 133 |
| Tech in Overtime | 134 |
| Miscellaneous History | 134-35 |
| Team Photo | 136 |

GEORGIA TECH AT-A-GLANCE

Georgia Tech Quick Facts

| | |
|----------------------------------|---|
| Official Name: | Georgia Institute of Technology |
| Location: | Atlanta, Ga. |
| Enrollment: | 32,700 |
| Founded: | 1885 |
| Colors: | Old Gold and White |
| Nickname: | Yellow Jackets, Ramblin' Wreck |
| Mascot: | Buzz (Yellow Jacket) |
| Fight Songs: | Ramblin' Wreck, White and Gold |
| Conference: | Atlantic Coast (ACC) |
| Home Arena: | McCamish Pavilion (capacity 8,600) |
| President: | Dr. Angel Cabrera |
| Director of Athletics: | Todd Stansbury |
| Faculty Rep. for Athletics: | Dr. Charles L. Isbell, Jr. |
| Head Coach: | Josh Pastner (Arizona, 1997) |
| Record at Tech: | 26-52* (4th season) |
| Overall: | 193-125* (11th season) |
| ACC Regular Season: | 12-34* |
| ACC Tournament: | 0-3 |
| NCAA Tournament: | 2-4 |
| Associate Head Coach: | Eric Reveno (Stanford, 1989), 4th season |
| Assistant Coach: | Julian Swartz (Carroll College, 2005), 4th season |
| Assistant Coach: | Anthony Wilkins (Kent State, 2013), 2nd season |
| Assoc. Dir. of Player Personnel: | B.J. Elder (Georgia Tech, 2014) |
| Director of Operations: | Tyler Benson (St. Bonaventure, 2009) |
| Director of Scouting: | Hayden Sheridan (Arizona, 2016) |
| Player Development Coach: | Dr. Dan Taylor (Franklin Pierce, 2002) |
| Athletic Trainer: | Richard Stewart (Salisbury, 2005) |

Basketball History

| | |
|--|--------------------------------------|
| 105th season: | 1st game, Feb. 17, 1906 vs. Auburn |
| All-time Record: | 1,354-1,243* |
| Winning/Losing/500 Seasons: | 53 / 47 / 4 |
| NCAA Appearances (16): | 23-16 record |
| 1960, 1985, 1986, 1987, 1988, 1989, 1990, 1991, | |
| 1992, 1993, 1996, 2001, 2004, 2005, 2007, 2010 | |
| Final Fours (2): | 1990, 2004 |
| NIT Appearances (9): | 14-9 record |
| 1970, 1971, 1984, 1994, 1998, 1999, 2003, 2016, 2017 | |
| ACC Championships (3): | 1985, 1990, 1993 |
| ACC Regular-Season Titles (2): | 1985 (tie), 1996 |
| ACC Regular-Season Record (41st season): | 246-378* (137-142 home, 79-236 road) |
| ACC Tournament Record: | 26-37 |
| SEC Championships (1): | 1938 |
| SEC Regular-Season Titles (1): | 1937 |
| SEC Regular-Season Record (1932-64): | 201-207 |
| Metro Conference Regular-Season Record (1975-78): | 9-10 |
| Metro Conference Tournament Record: | 4-3 |
| Record at McCamish Pavilion: | 65-44* (7th season) |
| Record at Alexander Memorial Coliseum: | |
| 556-194 (55 seasons, 1956-2011) | |
| Record at Phillips Arena: | 7-11 |
| Record at Arena at Gwinnett Center: | 4-1 |
| Record at Georgia Dome: | 9-5 |
| All-Time Head Coaches: | 14 |
| ACC Head Coaches: | 5 |
| All-America Selections: | 14 (12 players) |
| Consensus All-Americans: | 2 |
| First-Team All-Americans: | 5 |
| National Players of the Year: | 1 |
| All-ACC Selections: | 52 times (31 players) |
| ACC Players of the Year: | 2 |
| ACC Rookies of the Year: | 11 |
| ACC Coaches of the Year: | 5 (3 coaches) |
| ACC Tournament MVPs: | 3 |
| ACC All-Freshman Team: | 15 |

*Georgia Tech had 22 wins during the 2016-17 and 2017-18 seasons vacated by the NCAA's Committee on Infractions.

Georgia Tech Communications

| | |
|--|------------------|
| Main Phone | 404-894-5445 |
| Fax | 404-894-1248 |
| Mailing/Shipping Address | |
| 150 Bobby Dodd Way, Atlanta, GA 30332-0455 | |
| Press Row Phone | 404-894-5458 |
| Official Athletics Website | Ramblinwreck.com |

Social Media Outlets

| | |
|----------------------|-------------------------------|
| Twitter | @GTMBB |
| Instagram | GTmensbasketball |
| Facebook | Facebook.com/gatechbasketball |
| YouTube | YouTube.com/ramblinwrecktube |
| Josh Pastner Twitter | @GTJoshPastner |

Yellow Jackets on the Air

The Georgia Tech Sports Network
Presented by Learfield IMG College

Sports Radio 680 the Fan (WCNN) is the Atlanta flagship station for Georgia Tech basketball, simulcasting Yellow Jackets' games on 680 AM and 93.7 FM. Every broadcast is also available for free through the Georgia Tech GameDay app.

Pre-game coverage begins 30 minutes prior to tipoff. For a complete list of affiliates carrying the games, visit Ramblinwreck.com/radiotv. Tech games are available on SiriusXM Satellite Radio through an agreement with the ACC and through the TuneIn radio app.

Andy Demetra is in his fourth year as the radio play-by-play "Voice of the Yellow Jackets" for both football and men's basketball, as well as handling a number of live streaming broadcasts for women's basketball and baseball on ACC Network Extra. Demetra joined the Yellow Jackets following 10 years as a member of the broadcast team at the University of South Carolina, where he was honored as the South Carolina Broadcasters Association Radio SportsCaster of the Year in 2005 and 2006.

Former WXIA-TV sports personality Randy Waters is in his 26th season as color analyst on the network. Waters, an Ohio native, has worked in the Atlanta area for more than 30 years and has been honored several times with local and regional Emmy awards during his career as a sports anchor at WXIA-TV.

Engineer/producer Miller Pope, in his 24th season, is a longtime fixture of the network for its football and men's basketball broadcasts, having worked games since the 1980s with Brad Nessler, Al Cirialdo and Wes Durham.

IMG studio host is Dan Cordtz, an Atlanta native and graduate of the Marist School.

The Georgia Tech Sports Network is under the direction of General Manager, Dave Bouteiller.

GT:60 Weekly Radio Show

The GT:60 weekly radio show, featuring head coach Josh Pastner and co-hosted with play-by-play voice Andy Demetra, will air each Monday at 7 p.m. beginning in December on the Georgia Tech Sports Network presented by Learfield IMG College (affiliate list at Ramblinwreck.com/RadioTV) and in the Atlanta area on WCNN-AM (680 AM and 93.7 FM). Each show is also available live, for free on the Georgia Tech GameDay App and the TuneIn radio app.

Georgia Tech Basketball with Josh Pastner

The Georgia Tech Basketball Report with Josh Pastner, co-hosted with Andy Demetra, airs regionally on Fox Sports Southeast each week (6 p.m. Fridays, 11 a.m. Saturdays). **Fox Sports Southeast Channel Finder:** Comcast 45 SD & 805 HD, DirecTV 649, Dish 437, UVerse 729 SD and 1729 HD. The show is produced by Learfield IMG College.

Staff Directory

E-mail addresses for all of the below are first initial and last name followed by @athletics.gatech.edu, except where noted.

Administration

| | |
|--|--------------|
| Todd Stansbury / Director of Athletics | 404-894-5411 |
| Dr. Charles L. Isbell, Jr. / Facility Athletics Representative | |
| Jack Thompson / Special Assistant to the Director of Athletics | 404-894-5427 |
| Mark Rountree / Deputy Director of Athletics | 404-894-3780 |
| Ayo Taylor-Dixon / Senior Associate AD/External Operations | 404-894-6265 |
| Joeleen Akin / Assoc. AD/Student-Athlete Development/SWA | 404-894-4462 |
| Shoshana Engel / Associate AD/Compliance | 404-894-8792 |
| Dr. Angelo Galante / Associate AD/Sports Medicine | 404-894-5460 |
| Jim Hall / Associate VP for Development (Athletics) | 404-894-8219 |
| Jeff Keisler / Associate AD/Annual Giving & Engagement | 404-894-4426 |
| Phyllis Labaw / Associate AD/Student Services | 404-803-8950 |
| Marvin Lewis / Associate AD/Administration & Finance | 404-894-8129 |
| Doug Allvine / Assistant AD/Innovation | 404-894-9019 |
| Selinda Biggers / Assistant AD/Business Operations | 404-894-9684 |
| Andy Blanton / Assistant AD/Video & Broadcast Services | 404-894-8312 |
| Chris Breen / Assistant AD/Student Services | 646-879-4487 |
| Anthony Bridges / Assistant AD/IT Operations | 404-894-0475 |
| Mike Castle / Assistant AD/Ticket Operations | 404-894-5447 |
| Mike Flynn / Assistant AD/Communications & PR | 404-894-5445 |
| Lance Markos / Assistant AD/Compliance | 404-894-5507 |
| Todd McCarthy / Assistant AD/Sports Video Operations | 678-464-9520 |
| Simit Shah / Assistant AD/Brand & Ideation | |
| Leah Thomas / Assistant AD/Student-Athlete Development | 404-759-0626 |
| John D. Tweedy / Assistant AD/Facilities, Operations & Events | 404-894-5431 |

Basketball Office (main # 404-894-4424)

| | |
|--|--------------|
| Josh Pastner / Head Coach | 404-894-4424 |
| Eric Reveno / Associate Head Coach | 404-894-4424 |
| Anthony Wilkins / Assistant Coach | 404-894-4424 |
| Julian Swartz / Assistant Coach | 404-894-4424 |
| Tyler Benson / Director of Operations | 404-894-4424 |
| Shawn Valentine / Assistant Director of Operations | 404-894-4424 |
| B.J. Elder / Director of Player Personnel | 404-894-4424 |
| Hayden Sheridan / Director of Scouting | 404-894-4424 |
| Dr. Dan Taylor / Player Development Coach | 404-385-7118 |
| Richard Stewart / Associate Director Sports Medicine | 404-894-2529 |
| Ellie Cantkier / Programs and Operations Manager | 404-894-4424 |
| Amanda Brown / Associate Director Academic Services | 404-368-8230 |
| Shelby Varner / Academic Support Coordinator | 404-368-8230 |

Communications and Public Relations
(main # 404-894-5445)

| | |
|---|--------------|
| Mike Flynn / Assistant AD/Comm&PR (FB) | 828-964-6406 |
| mflynn@athletics.gatech.edu | |
| Mike Stamus / Associate Director (MBB, golf) | 404-218-9723 |
| mstamus@athletics.gatech.edu | |
| Liz Ryan / Assistant Director (WBB, WTEV) | 404-431-9619 |
| lryan@athletics.gatech.edu | |
| Alex Keator / Assistant Director (VB, SFB) | 413-207-2604 |
| akeator@athletics.gatech.edu | |
| Andrew Clausen / Assistant Director (BSB, #2 FB, S&D) | 704-301-2818 |
| aclausen@athletics.gatech.edu | |
| Eric Burgher / Intern (T&F, MTEN, S&D) | 773-805-2344 |
| eburgher@athletics.gatech.edu | |

Radio Broadcast Crew

| | |
|-------------------------------|--------------|
| Andy Demetra (Play-by-Play) | 336-306-6672 |
| ademetra@athletics.gatech.edu | |
| Randy Waters (Color) | 770-789-5157 |
| rwaterswxia@yahoo.com | |
| Miller Pope (Engineer) | 404-310-1136 |
| millspp@aol.com | |

MEDIA INFORMATION

Media Access Guidelines

Georgia Tech's practices are closed to the public and the media, but the Yellow Jackets' student-athletes and coaches are generally available to the media prior to practices once prior to each game during the season. The weekly practice schedule varies once the season begins, and media sessions will be scheduled and announced weekly. Media sessions are typically held in the lobby of the Zelnak Center practice facility.

TV stations occasionally will be able to shoot B-roll at the beginning of practices on these days with prior notice.

Interview requests with student-athlete that need to be conducted at other times must be made through Mike Stamus in the communications office at least 24 hours in advance. These interviews will be scheduled around the student-athletes' availability and class schedule.

Media are asked not to contact student-athletes directly either by phone, text, social media or e-mail; they are instructed not to respond and refer media to the communications office. Every effort will be made to make players available when requested. Players are not available on game days until after the game.

Interviews with Coach Pastner

Media wishing to speak with Coach Pastner at times other than regular media sessions or the ACC Teleconference must set up an appointment in advance through Mike Stamus in the communications office.

Releases/Photos via E-mail

Georgia Tech basketball releases, statistics, game notes and media advisories are distributed via e-mail to a list maintained by the communications office. Media wishing to be added to this list should send a request to Mike Stamus. Photographs are available on request.

Ramblinwreck.com/Social Media

Ramblinwreck.com - Georgia Tech's official athletics website is continuously updated with all of Tech's releases, statistics, game notes, biographies, feature material and other information. Game notes and bio updates are generally posted at least 24 hours prior to each game, while updated statistics and box scores are posted following each game.

Social Media - Updates on the activities of the Tech basketball team can also be followed on Georgia Tech's official Twitter, Facebook, Instagram and YouTube channels (see addresses on page 2).

Media Entrance at McCamish Pavilion

All media must enter McCamish Pavilion through the designated door at the West Entrance, next to the ticket booth. All bags will be searched there before entrance is granted. Individuals entering all other entrances are subject to a clear bag policy.

Media Credentials for Home Games

Media credentials are issued to accredited members of the working media only. Working space is limited, and children, spouses and other non-workers will not be granted credentials or access to media areas.

Media seating and workspace at McCamish Pavilion is in the upper level, section 211, accessible by turning right inside the media entrance and going up one flight of stairs.

Requests for credentials should be made in writing via e-mail, **at least 24 hours in advance of each game, to Mike Stamus**. These requests are accepted from sports editors and sports directors only. Credentials will not be mailed. They can be picked up the night of the game at the media will call window at the West entrance.

Photo credentials are granted to still photographers and videographers on assignment for a media agency only (**no freelancers**). Admission to courtside is by RADIO/TV or PHOTO pass only, and photographer positions are at the discretion of the basketball game officials and the media relations staff.

ACC Coaches' Weekly Teleconference

The 15 ACC head basketball coaches will be featured on nine Monday teleconferences during the 2019-20 season, beginning on January 6, and continuing through March 2. Each coach will have 10 minutes to make an opening statement and answer questions. A replay of each teleconference will be posted on TheACC.com each Monday afternoon.

Coach Josh Pastner's regular time will be 10:50 a.m. Coaches whose teams play on Monday in January and February are not required to participate in that day's call. Coaches who do not have a Monday game - Georgia Tech is one - will be on every Monday at the same time. The teleconference schedule for each Monday will differ for the other head coaches, depending on what teams play that Monday night.

Contact Andy Fledderjohann at the ACC media relations office (afledder@theacc.org) for the call-in number and for the weekly schedule.

Directions To McCamish Pavilion and Zelnak Center

Address is 955 Fowler Street, 30332

Going South on I-75: Take exit 250 (16th St./14th St./10th St.), and follow through light at 14th St. Stay to the right and follow to 10th St., where the McCamish Pavilion is straight ahead. Turn right to access parking areas other than the main arena lot.

Going South on I-85: Exit at 17th St. (exit 84), stay to the left and follow ramp all the way to 10th St. The McCamish Pavilion will be in front of you. Take right on 10th St., then left on Fowler St. access parking on 8th St. or arena lot.

Going North on I-75/85: Take the 10th Street exit (250). Turn left on 10th Street and after you cross the bridge, the McCamish Pavilion will be on your left. Just past the arena, turn left at Fowler Street (first traffic light). Take first left at 8th Street and follow in.

NCAA Infractions Information

In September 2019, the National Collegiate Athletic Association (NCAA) Division I Committee on Infractions found the Georgia Institute of Technology men's basketball program responsible for committing violations of NCAA legislation.

The violations include the facilitation of an impermissible recruiting contact between a prospective student-athlete and a representative of the institution's athletic interests during the prospective student-athlete's official paid visit. Additionally, that the former men's basketball assistant coach violated the NCAA principles of ethical conduct and responsibility to cooperate when he provided false or misleading information to the institution and/or NCAA enforcement staff and attempted to influence a men's basketball student-athlete involved in the incident to provide false or misleading information to the institution and/or NCAA enforcement staff. Finally, an individual determined by the NCAA to be a representative of the Institute's athletics interests provided and/or arranged for impermissible benefits to two Georgia Tech men's basketball student-athletes and a men's basketball student-athlete from another institution, and that additionally, the individual impermissibly contacted the men's basketball student-athlete from another institution via text messages and phone calls.

Penalties levied by the NCAA include:

- Four years of probation from Sept. 26, 2019 through Sept. 25, 2023;
- A fine of two percent of the men's basketball budget (in addition to a self-imposed \$5,000 fine);
- Recruiting restrictions during each year of probation, including an eight-week ban on unofficial visits, a three-visit reduction from the permissible number of official visits, an eight-week ban on recruiting communications and a 19-day reduction on number of recruiting-person days (in addition to a self-imposed eight-visit reduction from the permissible number of official visits from 2017-18 through 2019-20);
- Vacation of team and individual records from the beginning of the 2016-17 season through November 19, 2017 (a total vacation of 21 wins);
- Disassociation with former Georgia Tech men's basketball student-athlete involved in the first violation for a period of three years.
- A postseason ban for the 2019-20 season*;
- A scholarship reduction of seven percent (or one grant-in-aid) during each year of probation (specifically, GT men's basketball is limited to no more than 12 men's basketball scholarships during the 2019-20, 2020-21, 2021-22 and 2022-23 academic years)*;
- Prohibition from scheduling official visits in conjunction with home men's basketball competitions during the first two years of probation*;

* penalties appealed by Georgia Tech; appealed penalties are stayed during the appeals process

Georgia Tech also self-imposed employment separation and a three-year disassociation from the assistant coach involved in the first two violations, and a permanent disassociation from the individual involved in the third violation.

Additionally, Georgia Tech self-imposed corrective measures, including enhanced rules education, enhanced head coach review of activities during and following official visits, reviews of official travel parties and trip expenses, a travel letter for all donors participating in away travel with official travel parties, and review of travel during vacation periods, including any travel and related expense sources.

The Institute remains committed to operating all of its athletics programs within the letter and spirit of NCAA, ACC and Institute rules and regulations.



Mike Flynn
Assistant AD / Communications
and Public Relations



Mike Stamus
Associate Director of
Communications (MBB)



Eric Burgher
Communications Intern

GEORGIA TECH NOTEBOOK

Quick 2019-20 Preview

Georgia Tech enters its fourth season under head coach Josh Pastner, having gone 14-18 last season and posting its highest Atlantic Coast Conference finish since 2013.

Pastner welcomes back all five players who started the final two games of the season, and eight players who started a total of 123 games. Tech returns its top three scorers from the 2018-19 season – 6-foot junior guard Jose Alvarado, 6-9 senior center James Banks III and 6-4 sophomore guard Michael Devoe – who accounted for 48.4 percent of the Yellow Jackets' points, 41.6 percent of the rebounds and 47.2 percent of the minutes.

Altogether, Tech returns eight of its top 11 players, who combined for 73.2 percent of its points, 66.4 percent of its points and 73.7 percent of its minutes. Most promising among the rest of the returning group is 6-9 junior forward Moses Wright, who reached double figures in four of his last five games, including a career-high 25 vs. Notre Dame in the ACC Tournament, 19 at Miami and 18 at NC State. He averaged 15.6 points (36-of-58 FG) and 6.2 rebounds over that stretch.

Tech adds two high-level transfers in 6-7 forward Jordan Usher from Southern California and 5-11 guard Bubba Parham from VMI, both of whom hail from the Atlanta area and were successful with their former schools. Usher, a former 4-star high school prospect, averaged more than eight points a game last year at USC, while Parham, an All-Southern Conference selection, led the SoCon in scoring at 21.4 points per game. The Jackets also signed an all-state high school guard from South Carolina in 6-5 Asanti Price, and 6-8 junior college forward David Didenko.

Tech 4-0 in Summer Tour of Spain

Georgia Tech went 4-0 in its seven-day August tour of Spain, winning two games each in Barcelona and Madrid against a collection of players from Spanish professional leagues.

The tour took place from August 8-16, coinciding with the break between summer and fall academic terms. The Yellow Jackets spent the first three days (Aug. 9-11) in Barcelona, took a high-speed train to Madrid, where they stayed from Aug. 12-16.

The Yellow Jackets won their four games by an average of 19.8 points, the closest game being an 87-83 win in the final contest, and averaged 93 points per game while working to play an up-tempo style.

Tech shot 55.8 percent from the floor overall, 34.5 percent from three-point range while hitting an average of 10.5 three-pointers per game.

The Jackets' top three-point shooters in the tour were Jose Alvarado (8-of-16), Shembari Phillips (6-of-12) and Michael Devoe (8-of-19).

Tech assisted on 84 of 138 field goals – 60.8 percent, 21 assists per game.

Along with the basketball competition, the Yellow Jackets visited the professional soccer facilities of FC Barcelona and Real Madrid, and the La Sagrada Familia basilica in Barcelona among other activities.

Tech has made summer international tours twice previously, most recently to The Bahamas in 2015. The Jackets traveled to France in August of 1991.

Following the Trends

- For the last eight games of the season, Georgia Tech started out in a 4-out, 1-in alignment, starting guards Jose Alvarado and Michael Devoe with two wings and post man James Banks III. The two wing forwards rotated, but Moses Wright occupied one of those for the past seven games, and freshman Khalid Moore started the last two. That lineup started eight games during the season and posted a record of 6-2.

- Moore started 10 games last season, while Wright started 21. Devoe, a freshman, started Tech's last 23 games, Banks started the last 26 games in the post, and Alvarado

Roster At-A-Glance (#starters at end of 2018-19 season)

KEY RETURNING LETTERWINNERS

| | | | | | | | | | |
|-----------|-------------------|---|-----|------|-------|-----------------|----------|---------|--|
| 10 | Jose Alvarado# | G | 6-0 | 179 | Jr. | Brooklyn, N.Y. | 12.5 ppg | 3.9 rpg | > Led Tech in scoring, assists, steals; avg. 18.3 ppg, 49.8% FG, 40% 3pt, 24/8 ast/to last 6 reg-season games |
| 1 | James Banks III# | F | 6-9 | 250 | Sr. | Decatur, Ga. | 10.5 | 7.7 | > Seven double-doubles; 11.4 ppg, 7.1 rpg, 55% FG vs. ACC; ACC All-Defensive team, led ACC in blocked shots |
| 3 | Evan Cole | F | 6-9 | 230 | Jr. | Cumming, Ga. | 4.1 | 2.5 | > Missed seven games with ankle sprain early, three with flu during ACC play; went 25-of-51 FG after holiday break |
| 0 | Michael Devoe# | G | 6-5 | 193 | So. | Atlanta, Ga. | 9.7 | 3.3 | > 15 double-digit scoring games; started last 23 games; 10.4 ppg, 2.8 apg, 43.8% 3pt FG vs. ACC |
| 12 | Khalid Moore# | F | 6-7 | 203 | So. | Briarwood, N.Y. | 4.2 | 1.5 | > Started 10 games; 48.2% FG, 7-of-22 3pt FG, 65.6% FT |
| 2 | Shembari Phillips | G | 6-4 | 210 | r-Sr. | Atlanta, Ga. | 2.1 | 1.1 | > Started first six games of season, played in just nine ACC games (61 minutes) |
| 35 | Kristian Sjolund | G | 6-8 | 2013 | So. | Katy, Texas | 3.0 | 1.5 | > Increased playing time last eight games (started 4), scored 54 points, 11-of-34 3pt FG |
| 5 | Moses Wright# | F | 6-9 | 230 | Jr. | Raleigh, N.C. | 6.7 | 3.7 | > Double digits in 4 of last 5 games – 15.6 ppg, 6.2 rpg, 36-of-58 FG; started 21 games, including final seven |

NEWCOMERS

| | | | | | | | | | |
|-----------|---------------|-----|------|-----|-----|-----------------|------|-----|---|
| 14 | David Didenko | F | 6-9 | 232 | So. | Yakutsk, Russia | 3.8 | 3.4 | > Transfer from Palm Beach State College, has three years of eligibility |
| 11 | Bubba Parham | G | 5-10 | 160 | Jr. | Snellville, Ga. | 21.4 | 3.4 | > Transfer from VMI (eligible immediately), All-SoCon in 2019, led SoCon with 21.4 ppg in 2019 |
| 23 | Asanti Price | G | 6-5 | 177 | Fr. | Columbia, S.C. | -- | -- | > 3A all-state selection from state championship team at Keenan HS; 3-star rating |
| 4 | Jordan Usher | G/F | 6-7 | 220 | Jr. | Canton, Ga. | 8.6 | 3.7 | > Transfer from Southern California (becomes eligible in December); played in 48 games, 4 starts at USC |

LETTERWINNERS LOST

| | | | | | | | | | |
|-----------|-------------------|---|------|-----|-------|------------------------|-----|-----|--|
| 4 | Brandon Alston | G | 6-5 | 203 | r-Sr. | Vienna, Va. | 7.0 | 1.7 | > Started 31 games in two seasons as grad transfer; 46.5% FG, 38.9% 3pt, 83.7% FT; made 22-of-last-23 FT |
| 34 | Abdoulaye Gueye | F | 6-9 | 217 | r-Sr. | Dakar, Senegal | 6.6 | 3.7 | > Played in 89 games, started 39 in four seasons; seven double-figure games, 51.9% FG as a senior |
| 13 | Curtis Haywood II | G | 6-5 | 202 | So. | Oklahoma City, Okla. | 5.6 | 2.7 | > Transferred following sophomore year, played 44 games, started 26 in two seasons, both cut short by injury |
| 24 | Sylvester Ogbonda | C | 6-10 | 237 | r-Jr. | Port Harcourt, Nigeria | 1.8 | 1.7 | > Graduated in May, finishing career as grad transfer; 1.5 ppg, 1.1 rpg in 42 career games |

started 30 games.

- Georgia Tech used 12 different starting lineups in 2018-19. No Yellow Jacket started every game this season, and 10 different players started three or more games.

- Tech utilized its shortest playing rotation of the season – seven players – in its final two regular season games, expanding to eight in the ACC Tournament loss to Notre Dame. Tech's bench logged just 68 minutes in the last three games. At least eight Yellow Jackets, and often nine of 10, had played in every previous ACC game.

- Tech shot 50 percent or better in 10 games last season, one fewer than in the previous two seasons combined. The Jackets hit 50 percent or better five times during conference play and the ACC Tournament, one more than in the previous two seasons combined. The Jackets shot 50 percent in six games in 2017-18 (three ACC games), and five times (once in ACC play) in 2016-17.

- Tech finished the season shooting better than 50 percent in three straight games (53 percent combined) – 50.8 vs. Boston College, 58.1 vs. NC State and 51.7 vs. Notre Dame.

- Tech scored 40 or more points in the paint in each of its final three games – 44 each against Boston College and NC State, 40 against Notre Dame. The Jackets averaged 32.1 points in the paint per game for the year.

- Tech's two best shooting games last season came in its two ACC road wins – 59.5 percent at Syracuse and 58.1

percent at NC State – and in those games attempted just 17 three-point shots and went 43-for-68 inside the arc.

- Tech matched a low for turnovers under Josh Pastner (6) against Notre Dame in the ACC Tournament and committed fewer than 10 in three of its last four games. Conversely, the Jackets managed to win three road games last season despite high turnover counts – 20 at Arkansas, 22 at Syracuse and 16 at NC State.

- Tech (7-for-20 vs. Notre Dame) averaged 6.8 threes and shot 34.4 percent from beyond the arc in its final eight games (Devoe 46.7 pct., Sjolund 38.2 pct. in that stretch). For the season, Tech averaged 5.5 threes and connected on 30.7 percent.

- Tech held 18 opponents last season, and nine ACC opponents, under 40 percent from the floor. The Jackets limited 16 opponents, nine in the ACC, to 30 percent or less from three-point range.

- Two fouls in the first half? No problem. The Yellow Jackets led the nation, according to KenPom.com, in highest percentage of first-half minutes played by players with two fouls (64.8 pct.). The national average was 21.5 percent.

Personnel Highlights

- Jose Alvarado scored in double digits in six of Tech's last seven games, averaged 16.1 points over that stretch and leading the Jackets in scoring five times. He hit 38-of-83 shots

GEORGIA TECH NOTEBOOK

from the floor (45.7 percent), 13-for-36 from three-point range (36.1 percent). The 6-foot sophomore scored 17 against Florida State, 29 vs. Pittsburgh, 20 at Miami, 12 at Virginia, 21 against Boston College and 11 at NC State. Alvarado had scored a total of 25 points, attempting just two free throws, in the six games prior.

- Alvarado scored (38) or assisted (29) on 67 of Tech's 154 field goals in the last seven games. In those six games, he also had 32 rebounds and 13 steals.

- Alvarado committed just nine turnovers over his last nine games (349 total minutes).

- Alvarado played all but seven minutes in Tech's last seven games, playing the full 40 minutes against Pittsburgh, Miami and NC State and 44 of 45 in Tech's overtime win over Boston College. The sophomore has 13 complete games in his career, five in 2018-19.

- **Moses Wright** reached double figures in four of his last five games, tallying more than a third of his season total over that stretch (19 vs. Miami, 10 vs. Boston College, 18 at NC State, career-best 25 against Notre Dame in the ACC Tournament). He averaged 15.6 points and 6.2 rebounds and hit 36-of-58 shots from the floor (62.1 pct.) in those games. Prior to that, Wright had averaged 4.9 points and 3.2 rebounds.

- Going back further, Wright averaged 26 minutes over the final eight games of the season, averaging 11.8 points and 5.1 rebounds, while hitting 42-of-80 field goals (52.5 pct.). Prior to that, Wright had averaged 11.9 minutes, 3.1 points and 2.6 rebounds in the Jackets' first 11 conference games.

- **James Banks III** rebounded from his first scoreless game as a Yellow Jacket (Feb. 23 at Miami) to finish the season with four straight double-figure games, 11 points and seven rebounds at Virginia followed by 18 and 9 against Boston College, 19 and 9 at NC State, and 12 and 11 against Notre Dame (that's 15.0 ppg and 9.0 rpg). He hit 26-of-35 shots from the floor (74.2 pct.) and 8-of-11 from the foul line in the four games.

- Banks blocked 31 shots over the last 10 games of the season and finished with 78 in 31 games - 2.52 per game, which led the ACC.

- **Khalid Moore** started Tech's final two games and 10 altogether on the season. He played 68 total minutes (career high 36 at NC State) and scored 19 points, including his best in an ACC game, 11 points against Notre Dame in the ACC Tournament. Moore had three double-digit games on the season, and he did not commit a turnover in the season's final five games.

- **Michael Devoe** finished the season with four double-figure games in the last five, averaging 11.6 points and 3.2 assists. The 6-4 freshman hit 42 percent of his shots from the floor (21-50) and 40.7 from behind the three-point stripe. Devoe hit a team-best 43.8 percent of his three-point tries in regular-season ACC play, leading the Jackets with 32 threes. Devoe was 25-of-54 from three-point land (46.3 pct.) in his last 10 games.

- Devoe played all but one minute in Tech's last three games, playing every minute of Tech's overtime win against Boston College and all 40 against Notre Dame in the ACC Tournament. He finished the season with four complete games and ranked seventh among all freshmen in power conferences in minutes played.

Pastner's Key Metrics

- **Assists to made field goals:** The Jackets finished at 57.4 percent for the season (49th in the nation) and 56.4 percent in ACC games. Tech, whose nightly goal is 60 percent, averaged 17.3 assists in its final three games and assisted on 59.8 percent of its field goals.

- **Free throws made to opponents' attempts:** Tech is 39-17 under Josh Pastner when attempting more free throws than its opponent. Tech made more free throws than its opponent (a nightly goal for the team) just six times during the season, and was outscored from the free throw line 13.4-11.4 per game in conference play, 13.8-12.7 per game overall.

- **Turnovers:** Tech averaged 14.3 turnovers per game in ACC play, and only forced 11.3. The team's target each night

is to commit 11 or fewer, which Tech met only three times all season (all in the last four games). More telling for Tech under Josh Pastner is that when Tech has committed fewer turnovers than its opponent, it is 22-15. When it has committed more, it is 23-30.

- **Guard rebounding:** The group of Alvarado, Alston, Devoe, Haywood, Moore and Phillips combined to take 364 of Tech's 809 defensive rebounds (56 percent).

Build the Wall

Due to its ability to play both zone and man-to-man and keep opponents off-balance, Georgia Tech has been able to rely on its mixture of defenses to win games over Josh Pastner's first three seasons at Georgia Tech.

This Yellow Jacket team played it well enough to rank No. 43 in adjusted defensive efficiency (96.6 ppg/100 possessions). Tech ranked as high as 11th during the season before adjusting its lineup in an effort to boost its offensive output, and was No. 5 in the ACC and No. 53 in the NCAA in scoring defense at 66.6 points per game.

Tech was most effective at shutting down the three, ranking 13th nationally, and rim protection with center James Banks III leading the ACC and ranking No. 11 nationally in blocked shots.

Tech faced three of the nation's top 15 teams in offensive efficiency as ranked by KenPom.com - Tennessee (3), Duke (6) and Virginia Tech (12) - and held them to an average of 61.3 points. Each posted their lowest efficiency rating of the season against the Jackets. North Carolina was No. 7, and the Jackets held the Tar Heels to their fourth-lowest rating of the season. Tech held Florida State (36th) to two of its three lowest efficiency ratings of the season, and NC State (29th) to its lowest of the season outside of its 24-point game against Virginia Tech.

Tech's NIT finals team from 2017 ranked No. 6 in adjusted offensive efficiency (91.0 points allowed per 100 possessions) according to KenPom.com. That group ranked fourth in the ACC in scoring defense (66.8 ppg) and No. 1 in FG percentage defense (39.8 pct.).

| | KenPom.com | NCAA |
|-----------------------------------|------------|------|
| Scoring defense/efficiency (66.6) | 43 | 53 |
| FG% defense (40%) | 15 | 20 |
| 3-point FG% defense (29.7%) | 12 | 11 |
| 2-point FG% defense (46.3%) | 34 | n/a |
| Blocks (5.2 per game) | 13 | 8 |
| Steals (6.9 per game) | 70 | 93 |

- **Said Florida State coach Leonard Hamilton:** "Georgia Tech utilizes a defensive scheme that is probably the best match-up zone defensive scheme that I've seen in my coaching career. They do an outstanding job of taking away so many different spots on the floor that you normally are accustomed to operating in."

- **Said Notre Dame coach Mike Brey:** "They are really hard to score on. There's a reason why their stats play out as one of the best, if not the best, defensive team in our league. They are just really hard to deal with. They're long, they're athletic, they're in passing lanes and if you do beat them, they've got a shot blocker in the back."

- **Said Pittsburgh coach Jeff Capel:** "Their defense is difficult. Their defense is different. It's unique. They have length around the basket and they understand how to move in their defense and their zone."

Assisted Living

Georgia Tech coach Josh Pastner preached and prodded his Yellow Jackets on ball and player movement and hard cutting from the first time he got his team on the practice court. His primary measuring stick on how well the Jackets perform offensively is their ratio of assists to made field goals, and the Jackets' struggle to score last season was not for lack of ball

Just Georgia Tech, please...

The Georgia Institute of Technology is the official title, but Georgia Tech will work fine, or just Tech (unless you're in Virginia or Texas). We would appreciate it if you would use our name in those ways. Georgia Tech University is incorrect. Thank you.

By the Numbers

| | |
|-----|---|
| 1 | SEC Championships |
| 1 | NCAA Post-Graduate Scholar |
| 1 | Naismith Award winner |
| 2 | Final Four appearances |
| 2 | ACC regular-season titles |
| 2 | ACC Players of the Year |
| 2 | National Freshmen of the Year |
| 3 | ACC Championships |
| 3 | Years a Member of the Metro Conference |
| 5 | First-team All-America players |
| 6 | Jersey numbers retired |
| 6 | Academic All-Americans |
| 7 | NCAA Sweet 16 appearances |
| 8 | Wins over teams ranked No. 1 |
| 8 | NBA lottery picks |
| 12 | ACC Rookie of the Year honorees |
| 14 | Head coaches in program history |
| 16 | NCAA Tournament berths |
| 19 | NBA first-round draft picks |
| 24 | Total postseason berths (NCAA and NIT) |
| 32 | Years a Member of the SEC |
| 40 | Years a Member of the ACC |
| 47 | Players taken in the NBA Draft |
| 48 | Players selected All-ACC |
| 228 | Weeks ranked in either AP or Coaches Poll |

movement.

Tech finished No. 49 in 2018-19 at 57.6 percent (56.4 pct. in ACC games), well above the national average (52.1 pct.) in that category.

The Jackets did not perform as well in that department in 2017-18, assisting on 54.6 of its made field goals overall, 53.9 against ACC teams, and missing Pastner's 60-percent bar 14 times.

In Pastner's first season, the Yellow Jackets ranked 13th nationally, according to KenPom.com, in highest percentage of assists to made field goals at 62.6 percent, the team's highest rate since the 2000-01 season. Tech's number was 63.2 percent in ACC games. Pastner's nightly goal is 60 percent.

Tech's top assists-to-made field goals ratios: 1987-88 - 68.3; 1988-89 - 65.9; 1986-87 - 65.8; 1992-93 - 65.0; 1985-86 - 64.8; 2000-01 - 62.9; 1999-00 - 62.9; 2016-17 - 62.6

Jose Can You See

Point guard Jose Alvarado, recruited to Georgia Tech primarily for his winning attitude and determination, was given the green light by head coach Josh Pastner to handle the position as a freshman, sink or swim.

The Brooklyn native, the first Tech player from the New York area in nearly 20 years, developed into the Yellow Jackets' engine on the floor in his sophomore season, leading the Jackets in scoring (12.5 ppg), assists (3.6 apg), steals (1.8 pg) and free throw percentage (76.9 pct.) in ACC games. He also took 3.9 rebounds on average in ACC games, tied for second most on the squad.

GEORGIA TECH NOTEBOOK

Alvarado's freshman season was full of promise until it came to an abrupt halt on Feb. 11, when he dislocated his left elbow on a hard fall to the floor trying to contest a breakaway shot from Duke's Javin Delaurier. Until then, he had averaged 12.6 points per game to rank second on the team, 3.9 rebounds and 3.3 assists. He also shot the ball well, making 45 percent of his shots from the floor, 37.4 percent from three-point distance, and 80.2 percent from the foul line on 80 attempts.

Alvarado has posted 36 double-figure scoring games in his career, 10 times scoring 20 or more. And the 6-foot playmaker has averaged more than 34 minutes per game, with 13 complete 40-minute games.

• **Said Pittsburgh coach Jeff Capel:** "[Jose] Alvarado is a big-time competitor. We told our guys coming into this game, I know that kid and I know his spirit. With his team struggling, I knew that he would try to take it upon himself to be aggressive and have a great game. He was sensational."

Devoe Steadily Grows

Freshman guard Michael Devoe, the highest-rated high school prospect Georgia Tech has recruited under Josh Pastner, steadily improved for the Yellow Jackets since the season began.

The Orlando, Fla., native suffered a setback by missing six weeks of preseason practice with a toe injury and began the season slowly, but steadily played more minutes and improved his production.

He entered the Tech starting lineup at Arkansas on Dec. 19, a game Tech won, 69-65, and scored 11 points. He has connected on 43.8 percent of his three-point tries in ACC games (would rank No. 3 in the ACC with enough 3PM) and averaged 35.4 minutes (10th-most).

Devoe scored 16 points in his ACC debut against Wake Forest, and had nine double-digit scoring games in his last 14. He hit 32-of-68 (47.1 pct.) three-point tries in his last 15 games.

Banking Hours

The most significant development in the direction of this year's Georgia Tech team may have occurred Nov. 13, when the NCAA granted James Banks III immediate eligibility after his transfer from Texas.

Tech received that news while conducting its shootaround for its second game of the season, at Tennessee. Arrangements were made to get Banks to Knoxville (transfers do not travel with the team), where he contributed five points and seven rebounds in a 66-53 loss.

The personable 6-9 post player progressed rapidly since that modest start. He posted his first double-double four games later at Northwestern (12 pts/12 rebs), and made his first start the game after that against St. John's (14 pts/12 rebs).

In ACC play, Banks was Tech's No. 2 scorer (11.4 ppg) and top rebounder (7.1 rpg), hitting 55 percent of his shots from the floor and 71.2 percent of his free throws, while leading the conference in blocked shots (2.52 pg).

Defensively, he led the conference and ranked No. 11 nationally in blocked shots (2.52 per game), anchoring one of the nation's top defensive teams (No. 37 nationally in defensive efficiency according to KenPom.com).

He added three more double-doubles, 24/11 against Louisville, 16/10 and 12/11 in two meetings against Notre Dame, and had six for the season.

It took Banks 23 games at Tech to exceed his 46-game totals at Texas in every offensive category, plus blocks and steals.

Getting it Wright

Part of Georgia Tech's improvement at the end of the year can be attributed to the emergence of sophomore forward Moses Wright.

The 6-9 Raleigh, N.C., native started the Yellow Jackets' last seven games and blossomed in the last four, averaging 15.6 points and 6.2 rebounds while connecting on 36-of-58 shots

form the floor.

Wright came out of William G. Enloe High School in Raleigh with no recruiting rating, but played well in his senior year of varsity basketball and in AAU ball and drew the attention of Tech's coaching staff for his athletic ability and his basketball IQ.

He is most effective running the floor, attacking the basket to score and rebound, and using his athletic ability and length to be disruptive on defense. Before taking up basketball seriously just a few years ago, he played tennis and swim.

Wright started 14 games early in the year but was inconsistent, posting three double-figure scoring games, but also going scoreless five times.

He began playing more extensively again Feb. 13 at Virginia Tech (24.7 mpg), and scored 19 points at Miami on Feb. 23. In his first trip back to Raleigh in a Tech uniform, he scored 18 points with eight rebounds in a career-high 39 minutes in the Jackets' win at NC State. He finished off the season with a career-high 25 points (12-of-18 FG) in the ACC Tournament against Notre Dame.

Banks Named to ACC All-Defensive Team

Georgia Tech's James Banks III was named to the ACC's All-Defensive team, the Yellow Jackets' fifth All-Defensive team honoree in the last seven years, joining centers Daniel Miller (2013, 2014) and Ben Lammers (2017, 2018), and the fourth different Tech center to make the team since its establishment in 2000.

The 6-9 junior from Decatur, Ga., led the ACC in blocked shots last season (2.52 in ACC games, 2.52 in all games) and anchored a Tech defense that has ranked as high as 11th nationally in defensive efficiency according to KenPom.com. The pivotman also ranked in the ACC's top 10 in rebound average (7.7) and has scored 10.5 points per game.

Building Depth

The upward progress of Georgia Tech's program is evident in the development of its last two classes, each of whom has played significant minutes and made significant contributions on the ACC level. Though not highly-rated in terms of rankings, the players have a wide range of skills and are developing into consistent conference-level performers for the next couple of years.

- The 2017-18 class of Jose Alvarado, Evan Cole and Moses Wright combined to start 54 games last season, contributing 20.7 points, 8.7 rebounds and 57.5 minutes per game.
- The 2018-19 class of Michael Devoe, Khalid Moore and Kristian Sjolund combined to start 37 games last season, contributing 15.7 points, 5.4 rebounds and 54.4 minutes.
- James Banks III, who transferred from Texas, took just 23 games to eclipse his two-year totals at Texas, averaging 10.5

points and 7.7 rebounds and leading the ACC in blocked shots (2.52 per game).

Player Development Success

Notable player development successes over the past three seasons include Josh Okogie, Ben Lammers, Tadic Jackson, Abdoulaye Gueye, James Banks III and Moses Wright, who maximized their skill sets and their production under the current coaching staff.

Okogie went from being ranked 11th in the state as a HS senior to a first-round NBA draft pick. In the last two seasons, Gueye, a 6-9 forward, developed from a project player into an ACC-level contributor. Banks, a 6-9 center, exceeded his two-year totals at Texas in just 23 games and led the ACC in blocked shots. Graduate transfer Brandon Alston had similar statistical numbers at the ACC level as he compiled in two seasons at Lehigh. Wright blossomed at the end of the 2018-19 season and averaged more than 15 points and six rebounds, tripling his season scoring average and doubling his rebound norm.

Other Storylines for 2019-20

- **105th season** - Georgia Tech will play its 105th season of basketball in 2019-20 and has an all-time record of 1,376-1,244.
- Georgia Tech will return its top three scorers, and six of its top eight, from the 2018-19 roster. Next year's team will include two seniors, four juniors and three sophomores among its scholarship players.
- For the first time in 2019-20, Georgia Tech's roster will be entirely composed of student-athletes recruited by head coach Josh Pastner and his staff.
- Tech won 48 games overall and 20 ACC games in Josh Pastner's first three seasons, on par or better than the first three years of each of Josh Pastner's predecessors in the ACC era. For comparison, Tony Bennett won 21 ACC games (53 overall) in his first three years at Virginia, Leonard Hamilton won 14 at Florida State (45 overall) and Mike Krzyzewski won 13 (38 overall).
- Tech has sold out 12 games at McCamish Pavilion over the past three seasons, including a facility-record five games in 2017-18 and four in 2018-19. Tech's 40 homecourt wins over Pastner's first three seasons are more than any three-year period for Tech in its ACC era except the 2004-05 through 2006-07 seasons (also 40).

Asanti Price Signs in the Spring

Asanti Price, a 6-5, 175-pound guard from Columbia, S.C., and W.J. Keenan High School, signed a national letter-of-intent during the spring signing period.

Rated a three-star prospect and ranked No. 74 among shooting guards nationally in the 247Sports composite rank-

Tech All-Time vs. the ACC

| Opponent | Overall | in ACC | Tourney | In McCamish Pavilion | In Opponent Current Venue | Current Streak |
|----------------|---------|--------|---------|----------------------|---------------------------|----------------|
| Boston College | 14-12 | 10-11 | 1-3 | 2-1 | 3-6 | Won 1 |
| Clemson | 62-73 | 34-50 | 4-1 | 2-4 | 8-39 | Lost 5 |
| Duke | 23-73 | 19-61 | 3-7 | 0-2 | 5-36 | Lost 12 |
| Florida State | 28-42 | 18-28 | 0-2 | 0-3 | 8-15 | Lost 3 |
| Louisville | 13-21 | 0-6 | -- | 0-3 | 0-2 | Lost 8 |
| Miami | 9-14 | 7-13 | 0-1 | 1-3 | 3-6 | Lost 1 |
| North Carolina | 24-69 | 22-55 | 5-4 | 0-4 | 4-25 | Lost 2 |
| NC State | 40-57 | 32-43 | 3-3 | 1-3 | 4-11 | Won 2 |
| Notre Dame | 10-10 | 4-8 | -- | 4-1 | 1-7 | Lost 2 |
| Pittsburgh | 8-4 | 3-4 | 0-1 | 2-1 | 1-2 | Won 2 |
| Syracuse | 5-5 | 5-3 | -- | 1-1 | 1-3 | Won 2 |
| Virginia | 40-42 | 38-41 | 5-5 | 2-2 | 1-8 | Lost 5 |
| Virginia Tech | 6-20 | 5-16 | 1-3 | 1-4 | 1-10 | Lost 6 |
| Wake Forest | 43-40 | 42-38 | 0-4 | 5-0 | 8-20 | Won 2 |

GEORGIA TECH NOTEBOOK

ings, Price led W.J. Keenan High school with 17.9 points per game and was considered one of the top shooters in the area during the 2018-19 season. Price had more than 20 points in the Raiders' final two playoff games including 22 in the state championship game victory over Ridgeland-Hardeeville, a game in which he went 8-of-12 in the second half. He was a Class 3A all-state selection and also selected to play in the Carolinas Classic.

Price played his senior year at Keenan for coach Zach Norris and helped lead the Raiders to a 30-1 record after previously attending Eau Claire High School, where he averaged 16 points per game as a junior.

Parham Granted Immediate Eligibility

Georgia Tech guard Bubba Parham, a 5-11 transfer from VMI, received NCAA approval waiving his required year of residency and will be eligible immediately to compete for the Yellow Jackets. Parham has two seasons of eligibility remaining.

Parham, who is from Snellville, Ga., and attended Brookwood High School, transferred to Tech in June after two standout seasons at VMI in Lexington, Va., where he earned second-team All-South Conference honors in 2018-19 and was named the conference's Freshman of the Year in 2017-18. He started all 62 games for the Keydets over two seasons, scoring 1,125 points and averaging 18.1 points per game. In two seasons, he connected on 37.2 percent of his three-point field goal tries, making 2.8 per game, and 79.5 percent of his free throw attempts.

Last season, Parham led the Southern Conference with 21.4 points per game, scoring 30 points or more nine times, the most for a SoCon player since Stephen Curry logged 15 such games in 2008-09. Among those games was a 35-point effort with a school-record 10 three-pointers at Kentucky, and a career-high 41 points with six three-pointers and 17-of-18 performance from the foul line against in the Southern Conference tournament. He led the SoCon with 3.63 three-point field goals per game and made 39.7 percent of his attempts.

USC Transfer Usher Joins Jackets

Jordan Usher, a 6-7, 225-pound forward, transferred from Southern California and enrolled at Tech last January.

Usher arrived Tech after playing a season and a half for the Trojans, departing from USC after the fall 2018 semester. He must complete a year of residency at Georgia Tech and will become eligible to play for the Yellow Jackets following the conclusion of the fall 2019 term. He will be eligible for the remainder of the 2019-20 season and all of the 2020-21 season.

A native of Canton, Ga., Usher played in all 36 games with two starts for the Trojans as a freshman in 2017-18, averaging 4.8 points and 2.0 rebounds per game while connecting on 40.9 percent of his three-point field goal attempts. In 2018-19, Usher played in 12 games and made two starts, averaging 8.6 points and 3.7 rebounds. A 4-star prospect ranked No. 104 in the nation by 247Sports, Usher played his senior season (2016-17) at Wheeler High School in Marietta, Ga., and prior to that, he attended Sequoyah High School in Canton.

Didenko Signs in the Fall

David Didenko, a 6-8, 230-pound forward from Boca Raton, Fla., who attends Palm Beach State College, signed a national letter-of-intent with Georgia Tech during the early signing period in November.

Didenko attended Boca Raton Community High School before enrolling this year at Palm Beach State, a junior college in Boca Raton. A full academic qualifier in high school, Didenko will enroll at Tech in the summer and have three years of eligibility with the Yellow Jackets.

Born in Russia, Didenko moved to New York in August, 2010, at the age of 10, and is a United States citizen. Prior to his enrollment at Boca Raton Community High School, Didenko attended Northeast High School as a junior, and Montverde

Academy for his ninth- and 10th-grade years.

Wire-to-Wire

Though he expanded his playing rotation last year to reflect the growing level of talent within the program, head coach Josh Pastner remains committed to a tight rotation, reminiscent of the way Bobby Cremins coached the Yellow Jackets over his 19 seasons.

Tech utilized its bench for an average of 47.6 minutes (23.6 percent of available minutes) in its regular-season ACC games after averaging 78 minutes in non-conference play.

Jose Alvarado, who had played 96.7 percent of possible ACC minutes prior to his Feb. 11 injury as a freshman, averaged 36.2 minutes in ACC games last season and played 35 or more minutes 18 times last season.

Freshman Michael Devoe averaged 35.4 minutes in ACC games, and James Banks III averaged 32.8. Alvarado and Devoe, who both ranked among the ACC's top 10, each played the full 40 minutes at Notre Dame on Feb. 10. Alvarado also did so against Pittsburgh, Miami and NC State, and Devoe went all 45 minutes in overtime against Boston College and played the full 40 in the ACC Tournament against Notre Dame.

As a freshman, Alvarado had ranked fifth among freshmen nationally in percentage of minutes played and minutes per game before he was injured. He has posted 13 complete, 40-minute games in his career.

Tech players had 20 complete games combined in 2017-18, and had at least one player play the full 40 in 12 of 19 ACC games (regular season plus tournament). Last season, Alvarado had five and Devoe three.

NOTE: Between the Cremins era and the arrival of Pastner, only one Georgia Tech player played every minute of a game, regulation or overtime, and that was Marcus Georges-Hunt on Feb. 20, 2016, in a win over Notre Dame at home. In the final 15 seasons of Cremins' tenure (1985-86 through 1999-2000), a total of 196 players logged a 40-minute game.

Winning Starts at Home

Georgia Tech and head coach Josh Pastner have made a priority of making McCamish Pavilion a real homecourt advantage for the program, and the Yellow Jackets made a good start on that by setting a program record for wins at home (17) in 2017-18, which included a 7-2 ACC record and two NIT victories.

Tech is 16-11 against ACC teams at home under Pastner, and that includes a 5-5 mark against ranked opponents.

The Jackets' 60-53 win over No. 25 Notre Dame on Jan. 10 was the latest triumph in a list that includes eventual NCAA champion North Carolina (No. 9 at the time), No. 6 Florida State and No. 15 Notre Dame last season, as well as a 64-54 win over No. 15 Miami on Jan. 3 this season. Tech's only losses came to No. 9 Louisville last January and to No. 2 Virginia and No. 18 Clemson this season.

Tech is 40-18 at McCamish Pavilion under Pastner.

20-Game ACC Schedule Announced

The Atlantic Coast Conference announced the future matchups of the league's 20-game men's basketball schedule, which begins with the 2019-20 season. The 20-game matrix is in effect for three years through the 2021-22 season.

Each team will play its two primary rivals every season both home and away (four games, Clemson and Notre Dame remain Georgia Tech's primary home-and-away opponents) and four repeat opponents both home and away (eight games). The remaining eight opponents will be single games, four at home and four on the road. The full cycle of repeat opponents will be complete following the third year.

Under the former 18-game schedule, each team played four opponents both home and away each season, four at home and four away.

In 2019-20, Georgia Tech will play Louisville, NC State,

Pittsburgh and Syracuse both home and away in addition to Clemson and Notre Dame, with Duke, Miami, Virginia and Virginia Tech visiting McCamish Pavilion.

In 2020-21, Tech's home-and-away opponents will be Clemson, Notre Dame, Duke, Florida State, Virginia and Wake Forest, with home games against Boston, North Carolina, Pittsburgh and Syracuse.

In 2021-22, the Yellow Jackets play Clemson, Notre Dame, Boston College, Miami, North Carolina and Virginia Tech both home and on the road, and will host Florida State, Louisville, NC State and Wake Forest.

Tech to Open 2019-20 Season at NC State

Georgia Tech will open its 2019-20 season Tuesday, Nov. 5, with an ACC game at NC State as part of the opening slate of conference games. The two-day opening schedule will broadcast games on ACC Network (ACCN), ESPN2 and ESPNU. In all, the ACC will open up with seven conference games to start the season.

ESPN announced four games will be broadcast on the ACC Network, the new 24/7 national platform that will launch on August 22, 2019. The exclusive early-season basketball broadcasts include: Louisville at Miami and Georgia Tech at NC State (Tuesday, Nov. 5); Notre Dame at North Carolina and Virginia at Syracuse (Wednesday, Nov. 6).

Three additional conference games will be aired on ESPN2 or ESPNU including Virginia Tech at Clemson (Nov. 5), Wake Forest at Boston College (Nov. 6), and Florida State at Pitt (Nov. 6). Duke is set to compete in the State Farm Champions Classic (November 5), which will be aired on ESPN.

Tech to Play in 2019 Diamond Head Classic

Georgia Tech will make its fifth trip to the state of Hawai'i in program history in December when it will compete in the 2019 Hawaiian Airlines Diamond Head Classic in Honolulu, Hawai'i.

The field for the 2019 Hawaiian Airlines Diamond Head Classic features Ball State (Mid-American), Boise State (Mountain West), Georgia Tech (ACC), tournament host school Hawai'i (Big West), Houston (AAC), Portland (WCC), UTEP (Conference USA), and Washington (Pac-12). The 11th annual event will be played at the Stan Sheriff Center on the campus of the University of Hawai'i.

The Jackets will open against Boise State, and will face Houston or Portland in the second round.

Three teams in the 2019 field were a part of the post-season last season — Boise State (NIT), Houston (NCAA) and Washington (NIT). Meanwhile, five teams will make their first-ever appearance in the Hawaiian Airlines Diamond Head Classic.

Tech has a 10-5 record all time in four previous tournament events in Hawai'i, including a 6-3 mark in three appearances in the Rainbow Classic — 1984 champions, 1988, 1994 — which also were held at the University of Hawai'i. The Yellow Jackets also played in the 1998 Big Island Classic in Hilo, and the 2006 Maui Invitational.

Tech and Kentucky to Play 2-Game Series

Georgia Tech and Kentucky will begin a two-game series this season, beginning with the Yellow Jackets traveling to Lexington this December, and the Wildcats playing in Atlanta during the 2020-21 season.

Kentucky, which has won the NCAA Championship eight times, most recently in 2012, will host the Yellow Jackets Dec. 14 at Rupp Arena this season, and Tech will host the Wildcats in a "Holiday Hoopsgiving" event Nov. 27, 2020, at State Farm Arena in downtown Atlanta. Kentucky becomes the third Southeastern Conference opponent on the Yellow Jackets' pre-conference schedule this season, joining Georgia (Nov. 20 in Athens) and Arkansas (Nov. 25 at McCamish Pavilion).

The former Southeastern Conference rivals have met 71 times previously, the fifth-most meetings for the Yellow Jackets

GEORGIA TECH NOTEBOOK

against any non-ACC opponent. The Wildcats have a 56-15 advantage since the teams first met in 1924, but the Jackets won the most recent contest, 86-84 on Dec. 9, 2000 at Philips Arena in Atlanta.

Nine of Tech's 15 wins over Kentucky came between 1955 and 1964 under legendary coach John "Whack" Hyder, three of those against Wildcat teams ranked No. 1 in the nation. The teams have met 34 times in Lexington, including three games at Rupp Arena, and 29 times in Atlanta.

Tech-UGA Game Moves to November

The Georgia Tech and Georgia basketball teams have signed an agreement to play the next two games of the series the week before Thanksgiving, giving both teams an opportunity to play the game at home in front of their student bodies before the fall semester ends.

The teams will face off this season on Wednesday, Nov. 20, at Stegeman Coliseum in Athens, and the following season on Thursday, Nov. 19, at McCamish Pavilion in Atlanta.

In the 194-game history of the series, Tech and Georgia have played their game before Thanksgiving only twice, on Nov. 15, 2013 in Athens and Nov. 14, 2014 in Atlanta. The Yellow Jackets won both games and lead the all-time series, 105-89.

As Southeastern Conference foes from 1932-64, the games were played in January, February and March. After Tech left the ACC, most of the games remained in January and February until the rivalry became a late December fixture at the Omni arena in downtown Atlanta from 1981-94. The series has been played on the two campuses every year since then, mostly in December.

Arts and Letters

Beginning with Moe Miller and Lance Storrs in the summer of 2011, every four-year senior in the Georgia Tech program has graduated, with the exception of the Yellow Jackets' 2018 two seniors, who are both expected to return and complete their degrees this summer after a year of pro ball overseas.

Graduate student Brandon Alston (economics), fifth-year senior Abdoulaye Gueye (business administration) and fourth-year junior Sylvester Ogbonda (business administration) all will complete their course work this semester and receive their degrees in May.

Georges-Hunt and Jackson made the Academic All-ACC team twice, and the Yellow Jackets have had at least one player named to that team since it began in the 2010-11 season.

Tech's men's basketball team has recorded the highest Academic Progress Report scores the last five years since the NCAA began tracking academic performance in 2004-05. The Jackets scored a perfect team single year APR score of 1000 three straight years from 2011-13.

Basketball graduates

2012 - Derek Craig, Nick Foreman

2013 - Mfon Udofia, Pierre Jordan (Master's), Brandon Reed

2014 - Kammeon Holsey, Daniel Miller, Jason Morris

2015 - Robert Sampson

2016 - Marcus George-Hunt, Travis Jorgenson

2017 - Josh Heath, Corey Heyward, Kellen McCormick (Master's), Jodan Price (Master's), Rand Rowland, Quinton Stephens

2018 - Tadic Jackson, Ben Lammers (returning to complete degrees this summer)

2019 - Abdoulaye Gueye, Tadic, Jackson, Sylvester Ogbonda, Brandon Alston (Master's)

Four Tech Alumni on NBA Rosters

Since 1982, Georgia Tech has produced 19 first-round NBA draft picks and 44 draft picks overall. A total of 38 Georgia Tech alumni have played in the NBA.

Four former Georgia Tech basketball stars will be on NBA

rosters at the start of the 2019-20 season, including guard **Josh Okogie**, who was drafted 20th overall by the Minnesota Timberwolves in 2018 and will begin his second season with the team.

Iman Shumpert, an eight-year NBA veteran, played three full seasons in Cleveland after helping the Cavaliers win the NBA championship in 2016, and has been traded twice since, to Sacramento and then to Houston.

Thaddeus Young, a 12-year NBA veteran, finished three full seasons with the Indiana Pacers in 2019 after playing seven seasons in Philadelphia, one in Minnesota and two in Brooklyn. He signed with the Chicago Bulls during the off-season.

Derrick Favors emerged as a key figure in his nine seasons with the Utah Jazz, but became a free agent after the 2018-19 season and signed with the New Orleans Pelicans.

Welcome to The Hank

Georgia Tech is playing its seventh season in McCamish Pavilion, which was for all intents and purposes, brand new when it opened for the 2012-13 season. The only physical elements of McCamish Pavilion that remain from the venerable Alexander Memorial Coliseum are the roof and the 32 steel ribs that support it.

The capacity of McCamish Pavilion is 8,600, including 1,665 seats in the new balcony level and 6,935 seats in the lower seating bowl. There are no suites, but there is a club area that seats 500. Alexander Memorial Coliseum seated 9,191 spectators in its final configuration.

The most impressive features of McCamish Pavilion are its grand entrance, which fronts 10th and Fowler Streets, the ability for patrons to view the court from the main concourse all the way around, and the theatrical lighting system, which concentrates light on the court while leaving the seating areas dark, modeled after the Staples Center in Los Angeles and Madison Square Garden in New York.

Tech played 55 seasons in Alexander Memorial Coliseum, compiling a record of 556-194 (.741). Miami was the last team to play Tech in Alexander Memorial Coliseum, a game Tech won, and was the first ACC team to play in McCamish Pavilion on Jan. 5, which Miami won. For the 2011-12 season, Tech played its home games at Philips Arena and the Arena at Gwinnett.

Tech's NCAA Tournament History

Georgia Tech has played in the NCAA Tournament 16 times in its history. Fifteen of those appearances have occurred from 1985 to the present, 10 under head coach Bobby Cremins and five under Paul Hewitt.

Tech has a record of 23-16 in NCAA Tournament play, highlighted by its 2004 trip to the NCAA title game as well as a Final Four berth in 1990. The Yellow Jackets have reached the NCAA Sweet 16 seven times (1960, 1985, 1986, 1990, 1992, 1996, 2004).

The 2004 and 2005 appearances were the Yellow Jackets' first back-to-back appearances since Bobby Cremins led the Institute to the Big Dance nine straight years from 1985-93.

Georgia Tech has won at least one game in 11 of its 16 NCAA Tournament appearances.

Tech's ACC Tournament History

Georgia Tech has played in 40 ACC Tournaments, and has a 26-37 all-time record in the event. The Yellow Jackets have won three championships, in 1985 (Atlanta), 1990 (Charlotte) and 1993 (Charlotte).

Tech has been a runner-up four times (1986, 1996, 2005, 2010). The 1986, 1996 and 2010 runs to the finals occurred in Greensboro. Tech also made the finals in 2005 at the Verizon Center in Washington, D.C.

Tech was 0-2 in the ACC Tournament under coach Dwane Morrison, 15-16 under Bobby Cremins (including all three titles), 9-11 under Paul Hewitt (runner-up in 2005 and 2010), 2-5 under Brian Gregory, and 0-3 under Josh Pastner.

2019-20 Schedule/Results

| | | | |
|-----|-----------------------------------|--------------|-------------|
| Q20 | GEORGIA COLLEGE (exh) | ACCNX | 2 p.m. |
| Q27 | at Alabama (exh) | -- | 1 p.m. |
| N5 | at NC State | ACCN | 8:30 p.m. |
| N11 | ELON | ACCNX | 7:30 p.m. |
| N20 | at Georgia | SECN+ | 7 p.m. |
| N25 | ARKANSAS | ACCN | 7 p.m. |
| D1 | BETHUNE-COOKMAN | RSN | 6 p.m. |
| D4 | NEBRASKA+ | ESPNU | 7:15 p.m. |
| D7 | SYRACUSE | ACCN | tba |
| D14 | at Kentucky | ESPN | 5 p.m. |
| D18 | BALL STATE | RSN | 7 p.m. |
| D22 | Boise State# | ESPNU | 5 p.m. |
| D23 | Houston or Portland# | ESPN2/U | 4:30/7 p.m. |
| D25 | Final round# | ESPN2/U | tba |
| D31 | at Florida State | ESPN2/U | 12 p.m. |
| J4 | at North Carolina | ACCN | 6 p.m. |
| J8 | DUKE | ACCN | 9 p.m. |
| J11 | at Boston College | ACCN | 6 p.m. |
| J15 | NOTRE DAME | ACCN | 8:30 p.m. |
| J18 | VIRGINIA | ACCN | 8 p.m. |
| J22 | at Louisville | RSN | 7 p.m. |
| J25 | NC STATE | RSN | 4 p.m. |
| J28 | MOREHOUSE | ACCNX | 7:30 p.m. |
| F1 | at Notre Dame | RSN | 12 p.m. |
| F4 | VIRGINIA TECH | ESPN2/U/ACCN | 7 p.m. |
| F8 | at Pittsburgh | RSN | 2 p.m. |
| F12 | LOUISVILLE | ACCN | 8 p.m. |
| F19 | at Wake Forest | RSN | 7 p.m. |
| F22 | at Syracuse | RSN | 4 p.m. |
| F25 | CLEMSON | ESPN2/ACCN | 9 p.m. |
| F29 | MIAMI | ACCN | 6/8 p.m. |
| M4 | PITTSBURGH | RSN | 9 p.m. |
| M6 | at Clemson | ESPN2 | 7 p.m. |
| M10 | ACC Tournament (Greensboro, N.C.) | | |

*ACC Tournament, Greensboro, N.C.; +ACC-Big Ten Challenge;

#Diamond Head Classic, Honolulu, Hawaii

All times Eastern; home games in ALL CAPS

2020 NCAA Tournament

| Selection Sunday | March 15 |
|--------------------------------|---------------------|
| First Four | |
| March 17-18 | Dayton, Ohio |
| First and Second Rounds | |
| March 19 & 21 | Albany, N.Y. |
| March 19 & 21 | Spokane, Wash. |
| March 19 & 21 | St. Louis, Mo. |
| March 19 & 21 | Tampa, Fla. |
| March 20 & 22 | Cleveland, Ohio |
| March 20 & 22 | Greensboro, N.C. |
| March 20 & 22 | Omaha, Neb. |
| March 20 & 22 | Sacramento, Calif. |
| Regionals | |
| March 26 & 28 | Indianapolis, Ind. |
| March 26 & 28 | Los Angeles, Calif. |
| March 27 & 29 | Houston, Texas |
| March 27 & 29 | New York, N.Y. |
| Final Four | |
| April 4 & 6, 2020 | Atlanta, Ga. |
| Future Final Four Sites | |
| April 3 & 5, 2021 | Indianapolis, Ind. |
| April 2 & 4, 2022 | New Orleans, La. |
| April 1 & 3, 2023 | Houston, Texas |
| April 6 & 8, 2024 | Phoenix, Ariz. |
| April 5 & 7, 2025 | San Antonio, Texas |
| April 4 & 6, 2026 | Indianapolis, Ind. |

MCCAMISH PAVILION



The dawning of a new era in Yellow Jackets' basketball was marked by the opening of McCamish Pavilion in November of 2012.

Occupying the same footprint on the corner of 10th and Fowler Streets as the historic Alexander Memorial Coliseum, which hosted Tech basketball games for 55 years and saw the Yellow Jackets post a record of 556-194, McCamish Pavilion opened its doors Nov. 9, 2012 when the Tech men hosted Tulane.

McCamish Pavilion has drawn raves from friend and foe alike, from its state-of-the-art audio-visual technology to the cozy and intimate, but loud atmosphere.

The arena is named for the late Hank McCamish, a long-time insurance executive in the Atlanta area whose family provided the lead gift for the \$50 million facility. The arena footprint expanded approximately 30,000 square feet over that of Alexander Memorial Coliseum, and the former circular seating bowl was demolished and replaced with a rectangular bowl along with an upper deck.

The most obvious difference is that the walls separating the concourse and the bowl were removed, meaning that the floor is visible from almost every point in the concourse. The familiar domed roof and the 32 steel support beams remain, but the McCamish interior looks nothing like the old Thrillerdome.

Ground was broken for the construction of Tech's new on-campus arena on May 5, 2011, and 18 months later, the Yellow Jackets had a state-of-the-art building with 8,600 seats and a luxurious club area, which provides a cozy view of the court. The lower level seating bowl has 6,935 seats, and the new balcony level seating has 1,665 seats.

Spectators can view the game as they walk to and from concessions and rest rooms, which are all located on the outside of the concourse. The balcony level seating has its own concourses with rest rooms and concessions.

The building features a center-hung scoreboard, with video screens on four sides and a circular message board

underneath. The balcony level facing has a 360-degree ribbon board for messaging and graphics.

The lighting system, similar to those at Madison Square Garden and Staples Center in Los Angeles, will illuminate the court while leaving the stands darkened, creating a theatre-like feel to games.

Nearly the entire structure was built new, with the one notable exception being the familiar dome of Alexander Memorial Coliseum and its 32 steel ribs, which stayed in place and provided the skeleton for the new structure. A new roof was installed, and the ribs and the ceiling were re-painted. Around the concourses, pieces of the former AMC court were inlaid into the ribs.

A courtyard was created outside the West entrance to honor William Alexander, the legendary Tech football coach and director of athletics who led the drive to build Alexander Memorial Coliseum in the 1950s.

The court remains named for legendary basketball coach Bobby Cremins, who led the Tech men's team from 1981-2000 and compiled a record of 354-237 with three Atlantic Coast Conference championships and 10 NCAA Tournament appearances in 19 seasons.

The grand entrance to McCamish Pavilion, which faces the corner of 10th and Fowler Streets, includes graphics presentations recognizing Tech's retired jerseys of Roger Kaiser, Rich Yunkus, Mark Price, John Salley, Tom Hammonds and Matt Harpring, as well as coaches Whack Hyder and Cremins, and longtime radio announcer Al Ciraldo. Tech's NCAA Final Four teams of 1990 and 2004 are also recognized in the main entrance.

McCamish Pavilion was the first project in what became a major transformation of the Fowler Street entrance to the Georgia Tech campus, including the Yellow Jackets' new tennis facility, the Ken Byers Tennis Complex, which opened in January of 2013, the Shirley Mewborn Softball Field and the John and Mary Brock Indoor Football Facility.

Just the Facts

Name: McCamish Pavilion (mc-CAME-ish), named for Atlanta insurance executive Hank McCamish who gave the lead gift for the facility

Capacity: 8,600 (6935 court level, 1665 balcony level)

Cost: \$50 million

Contractor: Whiting-Turner

Architect: Populous

Cremins Court: the court remains named for the former Tech head coach

Alexander Courtyard: located at the Fowler Street entrance, honors the former Tech director of athletics and the history of the former Tech home arena named for him

Grand entrance: 10th and Fowler Streets, foyer includes graphic representations of retired jerseys and Tech's two Final Four appearances

Other entrances: West entrance off Fowler Street (students and media), East entrance from main arena parking (for club patrons)

Features: center-hung scoreboard and video boards, mezzanine fascia ribbon boards, theatrical lighting, primarily chairback seating, club area

Groundbreaking: May 5, 2011

Opening: October, 2012

First public event: Oct. 21, Jacket Jam (men's and women's scrimmages plus other activities)

First men's game: Nov. 9, 2012 vs. Tulane

First women's game: Nov. 11, 2012 vs. Tennessee

Other Highlights

- 2,500 cubic yards of concrete removed
- 3,000 cubic yards of concrete installed
- 500 tons of new steel installed
- Over 1 mile of new railing installed
- 20,000 gallons of paint used
- 2,000 feet of new mechanical piping
- 2,500 feet of new ductwork
- \$4M in new audio-visual and scoreboards
- 50 TV's throughout the concourse and Callaway Club
- Farthest distance material has traveled to get on site: 4,835 miles
- Shortest distance material has traveled to get on site: 1 mile
- Number of Tech alumni involved in the project: Over 100
- Number of days construction will take: 520
- Number of 1950's old style Coke bottles found while installing the underground foundations: 11
- Number of new staircases: 13
- Number of new sports lights for the competition floor: Over 300
- 270-degree court view from concourse

Designed by the renowned architectural firm Populous and built under the direction of Whiting-Turner Contracting Company, the arena already has been recognized by the American Institute of Architects of Atlanta for its significant architectural impact on the city's landscape along with such structures as the Sovereign building, TWELVE Centennial Park Tower I, The Atlantic, Loews Midtown, the Atlanta Botanical Garden Hardin Visitor Center, the Georgia Tech Human Research Building rehabilitation, the Martin Luther King, Jr., Federal Building and the Ray Charles Performing Arts Center.

The Atlanta Business Chronicle noted, "The McCamish Pavilion renovation is an example of a project that respects the history of a structure, while making it more functional now and for the future."

"This renovation expands the arena while preserving the character of the original design by a significant Atlanta architect," said Jay Silverman, senior associate of Lord, Aeck & Sargent, Inc., and president of the American Institute of Architects of Atlanta. "It also responds to the character of a growing Georgia Tech campus."

ZELNAK CENTER / LUCK BUILDING



With an eye toward helping Georgia Tech's basketball teams with their practice scheduling and provide better resources for skill development, the Yellow Jackets utilized a former parking area to build a 20,000-square-foot basketball practice facility called the Zelnak Center.

Ground was broken for the facility in April of 2009, and the building opened in October of that year.

Spurred by a lead gift from Steve and Judy Zelnak, the facility was built at a cost of \$5 million and was built in a span of six months and opened in time for the beginning of pre-season practice in October of 2009. Zelnak is chairman, president and chief executive officer of Martin Marietta Materials in Raleigh, N.C., and a current member of the Georgia Tech Advisory Board.

The Zelnak Center is connected to the southeast side of the McCamish Pavilion and includes floor space the size of one and a half basketball courts with eight baskets, a 24-seat theater for video instruction and the 2,500-square-foot Robert A. Ancien Strength and Conditioning Center. Heery International was the architect for the project, and Gay Construction Company of Atlanta was the contractor.

The James K. Luck Building, which opened in 1987, is a two-story complex located adjacent to McCamish Pavilion and houses the Yellow Jackets' locker room, a fueling station and game room and the NBA Lounge reception area.

The locker room underwent a major renovation in 2017, and what formerly served as a weight room for the Yellow Jackets was converted into a game room complete with flat screen televisions, table tennis and billiards, as well as a fueling station for the student-athletes.

Tech's Class of 1961 raised the money and led the effort to build the \$1 million annex in celebration of its 25th anniversary.

The building is named for Jim Luck, the late Tech assistant director of athletics who spearheaded construction of the facility. Luck, a Tech graduate and a member of the Institute's Sports Hall of Fame, served as an assistant football coach for 22 years and head baseball coach for 20 years before moving into administration.

STUDENT-ATHLETES & STAFF

| | |
|--|--------------|
| Jose Alvarado | 12 |
| James Banks | 14 |
| Evan Cole | 16 |
| Michael Devoe | 18 |
| Shaheed Medlock | 19 |
| Khalid Moore | 20 |
| Bubba Parham | 21 |
| Shembari Phillips | 22 |
| Malachi Rice | 24 |
| Kristian Sjolund | 25 |
| Moses Wright | 26 |
| Jordan Usher | 28 |
| Newcomers | 29 |
| Head coach Josh Pastner | 30-33 |
| Associate Head Coach Eric Reveno | 34 |
| Assistant coaches Swartz/Wilkins | 35 |
| Support Staff | 35-37 |
| Director of Athletics Todd Stansbury | 38 |
| Institute President - Dr. Angel Cabrera | 39 |
| Faculty Athletics Representative - Dr. Charles L. Isbell, Jr. | 39 |
| Athletic Administration | 38-39 |
| In Memoriam: Dr. Aaron King | 40 |

STUDENT-ATHLETE PROFILES


JOSE ALVARADO

10

Guard • 6-0 • 179 • Junior • Brooklyn, N.Y. • Christ the King HS

General

Tough, gritty, high motor point guard who has been an ironman and floor general for the Yellow Jackets ... Returned from a season-ending injury as a freshman to lead the team in scoring, assists and steals as a sophomore ... Has started all but one game he has been available to play in his first two seasons (missed eight due to injury) ... Has 36 career double-figure scoring games (16 as a freshman, 20 as a sophomore) ... Has topped 20 points 10 times ... Rarely leaves the floor unless he has foul trouble or is injured, has played the entire 40 minutes (45 in one overtime game) 13 times in his career ... Three-star prospect out of high school who was ranked the No. 9 player in the state of New York and No. 33 in the nation at his position by ESPN ... Follows a pair of legendary New York point guards into the Tech program -- Kenny Anderson (1989-91) and Stephon Marbury (1995-96) ... Began playing basketball at age 9 ... Enjoys listening to music ... Enrolled in the literature, media and communications program at Tech.



2018-19

Led Tech in scoring (12.5 ppg), assists (3.4 pg) and steals (1.8 pg) ... Averaged team-high 12.5 ppg, 3.9 rpg, 3.6 apg, 1.8 steals in ACC games ... Last six regular-season games, averaged 18.3 points, leading the Jackets in five of those games - 17 points vs. Florida State, a career-high 29 vs. Pittsburgh, 20 at Miami, 12 at Virginia, 21 vs. Boston College, and 11 at NC State ... Converted 37-of-75 field goals (49.3 pct.), 12-of-30 from three-point range (40 pct.), 24-of-32 from the free throw line (75 pct.), adding 29 rebounds, 24 assists and 12 steals ... In previous six games: 24 points, 10-of-59 FG, 3-for-26 from 3-point range, attempted just two free throws ... Committed just four turnovers in 160 minutes in last four games ... Averaged 15.6 points over Tech's first six ACC games (he missed Louisville game with a groin injury) ... Shot 44.7 percent from the floor, 11-of-24 (44 pct.) from three-point range, and 25-of-31 (80.6 pct.) from the foul line ... Averaged 36.2 minutes in ACC games (6th in the conference), played full 40 minutes against Notre Dame (2nd meeting), Pitt, Miami and NC State ... Had five complete games on the season ... Double figures in 20 games, including 24 at Northwestern, 20 at Arkansas, 20 vs. Virginia Tech, 21 vs. Boston College.

2017-18

Had started every game as Tech's primary point guard, ranking fourth in the ACC at 39.2 minutes per game in conference play prior to his injury ... Ranked fourth among freshmen nationwide in overall minutes per game (35.9) and percentage of minutes played (89.3) ... Logged eight complete games (seven in ACC play), including all 45 minutes in Tech's OT loss at Boston College ... Ranked fourth in the ACC in steals (1.8 per game), No. 1 among freshmen at time of injury ... Had team-high 3.1 assists per game ... Third on Tech's scoring chart at 12.1 points per game, 10.2 per game against the ACC ... Ranked fifth among ACC freshmen in scoring, fourth in assists ... Eleven double-figure games in the last 16, 16 altogether as a freshman ... Averaged 13.2 ppg in last six games (27-61 FG, 14-31 on threes) prior to Duke ... Topped 20 points four times (22 vs. Grambling State, 23 vs. Wright State, 23 vs. Yale, 23 at Florida State) ... Shot the ball well from three-point range (37 pct.), knocking down four threes in a game four times, including at North Carolina and Florida State ... Excellent at the foul line (80.2 percent on 81 attempts, third on the team in both) ... Snared season high of seven rebounds three times

High School

Named New York City Catholic League player of the year as a junior in 2015-16, led Christ the King, the No. 19 team in the nation entering the 2016-17 season, to the New York City title twice ... Averaged 17 points and 6.5 assists per game as a junior ... Posted the first quadruple-double in school history (18 points, 10 rebounds, 10 assists, 10 steals) ... Led his AAU team, the New York Rens, to the Peach Jam quarterfinals in the summer of 2016, averaging 11 points and five assists.



CAREER STATISTICS

| Year | GP | GS | MP | Avg | FG | FGA | Pct | 3FG | 3FGA | Pct | FT | FTA | Pct. | Off | Def | Tot | Avg | PF | FO | Ast | TO | Blk | Stl | Pts | Avg |
|--------------|-----------|-----------|-------------|-------------|------------|------------|-------------|-----------|------------|-------------|------------|------------|-------------|-----------|------------|------------|------------|------------|----------|------------|------------|----------|-----------|------------|-------------|
| 2017-18 | 25 | 25 | 874 | 35.0 | 99 | 221 | .448 | 40 | 108 | .370 | 65 | 81 | .802 | 15 | 78 | 93 | 3.7 | 60 | 1 | 77 | 59 | 2 | 43 | 303 | 12.1 |
| 2018-19 | 31 | 30 | 1062 | 34.3 | 132 | 337 | .392 | 44 | 154 | .286 | 78 | 105 | .743 | 21 | 99 | 120 | 3.9 | 79 | 2 | 105 | 64 | 3 | 56 | 386 | 12.5 |
| TOTAL | 56 | 55 | 1936 | 34.6 | 231 | 558 | .414 | 84 | 262 | .321 | 143 | 186 | .769 | 36 | 177 | 213 | 3.8 | 139 | 3 | 182 | 123 | 5 | 99 | 689 | 12.3 |

CAREER STATISTICS - ACC GAMES

| Year | GP | GS | MP | Avg | FG | FGA | Pct | 3FG | 3FGA | Pct | FT | FTA | Pct. | Off | Def | Tot | Avg | PF | FO | Ast | TO | Blk | Stl | Pts | Avg |
|--------------|-----------|-----------|-------------|-------------|------------|------------|-------------|-----------|------------|-------------|-----------|-----------|-------------|-----------|-----------|-----------|------------|-----------|----------|-----------|-----------|----------|-----------|------------|-------------|
| 2017-18 | 12 | 12 | 444 | 37.0 | 42 | 99 | .424 | 20 | 51 | .392 | 18 | 26 | .692 | 3 | 29 | 32 | 2.7 | 27 | 1 | 32 | 35 | 2 | 19 | 122 | 10.2 |
| 2018-19 | 17 | 17 | 616 | 36.2 | 68 | 181 | .376 | 26 | 81 | .321 | 50 | 65 | .769 | 14 | 53 | 67 | 3.9 | 43 | 1 | 61 | 33 | 1 | 31 | 212 | 12.5 |
| TOTAL | 29 | 29 | 1060 | 36.6 | 110 | 280 | .393 | 46 | 132 | .348 | 68 | 91 | .747 | 17 | 82 | 99 | 3.4 | 70 | 2 | 93 | 68 | 3 | 50 | 334 | 11.5 |

STUDENT-ATHLETE PROFILES

CAREER HIGHS

Points: 29, Pittsburgh -- 2/20/19

Rebounds: 9, at Arkansas -- 12/19/18

Assists: 7, Wake Forest -- 1/5/19; Florida A&M -- 12/17/17

Steals: 4, 5 times

Blocks: 1, East Carolina -- 11/16/18; at Northwestern -- 11/28/18; Pittsburgh -- 2/20/19

FG made: 9, at Arkansas -- 12/19/18; Pittsburgh -- 2/20/19

FG attempts: 20, Georgia -- 12/22/18

3FG made: 4, 6 times

3FG attempts: 10, Grambling State -- 12/1/17

FT made: 9, Pittsburgh -- 2/20/19

FT attempts: 10, 4 times

Minutes: 45 (ot), at Boston College -- 2/4/18; 40 (regulation), 12 times

CAREER ACC HIGHS

Points: 29 [t-41st], Pittsburgh -- 2/20/19

Rebounds: 8, at Duke -- 1/26/19

Assists: 7, Wake Forest -- 1/5/19

Steals: 4 [t-30th], North Carolina -- 1/29/19; Syracuse -- 1/31/18

Blocks: 2, Miami -- 1/3/18

FG made: 9, Pittsburgh -- 2/20/19

FG attempts: 18, at Florida State -- 01/24/18; at Florida State -- 1/24/18

3FG made: 4, 4 times

3FG attempts: 9, at Florida State -- 01/24/18; at Florida State -- 1/24/18

FT made: 9 [t-34th], Pittsburgh -- 2/20/19

FT attempts: 10, Pittsburgh -- 2/20/19; Boston College -- 3/3/19

Minutes: 45 (ot), at Boston College -- 2/4/18; 40 (regulation), 7 times

ALVARADO GAME-BY-GAME STATISTICS

| 2018-19 | Date | GS | Min | FG | FGA | Pct | 3FG | FGA | Pct | FT | FAT | Pct | OR | DR | Tot | Avg | PFFO | A | TO | Blk | Stl | Pts | Avg | |
|-------------------|----------|-----|-----|----|-----|-----|-----|-----|-----|----|--------|-----|----|----|-----|-----|------|---|----|-----|-----|-----|------|------|
| vs UCLA | 11/11/17 | * | 28 | 4 | 8 | 500 | 2 | 5 | 400 | 2 | 21.000 | 1 | 6 | 7 | 7.0 | 3 | 0 | 3 | 0 | 0 | 2 | 12 | 12.0 | |
| BETHUNE-COOKMAN | 11/19/17 | * | 39 | 5 | 11 | 455 | 0 | 3 | 000 | 8 | 10 | 800 | 2 | 4 | 6 | 6.5 | 3 | 0 | 5 | 3 | 0 | 1 | 18 | 15.0 |
| UTRGV | 11/22/17 | * | 28 | 4 | 6 | 667 | 0 | 2 | 000 | 0 | 1 | 000 | 0 | 3 | 3 | 5.3 | 4 | 0 | 6 | 3 | 0 | 2 | 8 | 12.7 |
| NORTH TEXAS | 11/24/17 | * | 39 | 7 | 9 | 778 | 2 | 4 | 500 | 3 | 31.000 | 0 | 7 | 7 | 5.8 | 2 | 0 | 4 | 1 | 0 | 3 | 19 | 14.3 | |
| NORTHWESTERN | 11/28/17 | * | 35 | 3 | 10 | 300 | 1 | 5 | 200 | 2 | 3 | 667 | 0 | 3 | 3 | 5.2 | 1 | 0 | 4 | 2 | 0 | 1 | 9 | 13.2 |
| GRAMBLING STATE | 12/1/17 | * | 30 | 6 | 12 | 500 | 4 | 10 | 400 | 6 | 7 | 857 | 0 | 1 | 1 | 4.5 | 3 | 0 | 4 | 1 | 0 | 3 | 22 | 14.7 |
| TENNESSEE | 12/3/17 | * | 35 | 4 | 15 | 267 | 3 | 6 | 500 | 3 | 4 | 750 | 3 | 4 | 7 | 4.9 | 4 | 0 | 1 | 2 | 0 | 2 | 14 | 14.6 |
| at Wofford | 12/06/17 | * | 40 | 3 | 7 | 429 | 3 | 4 | 750 | 0 | 0 | 000 | 1 | 5 | 6 | 5.0 | 3 | 0 | 2 | 4 | 0 | 1 | 9 | 13.9 |
| FLORIDA A&M | 12/17/17 | * | 26 | 0 | 4 | 000 | 0 | 1 | 000 | 4 | 41.000 | 0 | 5 | 5 | 5.0 | 3 | 0 | 7 | 1 | 0 | 3 | 4 | 12.8 | |
| at Georgia | 12/19/17 | * | 33 | 5 | 9 | 556 | 0 | 4 | 000 | 2 | 21.000 | 1 | 2 | 3 | 4.8 | 3 | 0 | 2 | 3 | 0 | 3 | 12 | 12.7 | |
| WRIGHT STATE | 12/22/17 | * | 37 | 7 | 14 | 500 | 1 | 5 | 200 | 8 | 10 | 800 | 2 | 2 | 4 | 4.7 | 3 | 0 | 3 | 3 | 0 | 2 | 23 | 13.6 |
| COPPIN STATE | 12/27/17 | * | 22 | 3 | 5 | 600 | 0 | 1 | 000 | 2 | 21.000 | 0 | 3 | 3 | 4.6 | 0 | 0 | 0 | 1 | 0 | 1 | 0 | 8 | 13.2 |
| at Notre Dame | 12/30/17 | * | 40 | 4 | 8 | 500 | 2 | 6 | 333 | 1 | 2 | 500 | 0 | 1 | 1 | 4.3 | 0 | 0 | 1 | 1 | 0 | 1 | 11 | 13.0 |
| MIAMI | 1/3/18 | * | 39 | 5 | 9 | 556 | 0 | 1 | 000 | 2 | 21.000 | 0 | 3 | 3 | 4.2 | 3 | 0 | 0 | 7 | 2 | 2 | 2 | 12 | 12.9 |
| YALE | 1/6/18 | * | 38 | 6 | 12 | 500 | 4 | 7 | 571 | 7 | 71.000 | 2 | 4 | 6 | 4.3 | 1 | 0 | 4 | 0 | 0 | 0 | 23 | 13.6 | |
| NOTRE DAME | 1/10/18 | * | 40 | 2 | 6 | 333 | 1 | 4 | 250 | 1 | 11.000 | 0 | 2 | 2 | 4.2 | 1 | 0 | 4 | 0 | 0 | 1 | 6 | 13.1 | |
| at Pittsburgh | 1/13/18 | * | 35 | 3 | 7 | 429 | 2 | 6 | 333 | 2 | 3 | 667 | 0 | 3 | 3 | 4.1 | 2 | 0 | 1 | 0 | 0 | 1 | 10 | 12.9 |
| VIRGINIA | 1/18/18 | * | 40 | 1 | 7 | 143 | 1 | 2 | 500 | 1 | 2 | 500 | 1 | 5 | 6 | 4.2 | 1 | 0 | 5 | 3 | 0 | 3 | 4 | 12.4 |
| at North Carolina | 1/20/18 | * | 37 | 6 | 11 | 545 | 4 | 7 | 571 | 1 | 2 | 500 | 1 | 2 | 3 | 4.2 | 5 | 1 | 2 | 3 | 0 | 0 | 17 | 12.7 |
| at Florida State | 1/24/18 | * | 36 | 8 | 18 | 444 | 4 | 9 | 444 | 3 | 5 | 600 | 0 | 1 | 1 | 4.0 | 4 | 0 | 1 | 4 | 0 | 2 | 23 | 13.2 |
| CLEMSON | 1/28/18 | * | 40 | 3 | 6 | 500 | 1 | 2 | 500 | 4 | 5 | 800 | 0 | 3 | 3 | 4.0 | 1 | 0 | 5 | 2 | 0 | 2 | 11 | 13.1 |
| SYRACUSE | 1/31/18 | * | 40 | 1 | 8 | 125 | 1 | 4 | 250 | 2 | 3 | 667 | 0 | 4 | 4 | 4.0 | 3 | 0 | 5 | 1 | 0 | 4 | 5 | 12.7 |
| at Boston College | 2/4/18 | * | 45 | 5 | 12 | 417 | 2 | 6 | 333 | 0 | 0 | 000 | 0 | 2 | 2 | 3.9 | 4 | 0 | 4 | 4 | 0 | 3 | 12 | 12.7 |
| at Louisville | 2/8/18 | * | 40 | 4 | 6 | 667 | 2 | 3 | 667 | 1 | 11.000 | 1 | 3 | 4 | 3.9 | 1 | 0 | 4 | 3 | 0 | 0 | 11 | 12.6 | |
| DUKE | 2/11/18 | * | 12 | 0 | 1 | 000 | 0 | 1 | 000 | 0 | 0 | 000 | 0 | 0 | 0 | 3.7 | 2 | 0 | 0 | 3 | 0 | 0 | 0 | 12.1 |
| at Wake Forest | 2/14/18 | DNP | | | | | | | | | | | | | | | | | | | | | | |
| VIRGINIA TECH | 2/17/18 | DNP | | | | | | | | | | | | | | | | | | | | | | |
| at Virginia | 2/21/18 | DNP | | | | | | | | | | | | | | | | | | | | | | |
| at Clemson | 2/24/18 | DNP | | | | | | | | | | | | | | | | | | | | | | |
| NC STATE | 3/1/18 | DNP | | | | | | | | | | | | | | | | | | | | | | |
| WAKE FOREST | 3/3/18 | DNP | | | | | | | | | | | | | | | | | | | | | | |
| vs Boston College | 3/6/18 | DNP | | | | | | | | | | | | | | | | | | | | | | |
| Totals | | 25 | 874 | 99 | 221 | 448 | 40 | 108 | 370 | 65 | 81 | 802 | 15 | 78 | 93 | 3.7 | 60 | 1 | 77 | 59 | 2 | 43 | 303 | 12.1 |

| 2018-19 | Date | GS | Min | FG FGA | Pct | 3FG FGA | Pct | FT FTA | Pct | OR | DR | Tot | Avg | PFFO | A | TO | Blk | Stl | Pts | Avg | | | | | |
|------------------|----------|-----|-----|--------|-----|---------|-----|--------|-----|-----|----|-------|-----|------|----|-----|-----|-----|-----|-----|----|---|----|------|------|
| LAMAR | 11/9/18 | * | 34 | 6 | 12 | 500 | 2 | 7 | 286 | 0 | 0 | 0 000 | 1 | 2 | 3 | 3.0 | 3 | 0 | 5 | 3 | 0 | 2 | 14 | 14.0 | |
| at Tennessee | 11/13/18 | * | 30 | 3 | 11 | 273 | 2 | 6 | 333 | 0 | 0 | 0 000 | 0 | 1 | 1 | 2.0 | 5 | 1 | 1 | 1 | 0 | 0 | 8 | 11.0 | |
| EAST CAROLINA | 11/16/18 | * | 27 | 4 | 7 | 571 | 1 | 3 | 333 | 0 | 0 | 0 000 | 1 | 3 | 4 | 2.7 | 1 | 0 | 6 | 3 | 1 | 3 | 9 | 10.3 | |
| UTRGV | 11/21/18 | * | 19 | 3 | 8 | 375 | 3 | 6 | 500 | 3 | 6 | 500 | 0 | 3 | 3 | 2.8 | 3 | 0 | 3 | 1 | 0 | 2 | 12 | 10.8 | |
| PRAIRIE VIEW | 11/23/18 | * | 36 | 6 | 11 | 545 | 1 | 5 | 200 | 2 | 3 | 667 | 1 | 2 | 3 | 2.8 | 2 | 0 | 6 | 1 | 0 | 4 | 15 | 11.6 | |
| at Northwestern | 11/28/18 | * | 34 | 7 | 15 | 467 | 2 | 5 | 400 | 8 | 9 | 889 | 2 | 1 | 3 | 2.8 | 3 | 0 | 0 | 4 | 1 | 2 | 24 | 13.7 | |
| vs St. John's | 12/1/18 | * | 38 | 5 | 15 | 333 | 0 | 6 | 000 | 7 | 8 | 875 | 0 | 3 | 3 | 2.9 | 4 | 0 | 4 | 2 | 0 | 1 | 17 | 14.1 | |
| FLORIDA A&M | 12/9/18 | * | 20 | 2 | 5 | 400 | 0 | 2 | 000 | 0 | 0 | 0 000 | 0 | 2 | 2 | 2.8 | 2 | 0 | 1 | 2 | 0 | 1 | 4 | 12.9 | |
| GARDNER-WEBB | 12/17/18 | * | 40 | 8 | 16 | 500 | 2 | 9 | 222 | 1 | 11 | 000 | 0 | 3 | 3 | 2.8 | 4 | 0 | 1 | 2 | 0 | 1 | 19 | 13.6 | |
| at Arkansas | 12/19/18 | * | 40 | 9 | 15 | 600 | 2 | 5 | 400 | 0 | 1 | 0 000 | 0 | 9 | 9 | 3.4 | 1 | 0 | 1 | 4 | 0 | 2 | 20 | 14.2 | |
| GEORGIA | 12/22/18 | * | 40 | 3 | 20 | 150 | 0 | 6 | 000 | 5 | 7 | 714 | 2 | 6 | 8 | 3.8 | 3 | 0 | 5 | 4 | 0 | 4 | 11 | 13.9 | |
| KENNESAW STATE | 12/28/18 | * | 23 | 4 | 7 | 571 | 2 | 5 | 400 | 0 | 0 | 0 000 | 0 | 3 | 3 | 3.8 | 1 | 0 | 2 | 1 | 0 | 2 | 10 | 13.6 | |
| USC UPSTATE | 1/2/19 | * | 26 | 3 | 6 | 500 | 0 | 2 | 000 | 2 | 3 | 667 | 0 | 5 | 5 | 3.8 | 0 | 0 | 4 | 2 | 0 | 0 | 8 | 13.2 | |
| WAKE FOREST | 1/5/19 | * | 37 | 3 | 9 | 333 | 1 | 6 | 167 | 6 | 61 | 000 | 0 | 4 | 4 | 3.9 | 2 | 0 | 7 | 0 | 0 | 2 | 13 | 13.1 | |
| VIRGINIA TECH | 1/9/19 | * | 39 | 6 | 11 | 545 | 3 | 5 | 600 | 5 | 8 | 625 | 0 | 1 | 1 | 3.7 | 4 | 0 | 4 | 4 | 0 | 2 | 20 | 13.6 | |
| at Syracuse | 1/12/19 | * | 38 | 5 | 6 | 833 | 3 | 31 | 000 | 6 | 7 | 857 | 0 | 3 | 3 | 3.6 | 2 | 0 | 2 | 4 | 0 | 3 | 19 | 13.9 | |
| at Clemson | 1/16/19 | * | 35 | 3 | 9 | 333 | 2 | 4 | 500 | 2 | 4 | 500 | 0 | 5 | 5 | 3.7 | 3 | 0 | 3 | 2 | 0 | 0 | 10 | 13.7 | |
| LOUISVILLE | 1/19/19 | DNP | | | | | | | | | | | | | | | | | | | | | | | |
| NOTRE DAME | 1/22/19 | * | 38 | 4 | 12 | 333 | 2 | 7 | 286 | 6 | 61 | 000 | 0 | 3 | 3 | 3.7 | 1 | 0 | 2 | 4 | 0 | 3 | 16 | 13.8 | |
| at Duke | 1/26/19 | * | 39 | 3 | 10 | 300 | 0 | 3 | 000 | 1 | 2 | 500 | 2 | 5 | 7 | 3.8 | 3 | 0 | 6 | 5 | 0 | 1 | 7 | 13.5 | |
| NORTH CAROLINA | 1/29/19 | * | 28 | 2 | 9 | 222 | 1 | 4 | 250 | 0 | 0 | 0 000 | 1 | 4 | 5 | 3.9 | 0 | 0 | 5 | 3 | 0 | 4 | 5 | 13.1 | |
| at Florida State | 2/2/19 | * | 24 | 0 | 10 | 000 | 0 | 5 | 000 | 0 | 0 | 0 000 | 0 | 3 | 3 | 3.9 | 5 | 1 | 2 | 1 | 0 | 0 | 0 | 12.4 | |
| CLEMSON | 2/6/19 | * | 28 | 1 | 10 | 100 | 1 | 2 | 500 | 0 | 0 | 0 000 | 2 | 2 | 4 | 3.9 | 1 | 0 | 4 | 2 | 0 | 2 | 3 | 12.0 | |
| at Notre Dame | 02/10/19 | * | 40 | 2 | 10 | 200 | 1 | 6 | 167 | 0 | 0 | 0 000 | 1 | 1 | 2 | 3.8 | 2 | 0 | 1 | 0 | 0 | 2 | 5 | 11.7 | |
| at Virginia Tech | 2/13/19 | * | 31 | 2 | 10 | 200 | 0 | 6 | 000 | 0 | 0 | 0 000 | 0 | 1 | 1 | 3.7 | 2 | 0 | 1 | 0 | 0 | 0 | 4 | 11.4 | |
| FLORIDA STATE | 2/16/19 | * | 38 | 6 | 11 | 545 | 3 | 7 | 429 | 2 | 21 | 000 | 1 | 4 | 5 | 3.7 | 2 | 0 | 3 | 2 | 0 | 2 | 17 | 11.6 | |
| PITTSBURGH | 2/20/19 | * | 40 | 9 | 13 | 692 | 2 | 5 | 400 | 9 | 10 | 900 | 2 | 4 | 6 | 3.8 | 2 | 0 | 5 | 1 | 1 | 2 | 29 | 12.3 | |
| at Miami | 2/23/19 | * | 40 | 6 | 14 | 429 | 2 | 6 | 333 | 6 | 9 | 667 | 2 | 5 | 7 | 3.9 | 4 | 0 | 4 | 2 | 0 | 2 | 20 | 12.6 | |
| at Virginia | 2/27/19 | * | 37 | 5 | 11 | 455 | 2 | 4 | 500 | 0 | 0 | 0 000 | 0 | 0 | 0 | 3.8 | 3 | 0 | 4 | 0 | 0 | 1 | 12 | 12.5 | |
| BOSTON COLLEGE | 3/3/19 | * | 44 | 6 | 14 | 429 | 3 | 6 | 500 | 6 | 10 | 600 | 3 | 2 | 5 | 3.8 | 4 | 0 | 4 | 1 | 0 | 2 | 21 | 12.8 | |
| at NC State | 3/6/19 | * | 40 | 5 | 12 | 417 | 0 | 2 | 000 | 1 | 11 | 000 | 0 | 6 | 6 | 3.9 | 3 | 0 | 4 | 2 | 0 | 3 | 13 | 12.8 | |
| vs Notre Dame | 3/12/19 | * | 30 | 1 | 8 | 125 | 1 | 6 | 167 | 0 | 2 | 0 000 | 0 | 3 | 3 | 3.9 | 4 | 0 | 5 | 1 | 0 | 1 | 3 | 12.5 | |
| Totals | 3/19/19 | | 310 | 162 | 132 | 337 | 392 | 44 | 154 | 286 | 78 | 105 | 743 | 21 | 99 | 120 | 39 | 79 | 2 | 105 | 64 | 3 | 56 | 386 | 12.5 |

STUDENT-ATHLETE PROFILES

JAMES BANKS III

1

Center • 6-10 • 250 • Senior • Decatur, Ga. • La Lumiere School (LaPorte, Ind.)/Texas

General

Imposing physical presence in the middle, proved to be an excellent rim protector and rebounder for the Jackets ... Has a wingspan of 7 feet, 5.35 inches and a standing reach of 9 feet, 3.5 inches ... Joined the Georgia Tech program in the summer of 2018 after playing two seasons at Texas ... Received approval from the NCAA on November 13 granting him immediate eligibility ... In 46 total games at Texas, Banks averaged 1.7 points, 2.3 rebounds and 1.1 blocks in 10.7 minutes per game, and surpassed all of his statistical totals in just 23 games last season at Georgia Tech ... Wore No. 00 as a sophomore for Texas, No. 4 as a freshman ... Studying history, technology and society at Tech.



International Basketball

In the summer of his freshman season, teamed with former UT teammates Jarrett Allen, Mohamed Bamba and Matt Coleman along with coach Shaka Smart to lead Team USA to a gold medal at the 2016 FIBA Americas U18 Championship in Valdivia, Chile ... Played in four of the five games in the tourney and led Team USA in blocks (7) and ranked sixth on the team in rebounding (4.5 rpg) while playing 9.8 minutes per game.

High School

Attended La Lumiere School in La Porte, Ind. (head coach Shane Heirman) ... Ranked as the No. 49 overall prospect in the nation by Scout, No. 57 by ESPN and No. 83 by Rivals following his senior year ... Led the Lakers to a 27-4 overall mark during his senior season ... Helped La Lumiere to the championship game at the 2016 Dick's Sporting Goods High School Nationals in New York City ... Averaged 23 points and 14 rebounds per game in his junior season while playing at Mount Vernon Presbyterian School (Atlanta, Ga.).

2018-19 (Georgia Tech)

One of the nation's top rim protectors on one of the nation's best defensive teams ... Ranked 10th nationally in blocked shots (2.52 per game) and led the ACC in all games in conference games only (2.56) ... 31 blocks in his last 10 games, more than a third of his season total ... Finished with 78 total blocks, same total as Ben Lammers accumulated as a senior ... Enabled Tech to rank No. 15 nationally in effective field goal percentage defense and No. 13 in three-point defense, No. 37 in overall defensive efficiency ... Received the most extensive playing time of his career (30.3 minutes per game, 32.8 mpg vs. ACC) ... Started Tech's last 25 games, moving into the lineup Dec. 1 vs. St. John's (game 6) ... Finished regular season strong, averaging 15.0 ppg and 9.0 rebounds in Tech's final four games (11 and 7 at Virginia, 18 and 9 vs. Boston College, 19 and 9 at NC State, 12/11 vs. Notre Dame), while converting 26-of-35 shots from the floor and 8-of-11 from the free throw line ... Tech's No. 2 scorer in ACC games (11.4 ppg) and overall (10.5 ppg) ... Converted 56.4 percent of his field goal tries in all games, 56 percent in ACC games ... Converted 71.2 percent of his free throws in ACC games and took 7.1 rebounds per game ... Scored 20 points and hit 9-of-11 FG in his ACC debut vs. Wake Forest, 16 points each vs. Syracuse and Clemson (1st meeting), 24 (9-17 FG) vs. Louisville, 16 in first meeting vs. Notre Dame ... Posted seven double-doubles - at Northwestern (12 points/12 rebounds), vs. St. John's (14 pts/12 rebs), Gardner-Webb (22 pts, 12 rebs), at Arkansas (14 pts, career-high 14 rebs), Louisville (career-high 24 pts, 11 rebs), Notre Dame (16 pts, 10 rebs in first meeting, 12 pts, 11 rebs in ACC Tournament).

2017-18 (Texas)

Played in 14 games, five in Big 12 play, averaging 6.8 minutes per game ... Averaged 1.6 points, hitting 8-of-14 shots from the floor, and 1.7 rebounds while blocking 11 shots total.

2016-17 (Texas)

Played in 32 games ... Ranked second on the team in blocks (39) ... Averaged 1.7 points and 2.5 rebounds in 12.4 minutes per contest ... Recorded at least one blocked shot in 20 of his 32 games played ... Set the UT freshman debut record for most blocked shots (5) to go along with 9 rebounds in 24 minutes during the season opener against Incarnate Word (Nov. 11) ... Previous mark was 3 (Cameron Ridley vs. Fresno State in 2012; Damion James vs. Alcorn State in 2006) ... Posted 3 blocks in 10 minutes against Kent State (Dec. 27) ... Registered 5 points (2-3 FG, 1-1 FT), 4 rebounds and 1 block in 23 minutes at Georgia (Jan. 28) ... recorded a season-high 6 points (2-3 FG, 2-2 FT) and 5 boards in 16 minutes at Oklahoma State (Feb. 11) ... Posted 5 rebounds and 4 blocks in 22 minutes at No. 12/13 West Virginia (Feb. 20) ... Had 4 points (2-2 FG), 4 boards and 3 blocks in 15 minutes against No. 11/11 West Virginia (Mar. 9) in the Phillips 66 Big 12 Championship quarterfinals ... Named to the 2016-17 Academic All-Big 12 Conference Rookie Team ... Earned a spot on the Spring 2017 Big 12 Commissioner's Honor Roll (minimum 3.0 GPA).



CAREER STATISTICS

| Year | GP | GS | Min | Avg | FG | FGA | Pct | 3FG | 3FGA | Pct | FT | FTA | Pct | Off | Def | Tot | Avg | PF | FO | Ast | TO | Blk | Stl | Pts | Avg |
|--------------|-----------|-----------|-------------|-------------|------------|------------|-------------|----------|----------|-------------|-----------|------------|-------------|------------|------------|------------|------------|------------|----------|-----------|------------|------------|-----------|------------|------------|
| 2016-17* | 32 | 0 | 397 | 12.4 | 10 | 23 | .435 | 0 | 0 | .000 | 9 | 15 | .600 | 23 | 58 | 81 | 2.5 | 59 | 2 | 7 | 27 | 39 | 8 | 53 | 1.7 |
| 2017-18* | 14 | 0 | 95 | 6.8 | 8 | 14 | .571 | 0 | 0 | .000 | 7 | 18 | .389 | 10 | 14 | 24 | 1.7 | 18 | 0 | 0 | 3 | 11 | 1 | 23 | 1.6 |
| 2018-19 | 31 | 26 | 940 | 30.3 | 128 | 227 | .564 | 0 | 0 | .000 | 70 | 103 | .680 | 82 | 158 | 240 | 7.7 | 91 | 5 | 44 | 71 | 78 | 17 | 326 | 10.5 |
| TOTAL | 77 | 26 | 1432 | 18.6 | 146 | 264 | .553 | 0 | 0 | .000 | 86 | 136 | .632 | 115 | 230 | 345 | 4.5 | 168 | 7 | 51 | 101 | 128 | 26 | 402 | 5.2 |

CAREER STATISTICS - CONFERENCE GAMES

| Year | GP | GS | MP | Avg | FG | FGA | Pct | 3FG | 3FGA | Pct | FT | FTA | Pct | Off | Def | Tot | Avg | PF | FO | Ast | TO | Blk | Stl | Pts | Avg |
|--------------|-----------|-----------|------------|-------------|-----------|------------|-------------|----------|----------|-------------|-----------|-----------|-------------|-----------|------------|------------|------------|-----------|----------|-----------|-----------|-----------|-----------|------------|------------|
| 2016-17* | 18 | 0 | 177 | 9.8 | 8 | 20 | .400 | 0 | 0 | .000 | 6 | 10 | .600 | 11 | 23 | 34 | 1.9 | 35 | 2 | 2 | 15 | 12 | 2 | 22 | 1.2 |
| 2017-18* | 5 | 0 | 22 | 4.4 | 2 | 4 | .500 | 0 | 0 | .000 | 1 | 5 | .200 | 4 | 3 | 7 | 1.4 | 4 | 0 | 0 | 0 | 2 | 0 | 5 | 1.0 |
| 2018-19 | 18 | 18 | 590 | 32.8 | 82 | 149 | .550 | 0 | 0 | .000 | 42 | 59 | .712 | 34 | 93 | 127 | 7.1 | 55 | 3 | 24 | 42 | 46 | 12 | 206 | 11.4 |
| TOTAL | 41 | 18 | 789 | 19.2 | 92 | 173 | .532 | 0 | 0 | .000 | 49 | 74 | .662 | 49 | 119 | 168 | 4.1 | 94 | 5 | 26 | 57 | 60 | 14 | 233 | 5.7 |

*at Texas

STUDENT-ATHLETE PROFILES

CAREER HIGHS

Points: 24, Louisville -- 1/19/19
 Rebounds: 14, at Arkansas -- 12/19/18
 Assists: 5, Florida A&M -- 12/9/18
 Steals: 3, at Syracuse -- 1/12/19
 Blocks: 7, Clemson -- 2/6/19
 FG made: 10, Gardner-Webb -- 12/17/18
 FG attempts: 17, Louisville -- 1/19/19
 FT made: 7, Clemson -- 2/6/19
 FT attempts: 10, Clemson -- 2/6/19
 Minutes: 38, Notre Dame -- 1/22/19

CAREER ACC HIGHS

Points: 24, Louisville -- 1/19/19
 Rebounds: 12, at Notre Dame -- 02/10/19 ; at Notre Dame -- 2/10/19
 Assists: 3, Louisville -- 1/19/19 ; at Virginia Tech -- 2/13/19 ; at NC State -- 3/6/19
 Steals: 3, at Syracuse -- 1/12/19
 Blocks: 7 [1-3rd], Clemson -- 2/6/19
 FG made: 9, Louisville -- 1/19/19 ; Wake Forest -- 1/5/19
 FG attempts: 17, Louisville -- 1/19/19
 FT made: 7, Clemson -- 2/6/19
 FT attempts: 10, Clemson -- 2/6/19
 Minutes: 38, Notre Dame -- 1/22/19



BANKS GAME-BY-GAME STATISTICS

| 2016-17 (at Texas).....Date | GS | MIN | FG FGA | % | 3FG FGA | % | FT FTA | % | OFF | DEF | TOT | AVG | PFFO | AST | T/O | BLK | STL | PTS | AVG | | | |
|---------------------------------|-----|-----|--------|-------|---------|---|--------|---|-----|-------|-----|-----|------|-----|-----|-----|-----|-----|-----|---|-----|-----|
| Incamate Word.....11/17/16 | 24 | 1 | 4 | 250 | 0 | 0 | 0.000 | 0 | 0 | 0.000 | 1 | 8 | 9 | 9.0 | 4 | 0 | 1 | 5 | 1 | 2 | 2.0 | |
| Louisiana-Monroe.....11/14/16 | 17 | 1 | 4 | 250 | 0 | 0 | 0.000 | 1 | 2 | 500 | 1 | 5 | 6 | 7.5 | 2 | 0 | 0 | 2 | 0 | 3 | 2.5 | |
| Eastern Washington.....11/17/16 | 20 | 2 | 3 | 667 | 0 | 0 | 0.000 | 0 | 0 | 0.000 | 3 | 1 | 4 | 6.3 | 0 | 0 | 2 | 1 | 3 | 1 | 4 | 3.0 |
| vs Northwestern.....11/21/16 | 21 | 0 | 0 | 0.000 | 0 | 0 | 0.000 | 0 | 0 | 0.000 | 0 | 2 | 2 | 5.3 | 2 | 0 | 1 | 0 | 1 | 0 | 2.3 | |
| vs Colorado.....11/22/16 | DNP | | | | | | | | | | | | | | | | | | | | | |
| UT Arlington.....11/29/16 | 13 | 1 | 11 | 000 | 0 | 0 | 0.000 | 1 | 2 | 500 | 1 | 0 | 1 | 4.4 | 3 | 0 | 0 | 2 | 2 | 0 | 3 | 2.4 |
| Alabama.....12/2/16 | 13 | 1 | 2 | 500 | 0 | 0 | 0.000 | 0 | 0 | 0.000 | 2 | 1 | 3 | 4.2 | 1 | 0 | 0 | 0 | 0 | 0 | 2 | 2.3 |
| at Michigan.....12/6/16 | 11 | 0 | 0 | 0.000 | 0 | 0 | 0.000 | 0 | 0 | 0.000 | 0 | 3 | 3 | 4.0 | 0 | 0 | 1 | 1 | 2 | 2 | 0 | 2.0 |
| Long Beach State.....12/10/16 | 12 | 0 | 0 | 0.000 | 0 | 0 | 0.000 | 0 | 0 | 0.000 | 0 | 0 | 0 | 3.5 | 1 | 0 | 0 | 2 | 2 | 1 | 0 | 1.8 |
| vs Arkansas.....12/17/16 | 8 | 1 | 2 | 500 | 0 | 0 | 0.000 | 0 | 0 | 0.000 | 0 | 1 | 1 | 3.2 | 2 | 0 | 0 | 0 | 1 | 0 | 2 | 1.8 |
| UAB.....12/21/16 | 23 | 0 | 5 | 000 | 0 | 0 | 0.000 | 0 | 0 | 0.000 | 2 | 3 | 5 | 3.4 | 1 | 0 | 0 | 1 | 1 | 1 | 0 | 1.6 |
| Kent State.....12/27/16 | 10 | 1 | 4 | 250 | 0 | 0 | 0.000 | 0 | 0 | 0.000 | 0 | 1 | 1 | 3.2 | 2 | 0 | 0 | 2 | 3 | 0 | 2 | 1.6 |
| at Kansas State.....12/30/16 | 8 | 1 | 11 | 000 | 0 | 0 | 0.000 | 0 | 0 | 0.000 | 1 | 0 | 1 | 3.0 | 4 | 0 | 1 | 0 | 0 | 0 | 2 | 1.7 |
| Oklahoma State.....1/4/17 | 5 | 0 | 2 | 000 | 0 | 0 | 0.000 | 0 | 0 | 0.000 | 0 | 1 | 1 | 2.8 | 2 | 0 | 0 | 0 | 2 | 0 | 0 | 1.5 |
| at Iowa State.....1/7/17 | 8 | 0 | 0 | 0.000 | 0 | 0 | 0.000 | 0 | 2 | 000 | 0 | 0 | 0 | 2.6 | 0 | 0 | 0 | 0 | 1 | 0 | 0 | 1.4 |
| TJU.....1/11/17 | 8 | 1 | 2 | 500 | 0 | 0 | 0.000 | 0 | 0 | 0.000 | 2 | 0 | 2 | 2.6 | 1 | 0 | 0 | 1 | 0 | 0 | 2 | 1.5 |
| West Virginia.....1/14/17 | 5 | 0 | 0 | 0.000 | 0 | 0 | 0.000 | 0 | 0 | 0.000 | 1 | 1 | 2 | 2.6 | 3 | 0 | 0 | 2 | 1 | 0 | 0 | 1.4 |
| at Baylor.....1/17/17 | 12 | 0 | 2 | 000 | 0 | 0 | 0.000 | 0 | 0 | 0.000 | 2 | 0 | 2 | 2.5 | 5 | 1 | 0 | 4 | 0 | 0 | 0 | 1.3 |
| at Kansas.....1/21/17 | 8 | 1 | 4 | 250 | 0 | 0 | 0.000 | 0 | 0 | 0.000 | 1 | 0 | 1 | 2.4 | 2 | 0 | 0 | 1 | 1 | 0 | 2 | 1.3 |
| Oklahoma.....1/23/17 | 9 | 0 | 0 | 0.000 | 0 | 0 | 0.000 | 3 | 4 | 750 | 0 | 2 | 2 | 4.4 | 4 | 0 | 0 | 3 | 0 | 0 | 3 | 1.4 |
| at Georgia.....1/28/17 | 23 | 2 | 3 | 667 | 0 | 0 | 0.000 | 1 | 11 | 000 | 1 | 3 | 4 | 2.5 | 4 | 0 | 0 | 0 | 1 | 0 | 5 | 1.6 |
| Texas Tech.....2/1/17 | 8 | 0 | 1 | 000 | 0 | 0 | 0.000 | 0 | 0 | 0.000 | 0 | 4 | 4 | 2.6 | 1 | 0 | 0 | 0 | 1 | 1 | 0 | 1.5 |
| at TJU.....2/4/17 | 16 | 0 | 0 | 0.000 | 0 | 0 | 0.000 | 0 | 0 | 0.000 | 1 | 1 | 2 | 2.5 | 1 | 0 | 0 | 0 | 1 | 1 | 0 | 1.5 |
| Iowa State.....2/7/17 | 9 | 1 | 11 | 000 | 0 | 0 | 0.000 | 0 | 0 | 0.000 | 0 | 1 | 1 | 2.5 | 1 | 0 | 0 | 1 | 0 | 0 | 2 | 1.5 |
| at Oklahoma State.....2/11/17 | 16 | 2 | 3 | 677 | 0 | 0 | 0.000 | 2 | 21 | 000 | 2 | 3 | 5 | 2.6 | 0 | 0 | 0 | 0 | 0 | 0 | 6 | 1.7 |
| at Oklahoma.....2/14/17 | 9 | 1 | 11 | 000 | 0 | 0 | 0.000 | 0 | 0 | 0.000 | 0 | 0 | 0 | 2.5 | 5 | 1 | 0 | 0 | 1 | 0 | 2 | 1.7 |
| Kansas State.....2/18/17 | 8 | 1 | 11 | 000 | 0 | 0 | 0.000 | 0 | 0 | 0.000 | 0 | 3 | 3 | 2.5 | 1 | 0 | 0 | 0 | 0 | 0 | 2 | 1.7 |
| at West Virginia.....2/20/17 | 22 | 0 | 1 | 000 | 0 | 0 | 0.000 | 1 | 2 | 500 | 0 | 5 | 5 | 2.6 | 0 | 0 | 0 | 0 | 4 | 0 | 1 | 1.7 |
| Kansas.....2/25/17 | 8 | 0 | 0 | 0.000 | 0 | 0 | 0.000 | 0 | 0 | 0.000 | 0 | 0 | 0 | 2.5 | 2 | 0 | 1 | 2 | 0 | 0 | 0 | 1.6 |
| at Texas Tech.....3/1/17 | 6 | 0 | 0 | 0.000 | 0 | 0 | 0.000 | 0 | 0 | 0.000 | 0 | 0 | 0 | 2.4 | 0 | 0 | 0 | 0 | 0 | 0 | 0 | 1.6 |
| Baylor.....3/4/17 | 12 | 0 | 1 | 000 | 0 | 0 | 0.000 | 0 | 0 | 0.000 | 1 | 2 | 3 | 2.4 | 3 | 0 | 1 | 0 | 0 | 0 | 0 | 1.5 |
| vs Texas Tech.....3/8/17 | 10 | 2 | 21 | 000 | 0 | 0 | 0.000 | 0 | 0 | 0.000 | 1 | 3 | 4 | 2.4 | 2 | 0 | 0 | 2 | 1 | 0 | 4 | 1.6 |
| vs West Virginia.....3/9/17 | 15 | 2 | 21 | 000 | 0 | 0 | 0.000 | 0 | 0 | 0.000 | 4 | 4 | 2.5 | 0 | 0 | 0 | 0 | 3 | 0 | 4 | 1.7 | |
| Total..... | 397 | 10 | 23 | 435 | 0 | 0 | 0.000 | 9 | 15 | 600 | 23 | 58 | 81 | 2.5 | 59 | 2 | 7 | 27 | 39 | 8 | 53 | 1.7 |

| 2017-18 (at Texas) | Date | GS | MIN | FG FGA | % | 3FG FGA | % | FT FTA | % | OFF | DEF | TOT | AVG | PFFO | AST | T/O | BLK | STL | PTS | AVG | | |
|--------------------|----------|----|-----|--------|---|---------|-------|--------|--------|-------|-----|-----|-----|------|-----|-----|-----|-----|-----|-----|-----|-----|
| Northwestern State | 11/10/17 | 11 | 3 | 31.000 | 0 | 0 | 0.000 | 1 | 2 | 500 | 3 | 3 | 6.0 | 1 | 0 | 0 | 0 | 0 | 1 | 7 | 7.0 | |
| New Hampshire | 11/14/17 | 12 | 0 | 0.000 | 0 | 0 | 0.000 | 0 | 0 | 0.000 | 1 | 0 | 1 | 3.5 | 4 | 0 | 0 | 0 | 1 | 2 | 0 | 3.5 |
| Lipscomb | 11/18/17 | 11 | 2 | 3.667 | 0 | 0 | 0.000 | 1 | 11.000 | 0 | 2 | 2 | 3.0 | 1 | 0 | 0 | 0 | 2 | 0 | 5 | 4.0 | |
| vs Gonzaga | 11/26/17 | 8 | 0 | 0.000 | 0 | 0 | 0.000 | 0 | 0 | 0.000 | 0 | 0 | 2.3 | 3 | 0 | 0 | 0 | 0 | 1 | 0 | 3.0 | |
| Florida A&M | 11/29/17 | 11 | 0 | 2.000 | 0 | 0 | 0.000 | 0 | 0 | 0.000 | 0 | 1 | 2.0 | 4 | 0 | 0 | 1 | 1 | 0 | 0 | 2.4 | |
| Louisiana Tech | 12/16/17 | 6 | 0 | 1.000 | 0 | 0 | 0.000 | 2 | 6.333 | 0 | 5 | 5 | 2.5 | 0 | 0 | 0 | 0 | 1 | 1 | 0 | 2.3 | |
| at Alabama | 12/22/17 | 6 | 0 | 0.000 | 0 | 0 | 0.000 | 0 | 0 | 0.000 | 0 | 0 | 2.1 | 0 | 0 | 0 | 0 | 2 | 2 | 0 | 1.9 | |
| at West Virginia | 1/20/18 | 2 | 0 | 0.000 | 0 | 0 | 0.000 | 0 | 0 | 0.000 | 0 | 0 | 1.9 | 0 | 0 | 0 | 0 | 0 | 0 | 0 | 1.6 | |
| Iowa State | 1/22/18 | 2 | 0 | 1.000 | 0 | 0 | 0.000 | 0 | 0 | 0.000 | 1 | 0 | 1.8 | 1 | 0 | 0 | 0 | 0 | 0 | 0 | 1.4 | |
| Mississippi | 1/27/18 | 2 | 0 | 0.000 | 0 | 0 | 0.000 | 2 | 21.000 | 0 | 0 | 0 | 1.7 | 1 | 0 | 0 | 0 | 0 | 0 | 0 | 2.1 | |
| Oklahoma State | 2/24/18 | 4 | 1 | 11.000 | 0 | 0 | 0.000 | 0 | 1 | 0.000 | 1 | 0 | 1.5 | 0 | 0 | 0 | 0 | 0 | 0 | 0 | 2.1 | |
| at Kansas | 2/26/18 | 4 | 0 | 1.000 | 0 | 0 | 0.000 | 0 | 0 | 0.000 | 0 | 0 | 1.4 | 2 | 0 | 0 | 0 | 1 | 0 | 0 | 1.7 | |
| West Virginia | 3/3/18 | 10 | 1 | 11.000 | 0 | 0 | 0.000 | 1 | 4.250 | 2 | 3 | 5 | 1.6 | 1 | 0 | 0 | 0 | 1 | 0 | 3 | 1.6 | |
| vs Iowa State | 3/7/18 | 6 | 1 | 11.000 | 0 | 0 | 0.000 | 0 | 2 | 0.000 | 2 | 0 | 2.1 | 0 | 0 | 0 | 0 | 1 | 0 | 0 | 2.1 | |
| Total | | 95 | 8 | 14.571 | 0 | 0 | 0.000 | 7 | 18.389 | 10 | 14 | 24 | 1.7 | 18 | 0 | 3 | 11 | 1 | 23 | 1.6 | | |

| 2018-19 (at Tech)..... | Date | GS | Min | FG | FGA | Pct | 3FG | FGA | Pct | FT | FTA | Pct | OR | DR | Tot | Av | PFFO | A | TO | Blk | Stl | Pts | Av | |
|------------------------|----------|----|-----|-----|-----|-------|-----|-----|-------|----|-----|-------|----|-----|-----|-----|------|---|----|-----|-----|-----|-----|------|
| LAMAR..... | 11/9/18 | | DNP | | | | | | | | | | | | | | | | | | | | | |
| at Tennessee..... | 11/13/18 | | 16 | 1 | 2 | 500 | 0 | 0 | 0.000 | 3 | 4 | 750 | 2 | 5 | 7 | 7.0 | 5 | 1 | 0 | 1 | 1 | 0 | 5 | 5.0 |
| EAST CAROLINA..... | 11/16/18 | | 16 | 1 | 5 | 200 | 0 | 0 | 0.000 | 3 | 4 | 750 | 1 | 5 | 6 | 6.5 | 4 | 0 | 1 | 0 | 3 | 0 | 5 | 5.0 |
| UTRGV..... | 11/21/18 | | 19 | 1 | 2 | 500 | 0 | 0 | 0.000 | 0 | 0 | 0.000 | 2 | 6 | 8 | 7.0 | 2 | 0 | 1 | 4 | 3 | 0 | 2 | 4.0 |
| PRAIRIE VIEW..... | 11/23/18 | | 30 | 2 | 4 | 500 | 0 | 0 | 0.000 | 1 | 4 | 250 | 3 | 6 | 9 | 7.5 | 3 | 0 | 0 | 2 | 3 | 0 | 5 | 4.3 |
| at Northwestern..... | 11/28/18 | | 27 | 6 | 8 | 750 | 0 | 0 | 0.000 | 0 | 0 | 0.000 | 4 | 8 | 12 | 8.4 | 5 | 1 | 0 | 1 | 3 | 0 | 12 | 5.8 |
| vs St. John's..... | 12/1/18 | * | 33 | 5 | 51 | 000 | 0 | 0 | 0.000 | 4 | 6 | 667 | 4 | 8 | 12 | 9.0 | 2 | 0 | 1 | 3 | 1 | 0 | 14 | 7.2 |
| FLORIDA A&M..... | 12/9/18 | | 27 | 1 | 4 | 250 | 0 | 0 | 0.000 | 4 | 6 | 667 | 3 | 1 | 4 | 8.3 | 2 | 0 | 5 | 1 | 4 | 1 | 6 | 7.0 |
| GARDNER-WEBB..... | 12/17/18 | * | 34 | 10 | 14 | 714 | 0 | 0 | 0.000 | 2 | 5 | 400 | 8 | 4 | 12 | 8.8 | 2 | 0 | 0 | 4 | 1 | 2 | 22 | 8.9 |
| at Arkansas..... | 12/19/18 | * | 34 | 5 | 7 | 714 | 0 | 0 | 0.000 | 4 | 4 | 1000 | 8 | 6 | 14 | 9.3 | 3 | 0 | 3 | 4 | 5 | 1 | 14 | 9.4 |
| GEORGIA..... | 12/22/18 | * | 36 | 3 | 8 | 375 | 0 | 0 | 0.000 | 5 | 6 | 833 | 4 | 8 | 9 | 9.2 | 4 | 0 | 1 | 2 | 2 | 0 | 11 | 9.6 |
| KENNESAW STATE..... | 12/28/18 | * | 19 | 4 | 8 | 500 | 0 | 0 | 0.000 | 0 | 0 | 0.000 | 3 | 2 | 5 | 8.8 | 0 | 0 | 1 | 1 | 0 | 1 | 8 | 9.5 |
| USC UPSTATE..... | 1/2/19 | * | 23 | 1 | 2 | 500 | 0 | 0 | 0.000 | 2 | 4 | 500 | 1 | 4 | 5 | 8.5 | 2 | 0 | 3 | 3 | 3 | 0 | 4 | 9.0 |
| WAKE FOREST..... | 1/5/19 | * | 35 | 9 | 11 | 818 | 0 | 0 | 0.000 | 2 | 3 | 667 | 1 | 3 | 4 | 8.2 | 0 | 0 | 2 | 3 | 3 | 0 | 20 | 9.8 |
| VIRGINIA TECH..... | 1/9/19 | * | 36 | 1 | 5 | 200 | 0 | 0 | 0.000 | 0 | 0 | 0.000 | 1 | 4 | 5 | 7.9 | 4 | 0 | 2 | 2 | 2 | 1 | 2 | 9.3 |
| at Syracuse..... | 1/12/19 | * | 37 | 6 | 10 | 600 | 0 | 0 | 0.000 | 4 | 6 | 667 | 1 | 6 | 7 | 7.9 | 4 | 0 | 1 | 2 | 3 | 4 | 16 | 9.7 |
| at Clemson..... | 1/16/19 | * | 32 | 6 | 11 | 545 | 0 | 0 | 0.000 | 4 | 4 | 1000 | 1 | 0 | 1 | 7.4 | 3 | 0 | 0 | 4 | 4 | 0 | 16 | 10.1 |
| LOUISVILLE..... | 1/19/19 | * | 36 | 9 | 17 | 529 | 0 | 0 | 0.000 | 6 | 9 | 667 | 5 | 6 | 11 | 7.6 | 3 | 0 | 3 | 5 | 3 | 0 | 24 | 10.9 |
| NOTRE DAME..... | 1/22/19 | * | 38 | 8 | 13 | 615 | 0 | 0 | 0.000 | 3 | 0 | 0.000 | 3 | 7 | 10 | 7.8 | 3 | 0 | 3 | 3 | 0 | 0 | 16 | 11.2 |
| at Duke..... | 1/26/19 | * | 20 | 2 | 5 | 400 | 0 | 0 | 0.000 | 0 | 1 | 0.000 | 1 | 1 | 2 | 7.5 | 5 | 1 | 1 | 1 | 1 | 0 | 4 | 10.8 |
| NORTH CAROLINA..... | 1/29/19 | * | 34 | 3 | 6 | 500 | 0 | 0 | 0.000 | 1 | 11 | 000 | 2 | 4 | 6 | 7.4 | 3 | 0 | 2 | 2 | 1 | 0 | 7 | 10.7 |
| at Florida State..... | 2/2/19 | * | 20 | 2 | 6 | 333 | 0 | 0 | 0.000 | 1 | 11 | 000 | 2 | 2 | 4 | 7.2 | 4 | 0 | 0 | 2 | 0 | 2 | 5 | 10.4 |
| CLEMSON..... | 2/6/19 | * | 31 | 3 | 9 | 333 | 0 | 0 | 0.000 | 7 | 10 | 700 | 2 | 6 | 8 | 7.3 | 2 | 0 | 0 | 3 | 7 | 2 | 13 | 10.5 |
| at Notre Dame..... | 02/10/19 | * | 33 | 4 | 7 | 571 | 0 | 0 | 0.000 | 1 | 3 | 333 | 5 | 7 | 12 | 7.5 | 4 | 0 | 1 | 4 | 4 | 1 | 9 | 10.4 |
| at Virginia Tech..... | 2/13/19 | * | 36 | 5 | 8 | 625 | 0 | 0 | 0.000 | 5 | 6 | 833 | 5 | 3 | 8 | 7.5 | 4 | 0 | 3 | 2 | 2 | 0 | 15 | 10.6 |
| FLORIDA STATE..... | 2/16/19 | * | 32 | 1 | 9 | 111 | 0 | 0 | 0.000 | 2 | 3 | 667 | 1 | 9 | 10 | 7.6 | 3 | 0 | 1 | 1 | 2 | 2 | 4 | 10.4 |
| PITTSBURGH..... | 2/20/19 | * | 37 | 3 | 5 | 600 | 0 | 0 | 0.000 | 1 | 2 | 500 | 0 | 10 | 10 | 7.7 | 5 | 1 | 2 | 0 | 5 | 0 | 7 | 10.2 |
| at Miami..... | 2/23/19 | * | 30 | 0 | 1 | 0.000 | 0 | 0 | 0.000 | 0 | 0 | 0.000 | 4 | 4 | 7 | 7.6 | 1 | 0 | 1 | 3 | 2 | 0 | 0 | 9.9 |
| at Virginia..... | 2/27/19 | * | 30 | 4 | 9 | 444 | 0 | 0 | 0.000 | 3 | 31 | 000 | 1 | 6 | 7 | 7.5 | 1 | 0 | 0 | 0 | 0 | 0 | 11 | 9.9 |
| BOSTON COLLEGE..... | 3/3/19 | * | 37 | 8 | 9 | 889 | 0 | 0 | 0.000 | 2 | 21 | 000 | 3 | 6 | 9 | 7.6 | 5 | 1 | 2 | 2 | 1 | 0 | 18 | 10.2 |
| at NC State..... | 3/6/19 | * | 36 | 8 | 81 | 000 | 0 | 0 | 0.000 | 3 | 5 | 600 | 0 | 9 | 9 | 7.6 | 1 | 0 | 3 | 3 | 5 | 1 | 19 | 10.5 |
| vs Notre Dame..... | 3/12/19 | * | 36 | 6 | 9 | 667 | 0 | 0 | 0.000 | 0 | 1 | 0.000 | 5 | 6 | 11 | 7.7 | 2 | 0 | 4 | 3 | 3 | 0 | 12 | 10.5 |
| Totals..... | | 26 | 940 | 128 | 227 | 564 | 0 | 0 | 0.000 | 70 | 103 | 680 | 82 | 158 | 240 | 77 | 91 | 5 | 44 | 71 | 78 | 17 | 326 | 10.5 |

STUDENT-ATHLETE PROFILES

EVAN COLE

3

Forward • 6-10 • 226 • Junior • Cumming, Ga. • South Forsyth HS

General

Developing frontcourt player with varied skills who saw significant action late in the ACC season as a freshman, missed significant time as a sophomore due to an ankle injury and the flu ... Success comes from hard cutting offensively and crashing the glass at both ends of the floor ... Highly skilled player with good athleticism and shooting ability ... Able to play multiple positions and can be a difficult matchup for defender ... Originally signed a letter-of-intent to attend UNC-Wilmington, but received a release when the Seahawks coach, Kevin Keatts, left the school to become the head coach at NC State ... Stepson of former Yellow Jacket softball pitcher Jessica Sallinger Cole, a two-time All-American and three-time All-ACC performer from 2002-05 ... She was inducted into the Georgia Tech Sports Hall of Fame in 2015 ... Middle of three boys ... Began playing basketball at age 6 ... Enjoys watching movies ... Majoring in business administration.



2018-19

Made the starting lineup to start the season ... Missed seven of the next nine games recovering from a sprained left ankle suffered in game 2 at Tennessee ... Solid play off the bench after return from ankle injury - personal bests of 11 points against Kennesaw State, then 16 against USC Upstate, nine points against Wake Forest, eight at Syracuse, seven at Duke and FSU ... Saw his most extensive playing time since the season's first two games (14.5 mpg) until a run-in with the flu sidelined him for three more games ... 25-of-47 from the floor, 5.3 ppg, 3.0 rpg in those 12 games ... Did not play in the season's final three games.

2017-18

Played in 24 games, averaging 13.8 minutes in those ... Played sparingly in ACC games before working himself back into Tech's rotation the last nine games ... Started Tech's last seven games, averaging 27.4 minutes, 5.7 points and 5.3 rebounds (16-32 FG, 4-9 on 3s) ... Scored a season-best 10 points with five rebounds and two assists in 21 minutes off the bench against Duke ... Scored eight points (3-4 FG) and a season-best seven rebounds in a season-high 35 minutes at Wake Forest, eight points with five boards at Clemson, seven points and five boards vs. NC State ... First career double-double (10/10) vs. Wake Forest in final regular-season game ... Showed promise in early-season games - 15 key minutes in win over Coppin State, grabbing season-high six rebounds and getting a key tip-in basket ... 22 minutes in Tech's opener against UCLA, scoring six points with two rebounds ... Seven points (3-5 FG) in 11 minutes against Texas-Rio Grande Valley.

High School

Forsyth County player of the year as a senior, two-time all-state and four-time all-region performer on the 6A and 7A level ... Averaged 20 points, 11 rebounds and three blocked shots per game as a senior for coach Scott Givens at South Forsyth High School, which made state playoff appearances in 2016 and 2017, the first back-to-back berths for the school since 2007-08 ... As a junior, he averaged 21 points, 11 rebounds and three blocks ... Finished his career No. 2 in career points at South Forsyth, despite missing 10 games his junior year, and No. 1 in blocked shots ... Named most valuable player in the GACA North-South All-Star Game following his senior year, hitting six three-point field goals and scoring 30 points with nine rebounds and four blocks, and the Forsyth/Gwinnett all-star game ... Team captain three years.



CAREER STATISTICS

| Year | GP | GS | MP | Avg | FG | FGA | Pct | 3FG | 3FGA | Pct | FT | FTA | Pct | Off | Def | Tot | Avg | PF | FO | Ast | TO | Blk | Stl | Pts | Avg |
|--------------|-----------|-----------|------------|-------------|-----------|------------|-------------|-----------|-----------|-------------|-----------|-----------|-------------|-----------|-----------|------------|------------|-----------|----------|-----------|-----------|-----------|-----------|------------|------------|
| 2017-18 | 24 | 7 | 332 | 13.8 | 29 | 63 | .460 | 6 | 22 | .273 | 13 | 26 | .500 | 18 | 44 | 62 | 2.6 | 44 | 3 | 11 | 15 | 8 | 7 | 77 | 3.2 |
| 2018-19 | 18 | 3 | 221 | 12.3 | 26 | 60 | .433 | 4 | 20 | .200 | 18 | 26 | .692 | 10 | 35 | 45 | 2.5 | 28 | 0 | 10 | 21 | 7 | 9 | 74 | 4.1 |
| TOTAL | 42 | 10 | 553 | 13.2 | 55 | 123 | .447 | 10 | 42 | .238 | 31 | 52 | .596 | 28 | 79 | 107 | 2.5 | 72 | 3 | 21 | 36 | 15 | 16 | 151 | 3.6 |

CAREER STATISTICS - ACC GAMES

| Year | GP | GS | MP | Avg | FG | FGA | Pct | 3FG | 3FGA | Pct | FT | FTA | Pct | Off | Def | Tot | Avg | PF | FO | Ast | TO | Blk | Stl | Pts | Avg |
|--------------|-----------|----------|------------|-------------|-----------|-----------|-------------|----------|-----------|-------------|-----------|-----------|-------------|-----------|-----------|-----------|------------|-----------|----------|-----------|-----------|-----------|----------|-----------|------------|
| 2017-18 | 13 | 6 | 214 | 16.5 | 21 | 41 | .512 | 5 | 15 | .333 | 7 | 15 | .467 | 13 | 27 | 40 | 3.1 | 27 | 3 | 11 | 8 | 6 | 4 | 54 | 4.2 |
| 2018-19 | 12 | 1 | 150 | 12.5 | 14 | 37 | .378 | 2 | 12 | .167 | 8 | 14 | .571 | 9 | 22 | 31 | 2.6 | 21 | 0 | 6 | 19 | 6 | 5 | 38 | 3.2 |
| TOTAL | 25 | 7 | 364 | 14.6 | 35 | 78 | .449 | 7 | 27 | .259 | 15 | 29 | .517 | 22 | 49 | 71 | 2.8 | 48 | 3 | 17 | 27 | 12 | 9 | 92 | 3.7 |

STUDENT-ATHLETE PROFILES

CAREER HIGHS

| |
|--|
| Points: 16, USC Upstate -- 1/2/19 |
| Rebounds: 10, Wake Forest -- 3/3/18 |
| Assists: 2, at Syracuse -- 1/12/19; USC Upstate -- 1/2/19 |
| Steals: 2, Lamar -- 11/9/18; Kennesaw State -- 12/28/18 |
| Blocks: 2, Wake Forest -- 1/5/19; Wake Forest -- 3/3/18 |
| FG made: 6, USC Upstate -- 1/2/19 |
| FG attempts: 8, USC Upstate -- 1/2/19; Wake Forest -- 3/3/18 |
| 3FG made: 2, at Clemson -- 2/24/18 |
| 3FG attempts: 3, USC Upstate -- 1/2/19; Kennesaw State -- 12/28/18 |
| FT made: 4, at Syracuse -- 1/12/19; Florida A&M -- 12/9/18 |
| FT attempts: 6, at Syracuse -- 1/12/19 |
| Minutes: 36, Wake Forest -- 3/3/18 |

CAREER ACC HIGHS

| |
|--|
| Points: 10, Duke -- 2/11/18; Wake Forest -- 3/3/18 |
| Rebounds: 10, Wake Forest -- 3/3/18 |
| Assists: 2, 7 times |
| Steals: 2, at Wake Forest -- 02/14/18; at Wake Forest -- 2/14/18 |
| Blocks: 2, Wake Forest -- 1/5/19; Wake Forest -- 3/3/18 |
| FG made: 4, Wake Forest -- 1/5/19; Wake Forest -- 3/3/18 |
| FG attempts: 8, Wake Forest -- 3/3/18 |
| 3FG made: 2, at Clemson -- 2/24/18 |
| 3FG attempts: 4, Duke -- 2/11/18 |
| FT made: 4, at Syracuse -- 1/12/19 |
| FT attempts: 6, at Syracuse -- 1/12/19 |
| Minutes: 36, Wake Forest -- 3/3/18 |

COLE GAME-BY-GAME STATISTICS

| 2017-18 | Date | GS | Min | FG FGA | Pct | 3FG FGA | Pct | FT FTA | Pct | OR | DR | Tot | Avg | PFFO | A | TO | Blk | Stl | Pts | Avg | | | |
|-------------------|----------|-----|-----|--------|-------|---------|-----|--------|------|----|------|------|-----|------|-----|-----|-----|-----|-----|-----|-----|-----|-----|
| vs UCLA | 11/11/17 | 22 | 1 | 3 | .333 | 1 | 3 | .333 | 3 | 4 | .750 | 0 | 2 | 2 | 2.0 | 2 | 0 | 0 | 1 | 6 | 6.0 | | |
| BETHUNE-COOKMAN | 11/19/17 | 8 | 1 | 1 | 1.000 | 0 | 0 | .000 | 0 | 0 | .000 | 0 | 0 | 1.0 | 2 | 0 | 0 | 1 | 2 | 4.0 | | | |
| UTRGV | 11/22/17 | 11 | 3 | 5 | .600 | 0 | 1 | .000 | 1 | 3 | .333 | 1 | 0 | 1 | 1.0 | 1 | 0 | 1 | 0 | 7 | 5.0 | | |
| NORTH TEXAS | 11/24/17 | 7 | 0 | 2 | .000 | 0 | 1 | .000 | 0 | 0 | .000 | 0 | 0 | 0.8 | 0 | 0 | 0 | 0 | 0 | 3.8 | | | |
| NORTHWESTERN | 11/28/17 | DNP | | | | | | | | | | | | | | | | | | | | | |
| GRAMBLING STATE | 12/1/17 | 5 | 0 | 0 | .000 | 0 | 0 | .000 | 0 | 2 | .000 | 1 | 1 | 2 | 1.0 | 0 | 0 | 0 | 0 | 3.0 | | | |
| TENNESSEE | 12/3/17 | DNP | | | | | | | | | | | | | | | | | | | | | |
| at Wakeford | 12/06/17 | DNP | | | | | | | | | | | | | | | | | | | | | |
| FLORIDA A&M | 12/17/17 | 18 | 1 | 4 | .250 | 0 | 2 | .000 | 2 | 21 | .000 | 0 | 4 | 4 | 1.5 | 3 | 0 | 2 | 1 | 4 | 3.2 | | |
| at Georgia | 12/19/17 | 9 | 0 | 0 | .000 | 0 | 0 | .000 | 0 | 0 | .000 | 0 | 2 | 2 | 1.6 | 3 | 0 | 0 | 0 | 0 | 2.7 | | |
| WRIGHT STATE | 12/22/17 | 2 | 0 | 0 | .000 | 0 | 0 | .000 | 0 | 0 | .000 | 0 | 0 | 0 | 1.4 | 0 | 0 | 0 | 0 | 0 | 2.4 | | |
| COPPIN STATE | 12/27/17 | 15 | 1 | 2 | .500 | 0 | 0 | .000 | 0 | 0 | .000 | 1 | 5 | 6 | 1.9 | 3 | 0 | 0 | 0 | 2 | 2.3 | | |
| at Notre Dame | 12/30/17 | 2 | 0 | 0 | .000 | 0 | 0 | .000 | 0 | 0 | .000 | 0 | 0 | 0 | 1.7 | 0 | 0 | 0 | 0 | 0 | 2.1 | | |
| MIAMI | 1/3/18 | DNP | | | | | | | | | | | | | | | | | | | | | |
| YALE | 1/6/18 | 2 | 0 | 0 | .000 | 0 | 0 | .000 | 0 | 0 | .000 | 0 | 0 | 0 | 1.5 | 0 | 0 | 1 | 0 | 0 | 1.9 | | |
| NOTRE DAME | 1/10/18 | DNP | | | | | | | | | | | | | | | | | | | | | |
| at Pittsburgh | 1/13/18 | 1 | 1 | 2 | .500 | 0 | 1 | .000 | 0 | 0 | .000 | 1 | 0 | 1 | 1.5 | 0 | 0 | 0 | 0 | 2 | 1.9 | | |
| VIRGINIA | 1/18/18 | DNP | | | | | | | | | | | | | | | | | | | | | |
| at North Carolina | 1/20/18 | 1 | 0 | 0 | .000 | 0 | 0 | .000 | 0 | 0 | .000 | 0 | 0 | 0 | 1.4 | 0 | 0 | 0 | 0 | 0 | 1.8 | | |
| at Florida State | 1/24/18 | 5 | 0 | 1 | .000 | 0 | 0 | .000 | 0 | 0 | .000 | 1 | 1 | 2 | 1.4 | 1 | 0 | 1 | 0 | 0 | 1.6 | | |
| CLEMSON | 1/28/18 | DNP | | | | | | | | | | | | | | | | | | | | | |
| SYRACUSE | 1/31/18 | DNP | | | | | | | | | | | | | | | | | | | | | |
| at Boston College | 2/4/18 | 3 | 0 | 1 | .000 | 0 | 1 | .000 | 0 | 0 | .000 | 0 | 0 | 0 | 1.3 | 0 | 0 | 0 | 0 | 1 | 1.5 | | |
| at Louisville | 2/6/18 | 8 | 2 | 3 | .667 | 0 | 0 | .000 | 0 | 0 | .000 | 0 | 0 | 0 | 1.3 | 1 | 0 | 1 | 0 | 0 | 4.1 | | |
| DUKE | 2/11/18 | 21 | 3 | 7 | .429 | 1 | 4 | .250 | 3 | 4 | .750 | 1 | 4 | 5 | 1.5 | 5 | 1 | 2 | 0 | 10 | 2.2 | | |
| at Wake Forest | 2/14/18 | 35 | 3 | 4 | .750 | 1 | 2 | .500 | 1 | 4 | .250 | 0 | 7 | 7 | 1.8 | 1 | 0 | 2 | 1 | 2 | 8 | 2.5 | |
| VIRGINIA TECH | 2/17/18 | 20 | 2 | 3 | .667 | 1 | 1 | 1.000 | 0 | 0 | .000 | 1 | 2 | 3 | 1.8 | 5 | 1 | 0 | 1 | 0 | 5 | 2.6 | |
| at Virginia | 2/21/18 | 17 | 0 | 1 | .000 | 0 | 0 | .000 | 0 | 0 | .000 | 0 | 2 | 2 | 1.9 | 3 | 0 | 2 | 1 | 0 | 0 | 2.5 | |
| at Clemson | 2/24/18 | 34 | 3 | 6 | .500 | 2 | 3 | .667 | 0 | 0 | .000 | 2 | 3 | 5 | 2.0 | 5 | 1 | 2 | 0 | 1 | 8 | 2.8 | |
| NC STATE | 3/1/18 | 31 | 3 | 5 | .600 | 0 | 0 | .000 | 1 | 4 | .250 | 3 | 2 | 5 | 2.1 | 3 | 0 | 0 | 1 | 1 | 7 | 3.0 | |
| WAKE FOREST | 3/3/18 | 36 | 4 | 8 | .500 | 0 | 3 | .000 | 2 | 3 | .667 | 4 | 6 | 10 | 2.5 | 3 | 0 | 2 | 2 | 2 | 10 | 3.3 | |
| vs Boston College | 3/6/18 | 19 | 1 | 5 | .200 | 0 | 0 | .000 | 0 | 0 | .000 | 2 | 3 | 5 | 2.6 | 3 | 0 | 0 | 3 | 0 | 2 | 3.2 | |
| Totals | | 7 | 332 | 29 | 63 | .460 | 6 | 22 | .273 | 13 | 26 | .500 | 18 | 44 | 62 | 2.6 | 44 | 3 | 11 | 15 | 8 | 77 | 3.2 |

| 2018-19 | Date | GS | Min | FG FGA | Pct | 3FG FGA | Pct | FT FTA | Pct | OR | DR | Tot | Avg | PFFO | A | TO | Blk | Stl | Pts | Avg | | | | |
|------------------|----------|-----|-----|--------|------|---------|-----|--------|------|----|-------|------|-----|------|-----|-----|-----|-----|-----|-----|-----|-----|-----|-----|
| LAMAR | 11/9/18 | 16 | 1 | 4 | .250 | 0 | 1 | .000 | 3 | 4 | .750 | 0 | 2 | 2 | 2.0 | 1 | 1 | 0 | 2 | 5 | 5.0 | | | |
| at Tennessee | 11/13/18 | 12 | 0 | 2 | .000 | 0 | 1 | .000 | 0 | 0 | .000 | 0 | 3 | 3 | 2.5 | 2 | 0 | 0 | 0 | 0 | 2.5 | | | |
| EAST CAROLINA | 11/16/18 | DNP | | | | | | | | | | | | | | | | | | | | | | |
| UTRGV | 11/21/18 | DNP | | | | | | | | | | | | | | | | | | | | | | |
| PRAIRIE VIEW | 11/23/18 | DNP | | | | | | | | | | | | | | | | | | | | | | |
| at Northwestern | 11/28/18 | DNP | | | | | | | | | | | | | | | | | | | | | | |
| vs St. John's | 12/1/18 | DNP | | | | | | | | | | | | | | | | | | | | | | |
| FLORIDA A&M | 12/9/18 | 8 | 0 | 2 | .000 | 0 | 0 | .000 | 4 | 4 | 1.000 | 0 | 0 | 0 | 1.7 | 0 | 0 | 1 | 1 | 0 | 4 | 3.0 | | |
| GARDNER-WEBB | 12/17/18 | 3 | 0 | 0 | .000 | 0 | 0 | .000 | 0 | 0 | .000 | 0 | 1 | 1 | 1.5 | 0 | 0 | 0 | 0 | 0 | 2.3 | | | |
| at Arkansas | 12/19/18 | DNP | | | | | | | | | | | | | | | | | | | | | | |
| GEORGIA | 12/22/18 | DNP | | | | | | | | | | | | | | | | | | | | | | |
| KENNESAW STATE | 12/28/18 | 13 | 5 | 7 | .714 | 1 | 3 | .333 | 0 | 0 | .000 | 0 | 3 | 3 | 1.8 | 0 | 0 | 1 | 0 | 2 | 11 | 4.0 | | |
| USC UPSTATE | 1/2/19 | 19 | 6 | 8 | .750 | 1 | 3 | .333 | 3 | 4 | .750 | 1 | 4 | 5 | 2.3 | 4 | 0 | 2 | 0 | 0 | 16 | 6.0 | | |
| WAKE FOREST | 1/5/19 | 15 | 4 | 5 | .800 | 1 | 2 | .500 | 0 | 0 | .000 | 0 | 4 | 4 | 2.6 | 4 | 0 | 1 | 2 | 1 | 9 | 6.4 | | |
| VIRGINIA TECH | 1/8/19 | 6 | 0 | 1 | .000 | 0 | 1 | .000 | 0 | 0 | .000 | 0 | 0 | 0 | 2.3 | 1 | 0 | 0 | 1 | 0 | 0 | 5.6 | | |
| at Syracuse | 1/12/19 | 20 | 2 | 21 | .000 | 0 | 0 | .000 | 4 | 6 | .667 | 2 | 6 | 8 | 2.9 | 2 | 0 | 2 | 2 | 0 | 1 | 8 | 5.9 | |
| at Clemson | 1/16/19 | 7 | 0 | 2 | .000 | 0 | 0 | .000 | 0 | 0 | .000 | 0 | 1 | 1 | 2.7 | 2 | 0 | 0 | 0 | 0 | 0 | 5.3 | | |
| LOUISVILLE | 1/19/19 | 23 | 2 | 6 | .333 | 0 | 2 | .000 | 0 | 2 | .000 | 0 | 5 | 5 | 2.9 | 4 | 0 | 1 | 4 | 0 | 1 | 4 | 5.2 | |
| NOTRE DAME | 1/22/19 | 3 | 0 | 0 | .000 | 0 | 0 | .000 | 0 | 0 | .000 | 0 | 0 | 0 | 2.7 | 0 | 0 | 0 | 0 | 0 | 0 | 4.8 | | |
| at Duke | 1/26/19 | 24 | 3 | 7 | .429 | 0 | 2 | .000 | 1 | 2 | .500 | 2 | 2 | 4 | 2.8 | 2 | 0 | 1 | 2 | 1 | 7 | 4.9 | | |
| NORTH CAROLINA | 1/29/19 | 10 | 1 | 2 | .500 | 0 | 1 | .000 | 0 | 0 | .000 | 0 | 2 | 2 | 2.7 | 3 | 0 | 0 | 3 | 1 | 0 | 2 | 4.7 | |
| at Florida State | 2/2/19 | 19 | 2 | 5 | .400 | 1 | 2 | .500 | 2 | 21 | .000 | 3 | 0 | 3 | 2.7 | 1 | 0 | 2 | 1 | 0 | 7 | 4.9 | | |
| CLEMSON | 2/6/19 | 13 | 0 | 2 | .000 | 0 | 2 | .000 | 0 | 0 | .000 | 0 | 1 | 1 | 2.6 | 1 | 0 | 3 | 0 | 0 | 0 | 4.6 | | |
| at Notre Dame | 2/10/19 | DNP | | | | | | | | | | | | | | | | | | | | | | |
| at Virginia Tech | 2/13/19 | DNP | | | | | | | | | | | | | | | | | | | | | | |
| FLORIDA STATE | 2/16/19 | DNP | | | | | | | | | | | | | | | | | | | | | | |
| PITTSBURGH | 2/20/19 | DNP | | | | | | | | | | | | | | | | | | | | | | |
| at Miami | 2/23/19 | 4 | 0 | 3 | .000 | 0 | 0 | .000 | 0 | 0 | .000 | 2 | 0 | 2 | 2.6 | 1 | 0 | 1 | 0 | 1 | 0 | 4.3 | | |
| at Virginia | 2/27/19 | 6 | 0 | 2 | .000 | 0 | 0 | .000 | 1 | 2 | .500 | 0 | 1 | 1 | 2.5 | 0 | 0 | 0 | 0 | 1 | 0 | 4.1 | | |
| BOSTON COLLEGE | 3/3/19 | DNP | | | | | | | | | | | | | | | | | | | | | | |
| at NC State | 3/6/19 | DNP | | | | | | | | | | | | | | | | | | | | | | |
| vs Notre Dame | 3/12/19 | DNP | | | | | | | | | | | | | | | | | | | | | | |
| Totals | | 3 | 221 | 26 | 60 | .433 | 4 | 20 | .200 | 18 | 26 | .692 | 10 | 35 | 45 | 2.5 | 28 | 0 | 10 | 21 | 7 | 9 | 74 | 4.1 |



STUDENT-ATHLETE PROFILES

MICHAEL DEVOE

Guard • 6-5 • 193 • Sophomore • Orlando, Fla. • Montverde Academy

General

Standout guard from the state of Florida who moved into the starting lineup early in his freshman season and steadily improved as the season progressed ... Left-handed guard with a high IQ, excellent playmaker and good positional size, pass first but not pass only ... His outside shot and importance as a scorer improved markedly over the latter half of his freshman season ... Starred on a national powerhouse at Montverde Academy following an all-star career at Oak Ridge High School ... His uncle played college basketball as South Alabama and professionally in Europe ... Majoring in business administration.



2018-19

Steadily improving combo guard with a high IQ who averaged 32.3 minutes per game ... Ranked 11th in ACC in average minutes in conference games (35.4), and seventh among major conference freshmen ... Entered the starting lineup Dec. 19 at Arkansas and started Tech's last 23 games, consistently progressing after missing six weeks of pre-season practice with a right big toe injury ... Tech's third-leading scorer overall (9.7) and in ACC games (10.4 ppg) ... Hit 43.8 percent of his three-point tries on conference play, best on the team and better than all but two of the qualifying ACC players in conference rankings (2.0 made per game minimum) ... Connected on 32-for-68 three-point shots over Tech's last 15 games (47.1 pct.), just 12-of-40 (30 pct.) in his first 17 games ... Scored career highs in consecutive games with 18 at Notre Dame, then 22 at Virginia Tech (12-24 FG, 8-12 3pt combined) ... Averaged 11.6 ppg in his last five games, including 20 vs. Boston College ... Scored in double digits 15 times, including nine times in his last 14 games -- had 13 at Miami, 10 at Virginia, 10 vs. Notre Dame in the ACC Tournament ... No. 2 on team in steals (44), blocked 16 shots ... Hit 71.0 percent from the foul line (66-of-93), second on team in FT and third in FTA ... Made tremendous improvement in his rebounding, averaging 3.7 in conference play.

High School

Attended and played his senior year for coach Kevin Boyle at Montverde Academy in Orlando, Fla., which compiled a perfect 36-0 record in 2017-18 and a claim to the Geico National Championship title ... Ranked No. 1 by both USA Today and ESPN Fab 50 ... Scored 21 points with three rebounds and three assists when Montverde beat Davie (Fla.) University School in the national championship game ... Averaged 14.4 points, 2.8 rebounds and 3.6 assists per game while converting 63 percent of his field goal attempts and 52 percent of his threes (68 made) ... Scored 11 points in the national semifinal, a 71-53 win over Findlay Prep (Nev.), a few months after hitting a buzzer-beating 3-pointer as Montverde edged Findlay Prep, 69-67 to win the Montverde Academy Invitational Tournament ... Was named MVP of that tournament with 26 points in the title game.

Prior to that, was a two-time all-area guard at Oak Ridge High School, which went 66-20 in his three seasons as a starter under coach O'Neil Lubin ... Averaged 22.4 points, 6.9 rebounds and 4.8 assists as a junior for the Pioneers ... Also was an honor roll student with a 4.5 GPA.

"He really knows how to play and has a high IQ in the game," said Tech coach Josh Pastner. "He's a very good passer and shooter as well. He's got great size for his position, and he fits what Georgia Tech is about."

CAREER HIGHS

| |
|---|
| Points: 22, at Virginia Tech -- 2/13/19 |
| Rebounds: 8, at Notre Dame -- 02/10/19 |
| Assists: 7, at NC State -- 3/6/19 |
| Steals: 4, 4 times |
| Blocks: 2, at Notre Dame -- 02/10/19; at Northwestern -- 11/28/18 |
| FG made: 8, Boston College -- 3/3/19 |
| FG attempts: 17, Boston College -- 3/3/19 |
| 3FG made: 4, at Notre Dame -- 02/10/19; at Virginia Tech -- 2/13/19; Boston College -- 3/3/19 |
| 3FG attempts: 9, Boston College -- 3/3/19 |
| FT made: 7, UTRGV -- 11/21/18 |
| FT attempts: 8, at Syracuse -- 1/12/19; Wake Forest -- 1/5/19; UTRGV -- 11/21/18 |
| Minutes: 45 (ot), Boston College -- 3/3/19; 40 (regulation), at Notre Dame -- 2/10/19 |

CAREER ACC HIGHS

| |
|---|
| Points: 22, at Virginia Tech -- 2/13/19 |
| Rebounds: 8, at Notre Dame -- 02/10/19; at Notre Dame -- 2/10/19 |
| Assists: 7, at NC State -- 3/6/19 |
| Steals: 4 [t-30th], at Syracuse -- 1/12/19; at Duke -- 1/26/19 |
| Blocks: 2, at Notre Dame -- 02/10/19; at Notre Dame -- 2/10/19 |
| FG made: 8, Boston College -- 3/3/19 |
| FG attempts: 17, Boston College -- 3/3/19 |
| 3FG made: 4, 4 times |
| 3FG attempts: 9, Boston College -- 3/3/19 |
| FT made: 6, at Virginia Tech -- 2/13/19 |
| FT attempts: 8, at Syracuse -- 1/12/19; Wake Forest -- 1/5/19 |
| Minutes: 45 (ot), Boston College -- 3/3/19; 40 (regulation), at Notre Dame -- 2/10/19 |

DEVOE GAME-BY-GAME STATISTICS

| 2018-19 | Date | GS | Min | FG | FGA | Pct | 3FG | FGA | Pct | FT | FTA | Pct | OR | DR | Tot | Avg | PFFO | A | TO | Blk | Stl | Pts | Avg | |
|------------------|----------|----|------|-----|-----|-----|-----|------|-----|----|------|-----|----|----|-----|-----|------|---|----|-----|-----|-----|-----|-----|
| LAMAR | 11/9/18 | 17 | 3 | 5 | 600 | 2 | 4 | 500 | 1 | 2 | 500 | 0 | 1 | 1 | 1.0 | 3 | 0 | 2 | 2 | 1 | 1 | 9 | 9.0 | |
| at Tennessee | 11/13/18 | 21 | 0 | 6 | 000 | 0 | 2 | 000 | 0 | 0 | 000 | 0 | 2 | 2 | 1.5 | 1 | 0 | 0 | 6 | 0 | 0 | 0 | 4.5 | |
| EAST CAROLINA | 11/16/18 | 28 | 4 | 41 | 000 | 2 | 21 | 000 | 3 | 4 | 750 | 0 | 1 | 1 | 1.3 | 3 | 0 | 0 | 2 | 0 | 4 | 13 | 7.3 | |
| UTRGV | 11/21/18 | 21 | 3 | 8 | 375 | 1 | 5 | 200 | 7 | 8 | 875 | 1 | 1 | 2 | 1.5 | 2 | 0 | 5 | 1 | 1 | 3 | 14 | 9.0 | |
| PRAIRIE VIEW | 11/23/18 | 34 | 3 | 7 | 429 | 0 | 2 | 000 | 0 | 0 | 000 | 0 | 4 | 4 | 2.0 | 4 | 0 | 3 | 3 | 1 | 0 | 6 | 8.4 | |
| at Northwestern | 11/28/18 | 30 | 1 | 5 | 200 | 0 | 1 | 000 | 5 | 6 | 833 | 0 | 4 | 4 | 2.3 | 1 | 0 | 2 | 1 | 2 | 3 | 7 | 8.2 | |
| vs St. John's | 12/1/18 | 26 | 2 | 6 | 333 | 1 | 4 | 250 | 0 | 0 | 000 | 0 | 2 | 2 | 2.3 | 5 | 1 | 1 | 1 | 1 | 0 | 5 | 7.7 | |
| FLORIDA A&M | 12/9/18 | 23 | 3 | 6 | 500 | 1 | 2 | 500 | 1 | 1 | 1000 | 0 | 2 | 2 | 2.3 | 1 | 0 | 3 | 1 | 0 | 4 | 8 | 7.8 | |
| GARDNER-WEBB | 12/17/18 | 27 | 0 | 5 | 000 | 0 | 2 | 000 | 2 | 2 | 1000 | 0 | 6 | 6 | 2.7 | 2 | 0 | 4 | 2 | 1 | 1 | 2 | 7.1 | |
| at Arkansas | 12/19/18 | 33 | 3 | 10 | 300 | 1 | 4 | 250 | 4 | 5 | 800 | 1 | 2 | 3 | 2.7 | 1 | 0 | 2 | 2 | 0 | 2 | 11 | 7.5 | |
| GEORGIA | 12/22/18 | 39 | 6 | 10 | 600 | 0 | 0 | 000 | 2 | 5 | 400 | 1 | 4 | 5 | 2.9 | 2 | 0 | 3 | 0 | 0 | 0 | 14 | 8.1 | |
| KENNESAW STATE | 12/28/18 | 23 | 3 | 6 | 500 | 0 | 1 | 000 | 3 | 3 | 1000 | 0 | 3 | 3 | 2.9 | 2 | 0 | 6 | 0 | 1 | 3 | 9 | 8.2 | |
| USC UPSTATE | 1/2/19 | 34 | 5 | 8 | 625 | 0 | 1 | 000 | 4 | 4 | 1000 | 0 | 3 | 3 | 2.9 | 0 | 0 | 2 | 2 | 1 | 0 | 14 | 8.6 | |
| WAKE FOREST | 1/5/19 | 34 | 4 | 6 | 667 | 3 | 4 | 750 | 5 | 8 | 625 | 1 | 3 | 4 | 3.0 | 3 | 0 | 4 | 2 | 0 | 1 | 16 | 9.1 | |
| VIRGINIA TECH | 1/9/19 | 40 | 3 | 7 | 429 | 1 | 4 | 250 | 0 | 2 | 000 | 0 | 6 | 6 | 3.2 | 1 | 0 | 3 | 3 | 0 | 2 | 7 | 9.0 | |
| at Syracuse | 1/12/19 | 35 | 1 | 6 | 167 | 0 | 3 | 000 | 3 | 8 | 375 | 1 | 3 | 4 | 3.3 | 2 | 0 | 2 | 5 | 0 | 4 | 5 | 8.8 | |
| at Clemson | 1/16/19 | 35 | 2 | 7 | 286 | 0 | 2 | 000 | 4 | 4 | 1000 | 0 | 4 | 4 | 3.3 | 1 | 0 | 1 | 1 | 2 | 8 | 8.7 | | |
| LOUISVILLE | 1/19/19 | 28 | 2 | 5 | 400 | 1 | 1 | 1000 | 3 | 4 | 750 | 0 | 0 | 0 | 3.1 | 2 | 0 | 2 | 2 | 0 | 1 | 8 | 8.7 | |
| NOTRE DAME | 1/22/19 | 39 | 4 | 7 | 571 | 2 | 5 | 400 | 1 | 2 | 500 | 0 | 3 | 3 | 3.1 | 2 | 0 | 5 | 1 | 0 | 2 | 11 | 8.8 | |
| at Duke | 1/26/19 | 37 | 5 | 10 | 500 | 1 | 1 | 1000 | 0 | 1 | 000 | 0 | 3 | 3 | 3.1 | 1 | 0 | 1 | 6 | 0 | 4 | 11 | 8.9 | |
| NORTH CAROLINA | 1/29/19 | 29 | 3 | 10 | 300 | 1 | 3 | 333 | 2 | 4 | 500 | 1 | 4 | 5 | 3.2 | 0 | 0 | 2 | 1 | 1 | 0 | 9 | 8.9 | |
| at Florida State | 2/2/19 | 37 | 3 | 13 | 231 | 2 | 5 | 400 | 2 | 2 | 1000 | 1 | 4 | 5 | 3.3 | 3 | 0 | 0 | 4 | 0 | 1 | 10 | 9.0 | |
| CLEMSON | 2/6/19 | 34 | 2 | 5 | 400 | 2 | 4 | 500 | 0 | 0 | 000 | 0 | 1 | 1 | 3.2 | 0 | 0 | 1 | 3 | 0 | 0 | 6 | 8.8 | |
| at Notre Dame | 02/10/19 | 40 | 6 | 13 | 462 | 4 | 5 | 800 | 2 | 2 | 1000 | 3 | 5 | 8 | 3.4 | 4 | 0 | 6 | 2 | 2 | 1 | 18 | 9.2 | |
| at Virginia Tech | 2/13/19 | 37 | 6 | 11 | 545 | 4 | 7 | 571 | 6 | 7 | 857 | 0 | 5 | 5 | 3.4 | 2 | 0 | 5 | 2 | 1 | 0 | 22 | 9.7 | |
| FLORIDA STATE | 2/16/19 | 33 | 2 | 11 | 182 | 1 | 4 | 250 | 1 | 2 | 500 | 1 | 6 | 7 | 3.6 | 0 | 0 | 1 | 4 | 0 | 1 | 6 | 9.6 | |
| PITTSBURGH | 2/20/19 | 25 | 1 | 4 | 250 | 1 | 2 | 500 | 0 | 0 | 000 | 0 | 5 | 5 | 3.6 | 5 | 1 | 2 | 2 | 0 | 0 | 3 | 9.3 | |
| at Miami | 2/23/19 | 38 | 4 | 12 | 333 | 3 | 7 | 429 | 2 | 3 | 667 | 0 | 0 | 0 | 3.5 | 1 | 0 | 3 | 1 | 0 | 0 | 13 | 9.5 | |
| at Virginia | 2/27/19 | 32 | 4 | 8 | 500 | 2 | 6 | 333 | 0 | 0 | 000 | 0 | 0 | 0 | 3.4 | 0 | 0 | 1 | 2 | 1 | 0 | 10 | 9.5 | |
| BOSTON COLLEGE | 3/3/19 | 45 | 8 | 17 | 471 | 4 | 9 | 444 | 0 | 0 | 000 | 2 | 1 | 3 | 3.4 | 0 | 0 | 4 | 0 | 1 | 1 | 20 | 9.8 | |
| at NC State | 3/6/19 | 39 | 1 | 6 | 167 | 0 | 1 | 000 | 3 | 4 | 750 | 0 | 3 | 3 | 3.4 | 1 | 0 | 7 | 4 | 0 | 1 | 5 | 9.7 | |
| vs Notre Dame | 3/12/19 | 40 | 4 | 8 | 500 | 2 | 4 | 500 | 0 | 0 | 000 | 0 | 2 | 2 | 3.3 | 2 | 0 | 1 | 1 | 0 | 2 | 10 | 9.7 | |
| Totals | | 23 | 1033 | 101 | 252 | 401 | 42 | 107 | 393 | 66 | 93 | 710 | 13 | 93 | 106 | 3.3 | 57 | 2 | 81 | 72 | 16 | 44 | 310 | 9.7 |

CAREER STATISTICS

| Year | GP | GS | MP | Avg | FG | FGA | Pct | 3FG | 3FGA | Pct | FT | FTA | Pct | Off | Def | Tot | Avg | PF | FO | Ast | TO | Blk | Stl | Pts | Avg |
|---------|----|----|------|------|-----|-----|------|-----|------|------|----|-----|------|-----|-----|-----|-----|----|----|-----|----|-----|-----|-----|-----|
| 2018-19 | 32 | 23 | 1033 | 32.3 | 101 | 252 | .401 | 42 | 107 | .393 | 66 | 93 | .710 | 13 | 93 | 106 | 3.3 | 57 | 2 | 81 | 72 | 16 | 44 | 310 | 9.7 |
| TOTAL | 32 | 23 | 1033 | 32.3 | 101 | 252 | .401 | 42 | 107 | .393 | 66 | 93 | .710 | 13 | 93 | 106 | 3.3 | 57 | 2 | 81 | 72 | 16 | 44 | 310 | 9.7 |

CAREER STATISTICS - ACC GAMES

| Year | GP | GS | MP | Avg | FG | FGA | Pct | 3FG | 3FGA | Pct | FT | FTA | Pct | Off | Def | Tot | Avg | PF | FO | Ast | TO | Blk | Stl | Pts | Avg |
|---------|----|----|-----|------|----|-----|------|-----|------|------|----|-----|------|-----|-----|-----|-----|----|----|-----|----|-----|-----|-----|------|
| 2018-19 | 18 | 18 | 637 | 35.4 | 61 | 158 | .386 | 32 | 73 | .438 | 34 | 53 | .642 | 10 | 56 | 66 | 3.7 | 28 | 1 | 50 | 45 | 7 | 21 | 188 | 10.4 |
| TOTAL | 18 | 18 | 637 | 35.4 | 61 | 158 | .386 | 32 | 73 | .438 | 34 | 53 | .642 | 10 | 56 | 66 | 3.7 | 28 | 1 | 50 | 45 | 7 | 21 | 188 | 10.4 |

STUDENT-ATHLETE PROFILES

SHAHEED MEDLOCK

45

Guard • 6-5 • 196 • Senior • Waycross, Ga. • Ware County HS

General

Non-(athletic)-scholarship player who enrolled at Tech and joined the basketball program in the summer of 2016 ... Attending Tech on a Bill Gates Millennium Scholarship ... Earned a reputation as an outstanding defensive player in high school, and plays that role for the jackets' scout team in practice ... Born in Chicago, Ill., one of eight children ... Father played football (running back) at Purdue from 1984-87 ... Brother played basketball at Chicago State University ... Majoring in business administration.



2018-19

Returned to the team after a year's hiatus and played in three games, including a quick stint at Florida State ... Total of two-plus minutes ... Named to the ACC Academic Honor Roll.

2016-17

Played in three games, scored his first points against Tusculum in a four-minute stint.

High School

Lettered four years at Ware County High School for coach Tre Hill ... Served as team captain his final three years ... Helped Ware County to a 17-14 record, 9-7 in its region, in 2015-16 ... Averaged eight points, seven rebounds and two steals per game ... Member of the Principal's Honor Roll every year, accumulating a 4.0 grade-point average including advanced math and honors history courses among his credits ... Member of the National Honor Society and Student Council.

CAREER HIGHS

Points: 2, Tusculum -- 2/7/17

Rebounds: 1, vs TCU -- 3/30/17

FG made: 1, Tusculum -- 2/7/17

FG attempts: 3, Tusculum -- 2/7/17

Minutes: 4, Tusculum -- 2/7/17

MEDLOCK GAME-BY-GAME STATISTICS

| 2016-17 | Date | GS | Min | FG | FGA | Pct | 3FG | 3FGA | Pct | FT | FTA | Pct | OR | DR | Tot | Avg | PFFO | A | TO | Blk | Stl | Pts | Avg |
|-------------------|----------|-----|-----|----|------|------|-----|------|------|------|-----|------|------|----|-----|-----|------|---|----|-----|-----|-----|-----|
| vs UCLA | 11/11/17 | DNP | | | | | | | | | | | | | | | | | | | | | |
| BETHUNE-COOKMAN | 11/19/17 | DNP | | | | | | | | | | | | | | | | | | | | | |
| UTRGV | 11/22/17 | 1 | 0 | 0 | .000 | | 0 | 0 | .000 | 0 | 0 | .000 | 0 | 0 | 0 | 0.0 | 0 | 0 | 1 | 0 | 0 | 0 | 0.0 |
| NORTH TEXAS | 11/24/17 | DNP | | | | | | | | | | | | | | | | | | | | | |
| NORTHWESTERN | 11/28/17 | DNP | | | | | | | | | | | | | | | | | | | | | |
| GRAMBLING STATE | 12/1/17 | DNP | | | | | | | | | | | | | | | | | | | | | |
| TENNESSEE | 12/3/17 | DNP | | | | | | | | | | | | | | | | | | | | | |
| at Wofford | 12/06/17 | DNP | | | | | | | | | | | | | | | | | | | | | |
| FLORIDA A&M | 12/17/17 | 2 | 0 | 1 | .000 | | 0 | 0 | .000 | 0 | 0 | .000 | 0 | 0 | 0 | 0.0 | 0 | 0 | 0 | 0 | 0 | 0 | 0.0 |
| at Georgia | 12/19/17 | DNP | | | | | | | | | | | | | | | | | | | | | |
| WRIGHT STATE | 12/22/17 | DNP | | | | | | | | | | | | | | | | | | | | | |
| COPPIN STATE | 12/27/17 | DNP | | | | | | | | | | | | | | | | | | | | | |
| at Notre Dame | 12/30/17 | DNP | | | | | | | | | | | | | | | | | | | | | |
| MIAMI | 1/3/18 | DNP | | | | | | | | | | | | | | | | | | | | | |
| YALE | 1/6/18 | DNP | | | | | | | | | | | | | | | | | | | | | |
| NOTRE DAME | 1/10/18 | DNP | | | | | | | | | | | | | | | | | | | | | |
| at Pittsburgh | 1/13/18 | 1 | 0 | 0 | .000 | | 0 | 0 | .000 | 0 | 0 | .000 | 0 | 0 | 0 | 0.0 | 0 | 0 | 0 | 0 | 0 | 0 | 0.0 |
| VIRGINIA | 1/18/18 | DNP | | | | | | | | | | | | | | | | | | | | | |
| at North Carolina | 1/20/18 | DNP | | | | | | | | | | | | | | | | | | | | | |
| at Florida State | 1/24/18 | DNP | | | | | | | | | | | | | | | | | | | | | |
| CLEMSON | 1/28/18 | DNP | | | | | | | | | | | | | | | | | | | | | |
| SYRACUSE | 1/31/18 | DNP | | | | | | | | | | | | | | | | | | | | | |
| at Boston College | 2/4/18 | DNP | | | | | | | | | | | | | | | | | | | | | |
| at Louisville | 2/8/18 | DNP | | | | | | | | | | | | | | | | | | | | | |
| DUKE | 2/11/18 | DNP | | | | | | | | | | | | | | | | | | | | | |
| at Wake Forest | 2/14/18 | 1 | 0 | 0 | .000 | | 0 | 0 | .000 | 0 | 0 | .000 | 0 | 0 | 0 | 0.0 | 0 | 0 | 0 | 0 | 0 | 0 | 0.0 |
| VIRGINIA TECH | 2/17/18 | 1 | 0 | 0 | .000 | | 0 | 0 | .000 | 0 | 0 | .000 | 0 | 0 | 0 | 0.0 | 0 | 0 | 0 | 0 | 0 | 0 | 0.0 |
| at Virginia | 2/21/18 | DNP | | | | | | | | | | | | | | | | | | | | | |
| at Clemson | 2/24/18 | 0 | 0 | 0 | .000 | | 0 | 0 | .000 | 0 | 0 | .000 | 0 | 0 | 0 | 0.0 | 0 | 0 | 0 | 0 | 0 | 0 | 0.0 |
| NC STATE | 3/1/18 | DNP | | | | | | | | | | | | | | | | | | | | | |
| WAKE FOREST | 3/3/18 | DNP | | | | | | | | | | | | | | | | | | | | | |
| vs Boston College | 3/6/18 | DNP | | | | | | | | | | | | | | | | | | | | | |
| Totals | | 0 | 6 | 0 | 1 | .000 | | 0 | 0 | .000 | 0 | 0 | .000 | 0 | 0 | 0 | 0.0 | 0 | 0 | 1 | 0 | 0 | 0.0 |

| 2018-19 | Date | GS | Min | FG | FGA | Pct | 3FG | 3FGA | Pct | FT | FTA | Pct | OR | DR | Tot | Avg | PFFO | A | TO | Blk | Stl | Pts | Avg |
|------------------|----------|-----|-----|----|------|------|-----|------|------|------|-----|------|------|----|-----|-----|------|---|----|-----|-----|-----|-----|
| LAMAR | 11/9/18 | DNP | | | | | | | | | | | | | | | | | | | | | |
| at Tennessee | 11/13/18 | DNP | | | | | | | | | | | | | | | | | | | | | |
| EAST CAROLINA | 11/16/18 | 1 | 0 | 0 | .000 | | 0 | 0 | .000 | 0 | 0 | .000 | 0 | 0 | 0 | 0.0 | 0 | 0 | 0 | 0 | 0 | 0 | 0.0 |
| UTRGV | 11/21/18 | 1 | 0 | 1 | .000 | | 0 | 0 | .000 | 0 | 0 | .000 | 0 | 0 | 0 | 0.0 | 0 | 0 | 0 | 0 | 0 | 0 | 0.0 |
| PRAIRIE VIEW A&M | 11/23/18 | DNP | | | | | | | | | | | | | | | | | | | | | |
| at Northwestern | 11/28/18 | DNP | | | | | | | | | | | | | | | | | | | | | |
| vs St. John's | 12/1/18 | DNP | | | | | | | | | | | | | | | | | | | | | |
| FLORIDA A&M | 12/9/18 | DNP | | | | | | | | | | | | | | | | | | | | | |
| GARDNER-WEBB | 12/17/18 | DNP | | | | | | | | | | | | | | | | | | | | | |
| at Arkansas | 12/19/18 | DNP | | | | | | | | | | | | | | | | | | | | | |
| GEORGIA | 12/22/18 | DNP | | | | | | | | | | | | | | | | | | | | | |
| KENNESAW STATE | 12/28/18 | 1 | 0 | 0 | .000 | | 0 | 0 | .000 | 0 | 0 | .000 | 0 | 0 | 0 | 0.0 | 1 | 0 | 0 | 0 | 0 | 0 | 0.0 |
| USC UPSTATE | 1/2/19 | DNP | | | | | | | | | | | | | | | | | | | | | |
| WAKE FOREST | 1/5/19 | DNP | | | | | | | | | | | | | | | | | | | | | |
| VIRGINIA TECH | 1/9/19 | DNP | | | | | | | | | | | | | | | | | | | | | |
| at Syracuse | 1/12/19 | DNP | | | | | | | | | | | | | | | | | | | | | |
| at Clemson | 1/16/19 | DNP | | | | | | | | | | | | | | | | | | | | | |
| LOUISVILLE | 1/19/19 | DNP | | | | | | | | | | | | | | | | | | | | | |
| NOTRE DAME | 1/22/19 | DNP | | | | | | | | | | | | | | | | | | | | | |
| at Duke | 1/26/19 | DNP | | | | | | | | | | | | | | | | | | | | | |
| NORTH CAROLINA | 1/29/19 | DNP | | | | | | | | | | | | | | | | | | | | | |
| at Florida State | 2/2/19 | 0 | 0 | 0 | .000 | | 0 | 0 | .000 | 0 | 0 | .000 | 0 | 0 | 0 | 0.0 | 0 | 0 | 0 | 0 | 0 | 0 | 0.0 |
| CLEMSON | 2/6/19 | DNP | | | | | | | | | | | | | | | | | | | | | |
| at Notre Dame | 2/10/19 | DNP | | | | | | | | | | | | | | | | | | | | | |
| at Virginia Tech | 2/13/19 | DNP | | | | | | | | | | | | | | | | | | | | | |
| FLORIDA STATE | 2/16/19 | DNP | | | | | | | | | | | | | | | | | | | | | |
| PITTSBURGH | 2/20/19 | DNP | | | | | | | | | | | | | | | | | | | | | |
| at Miami | 2/23/19 | DNP | | | | | | | | | | | | | | | | | | | | | |
| at Virginia | 2/27/19 | DNP | | | | | | | | | | | | | | | | | | | | | |
| BOSTON COLLEGE | 3/3/19 | DNP | | | | | | | | | | | | | | | | | | | | | |
| at NC State | 3/6/19 | DNP | | | | | | | | | | | | | | | | | | | | | |
| vs Notre Dame | 3/12/19 | DNP | | | | | | | | | | | | | | | | | | | | | |
| Totals | | 0 | 2 | 0 | 0 | .000 | | 0 | 0 | .000 | 0 | 0 | .000 | 0 | 0 | 0 | 0.0 | 1 | 0 | 0 | 0 | 0 | 0.0 |

CAREER STATISTICS

| Year | GP | GS | MP | Avg | FG | FGA | Pct | 3FG | 3FGA | Pct | FT | FTA | Pct. | Off | Def | Tot | Avg | PF | FO | Ast | TO | Blk | Stl | Pts | Avg |
|---------|----|----|----|-----|----|-----|------|-----|------|------|----|-----|------|-----|-----|-----|-----|----|----|-----|----|-----|-----|-----|-----|
| 2016-17 | 3 | 0 | 6 | 2.0 | 1 | 3 | .333 | 0 | 0 | .000 | 0 | 0 | .000 | 0 | 1 | 1 | 0.3 | 3 | 0 | 0 | 0 | 0 | 0 | 2 | 0.7 |
| 2018-19 | 3 | 0 | 2 | 0.7 | 0 | 0 | .000 | 0 | 0 | .000 | 0 | 0 | .000 | 0 | 0 | 0 | 0.0 | 1 | 0 | 0 | 0 | 0 | 0 | 0 | 0.0 |
| TOTAL | 6 | 0 | 8 | 1.3 | 1 | 3 | .333 | 0 | 0 | .000 | 0 | 0 | .000 | 0 | 1 | 1 | 0.2 | 4 | 0 | 0 | 0 | 0 | 0 | 2 | 0.3 |

CAREER STATISTICS

| Year | GP | GS | MP | Avg | FG | FGA | Pct | 3FG | 3FGA | Pct | FT | FTA | Pct. | Off | Def | Tot | Avg | PF | FO | Ast | TO | Blk | Stl | Pts | Avg |
|---------|----|----|----|-----|----|-----|------|-----|------|------|----|-----|------|-----|-----|-----|-----|----|----|-----|----|-----|-----|-----|-----|
| 2016-17 | 0 | | | | | | | | | | | | | | | | | | | | | | | | |
| 2018-19 | 1 | 0 | 0 | 0.0 | 0 | 0 | .000 | 0 | 0 | .000 | 0 | 0 | .000 | 0 | 0 | 0 | 0.0 | 0 | 0 | 0 | 0 | 0 | 0 | 0 | 0.0 |
| TOTAL | 1 | 0 | 0 | 0.0 | 0 | 0 | .000 | 0 | 0 | .000 | 0 | 0 | .000 | 0 | 0 | 0 | 0.0 | 0 | 0 | 0 | 0 | 0 | 0 | 0 | 0.0 |

STUDENT-ATHLETE PROFILES

KHALID MOORE

12

Forward • 6-7 • 203 • Sophomore • Briarwood, N.Y. • Archbishop Molloy HS

General

Latest in a line of Georgia Tech recruits from the New York area, but the first scholarship player from Archbishop Molloy High School to enroll at Tech since Kenny Anderson in 1989 ... Versatile player recruited to play small forward, but can guard other positions ... Lengthy, athletic (7-foot, 0.5-inch wingspan) forward with good scoring ability and basketball IQ ... Does a lot of things that don't show up in the box score, good passer, moves well without the ball, keeps Tech offense moving, and his length and activity is an asset on defense ... Played on the same AAU team (New York Rens) as teammate Jose Alvarado ... Second-youngest of five children ... Started organized basketball at age 5 ... Studying business administration.



CAREER HIGHS

Points: 14, Florida A&M -- 12/9/18
Rebounds: 4, UTRGV -- 11/21/18
Assists: 3, 4 times
Steals: 2, Wake Forest -- 1/5/19; at Northwestern -- 11/28/18; Florida A&M -- 12/9/18
Blocks: 1, Georgia -- 12/22/18; Florida A&M -- 12/9/18
FG made: 6, Florida A&M -- 12/9/18
FG attempts: 9, vs. Notre Dame -- 3/12/19
3FG made: 2, Florida A&M -- 12/9/18; vs. Notre Dame -- 3/12/19
3FG attempts: 6, vs. Notre Dame -- 3/12/19
FT made: 6, Wake Forest -- 1/5/19
FT attempts: 6, 4 times
Minutes: 36, at NC State -- 3/6/19

CAREER ACC HIGHS

Points: 8, North Carolina -- 1/29/19; at NC State -- 3/6/19
Rebounds: 3, Louisville -- 1/19/19; Virginia Tech -- 1/9/19; Boston College -- 3/3/19
Assists: 3, at Virginia Tech -- 2/13/19; Boston College -- 3/3/19
Steals: 2, Wake Forest -- 1/5/19
FG made: 3, Notre Dame -- 1/22/19; at NC State -- 3/6/19
FG attempts: 5, Louisville -- 1/19/19; at NC State -- 3/6/19
3FG made: 1, Notre Dame -- 1/22/19; at Virginia Tech -- 2/13/19
3FG attempts: 2, Boston College -- 3/3/19
FT made: 6, Wake Forest -- 1/5/19
FT attempts: 6, Wake Forest -- 1/5/19; Boston College -- 3/3/19; at NC State -- 3/6/19
Minutes: 36, at NC State -- 3/6/19

2018-19

Played in all but one game as a freshman (DNP-CD vs. Prairie View A&M), starting 10 times, including the regular-season finale at NC State and the ACC Tournament game vs. Notre Dame ... Finished the season with eight points at NC State and 11 against Notre Dame, hitting 7-of-14 shots from the floor with three assists and no turnovers in 68 minutes ... Averaged 3.2 points and 1.3 rebounds in ACC games, hitting 50 percent of his field goal tries, 55.5 percent from the foul line ... Career-high 14 points (6-6 FG, 2-2 on 3s) vs. Florida A&M, 10 at Arkansas ... Top ACC regular-season games were eight points vs. North Carolina (2-2 FG, 4-4 FT) and at NC State (3-5 FG, 2-6 FT).

High School

Attended Archbishop Molloy High School in Queens, N.Y., and played four years for coach Michael McCleary ... Helped the Stanners to Brooklyn/Queens diocese championships in 2016 and 2017 ... Earned second-team all-league honors as a senior in 2018 ... Scored over 1,000 points in his four-year career ... Averaged 13 points, four rebounds and four assists last summer for his New York Rens team.

MOORE GAME-BY-GAME STATISTICS

| 2018-19 | Date | GS | Min | FG | FGA | Pct | 3FG | FGA | Pct | FT | FTA | Pct | OR | DR | Tot | Avg | PF | A | TO | Blk | Stl | Pts | Avg | |
|------------------|----------|------|-----|----|-------|------|-----|-------|-------|----|-------|-------|----|----|-----|-----|----|---|----|-----|-----|-----|-----|-----|
| LAMAR | 11/9/18 | 7 | 0 | 0 | 0.000 | 0 | 0 | 0.000 | 0 | 0 | 0.000 | 0 | 1 | 1 | 1.0 | 1 | 0 | 1 | 0 | 0 | 0 | 0.0 | | |
| at Tennessee | 11/13/18 | 10 | 1 | 5 | 200 | 0 | 1 | 0 | 0.000 | 2 | 21 | 0.000 | 0 | 1 | 1 | 1.0 | 1 | 0 | 0 | 0 | 0 | 4 | 2.0 | |
| EAST CAROLINA | 11/16/18 | 9 | 1 | 11 | 000 | 0 | 0 | 0 | 0.000 | 2 | 4 | 500 | 0 | 1 | 1 | 1.0 | 1 | 0 | 2 | 0 | 0 | 4 | 2.7 | |
| UTRGV | 11/21/18 | 12 | 0 | 1 | 0.000 | 0 | 0 | 0.000 | 0 | 0 | 0.000 | 1 | 3 | 4 | 1.8 | 2 | 0 | 0 | 0 | 0 | 0 | 0 | 2.0 | |
| PRairie View A&M | 11/23/18 | DNP | | | | | | | | | | | | | | | | | | | | | | |
| at Northwestern | 11/28/18 | 15 | 0 | 2 | 0.00 | 0 | 0 | 0.000 | 2 | 21 | 0.00 | 1 | 2 | 3 | 2.0 | 3 | 0 | 0 | 0 | 2 | 2 | 2 | 2.0 | |
| vs St. John's | 12/1/18 | 15 | 1 | 2 | 500 | 0 | 0 | 0.000 | 4 | 41 | 0.00 | 0 | 1 | 1 | 1.8 | 4 | 0 | 2 | 0 | 0 | 1 | 6 | 2.7 | |
| FLORIDA A&M | 12/9/18 | 18 | 6 | 61 | 000 | 2 | 21 | 0.000 | 0 | 0 | 0.000 | 1 | 2 | 3 | 2.0 | 0 | 0 | 0 | 1 | 1 | 2 | 14 | 4.3 | |
| GARDNER-WEBB | 12/17/18 | 11 | 2 | 21 | 000 | 0 | 0 | 0.000 | 2 | 21 | 0.00 | 0 | 1 | 1 | 1.9 | 1 | 0 | 1 | 1 | 0 | 0 | 6 | 4.5 | |
| at Arkansas | 12/19/18 | * 34 | 3 | 7 | 429 | 0 | 1 | 0.000 | 4 | 6 | 667 | 0 | 3 | 3 | 2.0 | 2 | 0 | 3 | 1 | 0 | 0 | 10 | 5.1 | |
| GEORGIA | 12/22/18 | * 17 | 1 | 7 | 143 | 0 | 2 | 0.000 | 0 | 0 | 0.000 | 1 | 0 | 1 | 1.9 | 2 | 0 | 1 | 2 | 1 | 0 | 2 | 4.8 | |
| KENNESAW STATE | 12/28/18 | * 25 | 1 | 2 | 500 | 1 | 11 | 0.000 | 2 | 21 | 0.00 | 0 | 1 | 1 | 1.8 | 1 | 0 | 1 | 2 | 0 | 0 | 5 | 4.8 | |
| USC UPSTATE | 1/2/19 | * 20 | 3 | 5 | 600 | 0 | 0 | 0.000 | 2 | 21 | 0.00 | 0 | 0 | 0 | 1.7 | 1 | 0 | 1 | 1 | 0 | 1 | 8 | 5.1 | |
| WAKE FOREST | 1/5/19 | * 18 | 0 | 0 | 0.00 | 0 | 0 | 0.000 | 6 | 61 | 0.00 | 0 | 2 | 2 | 1.7 | 2 | 0 | 2 | 2 | 0 | 2 | 6 | 5.2 | |
| VIRGINIA TECH | 1/9/19 | * 15 | 1 | 2 | 500 | 0 | 0 | 0.000 | 0 | 0 | 0.000 | 0 | 3 | 3 | 1.8 | 4 | 0 | 2 | 1 | 0 | 0 | 2 | 4.9 | |
| at Syracuse | 1/12/19 | * 7 | 0 | 0 | 0.00 | 0 | 0 | 0.000 | 0 | 0 | 0.000 | 0 | 0 | 0 | 1.7 | 2 | 0 | 1 | 0 | 1 | 0 | 4 | 6 | |
| at Clemson | 1/16/19 | * 18 | 2 | 21 | 000 | 0 | 0 | 0.000 | 1 | 3 | 333 | 0 | 1 | 1 | 1.6 | 2 | 0 | 0 | 0 | 0 | 0 | 5 | 4.6 | |
| LOUISVILLE | 1/19/19 | * 30 | 2 | 5 | 400 | 0 | 1 | 0.000 | 1 | 5 | 200 | 0 | 3 | 3 | 1.7 | 2 | 0 | 2 | 0 | 0 | 1 | 5 | 4.6 | |
| NOTRE DAME | 1/22/19 | * 16 | 3 | 31 | 000 | 1 | 11 | 0.000 | 0 | 1 | 0.000 | 0 | 2 | 2 | 1.7 | 4 | 0 | 1 | 2 | 0 | 0 | 7 | 4.8 | |
| at Duke | 1/26/19 | * 14 | 0 | 1 | 0.00 | 0 | 0 | 0.000 | 0 | 0 | 0.000 | 1 | 0 | 1 | 1.7 | 0 | 0 | 0 | 0 | 0 | 0 | 0 | 4.5 | |
| NORTH CAROLINA | 1/29/19 | * 15 | 2 | 21 | 000 | 0 | 0 | 0.000 | 4 | 41 | 0.00 | 0 | 0 | 0 | 1.6 | 1 | 0 | 0 | 2 | 0 | 0 | 8 | 4.7 | |
| at Florida State | 2/2/19 | * 16 | 1 | 4 | 250 | 0 | 1 | 0.000 | 2 | 3 | 667 | 0 | 2 | 2 | 1.6 | 3 | 0 | 1 | 0 | 0 | 0 | 4 | 4.7 | |
| CLEMSON | 2/6/19 | * 17 | 0 | 2 | 0.00 | 0 | 1 | 0.000 | 2 | 21 | 0.00 | 0 | 2 | 2 | 1.6 | 2 | 0 | 1 | 1 | 0 | 0 | 2 | 4.5 | |
| at Notre Dame | 2/10/19 | * 16 | 1 | 2 | 500 | 0 | 1 | 0.000 | 0 | 0 | 0.000 | 0 | 1 | 1 | 1.6 | 1 | 0 | 0 | 1 | 0 | 0 | 2 | 4.4 | |
| at Virginia Tech | 2/13/19 | * 10 | 1 | 11 | 000 | 1 | 11 | 0.000 | 0 | 0 | 0.000 | 0 | 0 | 0 | 1.5 | 0 | 0 | 3 | 0 | 0 | 0 | 3 | 4.4 | |
| FLORIDA STATE | 2/16/19 | * 22 | 0 | 1 | 0.00 | 0 | 0 | 0.000 | 0 | 2 | 0.000 | 0 | 1 | 1 | 1.5 | 1 | 0 | 2 | 2 | 0 | 1 | 0 | 4.2 | |
| PITTSBURGH | 2/20/19 | * 4 | 1 | 11 | 000 | 0 | 0 | 0.000 | 0 | 0 | 0.000 | 0 | 0 | 0 | 1.5 | 1 | 0 | 0 | 1 | 0 | 0 | 2 | 4.1 | |
| at Miami | 2/23/19 | * 1 | 0 | 0 | 0.00 | 0 | 0 | 0.000 | 0 | 0 | 0.000 | 0 | 0 | 0 | 1.4 | 0 | 0 | 0 | 0 | 0 | 0 | 0 | 4.0 | |
| at Virginia | 2/27/19 | * 10 | 0 | 1 | 0.00 | 0 | 0 | 0.000 | 0 | 0 | 0.000 | 0 | 0 | 0 | 1.4 | 1 | 0 | 0 | 0 | 0 | 0 | 0 | 3.8 | |
| BOSTON COLLEGE | 3/3/19 | * 19 | 0 | 2 | 0.00 | 0 | 2 | 0.000 | 3 | 6 | 500 | 0 | 3 | 3 | 1.4 | 1 | 0 | 3 | 0 | 0 | 0 | 3 | 3.8 | |
| at NC State | 3/6/19 | * 36 | 3 | 5 | 600 | 0 | 1 | 0.000 | 2 | 6 | 333 | 0 | 2 | 2 | 1.4 | 3 | 0 | 1 | 0 | 0 | 0 | 8 | 3.9 | |
| vs. Notre Dame | 3/12/19 | * 32 | 4 | 9 | 444 | 2 | 6 | 333 | 1 | 2 | 500 | 0 | 2 | 2 | 1.5 | 5 | 0 | 2 | 0 | 0 | 0 | 11 | 4.2 | |
| Totals | | 10 | 509 | 40 | 83 | .482 | 7 | 22 | .318 | 42 | 64 | .656 | 5 | 40 | 45 | 1.5 | 54 | 0 | 36 | 22 | 2 | 11 | 129 | 4.2 |

CAREER STATISTICS

| Year | GP | GS | MP | Avg | FG | FGA | Pct | 3FG | 3FGA | Pct | FT | FTA | Pct | Off | Def | Tot | Avg | PF | FO | Ast | TO | Blk | Stl | Pts | Avg |
|---------|----|----|-----|------|----|-----|------|-----|------|------|----|-----|------|-----|-----|-----|-----|----|----|-----|----|-----|-----|-----|-----|
| 2018-19 | 31 | 10 | 509 | 16.4 | 40 | 83 | .482 | 7 | 22 | .318 | 42 | 64 | .656 | 5 | 40 | 45 | 1.5 | 54 | 1 | 36 | 22 | 2 | 11 | 129 | 4.2 |
| TOTAL | 31 | 10 | 509 | 16.4 | 40 | 83 | .482 | 7 | 22 | .318 | 42 | 64 | .656 | 5 | 40 | 45 | 1.5 | 54 | 1 | 36 | 22 | 2 | 11 | 129 | 4.2 |

CAREER STATISTICS - ACC GAMES

| Year | GP | GS | MP | Avg | FG | FGA | Pct | 3FG | 3FGA | Pct | FT | FTA | Pct | Off | Def | Tot | Avg | PF | FO | Ast | TO | Blk | Stl | Pts | Avg |
|---------|----|----|-----|------|----|-----|------|-----|------|------|----|-----|------|-----|-----|-----|-----|----|----|-----|----|-----|-----|-----|-----|
| 2018-19 | 18 | 5 | 284 | 15.8 | 17 | 34 | .500 | 2 | 9 | .222 | 21 | 38 | .553 | 1 | 22 | 23 | 1.3 | 30 | 0 | 19 | 12 | 0 | 5 | 57 | 3.2 |
| TOTAL | 18 | 5 | 284 | 15.8 | 17 | 34 | .500 | 2 | 9 | .222 | 21 | 38 | .553 | 1 | 22 | 23 | 1.3 | 30 | 0 | 19 | 12 | 0 | 5 | 57 | 3.2 |

STUDENT-ATHLETE PROFILES

BUBBA PARHAM

Guard • 5-10 • 160 • Junior • Snellville, Ga. • Brookwood HS/VMI

General

Atlanta-area product who transferred to Georgia Tech following two standout seasons at VMI, where he made the All-Southern Conference team as a sophomore and was named SoCon Freshman of the Year ... Prolific three-point shooter who can score in a variety of ways despite his small stature ... Was granted immediate eligibility by the NCAA on Sept. 11, and has two seasons of eligibility remaining ... Has five brothers and sisters ... Enjoys bowling ... Studied psychology at VMI, plans to study history, technology and society at Tech.



2018-19 (at VMI)

Made the All-Southern Conference second teams by both the league's coaches and media ... Topped the SoCon in scoring with 21.4 points per game, and became the 41st player in VMI history to reach the 1,000-point mark with a career-high 38 points Feb. 23 at Western Carolina ... Ranked third in the SoCon with 3.63 three-point field goals per game, hitting 39.7 percent of his attempts, and had 10 games with five or more three-pointers made during the season ... Led the team in assists with 105 (3.5 per game), which ranked sixth in the SoCon ... Set career high with nine assists against The Citadel Mar. 2, and dished seven in two other games ... Stood sixth in the SoCon in free throw percentage at 79.4 ... Tallied 30-plus points in four consecutive games as one point in the season, becoming the first SoCon player since Stephen Curry of Davidson in 2017-18 to accomplish the feat ... During the string, he scored a then-career-high 35 points with school record 10 three-pointers at Kentucky November 18 ... Eclipsed that with 41 points against Western Carolina in the opening round of the SoCon Tournament, hitting 9-of-16 shots from the floor, 6-of-8 from three-point range and 17-of-18 from the free throw line; also had three assists and no turnovers in 36 minutes ... Recorded nine 30-point games on the season, becoming the first conference player to do so since Stephen Curry reached the mark 15 times in 2008-09.

2017-18 (at VMI)

Named SoCon Freshman of the Year by the league media ... Became the first VMI freshman to earn conference FOTY honors since D.J. Covington in 2010-11 (Big South Conference) and the first VMI SoCon FOTY since Jason Conley in 2001-02 ... Topped the team in scoring with a 14.6 points per game average, sixth in the SoCon ... Led or co-led VMI in scoring in 15 games, including eight straight conference games in January ... Had 24 double-figure scoring games on the season ... Had 15-game double-figure scoring streak snapped at Furman Feb. 20 (3 points) ... Averaged 16.6 point in conference play, fourth in the league ... Had seven games of 20 or more points, including a season-high 26 points with a season-high seven assists in win at Chattanooga Jan. 27 ... Hit 50-foot shot at buzzer against Wofford Jan. 24 to preserve double-figures streak ... Started all 30 games as a true freshman ... Led team in free throw percentage with a 79.8 mark, which ranked fourth in the SoCon ... Knocked down 12 of 12 from the free throw line in a 22-point college debut at NC State Nov. 10, marking the most points by a VMI freshman since Q.J. Peterson's 25 points in second round of the CIT ... Scored 21 points, including 17 after halftime to lead VMI past Charleston Southern Nov. 28 and also hit four 3-pointers that night ... Scored 21 points and hit a career-high five 3-pointers against Furman Dec. 30.

High School

Scored 1,341 points and averaged 14.1 points per game, 2.5 rebounds per game, and 2.2 assists at Brookwood High School in Snellville, Ga., and finished his career as the school's No. 3 all-time leading scorer ... Named 2016-17 Gwinnett Daily Post Player of the Year and 2016-17 Region 7 AAAAAAA Player of the Year ... In 2015-16, Parham was named to the Deep South Classic All-Tournament Team and was selected second-team All-Region 8 AAAAAA ... In his sophomore season, Parham was tabbed Deep South Classic Most Valuable Player, and the following season was named to the 2016 GACA North-South Junior All-Star game.

CAREER HIGHS

Points: 41, Western Carolina -- 3/8/19
Rebounds: 9, at Stetson -- 11/23/18
Assists: 9, The Citadel -- 3/2/19
Steals: 4, at The Citadel -- 2/17/18
Blocks: 1, UNC Greensboro -- 1/5/19
FG made: 13, at Western Carolina -- 2/23/19
FG attempts: 26, at Western Carolina -- 2/23/19
3FG made: 10, at Kentucky -- 11/18/18
3FG attempts: 16, at Kentucky -- 11/18/18
FT made: 17, vs Western Carolina -- 3/8/19
FT attempts: 17, vs Western Carolina -- 3/8/19
Minutes: 45, at Stetson -- 11/23/18

PARHAM GAME-BY-GAME STATISTICS

| 2017-18 (at VMI) | Date | GS | Min | FG | FGA | Pct | 3FG | FGA | Pct | FT | FTA | Pct | OR | DR | Tot | Avg | PFFO | A | TO | Blk | Stl | Pts | Avg | | |
|------------------------|----------|----|-----|-----|-----|------|------|-----|-------|------|-----|-------|------|----|-----|-----|------|----|----|-----|-----|-----|------|-----|------|
| at NC State | 11/10/17 | * | 24 | 4 | 11 | .364 | 2 | 7 | .286 | 12 | 12 | 1.000 | 0 | 3 | 3 | 3.0 | 2 | 0 | 4 | 0 | 1 | 22 | 22.0 | | |
| at Duquesne | 11/14/17 | * | 30 | 4 | 9 | .444 | 3 | 5 | .600 | 1 | 2 | .500 | 1 | 3 | 4 | 3.5 | 4 | 0 | 3 | 3 | 0 | 12 | 17.0 | | |
| PRESBYTERIAN | 11/18/17 | * | 22 | 0 | 5 | .000 | 0 | 3 | .000 | 2 | 2 | 1.000 | 0 | 3 | 3 | 3.3 | 2 | 0 | 3 | 3 | 0 | 2 | 12.0 | | |
| OHIO VALLEY | 11/21/17 | * | 29 | 8 | 16 | .500 | 0 | 6 | .000 | 3 | 3 | 1.000 | 0 | 7 | 7 | 4.3 | 1 | 0 | 2 | 5 | 0 | 19 | 13.8 | | |
| at American | 11/25/17 | * | 18 | 1 | 6 | .167 | 0 | 3 | .000 | 2 | 2 | 1.000 | 1 | 1 | 2 | 3.8 | 3 | 0 | 0 | 1 | 1 | 4 | 11.8 | | |
| at Charleston Southern | 11/28/17 | * | 34 | 7 | 11 | .636 | 4 | 6 | .667 | 3 | 4 | .750 | 0 | 5 | 5 | 4.0 | 3 | 0 | 6 | 2 | 0 | 21 | 13.3 | | |
| RADFORD | 12/2/17 | * | 37 | 5 | 13 | .385 | 2 | 6 | .333 | 2 | 3 | .667 | 0 | 5 | 5 | 4.1 | 2 | 0 | 3 | 4 | 0 | 14 | 13.4 | | |
| at Davidson | 12/05/17 | * | 26 | 4 | 9 | .444 | 2 | 2 | 1.000 | 0 | 0 | .000 | 0 | 4 | 4 | 4.1 | 1 | 0 | 0 | 3 | 0 | 1 | 10.0 | | |
| LONGWOOD | 12/9/17 | * | 27 | 2 | 9 | .222 | 2 | 7 | .286 | 5 | 8 | .625 | 1 | 2 | 3 | 4.0 | 3 | 0 | 3 | 1 | 0 | 11 | 12.8 | | |
| SOUTHERN WESLEYAN | 12/14/17 | * | 20 | 3 | 8 | .375 | 1 | 4 | .250 | 2 | 2 | 1.000 | 1 | 1 | 2 | 3.8 | 2 | 0 | 2 | 2 | 0 | 9 | 12.4 | | |
| at VCU | 12/22/17 | * | 29 | 2 | 10 | .200 | 1 | 6 | .167 | 4 | 4 | 1.000 | 0 | 5 | 5 | 3.9 | 2 | 0 | 3 | 5 | 0 | 1 | 9.1 | | |
| FURMAN | 12/30/17 | * | 30 | 7 | 13 | .538 | 5 | 9 | .556 | 2 | 2 | 1.000 | 0 | 3 | 3 | 3.8 | 3 | 0 | 1 | 3 | 0 | 21 | 12.8 | | |
| at Wofford | 1/04/18 | * | 26 | 4 | 10 | .400 | 2 | 5 | .400 | 1 | 1 | 1.000 | 0 | 3 | 3 | 3.8 | 0 | 0 | 1 | 2 | 0 | 11 | 12.7 | | |
| UNC Greensboro | 1/06/18 | * | 34 | 6 | 9 | .667 | 2 | 3 | .667 | 5 | 7 | .714 | 0 | 4 | 4 | 3.8 | 3 | 0 | 4 | 0 | 2 | 19 | 13.1 | | |
| at ETSU | 1/13/18 | * | 31 | 5 | 12 | .417 | 2 | 5 | .400 | 4 | 5 | .800 | 0 | 3 | 3 | 3.7 | 3 | 0 | 3 | 0 | 0 | 16 | 13.3 | | |
| at Western Carolina | 1/15/18 | * | 39 | 6 | 16 | .375 | 2 | 7 | .286 | 6 | 7 | .857 | 4 | 3 | 7 | 3.9 | 1 | 0 | 4 | 3 | 0 | 20 | 13.8 | | |
| MERCER | 1/18/18 | * | 36 | 7 | 15 | .467 | 4 | 9 | .444 | 0 | 2 | .000 | 0 | 1 | 1 | 3.8 | 2 | 0 | 3 | 1 | 0 | 18 | 14.0 | | |
| THE CITADEL | 1/20/18 | * | 37 | 8 | 12 | .667 | 4 | 7 | .571 | 4 | 4 | 1.000 | 0 | 4 | 4 | 3.8 | 2 | 0 | 4 | 1 | 0 | 24 | 14.6 | | |
| WOFFORD | 1/24/18 | * | 21 | 2 | 9 | .222 | 1 | 6 | .167 | 6 | 6 | 1.000 | 0 | 0 | 0 | 3.6 | 3 | 0 | 0 | 5 | 0 | 11 | 14.4 | | |
| at Chattanooga | 1/27/18 | * | 37 | 10 | 25 | .400 | 3 | 6 | .500 | 3 | 4 | .750 | 0 | 4 | 4 | 3.6 | 1 | 0 | 7 | 5 | 0 | 26 | 15.0 | | |
| at Sanford | 1/29/18 | * | 31 | 8 | 17 | .471 | 2 | 10 | .200 | 0 | 0 | .000 | 0 | 2 | 2 | 3.5 | 2 | 0 | 2 | 1 | 0 | 3 | 18.1 | | |
| at UNC Greensboro | 2/1/18 | * | 34 | 5 | 7 | .714 | 1 | 2 | .500 | 2 | 4 | .500 | 0 | 5 | 5 | 3.6 | 1 | 0 | 3 | 4 | 0 | 13 | 15.1 | | |
| WESTERN CAROLINA | 2/08/18 | * | 37 | 5 | 21 | .238 | 1 | 10 | .100 | 1 | 2 | .500 | 2 | 2 | 4 | 3.6 | 1 | 0 | 2 | 1 | 0 | 2 | 12.4 | | |
| ETSU | 2/10/18 | * | 35 | 3 | 14 | .214 | 3 | 7 | .429 | 2 | 5 | .400 | 1 | 5 | 6 | 3.7 | 3 | 0 | 3 | 4 | 0 | 2 | 11.7 | | |
| at Mercer | 2/15/18 | * | 30 | 6 | 14 | .429 | 1 | 5 | .200 | 3 | 5 | .600 | 1 | 2 | 3 | 3.7 | 1 | 0 | 4 | 1 | 0 | 2 | 16.8 | | |
| at The Citadel | 2/17/18 | * | 36 | 8 | 18 | .444 | 1 | 6 | .167 | 8 | 10 | .800 | 0 | 4 | 4 | 3.7 | 4 | 0 | 3 | 4 | 0 | 4 | 25.1 | | |
| at Furman | 2/20/18 | * | 29 | 1 | 10 | .100 | 1 | 7 | .143 | 0 | 0 | .000 | 0 | 0 | 0 | 3.6 | 3 | 0 | 2 | 2 | 0 | 3 | 14.7 | | |
| SANFORD | 2/23/18 | * | 28 | 6 | 18 | .333 | 3 | 8 | .375 | 4 | 4 | 1.000 | 0 | 1 | 1 | 3.5 | 4 | 0 | 1 | 2 | 0 | 1 | 19.4 | | |
| CHATTANOOGA | 2/25/18 | * | 31 | 5 | 11 | .455 | 2 | 6 | .333 | 4 | 4 | 1.000 | 0 | 1 | 1 | 3.4 | 3 | 0 | 3 | 6 | 0 | 16 | 14.9 | | |
| vs The Citadel | 3/02/18 | * | 17 | 3 | 5 | .600 | 1 | 2 | .500 | 0 | 0 | .000 | 0 | 3 | 3 | 3.4 | 1 | 0 | 2 | 2 | 0 | 1 | 7.4 | | |
| Totals | | | 30 | 895 | 145 | 363 | .399 | 58 | 175 | .331 | 91 | 114 | .798 | 12 | 89 | 101 | 3.4 | 67 | 0 | 74 | 83 | 0 | 24 | 439 | 14.6 |

| 2018-19 (at VMI) | Date | GS | Min | FG | FGA | Pct | 3FG | FGA | Pct | FT | FTA | Pct | OR | DR | Tot | Avg | PFFO | A | TO | Blk | Stl | Pts | Avg | |
|---------------------|----------|----|------|-----|-----|------|-----|-----|------|-----|-----|-------|----|----|-----|-----|------|---|-----|-----|-----|-----|-----|------|
| WASHINGTON COL | 11/06/18 | * | 26 | 8 | 15 | .533 | 2 | 7 | .286 | 5 | 6 | .833 | 2 | 4 | 6 | 6.0 | 0 | 2 | 0 | 2 | 0 | 1 | 23 | 23.0 |
| at Pittsburgh | 11/09/18 | * | 30 | 6 | 16 | .375 | 3 | 8 | .375 | 1 | 4 | .250 | 0 | 0 | 0 | 3.0 | 2 | 0 | 2 | 1 | 0 | 1 | 16 | 19.5 |
| GOUCHER | 11/11/18 | * | 22 | 6 | 12 | .500 | 4 | 7 | .571 | 3 | 3 | 1.000 | 0 | 4 | 4 | 3.3 | 0 | 0 | 2 | 0 | 0 | 1 | 19 | 19.3 |
| USC UPSTATE | 11/14/18 | * | 36 | 3 | 12 | .250 | 0 | 4 | .000 | 8 | 9 | .889 | 0 | 0 | 0 | 2.5 | 3 | 0 | 7 | 4 | 0 | 0 | 14 | 18.0 |
| at Kentucky | 11/18/18 | * | 38 | 11 | 20 | .550 | 10 | 16 | .625 | 3 | 3 | 1.000 | 1 | 2 | 3 | 2.6 | 3 | 0 | 4 | 3 | 0 | 0 | 35 | 21.4 |
| KY CHRISTIAN | 11/20/18 | * | 34 | 9 | 21 | .429 | 5 | 11 | .455 | 10 | 11 | .909 | 2 | 4 | 6 | 3.2 | 0 | 0 | 1 | 2 | 0 | 1 | 33 | 23.3 |
| at Stetson | 11/23/18 | * | 45 | 9 | 24 | .375 | 5 | 13 | .385 | 7 | 9 | .778 | 0 | 9 | 9 | 4.0 | 1 | 0 | 5 | 4 | 0 | 0 | 30 | 24.3 |
| AMERICAN | 11/27/18 | * | 35 | 7 | 18 | .389 | 4 | 7 | .571 | 12 | 14 | .857 | 1 | 4 | 5 | 4.1 | 4 | 0 | 5 | 0 | 2 | 0 | 30 | 25.0 |
| at Longwood | 12/01/18 | * | 31 | 2 | 15 | .133 | 1 | 10 | .100 | 2 | 6 | .333 | 0 | 7 | 7 | 4.4 | 4 | 0 | 4 | 1 | 0 | 0 | 7 | 23.0 |
| at Virginia Tech | 12/05/18 | * | 28 | 5 | 13 | .385 | 2 | 9 | .222 | 0 | 0 | .000 | 0 | 5 | 5 | 4.5 | 4 | 0 | 3 | 4 | 0 | 0 | 12 | 19.1 |
| at Chattanooga | 12/09/18 | * | 35 | 5 | 15 | .333 | 1 | 5 | .200 | 2 | 2 | 1.000 | 0 | 4 | 4 | 4.5 | 0 | 0 | 4 | 6 | 0 | 0 | 13 | 21.1 |
| at Presbyterian | 12/12/18 | * | 36 | 10 | 15 | .667 | 5 | 9 | .556 | 1 | 1 | 1.000 | 0 | 2 | 2 | 4.3 | 0 | 0 | 3 | 1 | 0 | 0 | 26 | 21.5 |
| NORTH ALABAMA | 12/14/18 | * | 35 | 8 | 18 | .444 | 6 | 12 | .500 | 7 | 9 | .778 | 0 | 1 | 1 | 4.0 | 3 | 0 | 4 | 3 | 0 | 1 | 29 | 22.1 |
| at Sanford | 12/19/18 | * | 34 | 8 | 20 | .400 | 6 | 12 | .500 | 2 | 3 | .667 | 0 | 2 | 2 | 3.9 | 1 | 0 | 3 | 5 | 0 | 2 | 24 | 22.2 |
| UNC GREENSBORO | 1/05/19 | * | 36 | 6 | 12 | .500 | 1 | 6 | .167 | 4 | 5 | .800 | 0 | 5 | 5 | 3.9 | 3 | 0 | 5 | 4 | 1 | 0 | 21 | 20.7 |
| FURMAN | 1/10/19 | * | 32 | 1 | 6 | .167 | 0 | 3 | .000 | 4 | 5 | .800 | 0 | 1 | 1 | 3.8 | 2 | 0 | 3 | 4 | 0 | 0 | 6 | 20.9 |
| WOFFORD | 1/12/19 | * | 34 | 2 | 7 | .286 | 2 | 6 | .333 | 4 | 6 | .667 | 0 | 2 | 2 | 3.6 | 3 | 0 | 4 | 4 | 0 | 0 | 10 | 20.2 |
| at ETSU | 1/17/19 | * | 32 | 7 | 15 | .467 | 5 | 11 | .455 | 6 | 7 | .857 | 0 | 4 | 4 | 3.7 | 3 | 0 | 6 | 4 | 1 | 1 | 25 | 20.5 |
| WESTERN CAROLINA | 1/19/19 | * | 30 | 11 | 21 | .524 | 4 | 10 | .400 | 7 | 10 | .700 | 0 | 2 | 2 | 3.6 | 3 | 0 | 4 | 1 | 0 | 1 | 33 | 21.2 |
| at Mercer | 1/24/19 | * | 38 | 6 | 16 | .375 | 2 | 11 | .182 | 3 | 4 | .750 | 0 | 1 | 1 | 3.5 | 1 | 0 | 5 | 2 | 0 | 0 | 17 | 21.0 |
| at The Citadel | 1/26/19 | * | 38 | 5 | 10 | .500 | 3 | 7 | .429 | 11 | 12 | .917 | 0 | 6 | 6 | 3.6 | 3 | 0 | 1 | 2 | 0 | 2 | 24 | 21.1 |
| at UNC Greensboro | 1/31/19 | * | 30 | 4 | 11 | .364 | 3 | 6 | .500 | 1 | 2 | .500 | 0 | 2 | 2 | 3.5 | 1 | 0 | 4 | 0 | 0 | 0 | 12 | 20.7 |
| CHATTANOOGA | 2/07/19 | * | 35 | 8 | 17 | .471 | 4 | 7 | .571 | 4 | 4 | .250 | 0 | 4 | 4 | 3.5 | 3 | 0 | 2 | 4 | 0 | 0 | 21 | 20.7 |
| SANFORD | 2/09/19 | * | 38 | 5 | 19 | .263 | 4 | 15 | .267 | 1 | 2 | .500 | 1 | 5 | 6 | 3.6 | 1 | 0 | 7 | 4 | 0 | 2 | 15 | 20.5 |
| at Wofford | 2/14/19 | * | 35 | 10 | 17 | .588 | 7 | 14 | .500 | 3 | 4 | .750 | 0 | 4 | 4 | 3.6 | 0 | 0 | 2 | 4 | 0 | 0 | 30 | 20.8 |
| at Furman | 2/16/19 | * | 24 | 6 | 13 | .462 | 4 | 10 | .400 | 0 | 0 | .000 | 0 | 1 | 1 | 3.5 | 2 | 0 | 3 | 1 | 0 | 1 | 16 | 20.7 |
| ETSU | 2/21/19 | * | 34 | 0 | 12 | .000 | 0 | 5 | .000 | 2 | 2 | 1.000 | 0 | 1 | 1 | 3.4 | 2 | 0 | 2 | 0 | 0 | 2 | 2 | 20.0 |
| at Western Carolina | 2/23/19 | * | 34 | 13 | 26 | .500 | 4 | 10 | .400 | 8 | 11 | .727 | 1 | 2 | 3 | 3.4 | 0 | 0 | 0 | 3 | 0 | 2 | 38 | 20.6 |
| MERCER | 2/28/19 | * | 35 | 8 | 13 | .615 | 6 | 12 | .500 | 9 | 9 | 1.000 | 0 | 2 | 2 | 3.4 | 2 | 0 | 4 | 3 | 0 | 1 | 31 | 21.0 |
| THE CITADEL | 3/02/19 | * | 37 | 4 | 9 | .444 | 3 | 7 | .429 | 4 | 5 | .800 | 0 | 0 | 0 | 3.3 | 2 | 0 | 9 | 2 | 0 | 0 | 15 | 20.8 |
| vs Western Carolina | 3/08/19 | * | 36 | 9 | 16 | .563 | 6 | 8 | .750 | 17 | 18 | .944 | 1 | 4 | 5 | 3.3 | 1 | 0 | 3 | 0 | 0 | 0 | 41 | 21.4 |
| vs Wofford | 3/09/19 | * | 32 | 8 | 20 | .400 | 4 | 14 | .286 | 2 | 3 | .667 | 1 | 5 | 6 | 3.4 | 0 | 0 | 1 | 2 | 0 | 2 | 22 | 21.4 |
| Totals | | 32 | 1085 | 210 | 494 | .425 | 116 | 292 | .397 | 150 | 189 | .794 | 10 | 99 | 109 | 3.4 | 60 | 0 | 112 | 82 | 1 | 20 | 686 | 21.4 |

STUDENT-ATHLETE PROFILES

SHEMBARI PHILLIPS

2

Guard • 6-4 • 210 • Redshirt Senior • Atlanta, Ga. • Wheeler HS/Tennessee

General

Transfer from Tennessee who sat out the 2017-18 season and has one season of eligibility remaining ... Part-time starter (24 starts, 64 games) over two years with the Volunteers who shot 37.1 percent from three-point range and 77 percent from the free throw line ... Proved himself to be a capable scorer and established a reputation as a good defender ... Born in Atlanta, also has lived in Fort Lauderdale, Fla., and Queens, N.Y. ... Began playing basketball in ninth grade ... Enjoys swimming and riding bicycles ... Studied criminal justice at Tennessee; enrolled in history, technology and society at Tech.



2018-19

Made the starting lineup to start the season, started six games, averaging 19.7 minutes, 4.7 points and 1.3 assists per game ... Scored 10 points against Lamar with four assists in the season opener, which turned out to be his season high ... Played in only 11 of Tech's last 18 games, but played 10 minutes at Clemson and 22 against Louisville in the absences of Brandon Alston and Jose Alvarado ... Played in nine ACC games (DNP last two regular season games) ... Did not travel to Notre Dame (2/10) or Virginia Tech (2/13) because of the flu ... Hit 32.6 percent from the floor and 4-of-22 from three-point range.

2016-17 (at Tennessee)

Appeared in 31 games and made 13 starts during his sophomore campaign ... Ended the season averaging 6.2 points, 3.1 rebounds, 1.7 assists and 20.9 minutes per game ... Led the Vols in assists seven times and led the team in steals eight times ... Averaged 32.3 mpg over his final four games of the season, posting 8.3 ppg and 5.0 rpg during that span ... Due partly to defensive ability, he saw increased minutes at the point guard position over the final three weeks of the season ... Missed the Vols' SEC Tournament game against Georgia (3/9/17) with a left ankle injury (suffered during practice the previous day) ... Made his second straight start and played a team-high 34 minutes in the win vs. Alabama (3/4/17) ... Matched his season-high with 16 points and seven rebounds in 32 minutes at LSU (3/1/17) ... Scored 14 points and handed out a career-best seven assists against Georgia Tech (12/3/16) ... Made two starts at point guard at the Maui Invitational and finished the tournament with a scoring average of 10.7 ppg and played the second-most minutes on the team at 26.7 per contest ... Scored a team-high 16 points--shooting 5-for-9 overall, 3-for-4 from 3-point range and 3-for-3 from the free-throw line--during Tennessee's loss to No. 16 Wisconsin at the Maui Invitational (1/21/16).

2015-16 (at Tennessee)

Appeared in 33 games for the Vols during his freshman campaign, getting the starting nod in each of the final 11 games of the season ... Averaged 5.4 points, 1.8 rebounds, and 16.2 minutes per game ... In SEC play, he owned the best 3-point percentage (.459) among all league freshmen with at least 30 attempts ... In 22 games prior to earning his first start, Phillips averaged 10.4 minutes per game. In his 11 starts thereafter, he averaged 27.9 mpg ... Ran off a streak of four consecutive games of double-figure scoring late in the regular season, including a season-best 23 points at Vanderbilt (3/1/16) which included four made 3-pointers ... Scored 13 points in 32 minutes of play in Tennessee's home loss to Arkansas (2/27/16) ... Posted a then-season-best in scoring with 16 points at South Carolina (2/24/16); he also handed out four assists for the second straight game ... With senior Kevin Punter Jr. sidelined with a foot injury, Phillips played a season-high 38 minutes and scored 13 points to help the Volunteers top LSU, 81-65, at home (2/20/16) ... Knocked down three 3-pointers in a then-season-high 23 minutes of action en route to 12 points at Arkansas (2/6/16) ... Recorded his best performance as a Vol against No. 21 Texas A&M (1/9/16), finishing with a then-season-best 15 points in 18 minutes of action (went 9-of-10 at the free throw line).

High School

Graduated from Wheeler High School in Marietta, Ga., where he was coached by Doug Lipscomb ... Helped lead Wheeler to a 30-2 record the 2015 Class AAAAAA state championship ... Was a 2015 McDonald's All-American nominee ... Made Sportscenter's "Top Plays" by throwing down a posterizing, one-handed transition dunk during the Spalding Hoophall Classic in Springfield, Mass., on Jan. 19, 2015 ... Rated by Hoopseen.com as one of the top 10 prospects in Georgia's Class of 2015 ... Attended Tucker High School in Tucker, Ga., as a junior in 2013-14, averaging 18 points, six rebounds, four assists and two blocks under coach James Hartry ... Played AAU ball with the Georgia Tornadoes program, coached by Steven Bouye.

CAREER HIGHS

Points: 23, at Vanderbilt, 3/1/16
Rebounds: 7 (4 times), last at LSU, 3/1/17
Assists: 7, vs. Georgia Tech, 12/3/16
Steals: 3, Lamar -- 11/9/18*
Blocks: 1 (11 times), last vs St. John's -- 12/1/18*
FG made: 8, at Vanderbilt, 3/1/16
FG attempts: 17, at Vanderbilt, 3/1/16
3FG made: 4, at Vanderbilt, 3/1/16
3FG attempts: 5, at Vanderbilt, 3/1/16 ; Missouri, 2/18/17
FT made: 9, vs. Texas A&M, 1/9/16
FT attempts: 10, vs. Texas A&M, 1/9/16
Minutes: 38, vs. LSU, 2/20/16
*at Georgia Tech

CAREER ACC HIGHS

Points: 2, at Clemson -- 1/16/19
Rebounds: 2, Louisville -- 1/19/19
Assists: 2, Louisville -- 1/19/19
Steals: 2, Louisville -- 1/19/19
Blocks: 1, Louisville -- 1/19/19 ; at Duke -- 1/26/19
FG made: 1, at Clemson -- 1/16/19
FG attempts: 3, Louisville -- 1/19/19 ; Florida State -- 2/16/19 ; at Virginia -- 2/27/19
3FG attempts: 2, Louisville -- 1/19/19 ; Florida State -- 2/16/19 ; at Virginia -- 2/27/19
Minutes: 22, Louisville -- 1/19/19

CAREER STATISTICS

| Year | GP | GS | Min | Avg | FG | FGA | Pct | 3FG | 3FGA | Pct | FT | FTA | Pct | Off | Def | Tot | Avg | PF | FO | Ast | TO | Blk | Stl | Pts | Avg |
|--------------|-----------|-----------|-------------|-------------|------------|------------|-------------|-----------|------------|-------------|------------|------------|-------------|-----------|------------|------------|------------|------------|----------|-----------|------------|-----------|-----------|------------|------------|
| 2015-16* | 33 | 11 | 535 | 16.2 | 60 | 147 | .408 | 21 | 57 | .368 | 36 | 47 | .766 | 14 | 47 | 61 | 1.9 | 72 | 2 | 32 | 44 | 5 | 8 | 177 | 5.4 |
| 2016-17* | 31 | 13 | 648 | 20.9 | 58 | 151 | .384 | 18 | 48 | .375 | 58 | 75 | .773 | 21 | 74 | 95 | 3.1 | 74 | 2 | 52 | 44 | 4 | 19 | 192 | 6.2 |
| 2018-19 | 20 | 6 | 222 | 11.1 | 15 | 46 | .326 | 4 | 22 | .182 | 7 | 9 | .778 | 0 | 21 | 21 | 1.1 | 25 | 0 | 15 | 16 | 3 | 6 | 41 | 2.1 |
| TOTAL | 84 | 30 | 1405 | 16.7 | 133 | 344 | .387 | 43 | 127 | .339 | 101 | 131 | .771 | 35 | 142 | 177 | 2.1 | 171 | 4 | 99 | 104 | 12 | 33 | 410 | 4.9 |

CAREER STATISTICS - CONFERENCE GAMES

| Year | GP | GS | MP | Avg | FG | FGA | Pct | 3FG | 3FGA | Pct | FT | FTA | Pct | Off | Def | Tot | Avg | PF | FO | Ast | TO | Blk | Stl | Pts | Avg |
|--------------|-----------|-----------|------------|-------------|-----------|------------|-------------|-----------|-----------|-------------|-----------|-----------|-------------|-----------|-----------|------------|------------|------------|----------|-----------|-----------|----------|-----------|------------|------------|
| 2015-16* | 18 | 3 | 359 | 19.9 | 28 | 88 | .318 | 6 | 31 | .194 | 24 | 32 | .750 | 10 | 46 | 56 | 3.1 | 49 | 1 | 22 | 19 | 3 | 10 | 86 | 4.8 |
| 2016-17* | 18 | 8 | 368 | 20.4 | 48 | 111 | .432 | 17 | 41 | .415 | 27 | 35 | .771 | 8 | 35 | 43 | 2.4 | 48 | 2 | 20 | 28 | 1 | 5 | 140 | 7.8 |
| 2018-19 | 9 | 0 | 61 | 6.8 | 1 | 12 | .083 | 0 | 6 | .000 | 0 | 0 | .000 | 0 | 5 | 5 | 0.6 | 5 | 0 | 3 | 2 | 2 | 2 | 2 | 0.2 |
| TOTAL | 45 | 11 | 788 | 17.5 | 77 | 211 | .365 | 23 | 78 | .295 | 51 | 67 | .761 | 18 | 86 | 104 | 2.3 | 102 | 3 | 45 | 49 | 6 | 17 | 228 | 5.1 |

*at Tennessee

STUDENT-ATHLETE PROFILES

PHILLIPS GAME-BY-GAME STATISTICS

| 2015-16 (at Tennessee).....Date GS | Min | FG | FGA | Pct | 3FG | FGA | Pct | FT | FTA | Pct | Off | Def | Tot | Avg | PFFO | A | TO | Blk | Stl | Pts | Avg | | |
|------------------------------------|-----|-----|-----|-------|------|-----|-------|------|-----|-------|------|-----|-----|-----|------|----|----|-----|-----|-----|------|-----|-----|
| UNC ASHEVILLE.....11/13/15 | 15 | 1 | 3 | .333 | 0 | 1 | .000 | 0 | 0 | .000 | 0 | 0 | 0 | 0.0 | 1 | 0 | 0 | 0 | 1 | 2 | 2.0 | | |
| at Georgia Tech.....11/16/15 | DNP | | | | | | | | | | | | | | | | | | | | | | |
| MARSHALL.....11/19/15 | 3 | 0 | 0 | .000 | 0 | 0 | .000 | 0 | 0 | .000 | 0 | 1 | 1 | 0.5 | 2 | 0 | 1 | 1 | 0 | 0 | 1.0 | | |
| GARDNER-WEBB.....11/22/15 | 5 | 0 | 0 | .000 | 0 | 0 | .000 | 0 | 0 | .000 | 0 | 1 | 1 | 0.7 | 3 | 0 | 3 | 2 | 0 | 0 | 0.7 | | |
| ARMY WEST POINT.....11/24/15 | 9 | 2 | 3 | .667 | 1 | 1 | 1.000 | 0 | 0 | .000 | 0 | 0 | 0 | 0.5 | 0 | 0 | 1 | 0 | 0 | 1 | 5.18 | | |
| vs George Washington.....11/27/15 | 19 | 1 | 8 | .125 | 0 | 2 | .000 | 0 | 0 | .000 | 1 | 0 | 1 | 0.6 | 3 | 0 | 1 | 0 | 1 | 2 | 1.8 | | |
| vs Nebraska.....11/28/15 | 2 | 0 | 1 | .000 | 0 | 0 | .000 | 2 | 2 | 1.000 | 0 | 0 | 0 | 0.5 | 0 | 0 | 1 | 0 | 0 | 2 | 1.8 | | |
| at Butler.....12/12/15 | 18 | 2 | 3 | .667 | 2 | 3 | .667 | 2 | 2 | 1.000 | 0 | 2 | 2 | 0.7 | 3 | 0 | 0 | 1 | 1 | 8 | 2.7 | | |
| FLORIDA ATLANTIC.....12/16/15 | 15 | 1 | 2 | .500 | 0 | 0 | .000 | 0 | 0 | .000 | 1 | 0 | 1 | 0.8 | 0 | 2 | 4 | 0 | 0 | 2 | 2.6 | | |
| vs Gonzaga.....12/19/15 | 3 | 0 | 0 | .000 | 0 | 0 | .000 | 0 | 0 | .000 | 0 | 0 | 0 | 0.7 | 1 | 0 | 0 | 1 | 0 | 0 | 2.3 | | |
| EAST TENNESSEE ST.....12/22/15 | 3 | 1 | 2 | .500 | 0 | 0 | .000 | 0 | 0 | .000 | 0 | 1 | 1 | 0.7 | 0 | 0 | 1 | 0 | 0 | 2 | 2.3 | | |
| TENNESSEE STATE.....12/29/15 | 13 | 0 | 1 | .000 | 0 | 1 | .000 | 1 | 2 | .500 | 0 | 2 | 2 | 0.8 | 0 | 0 | 0 | 0 | 0 | 1 | 2.2 | | |
| at Auburn.....1/2/16 | 9 | 0 | 3 | .000 | 0 | 1 | .000 | 0 | 0 | .000 | 0 | 0 | 0 | 0.8 | 1 | 0 | 2 | 0 | 0 | 0 | 2.0 | | |
| FLORIDA.....1/6/16 | 11 | 0 | 1 | .000 | 0 | 0 | .000 | 3 | 4 | .750 | 0 | 1 | 1 | 0.8 | 1 | 0 | 0 | 0 | 1 | 3 | 2.1 | | |
| TEXAS A&M.....1/9/16 | 18 | 3 | 6 | .500 | 0 | 1 | .000 | 9 | 10 | .900 | 1 | 1 | 2 | 0.9 | 3 | 0 | 1 | 0 | 0 | 15 | 3.0 | | |
| at Georgia.....1/31/16 | 8 | 1 | 3 | .333 | 0 | 0 | .000 | 1 | 1 | 1.000 | 0 | 0 | 0 | 0.8 | 2 | 0 | 2 | 0 | 0 | 3 | 3.0 | | |
| at Mississippi State.....1/16/16 | 10 | 1 | 2 | .500 | 1 | 2 | .500 | 0 | 0 | .000 | 2 | 2 | 0.9 | 3 | 0 | 1 | 0 | 0 | 3 | 3.0 | | | |
| VANDERBILT.....1/20/16 | 9 | 1 | 2 | .500 | 0 | 1 | .000 | 2 | 2 | 1.000 | 0 | 1 | 1 | 0.9 | 3 | 0 | 1 | 0 | 1 | 4 | 3.1 | | |
| SOUTH CAROLINA.....1/23/16 | 1 | 0 | 0 | .000 | 0 | 0 | .000 | 2 | 2 | 1.000 | 0 | 0 | 0 | 0.8 | 0 | 0 | 1 | 0 | 0 | 2 | 3.0 | | |
| at Alabama.....1/26/16 | 4 | 1 | 1 | 1.000 | 1 | 1 | 1.000 | 0 | 0 | .000 | 0 | 0 | 0 | 0.8 | 0 | 0 | 1 | 0 | 0 | 3 | 3.0 | | |
| at TOU.....1/30/16 | 17 | 2 | 6 | .333 | 1 | 4 | .250 | 1 | 2 | .500 | 3 | 2 | 5 | 1.0 | 4 | 0 | 1 | 1 | 0 | 6 | 3.2 | | |
| KENTUCKY.....2/2/16 | 13 | 2 | 2 | 1.000 | 1 | 1 | 1.000 | 0 | 0 | .000 | 0 | 2 | 2 | 1.0 | 4 | 0 | 0 | 1 | 0 | 5 | 3.2 | | |
| at Arkansas.....2/6/16 | 23 | 4 | 9 | .444 | 3 | 6 | .500 | 1 | 2 | .500 | 0 | 0 | 1 | 0.5 | 1 | 3 | 0 | 0 | 0 | 12 | 3.6 | | |
| AUBURN.....2/9/16 | 31 | 2 | 9 | .222 | 0 | 2 | .000 | 2 | 2 | 1.000 | 1 | 5 | 6 | 1.2 | 1 | 0 | 1 | 0 | 0 | 6 | 3.7 | | |
| at Missouri*.....2/13/16 | 32 | 4 | 7 | .571 | 2 | 4 | .500 | 0 | 0 | .000 | 1 | 3 | 4 | 1.3 | 5 | 1 | 2 | 0 | 0 | 10 | 4.0 | | |
| at Kentucky*.....2/18/16 | 26 | 2 | 5 | .400 | 1 | 1 | 1.000 | 2 | 2 | 1.000 | 1 | 1 | 2 | 1.4 | 4 | 0 | 1 | 0 | 0 | 7 | 4.1 | | |
| LSU*.....2/20/16 | 38 | 5 | 9 | .556 | 1 | 3 | .333 | 2 | 4 | .500 | 1 | 5 | 6 | 1.5 | 3 | 0 | 4 | 2 | 0 | 13 | 4.5 | | |
| at South Carolina*.....2/24/16 | 36 | 7 | 15 | .467 | 2 | 7 | .286 | 0 | 3 | .000 | 0 | 5 | 5 | 1.7 | 4 | 0 | 4 | 6 | 0 | 16 | 4.9 | | |
| ARKANSAS*.....2/27/16 | 32 | 6 | 14 | .429 | 1 | 2 | .500 | 0 | 0 | .000 | 1 | 2 | 3 | 1.7 | 3 | 0 | 2 | 1 | 0 | 13 | 5.2 | | |
| at Vanderbilt*.....3/1/16 | 37 | 8 | 17 | .471 | 4 | 5 | .800 | 3 | 3 | 1.000 | 1 | 6 | 7 | 1.9 | 2 | 0 | 2 | 5 | 0 | 23 | 5.8 | | |
| MISSISSIPPI*.....3/5/16 | 30 | 1 | 6 | .167 | 0 | 4 | .000 | 0 | 0 | .000 | 1 | 1 | 2 | 1.9 | 4 | 0 | 1 | 5 | 0 | 1 | 2 | 5.7 | |
| vs Auburn*.....3/9/16 | 25 | 1 | 2 | .500 | 0 | 1 | .000 | 3 | 4 | .750 | 1 | 1 | 2 | 1.9 | 4 | 0 | 2 | 2 | 0 | 5 | 5.6 | | |
| vs Vanderbilt*.....3/10/16 | 9 | 0 | 2 | .000 | 0 | 1 | .000 | 0 | 0 | .000 | 0 | 0 | 1 | 1.8 | 0 | 0 | 1 | 1 | 0 | 0 | 5.5 | | |
| vs LSU*.....3/11/16 | 11 | 1 | 3 | .333 | 0 | 2 | .000 | 0 | 0 | .000 | 0 | 2 | 2 | 1.8 | 3 | 0 | 2 | 0 | 0 | 2 | 5.4 | | |
| Total..... | 11 | 535 | 60 | 147 | .408 | 21 | 57 | .368 | 36 | 47 | .766 | 14 | 47 | 61 | 1.9 | 72 | 2 | 32 | 44 | 5 | 8 | 177 | 5.4 |



| 2016-17 (at Tennessee).....Date GS | Min | FG | FGA | Pct | 3FG | FGA | Pct | FT | FTA | Pct | Off | Def | Tot | Avg | PFFO | A | TO | Blk | Stl | Pts | Avg | | |
|--------------------------------------|-----|-----|-----|-------|------|-----|-------|------|-----|-------|------|-----|-----|-----|------|----|----|-----|-----|-----|------|-----|-----|
| CHATTANOOGA.....11/11/16 | 23 | 1 | 4 | .250 | 0 | 1 | .000 | 6 | 6 | 1.000 | 2 | 3 | 5 | 5.0 | 2 | 0 | 2 | 0 | 1 | 8 | 8.0 | | |
| APPALACHIAN STATE.....11/15/16 | 25 | 4 | 5 | .800 | 2 | 2 | 1.000 | 1 | 2 | .500 | 2 | 2 | 4 | 4.5 | 3 | 0 | 2 | 2 | 1 | 11 | 9.5 | | |
| vs Wisconsin*.....11/21/16 | 29 | 5 | 9 | .556 | 3 | 4 | .750 | 3 | 3 | 1.000 | 0 | 2 | 2 | 3.7 | 1 | 0 | 1 | 2 | 0 | 16 | 11.7 | | |
| vs Oregon*.....11/22/16 | 24 | 0 | 5 | .000 | 0 | 1 | .000 | 4 | 4 | 1.000 | 1 | 3 | 4 | 3.8 | 4 | 0 | 1 | 2 | 0 | 2 | 4 | 9.8 | |
| vs Chamblide*.....11/23/16 | 27 | 4 | 7 | .571 | 1 | 1 | 1.000 | 3 | 5 | .600 | 3 | 3 | 6 | 4.2 | 2 | 0 | 2 | 3 | 0 | 12 | 10.2 | | |
| GEORGIA TECH*.....12/3/16 | 30 | 4 | 5 | .800 | 2 | 2 | 1.000 | 4 | 4 | 1.000 | 1 | 4 | 5 | 4.3 | 2 | 0 | 7 | 1 | 0 | 14 | 10.8 | | |
| PRESBYTERIAN*.....12/6/16 | 21 | 2 | 3 | .667 | 1 | 1 | 1.000 | 2 | 2 | 1.000 | 0 | 3 | 3 | 4.1 | 0 | 0 | 4 | 0 | 0 | 7 | 10.3 | | |
| at North Carolina*.....12/11/16 | 28 | 2 | 5 | .400 | 0 | 0 | .000 | 3 | 4 | .750 | 0 | 0 | 0 | 3.6 | 2 | 0 | 2 | 4 | 0 | 7 | 9.9 | | |
| TENNESSEE TECH*.....12/13/16 | 29 | 2 | 5 | .400 | 1 | 1 | 1.000 | 4 | 5 | .800 | 0 | 2 | 2 | 3.4 | 1 | 0 | 5 | 2 | 0 | 9 | 9.8 | | |
| LIPSCOMB*.....12/15/16 | 19 | 3 | 5 | .600 | 0 | 0 | .000 | 3 | 4 | .750 | 0 | 4 | 4 | 3.5 | 5 | 1 | 5 | 2 | 0 | 9 | 9.7 | | |
| vs Gonzaga*.....12/18/16 | 13 | 1 | 7 | .143 | 0 | 1 | .000 | 0 | 0 | .000 | 1 | 1 | 2 | 3.4 | 1 | 0 | 1 | 2 | 0 | 2 | 9.0 | | |
| at East Tennessee State.....12/22/16 | 16 | 2 | 2 | 1.000 | 2 | 2 | 1.000 | 1 | 4 | .250 | 1 | 1 | 2 | 3.3 | 2 | 0 | 3 | 0 | 0 | 7 | 8.8 | | |
| at Texas A&M.....12/29/16 | 19 | 4 | 8 | .500 | 0 | 2 | .000 | 2 | 4 | .500 | 1 | 5 | 6 | 3.5 | 3 | 0 | 3 | 4 | 1 | 10 | 8.9 | | |
| ARKANSAS.....1/3/17 | 22 | 0 | 2 | .000 | 0 | 0 | .000 | 0 | 0 | .000 | 1 | 6 | 7 | 3.7 | 2 | 0 | 1 | 0 | 0 | 0 | 8.3 | | |
| at Florida.....1/7/17 | 0 | 0 | 0 | .000 | 0 | 0 | .000 | 0 | 0 | .000 | 0 | 0 | 0 | 3.5 | 0 | 0 | 0 | 0 | 0 | 0 | 7.7 | | |
| SOUTH CAROLINA.....1/11/17 | 19 | 0 | 4 | .000 | 0 | 2 | .000 | 0 | 0 | .000 | 0 | 2 | 2 | 3.4 | 3 | 0 | 1 | 1 | 0 | 0 | 7.3 | | |
| at Vanderbilt*.....1/14/17 | 19 | 2 | 4 | .500 | 1 | 2 | .500 | 0 | 0 | .000 | 0 | 2 | 2 | 3.3 | 3 | 0 | 0 | 0 | 0 | 2 | 5.7 | | |
| at Mississippi.....1/17/17 | 19 | 1 | 3 | .333 | 0 | 1 | .000 | 3 | 4 | .750 | 2 | 1 | 3 | 3.3 | 5 | 1 | 0 | 0 | 0 | 5 | 7.0 | | |
| MISSISSIPPI STATE.....1/21/17 | 14 | 0 | 2 | .000 | 0 | 1 | .000 | 0 | 0 | .000 | 1 | 1 | 2 | 3.2 | 2 | 0 | 0 | 1 | 0 | 0 | 6.6 | | |
| KENTUCKY.....1/24/17 | 10 | 2 | 3 | .667 | 0 | 0 | .000 | 0 | 0 | .000 | 0 | 2 | 2 | 3.2 | 3 | 0 | 0 | 1 | 0 | 2 | 4 | 6.5 | |
| KANSAS STATE.....1/28/17 | 5 | 0 | 1 | .000 | 0 | 1 | .000 | 0 | 0 | .000 | 0 | 0 | 0 | 3.0 | 0 | 0 | 0 | 0 | 0 | 0 | 6.2 | | |
| at Auburn.....1/31/17 | 17 | 2 | 5 | .400 | 0 | 1 | .000 | 0 | 0 | .000 | 1 | 2 | 3 | 3.0 | 3 | 0 | 4 | 0 | 0 | 4 | 6.1 | | |
| at Mississippi State.....2/4/17 | 11 | 0 | 0 | .000 | 0 | 0 | .000 | 2 | 2 | 1.000 | 0 | 2 | 2 | 3.0 | 2 | 0 | 0 | 0 | 0 | 2 | 5.9 | | |
| MISSISSIPPI STATE.....2/8/17 | 13 | 0 | 2 | .000 | 0 | 1 | .000 | 3 | 4 | .750 | 0 | 0 | 0 | 2.8 | 1 | 0 | 0 | 0 | 0 | 3 | 5.8 | | |
| GEORGIA.....2/11/17 | 21 | 1 | 2 | .500 | 1 | 1 | 1.000 | 0 | 0 | .000 | 0 | 2 | 2 | 2.8 | 2 | 0 | 4 | 0 | 0 | 1 | 3 | 5.7 | |
| at Kentucky.....2/14/17 | 18 | 2 | 9 | .222 | 0 | 3 | .000 | 3 | 4 | .750 | 0 | 3 | 3 | 2.8 | 3 | 0 | 0 | 0 | 0 | 2 | 7 | 5.7 | |
| MISSOURI.....2/18/17 | 28 | 4 | 7 | .571 | 2 | 5 | .400 | 0 | 0 | .000 | 0 | 2 | 2 | 2.8 | 3 | 0 | 3 | 1 | 1 | 0 | 10 | 5.9 | |
| VANDERBILT*.....2/22/17 | 34 | 2 | 13 | .154 | 0 | 3 | .000 | 2 | 3 | .667 | 2 | 5 | 7 | 2.9 | 4 | 0 | 2 | 3 | 0 | 1 | 6 | 5.9 | |
| at South Carolina.....2/25/17 | 29 | 2 | 7 | .286 | 0 | 2 | .000 | 2 | 3 | .667 | 0 | 3 | 3 | 2.9 | 3 | 0 | 1 | 3 | 0 | 1 | 6 | 5.9 | |
| at LSU*.....3/1/17 | 32 | 4 | 7 | .571 | 2 | 4 | .500 | 6 | 6 | 1.000 | 1 | 6 | 7 | 3.1 | 4 | 0 | 1 | 2 | 0 | 0 | 16 | 6.2 | |
| ALABAMA*.....3/4/17 | 34 | 2 | 10 | .200 | 0 | 3 | .000 | 1 | 2 | .500 | 1 | 2 | 3 | 3.1 | 3 | 0 | 1 | 2 | 1 | 5 | 6.2 | | |
| Total..... | 13 | 648 | 58 | 151 | .384 | 18 | 48 | .375 | 58 | 75 | .773 | 21 | 74 | 95 | 3.1 | 74 | 2 | 52 | 44 | 4 | 19 | 192 | 6.2 |

| 2018-19 (at Tech).....Date | GS | Min | FG | FGA | Pct | 3FG | FGA | Pct | FT | FTA | Pct | OR | DR | Tot | Avg | PFFO | A | TO | Blk | Stl | Pts | Avg | |
|------------------------------|----|-----|----|-----|-------|-----|-----|-------|----|-----|-------|----|----|-----|-----|------|---|----|-----|-----|-----|-----|------|
| LAMAR.....11/9/18 | * | 25 | 4 | 7 | .571 | 1 | 3 | .333 | 1 | 1 | 1.000 | 0 | 4 | 4 | 4.0 | 2 | 0 | 4 | 3 | 0 | 3 | 10 | 10.0 |
| at Tennessee.....11/13/18 | * | 22 | 1 | 4 | .250 | 0 | 2 | .000 | 0 | 1 | .000 | 0 | 1 | 1 | 2.5 | 3 | 0 | 1 | 0 | 0 | 2 | 6.0 | |
| EAST CAROLINA.....11/16/18 | * | 17 | 2 | 4 | .500 | 1 | 2 | .500 | 0 | 0 | .000 | 0 | 0 | 1 | 1.7 | 1 | 0 | 2 | 1 | 0 | 1 | 5 | 5.7 |
| UTRGV.....11/21/18 | * | 21 | 2 | 5 | .400 | 0 | 3 | .000 | 2 | 2 | 1.000 | 0 | 0 | 1 | 2.3 | 2 | 0 | 0 | 1 | 0 | 0 | 6 | 5.8 |
| PRAIRIE VIEW.....11/23/18 | * | 12 | 2 | 5 | .400 | 0 | 1 | .000 | 1 | 1 | 1.000 | 0 | 1 | 1 | 1.2 | 3 | 0 | 0 | 1 | 0 | 0 | 5 | 5.6 |
| at Northwestern.....11/28/18 | * | 21 | 0 | 2 | .000 | 0 | 0 | .000 | 0 | 0 | .000 | 0 | 2 | 2 | 1.3 | 2 | 0 | 1 | 0 | 0 | 0 | 4 | 4.7 |
| vs St. John's.....12/1/18 | | 8 | 0 | 1 | .000 | 0 | 1 | .000 | 0 | 0 | .000 | 0 | 4 | 4 | 1.7 | 0 | 0 | 0 | 1 | 1 | 0 | 0 | 4.0 |
| FLORIDA A&M.....12/9/18 | | 15 | 1 | 2 | .500 | 0 | 1 | .000 | 3 | 4 | .750 | 0 | 4 | 4 | 2.0 | 1 | 0 | 6 | 0 | 0 | 0 | 5 | 4.1 |
| GARDNER-WEBB.....12/21/18 | | 1 | 0 | 0 | .000 | 0 | 0 | .000 | 0 | 0 | .000 | 0 | 0 | 1.8 | 1 | 0 | 0 | 0 | 0 | 0 | 0 | 0 | 3.7 |
| at Arkansas.....12/19/18 | | DNP | | | | | | | | | | | | | | | | | | | | | |
| GEORGIA.....12/22/18 | | DNP | | | | | | | | | | | | | | | | | | | | | |
| KENNESAW STATE.....12/28/18 | | 12 | 1 | 3 | .333 | 1 | 2 | .500 | 0 | 0 | .000 | 0 | 0 | 0 | 1.6 | 2 | 0 | 3 | 0 | 0 | 0 | 3 | 3.6 |
| USC UPSTATE.....1/2/19 | | 7 | 1 | 1 | 1.000 | 1 | 1 | 1.000 | 0 | 0 | .000 | 0 | 0 | 0 | 1.5 | 3 | 0 | 1 | 1 | 0 | 0 | 3 | 3.5 |
| WAKE FOREST.....1/5/19 | | DNP | | | | | | | | | | | | | | | | | | | | | |
| VIRGINIA TECH.....1/9/19 | | 6 | 0 | 0 | .000 | 0 | 0 | .000 | 0 | 0 | .000 | 0 | 1 | 1 | 1.4 | 0 | 0 | 0 | 0 | 0 | 0 | 0 | 3.3 |
| at Syracuse.....1/12/19 | | DNP | | | | | | | | | | | | | | | | | | | | | |
| at Clemson.....1/16/19 | | 10 | 1 | 2 | .500 | 0 | 0 | .000 | 0 | 0 | .000 | 0 | 1 | 1 | 1.4 | 3 | 0 | 4 | 0 | 0 | 0 | 2 | 3.2 |
| LOUISVILLE.....1/19/19 | | 22 | 0 | 3 | .000 | 0 | 2 | .000 | 0 | 0 | .000 | 0 | 2 | 2 | 1.4 | 1 | 0 | 2 | 1 | 1 | 2 | 0 | 2.9 |
| NOTRE DAME.....1/22/19 | | 2 | 0 | 0 | .000 | 0 | 0 | .000 | 0 | 0 | .000 | 0 | 0 | 0 | 1.3 | 0 | 0 | 0 | 0 | 0 | 0 | 0 | 2.7 |
| at Duke.....1/26/19 | | 1 | 0 | 0 | .000 | 0 | 0 | .000 | 0 | 0 | .000 | 0 | 0 | 0 | 1.3 | 0 | 0 | 1 | 1 | 1 | 0 | 0 | 2.6 |
| NORTH CAROLINA.....1/29/19 | | DNP | | | | | | | | | | | | | | | | | | | | | |
| at Florida State.....2/2/19 | | 2 | 0 | 1 | .000 | 0 | 0 | .000 | 0 | 0 | .000 | 0 | 0 | 0 | 1.2 | 0 | 0 | 0 | 0 | 0 | 0 | 0 | 2.4 |
| CLEMSON.....2/6/19 | | 2 | 0 | 0 | .000 | 0 | 0 | .000 | 0 | 0 | .000 | 0 | 0 | 0 | 1.1 | 0 | 0 | 0 | 0 | 0 | 0 | 0 | 2.3 |
| at Notre Dame.....2/10/19 | | DNP | | | | | | | | | | | | | | | | | | | | | |
| at Virginia Tech.....2/13/19 | | DNP | | | | | | | | | | | | | | | | | | | | | |
| FLORIDA STATE.....2/16/19 | | 5 | 0 | 3 | .000 | 0 | 2 | .000 | 0 | 0 | .000 | 0 | 0 | 0 | 1.1 | 0 | 0 | 0 | 0 | 0 | 0 | 0 | 2.2 |
| at Virginia.....2/27/19 | | 11 | 0 | 3 | .000 | 0 | 2 | .000 | 0 | 0 | .000 | 0 | 1 | 1 | 1.1 | 1 | 0 | 0 | 0 | 0 | 0 | 0 | 2.1 |
| BOSTON COLLEGE.....3/3/19 | | DNP | | | | | | | | | | | | | | | | | | | | | |
| at NC State.....3/6/19 | | DNP | | | | | | | | | | | | | | | | | | | | | |
| vs Notre Dame.....3/12/19 | | DNP | | | | | | | | | | | | | | | | | | | | | |
| Totals..... | 6 | 222 | 15 | 46 | .326 | 4 | 22 | .182 | 7 | 9 | .778 | 0 | 21 | 21 | 1.1 | 25 | 0 | 15 | 16 | 3 | 6 | 41 | 2.1 |

STUDENT-ATHLETE PROFILES

MALACHI RICE

55

Guard • 6-0 • 186 • Junior • Indianapolis, Ind. • Brebeuf Jesuit Prep

General

Non-scholarship point guard who enrolled in classes and joined the Tech program in the summer of 2017 ... Left-handed ... Played in six games for the Jackets ... Born in London, England; is one of three children ... Older brother is a distance runner on the track team at Columbia University ... His twin brother Isaiah is a basketball player at Vanderbilt ... His uncle played basketball at Alabama from 1988-91 ... Began playing basketball in a recreational league at age 4 ... Studying business administration.



2018-19

Played in two games, one minute each against East Carolina and UT Rio Grande Valley ... Took one shot against the Vaqueros.

2017-18

Played in six games, including four ACC games, for a total of six minutes ... Took one shot from the floor but did not score.

High School

Played four years, lettering in three, on the varsity team for coach Todd Howard at Brebeuf Jesuit Preparatory School ... Led Brebeuf to Circle City Conference championships twice, averaging 11.6 points and 2.8 assists as a senior in 2017, and a sectional title in 2016, when he averaged 6.8 points and 2.4 assists ... He scored 15 points with four assists in Brebeuf's sectional championship win over Crispus Attucks ... Played in the Marion County all-star game following his senior year.

CAREER HIGHS

FG attempts: 1, UTRGV -- 11/21/18

Minutes: 2, Florida A&M -- 12/17/17

RICE GAME-BY-GAME STATISTICS

| 2017-18 | Date | GS | Min | FG | FGA | Pct | 3FG | 3FGA | Pct | FT | FTA | Pct | OR | DR | Tot | Avg | PFFO | A | TO | Blk | Stl | Pts | Avg |
|-------------------|----------|-----|-----|----|------|------|-----|------|------|----|-----|------|----|----|-----|-----|------|---|----|-----|-----|-----|-----|
| vs UCLA | 11/11/17 | DNP | | | | | | | | | | | | | | | | | | | | | |
| BETHUNE-COOKMAN | 11/19/17 | DNP | | | | | | | | | | | | | | | | | | | | | |
| UTRGV | 11/22/17 | 1 | 0 | 0 | .000 | | 0 | 0 | .000 | 0 | 0 | .000 | 0 | 0 | 0 | 0.0 | 0 | 0 | 1 | 0 | 0 | 0 | 0.0 |
| NORTH TEXAS | 11/24/17 | DNP | | | | | | | | | | | | | | | | | | | | | |
| NORTHWESTERN | 11/28/17 | DNP | | | | | | | | | | | | | | | | | | | | | |
| GRAMBLING STATE | 12/1/17 | DNP | | | | | | | | | | | | | | | | | | | | | |
| TENNESSEE | 12/3/17 | DNP | | | | | | | | | | | | | | | | | | | | | |
| at Wofford | 12/06/17 | DNP | | | | | | | | | | | | | | | | | | | | | |
| FLORIDA A&M | 12/17/17 | 2 | 0 | 1 | .000 | | 0 | 0 | .000 | 0 | 0 | .000 | 0 | 0 | 0 | 0.0 | 0 | 0 | 0 | 0 | 0 | 0 | 0.0 |
| at Georgia | 12/19/17 | DNP | | | | | | | | | | | | | | | | | | | | | |
| WRIGHT STATE | 12/22/17 | DNP | | | | | | | | | | | | | | | | | | | | | |
| COPPIN STATE | 12/27/17 | DNP | | | | | | | | | | | | | | | | | | | | | |
| at Notre Dame | 12/30/17 | DNP | | | | | | | | | | | | | | | | | | | | | |
| MIAMI | 1/3/18 | DNP | | | | | | | | | | | | | | | | | | | | | |
| YALE | 1/6/18 | DNP | | | | | | | | | | | | | | | | | | | | | |
| NOTRE DAME | 1/10/18 | DNP | | | | | | | | | | | | | | | | | | | | | |
| at Pittsburgh | 1/13/18 | 1 | 0 | 0 | .000 | | 0 | 0 | .000 | 0 | 0 | .000 | 0 | 0 | 0 | 0.0 | 0 | 0 | 0 | 0 | 0 | 0 | 0.0 |
| VIRGINIA | 1/18/18 | DNP | | | | | | | | | | | | | | | | | | | | | |
| at North Carolina | 1/20/18 | DNP | | | | | | | | | | | | | | | | | | | | | |
| at Florida State | 1/24/18 | DNP | | | | | | | | | | | | | | | | | | | | | |
| CLEMSON | 1/28/18 | DNP | | | | | | | | | | | | | | | | | | | | | |
| SYRACUSE | 1/31/18 | DNP | | | | | | | | | | | | | | | | | | | | | |
| at Boston College | 2/4/18 | DNP | | | | | | | | | | | | | | | | | | | | | |
| at Louisville | 2/6/18 | DNP | | | | | | | | | | | | | | | | | | | | | |
| DUKE | 2/11/18 | DNP | | | | | | | | | | | | | | | | | | | | | |
| at Wake Forest | 2/14/18 | 1 | 0 | 0 | .000 | | 0 | 0 | .000 | 0 | 0 | .000 | 0 | 0 | 0 | 0.0 | 0 | 0 | 0 | 0 | 0 | 0 | 0.0 |
| VIRGINIA TECH | 2/17/18 | 1 | 0 | 0 | .000 | | 0 | 0 | .000 | 0 | 0 | .000 | 0 | 0 | 0 | 0.0 | 0 | 0 | 0 | 0 | 0 | 0 | 0.0 |
| at Virginia | 2/21/18 | DNP | | | | | | | | | | | | | | | | | | | | | |
| at Clemson | 2/24/18 | 0 | 0 | 0 | .000 | | 0 | 0 | .000 | 0 | 0 | .000 | 0 | 0 | 0 | 0.0 | 0 | 0 | 0 | 0 | 0 | 0 | 0.0 |
| NC STATE | 2/28/18 | DNP | | | | | | | | | | | | | | | | | | | | | |
| WAKE FOREST | 3/3/18 | DNP | | | | | | | | | | | | | | | | | | | | | |
| vs Boston College | 3/6/18 | DNP | | | | | | | | | | | | | | | | | | | | | |
| Totals | | 0 | 6 | 0 | 1 | .000 | 0 | 0 | .000 | 0 | 0 | .000 | 0 | 0 | 0 | 0.0 | 0 | 0 | 1 | 0 | 0 | 0 | 0.0 |

| 2018-19 | Date | GS | Min | FG | FGA | Pct | 3FG | 3FGA | Pct | FT | FTA | Pct | OR | DR | Tot | Avg | PFFO | A | TO | Blk | Stl | Pts | Avg |
|------------------|----------|-----|-----|----|------|------|-----|------|------|----|-----|------|----|----|-----|-----|------|---|----|-----|-----|-----|-----|
| LAMAR | 11/9/18 | DNP | | | | | | | | | | | | | | | | | | | | | |
| at Tennessee | 11/13/18 | DNP | | | | | | | | | | | | | | | | | | | | | |
| EAST CAROLINA | 11/16/18 | 1 | 0 | 0 | .000 | | 0 | 0 | .000 | 0 | 0 | .000 | 0 | 0 | 0 | 0.0 | 1 | 0 | 0 | 0 | 0 | 0 | 0.0 |
| UTRGV | 11/21/18 | 1 | 0 | 1 | .000 | | 0 | 0 | .000 | 0 | 0 | .000 | 0 | 0 | 0 | 0.0 | 0 | 0 | 0 | 0 | 0 | 0 | 0.0 |
| PRAIRIE VIEW A&M | 11/23/18 | DNP | | | | | | | | | | | | | | | | | | | | | |
| at Northwestern | 11/28/18 | DNP | | | | | | | | | | | | | | | | | | | | | |
| vs St. John's | 12/1/18 | DNP | | | | | | | | | | | | | | | | | | | | | |
| FLORIDA A&M | 12/9/18 | DNP | | | | | | | | | | | | | | | | | | | | | |
| GARDNER-WEBB | 12/17/18 | DNP | | | | | | | | | | | | | | | | | | | | | |
| at Arkansas | 12/19/18 | DNP | | | | | | | | | | | | | | | | | | | | | |
| GEORGIA | 12/22/18 | DNP | | | | | | | | | | | | | | | | | | | | | |
| KENNESAW STATE | 12/28/18 | DNP | | | | | | | | | | | | | | | | | | | | | |
| USC UPSTATE | 1/2/19 | DNP | | | | | | | | | | | | | | | | | | | | | |
| WAKE FOREST | 1/5/19 | DNP | | | | | | | | | | | | | | | | | | | | | |
| VIRGINIA TECH | 1/9/19 | DNP | | | | | | | | | | | | | | | | | | | | | |
| at Syracuse | 1/12/19 | DNP | | | | | | | | | | | | | | | | | | | | | |
| at Clemson | 1/16/19 | DNP | | | | | | | | | | | | | | | | | | | | | |
| LOUISVILLE | 1/19/19 | DNP | | | | | | | | | | | | | | | | | | | | | |
| NOTRE DAME | 1/22/19 | DNP | | | | | | | | | | | | | | | | | | | | | |
| at Duke | 1/26/19 | DNP | | | | | | | | | | | | | | | | | | | | | |
| NORTH CAROLINA | 1/29/19 | DNP | | | | | | | | | | | | | | | | | | | | | |
| at Florida State | 2/2/19 | DNP | | | | | | | | | | | | | | | | | | | | | |
| CLEMSON | 2/6/19 | DNP | | | | | | | | | | | | | | | | | | | | | |
| at Notre Dame | 2/10/19 | DNP | | | | | | | | | | | | | | | | | | | | | |
| at Virginia Tech | 2/13/19 | DNP | | | | | | | | | | | | | | | | | | | | | |
| FLORIDA STATE | 2/16/19 | DNP | | | | | | | | | | | | | | | | | | | | | |
| PITTSBURGH | 2/20/19 | DNP | | | | | | | | | | | | | | | | | | | | | |
| at Miami | 2/23/19 | DNP | | | | | | | | | | | | | | | | | | | | | |
| at Virginia | 2/27/19 | DNP | | | | | | | | | | | | | | | | | | | | | |
| BOSTON COLLEGE | 3/3/19 | DNP | | | | | | | | | | | | | | | | | | | | | |
| at NC State | 3/6/19 | DNP | | | | | | | | | | | | | | | | | | | | | |
| vs Notre Dame | 3/12/19 | DNP | | | | | | | | | | | | | | | | | | | | | |
| Totals | | 0 | 2 | 0 | 1 | .000 | 0 | 0 | .000 | 0 | 0 | .000 | 0 | 0 | 0 | 0.0 | 1 | 0 | 0 | 0 | 0 | 0 | 0.0 |

CAREER STATISTICS

| Year | GP | GS | MP | Avg | FG | FGA | Pct | 3FG | 3FGA | Pct | FT | FTA | Pct | Off | Def | Tot | Avg | PF | FO | Ast | TO | Blk | Stl | Pts | Avg |
|---------|----|----|----|-----|----|-----|------|-----|------|------|----|-----|------|-----|-----|-----|-----|----|----|-----|----|-----|-----|-----|-----|
| 2017-18 | 6 | 0 | 6 | 1.0 | 0 | 1 | .000 | 0 | 0 | .000 | 0 | 0 | .000 | 0 | 0 | 0 | 0.0 | 0 | 0 | 0 | 1 | 0 | 0 | 0 | 0.0 |
| 2018-19 | 2 | 0 | 2 | 1.0 | 0 | 1 | .000 | 0 | 0 | .000 | 0 | 0 | .000 | 0 | 0 | 0 | 0.0 | 1 | 0 | 0 | 0 | 0 | 0 | 0 | 0.0 |
| TOTAL | 8 | 0 | 8 | 1.0 | 0 | 2 | .000 | 0 | 0 | .000 | 0 | 0 | .000 | 0 | 0 | 0 | 0.0 | 1 | 0 | 0 | 1 | 0 | 0 | 0 | 0.0 |

CAREER STATISTICS - ACC GAMES

| Year | GP | GS | MP | Avg | FG | FGA | Pct | 3FG | 3FGA | Pct | FT | FTA | Pct | Off | Def | Tot | Avg | PF | FO | Ast | TO | Blk | Stl | Pts | Avg |
|---------|----|----|----|-----|----|-----|------|-----|------|------|----|-----|------|-----|-----|-----|-----|----|----|-----|----|-----|-----|-----|-----|
| 2017-18 | 4 | 0 | 3 | 0.8 | 0 | 0 | .000 | 0 | 0 | .000 | 0 | 0 | .000 | 0 | 0 | 0 | 0.0 | 0 | 0 | 0 | 0 | 0 | 0 | 0 | 0.0 |
| 2018-19 | 0 | | | | | | | | | | | | | | | | | | | | | | | | |
| TOTAL | 4 | 0 | 3 | 0.8 | 0 | 0 | .000 | 0 | 0 | .000 | 0 | 0 | .000 | 0 | 0 | 0 | 0.0 | 0 | 0 | 0 | 0 | 0 | 0 | 0 | 0.0 |

STUDENT-ATHLETE PROFILES


KRISTIAN SJOLUND

35

Forward • 6-8 • 213 • Sophomore • Katy, Texas • Obra D. Tompkins HS

General

Successful and versatile high school player with international experience ... Has the ability to stretch the floor with his jump shot, has impressive shot mechanics, a smooth shooting motion and deep range on his shot ... Runs the floor well, has good athleticism, hands and footwork ... Has a 6-foot, 10.25-inch wingspan, and gained 10 pounds and two inches on his vertical jump since pre-season of his freshman year while doing extra work with strength coach Dan Taylor on practice days ... Enrolled at Tech on the heels of the graduation of San Antonio native Ben Lammers, and followed two other Texans of note in the Tech program, forwards Chris Bosh and Jeremis Smith ... Grew up in Kongsberg, Norway, but has lived in Texas since 2014 ... Oldest of four children ... Began playing basketball at age nine, following in his father's footsteps ... His father played college basketball at Florida Atlantic from 1993-97 ... Started organized basketball at age 5 ... Studying business administration.



2018-19

Played in 21 games, with his most extensive court time coming in a six-game stretch before Boston College (48 points in 127 minutes) ... Did not play vs. BC, played two minutes at NC State, and scored six points in seven minutes in the ACC Tournament against Notre Dame ... Two double-figure games in that stretch, 11 points each against Virginia Tech and Florida State ... In his 13 games prior to that, scored nine total points in 62 total minutes.

High School/International

Attended Obra D. Tompkins High School where he played four years for coach Bobby Sanders ... Helped lead the Falcons to the 2018 state finals in the 6A classification ... Earned all-region III 6A honors by the Texas Association of Basketball Coaches as a junior and senior ... Named to the district 19-6A second team in 2015 and 2016 ... Played for the Shooting Stars Red AAU team, coached by Stephon Leary, from 2015-17 ... Played with Norway in the 2015 FIBA U16 European Championships, averaging 18.7 points and 5.9 rebounds a game; then in 2017, he played in the U18 Nordic Championship and scored 7.2 points a game ... Had 30 scholarship offers, according to the Katy Times; his top schools were Georgia Tech, Baylor, Tulane, Tulsa and Ole Miss, among others.

"Kristian is very skilled for his size, with great understanding of the game. He's got a high IQ and can really shoot the ball. Just like the other two, a great fit for our culture at Georgia Tech," said coach Josh Pastner.

CAREER HIGHS

Points: 11, at Virginia Tech -- 2/13/19; Florida State -- 2/16/19
Rebounds: 6, at Virginia Tech -- 2/13/19
Assists: 1, 4 times
Steals: 2, at Miami -- 2/23/19
Blocks: 1, at Virginia Tech -- 2/13/19; Florida State -- 2/16/19
FG made: 4, at Virginia Tech -- 2/13/19
FG attempts: 8, at Virginia Tech -- 2/13/19; Florida State -- 2/16/19
3FG made: 3, at Virginia Tech -- 2/13/19; Florida State -- 2/16/19
3FG attempts: 7, at Virginia Tech -- 2/13/19; Florida State -- 2/16/19; Pittsburgh -- 2/20/19
FT made: 3, Pittsburgh -- 2/20/19
FT attempts: 4, Pittsburgh -- 2/20/19
Minutes: 28, Florida State -- 2/16/19

CAREER ACC HIGHS

Points: 11, at Virginia Tech -- 2/13/19; Florida State -- 2/16/19
Rebounds: 6, at Virginia Tech -- 2/13/19
Assists: 1, at Miami -- 2/23/19; at NC State -- 3/6/19
Steals: 2, at Miami -- 2/23/19
Blocks: 1, at Virginia Tech -- 2/13/19; Florida State -- 2/16/19
FG made: 4, at Virginia Tech -- 2/13/19
FG attempts: 8, at Virginia Tech -- 2/13/19; Florida State -- 2/16/19
3FG made: 3, at Virginia Tech -- 2/13/19; Florida State -- 2/16/19
3FG attempts: 7, at Virginia Tech -- 2/13/19; Florida State -- 2/16/19; Pittsburgh -- 2/20/19
FT made: 3, Pittsburgh -- 2/20/19
FT attempts: 4, Pittsburgh -- 2/20/19
Minutes: 28, Florida State -- 2/16/19

SJOLUND GAME-BY-GAME STATISTICS

| 2018-19 | Date | GS | Min | FG | FGA | Pct | 3FG | 3FGA | Pct | FT | FTA | Pct | OR | DR | Tot | Avg | PFFO | A | TO | Blk | Stl | Pts | Avg | |
|------------------|----------|-----|-----|----|--------|------|-----|--------|------|----|-------|------|----|----|-----|-----|------|---|----|-----|-----|-----|-----|-----|
| LAMAR | 11/9/18 | 4 | 0 | 1 | 0.000 | 0 | 1 | 0.000 | 0 | 0 | 0.000 | 0 | 0 | 0 | 0 | 0.0 | 2 | 0 | 1 | 0 | 0 | 0 | 0.0 | |
| at Tennessee | 11/13/18 | 1 | 0 | 0 | 0.000 | 0 | 0 | 0.000 | 0 | 0 | 0.000 | 0 | 0 | 0 | 0 | 0.0 | 3 | 0 | 0 | 0 | 0 | 0 | 0.0 | |
| EAST CAROLINA | 11/16/18 | 11 | 0 | 2 | 0.000 | 0 | 2 | 0.000 | 2 | 2 | 1.000 | 0 | 3 | 3 | 1.0 | 0 | 0 | 0 | 1 | 0 | 0 | 2 | 0.7 | |
| UTRGV | 11/21/18 | 5 | 0 | 2 | 0.000 | 0 | 2 | 0.000 | 0 | 0 | 0.000 | 0 | 1 | 1 | 1.0 | 2 | 0 | 0 | 1 | 0 | 0 | 0 | 0.5 | |
| PRAIRIE VIEW | 11/23/18 | DNP | | | | | | | | | | | | | | | | | | | | | | |
| at Northwestern | 11/28/18 | DNP | | | | | | | | | | | | | | | | | | | | | | |
| vs St. John's | 12/1/18 | DNP | | | | | | | | | | | | | | | | | | | | | | |
| FLORIDA A&M | 12/9/18 | 9 | 1 | 3 | .333 | 1 | 2 | .500 | 0 | 0 | 0.000 | 0 | 1 | 1 | 1.0 | 2 | 0 | 0 | 2 | 0 | 0 | 3 | 1.0 | |
| GARDNER-WEBB | 12/17/18 | DNP | | | | | | | | | | | | | | | | | | | | | | |
| at Arkansas | 12/19/18 | DNP | | | | | | | | | | | | | | | | | | | | | | |
| GEORGIA | 12/22/18 | 6 | 0 | 1 | 0.000 | 0 | 1 | 0.000 | 0 | 0 | 0.000 | 0 | 0 | 0 | 0.8 | 0 | 0 | 0 | 0 | 0 | 0 | 0 | 0.8 | |
| KENNESAW STATE | 12/28/18 | 6 | 0 | 0 | 0.000 | 0 | 0 | 0.000 | 0 | 0 | 0.000 | 0 | 0 | 0 | 0.7 | 1 | 0 | 1 | 0 | 0 | 0 | 0 | 0.7 | |
| USC UPSTATE | 1/2/19 | 1 | 0 | 0 | 0.000 | 0 | 0 | 0.000 | 0 | 0 | 0.000 | 0 | 0 | 0 | 0.6 | 0 | 0 | 0 | 0 | 0 | 0 | 0 | 0.6 | |
| WAKE FOREST | 1/5/19 | DNP | | | | | | | | | | | | | | | | | | | | | | |
| VIRGINIA TECH | 1/9/19 | DNP | | | | | | | | | | | | | | | | | | | | | | |
| at Syracuse | 1/12/19 | DNP | | | | | | | | | | | | | | | | | | | | | | |
| at Clemson | 1/16/19 | 5 | 0 | 0 | 0.000 | 0 | 0 | 0.000 | 0 | 0 | 0.000 | 0 | 0 | 0 | 0.6 | 1 | 0 | 0 | 0 | 0 | 0 | 0 | 0.6 | |
| LOUISVILLE | 1/19/19 | 6 | 0 | 1 | 0.000 | 0 | 1 | 0.000 | 1 | 2 | .500 | 0 | 0 | 0 | 0.5 | 2 | 0 | 0 | 1 | 0 | 0 | 1 | 0.6 | |
| NOTRE DAME | 1/22/19 | DNP | | | | | | | | | | | | | | | | | | | | | | |
| at Duke | 1/26/19 | 1 | 1 | 1 | 11.000 | 1 | 1 | 11.000 | 0 | 0 | 0.000 | 0 | 0 | 0 | 0.5 | 0 | 0 | 0 | 0 | 0 | 0 | 3 | 0.8 | |
| NORTH CAROLINA | 1/29/19 | 3 | 0 | 1 | 0.000 | 0 | 1 | 0.000 | 0 | 0 | 0.000 | 0 | 2 | 2 | 0.6 | 0 | 0 | 0 | 0 | 0 | 0 | 0 | 0.8 | |
| at Florida State | 2/2/19 | DNP | | | | | | | | | | | | | | | | | | | | | | |
| CLEMSON | 2/6/19 | 4 | 0 | 0 | 0.000 | 0 | 0 | 0.000 | 0 | 0 | 0.000 | 0 | 0 | 0 | 0.5 | 0 | 0 | 0 | 1 | 0 | 0 | 0 | 0.7 | |
| at Notre Dame | 02/10/19 | 9 | 3 | 5 | .600 | 2 | 3 | .667 | 0 | 0 | 0.000 | 0 | 0 | 0 | 0.5 | 1 | 0 | 0 | 1 | 0 | 1 | 8 | 1.2 | |
| at Virginia Tech | 2/13/19 | 26 | 4 | 8 | .500 | 3 | 7 | .429 | 0 | 0 | 0.000 | 1 | 5 | 6 | 0.9 | 3 | 0 | 0 | 1 | 1 | 0 | 11 | 1.9 | |
| FLORIDA STATE | 2/16/19 | 28 | 3 | 8 | .375 | 3 | 7 | .429 | 2 | 2 | 1.000 | 0 | 5 | 5 | 1.1 | 3 | 0 | 0 | 1 | 1 | 0 | 11 | 2.4 | |
| PITTSBURGH | 2/20/19 | 24 | 2 | 7 | .286 | 2 | 7 | .286 | 3 | 4 | .750 | 0 | 0 | 0 | 1.1 | 2 | 0 | 0 | 3 | 0 | 0 | 9 | 2.8 | |
| at Miami | 2/23/19 | 22 | 2 | 7 | .286 | 0 | 4 | 0.000 | 0 | 0 | 0.000 | 0 | 1 | 1 | 1.1 | 1 | 0 | 1 | 0 | 0 | 2 | 4 | 2.9 | |
| at Virginia | 2/27/19 | 18 | 2 | 5 | .400 | 1 | 2 | .500 | 0 | 0 | 0.000 | 1 | 2 | 3 | 1.2 | 1 | 0 | 0 | 1 | 0 | 1 | 5 | 3.0 | |
| BOSTON COLLEGE | 3/3/19 | DNP | | | | | | | | | | | | | | | | | | | | | | |
| at NC State | 3/6/19 | 2 | 0 | 0 | 0.000 | 0 | 0 | 0.000 | 0 | 0 | 0.000 | 0 | 0 | 0 | 1.1 | 0 | 0 | 1 | 1 | 0 | 0 | 0 | 2.9 | |
| vs Notre Dame | 3/12/19 | 7 | 2 | 4 | .500 | 2 | 4 | .500 | 0 | 0 | 0.000 | 0 | 0 | 0 | 1.0 | 0 | 0 | 0 | 0 | 0 | 0 | 6 | 3.0 | |
| Totals | | 4 | 198 | 20 | 56 | .357 | 15 | 45 | .333 | 8 | 10 | .800 | 2 | 20 | 22 | 1.0 | 25 | 0 | 4 | 14 | 2 | 4 | 63 | 2.0 |

CAREER STATISTICS

| Year | GP | GS | MP | Avg | FG | FGA | Pct | 3FG | 3FGA | Pct | FT | FTA | Pct | Off | Def | Tot | Avg | PF | FO | Ast | TO | Blk | Stl | Pts | Avg |
|---------|----|----|-----|-----|----|-----|------|-----|------|------|----|-----|------|-----|-----|-----|-----|----|----|-----|----|-----|-----|-----|-----|
| 2018-19 | 21 | 4 | 198 | 9.4 | 20 | 56 | .357 | 15 | 45 | .333 | 8 | 10 | .800 | 2 | 20 | 22 | 1.0 | 25 | 0 | 4 | 14 | 2 | 4 | 63 | 3.0 |
| TOTAL | 21 | 4 | 198 | 9.4 | 20 | 56 | .357 | 15 | 45 | .333 | 8 | 10 | .800 | 2 | 20 | 22 | 1.0 | 25 | 0 | 4 | 14 | 2 | 4 | 63 | 3.0 |

CAREER STATISTICS - ACC GAMES

| Year | GP | GS | MP | Avg | FG | FGA | Pct | 3FG | 3FGA | Pct | FT | FTA | Pct | Off | Def | Tot | Avg | PF | FO | Ast | TO | Blk | Stl | Pts | Avg |
|---------|----|----|-----|------|----|-----|------|-----|------|------|----|-----|------|-----|-----|-----|-----|----|----|-----|----|-----|-----|-----|-----|
| 2018-19 | 12 | 4 | 148 | 12.3 | 17 | 43 | .395 | 12 | 33 | .364 | 6 | 8 | .750 | 2 | 15 | 17 | 1.4 | 14 | 0 | 2 | 10 | 2 | 4 | 52 | 4.3 |
| TOTAL | 12 | 4 | 148 | 12.3 | 17 | 43 | .395 | 12 | 33 | .364 | 6 | 8 | .750 | 2 | 15 | 17 | 1.4 | 14 | 0 | 2 | 10 | 2 | 4 | 52 | 4.3 |

STUDENT-ATHLETE PROFILES

MOSES WRIGHT

5

Forward • 6-9 • 230 • Junior • Raleigh, N.C. • William G. Enloe HS

General

Rapidly developing forward from Raleigh, N.C., described as a "late-bloomer" whose best basketball is ahead of him ... Earned significant playing time early in his freshman season and again late in the year as injuries thinned Tech's ranks ... Blossomed into a major contributor at the end of his sophomore season ... Has gained the ability to impact the game at both ends with his scoring, rebounding and shot-blocking skills ... Has grown four inches and added 40 pounds since his sophomore year in high school ... Has good athleticism and a high basketball IQ, at his best when he attacks the basket on offense and crashes the boards ... First North Carolina native to sign with Tech since Anthony Morrow (Charlotte), who played at Tech from 2004-08 and is an eight-year NBA veteran ... Wore No. 12 as a freshman, changed to No. 5 as a sophomore ... Began playing basketball by trying out for his high school team at the age of 14 ... Enjoys swimming and working puzzles ... Studying business administration.



2018-19

Finished the season with the best game of his career to date, scoring 25 points in the ACC Tournament against Notre Dame ... Made 12-of-18 shots from the floor, grabbed seven rebounds, had three assists and two blocked shots ... Averaged 15.6 points and 6.2 rebounds in the last five games, four of them away from home, while hitting 36-of-58 shots from the floor (62 pct.) ... Scored a career-high 19 at Miami, 10 against Boston College and 18 in his return home to Raleigh against NC State ... Started the final seven games of the season, 21 altogether ... Initially replaced the injured Evan Cole at the "4" spot, starting 13 games, and was inconsistent despite logging three double-figure games ... Played 21 minutes off the bench at Clemson and started against Louisville with Abdoulaye Gueye absent (16 points, seven rebounds, 7-of-12 FG combined) earlier in the ACC schedule ... Scored 11 points vs. UTRGV (5-of-8 FG), 12 points (5-of-8 FG) vs. St. John's, 10 (5-of-8 FG) vs. Kennesaw State for his only other double-digit games ... Finished as Tech's No. 5 scorer in ACC games (6.1 ppg), while averaging 3.6 rebounds and hitting 47.2 percent of his field goals.

2017-18

Received his most extensive playing time since before Christmas with an average of 23.1 minutes over Tech's final eight games, including a season-high of 35 at Virginia ... Averaged 4.3 points and 4.9 rebounds ... Had played very little in Tech's first 11 ACC games ... Started four straight games (8.3 ppg, 5.5 rpg) around the holiday before seeing his minutes curtailed when ACC play began ... Had played a total of 19 minutes in five games over a 12-game span for Tech before Tech's Feb. 11 game against Duke, in which he had nine points and seven rebounds in 20 minutes ... Scored a season-best 19 points (8-9 FG) with seven rebounds and three steals in a season-high 27 minutes against Florida A&M ... Had four points, six rebounds, one assist, one block and one steal in 26 minutes at Georgia ... Grabbed a season-high eight rebounds against Bethune-Cookman ... Scored six points each against Tennessee and Wofford ... Had five big rebounds in 17 minutes against Northwestern.

High School

Under head coach Patrick Paye, employed a deft inside-out offensive attack while his 7-foot-2 wingspan allowed him to wreak havoc on the glass ... In his senior season, led his team in scoring (22.0 ppg), rebounding (11.0 rpg), blocks (2.0 bpg) and three-point shooting (41.0 pct.) ... Earned all-conference and all-region honors his senior season and was also selected to play in the North Carolina-South Carolina All-Star game ... Played for the Garner Road Elite in the AAU circuit, from which coach Dwayne West has sent players like Isaiah Hicks (North Carolina) and T.J. Warren (NC State) to ACC programs ... Also played and lettered one year in tennis.



CAREER STATISTICS

| Year | GP | GS | MP | Avg | FG | FGA | Pct | 3FG | 3FGA | Pct | FT | FTA | Pct. | Off | Def | Tot | Avg | PF | FO | Ast | TO | Blk | Stl | Pts | Avg |
|--------------|-----------|-----------|------------|-------------|------------|------------|-------------|----------|-----------|-------------|-----------|-----------|-------------|-----------|------------|------------|------------|-----------|----------|-----------|-----------|-----------|-----------|------------|------------|
| 2017-18 | 25 | 10 | 414 | 16.6 | 35 | 114 | .307 | 2 | 31 | .065 | 19 | 35 | .543 | 25 | 60 | 85 | 3.4 | 42 | 2 | 17 | 29 | 13 | 16 | 91 | 3.6 |
| 2018-19 | 30 | 21 | 556 | 18.5 | 87 | 185 | .470 | 5 | 24 | .208 | 22 | 45 | .489 | 23 | 89 | 112 | 3.7 | 37 | 0 | 23 | 34 | 19 | 13 | 201 | 6.7 |
| TOTAL | 55 | 31 | 970 | 17.6 | 122 | 299 | .408 | 7 | 55 | .127 | 41 | 80 | .513 | 48 | 149 | 197 | 3.6 | 79 | 2 | 40 | 63 | 32 | 29 | 292 | 5.3 |

CAREER STATISTICS - ACC GAMES

| Year | GP | GS | MP | Avg | FG | FGA | Pct | 3FG | 3FGA | Pct | FT | FTA | Pct. | Off | Def | Tot | Avg | PF | FO | Ast | TO | Blk | Stl | Pts | Avg |
|--------------|-----------|-----------|------------|-------------|-----------|------------|-------------|----------|-----------|-------------|-----------|-----------|-------------|-----------|-----------|-----------|------------|-----------|----------|-----------|-----------|-----------|-----------|------------|------------|
| 2017-18 | 11 | 4 | 173 | 15.7 | 12 | 48 | .250 | 1 | 18 | .056 | 9 | 17 | .529 | 11 | 22 | 33 | 3.0 | 21 | 2 | 7 | 15 | 5 | 6 | 34 | 3.1 |
| 2018-19 | 16 | 9 | 280 | 17.5 | 42 | 89 | .472 | 3 | 12 | .250 | 10 | 19 | .526 | 13 | 44 | 57 | 3.6 | 19 | 0 | 9 | 21 | 10 | 5 | 97 | 6.1 |
| TOTAL | 27 | 13 | 453 | 16.8 | 54 | 137 | .394 | 4 | 30 | .133 | 19 | 36 | .528 | 24 | 66 | 90 | 3.3 | 40 | 2 | 16 | 36 | 15 | 11 | 131 | 4.9 |

STUDENT-ATHLETE PROFILES

CAREER HIGHS

Points: 25, vs. Notre Dame -- 3/12/19
 Rebounds: 8, 4 times
 Assists: 5, Kennesaw State -- 12/28/18
 Steals: 3, at Tennessee -- 11/13/18
 Blocks: 4, Pittsburgh -- 2/20/19
 FG made: 12, vs. Notre Dame -- 3/12/19
 FG attempts: 18, vs. Notre Dame -- 3/12/19
 3FG made: 1, 7 times
 3FG attempts: 4, Virginia Tech -- 2/17/18
 FT made: 3, Pittsburgh -- 2/20/19; at NC State -- 3/6/19
 FT attempts: 7, Florida A&M -- 12/17/17
 Minutes: 39, at NC State -- 3/6/19

CAREER ACC HIGHS

Points: 19, at Miami -- 2/23/19
 Rebounds: 8, Virginia Tech -- 2/17/18; Pittsburgh -- 2/20/19; at NC State -- 3/6/19
 Assists: 3, Wake Forest -- 1/5/19
 Steals: 2, Virginia Tech -- 2/17/18; at Virginia -- 2/21/18; at Virginia -- 2/27/19
 Blocks: 4 (1-43rd), Pittsburgh -- 2/20/19
 FG made: 9, at Miami -- 2/23/19
 FG attempts: 13, at Miami -- 2/23/19
 3FG made: 1, 4 times
 3FG attempts: 4, Virginia Tech -- 2/17/18
 FT made: 4, at Clemson -- 2/24/18
 FT attempts: 5, at Clemson -- 2/24/18
 Minutes: 39, at NC State -- 3/6/19

WRIGHT GAME-BY-GAME STATISTICS

| 2017-18 | Date | GS | Min | FG FGA | Pct | 3FG FGA | Pct | FT FTA | Pct | OR | DR | Tot | Avg | PF | FO | A | TO | Blk | Stl | Pts | Avg |
|-------------------|----------|-----|-----|-----------|----------|----------|------|--------|-------|------|-------|--------|-------|-------|-------|-----|-----|-----|-----|-------|-----|
| vs UCLA | 11/11/17 | * | 16 | 0 6 .000 | 0 1 .000 | 0 0 .000 | 2 0 | 2 2.0 | 2 0 | 0 0 | 2 2.0 | 2 0 | 0 0 | 0 0 | 0 0 | 1 1 | 0 0 | 0 0 | 0 0 | 0 0.0 | |
| BETHUNE-COOKMAN | 11/19/17 | | 20 | 2 7 .286 | 0 1 .000 | 0 0 .000 | 2 1 | 7 8.50 | 4 0 | 3 2 | 1 0 | 4 2.0 | | | | | | | | | |
| UTRGV | 11/22/17 | | 11 | 1 3 .333 | 0 0 .000 | 3 6 .500 | 0 0 | 0 3.3 | 2 0 | 0 2 | 1 1 | 5 3.0 | | | | | | | | | |
| NORTH TEXAS | 11/24/17 | | 11 | 2 5 .400 | 0 0 .000 | 0 0 .000 | 1 1 | 2 3.0 | 2 0 | 0 0 | 3 1 | 4 3.3 | | | | | | | | | |
| NORTHWESTERN | 11/28/17 | | 17 | 1 3 .333 | 0 1 .000 | 1 11.00 | 1 4 | 5 3.4 | 1 0 | 1 0 | 0 0 | 3 3.2 | | | | | | | | | |
| GRAMBLING STATE | 12/1/17 | | 6 | 0 2 .000 | 0 0 .000 | 0 0 .000 | 1 1 | 2 3.2 | 2 0 | 0 0 | 1 0 | 0 0 | 0 2.7 | | | | | | | | |
| TENNESSEE | 12/3/17 | | 11 | 2 4 .500 | 1 11.00 | 1 2.500 | 0 0 | 0 2.7 | 0 0 | 0 0 | 0 0 | 6 3.1 | | | | | | | | | |
| at Wofford | 12/06/17 | | 23 | 2 6 .333 | 0 3 .000 | 2 21.00 | 0 4 | 4 2.9 | 0 0 | 0 1 | 0 0 | 6 3.5 | | | | | | | | | |
| FLORIDA A&M | 12/17/17 | * | 27 | 8 9 .889 | 0 1 .000 | 3 7 .429 | 1 6 | 7 3.3 | 1 0 | 0 1 | 1 3 | 19 5.2 | | | | | | | | | |
| at Georgia | 12/19/17 | * | 26 | 2 5 .400 | 0 0 .000 | 0 0 .000 | 2 4 | 6 3.6 | 0 0 | 1 2 | 1 1 | 4 5.1 | | | | | | | | | |
| WRIGHT STATE | 12/22/17 | * | 21 | 1 4 .250 | 0 2 .000 | 0 0 .000 | 1 4 | 5 3.7 | 2 0 | 2 2 | 1 2 | 2 4.8 | | | | | | | | | |
| COPPIN STATE | 12/27/17 | * | 21 | 2 6 .333 | 0 0 .000 | 0 0 .000 | 2 2 | 4 3.8 | 0 0 | 1 1 | 0 0 | 4 4.8 | | | | | | | | | |
| at Notre Dame | 12/30/17 | DNP | | | | | | | | | | | | | | | | | | | |
| MIAMI | 1/3/18 | | 2 | 0 0 .000 | 0 0 .000 | 0 0 .000 | 0 0 | 0 3.5 | 1 0 | 0 0 | 0 0 | 0 4.4 | | | | | | | | | |
| YALE | 1/6/18 | | 7 | 0 0 .000 | 0 0 .000 | 0 0 .000 | 0 1 | 1 3.3 | 1 0 | 0 0 | 0 0 | 0 4.1 | | | | | | | | | |
| NOTRE DAME | 1/10/18 | DNP | | | | | | | | | | | | | | | | | | | |
| at Pittsburgh | 1/13/18 | | 3 | 0 1 .000 | 0 0 .000 | 0 0 .000 | 0 0 | 0 3.1 | 0 0 | 0 0 | 0 0 | 0 3.8 | | | | | | | | | |
| VIRGINIA | 1/18/18 | DNP | | | | | | | | | | | | | | | | | | | |
| at North Carolina | 1/20/18 | | 2 | 0 0 .000 | 0 0 .000 | 0 0 .000 | 0 0 | 0 2.9 | 0 0 | 0 0 | 0 0 | 0 3.6 | | | | | | | | | |
| at Florida State | 1/24/18 | DNP | | | | | | | | | | | | | | | | | | | |
| CLEMSON | 1/28/18 | DNP | | | | | | | | | | | | | | | | | | | |
| SYRACUSE | 1/31/18 | DNP | | | | | | | | | | | | | | | | | | | |
| at Boston College | 2/4/18 | DNP | | | | | | | | | | | | | | | | | | | |
| at Louisville | 2/8/18 | | 5 | 0 1 .000 | 0 1 .000 | 0 0 .000 | 0 0 | 0 2.7 | 0 0 | 0 0 | 0 1 | 0 0 | 0 3.4 | | | | | | | | |
| DUKE | 2/11/18 | | 20 | 3 6 .500 | 1 3 .333 | 2 4 .500 | 3 4 | 7 2.9 | 3 0 | 2 1 | 2 1 | 9 3.7 | | | | | | | | | |
| at Wake Forest | 2/14/18 | | 16 | 0 3 .000 | 0 2 .000 | 0 3 .000 | 0 0 | 0 2.8 | 2 0 | 1 1 | 0 0 | 0 3.5 | | | | | | | | | |
| VIRGINIA TECH | 2/17/18 | | 28 | 3 8 .375 | 0 4 .000 | 1 11.00 | 3 5 | 8 3.1 | 1 0 | 0 1 | 0 0 | 2 7.3 | | | | | | | | | |
| at Virginia | 2/21/18 | * | 35 | 3 7 .429 | 0 1 .000 | 0 0 .000 | 2 5 | 7 3.2 | 5 1 | 0 2 | 0 2 | 6 3.8 | | | | | | | | | |
| at Clemson | 2/24/18 | * | 30 | 2 10 .200 | 0 3 .000 | 4 5 .800 | 1 5 | 6 3.4 | 5 1 | 2 2 | 0 1 | 8 4.0 | | | | | | | | | |
| NC STATE | 3/1/18 | * | 23 | 1 9 .111 | 0 3 .000 | 2 4 .500 | 2 2 | 4 3.4 | 2 0 | 1 4 | 2 0 | 4 4.0 | | | | | | | | | |
| WAKE FOREST | 3/3/18 | * | 9 | 0 3 .000 | 0 1 .000 | 0 0 .000 | 0 1 | 1 3.3 | 2 0 | 1 3 | 1 0 | 0 3.8 | | | | | | | | | |
| vs Boston College | 3/6/18 | * | 24 | 0 6 .000 | 0 3 .000 | 0 0 .000 | 2 4 | 6 3.4 | 4 0 | 2 2 | 0 1 | 0 3.6 | | | | | | | | | |
| Totals | | | 10 | 414 | 35 114 | .307 | 2 31 | .065 | 19 35 | .543 | 25 60 | 85 3.4 | 42 2 | 17 29 | 13 16 | 91 | 3.6 | | | | |

| 2018-19 | Date | GS | Min | FG FGA | Pct | 3FG FGA | Pct | FT FTA | Pct | OR | DR | Tot | Avg | PF | FO | A | TO | Blk | Stl | Pts | Avg |
|------------------|----------|----|-----|------------|----------|----------|-----|--------|-------|------|-------|---------|------|-------|-------|-----|-----|-----|-----|-----|-----|
| LAMAR | 11/9/18 | | 17 | 4 6 .667 | 0 2 .000 | 0 1 .000 | 0 4 | 4 4.0 | 1 0 | 1 1 | 1 0 | 8 8.0 | | | | | | | | | |
| at Tennessee | 11/13/18 | | 23 | 2 6 .333 | 1 2 .500 | 2 21.00 | 2 1 | 3 3.5 | 2 0 | 1 2 | 0 3 | 7 7.5 | | | | | | | | | |
| EAST CAROLINA | 11/16/18 | * | 16 | 2 6 .333 | 1 11.00 | 1 3 .333 | 2 4 | 6 4.3 | 1 0 | 0 2 | 1 0 | 6 7.0 | | | | | | | | | |
| UTRGV | 11/21/18 | * | 23 | 5 8 .625 | 0 0 .000 | 1 4 .250 | 0 4 | 4 3.3 | 1 0 | 1 0 | 1 0 | 11 8.0 | | | | | | | | | |
| PRAIRIE VIEW | 11/23/18 | * | 11 | 2 4 .500 | 0 1 .000 | 0 1 .000 | 0 2 | 2 3.8 | 0 0 | 0 0 | 0 0 | 4 7.2 | | | | | | | | | |
| at Northwestern | 11/28/18 | * | 16 | 0 4 .000 | 0 0 .000 | 1 2 .500 | 0 1 | 1 3.3 | 1 0 | 0 0 | 0 1 | 1 6.2 | | | | | | | | | |
| vs St. John's | 12/1/18 | * | 25 | 5 8 .625 | 0 2 .000 | 2 21.00 | 1 2 | 3 3.3 | 2 0 | 0 1 | 0 1 | 12 7.0 | | | | | | | | | |
| FLORIDA A&M | 12/9/18 | * | 17 | 2 4 .500 | 0 1 .000 | 1 2 .500 | 1 3 | 4 3.4 | 2 0 | 0 2 | 0 1 | 5 6.8 | | | | | | | | | |
| GARDNER-WEBB | 12/17/18 | * | 18 | 2 8 .250 | 0 1 .000 | 0 0 .000 | 1 4 | 5 3.6 | 1 0 | 1 0 | 1 0 | 4 6.4 | | | | | | | | | |
| at Arkansas | 12/19/18 | * | 17 | 1 6 .167 | 0 1 .000 | 2 4 .500 | 1 3 | 4 3.6 | 0 0 | 1 0 | 1 0 | 4 6.2 | | | | | | | | | |
| GEORGIA | 12/22/18 | * | 23 | 3 6 .500 | 0 0 .000 | 1 11.00 | 0 4 | 4 3.6 | 2 0 | 1 1 | 0 0 | 7 6.3 | | | | | | | | | |
| KENNESAW STATE | 12/28/18 | * | 23 | 5 8 .625 | 0 0 .000 | 0 0 .000 | 0 6 | 6 3.8 | 3 0 | 5 3 | 1 1 | 10 6.6 | | | | | | | | | |
| USC UPSTATE | 1/2/19 | * | 12 | 0 4 .000 | 0 1 .000 | 0 2 .000 | 0 2 | 2 3.7 | 1 0 | 0 0 | 1 0 | 0 6.1 | | | | | | | | | |
| WAKE FOREST | 1/5/19 | * | 20 | 3 7 .429 | 0 1 .000 | 0 0 .000 | 1 4 | 5 3.8 | 2 0 | 3 1 | 1 1 | 6 6.1 | | | | | | | | | |
| VIRGINIA TECH | 1/8/19 | * | 14 | 0 1 .000 | 0 0 .000 | 0 0 .000 | 0 4 | 4 3.8 | 1 0 | 1 2 | 0 0 | 0 5.7 | | | | | | | | | |
| at Clemson | 1/16/19 | * | 21 | 4 7 .571 | 0 2 .000 | 1 4 .250 | 0 4 | 4 3.8 | 2 0 | 1 1 | 0 1 | 9 5.9 | | | | | | | | | |
| LOUISVILLE | 1/19/19 | * | 21 | 3 5 .600 | 0 1 .000 | 1 2 .500 | 0 3 | 3 3.8 | 2 0 | 0 2 | 0 0 | 7 5.9 | | | | | | | | | |
| NOTRE DAME | 1/22/19 | * | 3 | 0 0 .000 | 0 0 .000 | 0 0 .000 | 0 0 | 0 3.6 | 0 0 | 0 2 | 0 0 | 0 5.6 | | | | | | | | | |
| at Duke | 1/26/19 | * | 7 | 1 11.00 | 0 0 .000 | 0 0 .000 | 0 1 | 1 3.4 | 1 0 | 0 0 | 0 0 | 2 5.4 | | | | | | | | | |
| NORTH CAROLINA | 1/29/19 | | 15 | 1 5 .200 | 0 0 .000 | 2 21.00 | 0 4 | 4 3.5 | 1 0 | 0 0 | 0 0 | 4 5.4 | | | | | | | | | |
| at Florida State | 2/2/19 | | 4 | 0 1 .000 | 0 0 .000 | 0 0 .000 | 0 2 | 2 3.4 | 1 0 | 0 0 | 1 0 | 0 5.1 | | | | | | | | | |
| CLEMSON | 2/6/19 | | 2 | 0 0 .000 | 0 0 .000 | 0 0 .000 | 0 0 | 0 3.2 | 0 0 | 0 0 | 0 0 | 0 4.9 | | | | | | | | | |
| at Virginia Tech | 2/13/19 | | 24 | 3 9 .333 | 1 2 .500 | 0 0 .000 | 0 2 | 2 3.2 | 1 0 | 1 1 | 0 1 | 7 5.0 | | | | | | | | | |
| FLORIDA STATE | 2/16/19 | * | 7 | 1 4 .250 | 0 1 .000 | 0 0 .000 | 0 1 | 1 3.1 | 0 0 | 0 0 | 0 1 | 0 2.8 | | | | | | | | | |
| PITTSBURGH | 2/20/19 | * | 27 | 2 9 .222 | 0 1 .000 | 3 4 .750 | 4 3 | 7 3.2 | 3 0 | 2 2 | 4 0 | 7 4.9 | | | | | | | | | |
| at Miami | 2/23/19 | * | 27 | 9 13 .692 | 1 11.00 | 0 0 .000 | 2 3 | 5 3.3 | 2 0 | 0 2 | 1 0 | 19 5.5 | | | | | | | | | |
| at Virginia | 2/27/19 | * | 28 | 3 7 .429 | 0 1 .000 | 0 2 .000 | 2 5 | 7 3.4 | 2 0 | 1 2 | 1 2 | 6 5.5 | | | | | | | | | |
| BOSTON COLLEGE | 3/3/19 | * | 21 | 5 9 .556 | 0 1 .000 | 0 1 .000 | 3 1 | 4 3.5 | 1 0 | 0 3 | 0 0 | 10 5.6 | | | | | | | | | |
| at NC State | 3/6/19 | * | 39 | 7 11 .636 | 1 11.00 | 3 4 .750 | 1 7 | 8 3.6 | 0 0 | 2 2 | 0 2 | 18 6.1 | | | | | | | | | |
| vs. Notre Dame | 3/12/19 | * | 35 | 12 18 .667 | 0 0 .000 | 1 2 .500 | 2 5 | 7 3.7 | 1 0 | 3 1 | 2 1 | 25 6.7 | | | | | | | | | |
| Totals | | | 21 | 556 | 87 185 | .470 | 0 0 | .000 | 22 45 | .489 | 23 89 | 112 3.7 | 37 0 | 23 34 | 19 13 | 201 | 6.7 | | | | |



STUDENT-ATHLETE PROFILES

JORDAN USHER

Guard/Forward • 6-7 • 220 • Junior • Canton, Ga. • Wheeler HS/Southern California

General

Atlanta-area product who transferred to Georgia Tech from the University of Southern California prior to the start of spring semester 2019 ... Becomes eligible following Tech's fall 2018 semester and is eligible through the 2020-21 season ... Strong wing with size and the ability to get to the rim and create scoring opportunities ... His athleticism and strength make him a force both offensively and defensively ... Plays with a high motor and is high-caliber academically ... Majored in business at USC, enrolled in business administration at Georgia Tech.



2018-19 (at Southern California)

Prior to leaving the USC team, started twice and saw action in 12 games overall ... Averaged a career-high 24.5 minutes per game, with 8.6 points per game and 3.7 rebounds per game ... Hit 45.2 percent of his shots from the floor, and was 8-of-28 from three-point range.

2017-18 (at Southern California)

Averaged 4.8 points and 2.0 rebounds and played in all 36 games for the Trojans ... Made his only two starts of the season in the NIT games, scoring 13 points each in the win vs. UNC Asheville on March 13 and loss vs. Western Kentucky on March 19 ... Was the only Trojan to shoot over 40 percent from the field and three-point range and 75 percent or more from the free throw line ... His 40.9 percent shooting from three-point range tied for third all-time among USC freshmen ... Started the season slowly, scoring one point in USC's first eight games ... Made 1 of 2 free throws vs. North Dakota State on Nov. 13 for his first career point ... His first collegiate field goal was a three-pointer on Dec. 17 vs. UC Santa Barbara, and he finished the game with eight points ... Scored 12 points the next game vs. Princeton on Dec. 19 ... Scored a season-best 14 points three times: at California on Jan. 4, at Oregon State on Jan. 20 and at Utah on Feb. 24 ... In the game at Oregon State, he helped rally USC back from an 8-point deficit by going 4-for-4 from 3-point range in the second half.

High School

Played the 2016-17 season at Wheeler High in Marietta, Ga. and helped lead his team to a 21-9 record and to the state GHSA 7-A quarterfinals ... Played his first three seasons at Sequoyah High in Canton, Ga., averaging 18.3 points, 8.2 rebounds, 3.2 assists, 2.5 steals and 1.3 blocks per game as a junior, leading his team to a 20-9 record ... Scored 20 or more points 13 times and had a personal-best 23 rebounds vs. Creekview ... Scored 30 or more points four times, including a career-best 37 points vs. North Forsyth in the 2014-15 season ... During the summer between his junior and senior seasons, he played for the Atlanta Celtics, averaging 26.4 points per game ... Averaged 22.3 points as a sophomore at Sequoyah HS ... The four-star prospect was ranked No. 98 on ESPN's Top 100.

CAREER HIGHS

Points: 22, Cal State-Bakersfield -- 11/25/18 ; at Santa Clara -- 12/18/18

Rebounds: 9, Cal State-Bakersfield -- 11/25/18

Assists: 4, Southern Utah -- 12/21/18

Steals: 4, at California -- 1/4/18

Blocks: 1 (7 times), last vs TCJ -- 12/7/18

FG made: 8, Cal State-Bakersfield -- 11/25/18

FG attempts: 16, Vanderbilt -- 11/11/18

3FG made: 4, at Oregon State -- 1/20/18 ; at Utah -- 2/24/18

3FG attempts: 9, Western Kentucky -- 3/19/18

FT made: 8, at Santa Clara -- 12/18/18

FT attempts: 8, Cal State-Bakersfield -- 11/25/18 ; at Santa Clara -- 12/18/18

Minutes: 41, vs. Santa Clara -- 12/18/18 ; 31 (regulation), vs. UNC Asheville -- 3/13/18, Cal State-Bakersfield -- 11/25/18

USHER GAME-BY-GAME STATISTICS

| 2017-18 (at USC) | Date | GS | Min | FG | FGA | Pct | 3FG | FGA | Pct | FT | FTA | Pct | OR | DR | Tot | Avg | PFFO | A | TO | Blk | Stl | Pts | Avg | |
|--------------------------|----------|----|-----|----|-------|-----|-----|-------|-----|----|-------|-----|----|----|-----|-----|------|---|----|-----|-----|-----|-----|-----|
| CAL ST. FULLERTON | 11/10/17 | 15 | 0 | 2 | 0.000 | 0 | 1 | 0.000 | 0 | 0 | 0.000 | 1 | 1 | 2 | - | 3 | 0 | 0 | 2 | 1 | 0 | 0 | - | |
| NORTH DAKOTA STATE | 11/13/17 | 7 | 0 | 1 | 0.000 | 0 | 1 | 0.000 | 1 | 2 | 500 | 0 | 1 | 1 | - | 2 | 0 | 0 | 0 | 0 | 0 | 1 | - | |
| at Vanderbilt | 11/19/17 | 3 | 0 | 0 | 0.000 | 0 | 0 | 0.000 | 0 | 0 | 0.000 | 0 | 0 | 0 | - | 0 | 0 | 0 | 1 | 0 | 0 | 0 | - | |
| LEHIGH | 11/22/17 | 10 | 0 | 0 | 0.000 | 0 | 0 | 0.000 | 0 | 0 | 0.000 | 1 | 2 | 3 | - | 1 | 0 | 3 | 1 | 0 | 0 | 0 | - | |
| TEXAS A&M | 11/26/17 | 3 | 0 | 2 | 0.000 | 0 | 0 | 0.000 | 0 | 0 | 0.000 | 0 | 0 | 0 | - | 2 | 0 | 0 | 0 | 0 | 0 | 0 | - | |
| at SMU | 12/2/17 | 5 | 0 | 1 | 0.000 | 0 | 0 | 0.000 | 0 | 0 | 0.000 | 1 | 1 | 2 | - | 1 | 0 | 1 | 1 | 0 | 0 | 0 | - | |
| vs. Oklahoma | 12/8/17 | 11 | 0 | 2 | 0.000 | 0 | 0 | 0.000 | 0 | 0 | 0.000 | 0 | 3 | 3 | - | 3 | 0 | 0 | 0 | 0 | 0 | 0 | - | |
| SANTA CLARA | 12/14/17 | 10 | 0 | 0 | 0.000 | 0 | 0 | 0.000 | 0 | 0 | 0.000 | 0 | 2 | 2 | - | 1 | 0 | 1 | 2 | 0 | 0 | 0 | - | |
| UC SANTA BARBARA | 12/17/17 | 18 | 3 | 4 | 750 | 1 | 1 | 1.000 | 1 | 2 | 500 | 1 | 2 | 3 | - | 1 | 0 | 3 | 0 | 0 | 0 | 8 | - | |
| Princeton | 12/19/17 | 33 | 4 | 8 | 500 | 2 | 5 | 400 | 2 | 2 | 1.000 | 0 | 4 | 4 | - | 4 | 0 | 0 | 2 | 1 | 0 | 12 | - | |
| vs. Akron | 12/22/17 | 21 | 0 | 2 | 0.000 | 0 | 1 | 0.000 | 2 | 2 | 1.000 | 3 | 3 | 6 | - | 2 | 0 | 0 | 1 | 0 | 0 | 2 | - | |
| vs. Middle Tennessee St. | 12/23/17 | 13 | 1 | 2 | 500 | 1 | 1 | 1.000 | 0 | 0 | 0.000 | 1 | 0 | 1 | - | 2 | 0 | 1 | 0 | 0 | 0 | 3 | - | |
| vs. New Mexico State | 12/25/17 | 7 | 0 | 1 | 0.000 | 0 | 0 | 0.000 | 0 | 0 | 0.000 | 0 | 1 | 1 | - | 0 | 0 | 0 | 0 | 0 | 0 | 0 | - | |
| WASHINGTON | 12/29/17 | 17 | 1 | 4 | 250 | 0 | 1 | 0.000 | 2 | 2 | 1.000 | 1 | 0 | 1 | - | 2 | 0 | 1 | 0 | 0 | 0 | 4 | - | |
| WASHINGTON STATE | 12/31/17 | 18 | 4 | 5 | 800 | 0 | 1 | 0.000 | 2 | 2 | 1.000 | 2 | 3 | 5 | - | 1 | 0 | 3 | 3 | 1 | 3 | 10 | - | |
| at California | 1/4/18 | 19 | 6 | 7 | 857 | 2 | 3 | 667 | 0 | 1 | 0.000 | 0 | 2 | 2 | - | 2 | 0 | 1 | 2 | 0 | 4 | 14 | - | |
| at Stanford | 1/7/18 | 13 | 1 | 4 | 250 | 1 | 2 | 500 | 0 | 0 | 0.000 | 0 | 0 | 0 | - | 2 | 0 | 1 | 0 | 0 | 0 | 3 | - | |
| COLORADO | 1/10/18 | 13 | 2 | 2 | 1.000 | 1 | 1 | 1.000 | 0 | 1 | 0.000 | 0 | 0 | 0 | - | 2 | 0 | 0 | 0 | 0 | 1 | 5 | - | |
| UTAH | 1/14/18 | 16 | 3 | 6 | 500 | 1 | 3 | 333 | 2 | 2 | 1.000 | 0 | 1 | 1 | - | 3 | 0 | 2 | 0 | 0 | 1 | 9 | - | |
| at Oregon | 1/18/18 | 11 | 1 | 3 | 333 | 0 | 1 | 0.000 | 0 | 0 | 0.000 | 0 | 1 | 1 | - | 1 | 0 | 1 | 2 | 0 | 0 | 2 | - | |
| at Oregon State | 1/20/18 | 19 | 4 | 6 | 667 | 4 | 4 | 1.000 | 2 | 3 | 667 | 1 | 1 | 2 | - | 1 | 0 | 0 | 1 | 0 | 1 | 14 | - | |
| STANFORD | 1/24/18 | 18 | 3 | 5 | 600 | 0 | 1 | 0.000 | 0 | 0 | 0.000 | 0 | 1 | 1 | - | 2 | 0 | 2 | 0 | 0 | 1 | 6 | - | |
| CALIFORNIA | 1/28/18 | 15 | 1 | 6 | 167 | 1 | 3 | 333 | 0 | 0 | 0.000 | 3 | 5 | 8 | - | 3 | 0 | 3 | 1 | 0 | 1 | 3 | - | |
| at UCLA | 2/3/18 | 11 | 0 | 4 | 0.000 | 0 | 2 | 0.000 | 2 | 2 | 1.000 | 0 | 1 | 1 | - | 2 | 0 | 2 | 0 | 0 | 1 | 2 | - | |
| at Arizona State | 2/8/18 | 8 | 1 | 1 | 1.000 | 0 | 0 | 0.000 | 2 | 2 | 1.000 | 0 | 1 | 1 | - | 2 | 0 | 2 | 1 | 0 | 0 | 4 | - | |
| at Arizona | 2/10/18 | 12 | 0 | 2 | 0.000 | 0 | 2 | 0.000 | 0 | 0 | 0.000 | 0 | 1 | 1 | - | 1 | 0 | 1 | 0 | 0 | 0 | 0 | - | |
| OREGON | 2/15/18 | 11 | 1 | 4 | 250 | 0 | 2 | 0.000 | 0 | 0 | 0.000 | 1 | 0 | 1 | - | 2 | 0 | 1 | 0 | 0 | 1 | 2 | - | |
| OREGON STATE | 2/17/18 | 20 | 3 | 4 | 750 | 0 | 0 | 0.000 | 1 | 2 | 500 | 1 | 2 | 3 | - | 3 | 0 | 1 | 0 | 0 | 0 | 7 | - | |
| at Colorado | 2/21/18 | 14 | 2 | 4 | 500 | 0 | 1 | 0.000 | 1 | 2 | 500 | 0 | 3 | 3 | - | 2 | 0 | 0 | 0 | 0 | 1 | 5 | - | |
| at Utah | 2/24/18 | 19 | 5 | 7 | 714 | 4 | 5 | 800 | 0 | 0 | 0.000 | 0 | 1 | 1 | - | 3 | 0 | 1 | 1 | 0 | 1 | 14 | - | |
| UCLA | 3/3/18 | 11 | 1 | 2 | 500 | 0 | 1 | 0.000 | 2 | 2 | 1.000 | 0 | 3 | 3 | - | 2 | 0 | 1 | 0 | 0 | 0 | 4 | - | |
| vs. Oregon State | 3/6/18 | 11 | 1 | 4 | 250 | 1 | 3 | 333 | 0 | 0 | 0.000 | 1 | 0 | 1 | - | 1 | 0 | 0 | 0 | 0 | 0 | 3 | - | |
| vs. Oregon | 3/9/18 | 4 | 0 | 2 | 0.000 | 0 | 1 | 0.000 | 0 | 0 | 0.000 | 2 | 0 | 2 | - | 2 | 0 | 1 | 0 | 0 | 0 | 0 | - | |
| vs. Arizona | 3/10/18 | 14 | 3 | 8 | 375 | 2 | 5 | 400 | 0 | 0 | 0.000 | 0 | 0 | 0 | - | 1 | 0 | 0 | 1 | 0 | 1 | 8 | - | |
| UNC ASHEVILLE | 3/13/18 | 31 | 5 | 9 | 556 | 3 | 5 | 600 | 0 | 0 | 0.000 | 1 | 1 | 2 | - | 1 | 0 | 1 | 1 | 0 | 1 | 13 | - | |
| WESTERN KENTUCKY | 3/19/18 | 28 | 4 | 11 | 364 | 3 | 9 | 333 | 2 | 3 | 667 | 0 | 1 | 1 | - | 4 | 0 | 0 | 1 | 0 | 1 | 13 | - | |
| TOTALS | | 2 | 509 | 60 | 135 | 444 | 27 | 66 | 409 | 24 | 32 | 750 | 21 | 50 | 71 | 20 | 65 | 0 | 34 | 25 | 4 | 18 | 171 | 4.8 |

| 2018-19 (at USC) | Date | GS | Min | FG | FGA | Pct | 3FG | 3FGA | Pct | FT | FTA | Pct | OR | DR | Tot | Avg | PFFO | A | TO | Blk | Stl | Pts | Avg | | |
|---------------------|----------|----|-----|-----|-----|-------|-----|------|-------|-----|-----|-------|-----|----|-----|-----|------|----|----|-----|-----|-----|-----|-----|-----|
| ROBERT MORRIS | 11/6/18 | * | 29 | 2 | 6 | 333 | 0 | 2 | 0.000 | 3 | 5 | 600 | 0 | 2 | 2 | - | 1 | 0 | 2 | 2 | 0 | 0 | 7 | - | |
| VANDERBILT | 11/11/18 | * | 22 | 5 | 16 | 313 | 2 | 5 | 400 | 0 | 0 | 0.000 | 3 | 2 | 5 | - | 5 | 1 | 2 | 0 | 1 | 0 | 12 | - | |
| STETSON | 11/14/18 | * | 24 | 3 | 5 | 600 | 0 | 1 | 0.000 | 0 | 1 | 0.000 | 1 | 4 | 5 | - | 2 | 0 | 3 | 4 | 0 | 1 | 6 | - | |
| vs Texas Tech | 11/19/18 | * | 19 | 1 | 3 | 333 | 0 | 0 | 0.000 | 0 | 0 | 0.000 | 0 | 2 | 2 | - | 0 | 0 | 0 | 0 | 0 | 0 | 0 | - | |
| vs Missouri State | 11/20/18 | * | 17 | 0 | 2 | 0.000 | 0 | 1 | 0.000 | 0 | 0 | 0.000 | 1 | 1 | 2 | - | 2 | 0 | 2 | 0 | 0 | 0 | 0 | - | |
| CAL ST. BAKERSFIELD | 11/25/18 | * | 31 | 8 | 11 | 727 | 1 | 4 | 250 | 5 | 8 | 625 | 2 | 7 | 9 | - | 2 | 0 | 3 | 2 | 0 | 0 | 22 | - | |
| LONG BEACH STATE | 11/28/18 | * | 19 | 1 | 4 | 250 | 1 | 1 | 1.000 | 0 | 0 | 0.000 | 0 | 2 | 2 | - | 2 | 0 | 2 | 1 | 1 | 0 | 3 | - | |
| NEVADA | 12/1/18 | * | 22 | 3 | 7 | 429 | 2 | 4 | 500 | 0 | 0 | 0.000 | 0 | 1 | 1 | - | 5 | 1 | 0 | 1 | 0 | 1 | 8 | - | |
| vs TCJ | 12/7/18 | * | 21 | 1 | 3 | 333 | 0 | 1 | 0.000 | 0 | 0 | 0.000 | 0 | 4 | 4 | - | 1 | 0 | 1 | 5 | 1 | 0 | 2 | - | |
| vs Oklahoma | 12/15/18 | * | 19 | 3 | 7 | 429 | 2 | 3 | 667 | 2 | 2 | 1.000 | 1 | 3 | 4 | - | 5 | 1 | 3 | 1 | 0 | 1 | 7 | - | |
| at Santa Clara | 12/18/18 | * | 41 | 7 | 15 | 467 | 0 | 5 | 0.000 | 8 | 8 | 1.000 | 2 | 3 | 5 | - | 4 | 0 | 1 | 2 | 0 | 2 | 22 | - | |
| SOUTHERN UTAH | 12/21/18 | * | 26 | 4 | 5 | 800 | 0 | 1 | 0.000 | 1 | 3 | 333 | 1 | 2 | 3 | - | 2 | 0 | 4 | 3 | 0 | 0 | 9 | - | |
| Totals | | | 2 | 290 | 38 | 84 | 452 | 8 | 28 | 286 | 19 | 27 | 704 | 10 | 34 | 44 | 37 | 36 | 3 | 20 | 20 | 3 | 4 | 103 | 8.6 |

CAREER STATISTICS

| Year | GP | GS | MP | Avg | FG | FGA | Pct | 3FG | 3FGA | Pct | FT | FTA | Pct | Off | Def | Tot | Avg | PF | FO | Ast | TO | Blk | Stl | Pts | Avg |
|----------|----|----|-----|------|----|-----|------|-----|------|------|----|-----|------|-----|-----|-----|-----|-----|----|-----|----|-----|-----|-----|-----|
| 2017-18* | 36 | 2 | 509 | 14.1 | 60 | 135 | .444 | 27 | 66 | .409 | 24 | 32 | .750 | 21 | 50 | 71 | 2.0 | 65 | - | 34 | 25 | 4 | 18 | 171 | 4.8 |
| 2018-19* | 12 | 2 | 290 | 24.2 | 38 | 84 | .452 | 8 | 28 | .286 | 19 | 27 | .704 | 10 | 34 | 44 | 3.7 | 36 | 3 | 20 | 20 | 3 | 4 | 103 | 8.6 |
| TOTAL | 48 | 4 | 799 | 16.6 | 98 | 219 | .447 | 35 | 94 | .372 | 43 | 59 | .729 | 31 | 84 | 115 | 2.4 | 101 | - | 54 | 45 | 7 | 22 | 274 | 5.7 |

CAREER STATISTICS

| Year | GP | GS | MP | Avg | FG | FGA | Pct | 3FG | 3FGA | Pct | FT | FTA | Pct | Off | Def | Tot | Avg | PF | FO | Ast | TO | Blk | Stl | Pts | Avg |
|----------|----|----|----|------|----|-----|------|-----|------|------|----|-----|------|-----|-----|-----|-----|----|----|-----|----|-----|-----|-----|-----|
| 2017-18* | 18 | 0 | 65 | 14.7 | 39 | 76 | .513 | 14 | 33 | .424 | 16 | 21 | .762 | 9 | 28 | 37 | 2.1 | 34 | - | 23 | 12 | 1 | 16 | 108 | 6.0 |
| 2018-19* | 0 | | | | | | | | | | | | | | | | | | | | | | | | |
| TOTAL | 18 | 0 | 65 | 14.7 | 39 | 76 | .513 | 14 | 33 | .424 | 16 | 21 | .762 | 9 | 28 | 37 | 2.1 | 34 | - | 23 | 12 | 1 | 16 | 108 | 6.0 |

STUDENT-ATHLETE PROFILES


COLEMAN BOYD

13

Guard • 6-1 • 173 • Freshman • Smyrna, Ga. • Mt. Bethel Christian

General

All-state point guard from Georgia private school powerhouse Mt. Bethel Christian Academy ... Enrolled in summer of 2019 as a non-scholarship member of the team ... Played at Mt. Bethel for his father, Cal, a longtime successful high school coach in the Atlanta area and a standout basketball player at Wake Forest following a legendary high school career at Campbell High School in Smyrna ... Plans to study business administration and enter the coaching profession following college.



High School

Four-year letterwinner and captain at Mt. Bethel, which won state Georgia Independent Christian Athletic Association (GICAA) championships in 2017 and 2019, and reached the final four in 2016 and 2019 ... Team went 97-26 in his four years ... Earned all-region and honorable mention all-state honors in 2019 by the Georgia High School Association ... Earned all-region and all-state honors three years in the GICAA ... Holds Mt. Bethel career records for three-point field goals, assists and steals, and finished No. 2 in career points ... Student leader who was president of the school FCA chapter among other activities.

NIKO BROADWAY

34

Guard • 6-3 • 195 • Freshman • Atlanta, Ga. • St. Pius X HS

General

Non-scholarship player from a family of athletes who joined the Tech program for the fall, 2019 semester ... Both parents are Georgia Tech alumni, and his brother, Olin IV, is a linebacker on the Yellow Jackets' football team ... Grandfather, Olin II, played basketball at Wake Forest, and another grandfather, Joseph Obusek, played basketball at the University of Tampa, both in the late 1950s and early 1960s ... Enjoys playing golf, watching and playing football and video games ... Intends to study industrial engineering.



High School

Two-year starter for coach Aaron Parr who helped St. Pius X win 102 games while he was on the varsity team ... Second-team all-state and first team all-region as a senior, when he averaged 10.6 points, 5.4 rebounds and 2.1 assists per game, all second-best on the team ... Led St. Pius X to back-to-back runner-up finishes in the state championship in 2017 and 2018 (both at McCarthys Pavilion), and three consecutive region titles in 2017, 2018 and 2019 ... Also played baseball for three seasons as a catcher and outfielder ... Member of the National Honor Society who received the Senior Class President's Award.

JEHLONI JAMES

24

Forward • 6-6 • 180 • Freshman • Sugar Hill, Ga. • Lanier HS

General

Non-scholarship player who joined the Tech program for the fall, 2019 semester ... Older of two children ... His father, Elbridge, played college basketball at Binghamton University ... Was born in Queens, N.Y. ... Plans to study aerospace engineering and aspires to be a researcher at NASA ... Plays the piano and saxophone, also enjoys playing video games and watching animals.



High School

Played four years and lettered three at Lanier High School in Sugar Hill, Ga. ... Served as team captain as a senior, when he averaged 15.2 points and 4.7 rebounds for the Longhorns' state playoff team ... Earned all-region honors twice (2018, 2019) and helped Lanier to regional titles ... Played in the GACA North-South All-Star game and the Gwinnett County All-Star Game ... Graduated with honors, and was a member of the National Honor Society, Spanish National Honor Society and the Beta Club.


DAVID DIDENKO

14

Forward • 6-9 • 232 • Sophomore • Yakutsk, Russia • Palm Beach St.

General

Native of Russia who attended Boca Raton Community School in Florida and spent the 2018-19 season at Palm Beach State College, a junior college in Boca Raton ... Excellent student and a full academic qualifier out of high school who signed a letter-of-intent to attend Tech in November, 2018 and enrolled for the summer, 2019 term ... Eligible immediately and will have three seasons with the Yellow Jackets ... Excellent physical size with high basketball IQ and skills ... Enjoys watching movies, reading and billiards ... Will study business administration at Tech.



Born in Yakutsk, Russia, came to Brooklyn, N.Y., in August, 2010, at the age of 11, on vacation, and has remained in the United States ... Began playing basketball for fun, won a championship with his middle school AAU team and cemented his desire to play competitively ... Prior to his enrollment at Boca Raton Community High School, attended Northeast High School as a junior, and Montverde Academy for his ninth- and 10th grade years ... Most memorable non-athletic accomplishment was making his first A on an exam in an English class.

At Palm Beach State College

Played in 27 games, starting four, for Palm Beach State, where he averaged 3.8 points and 3.4 rebounds ... Averaged 151.1 points per 40 minutes ... Hit 32.7 percent of his shots from the floor, 21.7 from three-point range and 60.5 percent from the foul line ... Hit double figures three times, scoring 12 points each against Cape Fear CC, Polk State College and Florida National Univ. JV ... Team went 21-9.

ASANTI PRICE

23

Guard • 6-5 • 177 • Freshman • Columbia, S.C. • W.J. Keenan HS

General

High-scoring guard who signed with Georgia Tech in the spring of 2019 ... Rated a three-star prospect and was ranked No. 74 among shooting guards nationally in the 247Sports composite rankings ... A high-level shooter and one of the best up-and-coming prospects in the 2019 class ... Has tremendous athleticism and vertical leap, long range on his outside shot and excellent defensive capability, according to his high school coach ... Second of five children ... Enrolled in biology at Tech.



High School

Class 3A all-state selection for coach Zach Norris at W.J. Keenan High School, where he helped lead the Raiders to a 30-1 record and a state championship as a senior ... Led Keenan with 17.9 points per game and was considered one of the top shooters in the area during the 2018-19 season ... Had more than 20 points in the Raiders' final two playoff games including 22 in the state championship game victory over Ridgeland-Hardeeville, a game in which he went 8-of-12 in the second half. Also selected to play in the Carolinas Classic ... Attended Eau Claire High School prior to his senior year, where he averaged 16 points per game as a junior.

HEAD COACH JOSH PASTNER



Pastner as a Head Coach

| Season | School | Overall | Conference | Postseason |
|---------------------|-----------------|-----------------|---------------|------------------------------|
| 2009-10 | Memphis | 24-10 | 13-3/2nd | NIT second round |
| 2010-11 | Memphis | 25-10 | 10-6/4th | NCAA Tournament |
| 2011-12 | Memphis | 26-9 | 13-3/1st | NCAA Tournament |
| 2012-13 | Memphis | 31-5 | 16-0/1st | NCAA Tournament, round of 32 |
| 2013-14 | Memphis | 24-10 | 12-6/t-3rd | NCAA Tournament, round of 32 |
| 2014-15 | Memphis | 18-14 | 10-8/t-5th | |
| 2015-16 | Memphis | 19-15 | 8-10/7th | |
| Memphis | 7 years | 167-73 | 82-36 | |
| 2016-17 | Georgia Tech | *0-15 | *0-10/11th | |
| 2017-18 | Georgia Tech | *12-19 | 6-12/13th | |
| 2018-19 | Georgia Tech | 14-18 | 6-12/10th | |
| Georgia Tech | 3 years | 26-52 | 12-34 | |
| CAREER | 10 years | *193-125 | *94-70 | |

*Georgia Tech had 22 wins and one loss during the 2016-17 and 2017-18 seasons vacated by the NCAA's Committee on Infractions.

Pastner Resume

- Head coach, Memphis (2009-16) - 4 NCAA Tournaments, 1 NIT, 4 Conference USA titles
- Assistant coach under John Calipari, Memphis (2008-09) - NCAA Sweet 16, C-USA champions
- Assistant coach under Lute Olson, Arizona (2002-08) - 6 NCAA Tournaments, 2 Pac-10 titles
- Basketball staff assistant under Lute Olson, Arizona (2000-02) - Pac-10 champions in 2002
- Played collegiately for Lute Olson, Arizona (1996-2000) - 4 NCAA Tournaments, 1997 National Champions, 2 Pac-10 titles

Personal

- Master of arts in teaching and teacher education from Arizona, 1999
- Bachelor of arts in family studies from Arizona, 1998
- Four-year letterwinner in basketball for Lute Olson at Arizona
- Born in Glen Dale, W.Va., grew up in Kingwood, Texas
- Married to the former Kerri Lamas, one stepson (Ethan), three daughters (Payten, Kamryn, Harper)

"Josh is a perfect fit. As a coach, as a leader and as a teacher he excels with today's player. He will build a program that the entire community will be proud of." -- Kentucky head coach John Calipari

"Josh is a good man, honest and a great recruiter. No one will work harder than him. Georgia Tech made a GREAT HIRE!" - retired Arizona coach Lute Olson



After guiding Memphis to five post-season berths in seven seasons as the Tigers' head coach, Josh Pastner became Georgia Tech's 14th head basketball coach on April 8, 2016.

Implementing a high-energy style of play and creative offensive and defensive schemes, and building the Jackets' talent base for the future, Pastner has tirelessly promoted the program on campus and throughout the city of Atlanta in an effort to re-create the major homecourt atmosphere that surrounded the Yellow Jackets throughout the 1980s, 1990s and into the middle of the 2000s. The result has been numerous wins, high excitement and 12 sellouts in three seasons at McCamish Pavilion.

Two of his players - guard Josh Okogie and Ben Lammers - have earned All-Atlantic Coast Conference honors before moving on to the professional ranks. Okogie, in particular, developed from an under-the-radar high school prospect into a highly-regarded NBA rookie, having been selected 20th in the 2018 NBA Draft.

In his first season at the helm, his Yellow Jacket team defied all pre-season expectations by reaching the post-season and advancing to the finals of the National Invitation Tournament. Tech earned victories over No. 9 North Carolina, No. 6 Florida State and No. 14 Notre Dame (later vacated by the NCAA Committee on Infractions), who all finished among the top four in the ACC regular season. He was named Coach of the Year in the ACC and in NABC District 2.

Pastner also was honored as the "Most Positive College Coach" in Georgia by Positive Athlete Georgia, an organization which promotes the benefits of positivity among young athletes.

After the season, Sports Illustrated honored Pastner as "Best At Beating SI's Projections, Major Conference," saying, "Last fall, a certain member of the punditry made the now-infamous claim that Pastner was presiding over one of the worst major-conference rosters ever. SI's projection system wasn't that harsh, but it didn't love the Yellow Jackets, ranking them 204th in the preseason. Pastner proceeded to build the nation's No. 6-ranked defense around rim-protector Ben Lammers. That helped Tech upset North Carolina, Notre Dame, Florida State and Syracuse in the regular season, finish as the NIT runner-up and rank 77th in efficiency."

Two of his players earned all-Atlantic Coast Conference honors; junior center Ben Lammers was named second-team All-ACC and ACC Defensive Player of the Year, while freshman guard Josh Okogie was named to the ACC All-Freshman team.

Though hampered by several significant injuries and other issues in 2017-18, Tech still was able to knock off a pair of top-25 teams while Lammers and Okogie again earned conference honors, and Okogie developed into an NBA first-round draft choice. In 2018-19, the Yellow jackets picked up three significant road wins - at Arkansas, Syracuse and NC State, each of whom made post-season play - and center James Banks III was named to the ACC's All-Defensive team.

He was honored in April of 2019 with his induction into the Jewish Sports Heritage Association.

Pastner, who turned 43 in late September, compiled a 167-73 record over seven seasons as the head coach at Memphis, where the Tigers earned bids to the NCAA Tournament four times. He was tied for the 10th most wins for a head coach in his first seven seasons in Division I basketball history, and is the second winningest active coach under the age of 40 in NCAA Division I. He is the 14th head coach in Tech's program history.

"Coach Pastner's accomplishments on the floor speak for themselves but what makes him such a great fit at Georgia Tech is the culture that he has established for our men's basketball program," director of athletics Todd Stansbury said. "His energy, his positivity and his commitment to do things the right way are all attributes that not only lead to success on the court but also set our student-athletes up for success after graduation, and are a source of pride for our alumni, students and fans."

Despite his young age, Pastner has been involved in basketball at the Division I level for 21 years, as a player and an assistant coach at Arizona, and as an assistant coach and the head coach at Memphis. He has been a part of teams that have won 524 games, played in 17 NCAA Tournaments and 19 total post-season events. Teams he has been involved with have won 12 conference tournament or regular-season championships, advanced to seven Sweet Sixteens, five Elite Eights, two Final Fours and two NCAA championship games.

As an NCAA head or assistant coach and an AAU head coach, he has coached nearly 25 NBA draft selections.

"I fully understand what it means to be sitting in this chair, what it means to the community and the entire city, and to all the alumni locally and nationally," said Pastner. "When you're coaching, you want to play for a national championship and compete at the highest level. You want to have a championship program year in and year out. I believe that Georgia Tech and the job here is a true gold mine. You have an opportunity to have the highest level of success that you strive for."

"I love Georgia Tech and the time I've spent here. The success we have had is a direct result of my staff and the unbelievable job they did, the players who bought in and performed so well, and the fans who gave us the home-court advantage we need. I'm grateful to [Georgia Tech] President [G.P. "Bud"] Peterson and Todd Stansbury for the tremendous

HEAD COACH JOSH PASTNER



support we have, and for seeing the big picture and where we want to go as a program."

Pastner's Memphis teams averaged 23.9 wins per season and compiled a conference regular-season record of 82-36, including a conference winning streak of 28 games. The Tigers went 11-4 in Conference USA and American Athletic Conference tournaments, including three championships.

He guided Memphis to five post-season berths, the NIT in 2010 and the NCAA Tournament in 2011, 2012, 2013 and 2014. He became one of three head coaches in Tigers history to earn postseason berths in five of his first seven seasons (Larry Finch, John Calipari are the others), one of two to lead the program to four NCAA Tournaments in his first seven seasons (Dana Kirk is the other) and one of three head coaches in program history to lead the Tigers to four straight NCAA Tournament appearances (2011-14; joins Dana Kirk 1982-85, John Calipari 2006-09).

Pastner twice won Conference USA Coach of the Year honors (2010, 2013) by various organizations and news media. Known as a tireless recruiter, he was named the country's No. 7 high-major recruiter by FoxSports.com following the 2007-08 season, and has signed five straight nationally-ranked recruiting classes, including the nation's No. 1 class in 2010 and No. 2 class in 2013.

Pastner was born in Glen Dale, W.Va., and grew up in Kingwood, Texas. He earned his bachelor's degree in family studies in December of 1998, in just two and a half years, from Arizona and his master's degree in teaching and teacher education from Arizona in December of 1999, all while lettering four years in basketball for the Wildcats under head coach Lute Olson.

He married the former Kerri Lamas of Sierra Vista, Ariz., in 2009. He has a stepson (Ethan) and three daughters, Payten, Kamryn and Harper.

WHAT COACHES SAID ABOUT TECH...

"I cannot say enough, I don't have to say anything -- Josh [Pastner] was coach of the year in the toughest conference in the country -- but I can't say enough really about the job he's done with that team. Their defensive numbers are top 10 in the nation in terms of points per possession." - Belmont coach Rick Byrd

"Tremendous atmosphere. Golly. We love the opportunity to play in the NIT but, as a lot of you know, sometimes places don't get as excited about that as they ought to. This place was excited about an NIT game and it was a great atmosphere." - Belmont coach Rick Byrd

"They've done a great job. I think they play with purpose. They know exactly what they're doing. They're a very difficult team to play against. This team beat North Carolina, Florida State, Notre Dame. Those are three top-20 teams, really top-15 teams. And Josh has done a great job with that team." - Syracuse coach Jim Boeheim

"It shows that, when you have guys working together, really good coaching, the improvement of players ... Josh has done a great job with his staff, and it's a great story. They're five guys playing as one. They're a solid unit that has good concepts offensively and defensively. And then the improvement of a player of Lammers from one year to the other, and Jackson, too. They're great for our league. It shows how strong our league is." - Duke coach Mike Krzyzewski

"Georgia Tech has an outstanding brand that was established by my good friend Bobby Cremins, so it's not a program that's not won. It's a program that won big but hasn't won for a while and they've locked into that and have that spirit back." - Krzyzewski again

"I think Josh has done a fabulous job. He's done some really unique things on both ends of the floor. With what they're doing with their triangle stuff offensively is a difficult preparation. It's very, very hard to guard. And then the changing zone defenses and then you've got the rim protector in (Ben) Lammers back there, they're hard to score against. They're just a really tough preparation and it certainly isn't a fluke." - Notre Dame's Mike Brey

"I was really so frustrated about the way we played down there that day. I didn't give them enough credit. They've had a fantastic year. It's shown. I'm hoping they make the NCAA Tournament." - North Carolina's Roy Williams

"Josh has just taken a team that nobody expected to be even competitive, never mind get an NCAA berth, (to tournament consideration). It's great to see because Josh is a tremendous young man and he's doing an outstanding job." - Louisville coach Rick Pitino

"I said after the first time we played them that they were better than people realized, and it's proven to be true. They're good. I said that this team was more talented than people realized. They don't have as much depth as some of the teams in our league, but they're starting five or six is very good. Josh and his staff have done a great job of creating a system that they can be successful in." - Clemson's Brad Brownell

"He's doing a phenomenal job. He hired a really good staff. Josh has gone a tremendous job of getting them to play together. I don't think they were picked last because of their talent, but Josh and his staff have done a tremendous job of maxing out that talent. Georgia Tech is constantly changing defenses. They play every kind of zone there is, and they do a good job of keeping teams from getting into a flow." - Virginia Tech's Buzz Williams

"Josh Pastner and his staff have done an amazing job. The players have really embraced the schemes, both offensively and defensively. Ben Lammers has got to be seriously considered for most improved player in the league. Josh Heath has done a tremendous job of orchestrating what they are doing at both ends of the floor. Josh Okogie is really something, reminds me of Josh Hart from Villanova the way he plays." - Miami head coach Jim Larranaga

"...You've got to go back and guard that action because they run it for 25 seconds and they're not shooting jump shots. They're coming at your throat with stuff. So it's physical, it's grinding, it's exhausting." - Notre Dame's Mike Brey on Tech's OFFENSE

"The transformation's unbelievable," he said. "It's incredible for a team to be picked last, next to last, and to do what they're doing. To me, it's one of the best stories in college basketball right now. Again, you've got to give Brian (Gregory) some credit, but Josh Pastner has taken this group together, and it's amazing. And everybody feels it." - former Tech coach Bobby Cremins

"I like how he's tweaked his system to fit his players. That lets me know he knows what he's doing. I think that's half the battle. But the energy, the effort, they play hard — that's worth watching. That's worth watching." - former Tech All-American Dennis Scott

HEAD COACH JOSH PASTNER

A Closer Look at Josh Pastner

Overall (Head Coach/Assistant Coach/Staff/Player)

- Entering 11th season as a head coach in 2019-20
- Overall record: 193-125* / 10 years
- Record at Georgia Tech: 26-52* / 3 years
- Record at Memphis: 167-73 / 7 years
- Had never lost as many as three straight games as a head coach until his ninth year as a head coach; only he and Kentucky's John Calipari could claim that distinction over the last eight years, but Calipari also lost four in a row in 2017-18
- Tied as the 10th-winningest head coach for first seven seasons in NCAA Division I basketball history
- Second-winningest head coach for first seven seasons in Memphis Tigers basketball history
- Second-winningest active coach under the age of 40 in NCAA Division I
- Enters his 25th season at the NCAA Division I level in 2019-20 (since 1996-97)
- Has been a part of more than 500 wins (538-233 record; .698 winning percentage)
- Teams have won 20 or more games 17 seasons, including four 30-win campaigns (1997-98, 2004-05, 2008-09, 2012-13)
- Teams have earned 17 NCAA Tournament berths and one NIT bid; 18 postseason appearances in 21 seasons
- In NCAA Tournament play, have advanced to seven Sweet Sixteens, five Elite Eights, two Final Fours and two NCAA championship games
- Member of the 1996-97 Arizona squad that won the NCAA title; was first and only team to defeat three No. 1 seeds in the same NCAA Tournament
- Teams have won 12 conference championships (7 regular season, 5 tournament)
- As NCAA head or assistant coach and AAU head coach, has coached nearly 25 NBA Draft selections

Honors and Awards

- 2016-17 ACC Coach of the Year
- 2016-17 NABC District 2 Coach of the Year
- 2012-13 Gene Bartow/Conference USA Coach of the Year (coaches vote)
- 2012-13 Conference USA Coach of the Year (collegeinsider.com)
- 2009-10 Conference USA Coach of the Year (The Sporting News/collegeinsider.com)
- Following 2008-09 season, named the nation's No. 5 assistant coach by Basketball Times
- Following 2007-08 season, named the country's No. 7 high-major recruiter by FOXSports.com

Georgia Tech Head Coach (2016-present)

- Overall record: 26-52*
 - Won more games in his first year at Georgia Tech than any other first-year head coach in program history*
 - Has led Tech to five victories over AP top-25 teams*
 - Guided Tech to its first appearance in the final four of the NIT since 1971, spanning seven appearances*
- *Georgia Tech had 22 wins and one loss during the 2016-17 and 2017-18 seasons vacated by the NCAA's Committee on Infractions.*

Memphis Head Coach (2009-16)

- Overall record: 167-73 (.696 winning percentage); averaging 23.9 wins per season
- Conference regular-season record: 82-36 (.695 winning percentage); had a conference win streak of 28-straight games
- Conference tournament record: 11-4 (.733 winning percentage); has three tournament titles
- Conference record (regular season/tournament combined): 93-40 (.699 winning percentage)
- Ninth-winningest head coach for first six seasons in NCAA Division I basketball history (148 wins)
- Tied as the 10th-winningest head coach for first seven seasons in NCAA Division I basketball history (167 wins)
- Tied for the quickest to 150 coaching wins in program history
- Tied as the winningest head coach for the first six seasons in Memphis program history
- Second-most wins as head coach for the first seven seasons in Memphis program history
- Has the second-most career victories of any active coach under the age of 40 in NCAA Division I
- One of two head coaches in Tigers history to have 18 or more victories each of his first seven seasons (John Calipari is the other)
- Guided the program to five postseason berths in his first seven seasons (2010 NIT; 2011, 2012, 2013, 2014 NCAA)
- One of three head coaches in Tigers history to earn postseason berths in five of his first seven seasons (Larry Finch, John Calipari are the others)
- One of two head coaches in Tigers history to lead the program to four NCAA Tournaments in his first seven seasons (Dana Kirk was the other)
- One of three head coaches in program history to lead Tigers to four straight NCAA Tournament appearances (2011-14; joins Dana Kirk 1982-85, John Calipari 2006-09)
- Led Tigers to back-to-back conference regular-season titles (2011-12, 2012-13) and three-consecutive conference tournament crowns (2011, 2012, 2013)
- Won the second-most conference titles (regular season and tournament combined; for Pastner, five total titles) in his first six seasons (Dana Kirk won six combined titles in his first six seasons)
- Coached 15 all-conference selections (5 first team, 4 second team, 6 third team)
- Coached two C-USA Players of the Year (Will Barton, 2011-12; Joe Jackson, 2012-13), one C-USA Defensive Player of the Year (D.J. Stephens, 2012-13), one C-USA Newcomer of the Year (Elliot Williams, 2009-10), one C-USA Sixth Man of the Year (Chris Crawford, 2012-13) and three C-USA Tournament MVPs (Joe Jackson, 2011, 2012; Chris Crawford, 2013)
- Coached American Athletic Conference award winners Austin Nichols (Newcomer of the Year), Michael Dixon Jr. (Sixth Man of the Year) in 2013-14, Shaq Goodwin (Sportsmanship Award Winner) in 2014-15, and Dedric Lawson (Newcomer of the Year)
- Coached two NBA Draft selections (Elliot Williams, 2010; Will Barton, 2012)
- Signed five-straight, nationally-ranked recruiting classes, including the nation's No. 1 class in 2010 and No. 2 class in 2013
- Guided Memphis to a 31-5 overall record in 2012-13, only the sixth 30-win season in school history
- 2012-13 team swept the Conference USA regular season and tournament titles; posted a 16-0 regular-season record
- 2011-12 conference title sweep (regular season and tournament) made Memphis the only program from a top-10 rated conference in the nation to win the regular-season crown outright and also claim the tournament championship
- Directed the youngest squad in Memphis history (7th youngest in NCAA Division I that year) to the 2011 Conference USA Tournament title, the program's first league tournament championship won outside the Bluff City since 1987
- Has had four former assistant coaches go on to collegiate head coaching positions: Willis Wilson (Texas A&M-Corpus Christi), Jack Murphy (Northern Arizona), Jason Gardner (IUPUI), and Damon Stoudamire (Pacific). Additionally, former assistant coach Luke Walton spent over half of the 2015-16 NBA season as interim head coach of the Golden State Warriors.

In the Memphis and Mid-South Communities

- Active supporter of Memphis' area firefighters, police, military, and rescue units
- Gives talks to civic clubs, youth organizations and elementary schools throughout the Mid-South region
- Was and continues to be active in his support of both children's hospitals in Memphis, Le Bonheur and St. Jude, as well as the Ronald McDonald House of Memphis
- Involved with the Child Advocacy Center, Wings Cancer Foundation Bet Against Breast Cancer, Life Choices and Make-A-Wish Foundation
- From 2012-15, was a part of the Inifiniti Coaches' Charity Challenge, a contest that raises financial support for coaches-selected charities
- Served as the 2012 Memphis Maccabi Games opening ceremonies speaker
- Served as the 2011 Mid-South Susan G. Komen Race for the Cure honorary chairperson



Memphis Assistant Coach (2008-09)

- Overall record: 33-4 (.892 winning percentage); 30-win season was program's fourth straight
- Helped lead Memphis to a sweep of the Conference USA regular season and tournament titles
- The Tigers posted a perfect 16-0 record in C-USA play for a third-consecutive year
- Memphis finished regular season ranked No. 3 in the final Associated Press Top-25 poll and No. 2 in the ESPN/USA Today coaches poll
- Memphis won a school season record 27 straight games
- The Tigers advanced to the NCAA Tournament Sweet Sixteen for a fourth-straight season
- Coached the consensus National Freshman of the Year (Tyreke Evans)
- Coached two 2009 NBA Draft selections (Tyreke Evans, Robert Dozier)

Arizona Assistant Coach (2002-08)

- Served as an assistant for six seasons under Hall of Fame head coach Lute Olson (2002-07) and Kevin O'Neill (2007-08)
- Overall record: 137-60 (.695 winning percentage); averaged nearly 23 wins per season
- Pac-10 Conference record: 73-35 (.676 winning percentage)
- Teams had five 20-win seasons, including a 30-win campaign in 2004-05
- Teams posted double-digit win seasons in Pac-10 Conference play five of the six seasons
- Teams won two Pac-10 Conference regular season titles
- Teams earned NCAA Tournament bids all six seasons and advanced to two Sweet Sixteens and two Elite Eights
- Coached four All-Americans (Luke Walton, Jason Gardner, Andre Iguodala, Salim Stoudamire)
- Coached 12 All-Pac-10 Conference selections (total of 17 times) and seven Pac-10 All-Freshman Team picks
- Coached eight players that were NBA Draft picks (Luke Walton, Andre Iguodala, Salim Stoudamire, Channing Frye, Hassan Adams, Marcus Williams, Jerryd Bayless, Chase Budinger)

In the Tucson Community

- Involved in a wealth of charitable organizations, including the Boys and Girls Clubs of Tucson, Boy Scouts of America, Leukemia and Lymphoma Society, Naval Special Warfare Foundation, Special Olympics and various local law enforcement support groups
- Named to the 2007 Tucson Business Edge's "40 Under 40," which recognizes local business leaders under 40 years of age; annual list not only recognizes recipients for professional success, but community involvement, public service and participation in trade groups or professional organizations

Arizona Staff Member (2000-02)

- Served on Lute Olson's staff as video coordinator/recruiting coordinator (2001-02) and undergraduate assistant (2000-01)
- Overall record: 49-16 (.754 winning percentage); posted back-to-back 20-win seasons
- Pac-10 Conference record: 27-9 (.750 winning percentage)
- Team won one Pac-10 Conference Tournament title (2002)
- Team earned consecutive NCAA Tournament berths and advanced to two Sweet Sixteens, one Elite Eight, one Final Four and one championship game
- 2000-01 team finished season as NCAA runner-up

Arizona Player (1996-2000)

- Named Academic All-Pac-10 second team as a senior in 2000
- Overall record: 104-27 (.794 winning percentage)
- Teams posted four-straight 20-win seasons, including a 30-win campaign in 1997-98
- Pac-10 Conference record: 56-16 (.778 winning percentage)
- Teams won two Pac-10 Conference regular season crowns (1997-98, 1999-2000)
- Teams earned four-straight NCAA Tournament berths, advancing to two Sweet Sixteens, two Elite Eights, one Final Four and one championship game
- 1996-97 team won the NCAA title
- Wildcats had a 42-0 record when Pastner played
- Dubbed the program's "shot specialist," worked with high-profile teammates (Mike Bibby, Miles Simon, Jason Terry, Richard Jefferson) on their shots and shooting motions
- Also assisted in breaking down tapes and scouting opponents

Other Items of Interest

- Earned his bachelor's degree in Family Studies from Arizona in 2.5 years (December of 1998 after enrolling in fall of 1996), which is the fastest an Arizona student-athlete has ever earned a degree
- Earned his master's degree in Teaching and Teacher education in just one year while at Arizona
- Earned his bachelor's degree without taking any summer classes; took as many as 33 hours during multiple semesters
- At the age of 21, applied for Prairie View's head coach position
- At the age of 19, applied for the Los Angeles Clippers head coach position
- At age of 16, organized and coached the Houston Hoops AAU summer program
- At age of 13, published the Josh Pastner Scouting Report, which provided scouting reports on local high school talent in the Houston area
- Has never had alcohol, coffee or soda to drink
- Has not used a curse word in his seven seasons as head coach

HEAD COACH JOSH PASTNER

PASTNER AT-A-GLANCE

PERSONAL

Birthdate: September 26, 1977
 Hometown: Kingwood, Texas
 High School: Kingwood
 College: Arizona, 1998 (Bachelor's); Arizona, 1999 (Master's)
 Family: wife, Kerri; daughters, Payten, Kamryn, and Harper; stepson, Ethan

COACHING HISTORY

2000-01: Arizona, Undergraduate Assistant Coach
 2001-02: Arizona, Video Coordinator/Recruiting Coord.
 2002-08: Arizona, Assistant Coach
 2008-09: Memphis, Assistant Coach
 2009-16: Memphis, Head Coach
 2016-present: Georgia Tech, Head Coach

POST-SEASON HISTORY

2000-01: Arizona, NCAA Championship Game
 2001-02: Arizona, NCAA Sweet Sixteen
 2002-03: Arizona, NCAA Elite Eight
 2003-04: Arizona, NCAA First Round
 2004-05: Arizona, NCAA Elite Eight
 2005-06: Arizona, NCAA Second Round
 2006-07: Arizona, NCAA First Round
 2007-08: Arizona, NCAA First Round
 2008-09: Memphis, NCAA Sweet Sixteen
 2009-10: Memphis, NIT Second Round
 2010-11: Memphis, NCAA Second Round
 2011-12: Memphis, NCAA Second Round
 2012-13: Memphis, NCAA Third Round
 2013-14: Memphis, NCAA Third Round

CONFERENCE TITLES

2001-02: Arizona, Pac-10 Conference (tournament)
 2002-03: Arizona, Pac-10 Conference (regular season)
 2004-05: Arizona, Pac-10 Conference (regular season)
 2008-09: Memphis, C-USA (regular season/tournament)
 2010-11: Memphis, C-USA (tournament)
 2011-12: Memphis, C-USA (regular season/tournament)
 2012-13: Memphis, C-USA (regular season/tournament)

PLAYING HISTORY

1996-2000: Arizona, Four-year letterwinner

POST-SEASON (Player)

1996-97: Arizona, NCAA Champion
 1997-98: Arizona, NCAA Elite Eight
 1998-99: Arizona, NCAA First Round
 1999-2000: Arizona, NCAA Second Round

CONFERENCE TITLES (Player)

1997-98: Arizona, Pac-10 Conference (regular season)
 1999-2000: Arizona, Pac-10 Conference (regular season)

Pastner's Career Experience

| Year | Position | School | Overall | | Conference | | Notable |
|--------------------------------------|------------|--------------|-----------------|-------------|-----------------|-------------|---|
| | | | W-L | Pct. | W-L | Pct. | |
| 1996-97 | Player | Arizona | 25-9 | .735 | 11-7 | .611 | NCAA Champion |
| 1997-98 | Player | Arizona | 30-5 | .857 | 17-1 | .944 | Pac-10 Champ (R); NCAA Elite Eight |
| 1998-99 | Player | Arizona | 22-6 | .786 | 13-5 | .722 | NCAA First Round |
| 1999-00 | Player | Arizona | 27-7 | .794 | 15-3 | .833 | Pac-10 Champ (R); NCAA Second Round |
| 2000-01 | Assistant# | Arizona | 25-6 | .806 | 15-3 | .833 | NCAA Title Game |
| 2001-02 | Video# | Arizona | 24-10 | .706 | 12-6 | .667 | Pac-10 Champ (T); NCAA Sweet 16 |
| 2002-03 | Assistant | Arizona | 28-4 | .875 | 17-1 | .944 | Pac-10 Champ (R); NCAA Elite Eight |
| 2003-04 | Assistant | Arizona | 20-10 | .667 | 11-7 | .611 | NCAA First Round |
| 2004-05 | Assistant | Arizona | 30-7 | .811 | 15-3 | .833 | Pac-10 Champ (R); NCAA Elite Eight |
| 2005-06 | Assistant | Arizona | 20-13 | .606 | 11-7 | .611 | NCAA Second Round |
| 2006-07 | Assistant | Arizona | 20-11 | .645 | 11-7 | .611 | NCAA First Round |
| 2007-08 | Assistant | Arizona | 19-15 | .559 | 8-10 | .444 | NCAA First Round |
| 2008-09 | Assistant | Memphis | 33-4 | .892 | 16-0 | 1.000 | C-USA Champ (R/T); NCAA Sweet 16 |
| 2009-10 | Head Coach | Memphis | 24-10 | .706 | 13-3 | .813 | NIT Second Round |
| 2010-11 | Head Coach | Memphis | 25-10 | .714 | 10-6 | .625 | C-USA Champ (T); NCAA Second Round |
| 2011-12 | Head Coach | Memphis | 26-9 | .743 | 13-3 | .813 | C-USA Champ (R/T); NCAA Second Round |
| 2012-13 | Head Coach | Memphis | 31-5 | .861 | 16-0 | 1.000 | C-USA Champ (R/T); NCAA Third Round |
| 2013-14 | Head Coach | Memphis | 24-10 | .706 | 12-6 | .667 | NCAA Third Round |
| 2014-15 | Head Coach | Memphis | 18-14 | .563 | 10-8 | .556 | American Conference First Round |
| 2015-16 | Head Coach | Memphis | 19-15 | .559 | 8-10 | .444 | American Conference finals |
| 2016-17 | Head Coach | Georgia Tech | 0-15 ! | .000 | 0-10 ! | .000 | |
| 2017-18 | Head Coach | Georgia Tech | 12-19 ! | .406 | 6-12 | .333 | |
| 2018-19 | Head Coach | Georgia Tech | 14-18 | .438 | 6-12 | .333 | |
| Georgia Tech Totals | | | 26-52 ! | .329 | 12-34 ! | .261 | |
| Memphis Totals (HC/AC) | | | 200-77 | .745 | 98-36 | .726 | 7 conference titles (3 R/4 T), 5 NCAA, 1 Sweet 16, 1 NIT |
| Arizona Totals (Staff/Player) | | | 290-103 | .722 | 156-59 | .726 | 5 conference titles (4 R/1 T), 12 NCAA, 6 Sweet 16, 5 Elite Eight, 2 Final Four, 2 NCAA title games, 1 NCAA title |
| Totals | | | 516-232* | .689 | 266-129* | .677 | |

R — denotes conf. regular season title, T — denotes conf. tournament title

also served as recruiting coordinator, # undergraduate assistant coach

! Georgia Tech had 22 wins and one loss during the 2016-17 and 2017-18 seasons vacated by the NCAA's Committee on Infractions.

Pastner's Record vs. All Opponents

| | | | |
|--------------------------|--------------|------------------------------|-------------|
| American Athletic | 60-27 | Mid-American | 1-1 |
| Cincinnati | 2-4 | Ohio | 1-1 |
| Connecticut | 2-6 | | |
| East Carolina | 10-3 | Mid-Eastern Athletic | 4-0 |
| Houston | 7-4 | Bethune-Cookman | 0-0 |
| SMU | 4-6 | Coppin State | 1-0 |
| Temple | 3-3 | Florida A&M | 2-0 |
| Tulane | 8-3 | North Carolina A&T | 0-0 |
| Tulsa | 7-3 | North Carolina Central | 1-0 |
| UCF | 13-1 | | |
| USF | 4-1 | Missouri Valley | 3-1 |
| | | Bradley | 1-0 |
| Atlantic 10 | 1-3 | Indiana State | 1-0 |
| George Washington | 1-0 | Northern Iowa | 1-0 |
| Massachusetts | 0-1 | Wichita State | 0-1 |
| Saint Louis | 0-1 | | |
| VCU | 0-1 | Northeast | 1-0 |
| | | Robert Morris | 1-0 |
| Atlantic Coast | 18-41 | Ohio Valley | 12-1 |
| Boston College | 3-2 | Austin Peay | 4-0 |
| Clemson | 0-5 | Belmont | 1-0 |
| Duke | 0-3 | Jacksonville State | 1-0 |
| Florida State | 0-3 | Murray State | 0-1 |
| Louisville | 2-5 | Southeast Missouri | 3-0 |
| Miami | 3-2 | Tennessee State | 1-0 |
| North Carolina | 0-2 | Tennessee Tech | 1-0 |
| NC State | 2-1 | Tennessee-Martin | 2-0 |
| Notre Dame | 2-4 | | |
| Pittsburgh | 2-1 | Pac-12 | 0-2 |
| Syracuse | 2-2 | Arizona | 0-1 |
| Virginia | 0-5 | UCLA | 0-1 |
| Virginia Tech | 0-4 | | |
| Wake Forest | 2-2 | Patriot League | 1-0 |
| | | Loyola, Md. | 1-0 |
| Atlantic Sun | 6-0 | Southeastern | 6-12 |
| Kennesaw State | 1-0 | Arkansas | 1-0 |
| Lipscomb | 3-0 | Florida | 0-1 |
| North Florida | 1-0 | Georgia | 0-3 |
| USC Upstate | 1-0 | LSU | 2-0 |
| | | Mississippi | 1-2 |
| Big 12 | 1-7 | South Carolina | 0-1 |
| Baylor | 0-1 | Tennessee | 3-5 |
| Kansas | 0-2 | | |
| Oklahoma | 0-1 | Southern | 1-1 |
| Oklahoma State | 1-2 | Samford | 1-0 |
| TCU | 0-0 | Wofford | 0-1 |
| | | Southland | 8-1 |
| Big East | 2-5 | Central Arkansas | 1-0 |
| Georgetown | 0-3 | Houston Baptist | 1-0 |
| St. John's | 1-1 | Lamar | 1-0 |
| Xavier | 1-1 | Nicholls | 2-0 |
| | | Northwestern State | 2-0 |
| Big South | 1-1 | Sam Houston State | 0-0 |
| Gardner-Webb | 0-1 | Stephen F. Austin | 0-1 |
| USC Upstate | 1-0 | Texas A&M-Corpus Christi | 1-0 |
| | | Southwestern Athletic | 7-1 |
| Big Sky | 1-0 | Alcorn State | 0-0 |
| Montana State | 1-0 | Grambling State | 1-1 |
| | | Jackson State | 3-0 |
| Big Ten | 4-5 | Prairie View A&M | 2-0 |
| Indiana | 0-0 | Southern | 1-0 |
| Michigan | 0-1 | Summit League | 5-0 |
| Michigan State | 0-1 | IUPUI | 2-0 |
| Minnesota | 0-1 | Oral Roberts | 2-0 |
| Mississippi | 0-0 | Western Illinois | 1-0 |
| Northwestern | 1-1 | | |
| Ohio State | 1-0 | Sun Belt | 4-1 |
| Penn State | 0-1 | Arkansas-Little Rock | 2-0 |
| Rutgers | 2-0 | Arkansas State | 2-0 |
| | | UT-Arlington | 0-1 |
| Big West | 0-0 | West Coast | 3-2 |
| CSU Bakersfield | 0-0 | Gonzaga | 2-2 |
| | | Saint Mary's | 1-0 |
| Conference USA | 35-6 | Western Athletic | 2-0 |
| Charlotte | 1-0 | UTRGV | 1-0 |
| Louisiana Tech | 1-0 | | |
| Marshall | 7-1 | Division II | 1-0 |
| North Texas | 1-0 | LeMoyne Owen | 1-0 |
| Rice | 3-1 | Shorter | 1-0 |
| Southern Mississippi | 10-1 | Tusculum | 0-0 |
| UAB | 8-0 | | |
| UTEP | 3-3 | Division III | 1-0 |
| Western Kentucky | 1-0 | Centenary | 1-0 |
| | | | |
| Horizon League | 1-1 | | |
| Oakland | 1-0 | | |
| Wright State | 0-1 | | |
| | | | |
| Ivy | 2-0 | | |
| Harvard | 1-0 | | |
| Yale | 1-0 | | |
| | | | |
| Metro Atlantic | 2-0 | | |
| Manhattan | 1-0 | | |
| Siena | 1-0 | | |

*Records reflect 22 Georgia Tech wins and one loss vacated by the NCAA Committee on Infractions

BASKETBALL STAFF

ERIC REVENO

Associate Head Coach

After serving 10 years as the head coach at the University of Portland, Eric Reveno joined Josh Pastner's men's basketball staff at Georgia Tech as assistant coach on May 6, 2016. He was promoted to associate head coach on Nov. 1, 2019.

The former Pac-10 post player oversaw one of the Yellow Jackets' great successes in 2016-17 in the development of center Ben Lammers, who became a second-team All-ACC performer and the conference's Defensive Player of the Year. He also helped develop another former reserve forward, Abdoulaye Gueye, into a significant contributor for the Yellow Jackets in his final two seasons, and helped transfer James Banks III develop into one of the ACC's top defensive players, earning him a spot on the ACC's All-Defensive team in 2018-19.

Reveno's penchant for analytics has led the Jackets to adopt advanced new methods and technologies to help the team's performance, such as the new Noah shot-tracking systems in the Zelnak Practice Facility and the McCamish Pavilion main floor, along with other analytics and data-gathering methods. In addition to recruiting, player development, on-court coaching, scouting and game-planning, Reveno also handles budget management, staff organization and game scheduling for the program.

Reveno, 53, spent 10 years spearheading a rebuilding effort at Portland in which the Pilots played in four CollegeInsider.com Postseason Tournaments (CIT) during his tenure and had a three-year span where the Pilots averaged 20 wins from 2008-10. Reveno was named the WCC Coach of the Year in 2009 after leading Portland to back-to-back third-place finishes in the league standings. The Pilots were also one of the best three-point shooting teams in the nation during Reveno's term.

"Eric is a former head coach and understands how to run a program," said head coach Josh Pastner. "He's had a lot of responsibility behind the scenes here over the last three years, keeping us organized and moving in the right direction in so many areas. He's also done a tremendous job on the court, developing our frontcourt players and in our scouting and game-planning. He is known as one of the great developers of big men in the country. He worked at Pete Newell's Big Man Camp for seven years, and he was on the staff at Stanford during a time when they recruited and developed a number of tremendous big men and were highly successful. He's got a tremendous IQ for the game of basketball and a high level of character."

Twenty of Reveno's Pilots were named to All-WCC teams, including eight first-team selections, and 16 of his graduates went on to play professionally. Off the court, the Pilots had 20 WCC All-Academic team selections under Reveno — the high water mark in the league during his tenure. The team boasted a 100 percent graduation rate and a near-perfect rating according to the NCAA's Academic Progress Rate.

"I have known Coach Pastner since he was a player at Arizona, and he has impressed at every stage of his career," said Reveno. "His commitment and passion for helping each student-athlete become the best he can be and building a championship team is infectious. To be able to work with him, at one of the nation's top academic institutions, competing in the best league in college basketball, is an opportunity of a lifetime."

Voted one of the Top 25 Recruiters in the nation by rivals.com in 2006, Reveno has a track record of player development, and respects the role of the student-athlete. He built the foundation for future success through quality recruiting and an emphasis on development, both on the court and in the weight room.

Long recognized as a leader in the use of sports performance analysis technology, Reveno has spoken at multiple worldwide and national summits hosted by SportsTec, one of the foremost providers of video and technology solutions to the international sports community. His cutting edge



approach to leveraging data and technology became a staple of the Pilot program in teaching, player development, and recruiting. As a result, Reveno was the lone representative from the United States asked to speak to an audience of performance professionals from some of the top sports leagues and organizations in the world. According to Dave Telep, ESPN.com Senior Recruiting Analyst, "Reveno is unofficially the most technologically advanced man we've met in college basketball."

An imposing 6-foot, 8-inch figure, Reveno developed a passion for a disciplined style of play reminiscent of his formative coaching years as an assistant under legendary coach Mike Montgomery at Stanford. He also credits Dr. Tom Davis, the man who recruited and coached him at Stanford his first two years, and legendary coach Pete Newell as major influences on his coaching style. Reveno served as an assistant coach under Montgomery at Stanford for seven years before being promoted to associate head coach during the 2004-05 season alongside three-conference coach of the year Trent Johnson.

A post player for the Cardinal in the late 1980s under both Davis and Montgomery, Reveno helped coach his alma mater to seven 20-win seasons, three 30-win seasons, eight NCAA Tournament appearances, an NCAA Final Four in 1998, three years with a No. 1 national ranking and four Pacific-10 Conference Championships. He played in 116 games during his career at Stanford (1985-87, 89), including 30 games as a starter during his senior season. He was a two-time team captain and averaged 9.4 points and 5.1 rebounds per game as a senior, helping the Cardinal to a 26-7 record (15-3 mark in the Pac-10) and a No. 12 national ranking. The Cardinal advanced to the NCAA Tournament, Stanford's first appearance in the tourney since 1942.

Reveno recruited and / or coached numerous outstanding frontline players for the Cardinal, including Brook Lopez, Robin Lopez, Mark Madsen, Jarron Collins, Jason Collins, Curtis Borchardt, Tim Young, Rob Little, Justin Davis and Matt Haryasz. He was also a prominent staff member at the nationally renowned Pete Newell Big Man Camp from 1998-2004. Seven players under Reveno's tutelage at Stanford went on to play in the NBA.

After graduating from Stanford in 1989 with a degree in economics, he spent four years playing professional basketball in Japan. He returned to Stanford and obtained his masters degree in business administration in 1995. Prior to joining the Stanford coaching staff in 1997, he served as president for two years of Riekes Center in Menlo Park, a non-profit mentoring organization that works with athletes of all ages.

Reveno was born in Stanford, Calif. on March 12, 1966 and attended The Menlo School. He and his wife, Amanda, have two children: Katie (17) and Andrew (14).

At-A-Glance

Full Name: Eric Wendell Reveno | **Birthdate:** March 12, 1966 in Stanford, Calif.

Family: Wife Amanda, children Katie and Andrew | **Joined Tech Staff:** May, 2016

Education: Master's degree in Business Administration from Stanford in 1995; Bachelor's degree in Economics from Stanford in 1989

Playing Experience: Four years of professional basketball in Japan (Japan Energy from 1989-93); played at Stanford from 1985-89 for coaches Tom Davis and Mike Montgomery, two-time team captain, 30-game starter as a senior; led Stanford to first NCAA Tournament in 47 years

Coaching Experience: Assistant coach at Georgia Tech (2006-present); Head coach at Portland (2006-16); Assistant coach at Stanford (1997-2004), Associate Head Coach at Stanford (2004-06)

Honors/Accomplishments: West Coast Conference Coach of the Year (2009); led Portland to four post-season appearances and its winningest three-year record in school history; coached 20 Portland players to all-West Coast Conference honors; his teams had a 100-percent graduation rate; at Stanford, coached four Pac-10 championship teams and one Final Four team, recruited and / or developed NBA post players Brook and Robin Lopez, Tim Young, Mark Madsen, Curtis Borchardt, Jason and Jarron Collins; Named a Top 25 Recruiter in the Nation by Rivals.com in 2006; At Tech, developed center Ben Lammers into an All-ACC-caliber player who now plays professionally in Spain, center James Banks III made the ACC All-Defensive team



BASKETBALL STAFF

JULIAN SWARTZ

Assistant Coach

A 16-year coaching veteran, including 10 years on the NCAA Division I level, Julian Swartz was named an assistant coach on Josh Pastner's staff in August of 2018.

Swartz, 39, is responsible for on-court development of Tech players and will focus his efforts on the Yellow Jackets' defensive schemes as well as handle recruiting responsibilities. He helped guide Tech's defense to a national ranking of No. 37 in efficiency in 2018-19, according to KenPom.com, and the Yellow Jackets also ranked among the top 15 in effective field goal percentage and three-point defense.

"Julian has been an outstanding member of my staff going back to Memphis, and did a terrific job when given the chance to coach while also handling his off-court duties," said Pastner. "He is a high-energy individual and a great fit for Georgia Tech. He does an excellent job with our player development, and can evaluate and recruit at the level we need to continue to build this program."

One of two members of head coach Pastner's staff at Memphis to follow him to Georgia Tech, Swartz came to The Flats in May, 2016, after four years with Pastner at Memphis, where he served stints as assistant director of operations, director of player development and interim assistant coach.

He served his first two years at Tech as director of recruiting and compliance, which included serving as the staff liaison with compliance, coordinating on-campus recruiting operations and summer camps. He retained many of those duties during the 2017-18 season even after being named interim assistant coach to fill a vacancy on the coaching staff.

"I am extremely grateful to Coach Pastner, whom I've had the pleasure working for the last six years, and our administration for this tremendous opportunity," said Swartz. "There is simply no better place than Georgia Tech — Atlanta, academics and the ACC. I am honored and excited to invest all my energy and enthusiasm to the culture and standards of our program while pursuing championship excellence in all we do."

During his time at Memphis, the Tigers compiled a 92-44 overall record while transitioning to the American Athletic Conference from Conference USA.

Prior to Memphis, Swartz spent three years as a graduate assistant at Marquette (2005-08) with head coach Tom Crean and one as an intern at Indiana (2008). Among his duties at Marquette were assisting in the areas of video, scouting reports, statistics, student-athletes' academic progress, on-campus recruiting visits and coordinating summer camps. He also assisted in player development, working with All-Big East honorees Lazar Hayward, Dominic James, Wesley Matthews, Jerel McNeal and Steve Novak. Novak, Matthews, McNeal, and Hayward have all played in the NBA. In those three seasons, the Golden Eagles posted a 69-31 overall record and a 31-19 Big East Conference mark and earned three NCAA Tournament berths.

From 2009-12, he served as a counselor in the West Allis/West Milwaukee school district, counseling kids and teaching character education, while also serving as an assistant coach for the Waukesha South High School varsity hoops squad (2003-05, 2009-11) along with coaching youth basketball (2009-12).

A native of Waukesha, Wis., Swartz graduated from Carroll College in 2005 with a bachelor's degree in psychology. He earned his master's degree in school counseling in 2008 from Marquette, which made him the recipient of the 2016 Marquette University Alumni Counselor Education and Counseling Psychology Achievement Award.

A successful high school player, Swartz scored 2,123 points in his career, was a first-team all-state selection three times and was named the 1999 Associated Press Wisconsin High School Player of the Year along with being named academic all-state. He began his collegiate playing career at the University of Wisconsin in 1999-2000 and was a member of the Badgers squad that advanced to the 2000 NCAA Final Four.

At-A-Glance

Full Name: Julian MacKenzie Swartz | **Birthdate:** April 18, 1980 in Waukesha, Wis.

Family: single | **Joined Tech Staff:** May, 2016

Education: Master's degree in School Counseling from Marquette in 2008; Bachelor's degree in Psychology from Carroll College in 2005

Playing Experience: Began his college career at the University of Wisconsin and was a member of the Badgers' 2000 Final Four team

Professional Experience: Assistant coach at Georgia Tech (2018-present); Director of recruiting and compliance at Georgia Tech (2016-18); Served as assistant director of operations, director of player development and interim assistant coach during four years at Memphis (2012-16); Counselor in the West Allis/West Milwaukee school district (2009-12); Men's basketball intern at Indiana (2008); Graduate assistant at Marquette (2005-08); Varsity assistant coach at Waukesha South High School (2003-05, 2009-11)

Honors/Accomplishments: Associated Press Wisconsin High School Player of the Year (1999); Scored 2,123 points in his high school career and made the all-state team in Wisconsin three times; Marquette University Alumni Counselor Education and Counseling Psychology Achievement Award (2016)



ANTHONY WILKINS

Assistant Coach

Anthony Wilkins, an Atlanta native who spent the past five seasons on the coaching staff at Tulane University, joined Georgia Tech's basketball staff in June of 2018.

Wilkins, 39, served as an assistant coach for four seasons at Tulane under two head coaches -- Ed Conroy and Mike Dunleavy -- after serving as director of basketball operations during his first year with the Green Wave. At Tulane, Wilkins handled game strategy and scout prep responsibilities along with player development and recruiting duties. He also had six years of professional playing experience prior to entering the coaching world.

Focusing his on-court efforts with Tech's offense, the Yellow Jackets made significant strides toward the end of his first season on The Flats, and he is credited with the development of sophomore forward Moses Wright, who averaged more than 15 points and shot 62 percent from the floor over his last five games.

"Anthony is an outstanding coach on the court and excellent with player development, which is critical in our program," said Pastner. "He has the ability to evaluate and recruit at a high level and help us continue to build for the future. Anthony has worked for five years at a prestigious academic institution, which should serve him well here, and will be a tremendous representative for Georgia Tech."

He went to Tulane after serving one season as player development director at his alma mater Kent State (2012-13), where he helped guide the Golden Flashes to a 21-14 overall record and an appearance in the CollegeInsider.com Tournament. During that season, he completed studies for his bachelor's degree in communications from Kent State.

"As I was growing up in Atlanta, Georgia Tech set the standard for high-level athletics," said Wilkins. "I'm humbled to have the opportunity to come home and help Josh restore that feeling in McCamish Pavilion. The storied tradition of excellence in this program calls for the very best in recruiting, coaching and developing high-level student athletes. I'm excited to help bring Georgia Tech basketball back to national prominence."

Prior to that, Wilkins co-founded and served as associate head coach of Stackhouse Elite AAU travel team in 2011 in Atlanta, and he also served as a counselor and coach at the NBA Top 100 camp. His player development background includes training draft eligible players, along with a number of professional players currently playing in the NBA or abroad.

Wilkins began his coaching career after spending six years playing professional basketball in Sweden, Ukraine, Mexico and South Korea. He played in the NBA's Development League (now G League) for Fort Worth and Tulsa (2005-06) and Bakersfield (2007-08). Wilkins also participated in the Atlanta Hawks Vet Camp in 2005 and played on the organization's summer league team in 2006.

As a senior at Kent State, Wilkins was co-captain of the 2002-03 team that went 22-9 and advanced to the NIT. He started all 31 games and was named the team's defensive player of the year while scoring 9.9 points per game and hitting 39 percent of his three-point field goals. As a junior in 2001-02, his Kent State team finished 30-6 and advanced to the Elite Eight in the NCAA Tournament.

Born in Atlanta, Wilkins lived in the city for much of his childhood and attended Therrell High School for two years before finishing his high school studies at Glenville High School in Cleveland, Ohio.

At-A-Glance

Full Name: Anthony Heywood Wilkins | **Birthdate:** August 4, 1980, Atlanta, Ga.

Family: single | **Joined Tech Staff:** June, 2018

Education: Bachelor's degree in Communications from Kent State in 2013

Playing Experience: Six years of professional basketball in Sweden, Ukraine, Mexico and South Korea; NBA's Development League (now G League) for Fort Worth and Tulsa (2005-06) and Bakersfield (2007-08); Atlanta Hawks summer league team (2006); Hawks Vet Camp (2005); Played collegiately at Kent State (2001-03)

Coaching Experience: Assistant coach at Georgia Tech (2018-present); Assistant coach at Tulane for head coaches Ed Conroy and Mike Dunleavy (2014-18); Director of operations at Tulane (2013-14); Director of player development at Kent State (2012-13); co-founded and served as associate head coach of Stackhouse Elite AAU travel team in Atlanta (2011); Counselor and coach at the NBA Top 100 camp

Honors/Accomplishments: Played in the NCAA Tournament and the NIT as a member of the Kent State basketball team; Co-captain and team defensive player of the year as a senior



BASKETBALL STAFF

TYLER BENSON

Director of Operations

After spending two seasons serving as Georgia Tech basketball's director of scouting, Tyler Benson was promoted in the summer of 2018 to director of operations, where he handles the day-to-day tasks of coordinating the Yellow Jackets' use of the basketball facilities, practice time, equipment and apparel and serves as the program's liaison for compliance matters.

Benson also supervises the Jackets' student and graduate managers and coordinates the team's summer camp program.

After two seasons (2014-16) at Memphis as the Tigers' video coordinator under head coach Josh Pastner, Benson came to Georgia Tech in May of 2016 in a similar role, overseeing all the team's video operations and managing the collection and analysis of video to assist the coaching staff in its scouting and keeping the program's video and computer equipment up-to-date. He also managed the team's equipment and apparel, a duty he retains in his current capacity.

Benson moved into his video coordinator role at Memphis after one year (2013-14) as a graduate manager at Ole Miss, where he assisted head coach Andy Kennedy's staff with practice and the scout team, oversaw the team's undergraduate student assistants and assisted the video coordinator with breaking down tape and drafting scouting reports.

Prior to that, Benson was a coach for four seasons, first as an assistant coach at West Virginia Wesleyan (2009-10) and then for three years at St. John's Northwestern Military Academy (2010-13) in Delafield, Wis., helping 32 Lancers earn NCAA Division I scholarships.

A native of Morgantown, W.Va., Benson earned four letters playing basketball at St. Bonaventure, serving as the Bonnies' team captain as a senior, and graduated in 2009 with a bachelor's degree in business administration/management sciences.

Benson was married in the summer of 2017 to the former Alivia Luck, and the couple have a newborn son, Ellis.



SHAWN VALENTINE

Assistant Director of Operations

After spending the past two years as a graduate assistant on the Georgia Tech men's basketball staff, Shawn Valentine was named assistant director of operations in the summer of 2019.

Valentine, 26, is responsible for supervision of Tech's basketball facilities as it relates to outside rental, upkeep of all team areas, management of equipment and supplies, and organization of student-athletes' participation in team events and community service.

A four-year letterwinner as a basketball player at Rider University, Valentine gained experience in athletics communications and as an equipment manager in addition to his studies and competition. He worked as an athletic equipment manager for three years and in the sports communications for one.

On the court, the 6-7 forward played in 128 games over his four-year career, including all 33 games as a senior, when he averaged 4.5 points and 3.0 rebounds as the team's captain. True to his surname, he scored a career-high 17 points with six rebounds and five blocks against Niagara on Valentine's Day.

The Sicklerville, N.J., native graduated in May of 2016 with a bachelor's degree in public relations and is currently working on a master's degree in leadership. In the time between his graduation from Rider and beginning as a GA at Georgia Tech, Valentine served as a coach and counselor at various basketball camps.



B.J. ELDER

Associate Director of Player Personnel

A standout member of the Yellow Jackets' 2004 NCAA runner-up team, B.J. Elder joined the men's basketball staff in July of 2019 as associate director of player personnel.

A veteran of 10 years in European professional basketball following his stellar Tech career, Elder, 36, came to Tech following three seasons as assistant boys' basketball coach at Clarkston High School. He serves as the basketball staff's liaison with academic services, campus housing and dining, media and marketing, as well as spearhead outreach to former Tech players.

"We are excited to have B.J. Elder rejoin the Georgia Tech program," said Pastner. "I have always said this program is about all the former players that have elevated it to a high level. B.J. is a guy that fits that bill, and he will do an outstanding job here."

One of the most prolific 3-point shooters in school history, the 6-foot-4 Elder made his mark on the 2004 Georgia Tech team that reached the NCAA Championship game. He was named a Wooden Award finalist that season, in which he placed seventh among ACC scorers at 14.9 points per game and shot 78 percent from the foul line. Elder was an honorable mention All-America selection by the Associated Press that season, and was also named All-District 4 by the USBWA, All-District 5 by the NABC and was one of the final 20 candidates for the Wooden Award All-America team.

The Madison, Ga., native was voted to All-ACC Freshman team in 2002 and placed third in ACC Freshman of the Year voting. He went on to twice earn All-ACC honors (2003, 2004). Despite a hamstring injury that forced him to miss nine full games his senior year and hampered him throughout the remainder of the season, Elder finished his collegiate career with 1,616 points to rank 13th on the Yellow Jackets' all-time scoring list. He finished fourth on the school's all-time in 3-point field goals with 222, twice connecting on seven in a single game.

"It's a thrill to be able to come back to Georgia Tech and start the next phase of my career," said Elder, who was inducted into the Georgia Tech Sports Hall of Fame in 2017. "I'm excited to join Coach Pastner and do whatever needs to be done to continue building this program, help our players here and continue to keep our alumni players involved."

Elder, who attended Morgan County High School, played professionally in four countries, retiring in 2014 following three seasons in Italy. He continued to work toward his bachelor's degree, completing requirements for his degree in management in December of 2012.

He began his coaching career as an assistant basketball coach at Meadowcreek High School (2015-16) and a community coach for the Atlanta Hawks. While coaching at Clarkston High School (2016-19), Elder also served as assistant coach for the Atlanta Celtics AAU basketball program.

Elder and his wife Kristina have two children, Brady, 10, and Joshua, 7.



HAYDEN SHERIDAN

Director of Scouting

After spending the last two seasons as a graduate assistant on the Georgia Tech basketball staff, Hayden Sheridan was appointed to the position of director of scouting and video coordinator in the fall of 2018.

Sheridan, 25, oversees the team's video operations and manages the collection and analysis of video to assist the coaching staff in its scouting, as well as keeping the program's video and computer programming up to date. He also manages the team's technology needs, the team's calendar and the student managers.

During his two years as a GA, Sheridan assisted in scouting and video breakdown, supervised Tech's student managers, organized the team's recruiting database, and assisted with running team camps.

A 2016 graduate of Arizona with a bachelor's degree in literacy, learning and leadership, Sheridan was a student manager on the basketball team for three years. He also worked as an NBA draft assistant for BDA Sports and was a coach at basketball camps for Sean Miller at Arizona and Dan Majerle at Grand Canyon.



BASKETBALL STAFF

DR. DAN TAYLOR

Player Development Coach

Dan Taylor joined the Georgia Tech staff as player development coach for men's basketball in May of 2016 following a nine-year term as the head strength and conditioning coach at Siena College in Loudonville, N.Y.

Taylor coordinates and implements the player development program for the Yellow Jackets' men's basketball and men's tennis teams. In his three years on The Flats, Taylor has implemented new technologies in the industry to assist the coaching staff with monitoring student-athletes training loads and conditioning and has partnered with other departments on campus to achieve similar ends.

At Siena, he oversaw the strength and conditioning efforts for all of Siena's Division I varsity programs and over 350 student-athletes from September, 2006, to the present, promoted to the position after joining the Siena staff as an assistant strength coach.

As an assistant at Siena, Taylor's duties included creating and executing strength programs for the women's golf team, assisting in the creation and implementation of Siena College's Strength Camps for high school athletes and working with a variety of athletes from Siena's sports programs.

Alongside his duties as assistant strength and conditioning coach at Siena, Taylor also served as assistant fitness director for Gold's Gym in Clifton Park. In this capacity, Taylor has worked with myriad of athletes, ranging from youth football players to professional basketball players from the USBL (United States Basketball League).

Prior to his appointment as assistant strength and conditioning coach, Taylor developed and implemented conditioning programs for The College of Saint Rose men's and women's basketball teams, the women's volleyball and baseball teams.

Taylor is a member of the National Strength and Conditioning Association, and is certified by that organization (as a strength and conditioning specialist) as well as the National Academy of Sports Medicine (performance enhancement specialist) and the American Heart Association (AED certified).

Taylor graduated cum laude from Franklin Pierce College in 2002, where he earned his bachelor of arts degree. In 2006, Taylor received his masters of science in exercise science and performance enhancement from the California University of Pennsylvania, where he graduated summa cum laude, and completed his second masters of science in exercise science with a focus in strength and conditioning from Edith Cowan University based in Perth, Western Australia in 2011.

He earned his doctorate degree in performance psychology at Grand Canyon University in September of 2019. Taylor co-authored a 2014 book entitled, "Conditioning to the Core," and authored its companion educational correspondence course and webinar.

Taylor and his wife Erin have two children, 8-year-old twins Jackson and Lorelai.



RICHARD STEWART

Assistant Director of Sports Medicine

Richard Stewart joined the Georgia Tech Athletic Association staff in August 2007 as assistant athletic trainer for men's basketball and was promoted during the summer of 2018 to assistant director of sports medicine. He also oversees men's and women's tennis.

Stewart came to Georgia Tech from Virginia Tech, where he was an assistant athletic trainer for football as well as a graduate assistant athletic trainer for football and men's soccer before working for the Hokies in a full-time capacity. During his time at Virginia Tech, he also served as assistant athletic trainer for the Cologne Centurions of NFL Europe.

He graduated from Salisbury University in 2005 with a bachelor's degree in athletic training and earned his master's in health promotion and physical education in 2006 from Virginia Tech.

Stewart is a NATABOC Certified Athletic Trainer. He is a member of the National Athletic Trainer's Association, Southeast Athletic Trainers' Association, and the Georgia Athletic Trainers' Association, and he is licensed by the state of Georgia as an athletic trainer.



ELLIE CANTKIER

Program and Operations Manager

Ellie Cantkier joined the men's basketball program as administrative coordinator in June of 2016 and was promoted to program and operations manager in August of 2017. In addition to managing the complete office operations for the men's basketball program, Cantkier handles planning and set-up for team travel, including hotel and transportation. She also coordinates activities and communications for the men's basketball coaches committee and assists with processing and tracking the program's budget. Cantkier first came to the Georgia Tech Athletic Association in March 2015 as a human resources assistant and served 15 months in that capacity before joining the men's basketball staff. With more than seven years of experience as a human resources generalist, she received her PHR (Professional of Human Resources) certification from SHRM (Society for Human Resource Management) in 2001.

Before joining Georgia Tech, she served on several local school Board of Directors and Parent Teacher Community Associations as a community volunteer (2004-2014). She has experience as a human resources manager for several Atlanta-based businesses, including Omni Landscape Group (2003-2004) and InfoMart Pre-Employment Screening Services (2001-2003).

Prior to moving to Atlanta in 2001, she worked in the restaurant hospitality industry as an employee development manager at WindMark Concepts (2000-2001) in Boca Raton, Fla., and as a personnel manager for Pappas Restaurant Group (1991-1999) in Houston, Texas.

Cantkier attended the University of Houston, where she graduated in 1996 with a degree in psychology.



Erik Maday
Graduate Assistant



Max Goldstein
Graduate Assistant



Dan Wypasek
Associate Director Athletics
Facilities & Event Operations



Amanda Brown
Associate Director Academic
Services



Shelby Varner
Academic Support Coordinator



Andy Demetra
Director of Broadcasting

ADMINISTRATION

TODD STANSBURY

Director of Athletics

Todd Stansbury, a Georgia Tech alumnus and football letterwinner, was introduced as the Institute's ninth director of athletics on Sept. 22, 2016.

In just his second full year as the A.D. at his alma mater, he oversaw one of Georgia Tech athletics' most successful all-around years in recent memory in 2018-19.

Among the accomplishments in '18-19:

- Georgia Tech leaped 55 spots in the final Learfield IMG Directors' Cup standings, from No. 121 in 2017-18 to No. 66 in 2018-19, Tech's highest finish in the national all-sports standings since 2010-11;
- nine teams — football, men's cross country, women's cross country, men's swimming and diving, women's indoor track and field, women's outdoor track and field, women's tennis, golf and baseball — earned Directors' Cup points for the Yellow Jackets based on NCAA postseason qualification and performance, the most GT teams to earn Directors' Cup points since 2009-10;
- in the latest Academic Progress Rate (APR) data released by the NCAA, Tech was the only institution from a Power Five conference that had a multiyear APR higher than the national average in every sport;

• Georgia Tech's NCAA Graduation Success Rate (GSR) came in at 89 percent, the highest mark in school history for the sixth-straight year;

• GT athletics' Jackets Without Borders international service program won the prestigious ACC Game Changers award for community service;

• buoyed by contributions to Athletics Initiative 2020, a \$125 million fundraising initiative introduced by Stansbury in June 2018 (see below for more details), Tech athletics enjoyed a record-breaking fundraising year with more than \$50 million in donations.

Stansbury began setting the stage for these accomplishments as soon as he officially arrived back on The Flats on Nov. 28, 2016. In the first months of his tenure as athletics director, he identified four strategic priorities for Georgia Tech athletics — to define the GT athletics brand, to establish an internal culture, to align the internal structure and to generate new revenue. He has addressed those priorities through a slew of initiatives and accomplishments. Highlights include:

- a significant revenue lift, which can be traced in large part to an innovative overhaul of sales operations that focused on integrating fundraising and ticket sales efforts;
- the establishment of a partnership with adidas to serve as the official apparel provider of Georgia Tech athletics, which was announced on Aug. 22, 2017 and went into affect on July 1, 2018;
- significant facilities upgrades, including a new \$4.5 million football locker room, a \$1.2 million investment in new videoboard at several competition venues (baseball, softball, volleyball and tennis, as well as Bobby Dodd Stadium's Callaway Plaza) and a refresh of the student-athletes' nutrition center and training table;
- a re-emphasis on Georgia Tech athletics iconic Total Person Program, with investments for additional staff and programming for student-athletes, including the department's first three Jackets Without Borders service trips to Costa Rica (2017) and Puerto Rico (2018 and 2019);
- a comprehensive brand refinement that included defining Georgia Tech athletics' official colors, Tech's first-ever athletics wordmark and a simplification of the iconic interlocking GT logo;
- the creation of Georgia Tech's "Gold Code," which outlines the department's core values, brand differentiators, vision, mission and the Everyday Champions formula — Winning + The Institute + Total Person Program = Everyday Champions;
- the establishment of two new offices within the athletics department — the office of brand and ideation, which works to identify and tell the story of the Yellow Jackets' brand, and the office of innovation, which oversees Georgia Tech's efforts to build on its status as college athletics' leader in innovation, particularly through collaboration and partnerships with the Institute and innovation hubs throughout Atlanta.

In June 2018, Stansbury unveiled the most significant undertaking of his tenure as Georgia Tech's A.D. — Athletics Initiative 2020. AI 2020 aims to raise \$125 million for athletics facilities, endowments and operations by Dec. 31, 2020 with three priorities in mind — recruiting (putting GT in position to attract the special type of student-athlete that can excel both athletically and academically at Tech), building a better student-athlete (equipping them with the tools they need to excel in their sport, while also developing each as a Total Person that succeeds in academics and life) and winning (being true to the great tradition of excellence at Georgia Tech by competing for ACC and national championships).

The crown jewel of AI 2020 is a \$70 million renovation of Georgia Tech's Edge Center. The new Edge Center will serve as a sleek and innovative home base for Georgia Tech athletics' teams and administration, a one-stop shop for key student-athlete services, an anchor for recruiting efforts and a showcase for the Institute's commitment to student-athlete success and fan engagement.

In the first year since the public unveil, Georgia Tech raised more than \$90 million towards AI 2020's \$125 million goal.

A native of Oakville, Ontario, Stansbury was initially drawn to Georgia Tech when he befriended several Tech football student-athletes while on a family vacation in Florida as a youngster. The student-athletes invited Stansbury and his family to attend a practice on their way back through Atlanta. They accepted and, after visiting campus, Stansbury was determined to attend and play football at Tech.

Several years later, he was offered and accepted a football scholarship to attend Tech. He enrolled in 1980 and played linebacker and special teams for the Yellow Jackets under head coach



Mark Rountree
Deputy Director of Athletics



Ayo Taylor-Dixon
*Senior Associate AD
External Operations*



Jack Thompson
*Senior Associate AD
Development*



Joeleen Akin
*Associate AD/Sr. Woman Admin.
Student-Athlete Development*



Shoshanna Engel
*Associate AD
Compliance*



Dr. Angelo Galante
*Associate AD
Sports Medicine/CMO*



Jim Hall
*Associate VP for
Development*



Jeff Keisler
*Associate AD
Annual Giving and Engagement*



Phyllis LaBaw
*Associate AD
Student Services*



Marvin Lewis
*Associate AD
Finance and Administration*

Bill Curry. He went on to be selected in the third round of the Canadian Football League draft by the Saskatchewan Roughriders in 1984 but after a brief CFL career, returned to Atlanta to begin a banking career.

In 1988, he left banking and returned to The Flats to become an academic advisor for Georgia Tech's football program. In 1991, he was promoted to assistant athletics director for academics by legendary A.D. Homer Rice.

After leaving Tech in 1995, Stansbury's career included stops at Houston (associate A.D. - 1997-2000) and Oregon State (executive associate A.D. - 2003-12), as well as three stints as an athletics director at East Tennessee State (2000-03), UCF (2012-15) and Oregon State (2015-16).

Stansbury and his wife, Karen, who were married inside Georgia Tech's Arthur B. Edge Intercollegiate Athletics Center, reside in Atlanta. After they were married in 1995, the couple traveled the world for 18 months before returning to the United States.

DR. ANGEL CABRERA

President

The Georgia Institute of Technology welcomed a new president in September. After serving for almost seven years as president of George Mason University in Fairfax, Virginia, Dr. Angel Cabrera was named June 13, 2019, by the University System of Georgia Board of Regents as Georgia Tech's 12th president. He succeeds Dr. G.P. "Bud" Peterson, who had served since April 1, 2009.

Under President Peterson's leadership, Georgia Tech exceeded the \$1.5 billion goal for Campaign Georgia Tech by 20 percent, grew innovative collaborations and strategic partnerships, expanded the campus infrastructure, and elevated its national and global visibility. In the past decade, total research expenditures and other sponsored activities increased by 78 percent to \$908 million. Enrollment increased by 69 percent.

Cabrera is a Georgia Tech alumnus, the second in the Institute's 134-year history to serve as president. Peterson's predecessor, Dr. G. Wayne Clough (1994 – 2008), earned bachelor's and master's degrees in civil engineering from Georgia Tech.

Cabrera holds an M.S. and Ph.D. in cognitive psychology from Georgia Tech, which he attended as a Fulbright Scholar. He also holds a telecommunications engineering degree from Universidad Politécnica de Madrid (B.S. and M.S. in computer and electrical engineering). For the past decade, he has served as a member of the Georgia Tech Advisory Board, including a stint as its chair.

Cabrera met his wife, Beth, while both were graduate students at Georgia Tech. Dr. Beth Fraser Cabrera was a management professor at Carlos III University in Madrid and Arizona State University, and currently delivers leadership development programs for business executives. Their son Alex, who recently received his undergraduate degree from the Institute, is continuing his studies this fall at Carnegie Mellon University. Daughter Emilia is a rising junior at Harvard University.

Georgia Mason is the largest, fastest growing, and most diverse public university in Virginia. Listed among the top 300 research universities in the world by the Academic Ranking of World Universities, GMU reached the top tier among research universities in the Carnegie Classification and accounted for more than half of all public university enrollment growth in Virginia under Cabrera's leadership.

Before becoming GMU's president, Cabrera served as dean of IE Business School in Madrid and president of Thunderbird School of Global Management (now part of Arizona State University). As a business educator, Cabrera played a key role in advancing professional ethics, internationalization, and corporate social responsibility. As a senior advisor to the United Nations Global Compact, in 2007 he was the lead author of the "Principles for Responsible Management Education," now adopted by more than 700 schools around the world.

Cabrera's research has been published in leading academic journals. He has been quoted by leading global media, including The Economist, BBC, CNN, CNBC, El País, Forbes, the International Herald Tribune, and The New York Times. His op-eds have been published by The Washington Post and the international press, and he has appeared on NPR programs and PBS NewsHour.

He's been named a "Young Global Leader" by the World Economic Forum, a "Star of Europe" by Businessweek, "Henry Crown Fellow" by the Aspen Institute, and "Great Immigrant" by the Carnegie Corporation of New York. He has received honorary degrees from Miami Dade College and Universidad Politécnica de Madrid. He is the first native of Spain to serve as president of an American university.



DR. CHARLES L. ISBELL, JR.

Faculty Athletics Representative

Charles Isbell, executive associate dean and professor in the College of Computing, was named faculty athletics representative (FAR) to the Georgia Tech Athletic Association on June 6, 2017. His three-year term as FAR began July 1, 2017. The FAR serves as the liaison between the Institute and the Athletic Association on issues regarding rules compliance, developments at the National Collegiate Athletic Association (NCAA), and activities related to Atlantic Coast Conference (ACC) membership.

His first institutional service role at Tech was with the Institute Undergraduate Curriculum Committee, where he worked with student-athletes returning to finish their degrees. "Since the very beginning of being here as a faculty member, I've been interested in the way student-athletes interact with the rest of the institution," he said.

For Isbell, understanding the experience of student-athletes is paramount to success in higher education. Athletic achievements can elevate a university's profile to prospective students, and student-athletes' relationship to the university is one that can be used as a model for the broader campus community.

"Anyone interested in higher education and how it has to grow and change has to understand how Division I athletics works at a university," he said. "As higher education changes, we have to think of ourselves more as a community and consider what lets people build connections and keep coming back. It's going to have to happen with all students, faculty, and staff, and athletics can be an example of how to do that well."

While Isbell is a fan and frequent attendee of Georgia Tech athletic events, his support for student-athletes extends beyond the stands.

"I want the student-athletes to know I am here for them, and I intend to talk with them and be a resource for them," he said. "I want them to know that and believe it, and know that I take it very seriously."

Isbell's research passion is artificial intelligence. In particular, he focuses on applying statistical machine learning to building autonomous agents that must live and interact with large numbers of other intelligent agents, some of whom may be human.

Isbell received his B.S. in computer science in 1990 from Georgia Tech and his Ph.D. in computer science from the Massachusetts Institute of Technology in 1998. After four years at AT&T Labs/Research, he returned to Georgia Tech in 2002 to join the faculty of the College of Computing. His research interests are varied, but recently he has been building autonomous agents that engage in lifelong learning when in the presence of thousands of other intelligent agents, including humans.

His work has been featured in the popular media, including *The New York Times* and *The Washington Post*, as well as in technical collections. He also pursues reform in computing education. He was a developer of Threads, Georgia Tech's new structuring principle for computing curricula, and one of the key developers in Georgia Tech's new MOOC-supported Master of Science in Computer Science, the first of its kind in the world. He teaches several courses both to on-campus students and to students around the world in Tech's Online master of science in computer science program.



Doug Allvine
Assistant AD / Innovation



Selinda Biggers
Assistant AD /
Business Operations



Andy Blanton
Assistant AD/Video Operations



Chris Breen
Assistant AD /
Student Services



Anthony Bridges
Assistant AD /
IT Operations




Mike Castle
Assistant AD /
Ticker Operations



Lance Markos
Assistant AD / Compliance



Todd McCarthy
Assistant AD /
Sports Video Operations



Simit Shah
Assistant AD / Branding &
Ideation

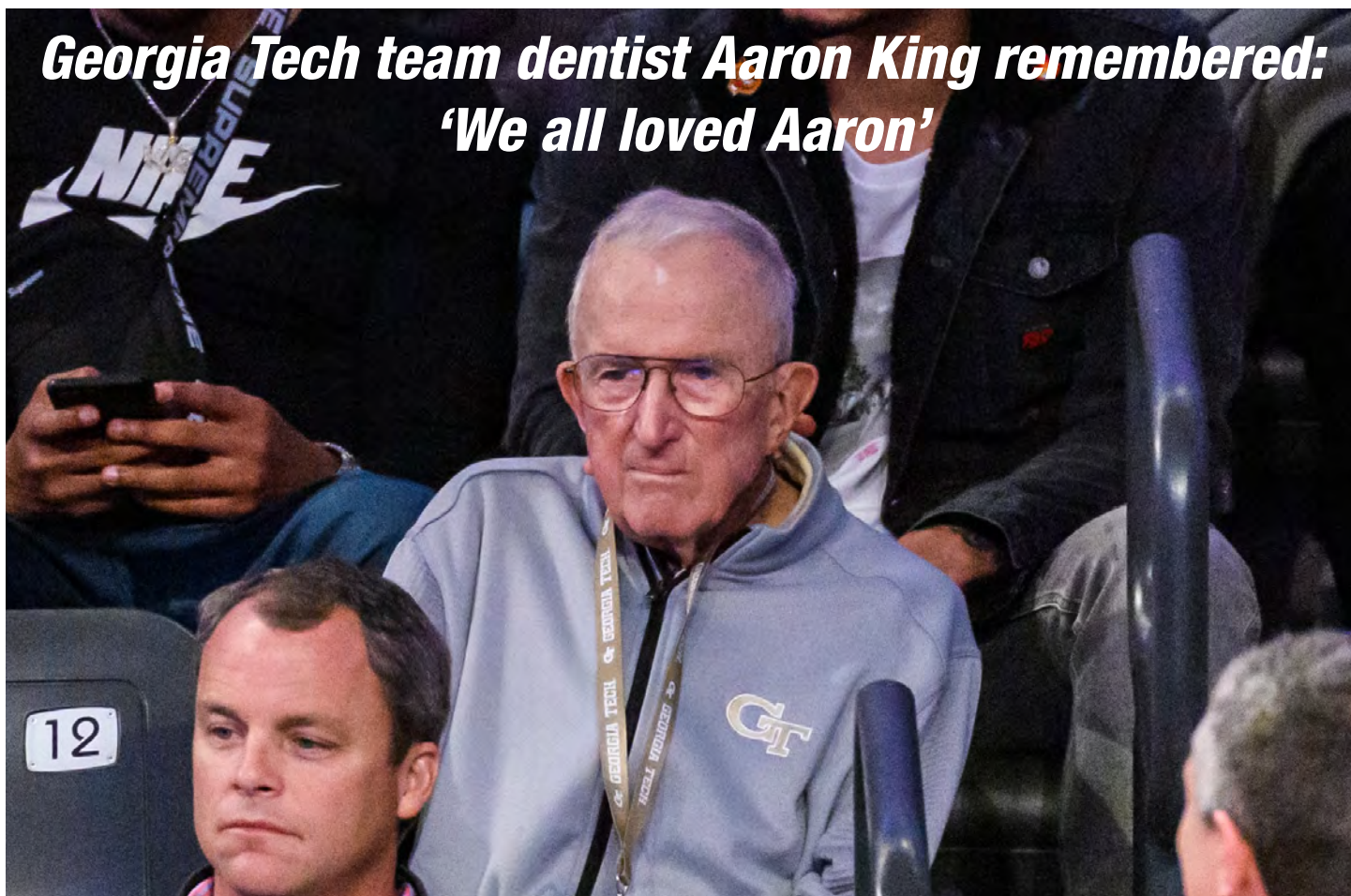


Leah Thomas
Assistant AD / Student-Athlete
Development



John D. Tweedy
Assistant AD /
Facilities, Operations & Events

IN MEMORIAM - DR. AARON KING, 1931-2019

**Georgia Tech team dentist Aaron King remembered:
'We all loved Aaron'**

PLAYERS & STAFF

By Ken Sugiura/Atlanta Journal-Constitution

As the story goes, an Atlanta dentist convinced one of his patients, a Georgia Tech football player named Bobby Tharpe, to wear a mouthguard to protect his teeth.

It was 1960, a time when players wore helmets either without a facemask or with one or two bars. Aaron King's mouthguard caught the interest of Yellow Jackets teammates who were interested in keeping their teeth. So began a relationship with Tech athletes, coaches and staff that grew in depth and fondness for the next 59 years. The bond was made official in 1965 when King was anointed Tech's team dentist, but his loyalty, consistent presence and good humor established a connection far more profound. King's death last weekend at the age of 88 triggered an outpouring of sadness but also warm feelings and memories.

"We all loved Aaron like he was a member of our family," Tech legend Bill Curry said. "I mean all of us." King was born in 1931 in Atlanta, an only child. He graduated from Bass High (since closed) in Little Five Points, served in the U.S. Army and graduated from Emory and Emory's dental school. A third-generation dentist, he began practicing in 1957, when he would have been either 25 or 26.

Without siblings or a spouse — King never married — his association with Tech's athletic department became a focal point in his life. He fitted every football and men's basketball player for custom mouthguards, a voluntary service he continued through the incoming freshman class on this year's football team. But more than that, his cheering presence was a reassurance to those near and far. Jackets great Lucius Sanford said that before his return to Tech to work in the athletic department, "When I watched (games on) television and I saw him on the sideline, I felt like I was a part of it." In a 2004 interview with the AJC, King explained why he had drawn so close to Tech athletes.

"You can't be younger, but you can think younger," he said. "And you can think younger by being with younger people."

Before mouthguards became mandatory, King was an advocate for them, touting not only the dental benefits, but also their effectiveness in helping prevent concussions. Former Tech quarterback Rick Strom, who shared a close friendship with King long after his playing days in the mid-'80s were over, heard from King directly his belief in the value of mouthguards. If there was a player who had gotten knocked in the mouth, Strom said, "he'd say, 'Yeah, well, if he wore his mouthpiece, he'd be doing a lot better.'" Curry didn't wear one at Tech, but when he began suffering concussions and headaches in the NFL, King told him that his problems would stop if he started wearing a mouthguard. Curry did as told, and the issues went away, he said. "I don't know if he's the first person in America to start making mouthpieces and to suggest we all wear them, but he's the first one we heard of, certainly," Curry said.

King continued to work through last week, his clientele including a number of Tech coaches and staff.

"Last time I saw him, it was out on the (practice) field," Sanford said. "I said, 'Doc, I think I owe you a visit.' 'Lucius, you owe me two visits.'"

His role as dentist aside, King was a friend, dependable in his support in an environment where competition and judgment are ongoing. Since 1967 in football and 1973 in men's basketball, he attended virtually every home and road game until recent years. He also was a frequent visitor to both teams' practices.

"He was always upbeat. He was always in your corner," Strom said.

"He always had a smile on his face, no matter what," former Tech running back Synjyn Days said.

In a tweet, Tech great Mark Price called him "one of my dearest & closest friends" and a mentor who "helped me grow into a man."

Former men's basketball coach Brian Gregory said that he learned more about Tech's basketball history from King than anyone else.

"I think maybe his greatest trait as kind of a member of the support staff was he always saw the best in every player," Gregory said. "As a coach, if you're down on someone, if you were around him, you weren't going to be down on that guy very long because he was going to figure out a way to tell you something good about that guy."

When Sanford arrived on campus in 1975, the football team had only recently been integrated.

"Particularly when you look at my era, looking back, and transitioning in, you were looking for acceptance," said Sanford, who is African American. "And he was consistent every day. Every day."

Tech made King an honorary letterwinner in 1990 and inducted him into its sports hall of fame in 2004.

"I just hope that I've been able to help our student-athletes, that I've been able to set a good example and that they've been able to benefit from having me around," King said in a Tech publication before his 1990 honor.

Tech was not King's sole source of community. He was close with partners at his dentistry. He also was a licensed pilot and a committed air-racing official and photographer, traveling annually for races in Reno, Nev., and Oshkosh, Wis. Strom said that King had an award in his Collier Hills home from an air-racing association acknowledging his 60 years of service.

"He lived a very full and interesting, interesting life," Strom said.

He leaves behind hearts and thousands of rows of intact teeth better for his presence.

"Unsung hero," Curry said. "He will never get the credit he deserves."

2018-19 REVIEW

| | |
|--|-----------|
| Overall, ACC Statistics | 42 |
| Home/Away/Neutral Breakdown | 43 |
| Points/Rebounds/Assists, Starting Lineups | 44 |
| Game-by-Game Team Totals | 45 |
| Game Recaps, Box Scores | 46 |
| Team and Individual Superlatives | 56 |

2018-19 STATISTICS

All Games (14-18 / 11-7 home, 3-9 away, 0-2 neutral)

| Player | GP-GS | Min-Avg | FG- FGA | Pct | 3FG- FGA | Pct | FT- FTA | Pct | Off- Def | Tot | Avg | PF-dq | A | TO | Blk | Stl | Pts | Avg |
|--------------------|-------|-----------|-----------|------|----------|------|----------|------|----------|------|------|--------|-----|-----|-----|-----|------|------|
| Alvarado, Jose | 31-30 | 1062-34.3 | 132- 337 | .392 | 44- 154 | .286 | 78- 105 | .743 | 21- 99 | 120 | 3.9 | 79-2 | 105 | 64 | 3 | 56 | 386 | 12.5 |
| Banks III, James | 31-26 | 940-30.3 | 128- 227 | .564 | 0- 0 | .000 | 70- 103 | .680 | 82- 158 | 240 | 7.7 | 91-5 | 44 | 71 | 78 | 17 | 326 | 10.5 |
| Devoe, Michael | 32-23 | 1033-32.3 | 101- 252 | .401 | 42- 107 | .393 | 66- 93 | .710 | 13- 93 | 106 | 3.3 | 57-2 | 81 | 72 | 16 | 44 | 310 | 9.7 |
| Alston, Brandon | 26-5 | 458-17.6 | 60- 130 | .462 | 21- 54 | .389 | 41- 49 | .837 | 6- 38 | 44 | 1.7 | 41-0 | 27 | 36 | 2 | 7 | 182 | 7.0 |
| Wright, Moses | 30-21 | 556-18.5 | 87- 185 | .470 | 5- 24 | .208 | 22- 45 | .489 | 23- 89 | 112 | 3.7 | 37-0 | 23 | 34 | 19 | 13 | 201 | 6.7 |
| Gueye, Abdoulaye | 30-13 | 519-17.3 | 84- 162 | .519 | 2- 9 | .222 | 28- 47 | .596 | 36- 75 | 111 | 3.7 | 66-2 | 25 | 40 | 28 | 18 | 198 | 6.6 |
| Haywood II, Curtis | 29-19 | 629-21.7 | 56- 157 | .357 | 32- 116 | .276 | 19- 25 | .760 | 7- 71 | 78 | 2.7 | 41-1 | 59 | 40 | 3 | 34 | 163 | 5.6 |
| Moore, Khalid | 31-10 | 509-16.4 | 40- 83 | .482 | 7- 22 | .318 | 42- 64 | .656 | 5- 40 | 45 | 1.5 | 54-1 | 36 | 22 | 2 | 11 | 129 | 4.2 |
| Cole, Evan | 18-3 | 221-12.3 | 26- 60 | .433 | 4- 20 | .200 | 18- 26 | .692 | 10- 35 | 45 | 2.5 | 28-0 | 10 | 21 | 7 | 9 | 74 | 4.1 |
| Sjolund, Kristian | 21-4 | 198-9.4 | 20- 56 | .357 | 15- 45 | .333 | 8- 10 | .800 | 2- 20 | 22 | 1.0 | 25-0 | 4 | 14 | 2 | 4 | 63 | 3.0 |
| Phillips, Shembari | 20-6 | 222-11.1 | 15- 46 | .326 | 4- 22 | .182 | 7- 9 | .778 | 0- 21 | 21 | 1.1 | 25-0 | 15 | 16 | 3 | 6 | 41 | 2.1 |
| Ogbonda, Sylvester | 10-0 | 67-6.7 | 6- 18 | .333 | 0- 0 | .000 | 6- 10 | .600 | 7- 10 | 17 | 1.7 | 13-1 | 4 | 6 | 3 | 2 | 18 | 1.8 |
| Medlock, Shaheed | 3-0 | 2-0.7 | 0- 0 | .000 | 0- 0 | .000 | 0- 0 | .000 | 0- 0 | 0 | 0.0 | 1-0 | 0 | 0 | 0 | 0 | 0 | 0.0 |
| Schafer, Avi | 2-0 | 4-2.0 | 0- 0 | .000 | 0- 0 | .000 | 0- 0 | .000 | 2- 0 | 2 | 1.0 | 1-0 | 0 | 0 | 0 | 0 | 0 | 0.0 |
| Rice, Malachi | 2-0 | 2-1.0 | 0- 1 | .000 | 0- 0 | .000 | 0- 0 | .000 | 0- 0 | 0 | 0.0 | 1-0 | 0 | 0 | 0 | 0 | 0 | 0.0 |
| Jester, Evan | 2-0 | 3-1.5 | 0- 0 | .000 | 0- 0 | .000 | 0- 2 | .000 | 0- 1 | 1 | 0.5 | 0-0 | 0 | 1 | 0 | 0 | 0 | 0.0 |
| Team..... | | | | | | | | | 48- 59 | 107 | 3.5 | | | 22 | | | | |
| Total..... | 32 | | 755- 1714 | .440 | 176- 573 | .307 | 405- 588 | .689 | 262- 809 | 1071 | 33.5 | 560-14 | 433 | 459 | 166 | 221 | 2091 | 65.3 |
| Opponents..... | 32 | | 740- 1847 | .401 | 207- 697 | .297 | 443- 643 | .689 | 375- 777 | 1152 | 36.0 | 555-8 | 452 | 409 | 108 | 225 | 2130 | 66.6 |

ACC Games Only (6-12 / 4-5 home, 2-7 away)

| Player | GP-GS | Min-Avg | FG- FGA | Pct | 3FG- FGA | Pct | FT- FTA | Pct | Off- Def | Tot | Avg | PF-dq | A | TO | Blk | Stl | Pts | Avg |
|--------------------|-------|----------|-----------|------|----------|------|----------|-------|----------|-----|------|-------|-----|-----|-----|-----|------|------|
| Alvarado, Jose | 17-17 | 616-36.2 | 68- 181 | .376 | 26- 81 | .321 | 50- 65 | .769 | 14- 53 | 67 | 3.9 | 43-1 | 61 | 33 | 1 | 31 | 212 | 12.5 |
| Banks III, James | 18-18 | 590-32.8 | 82- 149 | .550 | 0- 0 | .000 | 42- 59 | .712 | 34- 93 | 127 | 7.1 | 55-3 | 24 | 42 | 46 | 12 | 206 | 11.4 |
| Devoe, Michael | 18-18 | 637-35.4 | 61- 158 | .386 | 32- 73 | .438 | 34- 53 | .642 | 10- 56 | 66 | 3.7 | 28-1 | 50 | 45 | 7 | 21 | 188 | 10.4 |
| Gueye, Abdoulaye | 16-7 | 335-20.9 | 56- 108 | .519 | 2- 8 | .250 | 16- 30 | .533 | 23- 39 | 62 | 3.9 | 42-1 | 12 | 25 | 14 | 10 | 130 | 8.1 |
| Wright, Moses | 16-9 | 280-17.5 | 42- 89 | .472 | 3- 12 | .250 | 10- 19 | .526 | 13- 44 | 57 | 3.6 | 19-0 | 9 | 21 | 10 | 5 | 97 | 6.1 |
| Sjolund, Kristian | 12-4 | 148-12.3 | 17- 43 | .395 | 12- 33 | .364 | 6- 8 | .750 | 2- 15 | 17 | 1.4 | 14-0 | 2 | 10 | 2 | 4 | 52 | 4.3 |
| Alston, Brandon | 12-1 | 150-12.5 | 17- 39 | .436 | 4- 16 | .250 | 12- 12 | 1.000 | 1- 12 | 13 | 1.1 | 14-0 | 6 | 12 | 0 | 0 | 50 | 4.2 |
| Haywood II, Curtis | 16-10 | 356-22.3 | 21- 76 | .276 | 11- 57 | .193 | 6- 8 | .750 | 4- 45 | 49 | 3.1 | 21-0 | 32 | 26 | 3 | 21 | 59 | 3.7 |
| Moore, Khalid | 18-5 | 284-15.8 | 17- 34 | .500 | 2- 9 | .222 | 21- 38 | .553 | 1- 22 | 23 | 1.3 | 30-0 | 19 | 12 | 0 | 5 | 57 | 3.2 |
| Cole, Evan | 12-1 | 150-12.5 | 14- 37 | .378 | 2- 12 | .167 | 8- 14 | .571 | 9- 22 | 31 | 2.6 | 21-0 | 6 | 19 | 6 | 5 | 38 | 3.2 |
| Ogbonda, Sylvester | 4-0 | 18-4.5 | 1- 5 | .200 | 0- 0 | .000 | 0- 0 | .000 | 1- 1 | 2 | 0.5 | 1-0 | 0 | 1 | 2 | 1 | 2 | 0.5 |
| Phillips, Shembari | 9-0 | 61-6.8 | 1- 12 | .083 | 0- 6 | .000 | 0- 0 | .000 | 0- 5 | 5 | 0.6 | 5-0 | 3 | 2 | 2 | 2 | 2 | 0.2 |
| Medlock, Shaheed | 1-0 | 0-0.0 | 0- 0 | .000 | 0- 0 | .000 | 0- 0 | .000 | 0- 0 | 0 | 0.0 | 0-0 | 0 | 0 | 0 | 0 | 0 | 0.0 |
| Team..... | | | | | | | | | 28- 36 | 64 | 3.8 | | | 15 | | | | |
| Total..... | 18 | | 397- 931 | .426 | 94- 307 | .306 | 205- 306 | .670 | 140- 443 | 583 | 32.4 | 293-6 | 224 | 263 | 93 | 117 | 1093 | 60.7 |
| Opponents..... | 18 | | 438- 1071 | .409 | 131- 434 | .302 | 241- 332 | .726 | 227- 447 | 674 | 37.4 | 296-4 | 276 | 203 | 69 | 126 | 1248 | 69.3 |

Team Statistics.....GT.....Opp

| | | |
|-----------------------------|---------------|----------|
| SCORING..... | 2091..... | 2130 |
| Points per game..... | 65.3..... | 66.6 |
| Scoring margin..... | -1.2..... | - |
| FIELD GOALS-ATT..... | 755-1714..... | 740-1847 |
| Field goal pct..... | .440..... | .401 |
| 3 POINT FG-ATT..... | 176-573..... | 207-697 |
| 3-point FG pct..... | .307..... | .297 |
| 3-pt FG made per game..... | 5.5..... | 6.5 |
| FREE THROWS-ATT..... | 405-588..... | 443-643 |
| Free throw pct..... | .689..... | .689 |
| F-Throws made per game..... | 12.7..... | 13.8 |
| REBOUNDS..... | 1071..... | 1152 |
| Rebounds per game..... | 33.5..... | 36.0 |
| Rebounding margin..... | -2.5..... | - |
| ASSISTS..... | 433..... | 452 |
| Assists per game..... | 13.5..... | 14.1 |
| TURNOVERS..... | 459..... | 409 |
| Turnovers per game..... | 14.3..... | 12.8 |
| Turnover margin..... | -1.6..... | - |
| Assist/turnover ratio..... | 0.9..... | 1.1 |
| STEALS..... | 221..... | 225 |
| Steals per game..... | 6.9..... | 7.0 |
| BLOCKS..... | 166..... | 108 |
| Blocks per game..... | 5.2..... | 3.4 |
| ATTENDANCE..... | 107003..... | 142582 |
| Home games-Avg/Game..... | 18-5945..... | 12-11403 |
| Neutral site-Avg/Game..... | -..... | 2-2874 |

| SCORE BY PERIODS: | 1st | 2nd | OT | Total |
|-------------------|-----|------|----|-------|
| Georgia Tech | 960 | 1120 | 11 | 2091 |
| Opponents | 978 | 1144 | 8 | 2130 |

Georgia Tech's Largest ...

LEAD

Overall: 38 (76-38 at 5:04-2H vs. Florida A&M, 12/17)
ACC: 23 (64-41 at 3:50-2H at Pittsburgh, 1/13)

DEFICIT

Overall: 35 (71-36 at 9:35-2H vs. Virginia Tech, 2/17)
ACC: 35 (71-36 at 9:35-2H vs. Virginia Tech, 2/17)

MARGIN OF VICTORY

Overall: 24 (79-54 vs. Florida A&M, 12/17)
ACC: 15 (69-54 at Pittsburgh, 1/13)

MARGIN OF DEFEAT

Overall: 23 (77-54 at Louisville, 2/8)
ACC: 23 (77-54 at Louisville, 2/8)

HALFTIME LEAD

Overall: 13 (35-22 vs. Florida A&M, 12/17)
ACC: 11 (40-29 at Pittsburgh, 1/13)

HALFTIME DEFICIT

Overall: 18 (34-16 at Louisville, 2/8)
ACC: 18 (34-16 at Louisville, 2/8)

HOME CROWD

Overall: 8,600 (Virginia, Clemson, Syracuse, Duke, Virginia Tech)
ACC: 8,600 (Virginia, Clemson, Syracuse, Duke, Virginia Tech)

ROAD CROWD

Overall: 20,334 (at North Carolina, 1/20)
ACC: 20,334 (at North Carolina, 1/20)

NEUTRAL CROWD

Overall: 10,612 (vs. Boston College, ACC Tournament, 3/6)

Vs. ACC.....GT.....Opp

| | | |
|-----------------------------|--------------|----------|
| SCORING..... | 1093..... | 1248 |
| Points per game..... | 60.7..... | 69.3 |
| Scoring margin..... | -8.6..... | - |
| FIELD GOALS-ATT..... | 397-931..... | 438-1071 |
| Field goal pct..... | .426..... | .409 |
| 3 POINT FG-ATT..... | 94-307..... | 131-434 |
| 3-point FG pct..... | .306..... | .302 |
| 3-pt FG made per game..... | 5.2..... | 7.3 |
| FREE THROWS-ATT..... | 205-306..... | 241-332 |
| Free throw pct..... | .670..... | .726 |
| F-Throws made per game..... | 11.4..... | 13.4 |
| REBOUNDS..... | 583..... | 674 |
| Rebounds per game..... | 32.4..... | 37.4 |
| Rebounding margin..... | -5.1..... | - |
| ASSISTS..... | 224..... | 276 |
| Assists per game..... | 12.4..... | 15.3 |
| TURNOVERS..... | 263..... | 203 |
| Turnovers per game..... | 14.6..... | 11.3 |
| Turnover margin..... | -3.3..... | - |
| Assist/turnover ratio..... | 0.9..... | 1.4 |
| STEALS..... | 117..... | 126 |
| Steals per game..... | 6.5..... | 7.0 |
| BLOCKS..... | 93..... | 69 |
| Blocks per game..... | 5.2..... | 3.8 |
| ATTENDANCE..... | 61104..... | 99868 |
| Home games-Avg/Game..... | 9-6789..... | 9-11096 |

| SCORE BY PERIODS: | 1st | 2nd | OT | Total |
|-------------------|-----|-----|----|-------|
| Georgia Tech | 487 | 595 | 11 | 1093 |
| Opponents | 573 | 667 | 8 | 1248 |

2018-19 STATISTICAL BREAKDOWN

Games at McCamish Pavilion (11-7 record)

| Player | GP-GS | Min-Avg | FG- FGA | Pct | 3FG- FGA | Pct | FT- FTA | Pct | Off- Def | Tot | Avg | PF-dq | A | TO | Blk | Stl | Pts | Avg |
|--------------------|-------|----------|-----------|------|----------|------|----------|------|----------|-----|------|-------|-----|-----|-----|-----|------|------|
| Alvarado, Jose | 17-16 | 557-32.8 | 76- 181 | .420 | 27- 87 | .310 | 47- 62 | .758 | 14- 53 | 67 | 3.9 | 35-0 | 67 | 36 | 2 | 38 | 226 | 13.3 |
| Banks III, James | 17-14 | 520-30.6 | 68- 131 | .519 | 0- 0 | .000 | 38- 59 | .644 | 43- 87 | 130 | 7.6 | 47-2 | 26 | 38 | 44 | 9 | 174 | 10.2 |
| Devoe, Michael | 18-12 | 553-30.7 | 59- 131 | .450 | 22- 55 | .400 | 35- 51 | .686 | 7- 54 | 61 | 3.4 | 32-1 | 49 | 34 | 8 | 24 | 175 | 9.7 |
| Alston, Brandon | 14-3 | 292-20.9 | 43- 86 | .500 | 15- 38 | .395 | 27- 33 | .818 | 2- 24 | 26 | 1.9 | 21-0 | 17 | 18 | 1 | 3 | 128 | 9.1 |
| Gueye, Abdoulaye | 17-7 | 317-18.6 | 47- 95 | .495 | 2- 9 | .222 | 20- 33 | .606 | 21- 49 | 70 | 4.1 | 42-1 | 16 | 22 | 25 | 13 | 116 | 6.8 |
| Haywood II, Curtis | 17-10 | 378-22.2 | 37- 95 | .389 | 22- 70 | .314 | 15- 20 | .750 | 5- 45 | 50 | 2.9 | 19-0 | 41 | 18 | 2 | 22 | 111 | 6.5 |
| Wright, Moses | 18-14 | 290-16.1 | 40- 94 | .426 | 1- 12 | .083 | 10- 23 | .435 | 12- 53 | 65 | 3.6 | 22-0 | 15 | 22 | 11 | 3 | 91 | 5.1 |
| Cole, Evan | 11-1 | 129-11.7 | 19- 37 | .514 | 3- 15 | .200 | 10- 14 | .714 | 1- 22 | 23 | 2.1 | 18-0 | 6 | 14 | 4 | 6 | 51 | 4.6 |
| Moore, Khalid | 17-7 | 275-16.2 | 23- 42 | .548 | 4- 10 | .400 | 24- 36 | .667 | 3- 25 | 28 | 1.6 | 27-0 | 19 | 20 | 2 | 7 | 74 | 4.4 |
| Phillips, Shembari | 13-4 | 147-11.3 | 13- 33 | .394 | 4- 17 | .235 | 7- 8 | .875 | 0- 12 | 12 | 0.9 | 16-0 | 12 | 14 | 1 | 6 | 37 | 2.8 |
| Sjolund, Kristian | 12-2 | 107-8.9 | 6- 26 | .231 | 6- 24 | .250 | 8- 10 | .800 | 0- 12 | 12 | 1.0 | 14-0 | 2 | 10 | 1 | 0 | 26 | 2.2 |
| Ogbonda, Sylvester | 7-0 | 49-7.0 | 5- 15 | .333 | 0- 0 | .000 | 4- 8 | .500 | 5- 8 | 13 | 1.9 | 10-1 | 4 | 5 | 1 | 1 | 14 | 2.0 |
| Rice, Malachi | 2-0 | 2-1.0 | 0- 1 | .000 | 0- 0 | .000 | 0- 0 | .000 | 0- 0 | 0 | 0.0 | 1-0 | 0 | 0 | 0 | 0 | 0 | 0.0 |
| Jester, Evan | 2-0 | 3-1.5 | 0- 0 | .000 | 0- 0 | .000 | 0- 2 | .000 | 0- 1 | 1 | 0.5 | 0-0 | 0 | 1 | 0 | 0 | 0 | 0.0 |
| Schaefer, Avi | 2-0 | 4-2.0 | 0- 0 | .000 | 0- 0 | .000 | 0- 0 | .000 | 2- 0 | 2 | 1.0 | 1-0 | 0 | 0 | 0 | 0 | 0 | 0.0 |
| Medlock, Shaheed | 2-0 | 2-1.0 | 0- 0 | .000 | 0- 0 | .000 | 0- 0 | .000 | 0- 0 | 0 | 0.0 | 1-0 | 0 | 0 | 0 | 0 | 0 | 0.0 |
| Team..... | | | | | | | | | 15- 33 | 48 | 2.8 | | | 3 | | | | |
| Total..... | 18 | | 436- 967 | .451 | 106- 337 | .315 | 245- 359 | .682 | 130- 478 | 608 | 33.8 | 306-5 | 274 | 255 | 102 | 132 | 1223 | 67.9 |
| Opponents..... | 18 | | 415- 1055 | .393 | 108- 380 | .284 | 217- 343 | .633 | 207- 447 | 654 | 36.3 | 325-5 | 253 | 253 | 52 | 128 | 1155 | 64.2 |

Road Games (3-9 record)

| Player | GP-GS | Min-Avg | FG- FGA | Pct | 3FG- FGA | Pct | FT- FTA | Pct | Off- Def | Tot | Avg | PF-dq | A | TO | Blk | Stl | Pts | Avg |
|--------------------|-------|----------|----------|------|----------|------|----------|-------|----------|-----|------|-------|-----|-----|-----|-----|-----|------|
| Alvarado, Jose | 12-12 | 428-35.7 | 50- 133 | .376 | 16- 55 | .291 | 24- 33 | .727 | 7- 40 | 47 | 3.9 | 36-2 | 29 | 25 | 1 | 16 | 140 | 11.7 |
| Banks III, James | 12-10 | 351-29.3 | 49- 82 | .598 | 0- 0 | .000 | 28- 37 | .757 | 30- 57 | 87 | 7.3 | 40-3 | 13 | 27 | 30 | 8 | 126 | 10.5 |
| Devoe, Michael | 12-10 | 414-34.5 | 36- 107 | .336 | 17- 44 | .386 | 31- 42 | .738 | 6- 35 | 41 | 3.4 | 18-0 | 30 | 36 | 7 | 18 | 120 | 10.0 |
| Wright, Moses | 10-5 | 206-20.6 | 30- 65 | .462 | 4- 10 | .400 | 9- 18 | .500 | 8- 29 | 37 | 3.7 | 12-0 | 5 | 10 | 6 | 8 | 73 | 7.3 |
| Gueye, Abdoulaye | 11-6 | 188-17.1 | 35- 63 | .556 | 0- 0 | .000 | 8- 14 | .571 | 14- 23 | 37 | 3.4 | 22-1 | 8 | 17 | 2 | 5 | 78 | 7.1 |
| Haywood II, Curtis | 11-8 | 230-20.9 | 17- 55 | .309 | 10- 42 | .238 | 3- 4 | .750 | 2- 25 | 27 | 2.5 | 19-1 | 17 | 21 | 1 | 12 | 47 | 4.3 |
| Alston, Brandon | 10-1 | 135-13.5 | 13- 35 | .371 | 3- 12 | .250 | 11- 13 | .846 | 2- 10 | 12 | 1.2 | 15-0 | 7 | 14 | 0 | 3 | 40 | 4.0 |
| Sjolund, Kristian | 8-2 | 84-10.5 | 12- 26 | .462 | 7- 17 | .412 | 0- 0 | .000 | 2- 8 | 10 | 1.3 | 10-0 | 2 | 4 | 1 | 4 | 31 | 3.9 |
| Cole, Evan | 7-2 | 92-13.1 | 7- 23 | .304 | 1- 5 | .200 | 8- 12 | .667 | 9- 13 | 22 | 3.1 | 10-0 | 4 | 7 | 3 | 3 | 23 | 3.3 |
| Moore, Khalid | 12-2 | 187-15.6 | 12- 30 | .400 | 1- 6 | .167 | 13- 22 | .591 | 2- 12 | 14 | 1.2 | 18-0 | 13 | 2 | 0 | 3 | 38 | 3.2 |
| Ogbonda, Sylvester | 3-0 | 18-6.0 | 1- 3 | .333 | 0- 0 | .000 | 2- 2 | 1.000 | 2- 2 | 4 | 1.3 | 3-0 | 0 | 1 | 2 | 1 | 4 | 1.3 |
| Phillips, Shembari | 6-2 | 67-11.2 | 2- 12 | .167 | 0- 4 | .000 | 0- 1 | .000 | 0- 5 | 5 | 0.8 | 9-0 | 3 | 1 | 1 | 0 | 4 | 0.7 |
| Medlock, Shaheed | 1-0 | 0-0.0 | 0- 0 | .000 | 0- 0 | .000 | 0- 0 | .000 | 0- 0 | 0 | 0.0 | 0-0 | 0 | 0 | 0 | 0 | 0 | 0.0 |
| Team..... | | | | | | | | | 32- 25 | 57 | 4.8 | | | 17 | | | | |
| Total..... | 12 | | 264- 634 | .416 | 59- 195 | .303 | 137- 198 | .692 | 116- 284 | 400 | 33.3 | 212-7 | 131 | 182 | 54 | 81 | 724 | 60.3 |
| Opponents..... | 12 | | 276- 677 | .408 | 86- 284 | .303 | 183- 242 | .756 | 145- 286 | 431 | 35.9 | 198-2 | 175 | 144 | 51 | 88 | 821 | 68.4 |

Neutral Site Games (0-2 record)

| Player | GP-GS | Min-Avg | FG- FGA | Pct | 3FG- FGA | Pct | FT- FTA | Pct | Off- Def | Tot | Avg | PF-dq | A | TO | Blk | Stl | Pts | Avg |
|--------------------|-------|---------|---------|------|----------|------|---------|-------|----------|-----|------|-------|----|----|-----|-----|-----|------|
| Wright, Moses | 2-2 | 60-30.0 | 17- 26 | .654 | 0- 2 | .000 | 3- 4 | .750 | 3- 7 | 10 | 5.0 | 3-0 | 3 | 2 | 2 | 2 | 37 | 18.5 |
| Banks III, James | 2-2 | 69-34.5 | 11- 14 | .786 | 0- 0 | .000 | 4- 7 | .571 | 9- 14 | 23 | 11.5 | 4-0 | 5 | 6 | 4 | 0 | 26 | 13.0 |
| Alvarado, Jose | 2-2 | 77-38.5 | 6- 23 | .261 | 1- 12 | .083 | 7- 10 | .700 | 0- 6 | 6 | 3.0 | 8-0 | 9 | 3 | 0 | 2 | 20 | 10.0 |
| Moore, Khalid | 2-1 | 47-23.5 | 5- 11 | .455 | 2- 6 | .333 | 5- 6 | .833 | 0- 3 | 3 | 1.5 | 9-1 | 4 | 0 | 0 | 1 | 17 | 8.5 |
| Devoe, Michael | 2-1 | 66-33.0 | 6- 14 | .429 | 3- 8 | .375 | 0- 0 | .000 | 0- 4 | 4 | 2.0 | 7-1 | 2 | 2 | 1 | 2 | 15 | 7.5 |
| Alston, Brandon | 2-1 | 31-15.5 | 4- 9 | .444 | 3- 4 | .750 | 3- 3 | 1.000 | 2- 4 | 6 | 3.0 | 5-0 | 3 | 4 | 1 | 1 | 14 | 7.0 |
| Sjolund, Kristian | 1-0 | 7-7.0 | 2- 4 | .500 | 2- 4 | .500 | 0- 0 | .000 | 0- 0 | 0 | 0.0 | 1-0 | 0 | 0 | 0 | 0 | 6 | 6.0 |
| Haywood II, Curtis | 1-1 | 21-21.0 | 2- 7 | .286 | 0- 4 | .000 | 1- 1 | 1.000 | 0- 1 | 1 | 1.0 | 3-0 | 1 | 1 | 0 | 0 | 5 | 5.0 |
| Gueye, Abdoulaye | 2-0 | 14-7.0 | 2- 4 | .500 | 0- 0 | .000 | 0- 0 | .000 | 1- 3 | 4 | 2.0 | 2-0 | 1 | 1 | 1 | 0 | 4 | 2.0 |
| Phillips, Shembari | 1-0 | 8-8.0 | 0- 1 | .000 | 0- 1 | .000 | 0- 0 | .000 | 0- 4 | 4 | 4.0 | 0-0 | 0 | 1 | 1 | 0 | 0 | 0.0 |
| Team..... | | | | | | | | | 1- 1 | 2 | 1.0 | | | 2 | | | | |
| Total..... | 2 | | 55- 113 | .487 | 11- 41 | .268 | 23- 31 | .742 | 16- 47 | 63 | 31.5 | 42-2 | 28 | 22 | 10 | 8 | 144 | 72.0 |
| Opponents..... | 2 | | 49- 115 | .426 | 13- 33 | .394 | 43- 58 | .741 | 23- 44 | 67 | 33.5 | 32-1 | 24 | 12 | 5 | 9 | 154 | 77.0 |

2018-19 RESULTS/INDIVIDUAL PTS-REB-AST

| Date | Opponent | W/L | Score | Att. | Devoe | Banks | Phillips | Cole | Alston | Wright | Alvarado | Moore | Haywood | Ogbonda | Gueye | Sjolund |
|------|---------------------|-----|-------|--------|--------|---------|----------|--------|--------|--------|----------|--------|---------|---------|--------|---------|
| N9 | LAMAR | W | 88-69 | 4,691 | 9-1-2 | DNP | 10-4-4 | 5-2-1 | 17-0-2 | 8-4-1 | 14-3-5 | 0-1-1 | 13-0-4 | 7-9-4 | 5-7-1 | 0-0-1 |
| N13 | at Tennessee | L | 53-66 | 16,219 | 0-2-0 | 5-7-0 | 2-1-1 | 0-3-0 | 16-4-1 | 7-3-1 | 8-1-1 | 4-1-1 | 2-3-0 | 2-2-0 | 7-4-0 | 0-0-0 |
| N16 | EAST CAROLINA | W | 79-54 | 4,922 | 13-1-0 | 5-6-1 | 5-0-2 | DNP | 9-3-1 | 6-6-0 | 9-4-6 | 4-1-1 | 18-3-0 | 2-3-0 | 6-4-1 | 2-3-0 |
| N21 | UTRGV | W | 72-44 | 4,175 | 14-2-5 | 2-8-1 | 6-0-0 | DNP | 9-2-0 | 11-4-1 | 12-3-3 | 0-4-0 | 7-7-6 | 3-1-0 | 8-4-0 | 0-1-0 |
| N23 | PRAIRIE VIEW | W | 65-54 | 4,306 | 6-4-3 | 5-9-0 | 5-1-0 | DNP | 14-2-0 | 4-2-0 | 15-3-6 | DNP | 10-4-3 | DNP | 6-5-2 | DNP |
| N28 | at Northwestern* | L | 61-67 | 6,378 | 7-4-2 | 12-12-0 | 0-2-1 | DNP | 6-2-2 | 1-1-0 | 24-3-0 | 2-3-3 | 3-0-0 | DNP | 6-3-0 | DNP |
| D1 | vs St. John's+ | L | 73-76 | 5,749 | 5-2-1 | 14-12-1 | 0-4-0 | DNP | 14-4-2 | 12-3-0 | 17-3-4 | 6-1-2 | 5-1-1 | DNP | 0-3-1 | DNP |
| D9 | FLORIDA A&M | W | 73-40 | 4,951 | 8-2-3 | 6-4-5 | 5-4-0 | 4-0-0 | 15-3-1 | 5-4-0 | 4-2-1 | 14-3-0 | 7-3-2 | 2-0-0 | 0-1-1 | 3-1-0 |
| D17 | GARDNER-WEBB | L | 69-79 | 4,268 | 2-6-4 | 22-12-0 | 0-0-0 | 0-1-0 | 4-3-5 | 4-5-1 | 19-3-1 | 6-1-1 | 12-1-1 | DNP | 0-0-0 | DNP |
| D19 | at Arkansas | W | 69-65 | 14,368 | 11-3-2 | 14-14-3 | DNP | DNP | 2-0-1 | 4-4-1 | 20-9-1 | 10-3-3 | 6-2-3 | DNP | 2-2-0 | DNP |
| D22 | GEORGIA | L | 59-70 | 8,600 | 14-5-0 | 11-8-1 | DNP | DNP | 6-1-0 | 7-4-1 | 11-8-5 | 2-1-1 | 6-0-1 | DNP | 2-2-0 | 0-0-0 |
| D28 | KENNESAW STATE | W | 87-57 | 5,589 | 9-3-6 | 8-5-1 | 3-0-3 | 11-3-1 | 10-1-4 | 10-6-5 | 10-3-2 | 5-1-1 | 5-1-2 | 0-0-0 | 16-8-3 | 0-0-1 |
| J2 | USC UPSTATE | W | 79-63 | 4,397 | 14-3-2 | 4-5-3 | 3-0-1 | 16-5-2 | 10-4-1 | 0-2-0 | 8-5-4 | 8-0-1 | 10-4-4 | DNP | 6-5-4 | 0-0-0 |
| J5 | WAKE FOREST | W | 92-79 | 6,397 | 16-4-4 | 20-4-2 | DNP | 9-4-0 | 14-0-1 | 6-5-3 | 13-4-7 | 6-2-2 | 5-2-1 | DNP | 3-2-0 | DNP |
| J9 | VIRGINIA TECH | L | 49-52 | 6,166 | 7-6-3 | 2-5-2 | 0-1-0 | 0-0-0 | 7-3-0 | 0-4-1 | 20-1-4 | 2-3-2 | DNP | DNP | 11-6-0 | DNP |
| J12 | at Syracuse | W | 73-59 | 19,257 | 5-4-2 | 16-7-1 | DNP | 8-8-2 | 0-0-0 | DNP | 19-3-2 | 0-0-1 | 15-4-7 | DNP | 10-2-1 | DNP |
| J16 | at Clemson | L | 60-72 | 6,693 | 8-4-1 | 16-1-0 | 2-1-0 | 0-1-0 | DNP | 9-4-1 | 10-5-3 | 5-1-0 | 8-0-2 | 2-1-0 | DNP | 0-0-0 |
| J19 | LOUISVILLE | L | 51-79 | 8,600 | 8-0-2 | 24-11-3 | 0-2-2 | 4-5-1 | DNP | 7-3-0 | DNP | 5-3-2 | 2-5-3 | 0-0-0 | DNP | 1-0-0 |
| J22 | NOTRE DAME | W | 63-61 | 5,861 | 11-3-5 | 16-10-0 | 0-0-0 | 0-0-0 | DNP | 0-0-0 | 16-3-2 | 7-2-1 | 0-3-1 | DNP | 13-8-2 | DNP |
| J26 | at Duke | L | 53-66 | 9,314 | 11-3-1 | 4-2-1 | 0-0-1 | 7-4-1 | DNP | 2-1-0 | 7-7-6 | 0-1-0 | 5-5-1 | 0-1-0 | 14-8-0 | 3-0-0 |
| J29 | NORTH CAROLINA | L | 54-77 | 8,600 | 9-5-2 | 7-6-2 | DNP | 2-2-0 | DNP | 4-4-0 | 5-5-5 | 8-0-0 | 5-4-6 | 0-0-0 | 14-4-0 | 0-2-0 |
| F2 | at Florida State | L | 49-59 | 10,181 | 10-5-0 | 5-4-0 | 0-0-0 | 7-3-0 | 4-2-0 | 0-2-0 | 0-3-2 | 4-2-1 | 4-2-2 | DNP | 15-7-0 | DNP |
| F6 | CLEMSON | L | 42-65 | 5,636 | 6-1-1 | 13-8-0 | 0-0-0 | 0-1-1 | 11-2-0 | 0-0-0 | 3-4-4 | 2-2-1 | 0-4-0 | DNP | 7-2-1 | 0-0-0 |
| F10 | at Notre Dame | L | 59-69 | 8,438 | 18-8-6 | 9-12-1 | DNP | DNP | 4-0-1 | DNP | 5-2-1 | 2-1-0 | 1-6-1 | DNP | 12-4-3 | 8-0-0 |
| F13 | at Virginia Tech | L | 68-76 | 9,275 | 22-5-5 | 15-8-3 | DNP | DNP | 3-3-1 | 7-2-1 | 4-1-1 | 3-0-3 | 3-1-0 | DNP | 0-0-1 | 11-6-0 |
| F16 | FLORIDA STATE | L | 47-69 | 8,600 | 6-7-1 | 4-10-1 | 0-0-0 | DNP | 2-2-2 | 2-1-0 | 17-5-3 | 0-1-2 | 0-0-0 | DNP | 5-6-0 | 11-5-0 |
| F20 | PITTSBURGH | W | 73-65 | 4,959 | 3-5-2 | 7-10-2 | DNP | DNP | 0-0-0 | 7-7-2 | 29-6-5 | 2-0-0 | 8-2-1 | DNP | 8-3-1 | 9-0-0 |
| F23 | at Miami | L | 65-80 | 6,813 | 13-0-3 | 0-4-1 | DNP | 0-2-1 | 3-1-0 | 19-5-0 | 20-7-4 | 0-0-0 | 0-4-0 | DNP | 6-3-3 | 4-1-1 |
| F27 | at Virginia | L | 51-81 | 14,094 | 10-0-1 | 11-7-0 | 0-1-0 | 1-1-0 | 0-0-0 | 6-7-1 | 12-0-4 | 0-0-0 | 0-0-1 | DNP | 6-1-0 | 5-3-0 |
| M3 | BOSTON COLLEGE (ot) | W | 81-78 | 6,285 | 20-3-4 | 18-9-2 | DNP | DNP | DNP | 10-4-0 | 21-5-4 | 3-3-3 | 3-7-6 | DNP | 6-3-0 | DNP |
| M6 | at NC State | W | 63-61 | 15,083 | 5-3-7 | 19-9-3 | DNP | DNP | 2-0-1 | 18-8-0 | 11-6-4 | 8-2-1 | DNP | DNP | 0-3-0 | 0-0-1 |
| M12 | vs Notre Dame# | L | 71-78 | 9,677 | 10-2-1 | 12-11-4 | DNP | DNP | 0-2-1 | 25-7-3 | 3-3-5 | 11-2-2 | DNP | DNP | 4-1-0 | 6-0-0 |

* Miami Hoophall Invitational; + ACC-Big Ten Challenge; # ACC Tournament (Spectrum Center, Charlotte, N.C.)

Starting Lineups

| Game | C | F | G/F | G | G |
|--------------------------|-----------|--------|------------|----------|----------|
| N9 LAMAR | Gueye | Cole | Haywood II | Phillips | Alvarado |
| N13 at Tennessee | Gueye | Cole | Haywood II | Phillips | Alvarado |
| N16 EAST CAROLINA | Gueye | Wright | Haywood II | Phillips | Alvarado |
| N21 UT RIO GRANDE VALLEY | Gueye | Wright | Haywood II | Phillips | Alston |
| N23 PRAIRIE VIEW A&M | Gueye | Wright | Haywood II | Phillips | Alvarado |
| N28 at Northwestern | Gueye | Wright | Haywood II | Phillips | Alvarado |
| D1 vs. St. John's | Banks III | Wright | Haywood II | Alston | Alvarado |
| D9 FLORIDA A&M | Banks III | Wright | Haywood II | Alston | Alvarado |
| D17 GARDNER-WEBB | Banks III | Wright | Haywood II | Alston | Alvarado |
| D19 at Arkansas | Banks III | Wright | Moore | Devoe | Alvarado |
| D22 GEORGIA | Banks III | Wright | Moore | Devoe | Alvarado |
| D28 KENNESAW STATE | Banks III | Wright | Moore | Devoe | Alvarado |
| J2 USC UPSTATE | Banks III | Wright | Moore | Devoe | Alvarado |
| J5 WAKE FOREST | Banks III | Wright | Moore | Devoe | Alvarado |
| J9 VIRGINIA TECH | Banks III | Wright | Moore | Devoe | Alvarado |
| J12 at Syracuse | Banks III | Gueye | Haywood II | Devoe | Alvarado |
| J16 at Clemson | Banks III | Cole | Haywood II | Devoe | Alvarado |
| J19 LOUISVILLE | Banks III | Wright | Haywood II | Devoe | Moore |
| J22 NOTRE DAME | Banks III | Gueye | Haywood II | Devoe | Alvarado |
| J26 at Duke | Banks III | Gueye | Haywood II | Devoe | Alvarado |
| J29 NORTH CAROLINA | Banks III | Gueye | Haywood II | Devoe | Alvarado |
| F2 at Florida State | Banks III | Gueye | Haywood II | Devoe | Alvarado |
| F6 CLEMSON | Banks III | Gueye | Moore | Devoe | Alvarado |
| F10 at Notre Dame | Banks III | Gueye | Haywood II | Devoe | Alvarado |
| F13 at Virginia Tech | Banks III | Alston | Haywood II | Devoe | Alvarado |
| F16 FLORIDA STATE | Banks III | Wright | Sjolund | Devoe | Alvarado |
| F20 PITTSBURGH | Banks III | Wright | Sjolund | Devoe | Alvarado |
| F23 at Miami | Banks III | Wright | Sjolund | Devoe | Alvarado |
| F27 at Virginia | Banks III | Wright | Sjolund | Devoe | Alvarado |
| M3 BOSTON COLLEGE | Banks III | Wright | Haywood II | Devoe | Alvarado |
| M6 at NC State | Banks III | Wright | Moore | Devoe | Alvarado |
| M12 vs. Notre Dame | Banks III | Wright | Moore | Devoe | Alvarado |

Specialty Stats (GT/Opp)

| Game | Paint | OffTO | 2ndCh | FBreak | Bench |
|--------------------------|-------|-------|-------|--------|-------|
| N9 LAMAR | 38/30 | 22/19 | 11/15 | 16/21 | 41/27 |
| N13 at Tennessee | 20/22 | 12/6 | 11/10 | 0/4 | 34/4 |
| N16 EAST CAROLINA | 24/28 | 23/19 | 8/8 | 19/18 | 35/24 |
| N21 UT RIO GRANDE VALLEY | 30/16 | 24/4 | 5/9 | 19/3 | 31/16 |
| N23 PRAIRIE VIEW A&M | 36/22 | 20/10 | 2/5 | 15/6 | 25/9 |
| N28 at Northwestern | 32/26 | 13/17 | 12/14 | 9/13 | 27/12 |
| D1 vs. St. John's | 38/28 | 7/13 | 8/10 | 12/11 | 11/2 |
| D9 FLORIDA A&M | 32/16 | 31/10 | 7/6 | 17/11 | 36/17 |
| D17 GARDNER-WEBB | 36/48 | 6/9 | 14/10 | 19/9 | 8/20 |
| D19 at Arkansas | 30/26 | 13/23 | 15/3 | 11/11 | 10/14 |
| D22 GEORGIA | 32/38 | 14/11 | 15/6 | 13/17 | 14/26 |
| D28 KENNESAW STATE | 50/14 | 27/13 | 6/0 | 28/14 | 45/33 |
| J2 USC UPSTATE | 46/24 | 11/17 | 5/10 | 22/14 | 45/24 |
| J5 WAKE FOREST | 34/28 | 14/16 | 9/15 | 15/20 | 31/10 |
| J9 VIRGINIA TECH | 18/20 | 14/19 | 1/7 | 10/14 | 18/7 |
| J12 at Syracuse | 36/16 | 17/28 | 8/11 | 11/9 | 8/9 |
| J16 at Clemson | 32/26 | 9/17 | 2/6 | 2/4 | 18/10 |
| J19 LOUISVILLE | 34/38 | 10/16 | 2/5 | 8/24 | 5/25 |
| J22 NOTRE DAME | 32/24 | 16/12 | 9/18 | 12/8 | 7/22 |
| J26 at Duke | 40/38 | 9/24 | 11/13 | 8/7 | 12/5 |
| J29 NORTH CAROLINA | 36/22 | 11/20 | 9/1 | 15/24 | 14/24 |
| F2 at Florida State | 28/16 | 10/13 | 12/4 | 4/6 | 15/25 |
| F6 CLEMSON | 14/30 | 6/14 | 6/15 | 7/12 | 11/5 |
| F10 at Notre Dame | 30/24 | 5/9 | 7/20 | 1/10 | 14/5 |
| F13 at Virginia Tech | 22/24 | 9/17 | 11/9 | 2/13 | 21/11 |
| F16 FLORIDA STATE | 12/28 | 4/9 | 2/4 | 19/27 | 7/35 |
| F20 PITTSBURGH | 28/20 | 11/13 | 9/13 | 4/12 | 18/37 |
| F23 at Miami | 34/32 | 13/14 | 9/22 | 13/10 | 9/12 |
| F27 at Virginia | 26/42 | 9/15 | 2/12 | 4/3 | 7/18 |
| M3 BOSTON COLLEGE | 44/48 | 7/14 | 19/16 | 10/4 | 9/9 |
| M6 at NC State | 44/24 | 9/9 | 2/20 | 12/9 | 2/28 |
| M12 vs. Notre Dame | 40/26 | 10/4 | 11/16 | 0/2 | 10/14 |
| Georgia Tech averages | 32.1 | 13.0 | 8.1 | 11.2 | 18.7 |
| Opponent averages | 27.0 | 14.2 | 10.3 | 11.6 | 16.8 |

2018-19 GAME-BY-GAME TEAM TOTALS

Georgia Tech Statistics

| Opponent | Date | Score | W/L | FG- FGA | Pct | 3FG- FGA | Pct | FT- FTA | Pct | Off- Def | Tot | Avg | PF | A | TO | Blk | Stl | Pts | Avg |
|---------------------|----------|-------|-----|-----------------|-------------|-----------------|-------------|-----------------|-------------|-----------------|-------------|-------------|------------|------------|------------|------------|------------|-------------|-------------|
| LAMAR | 11/9/18 | 88-69 | W | 32- 63 | .508 | 12- 30 | .400 | 12- 21 | .571 | 9- 26 | 35 | 35.0 | 24 | 26 | 15 | 8 | 10 | 88 | 88.0 |
| at Tennessee | 11/13/18 | 53-66 | L | 16- 58 | .276 | 3- 19 | .158 | 18- 21 | .857 | 11- 26 | 37 | 36.0 | 30 | 5 | 14 | 2 | 6 | 53 | 70.5 |
| EAST CAROLINA | 11/16/18 | 79-54 | W | 26- 53 | .491 | 9- 17 | .529 | 18- 25 | .720 | 8- 29 | 37 | 36.3 | 17 | 12 | 18 | 5 | 13 | 79 | 73.3 |
| UTRGV | 11/21/18 | 72-44 | W | 22- 51 | .431 | 6- 21 | .286 | 22- 35 | .629 | 8- 34 | 42 | 37.8 | 21 | 16 | 11 | 6 | 12 | 72 | 73.0 |
| PRAIRIE VIEW | 11/23/18 | 65-54 | W | 24- 51 | .471 | 4- 17 | .235 | 13- 20 | .650 | 6- 25 | 31 | 36.4 | 17 | 14 | 11 | 4 | 4 | 65 | 71.4 |
| at Northwestern | 11/28/18 | 61-67 | L | 20- 53 | .377 | 4- 12 | .333 | 17- 24 | .708 | 10- 23 | 33 | 35.8 | 21 | 8 | 14 | 6 | 9 | 61 | 69.7 |
| vs St. John's | 12/1/18 | 73-76 | L | 24- 53 | .453 | 4- 21 | .190 | 21- 24 | .875 | 8- 27 | 35 | 35.7 | 25 | 12 | 16 | 5 | 4 | 73 | 70.1 |
| FLORIDA A&M | 12/9/18 | 73-40 | W | 25- 46 | .543 | 6- 15 | .400 | 17- 22 | .773 | 6- 25 | 31 | 35.1 | 14 | 13 | 18 | 7 | 12 | 73 | 70.5 |
| GARDNER-WEBB | 12/17/18 | 69-79 | L | 28- 63 | .444 | 6- 23 | .261 | 7- 10 | .700 | 10- 24 | 34 | 35.0 | 15 | 13 | 12 | 4 | 5 | 69 | 70.3 |
| at Arkansas | 12/19/18 | 69-65 | W | 25- 55 | .455 | 5- 17 | .294 | 14- 20 | .700 | 15- 28 | 43 | 35.8 | 16 | 14 | 20 | 6 | 8 | 69 | 70.2 |
| GEORGIA | 12/22/18 | 59-70 | L | 21- 65 | .323 | 3- 16 | .188 | 14- 20 | .700 | 13- 21 | 34 | 35.6 | 16 | 9 | 13 | 4 | 4 | 59 | 69.2 |
| KENNESAW STATE | 12/28/18 | 87-57 | W | 35- 62 | .565 | 8- 22 | .364 | 9- 10 | .900 | 7- 26 | 33 | 35.4 | 16 | 29 | 12 | 4 | 10 | 87 | 70.7 |
| USC UPSTATE | 1/2/19 | 79-63 | W | 29- 50 | .580 | 5- 16 | .313 | 16- 23 | .696 | 3- 32 | 35 | 35.4 | 18 | 22 | 16 | 7 | 3 | 79 | 71.3 |
| WAKE FOREST | 1/5/19 | 92-79 | W | 29- 52 | .558 | 6- 20 | .300 | 28- 34 | .824 | 6- 26 | 32 | 35.1 | 19 | 20 | 12 | 8 | 11 | 92 | 72.8 |
| VIRGINIA TECH | 1/9/19 | 49-52 | L | 17- 38 | .447 | 6- 16 | .375 | 9- 16 | .563 | 3- 29 | 32 | 34.9 | 22 | 12 | 18 | 4 | 5 | 49 | 71.2 |
| at Syracuse | 1/12/19 | 73-59 | W | 25- 42 | .595 | 6- 12 | .500 | 17- 27 | .630 | 7- 25 | 32 | 34.8 | 17 | 16 | 22 | 4 | 15 | 73 | 71.3 |
| at Clemson | 1/16/19 | 60-72 | L | 21- 44 | .477 | 4- 11 | .364 | 14- 21 | .667 | 5- 20 | 25 | 34.2 | 17 | 7 | 13 | 7 | 6 | 60 | 70.6 |
| LOUISVILLE | 1/19/19 | 51-79 | L | 19- 50 | .380 | 1- 10 | .100 | 12- 24 | .500 | 6- 27 | 33 | 34.1 | 17 | 13 | 17 | 6 | 6 | 51 | 69.6 |
| NOTRE DAME | 1/22/19 | 63-61 | W | 24- 52 | .462 | 5- 19 | .263 | 10- 15 | .667 | 9- 25 | 34 | 34.1 | 15 | 11 | 14 | 2 | 8 | 63 | 69.2 |
| at Duke | 1/26/19 | 53-66 | L | 24- 58 | .414 | 3- 10 | .300 | 2- 6 | .333 | 10- 24 | 34 | 34.1 | 17 | 11 | 19 | 3 | 10 | 53 | 68.4 |
| NORTH CAROLINA | 1/29/19 | 54-77 | L | 21- 60 | .350 | 2- 16 | .125 | 10- 13 | .769 | 6- 28 | 34 | 34.1 | 12 | 15 | 16 | 7 | 8 | 54 | 67.7 |
| at Florida State | 2/2/19 | 49-59 | L | 17- 60 | .283 | 3- 21 | .143 | 12- 14 | .857 | 14- 23 | 37 | 34.2 | 23 | 5 | 14 | 2 | 3 | 49 | 66.9 |
| CLEMSON | 2/6/19 | 42-65 | L | 13- 43 | .302 | 4- 12 | .333 | 12- 16 | .750 | 6- 18 | 24 | 33.8 | 11 | 8 | 16 | 8 | 6 | 42 | 65.8 |
| at Notre Dame | 2/10/19 | 59-69 | L | 22- 54 | .407 | 7- 23 | .304 | 8- 13 | .615 | 12- 27 | 39 | 34.0 | 17 | 13 | 14 | 7 | 7 | 59 | 65.5 |
| at Virginia Tech | 2/13/19 | 68-76 | L | 23- 53 | .434 | 11- 27 | .407 | 11- 13 | .846 | 10- 21 | 31 | 33.9 | 14 | 15 | 13 | 4 | 2 | 68 | 65.6 |
| FLORIDA STATE | 2/16/19 | 47-69 | L | 16- 59 | .271 | 8- 23 | .348 | 7- 11 | .636 | 6- 32 | 38 | 34.0 | 10 | 9 | 14 | 3 | 7 | 47 | 64.9 |
| PITTSBURGH | 2/20/19 | 73-65 | W | 24- 48 | .500 | 7- 19 | .368 | 18- 24 | .750 | 6- 28 | 34 | 34.0 | 24 | 13 | 13 | 12 | 4 | 73 | 65.2 |
| at Miami | 2/23/19 | 65-80 | L | 25- 58 | .431 | 7- 21 | .333 | 8- 12 | .667 | 13- 20 | 33 | 34.0 | 18 | 13 | 16 | 3 | 6 | 65 | 65.2 |
| at Virginia | 2/27/19 | 51-81 | L | 21- 56 | .375 | 5- 17 | .294 | 4- 7 | .571 | 6- 15 | 21 | 33.6 | 13 | 7 | 7 | 3 | 4 | 51 | 64.7 |
| BOSTON COLLEGE (ot) | 3/3/19 | 81-78 | W | 31- 61 | .508 | 8- 25 | .320 | 11- 20 | .550 | 12- 23 | 35 | 33.6 | 18 | 19 | 9 | 3 | 4 | 81 | 65.2 |
| at NC State | 3/6/19 | 63-61 | W | 25- 43 | .581 | 1- 5 | .200 | 12- 20 | .600 | 3- 32 | 35 | 33.6 | 9 | 17 | 16 | 7 | 5 | 63 | 65.2 |
| vs Notre Dame | 3/12/19 | 71-78 | L | 31- 60 | .517 | 7- 20 | .350 | 2- 7 | .286 | 8- 20 | 28 | 33.5 | 17 | 16 | 6 | 5 | 4 | 71 | 65.3 |
| Georgia Tech | | | | 755-1714 | .440 | 176- 573 | .307 | 405- 588 | .689 | 262- 809 | 1071 | 33.5 | 560 | 433 | 459 | 166 | 221 | 2091 | 65.3 |
| Opponents | | | | 740-1847 | .401 | 207- 697 | .297 | 443- 643 | .689 | 375- 777 | 1152 | 36.0 | 555 | 452 | 409 | 108 | 225 | 2130 | 66.6 |

Opponent Statistics

| Opponent | Date | Score | W/L | FG- FGA | Pct | 3FG- FGA | Pct | FT- FTA | Pct | Off- Def | Tot | Avg | PF | A | TO | Blk | Stl | Pts | Avg |
|---------------------|----------|-------|-----|----------|------|----------|------|----------|------|----------|------|------|-----|-----|-----|-----|-----|------|------|
| LAMAR | 11/9/18 | 88-69 | W | 23- 60 | .383 | 5- 16 | .313 | 18- 33 | .545 | 16- 22 | 38 | 38.0 | 20 | 13 | 19 | 0 | 11 | 69 | 69.0 |
| at Tennessee | 11/13/18 | 53-66 | L | 19- 48 | .396 | 4- 12 | .333 | 24- 38 | .632 | 11- 33 | 44 | 41.0 | 19 | 12 | 13 | 4 | 6 | 66 | 67.5 |
| EAST CAROLINA | 11/16/18 | 79-54 | W | 21- 59 | .356 | 2- 17 | .118 | 10- 19 | .526 | 13- 24 | 37 | 39.7 | 22 | 7 | 21 | 4 | 8 | 54 | 63.0 |
| UTRGV | 11/21/18 | 72-44 | W | 12- 53 | .226 | 4- 22 | .182 | 16- 33 | .485 | 13- 28 | 41 | 40.0 | 26 | 10 | 16 | 1 | 5 | 44 | 58.2 |
| PRAIRIE VIEW | 11/23/18 | 65-54 | W | 18- 48 | .375 | 5- 18 | .278 | 13- 16 | .813 | 6- 23 | 29 | 37.8 | 19 | 8 | 15 | 0 | 5 | 54 | 57.4 |
| at Northwestern | 11/28/18 | 61-67 | L | 23- 54 | .426 | 7- 20 | .350 | 14- 21 | .667 | 11- 23 | 34 | 37.2 | 21 | 16 | 15 | 4 | 9 | 67 | 59.0 |
| vs St. John's | 12/1/18 | 73-76 | L | 22- 58 | .379 | 5- 19 | .263 | 27- 35 | .771 | 10- 20 | 30 | 36.1 | 22 | 8 | 5 | 0 | 6 | 76 | 61.4 |
| FLORIDA A&M | 12/9/18 | 73-40 | W | 16- 46 | .348 | 2- 11 | .182 | 6- 11 | .545 | 8- 18 | 26 | 34.9 | 21 | 6 | 25 | 1 | 11 | 40 | 58.8 |
| GARDNER-WEBB | 12/17/18 | 69-79 | L | 31- 59 | .525 | 6- 15 | .400 | 11- 15 | .733 | 7- 26 | 33 | 34.7 | 10 | 19 | 9 | 1 | 7 | 79 | 61.0 |
| at Arkansas | 12/19/18 | 69-65 | W | 24- 63 | .381 | 10- 32 | .313 | 7- 9 | .778 | 13- 18 | 31 | 34.3 | 17 | 16 | 16 | 6 | 7 | 65 | 61.4 |
| GEORGIA | 12/22/18 | 59-70 | L | 25- 55 | .455 | 5- 18 | .278 | 15- 18 | .833 | 10- 31 | 41 | 34.9 | 20 | 16 | 16 | 10 | 7 | 70 | 62.2 |
| KENNESAW STATE | 12/28/18 | 87-57 | W | 21- 51 | .412 | 6- 18 | .333 | 9- 14 | .643 | 3- 17 | 20 | 33.7 | 12 | 17 | 19 | 2 | 4 | 57 | 61.8 |
| USC UPSTATE | 1/2/19 | 79-63 | W | 20- 65 | .308 | 7- 31 | .226 | 16- 26 | .615 | 14- 23 | 37 | 33.9 | 20 | 12 | 10 | 1 | 10 | 63 | 61.8 |
| WAKE FOREST | 1/5/19 | 92-79 | W | 27- 68 | .397 | 9- 22 | .409 | 16- 22 | .727 | 14- 19 | 33 | 33.9 | 23 | 10 | 13 | 2 | 6 | 79 | 63.1 |
| VIRGINIA TECH | 1/9/19 | 49-52 | L | 17- 57 | .298 | 5- 27 | .185 | 13- 19 | .684 | 13- 22 | 35 | 33.9 | 15 | 12 | 9 | 2 | 3 | 52 | 62.3 |
| at Syracuse | 1/12/19 | 73-59 | W | 18- 57 | .316 | 7- 33 | .212 | 16- 21 | .762 | 16- 16 | 32 | 33.8 | 19 | 13 | 19 | 4 | 10 | 59 | 62.1 |
| at Clemson | 1/16/19 | 60-72 | L | 27- 53 | .509 | 7- 16 | .438 | 11- 14 | .786 | 7- 23 | 30 | 33.6 | 18 | 13 | 10 | 2 | 5 | 72 | 62.7 |
| LOUISVILLE | 1/19/19 | 51-79 | L | 31- 66 | .470 | 7- 24 | .292 | 10- 14 | .714 | 11- 32 | 43 | 34.1 | 22 | 21 | 11 | 2 | 5 | 79 | 63.6 |
| NOTRE DAME | 1/22/19 | 63-61 | W | 21- 65 | .323 | 7- 30 | .233 | 12- 15 | .800 | 20- 20 | 40 | 34.4 | 12 | 15 | 13 | 4 | 9 | 61 | 63.5 |
| at Duke | 1/26/19 | 53-66 | L | 24- 58 | .414 | 2- 21 | .095 | 16- 19 | .842 | 11- 27 | 38 | 34.6 | 13 | 14 | 13 | 7 | 13 | 66 | 63.6 |
| NORTH CAROLINA | 1/29/19 | 54-77 | L | 29- 61 | .475 | 13- 27 | .481 | 6- 11 | .545 | 7- 32 | 39 | 34.8 | 13 | 21 | 15 | 2 | 10 | 77 | 64.2 |
| at Florida State | 2/2/19 | 49-59 | L | 16- 46 | .348 | 4- 16 | .250 | 23- 30 | .767 | 8- 31 | 39 | 35.0 | 19 | 10 | 14 | 5 | 5 | 59 | 64.0 |
| CLEMSON | 2/6/19 | 42-65 | L | 27- 55 | .491 | 6- 17 | .353 | 5- 10 | .500 | 11- 28 | 39 | 35.2 | 15 | 17 | 12 | 7 | 7 | 65 | 64.0 |
| at Notre Dame | 2/10/19 | 59-69 | L | 21- 64 | .328 | 6- 27 | .222 | 21- 25 | .840 | 20- 25 | 45 | 35.6 | 14 | 12 | 8 | 2 | 8 | 69 | 64.2 |
| at Virginia Tech | 2/13/19 | 68-76 | L | 25- 53 | .472 | 13- 30 | .433 | 13- 18 | .722 | 8- 18 | 26 | 35.2 | 16 | 20 | 9 | 3 | 7 | 76 | 64.7 |
| FLORIDA STATE | 2/16/19 | 47-69 | L | 25- 64 | .391 | 9- 30 | .300 | 10- 14 | .714 | 10- 40 | 50 | 35.8 | 17 | 17 | 14 | 6 | 7 | 69 | 64.9 |
| PITTSBURGH | 2/20/19 | 73-65 | W | 19- 57 | .333 | 7- 20 | .350 | 20- 38 | .526 | 17- 19 | 36 | 35.8 | 20 | 12 | 8 | 1 | 8 | 65 | 64.9 |
| at Miami | 2/23/19 | 65-80 | L | 27- 58 | .466 | 9- 25 | .360 | 17- 19 | .895 | 13- 22 | 35 | 35.8 | 16 | 20 | 11 | 4 | 10 | 80 | 65.4 |
| at Virginia | 2/27/19 | 51-81 | L | 30- 54 | .556 | 9- 17 | .529 | 12- 17 | .706 | 11- 30 | 41 | 35.9 | 9 | 17 | 8 | 5 | 3 | 81 | 66.0 |
| BOSTON COLLEGE (ot) | 3/3/19 | 81-78 | W | 32- 66 | .485 | 3- 17 | .176 | 11- 15 | .733 | 14- 23 | 37 | 36.0 | 18 | 20 | 8 | 6 | 5 | 78 | 66.4 |
| at NC State | 3/6/19 | 63-61 | W | 22- 69 | .319 | 8- 35 | .229 | 9- 11 | .818 | 16- 20 | 36 | 36.0 | 17 | 12 | 8 | 5 | 5 | 61 | 66.2 |
| vs Notre Dame | 3/12/19 | 71-78 | L | 27- 57 | .474 | 8- 14 | .571 | 16- 23 | .696 | 13- 24 | 37 | 36.0 | 10 | 16 | 7 | 5 | 3 | 78 | 66.6 |
| Opponents | | | | 740-1847 | .401 | 207- 697 | .297 | 443- 643 | .689 | 375- 777 | 1152 | 36.0 | 555 | 452 | 409 | 108 | 225 | 2130 | 66.6 |
| Georgia Tech | | | | 755-1714 | .440 | 176- 573 | .307 | 405- 588 | .689 | 262- 809 | 1071 | 33.5 | 560 | 433 | 459 | 166 | 221 | 2091 | 65.3 |

2018-19 GAME SUMMARIES

GAME 1

Georgia Tech 88, Lamar 69

Nov. 9, 2018 • McCamish Pavilion

Senior Brandon Alston led four players in double-figures with 17 points and Georgia Tech men's basketball dished out 26 assists on 32 made baskets in its season-opening 88-69 win over Lamar.

Georgia Tech scored the game's first eight points and never trailed in the convincing win. The Yellow Jackets led by 22 points at halftime (44-22) and stretched the lead to as large 28 early in the second half.

The Jackets shot 50.8 percent from the field, compared to 38.3-percent shooting for Lamar (1-1). Georgia Tech's defense also forced Lamar into 19 turnovers, 16 of which came in the first half.

Jose Alvarado (14 points), Curtis Haywood II (13) and Shemarbi Phillips (10) rounded out the four Yellow Jackets in double-figures. Playing in his first game since missing the last seven contests of last season due to an arm injury, Alvarado also had a team-high five assists. Sylvester Ogbonda had seven points and nine rebounds in 23 minutes off the bench while Abdoulaye Gueye had five blocked shots and seven rebounds in just 12 minutes.

LAMAR (1-1)

| Player | FG-A | 3P-A | FT-A | Reb | PF | Pts | A | TO | Bk | S | MIN |
|--------------------|----------------------|-------------|-----------------------|-----------|-------------|-----------|-----------|-----------|----------|-----------|------------|
| Nzeakor, Josh* | 2-8 | 0-0 | 8-11 | 6 | 3 | 12 | 0 | 1 | 0 | 0 | 26 |
| Kolawole, Michael* | 3-9 | 0-3 | 1-3 | 5 | 1 | 7 | 1 | 3 | 0 | 0 | 24 |
| Holmes, V.J.* | 2-6 | 0-1 | 2-5 | 5 | 1 | 6 | 5 | 2 | 0 | 3 | 35 |
| Atwood, Tyrin* | 5-11 | 1-1 | 6-8 | 6 | 2 | 17 | 1 | 3 | 0 | 3 | 35 |
| Paige, Laquanious* | 0-1 | 0-1 | 0-0 | 1 | 3 | 0 | 0 | 3 | 0 | 1 | 12 |
| Easter, Grehlon | 4-6 | 2-3 | 0-2 | 2 | 4 | 10 | 1 | 0 | 0 | 1 | 18 |
| Garth, Nick | 6-16 | 2-7 | 1-4 | 1 | 3 | 15 | 5 | 4 | 0 | 3 | 32 |
| Sullivan, Avery | 0-0 | 0-0 | 0-0 | 1 | 1 | 0 | 0 | 0 | 0 | 0 | 4 |
| Judy, Edwin | 1-1 | 0-0 | 0-0 | 3 | 0 | 2 | 0 | 0 | 0 | 0 | 5 |
| Barrett, Christian | 0-0 | 0-0 | 0-0 | 0 | 0 | 0 | 0 | 2 | 0 | 0 | 1 |
| Foster, Jordan | 0-2 | 0-0 | 0-0 | 1 | 2 | 0 | 0 | 1 | 0 | 0 | 8 |
| Totals | 23-60 | 5-16 | 18-33 | 38 | 20 | 69 | 13 | 19 | 0 | 11 | 200 |
| FG% | 1st Half: 9-26 34.6% | | 2nd Half: 14-34 41.2% | | Game: 38.3% | | | | | | |
| 3FG% | 1st Half: 4-10 40.0% | | 2nd Half: 1-6 16.7% | | Game: 31.3% | | | | | | |
| FT% | 1st Half: 0-5 0.0% | | 2nd Half: 18-28 64.3% | | Game: 54.5% | | | | | | |

GEORGIA TECH (1-0)

| Player | FG-A | 3P-A | FT-A | Reb | PF | Pts | A | TO | Bk | S | MIN |
|---------------------|-----------------------|--------------|-----------------------|-----------|-------------|-----------|-----------|-----------|----------|-----------|------------|
| Cole, Evan* | 1-4 | 0-1 | 3-4 | 2 | 1 | 5 | 1 | 1 | 0 | 2 | 16 |
| Gueye, Abdoulaye* | 2-4 | 0-0 | 1-2 | 7 | 5 | 5 | 1 | 1 | 5 | 0 | 12 |
| Phillips, Shembari* | 4-7 | 1-3 | 1-1 | 4 | 2 | 10 | 4 | 3 | 0 | 3 | 25 |
| Alvarado, Jose* | 6-12 | 2-7 | 0-0 | 3 | 3 | 14 | 5 | 3 | 0 | 2 | 34 |
| Haywood II, Curtis* | 4-9 | 3-7 | 2-2 | 0 | 1 | 13 | 4 | 0 | 0 | 1 | 26 |
| Devoe, Michael | 3-5 | 2-4 | 1-2 | 1 | 3 | 9 | 2 | 2 | 1 | 1 | 17 |
| Alston, Brandon | 6-10 | 4-5 | 1-4 | 0 | 0 | 17 | 2 | 1 | 0 | 0 | 19 |
| Wright, Moses | 4-6 | 0-2 | 0-1 | 4 | 1 | 8 | 1 | 1 | 1 | 0 | 17 |
| Moore, Khalid | 0-0 | 0-0 | 0-0 | 1 | 1 | 0 | 1 | 0 | 1 | 0 | 7 |
| Ogbonda, Sylvester | 2-5 | 0-0 | 3-5 | 9 | 5 | 7 | 4 | 3 | 1 | 1 | 23 |
| Sjolund, Kristian | 0-1 | 0-1 | 0-0 | 0 | 2 | 0 | 1 | 0 | 0 | 0 | 4 |
| Totals | 32-63 | 12-30 | 12-21 | 35 | 24 | 88 | 26 | 15 | 8 | 10 | 200 |
| FG% | 1st Half: 14-35 40.0% | | 2nd Half: 18-28 64.3% | | Game: 50.8% | | | | | | |
| 3FG% | 1st Half: 7-19 36.8% | | 2nd Half: 5-11 45.5% | | Game: 40.0% | | | | | | |
| FT% | 1st Half: 9-16 56.3% | | 2nd Half: 3-5 60.0% | | Game: 57.1% | | | | | | |

| Score by Periods | 1st | 2nd | Total |
|------------------|-----|-----|-------|
| Lamar | 22 | 47 | 69 |
| Georgia Tech | 44 | 44 | 88 |

Officials: Ted Valentine, Jamie Luckie, Tony Henderson

Attendance: 4691

Points in the paint-LU 30,GT 38. Points off turnovers-LU 19,GT 22.

2nd chance points-LU 15,GT 11. Fast break points-LU 21,GT 16.

Bench points-LU 27,GT 41. Score tied-0 times. Lead changed-0 times.

Last FG-LU 2nd-01:16, GT 2nd-00:16.

Largest lead-LU None, GT by 28 2nd-15:05.

LU led for 00:00. GT led for 37:39. Game was tied for 02:21.

GAME 2

No. 5 Tennessee, Georgia Tech 53

Nov. 13, 2018 • Knoxville, Tenn.

Senior Brandon Alston scored a team-high 16 points to lead Georgia Tech for the second straight game, but the Yellow Jackets struggled to gain traction offensively against a strong Tennessee defense, and fell to the No. 5-ranked Volunteers, 66-53, in a defensive battle at Thompson-Boling Arena.

Alston, who went 8-for-8 at the free throw line and 4-for-8 from the floor, was the only double-figure scorer for the Yellow Jackets (1-1), who shot 27.6 percent from the floor and hit just 3-of-19 from three-point range. The Volunteers (3-0) managed to hit just 39.6 percent from the floor, but took advantage of Tech's foul trouble to go 24-for-38 from the charity stripe.

Grant Williams led the Vols with 22 points, going 10-of-16 from the foul line, while Jordan Bone scored 15 points and Kyle Alexander added 12.

All 12 scholarship players for the Yellow Jackets played in the game, most notably 6-8 junior post player James Banks, who transferred from Texas after last season. The Decatur, Ga., native learned early in the afternoon that he had been granted immediately eligibility by the NCAA and was able to travel to Knoxville and suit up for action. He scored five points with seven rebounds and a blocked shot in 16 minutes before fouling out.

GEORGIA TECH (1-1)

| Player | FG-A | 3P-A | FT-A | Reb | PF | Pts | A | TO | Bk | S | MIN |
|---------------------|----------------------|-------------|-----------------------|-----------|-------------|-----------|----------|-----------|----------|----------|------------|
| Cole, Evan* | 0-2 | 0-1 | 0-0 | 3 | 2 | 0 | 0 | 0 | 0 | 0 | 12 |
| Gueye, Abdoulaye* | 3-8 | 0-0 | 1-2 | 4 | 2 | 7 | 0 | 0 | 1 | 1 | 18 |
| Phillips, Shembari* | 1-4 | 0-2 | 0-1 | 1 | 3 | 2 | 1 | 0 | 0 | 0 | 22 |
| Alvarado, Jose* | 3-11 | 2-6 | 0-0 | 1 | 5 | 8 | 1 | 1 | 0 | 0 | 30 |
| Haywood II, Curtis* | 1-5 | 0-4 | 0-0 | 3 | 1 | 2 | 0 | 1 | 0 | 0 | 15 |
| Devoe, Michael | 0-6 | 0-2 | 0-0 | 2 | 1 | 0 | 0 | 6 | 0 | 0 | 21 |
| Banks III, James | 1-2 | 0-0 | 3-4 | 7 | 5 | 5 | 0 | 1 | 1 | 0 | 16 |
| Alston, Brandon | 4-8 | 0-1 | 8-8 | 4 | 2 | 16 | 1 | 1 | 0 | 2 | 24 |
| Wright, Moses | 2-6 | 1-2 | 2-2 | 3 | 2 | 7 | 1 | 2 | 0 | 3 | 23 |
| Moore, Khalid | 1-5 | 0-1 | 2-2 | 1 | 1 | 4 | 1 | 0 | 0 | 0 | 10 |
| Ogbonda, Sylvester | 0-1 | 0-0 | 2-2 | 2 | 3 | 2 | 0 | 1 | 0 | 0 | 8 |
| Sjolund, Kristian | 0-0 | 0-0 | 0-0 | 0 | 3 | 0 | 0 | 0 | 0 | 0 | 1 |
| Totals | 16-58 | 3-19 | 18-21 | 37 | 30 | 53 | 5 | 14 | 2 | 6 | 200 |
| FG% | 1st Half: 9-31 29.0% | | 2nd Half: 7-27 25.9% | | Game: 27.6% | | | | | | |
| 3FG% | 1st Half: 2-13 15.4% | | 2nd Half: 1-6 16.7% | | Game: 15.8% | | | | | | |
| FT% | 1st Half: 5-6 83.3% | | 2nd Half: 13-15 86.7% | | Game: 85.7% | | | | | | |

TENNESSEE (3-0)

| Player | FG-A | 3P-A | FT-A | Reb | PF | Pts | A | TO | Bk | S | MIN |
|---------------------|-----------------------|-------------|-----------------------|-----------|-------------|-----------|-----------|-----------|----------|----------|------------|
| Williams, Grant* | 6-10 | 0-1 | 10-16 | 8 | 4 | 22 | 3 | 4 | 0 | 0 | 31 |
| Alexander, Kyle* | 3-4 | 1-1 | 5-6 | 9 | 4 | 12 | 1 | 0 | 1 | 0 | 32 |
| Bone, Jordan* | 5-11 | 0-2 | 5-8 | 1 | 0 | 15 | 1 | 3 | 0 | 2 | 34 |
| Schofield, Admiral* | 3-13 | 1-4 | 1-4 | 7 | 3 | 8 | 4 | 3 | 1 | 0 | 36 |
| Bowden, Jordan* | 1-6 | 1-2 | 2-2 | 11 | 3 | 5 | 2 | 1 | 0 | 1 | 37 |
| Fulkerson, John | 0-2 | 0-0 | 1-2 | 6 | 1 | 1 | 1 | 0 | 2 | 2 | 16 |
| Johnson, Jalen | 1-1 | 1-1 | 0-0 | 1 | 1 | 3 | 0 | 1 | 0 | 0 | 4 |
| Pons, Yves | 0-1 | 0-1 | 0-0 | 0 | 3 | 0 | 0 | 0 | 0 | 1 | 10 |
| Totals | 19-48 | 4-12 | 24-38 | 44 | 19 | 66 | 12 | 13 | 4 | 6 | 200 |
| FG% | 1st Half: 9-21 42.9% | | 2nd Half: 10-27 37.0% | | Game: 39.6% | | | | | | |
| 3FG% | 1st Half: 3-6 50.0% | | 2nd Half: 1-6 16.7% | | Game: 33.3% | | | | | | |
| FT% | 1st Half: 12-18 66.7% | | 2nd Half: 12-20 60.0% | | Game: 63.2% | | | | | | |

| Score by Periods | 1st | 2nd | Total |
|------------------|-----|-----|-------|
| Georgia Tech | 25 | 28 | 53 |
| Tennessee | 33 | 33 | 66 |

Officials: Doug Shows, Joe Lindsay, Lee Cassell

Attendance: 16219

Points in the paint-GT 20,UT 22. Points off turnovers-GT 12,UT 6.

2nd chance points-GT 11,UT 10. Fast break points-GT 0,UT 4.

Bench points-GT 34,UT 4. Score tied-1 time. Lead changed-1 time.

Last FG-GT 2nd-00:35, UT 2nd-01:21.

Largest lead-GT by 2 1st-19:13, UT by 15 2nd-08:11.

GT led for 00:56. UT led for 37:20. Game was tied for 01:44.

GAME 3

Georgia Tech 79, East Carolina 54

Nov. 16, 2018 • McCamish Pavilion

Georgia Tech men's basketball closed the first half with a 30-11 run and never looked back en route to a 79-54 win over East Carolina on Friday night at McCamish Pavilion.

Tech (2-1) trailed 13-10 more than midway through the opening half but made 11 of its final 14 shots of the period to take a 40-24 halftime lead. The Yellow Jackets stretched the advantage to as large as 32 points in the second half.

The Jackets shot 49.1 percent from the field, including a 52.9-percent mark (9-of-17) from three-point range, while limiting East Carolina (2-2) to just 35.6-percent shooting from the field and 11.8 percent from beyond the arc (2-of-17).

Curtis Haywood II led Georgia Tech with game-high 18 points while freshman Michael Devoe added 13 points on 4-of-4 shooting (2-of-2 from three-point range). James Banks II grabbed six rebounds and blocked three shots in his home debut while Jose Alvarado dished out a game-high six assists.

EAST CAROLINA (2-1)

| Player | FG-A | 3P-A | FT-A | Reb | PF | Pts | A | TO | Bk | S | MIN |
|---------------------|-----------------------|-------------|-----------------------|-----------|-------------|-----------|----------|-----------|----------|----------|------------|
| Gardner, Jayden* | 5-10 | 0-1 | 3-4 | 3 | 2 | 13 | 0 | 4 | 0 | 0 | 31 |
| Leday, Seth* | 4-9 | 0-0 | 1-6 | 9 | 1 | 9 | 0 | 4 | 2 | 0 | 23 |
| Davis, K.J.* | 1-12 | 0-5 | 0-0 | 7 | 2 | 2 | 0 | 1 | 1 | 2 | 23 |
| Foster, Tyler* | 1-4 | 0-0 | 0-0 | 1 | 5 | 2 | 0 | 1 | 0 | 0 | 10 |
| Hardy, Tae* | 2-6 | 0-2 | 0-1 | 3 | 4 | 4 | 1 | 1 | 0 | 3 | 24 |
| Fleming, Isaac | 4-5 | 0-1 | 0-0 | 3 | 3 | 8 | 0 | 1 | 0 | 2 | 20 |
| Wade, Deshaun | 3-9 | 2-8 | 4-5 | 4 | 1 | 12 | 3 | 4 | 1 | 1 | 34 |
| Quinton, Rico | 0-1 | 0-0 | 0-0 | 0 | 2 | 0 | 0 | 1 | 0 | 0 | 4 |
| Whitley, John | 0-0 | 0-0 | 0-0 | 0 | 0 | 0 | 0 | 0 | 0 | 0 | 2 |
| Spasojevic, Dimitri | 1-3 | 0-0 | 2-3 | 4 | 2 | 4 | 2 | 3 | 0 | 0 | 23 |
| Hill, Addison | 0-0 | 0-0 | 0-0 | 1 | 0 | 0 | 1 | 1 | 0 | 0 | 6 |
| Totals | 21-59 | 2-17 | 10-19 | 37 | 22 | 54 | 7 | 21 | 4 | 8 | 200 |
| FG% | 1st Half: 10-29 34.5% | | 2nd Half: 11-30 36.7% | | Game: 35.6% | | | | | | |
| 3FG% | 1st Half: 1-10 10.0% | | 2nd Half: 1-7 14.3% | | Game: 11.8% | | | | | | |
| FT% | 1st Half: 3-8 37.5% | | 2nd Half: 7-11 63.6% | | Game: 52.6% | | | | | | |

GEORGIA TECH (2-1)

| Player | FG-A | 3P-A | FT-A | Reb | PF | Pts | A | TO | Bk | S | MIN |
|---------------------|-----------------|-------|-----------------|-------|-------------|-----|----|----|----|----|-----|
| Wright, Moses* | 2-6 | 1-1 | 1-3 | 6 | 1 | 6 | 0 | 2 | 1 | 0 | 16 |
| Gueye, Abdoulaye* | 3-6 | 0-1 | 0-0 | 4 | 3 | 6 | 1 | 2 | 0 | 3 | 21 |
| Phillips, Shembari* | 2-4 | 1-2 | 0-0 | 0 | 1 | 5 | 2 | 1 | 0 | 1 | 17 |
| Alvarado, Jose* | 4-7 | 1-3 | 0-0 | 4 | 1 | 9 | 6 | 3 | 1 | 3 | 27 |
| Haywood II, Curtis* | 5-9 | 3-5 | 5-6 | 3 | 0 | 18 | 0 | 1 | 0 | 2 | 20 |
| Devoe, Michael | 4-4 | 2-2 | 3-4 | 1 | 3 | 13 | 0 | 2 | 0 | 4 | 28 |
| Banks III, James | 1-5 | 0-0 | 3-4 | 6 | 4 | 5 | 1 | 0 | 3 | 0 | 16 |
| Alston, Brandon | 3-6 | 1-1 | 2-2 | 3 | 0 | 9 | 1 | 2 | 0 | 0 | 21 |
| Jester, Evan | 0-0 | 0-0 | 0-0 | 0 | 0 | 0 | 0 | 1 | 0 | 0 | 2 |
| Moore, Khalid | 1-1 | 0-0 | 2-4 | 1 | 1 | 4 | 1 | 2 | 0 | 0 | 9 |
| Ogbonada, Sylvester | 1-3 | 0-0 | 0-0 | 3 | 1 | 2 | 0 | 1 | 0 | 0 | 7 |
| Scharaf, Avi | 0-0 | 0-0 | 0-0 | 0 | 1 | 0 | 0 | 0 | 0 | 0 | 11 |
| Sjolund, Kristian | 0-2 | 0-2 | 2-2 | 3 | 0 | 2 | 0 | 1 | 0 | 0 | 3 |
| Medlock, Shaheed | 0-0 | 0-0 | 0-0 | 0 | 0 | 0 | 0 | 0 | 0 | 0 | 1 |
| Rice, Malachi | 0-0 | 0-0 | 0-0 | 0 | 1 | 0 | 0 | 0 | 0 | 0 | 0 |
| Totals | 26-53 | 9-17 | 18-25 | 37 | 17 | 79 | 12 | 18 | 5 | 13 | 200 |
| FG% | 1st Half: 14.29 | 48.3% | 2nd Half: 12.24 | 50.0% | Game: 49.1% | | | | | | |
| FT% | 1st Half: 5-10 | 50.0% | 2nd Half: 4-7 | 57.1% | Game: 52.9% | | | | | | |
| 3P% | 1st Half: 7-11 | 63.6% | 2nd Half: 11-14 | 78.6% | Game: 72.0% | | | | | | |

2018-19 GAME SUMMARIES

GAME 4

Georgia Tech 72, UT Rio Grande Valley 44

Nov. 21, 2018 • McCamish Pavilion

Georgia Tech raced out to a 31-point halftime lead en route to a 72-44 victory over UT Rio Grande Valley.

Georgia Tech (3-1) shot 53.8 percent from the field (14-of-26), including a 50-percent mark from three-point range (5-of-10), and limited UTRGV (3-3) to just 8.3-percent shooting (2-of-24) in the first half to take a commanding 42-11 halftime lead. The Vaqueros' 11 points were the fewest Tech has ever surrendered in an opening half and the second-fewest that the Yellow Jackets have allowed in any half in the modern era (1949-present).

The Jackets extended the lead to as large as 35 points early in the second period.

Freshman Michael Devoe led Georgia Tech with 14 points. Jose Alvarado added 13 points and Moses Wright chipped in with 11 to round out three Yellow Jackets in double-figures.

UTRGV (3-3)

| Player | FG-A | 3P-A | FT-A | Reb | PF | Pts | A | TO | Bk | S | MIN |
|--------------------|----------------------|-------------|-----------------------|-----------|-------------|-----------|-----------|-----------|----------|----------|------------|
| Hainna, Solomon* | 2-2 | 1-1 | 3-8 | 1 | 2 | 8 | 0 | 1 | 0 | 0 | 20 |
| Winn III, Terry* | 3-7 | 0-0 | 1-2 | 2 | 2 | 7 | 2 | 2 | 0 | 1 | 23 |
| Varner II, Lesley* | 2-10 | 1-3 | 6-13 | 7 | 1 | 11 | 1 | 2 | 0 | 0 | 27 |
| Bowie II, Greg* | 0-2 | 0-1 | 0-0 | 3 | 1 | 0 | 1 | 3 | 0 | 0 | 21 |
| Levi, Javon* | 1-4 | 0-2 | 0-0 | 4 | 4 | 2 | 3 | 1 | 0 | 0 | 24 |
| Omogorac, Johnny | 2-5 | 0-1 | 0-0 | 6 | 4 | 4 | 1 | 1 | 0 | 0 | 19 |
| Fontaine, Isaiah | 0-1 | 0-0 | 0-2 | 5 | 4 | 0 | 0 | 2 | 1 | 0 | 17 |
| Jackson, Jordan | 0-4 | 0-2 | 3-4 | 6 | 4 | 3 | 0 | 2 | 0 | 0 | 19 |
| Smith, Tyson | 2-13 | 2-9 | 2-2 | 4 | 4 | 8 | 0 | 2 | 0 | 3 | 22 |
| Williams, Marlon | 0-5 | 0-3 | 1-2 | 0 | 0 | 1 | 2 | 0 | 0 | 1 | 9 |
| Totals | 12-53 | 4-22 | 16-33 | 41 | 26 | 44 | 10 | 16 | 1 | 5 | 200 |
| FG% | 1st Half: 2-24 8.3% | | 2nd Half: 10-29 34.5% | | Game: 22.6% | | | | | | |
| 3FG% | 1st Half: 1-11 9.1% | | 2nd Half: 3-11 27.3% | | Game: 18.2% | | | | | | |
| FT% | 1st Half: 6-16 37.5% | | 2nd Half: 10-17 58.8% | | Game: 48.5% | | | | | | |

GEORGIA TECH (3-1)

| Player | FG-A | 3P-A | FT-A | Reb | PF | Pts | A | TO | Bk | S | MIN |
|---------------------|-----------------------|-------------|-----------------------|-----------|-------------|-----------|-----------|-----------|----------|-----------|------------|
| Wright, Moses* | 5-8 | 0-0 | 1-4 | 4 | 1 | 11 | 1 | 0 | 1 | 0 | 23 |
| Gueye, Abdoulaye* | 2-5 | 0-0 | 4-4 | 4 | 1 | 8 | 0 | 0 | 1 | 3 | 20 |
| Phillips, Shembari* | 2-5 | 0-3 | 2-2 | 0 | 2 | 6 | 0 | 1 | 0 | 0 | 21 |
| Alston, Brandon* | 3-5 | 0-1 | 3-4 | 2 | 2 | 9 | 0 | 2 | 0 | 0 | 26 |
| Haywood II, Curtis* | 2-4 | 2-4 | 1-2 | 7 | 2 | 7 | 6 | 1 | 0 | 4 | 26 |
| Devoe, Michael | 3-8 | 1-5 | 7-8 | 2 | 2 | 14 | 5 | 1 | 1 | 3 | 21 |
| Banks III, James | 1-2 | 0-0 | 0-0 | 8 | 2 | 2 | 1 | 4 | 3 | 0 | 19 |
| Alvarado, Jose | 3-8 | 3-6 | 3-6 | 3 | 3 | 12 | 3 | 1 | 0 | 2 | 19 |
| Jester, Evan | 0-0 | 0-0 | 0-2 | 1 | 0 | 0 | 0 | 0 | 0 | 0 | 1 |
| Moore, Khalid | 0-1 | 0-0 | 0-0 | 4 | 2 | 0 | 0 | 0 | 0 | 0 | 12 |
| Ogbonada, Sylvester | 1-2 | 0-0 | 1-3 | 1 | 2 | 3 | 0 | 0 | 0 | 0 | 5 |
| Schafar, Avi | 0-0 | 0-0 | 0-0 | 2 | 0 | 0 | 0 | 0 | 0 | 0 | 1 |
| Sjolund, Kristian | 0-2 | 0-2 | 0-0 | 1 | 2 | 0 | 0 | 1 | 0 | 0 | 5 |
| Rice, Malachi | 0-1 | 0-0 | 0-0 | 0 | 0 | 0 | 0 | 0 | 0 | 0 | 1 |
| Totals | 22-51 | 6-21 | 22-35 | 42 | 21 | 72 | 16 | 11 | 6 | 12 | 200 |
| FG% | 1st Half: 14-26 53.8% | | 2nd Half: 8-25 32.0% | | Game: 43.1% | | | | | | |
| 3FG% | 1st Half: 5-10 50.0% | | 2nd Half: 1-11 9.1% | | Game: 28.6% | | | | | | |
| FT% | 1st Half: 9-10 90.0% | | 2nd Half: 13-25 52.0% | | Game: 62.9% | | | | | | |

| Score by Periods | 1st | 2nd | Total |
|------------------|-----|-----|-------|
| UTRGV | 11 | 33 | 44 |
| Georgia Tech | 42 | 30 | 72 |

Officials: A.J. Desai, Jerry Heater, Mark Schnur

Technical fouls: UTRGV-Jackson, Jordan.

Attendance: 4175

Points in the paint-UTRGV 16,GT 30. Points off turnovers-UTRGV 4,GT 24.

2nd chance points-UTRGV 9,GT 5. Fast break points-UTRGV 3,GT 19.

Bench points-UTRGV 16,GT 31. Score tied 0 times. Lead changed 0 times.

Last FG-UTRGV 2nd-04:38, GT 2nd-01:39.

Largest lead-UTRGV None, GT by 35 2nd-17:40.

UTRGV led for 00:00. GT led for 38:36. Game was tied for 01:24.

GAME 5

Georgia Tech 65, Prairie View A&M 54

Nov. 23, 2018 • McCamish Pavilion

Georgia Tech used an 11-0 run in the second half to take its first lead of the game and held off pesky Prairie View A&M (1-6) for a 65-54 victory on Black Friday.

Tech (4-1), which had trailed throughout the game, found itself down by eight points (41-33) with 14:16 remaining in the contest. However, the Yellow Jackets scored the game's next 11 points, nine of which came from sophomore Jose Alvarado, to take 44-41 advantage. From there, the Jackets never trailed again, as they closed the game on a 32-13 run to seal the victory.

Alvarado led Tech with 15 points and a game-high six assists. Brandon Alston and Curtis Haywood II added 14 and 10 points, respectively, to round out three Yellow Jackets in double-figures. All 15 of Alvarado's points came in the second half while Alston scored 13 of his 14 after the break.

James Banks III chipped in with nine rebounds and three blocked shots.

Prairie View's Gary Blackston led all scorers with 19 points and grabbed nine rebounds.

PRAIRIE VIEW A&M (1-6)

| Player | FG-A | 3P-A | FT-A | Reb | PF | Pts | A | TO | Bk | S | MIN |
|---------------------|-----------------------|-------------|----------------------|-----------|-------------|-----------|----------|-----------|----------|----------|------------|
| Ellis, Jwin* | 0-0 | 0-0 | 0-0 | 1 | 3 | 0 | 0 | 0 | 0 | 0 | 12 |
| Patterson, Devonte* | 6-13 | 2-5 | 2-3 | 2 | 4 | 16 | 0 | 3 | 0 | 2 | 34 |
| Johnson, Taishun* | 1-5 | 0-1 | 4-5 | 4 | 1 | 6 | 2 | 2 | 0 | 1 | 34 |
| Blackston, Gary* | 6-15 | 0-3 | 7-8 | 9 | 4 | 19 | 2 | 2 | 0 | 1 | 34 |
| Andrus, Gerard* | 2-5 | 0-0 | 0-0 | 4 | 1 | 4 | 4 | 2 | 0 | 0 | 30 |
| Ellis, Chancellor | 3-8 | 3-7 | 0-0 | 0 | 3 | 9 | 0 | 1 | 0 | 0 | 21 |
| Williams, Darius | 0-2 | 0-2 | 0-0 | 1 | 1 | 0 | 0 | 1 | 0 | 0 | 15 |
| Singleton, Tyler | 0-0 | 0-0 | 0-0 | 1 | 0 | 0 | 0 | 1 | 0 | 0 | 6 |
| Sneed, Leon | 0-0 | 0-0 | 0-0 | 1 | 1 | 0 | 0 | 1 | 0 | 1 | 11 |
| Williams, Faite | 0-0 | 0-0 | 0-0 | 1 | 1 | 0 | 0 | 1 | 0 | 0 | 3 |
| Totals | 18-48 | 5-18 | 13-16 | 29 | 19 | 54 | 8 | 15 | 0 | 5 | 200 |
| FG% | 1st Half: 10-24 41.7% | | 2nd Half: 8-24 33.3% | | Game: 37.5% | | | | | | |
| 3FG% | 1st Half: 2-7 28.6% | | 2nd Half: 3-11 27.3% | | Game: 27.8% | | | | | | |
| FT% | 1st Half: 5-6 83.3% | | 2nd Half: 8-10 80.0% | | Game: 81.3% | | | | | | |

GEORGIA TECH (4-1)

| Player | FG-A | 3P-A | FT-A | Reb | PF | Pts | A | TO | Bk | S | MIN |
|---------------------|-----------------------|-------------|-----------------------|-----------|-------------|-----------|-----------|-----------|----------|----------|------------|
| Wright, Moses* | 2-4 | 0-1 | 0-1 | 2 | 0 | 4 | 0 | 0 | 0 | 0 | 11 |
| Gueye, Abdoulaye* | 1-4 | 0-0 | 4-4 | 5 | 3 | 6 | 2 | 3 | 0 | 0 | 24 |
| Phillips, Shembari* | 2-5 | 0-1 | 1-1 | 1 | 3 | 5 | 0 | 1 | 0 | 0 | 12 |
| Alvarado, Jose* | 6-11 | 1-5 | 2-3 | 3 | 2 | 15 | 6 | 1 | 0 | 4 | 36 |
| Haywood II, Curtis* | 4-8 | 1-5 | 1-2 | 4 | 1 | 10 | 3 | 1 | 0 | 0 | 25 |
| Devoe, Michael | 3-7 | 0-2 | 0-0 | 4 | 4 | 6 | 3 | 3 | 1 | 0 | 34 |
| Banks III, James | 2-4 | 0-0 | 1-4 | 9 | 3 | 5 | 0 | 2 | 3 | 0 | 30 |
| Alston, Brandon | 4-8 | 2-3 | 4-5 | 2 | 1 | 14 | 0 | 0 | 0 | 0 | 28 |
| Totals | 24-51 | 4-17 | 13-20 | 31 | 17 | 65 | 14 | 11 | 4 | 4 | 200 |
| FG% | 1st Half: 10-26 38.5% | | 2nd Half: 14-25 56.0% | | Game: 47.1% | | | | | | |
| 3FG% | 1st Half: 0-8 0.0% | | 2nd Half: 4-9 44.4% | | Game: 23.5% | | | | | | |
| FT% | 1st Half: 6-10 60.0% | | 2nd Half: 7-10 70.0% | | Game: 65.0% | | | | | | |

| Score by Periods | 1st | 2nd | Total |
|------------------|-----|-----|-------|
| Prairie View A&M | 27 | 27 | 54 |
| Georgia Tech | 26 | 39 | 65 |

Officials: Jamie Luckie, Tony Henderson, Tommy Morrissey

Attendance: 4306

Points in the paint-PVAMU 22,GT 36. Points off turnovers-PVAMU 10,GT 20.

2nd chance points-PVAMU 5,GT 2. Fast break points-PVAMU 6,GT 15.

Bench points-PVAMU 9,GT 25. Score tied 2 times. Lead changed 1 time.

Last FG-PVAMU 2nd-05:33, GT 2nd-01:21.

Largest lead-PVAMU by 10 1st-04:11, GT by 11 2nd-01:21.

PVAMU led for 26:54. GT led for 10:57. Game was tied for 02:09.

GAME 6

Northwestern 67, Georgia Tech 61

Nov. 28, 2018 • Evanston, Ill.

Jose Alvarado scored a career-high 24 points, helping Georgia Tech rally from a 28-point second-half deficit to just five late in the game, but the Yellow Jackets came up on the short end of a 67-61 decision to Northwestern in the ACC/Big Ten Challenge at Welsh-Ryan Arena.

James Banks notched his first double-double in a Georgia Tech uniform with 12 points and 12 rebounds in just over 26 minutes before fouling out late in the game. Ryan Taylor led Northwestern with 20 points, including four three-point field goals, while Vic Law added 14 and Dererk Pardon 12 points and 10 rebounds.

Tech (4-2), which fell to 7-11 all-time in the annual series between the two conferences, shot just 25 percent in the first half, while the Wildcats (6-1) connected on 48 percent with five three-point field goals and went into intermission ahead 40-20.

Northwestern continued its surge early in the second half, getting a pair of threes from Taylor in a 10-2 run to open a 50-22 lead.

Alvarado scored 19 of his points from there, hitting 6-of-10 shots from the floor, including two triples, and 5-of-6 from the foul line. Freshman Khalid Moore gave the Jackets 15 quality minutes and help squelch the Wildcats' Taylor defensively, allowing Tech to gradually pare down Northwestern's lead.

Tech connected on 48 percent from the floor after intermission and sliced the deficit to just seven (62-55) on a pair of Alvarado free throws at the 1:51 mark, as close as the Jackets would get until his three with two seconds left brought them within five at 66-61.

GEORGIA TECH (4-2)

| Player | FG-A | 3P-A | FT-A | Reb | PF | Pts | A | TO | Bk | S | MIN |
|---------------------|----------------------|-------------|-----------------------|-----------|-------------|-----------|----------|-----------|----------|----------|------------|
| Wright, Moses* | 0-4 | 0-0 | 1-2 | 1 | 1 | 1 | 0 | 0 | 0 | 1 | 16 |
| Gueye, Abdoulaye* | 3-5 | 0-0 | 0-2 | 3 | 2 | 6 | 0 | 2 | 0 | 0 | 15 |
| Phillips, Shembari* | 0-2 | 0-0 | 0-0 | 2 | 2 | 0 | 1 | 0 | 0 | 0 | 21 |
| Alvarado, Jose* | 7-15 | 2-5 | 8-9 | 3 | 3 | 24 | 0 | 4 | 1 | 2 | 34 |
| Haywood II, Curtis* | 1-4 | 1-3 | 0-0 | 0 | 2 | 3 | 0 | 3 | 0 | 0 | 16 |
| Devoe, Michael | 1-5 | 0-1 | 5-6 | 4 | 1 | 7 | 2 | 1 | 2 | 3 | 30 |
| Banks III, James | 6-8 | 0-0 | 0-0 | 12 | 5 | 12 | 0 | 1 | 3 | 0 | 27 |
| Alston, Brandon | 2-8 | 1-3 | 1-3 | 2 | 2 | 6 | 2 | 2 | 0 | 1 | 26 |
| Moore, Khalid | 0-2 | 0-0 | 2-2 | 3 | 3 | 2 | 3 | 0 | 0 | 2 | 15 |
| Totals | 20-53 | 4-12 | 17-24 | 33 | 21 | 61 | 8 | 14 | 6 | 9 | 200 |
| FG% | 1st Half: 6-24 25.0% | | 2nd Half: 14-29 48.3% | | Game: 37.7% | | | | | | |
| 3FG% | 1st Half: 1-3 33.3% | | 2nd Half: 3-9 33.3% | | Game: 33.3% | | | | | | |
| FT% | 1st Half: 7-13 53.8% | | 2nd Half: 10-11 90.9% | | Game: 70.8% | | | | | | |

NORTHWESTERN (6-1)

| Player | FG-A | 3P-A | FT-A | Reb | PF | Pts | A | TO | Bk | S | MIN |
|-----------------|-----------------|-------|-----------------|-------|-------------|-----|----|----|----|---|-----|
| Law, Vic* | 6-12 | 1-3 | 1-2 | 9 | 4 | 14 | 4 | 3 | 1 | 2 | 35 |
| Kopp, Miller* | 2-3 | 1-2 | 0-0 | 2 | 2 | 5 | 1 | 0 | 0 | 3 | 12 |
| Turner, A.J.* | 1-6 | 0-2 | 2-4 | 1 | 3 | 4 | 3 | 3 | 1 | 1 | 26 |
| Pardon, Dererk* | 4-10 | 0-1 | 4-6 | 10 | 4 | 12 | 2 | 3 | 0 | 0 | 30 |
| Taylor, Ryan* | 7-15 | 4-9 | 2-2 | 2 | 3 | 20 | 1 | 3 | 0 | 1 | 37 |
| Gaines, Anthony | 2-4 | 1-1 | 3-3 | 2 | 3 | 8 | 3 | 1 | 1 | 1 | 31 |
| Nance, Pete | 0-1 | 0-1 | 0-0 | 1 | 1 | 0 | 0 | 0 | 1 | 0 | 10 |
| Ash, Jordan | 0-2 | 0-1 | 0-0 | 0 | 0 | 0 | 2 | 1 | 0 | 0 | 9 |
| Benson, Barret | 1-1 | 0-0 | 2-4 | 4 | 1 | 4 | 0 | 1 | 0 | 1 | 10 |
| Totals | 23-54 | 7-20 | 14-21 | 34 | 21 | 67 | 16 | 15 | 4 | 9 | 200 |
| FG% | 1st Half: 13-27 | 48.1% | 2nd Half: 10-27 | 37.0% | Game: 42.6% | | | | | | |
| 3FG% | 1st Half: 5-11 | 45.5% | 2nd Half: 2-9 | 22.2% | Game: 35.0% | | | | | | |
| FT% | 1st Half: 9-12 | 75.0% | 2nd Half: 5-9 | 55.6% | Game: 66.7% | | | | | | |

2018-19 GAME SUMMARIES

GAME 7

St. John's 76, Georgia Tech 73

Dec. 1, 2018 • Miami, Fla.

Jose Alvarado scored 17 points to lead four Georgia Tech players in double figures, but the Yellow Jackets could not overcome a 37-point performance by St. John's guard Shamorie Ponds as the Red Storm rallied in the second half to defeat the Yellow Jackets, 76-73, in the Hoophall Miami Invitational at American Airlines Arena.

The Yellow Jackets (4-3), who dropped their second straight game, used a 14-0 first-half run and 48-percent shooting rally from a 7-point deficit to lead 38-29 at intermission. The Tech run was broken at the horn when Ponds sank a half-court shot for three points.

Undeterred, the Yellow Jackets scored nine of the first 11 points in the second half to open a 47-31 lead, and led by the same margin as late as 15:06 on Curtis Haywood's layup before the Red Storm (7-0) began to chip away.

Ponds scored 21 points over the final 15:06, and he completed the St. John's comeback with a pair of free throws at 3:31 to put the Red Storm up, 67-66. St. John's would build its lead to as much as seven at 73-66 with 26 seconds remaining before the Jackets made a final push.

James Banks III, making his first collegiate start, posted his second straight double-double with 14 points and 12 rebounds. Brandon Alston, also back in the starting lineup for the second time this season, scored 14 points with three 3-point field goals, and Moses Wright added 12 for the Yellow Jackets.

Justin Simon and L.J. Figueroa each chipped in 13 points for the Red Storm.

ST. JOHN'S (7-0)

| Player | FG-A | 3P-A | FT-A | Reb | PF | Pts | A | TO | Bk | S | MIN |
|--------------------|----------------------|-------------|-----------------------|-----------|-------------|-----------|----------|----------|----------|----------|------------|
| Clark II, Marvin* | 0-2 | 0-1 | 3-4 | 6 | 5 | 3 | 1 | 0 | 0 | 1 | 24 |
| Ponds, Shamorie* | 10-18 | 4-7 | 13-15 | 5 | 3 | 37 | 1 | 2 | 0 | 3 | 37 |
| Simon, Justin* | 3-8 | 0-0 | 7-9 | 7 | 1 | 13 | 1 | 0 | 0 | 1 | 36 |
| Heron, Mustapha* | 3-10 | 1-1 | 1-2 | 6 | 2 | 8 | 3 | 2 | 0 | 0 | 38 |
| Figueroa, L.J.* | 5-15 | 0-6 | 3-5 | 2 | 3 | 13 | 1 | 0 | 0 | 1 | 34 |
| Dixon, Mikey | 1-3 | 0-2 | 0-0 | 1 | 4 | 2 | 1 | 0 | 0 | 0 | 23 |
| Trimble Jr., Bryan | 0-2 | 0-2 | 0-0 | 1 | 4 | 0 | 0 | 1 | 0 | 0 | 8 |
| Totals | 22-58 | 5-19 | 27-35 | 30 | 22 | 76 | 8 | 5 | 0 | 6 | 200 |
| FG% | 1st Half: 9-30 30.0% | | 2nd Half: 13-28 46.4% | | Game: 37.9% | | | | | | |
| 3FG% | 1st Half: 3-10 30.0% | | 2nd Half: 2-9 22.2% | | Game: 26.3% | | | | | | |
| FT% | 1st Half: 8-9 88.9% | | 2nd Half: 19-26 73.1% | | Game: 77.1% | | | | | | |

GEORGIA TECH (4-3)

| Player | FG-A | 3P-A | FT-A | Reb | PF | Pts | A | TO | Bk | S | MIN |
|---------------------|-----------------------|-------------|-----------------------|-----------|-------------|-----------|-----------|-----------|----------|----------|------------|
| Banks III, James* | 5-5 | 0-0 | 4-6 | 12 | 2 | 14 | 1 | 3 | 1 | 0 | 33 |
| Wright, Moses* | 5-8 | 0-2 | 2-2 | 3 | 2 | 12 | 0 | 1 | 0 | 1 | 25 |
| Alston, Brandon* | 4-8 | 3-4 | 3-3 | 4 | 3 | 14 | 2 | 4 | 1 | 1 | 27 |
| Alvarado, Jose* | 5-15 | 0-6 | 7-8 | 3 | 4 | 17 | 4 | 2 | 0 | 1 | 38 |
| Haywood II, Curtis* | 2-7 | 0-4 | 1-1 | 1 | 3 | 5 | 1 | 1 | 0 | 0 | 21 |
| Devoue, Michael | 2-6 | 1-4 | 0-0 | 2 | 5 | 5 | 1 | 1 | 1 | 0 | 26 |
| Phillips, Shembari | 0-1 | 0-1 | 0-0 | 4 | 0 | 0 | 0 | 1 | 1 | 0 | 8 |
| Moore, Khalid | 1-2 | 0-0 | 4-4 | 1 | 4 | 6 | 2 | 0 | 0 | 1 | 15 |
| Gueye, Abdoulaye | 0-1 | 0-0 | 0-0 | 3 | 1 | 0 | 1 | 1 | 1 | 0 | 7 |
| Totals | 24-53 | 4-21 | 21-24 | 35 | 25 | 73 | 12 | 16 | 5 | 4 | 200 |
| FG% | 1st Half: 12-25 48.0% | | 2nd Half: 12-28 42.9% | | Game: 45.3% | | | | | | |
| 3FG% | 1st Half: 2-8 25.0% | | 2nd Half: 2-13 15.4% | | Game: 19.0% | | | | | | |
| FT% | 1st Half: 12-14 85.7% | | 2nd Half: 9-10 90.0% | | Game: 87.5% | | | | | | |

| Score by Periods | 1st | 2nd | Total |
|------------------|-----|-----|-------|
| St. John's | 29 | 47 | 76 |
| Georgia Tech | 38 | 35 | 73 |

Officials: Bill Covington, Les Jones, Tom Morrissey
Technical fouls: St. John's-Ponds; TEAM. Georgia Tech-Alvarado
Attendance: 5749
Points in the paint-SJU 28, GT 38. Points off turnovers-SJU 13, GT 7.
2nd chance points-SJU 10, GT 8. Fast break points-SJU 11, GT 12.
Bench points-SJU 2, GT 11. Score tied-2 times. Lead changed-3 times.
Last FG-SJU 2nd-02:18, GT 2nd-00:09.
Largest lead-SJU by 8 1st-11:54, GT by 16 2nd-16:51.
SJU led for 15:39. GT led for 23:30. Game was tied for 00:51.

GAME 8

Georgia Tech 73, Florida A&M 40

Dec. 9, 2018 • McCamish Pavilion

Hot-shooting Georgia Tech led from start to finish, downing visiting Florida A&M 73-40 following an eight-day break.

The Yellow Jackets (5-3) dispatched the Rattlers (3-8) early on with a blistering start, shooting nearly 70 percent from the field through the first 15 minutes and 60.9 for the half overall (14-of-23). Once in the driver's seat, Tech capitalized off of 25 forced turnovers for 31 points, while only committing 18 itself for 10 points.

Individually, Georgia Tech was led by Brandon Alston, who turned in 15 points on 5-of-8 shooting, including 4-for-4 at the line, while freshman Khalid Moore used 10 first-half points to finish with a career-high 14 on the day.

Florida A&M failed to have a single player reach double-digit scoring on the day, with Rod Melton, Jr. finishing with nine points and Kamron Reaves scoring six.

FLORIDA A&M (3-8)

| Player | FG-A | 3P-A | FT-A | Reb | PF | Pts | A | TO | Bk | S | MIN |
|--------------------|----------------------|-------------|-----------------------|-----------|-------------|-----------|----------|-----------|----------|-----------|------------|
| Umezuike, Ifeanyi* | 3-7 | 0-0 | 0-1 | 8 | 4 | 6 | 0 | 2 | 1 | 0 | 36 |
| Jones, D.J.* | 0-3 | 0-0 | 0-0 | 2 | 4 | 0 | 0 | 0 | 0 | 0 | 13 |
| Randolph, M.J.* | 1-3 | 0-0 | 3-6 | 4 | 1 | 5 | 1 | 2 | 0 | 0 | 19 |
| Melton, Rod* | 3-9 | 0-2 | 3-3 | 2 | 1 | 9 | 0 | 6 | 0 | 0 | 21 |
| Ravenel, Justin* | 1-6 | 1-3 | 0-0 | 0 | 2 | 3 | 0 | 1 | 0 | 1 | 28 |
| Reaves, Kamron | 3-6 | 0-2 | 0-1 | 2 | 3 | 6 | 2 | 4 | 0 | 1 | 23 |
| Core, Nasir | 1-3 | 0-1 | 0-0 | 1 | 2 | 2 | 0 | 2 | 0 | 2 | 8 |
| Anderson, Richard | 1-5 | 0-2 | 0-0 | 0 | 3 | 2 | 3 | 2 | 0 | 3 | 22 |
| Moragne, Bryce | 3-4 | 1-1 | 0-0 | 4 | 1 | 7 | 0 | 3 | 0 | 4 | 30 |
| Totals | 16-46 | 2-11 | 6-11 | 26 | 21 | 40 | 6 | 25 | 1 | 11 | 200 |
| FG% | 1st Half: 6-21 28.6% | | 2nd Half: 10-25 40.0% | | Game: 34.8% | | | | | | |
| 3FG% | 1st Half: 0-3 0.0% | | 2nd Half: 2-8 25.0% | | Game: 18.2% | | | | | | |
| FT% | 1st Half: 1-2 50.0% | | 2nd Half: 5-9 55.6% | | Game: 54.5% | | | | | | |

GEORGIA TECH (5-3)

| Player | FG-A | 3P-A | FT-A | Reb | PF | Pts | A | TO | Bk | S | MIN |
|---------------------|-----------------------|-------------|-----------------------|-----------|-------------|-----------|-----------|-----------|----------|-----------|------------|
| Wright, Moses* | 2-4 | 0-1 | 1-2 | 4 | 2 | 5 | 0 | 2 | 0 | 1 | 17 |
| Banks III, James* | 1-4 | 0-0 | 4-6 | 4 | 2 | 6 | 5 | 1 | 4 | 1 | 27 |
| Alston, Brandon* | 5-8 | 1-3 | 4-4 | 3 | 3 | 15 | 1 | 1 | 0 | 2 | 25 |
| Alvarado, Jose* | 2-5 | 0-2 | 0-0 | 2 | 2 | 4 | 1 | 2 | 0 | 1 | 20 |
| Haywood II, Curtis* | 3-4 | 1-2 | 0-1 | 3 | 0 | 7 | 2 | 0 | 0 | 1 | 21 |
| Devoue, Michael | 3-6 | 1-2 | 1-1 | 2 | 1 | 8 | 3 | 1 | 0 | 4 | 23 |
| Phillips, Shembari | 1-2 | 0-1 | 3-4 | 4 | 1 | 5 | 0 | 6 | 0 | 0 | 15 |
| Cole, Evan | 0-2 | 0-0 | 4-4 | 0 | 0 | 4 | 0 | 1 | 1 | 0 | 8 |
| Moore, Khalid | 6-6 | 2-2 | 0-0 | 3 | 0 | 14 | 0 | 1 | 1 | 2 | 18 |
| Ogbonada, Sylvester | 1-1 | 0-0 | 0-0 | 0 | 0 | 2 | 0 | 0 | 0 | 0 | 4 |
| Gueye, Abdoulaye | 0-1 | 0-0 | 0-0 | 1 | 1 | 0 | 1 | 1 | 1 | 0 | 13 |
| Sjofund, Kristian | 1-3 | 1-2 | 0-0 | 1 | 2 | 3 | 0 | 2 | 0 | 0 | 9 |
| Totals | 25-46 | 6-15 | 17-22 | 31 | 14 | 73 | 13 | 18 | 7 | 12 | 200 |
| FG% | 1st Half: 14-23 60.9% | | 2nd Half: 11-23 47.8% | | Game: 54.3% | | | | | | |
| 3FG% | 1st Half: 3-6 50.0% | | 2nd Half: 3-9 33.3% | | Game: 40.0% | | | | | | |
| FT% | 1st Half: 5-8 62.5% | | 2nd Half: 12-14 85.7% | | Game: 77.3% | | | | | | |

| Score by Periods | 1st | 2nd | Total |
|------------------|-----|-----|-------|
| Florida A&M | 13 | 27 | 40 |
| Georgia Tech | 36 | 37 | 73 |

Officials: Ron Groover, Les Jones, Tony Chiazza
Attendance: 4951
Points in the paint-FAMU 16, GT 32. Points off turnovers-FAMU 10, GT 31.
2nd chance points-FAMU 6, GT 7. Fast break points-FAMU 11, GT 17.
Bench points-FAMU 17, GT 36. Score tied-1 time. Lead changed-0 times.
Last FG-FAMU 2nd-00:12, GT 2nd-00:21.
Largest lead-FAMU None, GT by 35 2nd-00:21.
FAMU led for 00:00. GT led for 37:46. Game was tied for 02:14.

GAME 9

Gardner-Webb 79, Georgia Tech 69

Dec. 17, 2018 • McCamish Pavilion

Gardner-Webb got off to a fast start and shot 60 percent in the opening half, and finished at 52.5 percent for the game as the Runnin' Bulldogs outlasted Georgia Tech 79-69.

The Yellow Jackets (5-4) struggled early with Gardner-Webb's presence in the paint as GWU won the post battle at a 48-36 advantage, getting a game-high 25 points from center DJ Laster, who hit 12 of 20 shots from the floor. The Runnin' Bulldogs (8-5) also outscored Tech 20-8 off the bench to help neutralize Tech's fast-break advantage (19-9).

Gardner-Webb's three-point shooters were relatively quiet compared to their season performance, but the Bulldogs still hit 6 of 15 tries. Jose Perez (12 points), David Efanayi (12) and Jaheam Cornwell (10) also finished in double digits for the Bulldogs and combined to hit 4 of 7 three-point attempts.

It was a career-high night for James Banks III, who led Georgia Tech as he finished with 22 points and 12 rebounds for his third double-double of the season. Right behind him was Jose Alvarado, who finished with 19 points, and Curtis Haywood II, who hit four first-half threes and finished with 12 points.

GARDNER-WEBB (8-5)

| Player | FG-A | 3P-A | FT-A | Reb | PF | Pts | A | TO | Bk | S | MIN |
|--------------------|-----------------------|-------------|-----------------------|-----------|-------------|-----------|-----------|----------|----------|----------|------------|
| Laster, D.J.* | 12-20 | 0-3 | 1-2 | 9 | 1 | 25 | 1 | 0 | 1 | 1 | 31 |
| Turner, Christian* | 2-2 | 0-0 | 0-0 | 5 | 0 | 4 | 1 | 1 | 0 | 3 | 22 |
| Perez, Jose* | 3-8 | 1-2 | 5-7 | 4 | 0 | 12 | 8 | 3 | 0 | 0 | 30 |
| Johnson, Nate* | 2-3 | 2-3 | 0-0 | 3 | 1 | 6 | 2 | 0 | 0 | 2 | 33 |
| Efanayi, David* | 3-11 | 2-4 | 4-5 | 2 | 2 | 12 | 5 | 0 | 0 | 0 | 35 |
| Cornwall, Jaheam | 4-5 | 1-1 | 1-1 | 1 | 2 | 10 | 1 | 3 | 0 | 0 | 19 |
| Jamison, Eric | 3-5 | 0-0 | 0-0 | 1 | 2 | 6 | 0 | 1 | 0 | 0 | 16 |
| Jenkins, Justin | 0-1 | 0-1 | 0-0 | 2 | 0 | 0 | 0 | 0 | 0 | 0 | 5 |
| Dufael, Ludovic | 2-4 | 0-1 | 0-0 | 2 | 2 | 4 | 1 | 0 | 0 | 1 | 9 |
| Totals | 31-59 | 6-15 | 11-15 | 33 | 10 | 79 | 19 | 9 | 1 | 7 | 200 |
| FG% | 1st Half: 18-30 60.0% | | 2nd Half: 13-29 44.8% | | Game: 52.5% | | | | | | |
| 3FG% | 1st Half: 3-8 37.5% | | 2nd Half: 3-7 42.9% | | Game: 40.0% | | | | | | |
| FT% | 1st Half: 6-7 85.7% | | 2nd Half: 5-8 62.5% | | Game: 73.3% | | | | | | |

GEORGIA TECH (5-4)

| Player | FG-A | 3P-A | FT-A | Reb | PF | Pts | A | TO | Bk | S | MIN |
|---------------------|-----------------------|------|-----------------------|-----|-------------|-----|----|----|----|---|-----|
| Wright, Moses* | 2-8 | 0-1 | 0-0 | 5 | 1 | 4 | 1 | 0 | 1 | 0 | 18 |
| Banks III, James* | 10-14 | 0-0 | 2-5 | 12 | 2 | 22 | 0 | 4 | 1 | 2 | 34 |
| Alston, Brandon* | 2-9 | 0-3 | 0-0 | 3 | 4 | 4 | 5 | 2 | 1 | 1 | 36 |
| Alvarado, Jose* | 8-16 | 2-9 | 1-1 | 3 | 4 | 19 | 1 | 2 | 0 | 1 | 40 |
| Haywood II, Curtis* | 4-8 | 4-8 | 0-0 | 1 | 0 | 12 | 1 | 0 | 0 | 0 | 25 |
| Devoue, Michael | 0-5 | 0-2 | 2-2 | 6 | 2 | 2 | 4 | 2 | 1 | 1 | 27 |
| Phillips, Shembari | 0-0 | 0-0 | 0-0 | 0 | 1 | 0 | 0 | 0 | 0 | 0 | 1 |
| Cole, Evan | 0-0 | 0-0 | 0-0 | 1 | 0 | 0 | 0 | 0 | 0 | 0 | 3 |
| Moore, Khalid | 2-2 | 0-0 | 2-2 | 1 | 1 | 6 | 1 | 1 | 0 | 0 | 11 |
| Gueye, Abdoulaye | 0-1 | 0-0 | 0-0 | 0 | 0 | 0 | 0 | 0 | 0 | 0 | 5 |
| Totals | 28-63 | 6-23 | 7-10 | 34 | 15 | 69 | 13 | 12 | 4 | 5 | 200 |
| FG% | 1st Half: 15-28 53.6% | | 2nd Half: 13-35 37.1% | | Game: 44.4% | | | | | | |
| 3FG% | 1st Half: 6-12 50.0% | | 2nd Half: 0-11 0.0% | | Game: 26.1% | | | | | | |
| FT% | 1st Half: 2-2 100% | | 2nd Half: 5-8 62.5% | | Game: 70.0% | | | | | | |

2018-19 GAME SUMMARIES

GAME 10

Georgia Tech 69, Arkansas 65

Dec. 19, 2018 • Fayetteville, Ark.

Jose Alvarado scored a game-high 20 points to lead for Georgia Tech players in double figures, and the Yellow Jackets outscored Arkansas 10-5 over the final 1:47 to capture a 69-65 victory over the Razorbacks at Bud Walton Arena.

James Banks III scored 14 points and grabbed 14 rebounds for his fourth double-double in five games for Tech (6-4), which rebounded from a disappointing home loss to Gardner-Webb Monday night. Freshmen Michael Devoe and Khalid Moore, each making their first collegiate starts for the Jackets, added 11 and 10 points, respectively.

Tech coach Josh Pastner inserted the two freshmen in the starting lineup hoping Tech could shake its recent slow starts. The play worked as the Yellow Jackets started the game on a 15-4 run, each scoring one basket while Alvarado scored his first three baskets of the night.

The homestanding Razorbacks recovered, connecting on six three-point field goals, three from Mason Jones, to take a 32-31 lead into intermission.

The lead went back and forth for most of the second half, with Arkansas taking their final lead at 60-59 on a three from Isaiah Joe.

Tech got the lead back for good on a pair of free throws from Banks, and the Jackets made it 65-60 on a fast break layup from Alvarado and a pair of free throws from Devoe. Moore helped seal the win with four free throws in the final 36 seconds.

GEORGIA TECH (6-4)

| Player | FG-A | 3P-A | FT-A | Reb | PF | Pts | A | TO | Bk | S | MIN |
|--------------------|-----------------------|-------------|-----------------------|-----------|-------------|-----------|-----------|-----------|----------|----------|------------|
| Wright, Moses* | 1-6 | 0-1 | 2-4 | 4 | 0 | 4 | 1 | 0 | 1 | 0 | 17 |
| Moore, Khalid* | 3-7 | 0-1 | 4-6 | 3 | 2 | 10 | 3 | 1 | 0 | 0 | 34 |
| Banks III, James* | 5-7 | 0-0 | 4-4 | 14 | 3 | 14 | 3 | 4 | 5 | 1 | 34 |
| Devoe, Michael* | 3-10 | 1-4 | 4-5 | 3 | 1 | 11 | 2 | 2 | 0 | 2 | 33 |
| Alvarado, Jose* | 9-15 | 2-5 | 0-1 | 9 | 1 | 20 | 1 | 4 | 0 | 2 | 40 |
| Alston, Brandon | 1-2 | 0-1 | 0-0 | 0 | 3 | 2 | 1 | 4 | 0 | 0 | 17 |
| Haywood II, Curtis | 2-6 | 2-5 | 0-0 | 2 | 5 | 6 | 3 | 3 | 0 | 2 | 19 |
| Gueye, Abdoulaye | 1-2 | 0-0 | 0-0 | 2 | 1 | 2 | 0 | 0 | 0 | 1 | 6 |
| Totals | 25-55 | 5-17 | 14-20 | 43 | 16 | 69 | 14 | 20 | 6 | 8 | 200 |
| FG% | 1st Half: 13-31 41.9% | | 2nd Half: 12-24 50.0% | | Game: 45.5% | | | | | | |
| 3FG% | 1st Half: 1-8 12.5% | | 2nd Half: 4-9 44.4% | | Game: 29.4% | | | | | | |
| FT% | 1st Half: 4-7 57.1% | | 2nd Half: 10-13 76.9% | | Game: 70.0% | | | | | | |

ARKANSAS (7-3)

| Player | FG-A | 3P-A | FT-A | Reb | PF | Pts | A | TO | Bk | S | MIN |
|-------------------|-----------------------|--------------|-----------------------|-----------|-------------|-----------|-----------|-----------|----------|----------|------------|
| Bailey, Adrio* | 0-4 | 0-0 | 0-0 | 2 | 1 | 0 | 0 | 1 | 0 | 1 | 11 |
| Gafford, Daniel* | 6-9 | 0-0 | 2-4 | 8 | 5 | 14 | 3 | 3 | 3 | 1 | 32 |
| Joe, Isaiah* | 5-17 | 3-12 | 0-0 | 3 | 0 | 13 | 3 | 2 | 0 | 0 | 31 |
| Harris, Jalen* | 3-7 | 0-3 | 1-1 | 3 | 4 | 7 | 4 | 2 | 0 | 1 | 31 |
| Jones, Mason* | 5-15 | 5-13 | 2-2 | 6 | 1 | 17 | 5 | 2 | 0 | 2 | 35 |
| Sills, Desi | 2-3 | 2-2 | 0-0 | 2 | 1 | 6 | 0 | 3 | 0 | 0 | 11 |
| Embery-Simpson, K | 0-2 | 0-2 | 0-0 | 0 | 1 | 0 | 0 | 2 | 0 | 1 | 12 |
| Osabuchien, Gabe | 0-0 | 0-0 | 2-2 | 2 | 2 | 2 | 0 | 0 | 0 | 0 | 10 |
| Chaney, Reggie | 3-6 | 0-0 | 0-0 | 4 | 2 | 6 | 1 | 1 | 3 | 1 | 27 |
| Totals | 24-63 | 10-32 | 7-9 | 31 | 17 | 65 | 16 | 16 | 6 | 7 | 200 |
| FG% | 1st Half: 11-25 44.0% | | 2nd Half: 13-38 34.2% | | Game: 38.1% | | | | | | |
| 3FG% | 1st Half: 6-17 35.3% | | 2nd Half: 4-15 26.7% | | Game: 31.3% | | | | | | |
| FT% | 1st Half: 4-6 66.7% | | 2nd Half: 3-3 100% | | Game: 77.8% | | | | | | |

| Score by Periods | 1st | 2nd | Total |
|------------------|-----|-----|-------|
| Georgia Tech | 31 | 38 | 69 |
| Arkansas | 32 | 33 | 65 |

Officials: Tony Greene, Bart Lenox, Steven Anderson

Attendance: 14368

Fouled Out Georgia Tech: #13, Haywood (0:39.9 2H)

Fouled Out Arkansas: #10, Gafford (0:36.9 2H)

Points in the paint-GT 30,ARK 26. Points off turnovers-GT 13,ARK 23.

2nd chance points-GT 15,ARK 3. Fast break points-GT 11,ARK 11.

Bench points-GT 10,ARK 14. Score tied-5 times. Lead changed-11 times.

Last FG-GT 2nd-01:30, ARK 2nd-00:05.

Largest lead-GT by 11 1st-14:37, ARK by 5 2nd-13:29.

GT led for 23:38, ARK led for 11:45. Game was tied for 04:37.

GAME 11

Georgia 70, Georgia Tech 59

Dec. 22, 2018 • McCamish Pavilion

Michael Devoe finished with a team-high 14 points to match his career-high and lead three Yellow Jackets in double figures, but Georgia Tech dropped a 70-59 decision to Georgia.

Shooting struggles plagued both teams in the early going as both teams were shooting under 30 percent through the third media timeout. After Georgia pulled out with a 12-5 edge, Abdoulaye Gueye connected on a hook shot and Jose Alvarado went coast-to-coast on a steal to pull the Jackets within one possession, 12-9, with 9:02 to play in the half. The Bulldogs capitalized on a 13-0 run to pull away with a 25-9 lead and carried a 29-19 advantage into halftime.

Georgia Tech opened the second half with a 13-5 run that pulled the Yellow Jackets within two, 34-32, and just over a minute later, Curtis Haywood II hit Tech's first three-pointer of the contest, setting up a 40-36 tally with 13:19 to play. Despite UGA rebuilding a 10-point advantage, the Jackets crawled back within a possession on an old-fashioned three-point play from Brandon Alston. Trailing by nine with 2:17 to play, the Jackets made a late push, closing within four points, but couldn't get any closer.

Georgia Tech shot 32.3 percent (21-65) from the field, while Georgia finished with a 45.5 percent (25-55) clip

Alvarado and James Banks each finished the game with 11 points. Nicolas Claxton led the Bulldogs with 13 points, 13 rebounds, six assists and six blocked shots, while Teshawn Hightower scored 12 and Rayshaun Hammonds added 11.

GEORGIA (7-4)

| Player | FG-A | 3P-A | FT-A | Reb | PF | Pts | A | TO | BK | S | MIN |
|----------------------|-----------------------|------|-----------------------|-----|-------------|-----|----|----|----|-----|-----|
| Hammonds, Rayshaun* | 4-10 | 1-2 | 2-2 | 7 | 4 | 11 | 2 | 2 | 0 | 1 | 23 |
| Claxton, Nicolas* | 3-5 | 1-1 | 6-8 | 13 | 3 | 13 | 6 | 2 | 6 | 2 | 28 |
| Ogbelide, Derek* | 4-8 | 0-0 | 0-0 | 9 | 2 | 8 | 2 | 3 | 0 | 0 | 32 |
| Jackson II, William* | 0-4 | 0-3 | 0-0 | 0 | 2 | 0 | 0 | 0 | 1 | 0 | 17 |
| Hightower, Teshawn* | 5-10 | 1-4 | 1-2 | 4 | 1 | 12 | 3 | 1 | 0 | 3 | 30 |
| Harris, Jordan | 2-4 | 0-0 | 2-2 | 4 | 1 | 6 | 1 | 1 | 0 | 0 | 17 |
| Crump, Tyree | 3-8 | 2-7 | 2-2 | 1 | 1 | 10 | 1 | 1 | 0 | 0 | 17 |
| Toppin, Jojo | 0-0 | 0-0 | 0-0 | 1 | 1 | 0 | 1 | 0 | 0 | 0 | 2 |
| Harrison, Christian | 0-0 | 0-0 | 0-0 | 0 | 0 | 0 | 1 | 0 | 0 | 1 | 6 |
| Wilridge, E'Torion | 2-4 | 0-1 | 2-2 | 0 | 2 | 6 | 0 | 3 | 3 | 0 | 20 |
| Fagan, Ty | 0-0 | 0-0 | 0-0 | 0 | 1 | 0 | 0 | 1 | 0 | 0 | 3 |
| Ngumzei, Amanze | 2-2 | 0-0 | 0-0 | 0 | 2 | 4 | 0 | 0 | 0 | 0 | 5 |
| Totals | 25-55 | 5-18 | 15-18 | 41 | 20 | 70 | 16 | 10 | 7 | 200 | |
| FG% | 1st Half: 13-31 41.9% | | 2nd Half: 12-24 50.0% | | Game: 45.5% | | | | | | |
| 3FG% | 1st Half: 1-8 12.5% | | 2nd Half: 4-10 40.0% | | Game: 27.8% | | | | | | |
| FT% | 1st Half: 2-2 100% | | 2nd Half: 13-16 81.3% | | Game: 83.3% | | | | | | |

GEORGIA TECH (6-5)

| Player | FG-A | 3P-A | FT-A | Reb | PF | Pts | A | TO | Bk | S | MIN |
|--------------------|----------------------|-------------|-----------------------|-----------|-------------|-----------|----------|-----------|----------|----------|------------|
| Wright, Moses* | 3-6 | 0-0 | 1-1 | 4 | 2 | 7 | 1 | 1 | 0 | 0 | 23 |
| Moore, Khalid* | 1-7 | 0-2 | 0-0 | 1 | 2 | 2 | 1 | 2 | 1 | 0 | 17 |
| Banks III, James* | 3-8 | 0-0 | 5-6 | 8 | 4 | 11 | 1 | 2 | 2 | 0 | 36 |
| Devoe, Michael* | 6-10 | 0-0 | 2-5 | 5 | 2 | 14 | 0 | 3 | 0 | 0 | 39 |
| Alvarado, Jose* | 3-20 | 0-6 | 5-7 | 8 | 3 | 11 | 5 | 4 | 0 | 4 | 40 |
| Alston, Brandon | 2-4 | 1-2 | 1-1 | 1 | 3 | 6 | 0 | 1 | 0 | 0 | 14 |
| Haywood II, Curtis | 2-6 | 2-5 | 0-0 | 0 | 0 | 6 | 1 | 0 | 0 | 0 | 21 |
| Gueye, Abdoulaye | 1-3 | 0-0 | 0-0 | 2 | 0 | 2 | 0 | 0 | 1 | 0 | 4 |
| Sjoland, Kristian | 0-1 | 0-1 | 0-0 | 0 | 0 | 0 | 0 | 0 | 0 | 0 | 6 |
| Totals | 21-65 | 3-16 | 14-20 | 34 | 16 | 59 | 9 | 13 | 4 | 4 | 200 |
| FG% | 1st Half: 8-30 26.7% | | 2nd Half: 13-35 37.1% | | Game: 32.3% | | | | | | |
| 3FG% | 1st Half: 0-5 0.0% | | 2nd Half: 3-11 27.3% | | Game: 18.8% | | | | | | |
| FT% | 1st Half: 3-4 75.0% | | 2nd Half: 11-16 68.8% | | Game: 70.0% | | | | | | |

| Score by Periods | 1st | 2nd | Total |
|------------------|-----|-----|-------|
| Georgia | 29 | 41 | 70 |
| Georgia Tech | 19 | 40 | 59 |

Officials: Ron Groover, A.J. Desai, Jeffery Anderson

Technical fouls: Georgia-Claxton, Ngumzei, Georgia Tech-Banks III

Attendance: 8600

Points in the paint-UGA 38,GT 32. Points off turnovers-UGA 11,GT 14.

2nd chance points-UGA 6,GT 15. Fast break points-UGA 17,GT 13.

Bench points-UGA 26,GT 14. Score tied-2 times. Lead changed-0 times.

Last FG-UGA 2nd-00:13, GT 2nd-00:11.

Largest lead-UGA by 16 1st-03:02, GT None.

UGA led for 35:54, GT led for 00:00. Game was tied for 04:06.

GAME 12

Georgia Tech 87, Kennesaw State 57

Dec. 28, 2018 • McCamish Pavilion

Abdoulaye Gueye scored a career-high 16 points off the bench, and five Georgia Tech players scored in double figures as the Yellow Jackets cruised past Kennesaw State, 87-57.

The Yellow Jackets (7-5) bounced back from a poor offensive performance against Georgia in their last game before Christmas by hitting a season-high 56.5 percent from the floor, including a 60-percent effort in the first half as Tech opened a 49-23 advantage against the Owls (3-11). After freshman Michael Devoe missed a jumper on the Jackets' opening possession, Tech sank eight straight shots from the floor, three each from Jose Alvarado and James Banks III, to open a 19-3 lead and never looked back.

Gueye scored three straight baskets of his own in relief of Banks to help the Jackets extend their lead to 46-21 just before halftime, and finished the game 7-for-7 from the floor.

Alvarado, who suffered through a 3-for-20 shooting day against Georgia, went 4-for-7 against the Owls and scored 10 points in just 23:35. Evan Cole scored 11 points of the bench in 13:16, his longest stint since returning from an ankle injury suffered Nov. 13 at Tennessee. Moses Wright and Brandon Alston added 10 points each for the Jackets.

Tyler Hooker led Kennesaw State with 17 points, with Bobby Parker adding 14 and Danny Lewis chipping in with 10. The Owls shot 41.2 percent from the floor and hit six three-point field goals.

KENNESAW STATE (3-11)

| Player | FG-A | 3P-A | FT-A | Reb | PF | Pts | A | TO | Bk | S | MIN |
|------------------|----------------------|-------------|-----------------------|-----------|-------------|-----------|-----------|-----------|----------|----------|------------|
| Mbuyamba, Isaac* | 0-1 | 0-0 | 0-0 | 0 | 3 | 0 | 0 | 1 | 0 | 1 | 24 |
| Obineke, Ugo* | 1-3 | 0-0 | 0-0 | 1 | 2 | 2 | 1 | 1 | 0 | 0 | 18 |
| Lockley, Bryson* | 1-5 | 0-0 | 1-4 | 3 | 0 | 3 | 3 | 0 | 1 | 1 | 28 |
| Jankovic, Kosta* | 1-5 | 0-4 | 0-0 | 3 | 0 | 2 | 3 | 4 | 0 | 0 | 30 |
| Hooker, Tyler* | 6-10 | 2-3 | 3-3 | 1 | 1 | 17 | 0 | 4 | 0 | 1 | 29 |
| Parker, Bobby | 6-11 | 2-5 | 0-0 | 1 | 0 | 14 | 0 | 2 | 0 | 1 | 19 |
| Lewis, Danny | 3-9 | 2-4 | 2-2 | 4 | 2 | 10 | 6 | 4 | 0 | 0 | 25 |
| Clarke, Kyle | 1-5 | 0-2 | 0-0 | 1 | 0 | 2 | 4 | 1 | 0 | 0 | 13 |
| Spencer, Antonio | 2-2 | 0-0 | 1-3 | 3 | 4 | 5 | 0 | 0 | 1 | 0 | 13 |
| Agostini, Pietro | 0-0 | 0-0 | 2-2 | 0 | 0 | 2 | 0 | 0 | 0 | 0 | 1 |
| Totals | 21-51 | 6-18 | 9-14 | 20 | 12 | 57 | 17 | 19 | 2 | 4 | 200 |
| FG% | 1st Half: 9-28 32.1% | | 2nd Half: 12-23 52.2% | | Game: 41.2% | | | | | | |
| 3FG% | 1st Half: 1-9 11.1% | | 2nd Half: 5-9 55.6% | | Game: 33.3% | | | | | | |
| FT% | 1st Half: 4-6 66.7% | | 2nd Half: 5-8 62.5% | | Game: 64.3% | | | | | | |

GEORGIA TECH (7-5)

| Player | FG-A | 3P-A | FT-A | Reb | PF | Pts | A | TO | Bk | S | MIN |
|---------------------|-----------------------|------|-----------------------|-----|-------------|-----|----|----|----|----|-----|
| Wright, Moses* | 5-8 | 0-0 | 0-0 | 6 | 3 | 10 | 5 | 3 | 1 | 1 | 23 |
| Moore, Khalid* | 1-2 | 1-1 | 2-2 | 1 | 1 | 5 | 1 | 2 | 0 | 0 | 25 |
| Banks III, James* | 4-8 | 0-0 | 0-0 | 5 | 0 | 8 | 1 | 1 | 0 | 1 | 19 |
| Devoe, Michael* | 3-6 | 0-1 | 3-3 | 3 | 2 | 9 | 6 | 0 | 1 | 3 | 23 |
| Alvarado, Jose* | 4-7 | 2-5 | 0-0 | 3 | 1 | 10 | 2 | 1 | 0 | 2 | 23 |
| Phillips, Shembari | 1-3 | 1-2 | 0-0 | 0 | 2 | 3 | 3 | 0 | 0 | 0 | 12 |
| Cole, Evan | 5-7 | 1-3 | 0-0 | 3 | 0 | 11 | 1 | 0 | 0 | 2 | 13 |
| Alston, Brandon | 3-8 | 3-8 | 1-1 | 1 | 0 | 10 | 4 | 2 | 0 | 0 | 17 |
| Haywood II, Curtis | 2-5 | 0-2 | 1-1 | 1 | 2 | 5 | 2 | 2 | 0 | 1 | 17 |
| Ogbonoda, Sylvester | 0-1 | 0-0 | 0-0 | 0 | 1 | 0 | 0 | 0 | 0 | 0 | 2 |
| Gueye, Abdoulaye | 7-7 | 0-0 | 2-3 | 8 | 2 | 16 | 3 | 1 | 2 | 0 | 19 |
| Sjölund, Kristian | 0-0 | 0-0 | 0-0 | 0 | 1 | 0 | 1 | 0 | 0 | 0 | 6 |
| Medlock, Shaneed | 0-0 | 0-0 | 0-0 | 0 | 1 | 0 | 0 | 0 | 0 | 0 | 0 |
| Totals | 35-62 | 8-22 | 9-10 | 33 | 16 | 87 | 29 | 12 | 4 | 10 | 200 |
| FG% | 1st Half: 18-30 60.0% | | 2nd Half: 17-32 53.1% | | Game: 56.5% | | | | | | |
| 3FG% | 1st Half: 5-11 45.5% | | 2nd Half: 3-11 27.3% | | Game: 36.4% | | | | | | |
| FT% | 1st Half: 8-9 88.9% | | 2nd Half: 1-1 100% | | Game: 90.0% | | | | | | |

2018-19 GAME SUMMARIES

GAME 13

Georgia Tech 79, USC Upstate 63

Jan. 2, 2019 • McCamish Pavilion

Georgia Tech shot a season-best 58.0 percent from the field and closed the non-conference portion of its 2018-19 regular-season schedule with a 79-63 win over visiting USC Upstate.

The strong shooting performance was Georgia Tech's second-straight, as its 58.0-percent field-goal percentage came on the heels of it shooting a then-season-best 56.5 percent from the field in its last outing, an 87-57 win over Kennesaw State last Friday. After making just 32.3 percent of their shots in their loss to Georgia on Dec. 22, the Yellow Jackets are shooting 57.1 percent (64-for-112) over their past two games.

Tech shot especially well in the second half of Wednesday's win, making 60.7 percent of its attempts (17-of-28) to turn an eight-point halftime lead into as large as a 19-point advantage late in the ballgame.

Sophomore Evan Cole led the way for Georgia Tech with a career-high 16 points. Freshman Michael Devoe also matched a career high with 14 points while senior Brandon Alston and sophomore Curtis Haywood II rounded out four Jackets in double-figures with 10 points apiece.

USC UPSTATE (5-10)

| Player | FG-A | 3P-A | FT-A | Reb | PF | Pts | A | TO | Bk | S | MIN |
|-------------------|-----------------------|-------------|-----------------------|-----------|-------------|-----------|-----------|-----------|----------|-----------|------------|
| Moore, Malik* | 5-15 | 1-6 | 7-12 | 5 | 3 | 18 | 2 | 0 | 0 | 3 | 29 |
| Zink, Nevin* | 2-3 | 0-0 | 2-4 | 6 | 5 | 6 | 0 | 1 | 1 | 1 | 12 |
| White, Dalvin* | 0-9 | 0-6 | 0-0 | 3 | 0 | 0 | 5 | 1 | 0 | 0 | 28 |
| Holmes, Deion* | 4-11 | 2-7 | 2-4 | 6 | 3 | 12 | 0 | 0 | 0 | 0 | 28 |
| Aldrich, Josh* | 0-2 | 0-1 | 3-4 | 4 | 2 | 3 | 0 | 1 | 0 | 0 | 21 |
| Hammond, Everette | 3-5 | 0-1 | 0-0 | 2 | 0 | 6 | 0 | 1 | 0 | 0 | 7 |
| Span, Jure | 0-1 | 0-0 | 0-0 | 0 | 1 | 0 | 1 | 1 | 0 | 0 | 12 |
| Martin, Brandon | 1-4 | 0-0 | 0-0 | 0 | 0 | 2 | 0 | 2 | 0 | 2 | 13 |
| Mozone, Bryson | 1-6 | 1-4 | 0-0 | 6 | 3 | 3 | 1 | 1 | 0 | 2 | 17 |
| Ryan, Ross | 1-3 | 0-0 | 2-2 | 1 | 1 | 4 | 3 | 1 | 0 | 2 | 16 |
| Welch, Pat | 3-6 | 3-6 | 0-0 | 0 | 2 | 9 | 0 | 0 | 0 | 0 | 17 |
| Totals | 20-65 | 7-31 | 16-26 | 37 | 20 | 63 | 12 | 10 | 1 | 10 | 200 |
| FG% | 1st Half: 10-31 32.3% | | 2nd Half: 10-34 29.4% | | Game: 30.8% | | | | | | |
| 3FG% | 1st Half: 2-16 12.5% | | 2nd Half: 5-15 33.3% | | Game: 22.6% | | | | | | |
| FT% | 1st Half: 3-8 37.5% | | 2nd Half: 13-18 72.2% | | Game: 61.5% | | | | | | |

GEORGIA TECH (8-5)

| Player | FG-A | 3P-A | FT-A | Reb | PF | Pts | A | TO | Bk | S | MIN |
|--------------------|-----------------------|------|-----------------------|-----|-------------|-----|----|----|----|----|-----|
| Wright, Moses* | 0-4 | 0-1 | 0-2 | 2 | 1 | 0 | 0 | 0 | 1 | 0 | 12 |
| Moore, Khalid* | 3-5 | 0-0 | 2-2 | 0 | 1 | 8 | 1 | 1 | 0 | 1 | 20 |
| Banks III, James* | 1-2 | 0-0 | 2-4 | 5 | 2 | 4 | 3 | 3 | 3 | 0 | 23 |
| Devoe, Michael* | 5-8 | 0-1 | 4-4 | 3 | 0 | 14 | 2 | 2 | 1 | 0 | 34 |
| Alvarado, Jose* | 3-6 | 0-2 | 2-3 | 5 | 0 | 8 | 4 | 2 | 0 | 0 | 26 |
| Phillips, Shembari | 1-1 | 1-1 | 0-0 | 0 | 3 | 3 | 1 | 1 | 0 | 0 | 7 |
| Cole, Evan | 6-8 | 1-3 | 3-4 | 5 | 4 | 16 | 2 | 0 | 0 | 0 | 19 |
| Alston, Brandon | 4-6 | 1-3 | 1-2 | 4 | 2 | 10 | 1 | 2 | 0 | 0 | 24 |
| Haywood II, Curtis | 3-6 | 2-5 | 2-2 | 4 | 3 | 10 | 4 | 1 | 0 | 2 | 21 |
| Gueye, Abdoulaye | 3-4 | 0-0 | 0-0 | 5 | 2 | 6 | 4 | 2 | 0 | 13 | |
| Sjolund, Kristian | 0-0 | 0-0 | 0-0 | 0 | 0 | 0 | 0 | 0 | 0 | 0 | 1 |
| Totals | 29-50 | 5-16 | 16-23 | 35 | 18 | 79 | 22 | 16 | 7 | 3 | 200 |
| FG% | 1st Half: 12-22 54.5% | | 2nd Half: 17-28 60.7% | | Game: 58.0% | | | | | | |
| 3FG% | 1st Half: 4-9 44.4% | | 2nd Half: 1-7 14.3% | | Game: 31.3% | | | | | | |
| FT% | 1st Half: 5-9 55.6% | | 2nd Half: 11-14 78.6% | | Game: 69.6% | | | | | | |

Score by Periods

| | 1st | 2nd | Total |
|--------------|-----|-----|-------|
| USC Upstate | 25 | 38 | 63 |
| Georgia Tech | 33 | 46 | 79 |

Officials: Raymie Styons, John Gaffney, Jerry Heater

Attendance: 4397

Points in the paint-UPST 24, GT 46. Points off turnovers-UPST 17, GT 11.

2nd chance points-UPST 10, GT 5. Fast break points-UPST 14, GT 22.

Bench points-UPST 24, GT 45. Score tied-3 times. Lead changed-7 times.

Last FG-UPST 2nd-00:13, GT 2nd-00:26.

Largest lead-UPST by 4 1st-17:26, GT by 19 2nd-02:14.

UPST led for 05:51. GT led for 30:11. Game was tied for 03:58.

GAME 14

Georgia Tech 92, Wake Forest 79

Jan. 5, 2019 • McCamish Pavilion

James Banks torched Wake Forest for 20 points on 9-of-11 shooting to lead Georgia Tech to a 92-79 win over the Demon Deacons in the Atlantic Coast Conference opener for both teams.

Georgia Tech's 92 points were the most that it has scored in a non-overtime ACC game since it beat Virginia, 94-76, in the opening round of the 2008 ACC Tournament and the Yellow Jackets' most in a non-overtime ACC regular-season game since it topped UVA, 92-69, in 2005.

For the third straight game, Georgia Tech (9-5, 1-0 ACC) shot better than 55 percent from the field, as the Yellow Jackets made 55.8 percent of their shots (29-of-52) in the win. The Jackets are shooting 56.7 percent as a team over the past three games (93-of-164).

Defensively, the Yellow Jackets limited Wake Forest (7-6, 0-1 ACC) to 39.7-percent shooting (27-of-68), which marks the third-straight game that Georgia Tech's opponent has made less than 42 percent of its field-goal attempts.

Banks led four Tech scorers in double-figures with his 20 points. The junior's 20-point output was just two shy of his career high of 22, set last month against Gardner-Webb.

Freshman Michael Devoe, senior Brandon Alston and sophomore Jose Alvarado rounded out the four Yellow Jackets in double-figures with 16, 14 and 13 points, respectively. Devoe's 16 points were a career high, surpassing the 14 he scored on Wednesday night against USC Upstate.

WAKE FOREST (7-6, 0-1 ACC)

| Player | FG-A | 3P-A | FT-A | Reb | PF | Pts | A | TO | Bk | S | MIN |
|---------------------|-----------------------|-------------|-----------------------|-----------|-------------|-----------|-----------|-----------|----------|----------|------------|
| Hoard, Jaylen* | 6-15 | 0-1 | 7-9 | 8 | 3 | 19 | 2 | 3 | 0 | 1 | 35 |
| Smart, Ikenna* | 2-4 | 0-0 | 0-0 | 2 | 2 | 4 | 0 | 2 | 0 | 0 | 16 |
| Childress, Brandon* | 8-15 | 7-10 | 5-5 | 1 | 3 | 28 | 3 | 1 | 0 | 0 | 39 |
| Johnson, Tory* | 3-3 | 1-1 | 1-2 | 0 | 4 | 8 | 2 | 4 | 0 | 0 | 19 |
| Brown, Chaundee* | 4-13 | 1-5 | 1-2 | 6 | 5 | 10 | 0 | 2 | 1 | 2 | 31 |
| Mucius, Isaiah | 0-7 | 0-4 | 0-0 | 5 | 0 | 0 | 0 | 1 | 0 | 0 | 15 |
| Wright Jr, Sharone | 3-6 | 0-1 | 0-0 | 1 | 2 | 6 | 1 | 0 | 0 | 2 | 24 |
| Wynn, Michael | 0-0 | 0-0 | 0-0 | 0 | 0 | 0 | 0 | 0 | 0 | 0 | 0+ |
| Sarr, Olivier | 1-5 | 0-0 | 2-4 | 5 | 4 | 4 | 2 | 0 | 1 | 1 | 21 |
| Totals | 27-68 | 9-22 | 16-22 | 33 | 23 | 79 | 10 | 13 | 2 | 6 | 200 |
| FG% | 1st Half: 10-27 37.0% | | 2nd Half: 17-41 41.5% | | Game: 39.7% | | | | | | |
| 3FG% | 1st Half: 3-9 33.3% | | 2nd Half: 6-13 46.2% | | Game: 40.9% | | | | | | |
| FT% | 1st Half: 5-6 83.3% | | 2nd Half: 11-16 68.8% | | Game: 72.7% | | | | | | |

GEORGIA TECH (9-5, 1-0 ACC)

| Player | FG-A | 3P-A | FT-A | Reb | PF | Pts | A | TO | Bk | S | MIN |
|--------------------|-----------------------|-------------|-----------------------|-----------|-------------|-----------|-----------|-----------|----------|-----------|------------|
| Wright, Moses* | 3-7 | 0-1 | 0-0 | 5 | 2 | 6 | 3 | 1 | 1 | 1 | 20 |
| Moore, Khalid* | 0-0 | 0-0 | 6-6 | 2 | 2 | 6 | 2 | 2 | 0 | 2 | 18 |
| Banks III, James* | 9-11 | 0-0 | 2-3 | 4 | 0 | 20 | 2 | 3 | 3 | 0 | 35 |
| Devoe, Michael* | 4-6 | 3-4 | 5-8 | 4 | 3 | 16 | 4 | 2 | 0 | 1 | 34 |
| Alvarado, Jose* | 3-9 | 1-6 | 6-6 | 4 | 2 | 13 | 7 | 0 | 0 | 2 | 37 |
| Cole, Evan | 4-5 | 1-2 | 0-0 | 4 | 4 | 9 | 0 | 1 | 2 | 1 | 15 |
| Alston, Brandon | 4-7 | 0-3 | 6-6 | 0 | 2 | 14 | 1 | 1 | 0 | 0 | 20 |
| Haywood II, Curtis | 1-4 | 1-4 | 2-2 | 2 | 2 | 5 | 1 | 0 | 0 | 3 | 11 |
| Gueye, Abdoulaye | 1-3 | 0-0 | 1-3 | 2 | 2 | 3 | 0 | 2 | 2 | 1 | 10 |
| Totals | 29-52 | 6-20 | 28-34 | 32 | 19 | 92 | 20 | 12 | 8 | 11 | 200 |
| FG% | 1st Half: 12-24 50.0% | | 2nd Half: 17-28 60.7% | | Game: 55.8% | | | | | | |
| 3FG% | 1st Half: 3-10 30.0% | | 2nd Half: 3-10 30.0% | | Game: 30.0% | | | | | | |
| FT% | 1st Half: 6-8 75.0% | | 2nd Half: 22-26 84.6% | | Game: 82.4% | | | | | | |

Score by Periods

| | 1st | 2nd | Total |
|--------------|-----|-----|-------|
| Wake Forest | 28 | 51 | 79 |
| Georgia Tech | 33 | 59 | 92 |

Officials: Brian Dorsey, Tony Henderson, Tony Greene

Attendance: 6397

Points in the paint-WF 28, GT 34. Points off turnovers-WF 16, GT 14.

2nd chance points-WF 15, GT 9. Fast break points-WF 20, GT 15.

Bench points-WF 10, GT 31. Score tied-1 time. Lead changed-0 times.

Last FG-WF 2nd-00:16, GT 2nd-01:37.

Largest lead-WF None, GT by 14 2nd-02:06.

WF led for 00:00. GT led for 38:51. Game was tied for 01:09.

GAME 15

No. 9 Virginia Tech 52, Georgia Tech 49

Jan. 9, 2019 • McCamish Pavilion

Georgia Tech worked a two-point lead late in the second half but was unable to pull off the upset, falling to No. 9/7 Virginia Tech, 52-49.

The Yellow Jackets' (9-6, 1-1 ACC) defense paved the way for them all night, holding the Hokies (14-1, 3-0 ACC) to less than 30 percent shooting from the field and a paltry 18.5 percent from downtown.

Offensively, Tech was led by Jose Alvarado who scored 17 of its 24 total first-half points en route to a 20-point outing. Abdoulaye Gueye also finished with 11 points and six rebounds while Michael Devoe and Brandon Alston both finished with seven points.

Virginia Tech owned slight advantages on the glass (35-32), points in the paint (20-18), and turnover margin (18-8), but Georgia Tech's overall offensive numbers of 44.7 percent from the field and 37.5 percent from three-point distance kept them within an arm's length for the majority of the game.

The Hokies were led offensively by Ahmed Hill, with finished with 15 points and Kerry Blackshear, Jr. who finished with a double-double with 14 points and 10 rebounds.

VIRGINIA TECH (14-1, 3-0)

| Player | FG-A | 3P-A | FT-A | Reb | PF | Pts | A | TO | Bk | S | MIN |
|-------------------|----------------------|-------------|----------------------|-----------|-------------|-----------|-----------|----------|----------|----------|------------|
| Blackshear* | 3-8 | 0-0 | 8-12 | 10 | 3 | 14 | 1 | 3 | 1 | 0 | 32 |
| Outlaw, Ty* | 1-6 | 0-3 | 0-0 | 4 | 0 | 2 | 0 | 0 | 1 | 0 | 30 |
| Alexander-Walker* | 1-13 | 0-6 | 2-2 | 4 | 2 | 4 | 6 | 1 | 0 | 0 | 36 |
| Robinson* | 3-10 | 2-7 | 2-4 | 5 | 2 | 10 | 3 | 2 | 0 | 1 | 36 |
| Hill* | 6-14 | 2-8 | 1-1 | 2 | 3 | 15 | 1 | 1 | 0 | 0 | 35 |
| Wilkins | 1-3 | 1-2 | 0-0 | 0 | 0 | 3 | 0 | 0 | 0 | 0 | 10 |
| Bede | 0-1 | 0-1 | 0-0 | 1 | 3 | 0 | 1 | 0 | 0 | 1 | 13 |
| Home | 2-2 | 0-0 | 0-0 | 4 | 2 | 4 | 0 | 1 | 0 | 1 | 8 |
| Totals | 17-57 | 5-27 | 13-19 | 35 | 15 | 52 | 12 | 9 | 2 | 3 | 200 |
| FG% | 1st Half: 9-28 32.1% | | 2nd Half: 8-29 27.6% | | Game: 29.8% | | | | | | |
| 3FG% | 1st Half: 2-11 18.2% | | 2nd Half: 3-16 18.8% | | Game: 18.5% | | | | | | |
| FT% | 1st Half: 9-10 90.0% | | 2nd Half: 4-9 44.4% | | Game: 68.4% | | | | | | |

GEORGIA TECH (9-6, 1-1 ACC)

| Player | FG-A | 3P-A | FT-A | Reb | PF | Pts | A | TO | Bk | S | MIN |
|------------|----------------------|------|------|----------------------|----|-----|-------------|----|----|---|-----|
| Wright* | 0-1 | 0-0 | 0-0 | 4 | 1 | 0 | 1 | 2 | 0 | 0 | 14 |
| Moore* | 1-2 | 0-0 | 0-0 | 3 | 4 | 2 | 2 | 1 | 0 | 0 | 15 |
| Banks III* | 1-5 | 0-0 | 0-0 | 5 | 4 | 2 | 2 | 2 | 2 | 1 | 36 |
| Devoe* | 3-7 | 1-4 | 0-2 | 6 | 1 | 7 | 3 | 3 | 0 | 2 | 40 |
| Alvarado* | 6-11 | 3-5 | 5-8 | 1 | 4 | 20 | 4 | 4 | 0 | 2 | 39 |
| Phillips* | 0-0 | 0-0 | 0-0 | 1 | 0 | 0 | 0 | 0 | 0 | 0 | 6 |
| Cole* | 0-1 | 0-1 | 0-0 | 0 | 1 | 0 | 0 | 1 | 0 | 0 | 6 |
| Alston* | 2-4 | 1-3 | 2-2 | 3 | 3 | 7 | 0 | 3 | 0 | 0 | 17 |
| Gueye* | 4-7 | 1-3 | 2-4 | 6 | 4 | 11 | 0 | 2 | 2 | 0 | 27 |
| Totals | 17-38 | 6-16 | 9-16 | 32 | 22 | 49 | 12 | 18 | 4 | 5 | 200 |
| FG% | 1st Half: 9-17 52.9% | | | 2nd Half: 8-21 38.1% | | | Game: 44.7% | | | | |
| 3FG% | 1st Half: 3-6 50.0% | | | 2nd Half: 3-10 30.0% | | | Game: 37.5% | | | | |
| FT% | 1st Half: 3-6 50.0% | | | 2nd Half: 6-10 60.0% | | | Game: 56.3% | | | | |

2018-19 GAME SUMMARIES

GAME 16

Georgia Tech 73, Syracuse 59

Jan. 12, 2019 • Syracuse, N.Y.

Jose Alvarado and Curtis Haywood combined for six three-point field goals and 34 points, while Georgia Tech shot 68.2 percent from the floor in the second half and pulled away for a 73-59 victory over Syracuse at the Carrier Dome.

The Yellow Jackets (10-6, 2-1 ACC) bounced back from a heart-breaking loss and a defensive struggle Wednesday night with Virginia Tech, outscoring the Orange (11-5, 2-1) 47-33 after intermission. Alvarado and Haywood supplied 28 of those points to stave off two Syracuse rallies and cancel out 22 Tech turnovers.

Alvarado hit 5-of-6 shots from the floor and all three of his three-point attempts, plus a 6-of-7 clip from the free throw line, while Haywood went 6-of-10 from the floor, 3-of-6 from three-point range, and had seven assists.

Tech put itself in position to win with a solid defensive first half, taking a 27-26 lead into the locker room by repeatedly going inside to post players James Banks III and Abdoulaye Gueye, who scored 20 of the Jackets' points. Banks finished with 16 points (6-of-10 FG) and seven rebounds, while Gueye scored 10 in his first start since Nov. 28.

Gueye missed much of the second half with severe cramps, but sophomore Evan Cole mitigated the loss with eight points and eight rebounds.

The Yellow Jackets defended well once again, with Syracuse converting 31.6 percent from the floor and 7-of-33 from three-point range. Oshae Brissett led the Orange with 15 points, while Elijah Hughes added 12 and Tyus Battle scored 11.

GEORGIA TECH (10-6, 2-1 ACC)

| Player | FG-A | 3P-A | FT-A | Reb | PF | Pts | A | TO | Bk | S | MIN |
|---------------------|-----------------------|-------------|-----------------------|-----------|-------------|-----------|-----------|-----------|----------|-----------|------------|
| Devoe, Michael* | 1-6 | 0-3 | 3-8 | 4 | 2 | 5 | 2 | 5 | 0 | 4 | 35 |
| Haywood II, Curtis* | 6-10 | 3-6 | 0-0 | 4 | 3 | 15 | 7 | 5 | 1 | 2 | 38 |
| Alvarado, Jose* | 5-6 | 3-3 | 6-7 | 3 | 2 | 19 | 2 | 4 | 0 | 3 | 38 |
| Banks III, James* | 6-10 | 0-0 | 4-6 | 7 | 4 | 16 | 1 | 2 | 3 | 3 | 37 |
| Gueye, Abdoulaye* | 5-7 | 0-0 | 0-0 | 2 | 2 | 10 | 1 | 3 | 0 | 1 | 23 |
| Cole, Evan* | 2-2 | 0-0 | 4-6 | 8 | 2 | 8 | 2 | 2 | 0 | 1 | 20 |
| Alston, Brandon | 0-1 | 0-0 | 0-0 | 0 | 0 | 0 | 0 | 0 | 0 | 0 | 2 |
| Moore, Khalid | 0-0 | 0-0 | 0-0 | 0 | 2 | 0 | 1 | 0 | 0 | 1 | 7 |
| Totals | 25-42 | 6-12 | 17-27 | 32 | 17 | 73 | 16 | 22 | 4 | 15 | 200 |
| FG% | 1st Half: 10-20 50.0% | | 2nd Half: 15-22 68.2% | | Game: 59.5% | | | | | | |
| 3FG% | 1st Half: 1-5 20.0% | | 2nd Half: 5-7 71.4% | | Game: 50.0% | | | | | | |
| FT% | 1st Half: 6-8 75.0% | | 2nd Half: 11-19 57.9% | | Game: 63.0% | | | | | | |

SYRACUSE (11-5, 2-1 ACC)

| Player | FG-A | 3P-A | FT-A | Reb | PF | Pts | A | TO | Bk | S | MIN |
|------------------|----------------------|-------------|-----------------------|-----------|-------------|-----------|-----------|-----------|----------|-----------|------------|
| Brissett, Oshae* | 4-10 | 0-4 | 7-8 | 4 | 3 | 15 | 3 | 3 | 0 | 0 | 35 |
| Hughes, Elijah* | 4-12 | 1-8 | 3-4 | 3 | 3 | 12 | 1 | 0 | 0 | 1 | 28 |
| Dolezal, Marek* | 1-2 | 0-1 | 2-2 | 6 | 4 | 4 | 3 | 2 | 0 | 5 | 28 |
| Howard, Frank* | 3-8 | 2-6 | 0-0 | 2 | 1 | 8 | 3 | 3 | 0 | 2 | 24 |
| Battle, Tyus* | 3-12 | 1-4 | 4-5 | 2 | 4 | 11 | 1 | 3 | 1 | 1 | 34 |
| Carey, Jalen | 0-2 | 0-2 | 0-0 | 0 | 0 | 0 | 0 | 4 | 0 | 0 | 12 |
| Chukwu, Paschal | 0-0 | 0-0 | 0-0 | 5 | 3 | 0 | 1 | 2 | 3 | 1 | 15 |
| Sidibe, Bourama | 0-0 | 0-0 | 0-2 | 1 | 0 | 0 | 0 | 0 | 0 | 0 | 3 |
| Boehim, Buddy | 3-11 | 3-8 | 0-0 | 2 | 1 | 9 | 1 | 0 | 0 | 0 | 21 |
| Totals | 18-57 | 7-33 | 16-21 | 32 | 19 | 59 | 13 | 19 | 4 | 10 | 200 |
| FG% | 1st Half: 8-25 32.0% | | 2nd Half: 10-32 31.3% | | Game: 31.6% | | | | | | |
| 3FG% | 1st Half: 5-19 26.3% | | 2nd Half: 2-14 14.3% | | Game: 21.2% | | | | | | |
| FT% | 1st Half: 5-9 55.6% | | 2nd Half: 11-12 91.7% | | Game: 76.2% | | | | | | |

| Score by Periods | 1st | 2nd | Total |
|------------------|-----|-----|-------|
| Georgia Tech | 27 | 46 | 73 |
| Syracuse | 26 | 33 | 59 |

Officials: Roger Ayers, Earl Walton, Brent Hampton

Attendance: 19257

Points in the paint-GT 36,SYR 16. Points off turnovers-GT 17,SYR 28.

2nd chance points-GT 8,SYR 11. Fast break points-GT 11,SYR 9.

Bench points-GT 8,SYR 9. Score tied-4 times. Lead changed-7 times.

Last FG-GT 2nd-01:24, SYR 2nd-01:46.

Largest lead-GT by 18 2nd-12:15, SYR by 5 1st-05:47.

GT led for 25:39. SYR led for 09:02. Game was tied for 05:19.

GAME 17

Clemson 72, Georgia Tech 60

Jan. 16, 2019 • Clemson, S.C.

Marquise Reed scored 30 points and keyed a 20-2 opening run in the first half, leading Clemson to a 72-60 victory over Georgia Tech at Littlejohn Coliseum. James Banks led the Yellow Jackets with 16 points.

Tech (10-7, 2-2 ACC) struggled offensively in the early going, missing six of its first seven shots and turning the ball over four times in the first eight minutes of the game. Reed scored five of his 10 field goals in the stretch as Clemson (11-6, 1-3) captured its first ACC win of the season.

Jose Alvarado and Curtis Haywood II helped the Jackets find their footing, each hitting a pair of three-point baskets and scoring eight points each while Tech rallied to within 35-30 at the half.

But Elijah Thomas dunked to begin a 7-0 Tiger spurt to start the second half, putting Clemson up 42-30, and the Yellow Jackets would get no closer than eight points (68-60 with 1:20 left) the rest of the game.

Banks hit 6-of-11 shots from the floor and blocked four shots for Tech, while Alvarado finished the game with 10 points. Moses Wright scored nine points of the bench, and Michael Devoe added eight for the Jackets, who shot 47.7 percent from the floor.

Thomas scored 11 points with nine rebounds, and David Skara added 10 for the Tigers, who connected on 50.9 percent from the floor and hit seven three-point field goals.

GEORGIA TECH (10-7, 2-2 ACC)

| Player | FG-A | 3P-A | FT-A | Reb | PF | Pts | A | TO | Bk | S | MIN |
|---------------------|----------------------|-------------|-----------------------|-----------|-------------|-----------|----------|-----------|----------|----------|------------|
| Cole, Evan* | 0-2 | 0-0 | 0-0 | 1 | 2 | 0 | 0 | 0 | 0 | 0 | 7 |
| Banks III, James* | 6-11 | 0-0 | 4-4 | 1 | 3 | 16 | 0 | 4 | 4 | 0 | 32 |
| Devoe, Michael* | 2-7 | 0-2 | 4-4 | 4 | 1 | 8 | 1 | 1 | 1 | 2 | 35 |
| Alvarado, Jose* | 3-9 | 2-4 | 2-4 | 5 | 3 | 10 | 3 | 2 | 0 | 0 | 35 |
| Haywood II, Curtis* | 2-3 | 2-3 | 2-2 | 0 | 0 | 8 | 2 | 3 | 0 | 3 | 30 |
| Phillips, Shembari | 1-2 | 0-0 | 0-0 | 1 | 3 | 2 | 0 | 0 | 0 | 0 | 10 |
| Wright, Moses | 4-7 | 0-2 | 1-4 | 4 | 2 | 9 | 1 | 1 | 0 | 1 | 21 |
| Moore, Khalid | 2-2 | 0-0 | 1-3 | 1 | 2 | 5 | 0 | 0 | 0 | 0 | 18 |
| Ogbonda, Sylvester | 1-1 | 0-0 | 0-0 | 1 | 0 | 2 | 0 | 0 | 2 | 0 | 7 |
| Sjolund, Kristian | 0-0 | 0-0 | 0-0 | 0 | 1 | 0 | 0 | 0 | 0 | 0 | 5 |
| Totals | 21-44 | 4-11 | 14-21 | 25 | 17 | 60 | 7 | 13 | 7 | 6 | 200 |
| FG% | 1st Half: 9-23 39.1% | | 2nd Half: 12-21 57.1% | | Game: 47.7% | | | | | | |
| 3FG% | 1st Half: 4-7 57.1% | | 2nd Half: 0-4 0.0% | | Game: 36.4% | | | | | | |
| FT% | 1st Half: 8-9 88.9% | | 2nd Half: 6-12 50.0% | | Game: 66.7% | | | | | | |

CLEMSON (11-6, 1-3 ACC)

| Player | FG-A | 3P-A | FT-A | Reb | PF | Pts | A | TO | Bk | S | MIN |
|--------------------|-----------------------|-------------|-----------------------|-----------|-------------|-----------|-----------|-----------|----------|----------|------------|
| Skara, David* | 3-5 | 3-4 | 0-0 | 1 | 2 | 9 | 2 | 2 | 1 | 0 | 40 |
| Simms, Aamin* | 4-10 | 2-6 | 0-0 | 2 | 1 | 10 | 0 | 2 | 0 | 0 | 25 |
| Thomas, Elijah* | 5-11 | 0-0 | 1-2 | 9 | 3 | 11 | 0 | 1 | 1 | 0 | 20 |
| Reed, Marquise* | 10-13 | 2-3 | 8-8 | 6 | 1 | 30 | 0 | 1 | 0 | 4 | 40 |
| Mitchell, Shelton* | 1-5 | 0-2 | 0-0 | 2 | 1 | 2 | 9 | 0 | 0 | 0 | 38 |
| Trapp, Clyde | 1-2 | 0-0 | 2-4 | 3 | 4 | 4 | 1 | 2 | 0 | 1 | 12 |
| Newman III, John | 0-2 | 0-1 | 0-0 | 0 | 0 | 0 | 0 | 1 | 0 | 0 | 10 |
| White, Javan | 3-5 | 0-0 | 0-0 | 4 | 4 | 6 | 1 | 0 | 0 | 0 | 10 |
| Jemison, Trey | 0-0 | 0-0 | 0-0 | 1 | 2 | 0 | 0 | 0 | 0 | 0 | 5 |
| Totals | 27-53 | 7-16 | 11-14 | 30 | 18 | 72 | 13 | 10 | 2 | 5 | 200 |
| FG% | 1st Half: 14-29 48.3% | | 2nd Half: 13-24 54.2% | | Game: 50.9% | | | | | | |
| 3FG% | 1st Half: 3-8 37.5% | | 2nd Half: 4-8 50.0% | | Game: 43.8% | | | | | | |
| FT% | 1st Half: 4-4 100% | | 2nd Half: 7-10 70.0% | | Game: 78.6% | | | | | | |

| Score by Periods | 1st | 2nd | Total |
|------------------|-----|-----|-------|
| Georgia Tech | 30 | 30 | 60 |
| Clemson | 35 | 37 | 72 |

Officials: Mike Eades, Jeffrey Anderson, James Breeding

Attendance: 6693

Points in the paint-GT 32,CU 26. Points off turnovers-GT 9,CU 17.

2nd chance points-GT 2,CU 6. Fast break points-GT 2,CU 4.

Bench points-GT 18,CU 10. Score tied-0 times. Lead changed-0 times.

Last FG-GT 2nd-01:20, CU 2nd-00:52.

Largest lead-GT None, CU by 19 1st-09:03.

GT led for 00:00. CU led for 39:42. Game was tied for 00:17.

GAME 18

Louisville 79, Georgia Tech 51

Jan. 19, 2019 • McCamish Pavilion

Playing without three of its top seven scorers, Georgia Tech men's basketball couldn't overcome hot-shooting Louisville in a 79-51 loss to the Cardinals.

Georgia Tech (10-8, 2-3 ACC) was never able to get anything going offensively without the services of its leading scorer (Jose Alvarado — injury), third-leading scorer (Brandon Alston — personal) and key post contributor Abdoulaye Gueye (medical condition) and shot just 38 percent from the field for the game (19-of-50). Meanwhile, Louisville (13-5, 4-1 ACC) made 47 percent of its shots (31-of-66), good for the third-highest field-goal percentage by a Tech opponent this season.

James Banks led Georgia Tech with 24 points and a game-high 11 rebounds, good for his fifth double-double of the season. Jordan Nwora paced Louisville with a game-high 25 points while the Cardinals' Christen Cunningham dished out 11 assists.

LOUISVILLE (13-5, 4-1 ACC)

| Player | FG-A | 3P-A | FT-A | Reb | PF | Pts | A | TO | Bk | S | MIN |
|-----------------------|-----------------------|-------------|-----------------------|-----------|-------------|-----------|-----------|-----------|----------|----------|------------|
| Williams, Malik* | 5-13 | 2-5 | 1-1 | 5 | 3 | 13 | 0 | 1 | 0 | 0 | 16 |
| Sutton, Dwayne* | 2-5 | 0-2 | 1-3 | 8 | 3 | 5 | 3 | 1 | 0 | 1 | 28 |
| Nwora, Jordan* | 10-16 | 3-7 | 2-2 | 8 | 2 | 25 | 2 | 1 | 0 | 1 | 28 |
| Cunningham, Christen* | 3-6 | 1-2 | 2-3 | 2 | 1 | 9 | 11 | 0 | 0 | 0 | 29 |
| Fore, Khwan* | 1-5 | 0-1 | 0-0 | 3 | 1 | 2 | 2 | 3 | 0 | 1 | 24 |
| Agau, Akoy | 0-0 | 0-0 | 0-0 | 0 | 0 | 0 | 0 | 0 | 0 | 0 | 4 |
| Perry, Darius | 2-7 | 0-3 | 0-1 | 2 | 4 | 4 | 1 | 2 | 0 | 0 | 15 |
| Griffin, Jo | 1-1 | 0-0 | 0-0 | 0 | 0 | 2 | 0 | 0 | 0 | 0 | 4 |
| Battaille, Wyatt | 0-0 | 0-0 | 0-0 | 0 | 0 | 0 | 0 | 0 | 0 | 0 | 1 |
| Peddling, Jacob | 0-0 | 0-0 | 0-0 | 0 | 0 | 0 | 0 | 0 | 0 | 0 | 1 |
| King, V.J. | 1-2 | 0-0 | 2-2 | 6 | 2 | 4 | 0 | 1 | 1 | 0 | 12 |
| Enoch, Steven | 6-9 | 1-2 | 2-2 | 6 | 3 | 15 | 0 | 2 | 0 | 0 | 21 |
| McMahon, Ryan | 0-2 | 0-2 | 0-0 | 1 | 3 | 0 | 2 | 0 | 1 | 2 | 17 |
| Totals | 31-66 | 7-24 | 10-14 | 43 | 22 | 79 | 21 | 11 | 2 | 5 | 200 |
| FG% | 1st Half: 17-34 50.0% | | 2nd Half: 14-32 43.8% | | Game: 47.0% | | | | | | |
| 3FG% | 1st Half: 5-14 35.7% | | 2nd Half: 2-10 20.0% | | Game: 29.2% | | | | | | |
| FT% | 1st Half: 4-8 50.0% | | 2nd Half: 6-9 66.7% | | Game: 71.4% | | | | | | |

GEORGIA TECH (10-8, 2-3 ACC)

| Player | FG-A | 3P-A | FT-A | Reb | PF | Pts | A | TO | Bk | S | MIN |
|---------------------|------|------|------|-----|----|-----|---|----|----|---|-----|
| Wright, Moses* | 3-5 | 0-1 | 1-2 | 3 | 2 | 7 | 0 | 2 | 0 | 0 | 21 |
| Moore, Khalid* | 2-5 | 0-1 | 1-5 | 3 | 2 | 5 | 2 | 0 | 0 | 1 | 30 |
| Banks III, James* | 9-17 | 0-0 | 6-9 | 11 | 3 | 24 | 3 | 5 | 3 | 0 | 36 |
| Devoe, Michael* | 2-5 | 1-1 | 3-4 | 0 | 2 | 8 | 2 | 2 | 0 | 1 | 28 |
| Haywood II, Curtis* | 1-6 | 0-2 | 0-0 | 5 | 0 | 2 | 3 | 1 | 2 | 1 | 30 |
| Phillips, Shembari | 0-3 | 0-2 | 0-0 | 2 | 1 | 0 | 2 | 1 | 1 | 2 | 22 |
| Cole, Evan | 2-6 | 0-2 | 0-2 | 5 | 4 | 4 | 1 | 4 | 0 | 1 | 23 |
| Ogbonda, Sylvester | 0-2 | 0-0 | 0-0 | 0 | 1 | 0 | 0 | 1 | 0 | 0 | 4 |
| Sjolund, Kristian | 0-1 | 0-1 | 1-2 | 0 | 2 | 1 | 0 | 1 | 0 | 0 | |

2018-19 GAME SUMMARIES

GAME 19

Georgia Tech 63, Notre Dame 61

Jan. 22, 2019 • McCamish Pavilion

Keyed by a 17-5 second-half run, Georgia Tech downed Notre Dame, 63-61, snapping a two-game skid.

For much of the evening, Tuesday's game was a back-and-forth affair, featuring eight ties and 12 lead changes in the first 29 minutes of the contest. Trailing 42-41 with less than 12 minutes to go, Georgia Tech (11-8, 3-3 ACC) scored 17 of the next 22 points to take its largest lead at 58-47 with 5:08 remaining.

Notre Dame (11-8, 1-5 ACC) pulled within two points on three occasions late in the ballgame but the Yellow Jackets held on for their fourth-straight home win over the Fighting Irish. A follow dunk by Abdoulaye Gueye with 52 seconds to go and a pair of free throws by Jose Alvarado with 8.2 seconds left on the clock proved crucial to the Jackets keeping the Irish at bay.

James Banks and Alvarado led four Jackets in double-figures with 16 points apiece. Gueye added 13 points and Michael Devoe chipped in with 11 to round out Tech's four double-figure scorers. Alvarado's 16-point performance came in his first game back after missing last Saturday's game versus Louisville due to injury while Gueye returned to the lineup for the first time since missing the last two contests due to a medical condition.

NOTRE DAME (11-8, 1-5 ACC)

| Player | FG-A | 3P-A | FT-A | Reb | PF | Pts | A | TO | Bk | S | MIN |
|-----------------|-----------------------|-------------|-----------------------|-----------|-------------|-----------|-----------|-----------|----------|----------|------------|
| Mooney, John* | 10-20 | 0-0 | 2-2 | 14 | 2 | 22 | 2 | 2 | 2 | 2 | 38 |
| Hubb, Prentiss* | 0-4 | 0-3 | 0-0 | 2 | 2 | 0 | 5 | 1 | 0 | 1 | 23 |
| Harvey, D.J.* | 1-8 | 0-3 | 2-2 | 7 | 2 | 4 | 1 | 2 | 1 | 0 | 31 |
| Gibbs, T.J.* | 2-11 | 1-8 | 2-2 | 1 | 2 | 7 | 5 | 0 | 0 | 2 | 38 |
| Goodwin, Dane* | 2-10 | 1-5 | 1-3 | 3 | 0 | 6 | 1 | 4 | 1 | 4 | 29 |
| Djogo, Nikola | 1-2 | 1-2 | 0-0 | 1 | 1 | 3 | 0 | 2 | 0 | 0 | 9 |
| Laszewski, Nate | 5-10 | 4-9 | 5-6 | 6 | 2 | 19 | 1 | 1 | 0 | 0 | 31 |
| Doherty, Chris | 0-0 | 0-0 | 0-0 | 0 | 1 | 0 | 0 | 1 | 0 | 0 | 1 |
| Totals | 21-65 | 7-30 | 12-15 | 40 | 12 | 61 | 15 | 13 | 4 | 9 | 200 |
| FG% | 1st Half: 11-35 31.4% | | 2nd Half: 10-30 33.3% | | Game: 32.3% | | | | | | |
| 3FG% | 1st Half: 3-14 21.4% | | 2nd Half: 4-16 25.0% | | Game: 23.3% | | | | | | |
| FT% | 1st Half: 5-6 83.3% | | 2nd Half: 7-9 77.8% | | Game: 80.0% | | | | | | |

GEORGIA TECH (11-8, 3-3 ACC)

| Player | FG-A | 3P-A | FT-A | Reb | PF | Pts | A | TO | Bk | S | MIN |
|---------------------|-----------------------|-------------|-----------------------|-----------|-------------|-----------|-----------|-----------|----------|----------|------------|
| Gueye, Abdoulaye* | 5-12 | 0-1 | 3-6 | 8 | 4 | 13 | 2 | 1 | 1 | 2 | 37 |
| Banks III, James* | 8-13 | 0-0 | 0-0 | 10 | 3 | 16 | 0 | 3 | 1 | 0 | 38 |
| Devoe, Michael* | 4-7 | 2-5 | 1-2 | 3 | 2 | 11 | 5 | 1 | 0 | 2 | 39 |
| Alvarado, Jose* | 4-12 | 2-7 | 6-6 | 3 | 1 | 16 | 2 | 4 | 0 | 3 | 38 |
| Haywood II, Curtis* | 0-5 | 0-5 | 0-0 | 3 | 1 | 0 | 1 | 1 | 0 | 1 | 24 |
| Phillips, Shembari | 0-0 | 0-0 | 0-0 | 0 | 0 | 0 | 0 | 0 | 0 | 0 | 2 |
| Cole, Evan | 0-0 | 0-0 | 0-0 | 0 | 0 | 0 | 0 | 0 | 0 | 0 | 3 |
| Wright, Moses | 0-0 | 0-0 | 0-0 | 0 | 0 | 0 | 0 | 2 | 0 | 0 | 3 |
| Moore, Khalid | 3-3 | 1-1 | 0-1 | 2 | 4 | 7 | 1 | 2 | 0 | 0 | 16 |
| Totals | 24-52 | 5-19 | 10-15 | 34 | 15 | 63 | 11 | 14 | 2 | 8 | 200 |
| FG% | 1st Half: 11-28 39.3% | | 2nd Half: 13-24 54.2% | | Game: 46.2% | | | | | | |
| 3FG% | 1st Half: 3-10 30.0% | | 2nd Half: 2-9 22.2% | | Game: 26.3% | | | | | | |
| FT% | 1st Half: 3-4 75.0% | | 2nd Half: 7-11 63.6% | | Game: 66.7% | | | | | | |

| Score by Periods | 1st | 2nd | Total |
|------------------|-----|-----|-------|
| Notre Dame | 30 | 31 | 61 |
| Georgia Tech | 28 | 35 | 63 |

Officials: Jeff Clark, Brian O'Connell, Brent Hampton

Technical fouls: Notre Dame-TEAM.

Attendance: 5861

Points in the paint-ND 24,GT 32. Points off turnovers-ND 12,GT 16.

2nd chance points-ND 18,GT 9. Fast break points-ND 8,GT 12.

Bench points-ND 22,GT 7. Score tied-6 times. Lead changed-8 times.

Last FG-ND 2nd-00:00, GT 2nd-00:52.

Largest lead-ND by 2 1st-00:29, GT by 11 2nd-05:08.

ND led for 06:39, GT led for 30:21. Game was tied for 03:00.

GAME 20

No. 2 Duke 66, Georgia Tech 53

Jan. 26, 2019 • Durham, N.C.

Abdoulaye Gueye scored 14 points, Michael Devoe added 11 and Georgia Tech put up a stout defensive effort, but No. 2 Duke rallied from an eight-point deficit early in the second half to outlast the Yellow Jackets, 66-53, at Cameron Indoor Stadium.

Tech (11-9, 3-4 ACC) limited the ACC's highest scoring team to its lowest point total of the season, holding Duke to 27 first-half points and 29.6-percent shooting from the floor. The Jackets extended their 29-27 halftime lead to 38-31 on a Gueye layup with under 15 minutes to go in the game before Duke charged back with a 13-0 run to take control of the game.

Ultimately, Tech's second-half mistakes — 11 of its 19 turnovers came from that point — proved costly as the Blue Devils array of freshman talent got on track. R.J. Barrett led Duke with 24 points and 11 rebounds, and Zion Williamson scored 22 points with seven boards as the Blue Devils converted 51.6 percent of their field goals after intermission.

But Tech remained successful limiting Duke's three-point shooting as the Blue Devils managed to hit only two of 21 attempts.

Jose Alvarado finished the game with seven points, eight rebounds and six assists, while Evan Cole gave the Jackets 23 good minutes off the bench with seven points and three rebounds. James Banks III picked up three fouls in the first 10 minutes of the game, and eventually fouled out after scoring just four points with two rebounds in 20 minutes.

GEORGIA TECH (11-9, 3-4 ACC)

| Player | FG-A | 3P-A | FT-A | Reb | PF | Pts | A | TO | Bk | S | MIN |
|---------------------|-----------------------|-------------|-----------------------|-----------|-------------|-----------|-----------|-----------|----------|-----------|------------|
| Gueye, Abdoulaye* | 7-16 | 0-0 | 0-0 | 8 | 5 | 14 | 0 | 2 | 0 | 0 | 29 |
| Banks III, James* | 2-5 | 0-0 | 0-1 | 2 | 5 | 4 | 1 | 2 | 1 | 0 | 20 |
| Devoe, Michael* | 5-9 | 1-1 | 0-1 | 3 | 1 | 11 | 1 | 5 | 0 | 4 | 37 |
| Alvarado, Jose* | 3-10 | 0-3 | 1-2 | 8 | 3 | 7 | 6 | 5 | 0 | 1 | 39 |
| Haywood II, Curtis* | 2-6 | 1-3 | 0-0 | 5 | 0 | 5 | 1 | 1 | 0 | 3 | 25 |
| Phillips, Shembari | 0-0 | 0-0 | 0-0 | 0 | 0 | 0 | 1 | 1 | 1 | 0 | 1 |
| Cole, Evan | 3-7 | 0-2 | 1-2 | 3 | 2 | 7 | 1 | 2 | 1 | 1 | 24 |
| Wright, Moses | 1-1 | 0-0 | 0-0 | 1 | 1 | 2 | 0 | 0 | 0 | 0 | 7 |
| Moore, Khalid | 0-2 | 0-0 | 0-0 | 1 | 0 | 0 | 0 | 0 | 0 | 0 | 14 |
| Ogbona, Sylvester | 0-1 | 0-0 | 0-0 | 1 | 0 | 0 | 0 | 0 | 0 | 1 | 3 |
| Spolund, Kristian | 1-1 | 1-1 | 0-0 | 0 | 0 | 3 | 0 | 0 | 0 | 0 | 1 |
| Totals | 24-58 | 3-10 | 2-6 | 34 | 17 | 53 | 11 | 19 | 3 | 10 | 200 |
| FG% | 1st Half: 13-34 38.2% | | 2nd Half: 11-24 45.8% | | Game: 41.4% | | | | | | |
| 3FG% | 1st Half: 2-7 28.6% | | 2nd Half: 1-3 33.3% | | Game: 30.0% | | | | | | |
| FT% | 1st Half: 1-3 33.3% | | 2nd Half: 1-3 33.3% | | Game: 33.3% | | | | | | |

DUKE (17-2, 6-1 ACC)

| Player | FG-A | 3P-A | FT-A | Reb | PF | Pts | A | TO | Bk | S | MIN |
|--------------------|-----------------------|-------------|-----------------------|-----------|-------------|-----------|-----------|-----------|----------|-----------|------------|
| Williamson, Zion* | 9-12 | 0-0 | 4-5 | 7 | 3 | 22 | 0 | 2 | 3 | 2 | 34 |
| Reddish, Cam* | 1-11 | 1-8 | 4-4 | 6 | 2 | 7 | 6 | 2 | 1 | 5 | 38 |
| Barrett, R.J.* | 8-16 | 1-5 | 7-8 | 11 | 2 | 24 | 3 | 6 | 0 | 2 | 38 |
| Bolden, Marques* | 1-2 | 0-0 | 0-0 | 1 | 1 | 2 | 1 | 0 | 1 | 0 | 11 |
| Jones, Tre* | 3-7 | 0-2 | 0-0 | 4 | 2 | 6 | 4 | 1 | 0 | 1 | 35 |
| DeLaurier, Javin | 0-1 | 0-0 | 0-0 | 2 | 0 | 0 | 0 | 0 | 0 | 0 | 2 |
| Goldwire, Jordan | 0-2 | 0-2 | 0-0 | 0 | 0 | 0 | 0 | 0 | 0 | 0 | 5 |
| O'Connell, Alex | 2-5 | 0-2 | 0-0 | 3 | 1 | 4 | 0 | 0 | 0 | 1 | 19 |
| Vrankovic, Antonio | 0-0 | 0-0 | 1-2 | 1 | 1 | 1 | 0 | 0 | 1 | 1 | 6 |
| White, Jack | 0-2 | 0-2 | 0-0 | 3 | 1 | 0 | 0 | 1 | 1 | 1 | 11 |
| Robinson, Justin | 0-0 | 0-0 | 0-0 | 0 | 0 | 0 | 0 | 0 | 0 | 0 | 1 |
| Totals | 24-58 | 2-21 | 16-19 | 38 | 13 | 66 | 14 | 13 | 7 | 13 | 199 |
| FG% | 1st Half: 8-27 29.6% | | 2nd Half: 16-31 51.6% | | Game: 41.4% | | | | | | |
| 3FG% | 1st Half: 1-12 8.3% | | 2nd Half: 1-9 11.1% | | Game: 9.5% | | | | | | |
| FT% | 1st Half: 10-12 83.3% | | 2nd Half: 6-7 85.7% | | Game: 84.2% | | | | | | |

| Score by Periods | 1st | 2nd | Total |
|------------------|-----|-----|-------|
| Georgia Tech | 29 | 24 | 53 |
| Duke | 27 | 39 | 66 |

Officials: Ted Valentine, Tony Henderson, Clarence Armstrong

Attendance: 9314

Points in the paint-GT 40,DU 38. Points off turnovers-GT 9,DU 24.

2nd chance points-GT 11,DU 13. Fast break points-GT 8,DU 7.

Bench points-GT 12,DU 5. Score tied-4 times. Lead changed-4 times.

Last FG-GT 2nd-00:23, DU 2nd-01:39.

Largest lead-GT by 8 2nd-18:07, DU by 18 2nd-02:29.

GT led for 07:03, DU led for 30:25. Game was tied for 02:32.

GAME 21

No. 9 North Carolina 77, Georgia Tech 54

Jan. 29, 2019 • McCamish Pavilion

A 30-8 run that spanned both halves was the turning point in Georgia Tech's 77-54 loss to No. 9 North Carolina at McCamish Pavilion.

Georgia Tech trailed 26-21 with less than two minutes to go in the first half but North Carolina scored 30 of the game's next 38 points to stretch the lead to 56-29 with 13:25 to go in the ballgame. The deficit swelled to as large as 30 points, thanks in large part to UNC making 48.1 percent of its three-point shots (13-of-27), the highest three-point percentage allowed by Tech this season (prev.: .438 by Clemson on Jan. 16).

Abdoulaye Gueye led the Yellow Jackets with 14 points (two shy of his career high) and a career-high-tying five blocked shots. North Carolina's Cameron Johnson led all scorers with 22 points on 8-of-10 shooting (4-of-6 from three-point range).

NORTH CAROLINA (16-4, 6-1 ACC)

| Player | FG-A | 3P-A | FT-A | Reb | PF | Pts | A | TO | Bk | S | MIN |
|-------------------|-----------------------|--------------|-----------------------|-----------|-------------|-----------|-----------|-----------|----------|-----------|------------|
| Brooks, Garrison* | 1-5 | 0-0 | 1-4 | 9 | 3 | 3 | 1 | 0 | 1 | 2 | 26 |
| Maye, Luke* | 2-9 | 0-2 | 0-0 | 9 | 0 | 4 | 1 | 5 | 0 | 0 | 26 |
| White, Coby* | 7-13 | 5-9 | 0-0 | 3 | 1 | 19 | 8 | 2 | 0 | 1 | 31 |
| Johnson, Cameron* | 8-10 | 4-6 | 2-2 | 3 | 1 | 22 | 3 | 1 | 0 | 3 | 30 |
| Williams, Kenny* | 1-5 | 1-3 | 2-2 | 3 | 1 | 5 | 3 | 3 | 0 | 0 | 21 |
| Woods, Seventh | 1-1 | 0-0 | 0-0 | 1 | 1 | 2 | 1 | 0 | 0 | 1 | 8 |
| Black, Leaky | 1-2 | 0-1 | 0-0 | 0 | 0 | 2 | 1 | 0 | 0 | 1 | 7 |
| Platek, Andrew | 1-1 | 1-1 | 0-0 | 0 | 1 | 3 | 0 | 0 | 0 | 0 | 3 |
| Robinson, Brandon | 3-4 | 1-2 | 0-0 | 2 | 1 | 7 | 2 | 1 | 0 | 0 | 18 |
| Little, Nassir | 4-10 | 1-3 | 0-1 | 7 | 3 | 9 | 1 | 1 | 1 | 1 | 21 |
| Miller, Walker | 0-1 | 0-0 | 0-0 | 0 | 0 | 0 | 0 | 1 | 0 | 0 | 2 |
| Ellis, Caleb | 0-0 | 0-0 | 0-0 | 0 | 0 | 0 | 0 | 0 | 0 | 1 | 2 |
| Smith, K.J. | 0-0 | 0-0 | 1-2 | 0 | 1 | 1 | 1 | 0 | 1 | 0 | 2 |
| Huffman, Brandon | 0-0 | 0-0 | 0-0 | 0 | 0 | 0 | 0 | 0 | 0 | 0 | 3 |
| Totals | 29-61 | 13-27 | 6-11 | 39 | 13 | 77 | 21 | 15 | 2 | 10 | 200 |
| FG% | 1st Half: 12-29 41.4% | | 2nd Half: 17-32 53.1% | | Game: 47.5% | | | | | | |
| 3FG% | 1st Half: 5-12 41.7% | | 2nd Half: 8-15 53.3% | | Game: 48.1% | | | | | | |
| FT% | 1st Half: 2-4 50.0% | | 2nd Half: 4-7 57.1% | | Game: 54.5% | | | | | | |

GEORGIA TECH (11-10, 3-5 ACC)

| Player | FG-A | 3P-A | FT-A | Reb | PF | Pts | A | TO | Bk | S | MIN |
|---------------------|-----------------------|------|-------|-----------------------|----|-----|-------------|----|----|---|-----|
| Gueye, Abdoulaye* | 7-14 | 0-1 | 0-0 | 4 | 4 | 14 | 0 | 2 | 4 | 2 | 36 |
| Banks III, James* | 3-6 | 0-0 | 1-1 | 6 | 3 | 7 | 2 | 2 | 1 | 0 | 34 |
| Devoe, Michael* | 3-10 | 1-3 | 2-4 | 5 | 0 | 9 | 2 | 1 | 1 | 0 | 29 |
| Alvarado, Jose* | 2-9 | 1-4 | 0-0 | 5 | 0 | 5 | 3 | 0 | 4 | 4 | 28 |
| Haywood II, Curtis* | 2-10 | 0-6 | 1-2 | 4 | 0 | 5 | 6 | 2 | 0 | 2 | 26 |
| Cole, Evan | 1-2 | 0-1 | 0-0 | 2 | 3 | 2 | 0 | 3 | 1 | 0 | 10 |
| Wright, Moses | 1-5 | 0-0 | 2-2 | 4 | 1 | 4 | 0 | 0 | 0 | 0 | 15 |
| Moore, Khalid | 2-2 | 0-0 | 4-4 | 0 | 1 | 8 | 0 | 2 | 0 | 0 | 15 |
| Ogbonda, Sylvester | 0-1 | 0-0 | 0-0 | 0 | 0 | 0 | 0 | 0 | 0 | 0 | 4 |
| Spolund, Kristian | 0-1 | 0-1 | 0-0 | 2 | 0 | 0 | 0 | 0 | 0 | 0 | 3 |
| Totals | 21-60 | 2-16 | 10-13 | 34 | 12 | 54 | 15 | 16 | 7 | 8 | 200 |
| FG% | 1st Half: 10.32 31.3% | | | 2nd Half: 11.28 39.3% | | | Game: 35.0% | | | | |
| FT% | 1st Half: 1-10 10.0% | | | 2nd Half: 1-6 16.7% | | | Game: 12.5% | | | | |
| 3FG | 1st Half: 3-3 100% | | | 2nd Half: 7-10 70.0% | | | Game: 76.9% | | | | |

2018-19 GAME SUMMARIES

GAME 22

No. 25 Florida State 59, Georgia Tech 49

Feb. 2, 2019 • Tallahassee, Fla.

Abdoulaye Gueye scored 15 points, Michael Devoe added 10 and Georgia Tech played another standout defensive game, but No. 25 Florida State used an early second-half spurt to pull away and hold off the Yellow Jackets, 59-49, at the Donald L. Tucker Civic Center.

Tech lost for the fifth time in six games despite bottling up a Seminoles team that had averaged nearly 78 points a game. FSU shot just 34.8 percent from the floor and just 4-of-16 from three-point range. The Jackets struggled to score, hitting just 28.3 percent from the floor, and just 3-of-21 attempts from bonus range.

Mfiondu Kabengele, who led the Seminoles with 12 points, tipped in a missed layup from Trent Forrest at the halftime horn to give FSU a 33-27 lead at intermission. The Noles then scored the first six points of the second half, getting a basket from Forrest, a three-pointer by Phil Cofer and a free throw by Terance Mann, who also scored 12 in the game, to go ahead 39-27.

The Seminoles' lead remained between eight and 11 points for the next 12 minutes before the Jackets finally nudged closer to 55-49 on Evan Cole's layup with 4:23 left. That was a close at Tech could get, however, failing to score another point while FSU converted four free throws in the final minutes.

GEORGIA TECH (11-11, 3-6 ACC)

| Player | FG-A | 3P-A | FT-A | Reb | PF | Pts | A | TO | Bk | S | MIN |
|---------------------|---|-------------|--------------|-----------|-----------|-----------|----------|-----------|----------|----------|------------|
| Banks III, James* | 2-6 | 0-0 | 1-1 | 4 | 4 | 5 | 0 | 2 | 0 | 2 | 20 |
| Gueye, Abdoulaye* | 6-7 | 0-0 | 3-4 | 7 | 2 | 15 | 0 | 3 | 0 | 0 | 37 |
| Devoe, Michael* | 3-13 | 2-5 | 2-2 | 5 | 3 | 10 | 0 | 4 | 0 | 1 | 37 |
| Alvarado, Jose* | 0-10 | 0-5 | 0-0 | 3 | 5 | 0 | 2 | 1 | 0 | 0 | 24 |
| Haywood II, Curtis* | 2-8 | 0-6 | 0-0 | 2 | 3 | 4 | 2 | 1 | 0 | 0 | 32 |
| Phillips, Shembari | 0-1 | 0-0 | 0-0 | 0 | 0 | 0 | 0 | 0 | 0 | 0 | 2 |
| Cole, Evan | 2-5 | 1-2 | 2-2 | 3 | 1 | 7 | 0 | 2 | 1 | 0 | 19 |
| Alston, Brandon | 1-5 | 0-2 | 2-2 | 2 | 1 | 4 | 0 | 1 | 0 | 0 | 9 |
| Wright, Moses | 0-1 | 0-0 | 0-0 | 2 | 1 | 0 | 0 | 0 | 1 | 0 | 4 |
| Moore, Khalid | 1-4 | 0-1 | 2-3 | 2 | 3 | 4 | 1 | 0 | 0 | 0 | 16 |
| Medlock, Shaheed | 0-0 | 0-0 | 0-0 | 0 | 0 | 0 | 0 | 0 | 0 | 0 | 0+ |
| Totals | 17-60 | 3-21 | 12-14 | 37 | 23 | 49 | 5 | 14 | 2 | 3 | 200 |
| FG% | 1st Half: 9-23 39.1% 2nd Half: 8-37 21.6% Game: 28.3% | | | | | | | | | | |
| 3FG% | 1st Half: 2-10 20.0% 2nd Half: 1-11 9.1% Game: 14.3% | | | | | | | | | | |
| FT% | 1st Half: 7-8 87.5% 2nd Half: 5-6 83.3% Game: 85.7% | | | | | | | | | | |

FLORIDA STATE (16-5, 4-4 ACC)

| Player | FG-A | 3P-A | FT-A | Reb | PF | Pts | A | TO | Bk | S | MIN |
|--------------------|--|-------------|--------------|-----------|-----------|-----------|-----------|-----------|----------|----------|------------|
| Cofer, Phil* | 2-6 | 1-2 | 0-0 | 3 | 2 | 5 | 1 | 1 | 0 | 0 | 20 |
| Koumadje, Christ* | 2-2 | 0-0 | 2-2 | 8 | 3 | 6 | 0 | 2 | 2 | 0 | 19 |
| Forrest, Trent* | 3-7 | 0-0 | 3-6 | 6 | 2 | 9 | 3 | 3 | 1 | 3 | 36 |
| Walker, MJ* | 0-7 | 0-4 | 2-2 | 1 | 4 | 2 | 0 | 0 | 0 | 1 | 26 |
| Mann, Terance* | 3-5 | 0-1 | 6-8 | 7 | 1 | 12 | 1 | 3 | 0 | 1 | 34 |
| Gray, RaiQuan | 2-4 | 0-1 | 0-0 | 2 | 2 | 4 | 0 | 0 | 0 | 0 | 9 |
| Savoy, PJ | 1-3 | 1-3 | 3-3 | 2 | 2 | 6 | 0 | 1 | 0 | 0 | 12 |
| Nichols, David | 0-3 | 0-3 | 0-0 | 0 | 2 | 0 | 3 | 2 | 0 | 0 | 13 |
| Polite, Anthony | 0-2 | 0-0 | 0-0 | 4 | 1 | 0 | 1 | 2 | 0 | 0 | 7 |
| Vassell, Devin | 1-1 | 1-1 | 0-0 | 0 | 0 | 3 | 1 | 0 | 0 | 0 | 3 |
| Kabengele, Mfiondu | 2-6 | 1-1 | 7-9 | 2 | 0 | 12 | 0 | 0 | 2 | 0 | 21 |
| Totals | 16-46 | 4-16 | 23-30 | 39 | 19 | 59 | 10 | 14 | 5 | 5 | 200 |
| FG% | 1st Half: 11-28 39.3% 2nd Half: 5-18 27.8% Game: 34.8% | | | | | | | | | | |
| 3FG% | 1st Half: 2-8 25.0% 2nd Half: 2-8 25.0% Game: 25.0% | | | | | | | | | | |
| FT% | 1st Half: 9-11 81.8% 2nd Half: 14-19 73.7% Game: 76.7% | | | | | | | | | | |

Score by Periods

| | 1st | 2nd | Total |
|---------------|-----|-----|-------|
| Georgia Tech | 27 | 22 | 49 |
| Florida State | 33 | 26 | 59 |

Officials: Lee Cassell, Raymie Styons, Tim Comer

Technical fouls: Georgia Tech-Alvarado, Jose. Florida State-Savoy, P.J.

Attendance: 10181

Points in the paint-GT 28,FS 16. Points off turnovers-GT 10,FS 13.

2nd chance points-GT 12,FS 4. Fast break points-GT 4,FS 6.

Bench points-GT 15,FS 25. Score tied-5 times. Lead changed-5 times.

Last FG-GT 2nd-04:23, FS 2nd-05:45.

Largest lead-GT by 6 1st-13:53, FS by 12 2nd-17:44.

GT led for 07:23. FS led for 27:51. Game was tied for 04:46.

GAME 23

Clemson 65, Georgia Tech 42

Feb. 6, 2019 • McCamish Pavilion

James Banks led Georgia Tech with 13 points, eight rebounds and seven blocked shots but it wasn't enough to overcome Clemson's second-half shooting surge in the Yellow Jackets' 65-42 loss to the Tigers. It was Tech's fourth consecutive loss and sixth in the last seven games.

Most notably, Banks' career-high seven blocked shots were just one shy of Georgia Tech's record for blocks in an Atlantic Coast Conference game (8), which is shared by Alvin Jones (Jan. 6, 2001 vs. Maryland) and Ben Lammers (Jan. 18, 2017).

Despite Banks' work around the basket, Clemson (14-8, 4-5 ACC) made 62.5 percent of its field-goal attempts in the second half (15-of-24) and outscored Georgia Tech 32-18 after the break to pull away for the victory.

Clemson's Marquise Reed led all scorers with 19 points.

CLEMSON (14-8, 4-5 ACC)

| Player | FG-A | 3P-A | FT-A | Reb | PF | Pts | A | TO | Bk | S | MIN |
|--------------------|---|-------------|-------------|-----------|-----------|-----------|-----------|-----------|----------|----------|------------|
| Thomas, Elijah* | 3-5 | 0-0 | 1-2 | 6 | 4 | 7 | 2 | 1 | 5 | 1 | 17 |
| Skara, David* | 5-9 | 1-3 | 2-2 | 8 | 0 | 13 | 4 | 0 | 0 | 0 | 35 |
| Simms, Aamir* | 5-9 | 2-4 | 1-2 | 5 | 1 | 13 | 3 | 1 | 2 | 0 | 31 |
| Reed, Marquise* | 9-16 | 0-4 | 1-4 | 3 | 0 | 19 | 2 | 3 | 0 | 3 | 37 |
| Mitchell, Shelton* | 3-7 | 2-4 | 0-0 | 5 | 0 | 8 | 2 | 3 | 0 | 1 | 33 |
| Trapp, Clyde | 1-1 | 1-1 | 0-0 | 2 | 2 | 3 | 2 | 0 | 0 | 1 | 18 |
| Davis, Lyles | 0-0 | 0-0 | 0-0 | 0 | 0 | 0 | 0 | 0 | 0 | 0 | 1 |
| Tyson, Hunter | 0-0 | 0-0 | 0-0 | 0 | 0 | 0 | 1 | 0 | 0 | 0 | 5 |
| Fox, Parker | 0-1 | 0-1 | 0-0 | 0 | 0 | 0 | 0 | 0 | 0 | 0 | 1 |
| Newman II, John | 0-0 | 0-0 | 0-0 | 0 | 1 | 0 | 1 | 1 | 0 | 0 | 5 |
| White, Javan | 1-7 | 0-0 | 0-0 | 4 | 5 | 2 | 0 | 0 | 0 | 1 | 13 |
| Jernison, Trey | 0-0 | 0-0 | 0-0 | 1 | 2 | 0 | 0 | 1 | 0 | 0 | 4 |
| Totals | 27-55 | 6-17 | 5-10 | 39 | 15 | 65 | 17 | 12 | 7 | 7 | 200 |
| FG% | 1st Half: 12-31 38.7% 2nd Half: 15-24 62.5% Game: 49.1% | | | | | | | | | | |
| 3FG% | 1st Half: 4-11 36.4% 2nd Half: 2-6 33.3% Game: 35.3% | | | | | | | | | | |
| FT% | 1st Half: 5-10 50.0% 2nd Half: 0-0 0.0% Game: 50.0% | | | | | | | | | | |

GEORGIA TECH (11-12, 3-7 ACC)

| Player | FG-A | 3P-A | FT-A | Reb | PF | Pts | A | TO | Bk | S | MIN |
|--------------------|---|-------------|--------------|-----------|-----------|-----------|----------|-----------|----------|----------|------------|
| Moore, Khalid* | 0-2 | 0-1 | 2-2 | 2 | 2 | 2 | 1 | 1 | 0 | 0 | 17 |
| Gueye, Abdoulaye* | 3-8 | 0-0 | 1-2 | 2 | 4 | 7 | 1 | 0 | 1 | 1 | 22 |
| Banks III, James* | 3-9 | 0-0 | 7-10 | 8 | 2 | 13 | 0 | 3 | 7 | 2 | 31 |
| Devoe, Michael* | 2-5 | 2-4 | 0-0 | 1 | 0 | 6 | 1 | 3 | 0 | 0 | 34 |
| Alvarado, Jose* | 1-10 | 1-2 | 0-0 | 4 | 1 | 3 | 4 | 2 | 0 | 2 | 28 |
| Phillips, Shembari | 0-0 | 0-0 | 0-0 | 0 | 0 | 0 | 0 | 0 | 0 | 0 | 2 |
| Cole, Evan | 0-2 | 0-2 | 0-0 | 1 | 1 | 0 | 1 | 3 | 0 | 0 | 13 |
| Alston, Brandon | 4-6 | 1-2 | 2-2 | 2 | 0 | 11 | 0 | 0 | 0 | 0 | 22 |
| Wright, Moses | 0-0 | 0-0 | 0-0 | 0 | 0 | 0 | 0 | 0 | 0 | 0 | 2 |
| Haywood II, Curtis | 0-1 | 0-1 | 0-0 | 4 | 1 | 0 | 0 | 3 | 0 | 1 | 25 |
| Sjolund, Kristian | 0-0 | 0-0 | 0-0 | 0 | 0 | 0 | 0 | 1 | 0 | 0 | 4 |
| Totals | 13-43 | 4-12 | 12-16 | 24 | 11 | 42 | 8 | 16 | 8 | 6 | 200 |
| FG% | 1st Half: 6-18 33.3% 2nd Half: 7-25 28.0% Game: 30.2% | | | | | | | | | | |
| 3FG% | 1st Half: 3-5 60.0% 2nd Half: 1-7 14.3% Game: 33.3% | | | | | | | | | | |
| FT% | 1st Half: 9-12 75.0% 2nd Half: 3-4 75.0% Game: 75.0% | | | | | | | | | | |

Score by Periods

| | 1st | 2nd | Total |
|--------------|-----|-----|-------|
| Clemson | 33 | 32 | 65 |
| Georgia Tech | 24 | 18 | 42 |

Officials: Brian O'Connell, John Higgins, Doug Simons

Attendance: 5636

Points in the paint-CU 30,GT 14. Points off turnovers-CU 14,GT 6.

2nd chance points-CU 15,GT 6. Fast break points-CU 12,GT 7.

Bench points-CU 5,GT 11. Score tied-2 times. Lead changed-3 times.

Last FG-CU 2nd-01:55, GT 2nd-02:51.

Largest lead-CU by 25 2nd-01:55, GT by 3 1st-19:34.

CU led for 36:58. GT led for 01:12. Game was tied for 01:50.

GAME 24

Notre Dame 69, Georgia Tech 59

Feb. 10, 2019 • South Bend, Ind.

Michael Devoe scored a career-high 18 points and Abdoulaye Gueye added 12 for the Yellow Jackets, but Notre Dame took advantage of 20 offensive rebounds and pulled away from Georgia Tech in the second half Sunday night for a 69-59 Atlantic Coast Conference victory at the Purcell Pavilion.

Tech lost for the fifth straight time despite holding the Fighting Irish to 32.8-percent shooting from the floor and 22.2 percent from three-point range. Notre Dame scored 20 points on second chances, which enabled the Fighting Irish (13-11, 3-8 ACC) to overcome a one-point halftime deficit and outscore the Jackets, 45-34, after intermission.

T.J. Gibbs led four Notre Dame players in double figures with 20 points, including eight from the foul line. D.J. Harvey scored 18 for the Fighting Irish, with Prentiss Hubb adding 13 and John Mooney notching another double-double with 11 points and 14 boards.

James Banks scored nine points and grabbed 12 rebounds for the Yellow Jackets. Devoe added a season-best eight rebounds and six assists.

GEORGIA TECH (11-13, 3-8)

| Player | FG-A | 3P-A | FT-A | Reb | PF | Pts | A | TO | Bk | S | MIN |
|---------------------|--|-------------|-------------|-----------|-----------|-----------|-----------|-----------|----------|----------|------------|
| Gueye, Abdoulaye* | 4-7 | 0-0 | 4-6 | 4 | 3 | 12 | 3 | 4 | 1 | 1 | 26 |
| Banks III, James* | 4-7 | 0-0 | 1-3 | 12 | 4 | 9 | 1 | 4 | 4 | 1 | 33 |
| Devoe, Michael* | 6-13 | 4-5 | 2-2 | 8 | 4 | 18 | 6 | 2 | 2 | 1 | 40 |
| Alvarado, Jose* | 2-10 | 1-6 | 0-0 | 2 | 2 | 5 | 1 | 0 | 0 | 2 | 40 |
| Haywood II, Curtis* | 0-6 | 0-6 | 1-2 | 6 | 0 | 1 | 1 | 0 | 0 | 1 | 20 |
| Alston, Brandon | 2-4 | 0-2 | 0-0 | 0 | 2 | 4 | 1 | 0 | 0 | 0 | 16 |
| Moore, Khalid | 1-2 | 0-1 | 0-0 | 1 | 1 | 2 | 0 | 1 | 0 | 0 | 16 |
| Sjolund, Kristian | 3-5 | 2-3 | 0-0 | 0 | 1 | 8 | 0 | 1 | 0 | 1 | 9 |
| Totals | 22-54 | 7-23 | 8-13 | 39 | 17 | 59 | 13 | 14 | 7 | 7 | 200 |
| FG% | 1st Half: 9-23 39.1% 2nd Half: 13-31 41.9% Game: 40.7% | | | | | | | | | | |
| 3FG% | 1st Half: 4-10 40.0% 2nd Half: 3-13 23.1% Game: 30.4% | | | | | | | | | | |
| FT% | 1st Half: 3-6 50.0% 2nd Half: 5-7 71.4% Game: 61.5% | | | | | | | | | | |

NOTRE DAME (13-11, 3-8)

| Player | FG-A | 3P-A | FT-A | Reb | PF | Pts | A | TO | Bk | S | MIN |
|-----------------|-----------------------|-------------|--------------|-----------------------|-----------|-----------|-------------|----------|----------|----------|------------|
| Mooney, John* | 4-16 | 0-4 | 3-4 | 14 | 0 | 11 | 1 | 1 | 0 | 0 | 34 |
| Hubb, Prentiss* | 4-7 | 1-3 | 4-4 | 5 | 1 | 13 | 3 | 1 | 0 | 0 | 33 |
| Harvey, DJ* | 5-13 | 2-5 | 6-8 | 8 | 4 | 18 | 0 | 1 | 0 | 1 | 32 |
| Gibbs, TJ* | 5-13 | 2-8 | 8-9 | 3 | 2 | 20 | 5 | 1 | 0 | 4 | 38 |
| Djogo, Nikola* | 1-4 | 0-3 | 0-0 | 3 | 0 | 2 | 2 | 0 | 0 | 1 | 23 |
| Juwan Durham | 0-3 | 0-0 | 0-0 | 5 | 4 | 0 | 1 | 1 | 1 | 1 | 11 |
| Laszewski, Nate | 2-6 | 1-4 | 0-0 | 3 | 3 | 5 | 0 | 2 | 1 | 1 | 18 |
| Goodwin, Dane | 0-2 | 0-0 | 0-0 | 2 | 0 | 0 | 0 | 1 | 0 | 0 | 11 |
| Totals | 21-64 | 6-27 | 21-25 | 45 | 14 | 69 | 12 | 8 | 2 | 8 | 200 |
| FG% | 1st Half: 10-34 29.4% | | | 2nd Half: 11-30 36.7% | | | Game: 32.8% | | | | |
| 3FG% | 1st Half: 3-16 18.8% | | | 2nd Half: 3-11 27.3% | | | Game: 22.2% | | | | |
| FT% | 1st Half: 1-2 50.0% | | | 2nd Half: 20-23 87.0% | | | Game: 84.0% | | | | |

2018-19 GAME SUMMARIES

GAME 25

No. 22 Virginia Tech 76, Georgia Tech 68

Feb. 13, 2019 • Blacksburg, Va.

Michael Devoe scored a game-high 22 points and James Banks added 15 for the Yellow Jackets, but No. 22 Virginia Tech overcame a halftime deficit with eight second-half three-point field goals and defeated the Yellow Jackets, 76-68.

Georgia Tech lost for the sixth straight time despite posting its highest scoring total since Jan. 12 at Syracuse and knocking down 11 three-point field goals, one shy of the Yellow Jackets' 12 in the season opener against Lamar. Devoe matched his season best with four, while Kristian Sjolund hit three. Brandon Alston, Curtis Haywood II, Moses Wright and Khalid Moore each had one.

Down 27-16, the Yellow Jackets reeled off 14 straight points to take a 30-27 lead into intermission as Virginia Tech (18-5, 8-4 ACC) missed four straight shots and turned the ball over twice in the final 4:44. Wright scored twice in the run, while Sjolund and Moore each hit threes.

After a Devoe three to start the second half, the Hokies roared back with a 16-4 run to build a 47-37 lead at the 13:36 mark. The Jackets made another run, closing the gap to 49-48 on another Devoe three with 8:56 to go, but that was as close as they would get after Kerry Blackshear, Jr., answered with a layup. Blackshear finished the game with 16 points and eight assists, expertly finding open shooters for the Hokies against the Yellow Jacket zone.

The Hokies, who swept the season series from the Yellow Jackets and have won the last six games in the series, shot 59.3 percent from the floor and connected on 8-of-16 three-pointers in the second half. They scored 17 points off of Georgia Tech turnovers in the game.

GEORGIA TECH (11-14, 3-9 ACC)

| Player | FG-A | 3P-A | FT-A | Reb | PF | Pts | A | TO | Bk | S | MIN |
|---------------------|-----------------------|--------------|-----------------------|-----------|-------------|-----------|-----------|-----------|----------|----------|------------|
| Banks III, James* | 5-8 | 0-0 | 5-6 | 8 | 4 | 15 | 3 | 2 | 2 | 0 | 36 |
| Devoe, Michael* | 6-11 | 4-7 | 6-7 | 5 | 2 | 22 | 5 | 2 | 1 | 0 | 37 |
| Alston, Brandon* | 1-3 | 1-1 | 0-0 | 3 | 0 | 3 | 1 | 2 | 0 | 0 | 19 |
| Alvarado, Jose* | 2-10 | 0-6 | 0-0 | 1 | 2 | 4 | 1 | 0 | 0 | 0 | 31 |
| Haywood II, Curtis* | 1-3 | 1-3 | 0-0 | 1 | 2 | 3 | 0 | 2 | 0 | 1 | 13 |
| Wright, Moses | 3-9 | 1-2 | 0-0 | 2 | 1 | 7 | 1 | 1 | 0 | 1 | 24 |
| Moore, Khalid | 1-1 | 1-1 | 0-0 | 0 | 0 | 3 | 3 | 0 | 0 | 0 | 10 |
| Gueye, Abdoulaye | 0-0 | 0-0 | 0-0 | 0 | 0 | 0 | 1 | 0 | 0 | 0 | 4 |
| Sjolund, Kristian | 4-8 | 3-7 | 0-0 | 6 | 3 | 11 | 0 | 1 | 1 | 0 | 26 |
| Totals | 23-53 | 11-27 | 11-13 | 31 | 14 | 68 | 15 | 13 | 4 | 2 | 200 |
| FG% | 1st Half: 11-28 39.3% | | 2nd Half: 12-25 48.0% | | Game: 43.4% | | | | | | |
| 3FG% | 1st Half: 4-12 33.3% | | 2nd Half: 7-15 46.7% | | Game: 40.7% | | | | | | |
| FT% | 1st Half: 4-4 100% | | 2nd Half: 7-9 77.8% | | Game: 84.6% | | | | | | |

VIRGINIA TECH (19-5, 8-4 ACC)

| Player | FG-A | 3-P-A | FT-A | Reb | PF | Pts | A | TO | Bk | S | MIN |
|--------------------------|----------------------|-------|-----------------------|-----|-------------|-----|----|----|----|----|-----|
| Blackshear, Kerry* | 5-10 | 1-2 | 5-7 | 4 | 3 | 16 | 8 | 0 | 0 | 4 | 36 |
| Outlaw, Ty* | 6-12 | 6-12 | 2-3 | 3 | 1 | 20 | 1 | 0 | 3 | 1 | 38 |
| Bede, Wabissa* | 1-1 | 0-0 | 0-0 | 2 | 4 | 2 | 1 | 2 | 0 | 0 | 19 |
| Alexander-Walker, N'5-12 | 3-7 | 3-3 | 1 | 2 | 16 | 7 | 2 | 0 | 2 | 34 | |
| Hill, Ahmed* | 4-10 | 1-6 | 2-4 | 6 | 1 | 11 | 1 | 2 | 0 | 0 | 36 |
| Wilkins, Isaiah | 3-6 | 2-3 | 1-1 | 6 | 3 | 9 | 2 | 1 | 0 | 0 | 28 |
| Horne, P.J | 1-2 | 0-0 | 0-0 | 1 | 2 | 2 | 0 | 2 | 0 | 0 | 9 |
| Totals | 25-53 | 13-30 | 13-18 | 26 | 16 | 76 | 20 | 9 | 3 | 7 | 200 |
| FG% | 1st Half: 9-26 34.6% | | 2nd Half: 16-27 59.3% | | Game: 47.2% | | | | | | |
| 3FG% | 1st Half: 5-14 35.7% | | 2nd Half: 8-16 50.0% | | Game: 43.3% | | | | | | |
| FT% | 1st Half: 4-7 57.1% | | 2nd Half: 9-11 81.8% | | Game: 72.2% | | | | | | |

Score by Periods

| | 1st | 2nd | Total |
|---------------|-----|-----|-------|
| Georgia Tech | 30 | 38 | 68 |
| Virginia Tech | 27 | 49 | 76 |

Officials: Mike Eades, Ted Valentine, Mike Eades

Attendance: 9275

Points in the paint-GT 22, VT 24. Points off turnovers-GT 9, VT 17.

2nd chance points-GT 11, VT 9. Fast break points-GT 2, VT 13.

Bench points-GT 21, VT 11. Score tied 2 times. Lead changed 4 times.

Last FG-GT 2nd-00:07, VT 2nd-00:33.

Largest lead-GT by 5 2nd-18:22, VT by 12 2nd-01:46.

GT led for 07:50. VT led for 30:47. Game was tied for 01:23.

GAME 26

No. 17 Florida State 69, Georgia Tech 47

Feb. 16, 2018 • McCamish Pavilion

Georgia Tech men's basketball could not find a rhythm offensively in a 69-47 loss to No. 17 Florida State.

Georgia Tech shot 27.1 percent from the field (16-for-59), its lowest field-goal percentage of the season. The Yellow Jackets' 47 points were their second-fewest of the season.

As has been the case for much of the season, the Jackets' defense was exemplary, holding Florida State (20-5, 8-4 ACC) to its fifth-fewest points of the season and limiting the Seminoles to a 39.1 field-goal percentage (25-of-64), which marked only the fifth time this season that they made less than 40 percent of their shots.

Georgia Tech point guard Jose Alvarado broke out of a month-long shooting slump by making 6-of-11 field-goal attempts (the first time he's made at least 50 percent of his shots since Jan. 12 at Syracuse) for a game-high 17 points. Making his first start, true freshman Kristian Sjolund matched a career-high with 11 points for the Jackets.

FLORIDA STATE (20-5, 8-4 ACC)

| Player | FG-A | 3P-A | FT-A | Reb | PF | Pts | A | TO | Bk | S | MIN |
|-------------------|-----------------------|-------------|-----------------------|-----------|-------------|-----------|-----------|-----------|----------|----------|------------|
| Coker, Phil* | 3-9 | 2-4 | 0-0 | 7 | 0 | 8 | 1 | 0 | 0 | 0 | 26 |
| Koumadja, Christ* | 5-7 | 0-0 | 0-2 | 12 | 3 | 10 | 1 | 6 | 3 | 0 | 21 |
| Forrest, Trent* | 0-1 | 0-0 | 0-0 | 3 | 0 | 0 | 3 | 0 | 0 | 0 | 20 |
| Mann, Terence* | 2-5 | 0-0 | 3-4 | 8 | 1 | 7 | 1 | 0 | 0 | 2 | 22 |
| Walker, MJ* | 4-9 | 1-6 | 0-0 | 1 | 3 | 9 | 2 | 3 | 1 | 0 | 19 |
| Gray, RaiQuan | 0-3 | 0-1 | 0-0 | 3 | 1 | 0 | 2 | 1 | 0 | 0 | 12 |
| Savoy, PJ | 1-6 | 1-6 | 0-0 | 0 | 1 | 3 | 1 | 1 | 0 | 1 | 12 |
| Nichols, David | 3-6 | 3-5 | 0-0 | 1 | 2 | 9 | 2 | 0 | 0 | 0 | 18 |
| Poille, Anthony | 0-1 | 0-1 | 0-0 | 1 | 1 | 0 | 0 | 0 | 0 | 1 | 7 |
| Lindner, Justin | 0-0 | 0-0 | 2-2 | 0 | 1 | 2 | 1 | 1 | 0 | 1 | 2 |
| Light, Travis | 0-1 | 0-1 | 0-0 | 0 | 0 | 0 | 0 | 0 | 0 | 0 | 1 |
| Vassell, Devin | 4-7 | 2-3 | 1-2 | 3 | 1 | 11 | 1 | 1 | 1 | 2 | 16 |
| Kabengele, Mfondu | 2-5 | 0-2 | 4-4 | 6 | 2 | 8 | 2 | 0 | 1 | 0 | 16 |
| Wilkes, Wyatt | 0-1 | 0-1 | 0-0 | 2 | 1 | 0 | 0 | 1 | 0 | 0 | 5 |
| Miles, Will | 0-1 | 0-0 | 0-0 | 1 | 0 | 0 | 0 | 0 | 0 | 0 | 1 |
| Prieto, Harrison | 1-2 | 0-0 | 0-0 | 0 | 0 | 2 | 0 | 0 | 0 | 0 | 2 |
| Totals | 25-64 | 9-30 | 10-14 | 50 | 17 | 69 | 17 | 14 | 6 | 7 | 200 |
| FG% | 1st Half: 12-29 41.4% | | 2nd Half: 13-35 37.1% | | Game: 39.1% | | | | | | |
| 3FG% | 1st Half: 6-15 40.0% | | 2nd Half: 3-15 20.0% | | Game: 30.0% | | | | | | |
| FT% | 1st Half: 4-8 50.0% | | 2nd Half: 6-6 100% | | Game: 71.4% | | | | | | |

GEORGIA TECH (11-15, 3-10 ACC)

| Player | FG-A | 3P-A | FT-A | Reb | PF | Pts | A | TO | Bk | S | MIN |
|--------------------|----------------------|-------------|----------------------|-----------|-------------|-----------|----------|-----------|----------|----------|------------|
| Wright, Moses* | 1-4 | 0-1 | 0-0 | 1 | 0 | 2 | 0 | 1 | 0 | 0 | 7 |
| Sjolund, Kristian* | 3-8 | 3-7 | 2-2 | 5 | 3 | 11 | 0 | 1 | 1 | 0 | 28 |
| Banks III, James* | 1-9 | 0-0 | 2-3 | 10 | 3 | 4 | 1 | 1 | 2 | 2 | 32 |
| Devoe, Michael* | 2-11 | 1-4 | 1-2 | 7 | 0 | 6 | 1 | 4 | 0 | 1 | 33 |
| Alvarado, Jose* | 6-11 | 3-7 | 2-2 | 5 | 2 | 17 | 3 | 2 | 0 | 2 | 38 |
| Phillips, Shembari | 0-3 | 0-2 | 0-0 | 0 | 0 | 0 | 0 | 0 | 0 | 0 | 5 |
| Alston, Brandon | 1-5 | 0-1 | 0-0 | 2 | 1 | 2 | 2 | 1 | 0 | 0 | 17 |
| Moore, Khalid | 0-1 | 0-0 | 0-2 | 1 | 1 | 0 | 2 | 2 | 0 | 1 | 22 |
| Haywood II, Curtis | 0-0 | 0-0 | 0-0 | 0 | 0 | 0 | 0 | 1 | 0 | 0 | 1 |
| Gueye, Abdoulaye | 2-7 | 1-1 | 0-0 | 6 | 0 | 5 | 0 | 1 | 0 | 1 | 17 |
| Totals | 16-59 | 8-23 | 7-11 | 38 | 10 | 47 | 9 | 14 | 3 | 7 | 200 |
| FG% | 1st Half: 9-31 29.0% | | 2nd Half: 7-28 25.0% | | Game: 27.1% | | | | | | |
| 3FG% | 1st Half: 5-13 38.5% | | 2nd Half: 3-10 30.0% | | Game: 34.8% | | | | | | |
| FT% | 1st Half: 0-1 0.0% | | 2nd Half: 7-10 70.0% | | Game: 63.6% | | | | | | |

Score by Periods

| | 1st | 2nd | Total |
|---------------|-----|-----|-------|
| Florida State | 34 | 35 | 69 |
| Georgia Tech | 23 | 24 | 47 |

Officials: Jamie Luckie, Earl Walton, James Breeding

Technical fouls: Georgia Tech-Banks III, James.

Attendance: 8600

Points in the paint-FS 28, GT 12. Points off turnovers-FS 9, GT 4.

2nd chance points-FS 4, GT 2. Fast break points-FS 27, GT 19.

Bench points-FS 35, GT 7. Score tied 1 time. Lead changed 4 times.

Last FG-FS 2nd-00:10, GT 2nd-00:38.

Largest lead-FS by 27 2nd-02:11, GT by 1 1st-15:56.

FS led for 37:18. GT led for 01:20. Game was tied for 01:22.

GAME 27

Georgia Tech 73, Pittsburgh 65

Feb. 20, 2019 • McCamish Pavilion

Virginia Tech shot 52.8 percent from the field in a 76-56 win over Georgia Tech on Saturday afternoon at sold-out McCamish Pavilion.

Both teams were red-hot coming out of the gates, as Georgia Tech made five of its first six shots and Virginia Tech started 5-of-8. Georgia Tech's Tadrir Jackson keyed the Yellow Jackets' early spurt with four buckets in the first four minutes of the game (including three three-pointers), which helped stake the Jackets to a 14-8 lead.

However, it was all Virginia Tech from that point on. The Hokies closed the first half on an 18-6 run to take a 43-29 halftime lead and opened the second period with a 30-9 spurt that saw their lead balloon to as large as 35 points. VT, which was shooting 66.7 percent from the field with less than 10 minutes to go in the game, made 28-of-53 shots for the contest and scored 24 points on fast breaks.

Playing in front of three busloads of fans from his hometown of Tifton, Ga., Jackson led Georgia Tech (11-16, 4-10 ACC) with 13 points. Jackson's brother, Tyrie, is a redshirt-freshman guard for Virginia Tech. The younger Jackson scored six points in 16 minutes of action.

Justin Robinson led Virginia Tech (19-8, 8-6 ACC) with 18 points.

The game was essentially decided in the first 20 minutes. Virginia Tech, ranked fifth nationally in field-goal percentage, assisted on 14 of 16 baskets before halftime and buried Georgia Tech's offense after it jumped out to a six-point lead in the first four minutes.

PITTSBURGH (12-15, 2-12 ACC)

| Player | FG-A | 3P-A | FT-A | Reb | PF | Pts | A | TO | Bk | S | MIN |
|-----------------------|----------------------|-------------|-----------------------|-----------|-------------|-----------|-----------|----------|----------|----------|------------|
| Chukwuka, Kene* | 1-2 | 0-0 | 0-0 | 2 | 3 | 2 | 0 | 0 | 0 | 0 | 18 |
| Johnson, Xavier* | 3-10 | 1-4 | 7-12 | 2 | 3 | 14 | 6 | 3 | 0 | 4 | 35 |
| McGowens, Trey* | 2-5 | 1-2 | 4-5 | 5 | 5 | 9 | 1 | 2 | 0 | 1 | 22 |
| Toney, Au'Diese* | 1-10 | 0-1 | 1-6 | 11 | 1 | 3 | 0 | 1 | 0 | 1 | 19 |
| N'Dir, Sidi* | 0-3 | 0-2 | 0-2 | 1 | 1 | 0 | 4 | 0 | 0 | 1 | 16 |
| Elison, Malik | 2-5 | 0-0 | 2-3 | 3 | 1 | 6 | 0 | 1 | 0 | 1 | 18 |
| Wilson-Francis, Jared | 6-11 | 5-10 | 2-2 | 3 | 1 | 19 | 0 | 0 | 0 | 0 | 35 |
| Davis, Khameron | 0-2 | 0-1 | 1-4 | 1 | 3 | 1 | 1 | 0 | 0 | 0 | 15 |
| Brown, Terrell | 4-9 | 0-0 | 3-4 | 5 | 2 | 11 | 0 | 1 | 1 | 0 | 22 |
| Totals | 19-57 | 7-20 | 20-38 | 36 | 20 | 65 | 12 | 8 | 1 | 8 | 200 |
| FG% | 1st Half: 8-26 30.8% | | 2nd Half: 11-31 35.5% | | Game: 33.3% | | | | | | |
| 3FG% | 1st Half: 2-7 28.6% | | 2nd Half: 5-13 38.5% | | Game: 35.0% | | | | | | |
| FT% | 1st Half: 9-16 56.3% | | 2nd Half: 11-22 50.0% | | Game: 52.6% | | | | | | |

GEORGIA TECH (12-15, 4-10 ACC)

| Player | FG-A | 3P-A | FT-A | Reb | PF | Pts | A | TO | Bk | S | MIN |
|--------------------|-----------------------|------|-----------------------|-----|-------------|-----|----|----|----|---|-----|
| Wright, Moses* | 2-9 | 0-1 | 3-4 | 7 | 3 | 7 | 2 | 2 | 4 | 0 | 27 |
| Sjolund, Kristian* | 2-7 | 2-7 | 3-4 | 0 | 2 | 9 | 0 | 3 | 0 | 0 | 24 |
| Banks III, James* | 3-5 | 0-0 | 1-2 | 10 | 5 | 7 | 2 | 0 | 5 | 0 | 37 |
| Devoe, Michael* | 1-4 | 1-2 | 0-0 | 5 | 5 | 3 | 2 | 2 | 0 | 0 | 25 |
| Alvarado, Jose* | 9-13 | 2-5 | 9-10 | 6 | 2 | 29 | 5 | 1 | 1 | 2 | 40 |
| Alston, Brandon | 0-0 | 0-0 | 0-0 | 0 | 0 | 0 | 0 | 0 | 0 | 0 | 6 |
| Moore, Khalid | 1-1 | 0-0 | 0-0 | 0 | 1 | 2 | 0 | 1 | 0 | 0 | 4 |
| Haywood II, Curtis | 3-5 | 2-4 | 0-0 | 2 | 2 | 8 | 1 | 2 | 0 | 2 | 21 |
| Gueye, Abdoulaye | 3-4 | 0-0 | 2-4 | 3 | 4 | 8 | 1 | 1 | 2 | 0 | 20 |
| Totals | 24-48 | 7-19 | 18-24 | 34 | 24 | 73 | 13 | 13 | 12 | 4 | 166 |
| FG% | 1st Half: 13-29 44.8% | | 2nd Half: 11-19 57.9% | | Game: 50.0% | | | | | | |
| FT% | 1st Half: 4-11 36.4% | | 2nd Half: 3-8 37.5% | | Game: 36.8% | | | | | | |
| 3FG% | 1st Half: 4-6 66.7% | | 2nd Half: 14-18 77.8% | | Game: 75.0% | | | | | | |

2018-19 GAME SUMMARIES

GAME 28

Miami 80, Georgia Tech 65

Feb. 23, 2019 • Coral Gables, Fla.

Jose Alvarado scored 20 points, and Moses Wright matched his career high with 19 Saturday, but Miami had a hot shooting hand early in the game and cruised to an 80-65 victory at the Watsco Center.

The Hurricanes (12-14, 4-10 ACC) made 12 of their first 19 shots from the floor in opening a 30-13 lead by the 8:09 mark of the first half. The Yellow Jackets (12-16, 4-11 ACC) limited the Hurricanes to one field goal the rest of the half, and opened the second stanza by making 10 of their first 12 shots from the floor, but 11 points (51-40 with 14:01 left in the game) was as close as they could get.

Tech shot 51.6 percent in the second half to Miami's 43.6, and hit 5-of-10 shots from three-point range in outscoring the Hurricanes, 42-41, after intermission. Miami finished the game with nine threes and shot 46.6 percent overall.

Miami center Ebuka Izundu was Tech's primary offensive force in the first half and finished the game with 18 points on 8-of-9 shooting from the floor. D.J. Vasiljevic hit four of his five threes and scored 16 of his game-high 21 points in the second half for the Hurricanes to keep the Jackets at bay. Anthony Lawrence scored 16 points, and Chris Lykes added 11 for Miami.

Alvarado played all 40 minutes and hit 6-of-14 shots from the floor, including 6-of-9 from the foul line and a pair of threes. He also had seven rebounds and four assists. Wright, whose previous career high in an ACC game was nine points, hit 9-of-13 shots and grabbed nine rebounds. Michael Devoe added 13 points for the Jackets.

GEORGIA TECH (12-16, 4-11 ACC)

| Player | FG-A | 3P-A | FT-A | Reb | PF | Pts | A | TO | Bk | S | MIN |
|---------------------|----------------------|-------------|-----------------------|-----------|-------------|-----------|-----------|-----------|----------|----------|------------|
| Wright, Moses* | 9-13 | 1-1 | 0-0 | 5 | 2 | 19 | 0 | 2 | 1 | 0 | 27 |
| Sjoflund, Kristian* | 2-7 | 0-4 | 0-0 | 1 | 1 | 4 | 1 | 0 | 0 | 2 | 22 |
| Banks III, James* | 0-1 | 0-0 | 0-0 | 4 | 1 | 0 | 1 | 3 | 2 | 0 | 30 |
| Devoe, Michael* | 4-12 | 3-7 | 2-3 | 0 | 1 | 13 | 3 | 1 | 0 | 0 | 38 |
| Alvarado, Jose* | 6-14 | 2-6 | 6-9 | 7 | 4 | 20 | 4 | 2 | 0 | 2 | 40 |
| Cole, Evan | 0-3 | 0-0 | 0-0 | 2 | 1 | 0 | 1 | 1 | 0 | 1 | 4 |
| Alston, Brandon | 1-1 | 1-1 | 0-0 | 1 | 3 | 3 | 0 | 2 | 0 | 0 | 11 |
| Moore, Khalid | 0-0 | 0-0 | 0-0 | 0 | 0 | 0 | 0 | 0 | 0 | 0 | 1 |
| Haywood II, Curtis | 0-2 | 0-2 | 0-0 | 4 | 2 | 0 | 0 | 2 | 0 | 0 | 10 |
| Gueye, Abdoulaye | 3-5 | 0-0 | 0-0 | 3 | 3 | 6 | 3 | 1 | 0 | 1 | 17 |
| Totals | 25-58 | 7-21 | 8-12 | 33 | 18 | 65 | 13 | 16 | 3 | 6 | 200 |
| FG% | 1st Half: 9-27 33.3% | | 2nd Half: 16-31 51.6% | | Game: 43.1% | | | | | | |
| 3FG% | 1st Half: 2-11 18.2% | | 2nd Half: 5-10 50.0% | | Game: 33.3% | | | | | | |
| FT% | 1st Half: 3-3 100% | | 2nd Half: 5-9 55.6% | | Game: 66.7% | | | | | | |

MIAMI (12-15, 4-10 ACC)

| Player | FG-A | 3P-A | FT-A | Reb | PF | Pts | A | TO | Bk | S | MIN |
|--------------------|-----------------------|-------------|-----------------------|-----------|-------------|-----------|-----------|-----------|----------|-----------|------------|
| Izundu, Ebuka* | 8-9 | 0-0 | 2-2 | 9 | 4 | 18 | 0 | 2 | 1 | 1 | 21 |
| Lykes, Chris* | 3-10 | 1-5 | 4-5 | 2 | 2 | 11 | 0 | 0 | 0 | 2 | 34 |
| Vasiljevic, DJ* | 7-15 | 5-11 | 2-2 | 5 | 3 | 21 | 4 | 2 | 0 | 1 | 32 |
| Lawrence, Anthony* | 5-9 | 1-3 | 5-5 | 10 | 2 | 16 | 9 | 4 | 0 | 1 | 39 |
| Johnson, Zach* | 1-7 | 0-0 | 0-0 | 2 | 3 | 2 | 5 | 0 | 0 | 3 | 32 |
| Herenton, Willie | 0-1 | 0-1 | 0-0 | 1 | 1 | 0 | 0 | 0 | 0 | 0 | 2 |
| Mack, Anthony | 2-2 | 1-1 | 0-0 | 1 | 1 | 5 | 1 | 2 | 1 | 0 | 14 |
| Waardenburg, Sam | 1-5 | 1-4 | 4-5 | 2 | 0 | 7 | 1 | 0 | 2 | 2 | 26 |
| Totals | 27-58 | 9-25 | 17-19 | 35 | 16 | 80 | 20 | 11 | 4 | 10 | 200 |
| FG% | 1st Half: 13-26 50.0% | | 2nd Half: 14-32 43.8% | | Game: 46.6% | | | | | | |
| 3FG% | 1st Half: 5-11 45.5% | | 2nd Half: 4-14 28.6% | | Game: 36.0% | | | | | | |
| FT% | 1st Half: 8-9 88.9% | | 2nd Half: 9-10 90.0% | | Game: 89.5% | | | | | | |

Score by Periods

| | 1st | 2nd | Total |
|--------------|-----|-----|-------|
| Georgia Tech | 23 | 42 | 65 |
| Miami | 39 | 41 | 80 |

Officials: Les Jones, Tony Chiazza, Brian Dorsey

Attendance: 6813

Points in the paint-GT 34, UM 32. Points off turnovers-GT 13, UM 14.

2nd chance points-GT 9, UM 22. Fast break points-GT 13, UM 10.

Bench points-GT 9, UM 12. Score tied 0 times. Lead changed 0 times.

Last FG-GT 2nd-00:56, UM 2nd-00:27.

Largest lead-GT None, UM by 20 2nd-04:10.

GT led for 00:00. UM led for 39:19. Game was tied for 00:41.

GAME 29

No. 2 Virginia 81, Georgia Tech 51

Feb. 27, 2019 • Charlottesville, Va.

Jose Alvarado led Georgia Tech in scoring for the fourth straight game with 12 points, while James Banks III and Michael Devoe each scored in double figures, but the Yellow Jackets succumbed to No. 2 Virginia, 81-51, at John Paul Jones Arena.

The Jackets lost for the ninth time in 10 games despite a season-low seven turnovers, while the Cavaliers held onto first-place in the ACC with their fifth consecutive victory.

Tech hung around early and led 11-10 with 14:39 left in the first half, but Virginia ran off eight straight points and 22 of the next 26 to build a 32-15 lead in the latter stages of the first half and 41-22 at intermission on the strength of 53.3-percent shooting. In the second half, the Jackets never got closer than 21 points as the Cavaliers shot 58.3 percent and finished the game at 55.6 percent.

Alvarado hit 5-of-11 shots from the floor and added four assists with no turnovers in 36 minutes, while Banks scored 11 points with seven rebounds, and Devoe added 10 for the Jackets.

Ty Jerome led Virginia with 19 points and four assists, while De'Andre Hunter scored 18, and Kyle Guy added 11.

GEORGIA TECH (12-17, 4-12 ACC)

| Player | FG-A | 3P-A | FT-A | Reb | PF | Pts | A | TO | Bk | S | MIN |
|---------------------|----------------------|-------------|-----------------------|-----------|-------------|-----------|----------|----------|----------|----------|------------|
| Wright, Moses* | 3-7 | 0-1 | 0-2 | 7 | 2 | 6 | 1 | 2 | 1 | 2 | 28 |
| Sjoflund, Kristian* | 2-5 | 1-2 | 0-0 | 3 | 1 | 5 | 0 | 1 | 0 | 1 | 18 |
| Banks III, James* | 4-9 | 0-0 | 3-3 | 7 | 1 | 11 | 0 | 0 | 0 | 0 | 30 |
| Devoe, Michael* | 4-8 | 2-6 | 0-0 | 0 | 0 | 10 | 1 | 2 | 1 | 0 | 32 |
| Alvarado, Jose* | 5-11 | 2-4 | 0-0 | 0 | 3 | 12 | 4 | 0 | 0 | 1 | 37 |
| Phillips, Shembari | 0-3 | 0-2 | 0-0 | 1 | 1 | 0 | 0 | 0 | 0 | 0 | 11 |
| Cole, Evan | 0-2 | 0-0 | 1-2 | 1 | 0 | 1 | 0 | 0 | 1 | 0 | 6 |
| Alston, Brandon | 0-2 | 0-1 | 0-0 | 0 | 1 | 0 | 0 | 1 | 0 | 0 | 7 |
| Moore, Khalid | 0-1 | 0-0 | 0-0 | 0 | 1 | 0 | 0 | 0 | 0 | 0 | 10 |
| Haywood II, Curtis | 0-2 | 0-1 | 0-0 | 0 | 1 | 0 | 1 | 0 | 0 | 0 | 12 |
| Gueye, Abdoulaye | 3-6 | 0-0 | 0-0 | 1 | 2 | 6 | 0 | 1 | 0 | 0 | 9 |
| Totals | 21-56 | 5-17 | 4-7 | 21 | 13 | 51 | 7 | 7 | 3 | 4 | 200 |
| FG% | 1st Half: 9-29 31.0% | | 2nd Half: 12-27 44.4% | | Game: 37.5% | | | | | | |
| 3FG% | 1st Half: 1-7 14.3% | | 2nd Half: 4-10 40.0% | | Game: 29.4% | | | | | | |
| FT% | 1st Half: 3-5 60.0% | | 2nd Half: 1-2 50.0% | | Game: 57.1% | | | | | | |

VIRGINIA (25-2, 13-2 ACC)

| Player | FG-A | 3P-A | FT-A | Reb | PF | Pts | A | TO | Bk | S | MIN |
|---------------------------|--------------|-------------|-----------------------|-----------|-------------|-----------|-----------|----------|----------|----------|------------|
| Diakite, Mamadi* | 3-6 | 0-0 | 1-2 | 8 | 1 | 7 | 1 | 0 | 3 | 0 | 23 |
| Clark, Kihei* | 3-3 | 2-2 | 0-0 | 3 | 2 | 8 | 6 | 0 | 0 | 0 | 26 |
| Guy, Kyle* | 3-9 | 3-6 | 2-2 | 2 | 0 | 11 | 1 | 1 | 0 | 1 | 31 |
| Jerome, Ty* | 8-13 | 1-2 | 2-4 | 5 | 0 | 19 | 4 | 1 | 0 | 0 | 26 |
| Hunter, De'Andre* | 6-10 | 1-4 | 5-5 | 4 | 2 | 18 | 3 | 2 | 0 | 0 | 29 |
| Badocchi, Francesco*0-0 | 0-0 | 0-0 | 0-0 | 1 | 0 | 0 | 0 | 0 | 0 | 0 | 3 |
| Key, Braxton | 2-5 | 2-3 | 2-4 | 6 | 0 | 8 | 1 | 2 | 0 | 2 | 22 |
| Nixon, Jayden | 0-0 | 0-0 | 0-0 | 0 | 0 | 0 | 0 | 0 | 0 | 0 | 2 |
| Stattmann, Kody | 0-0 | 0-0 | 0-0 | 1 | 0 | 0 | 0 | 0 | 0 | 0 | 5 |
| Anthony, Marco | 1-3 | 0-0 | 0-0 | 2 | 0 | 2 | 1 | 0 | 0 | 0 | 4 |
| Huff, Jay | 4-5 | 0-0 | 0-0 | 4 | 2 | 8 | 0 | 1 | 1 | 0 | 17 |
| Salt, Jack | 0-0 | 0-0 | 0-0 | 1 | 2 | 0 | 0 | 0 | 1 | 0 | 12 |
| Totals | 30-54 | 9-17 | 12-17 | 41 | 9 | 81 | 17 | 8 | 5 | 3 | 200 |
| FG% 1st Half: 16-30 53.3% | | | 2nd Half: 14-24 58.3% | | Game: 55.6% | | | | | | |
| 3FG% 1st Half: 6-11 54.5% | | | 2nd Half: 3-6 50.0% | | Game: 52.9% | | | | | | |
| FT% 1st Half: 3-3 100% | | | 2nd Half: 9-14 64.3% | | Game: 70.6% | | | | | | |

Score by Periods

| | 1st | 2nd | Total |
|--------------|-----|-----|-------|
| Georgia Tech | 22 | 29 | 51 |
| Virginia | 41 | 40 | 81 |

Officials: Bill Covington Jr., Jeff Clark, Doug Shows

Attendance: 14094

Points in the paint-GT 26, VA 42. Points off turnovers-GT 9, VA 15.

2nd chance points-GT 2, VA 12. Fast break points-GT 4, VA 3.

Bench points-GT 7, VA 18. Score tied 1 time. Lead changed 6 times.

Last FG-GT 2nd-03:15, VA 2nd-01:07.

Largest lead-GT by 4 1st-14:56, VA by 30 2nd-01:07.

GT led for 03:29. VA led for 35:45. Game was tied for 00:19.

GAME 30

Georgia Tech 81, Boston College 78 (ot)

March 3, 2019 • McCamish Pavilion

Sophomore Jose Alvarado and freshman Michael Devoe combined to score 41 points, including eight of Georgia Tech's 11 in overtime, to lead the Yellow Jackets to a 81-78 overtime win over Boston College in its home finale at McCamish Pavilion.

Alvarado led all scorers with 21 points while Devoe added 20 in the overtime triumph. James Banks (18 points) and Moses Wright (10) rounded out four scorers in double-figures for the Yellow Jackets. The foursome combined to make 27-of-49 field-goal attempts (55.1 percent), and Tech shot over 50 percent for the eighth time this season, and third time against an ACC team.

Tech led by as many as nine points before Boston College rallied to force overtime. However, the Jackets never trailed in overtime, thanks in large part to Devoe, who made a layup early in the period that gave Tech a four-point lead and a three-pointer with 1:19 left on the overtime clock that stretched the advantage to five.

BOSTON COLLEGE (14-14, 5-11 ACC)

| Player | FG-A | 3P-A | FT-A | Reb | PF | Pts | A | TO | Bk | S | MIN |
|--------------------|-----------------------|-------------|-----------------------|-----------|-------------|-----------|-----------|----------|----------|----------|------------|
| Popovic, Nik* | 10-15 | 0-1 | 4-5 | 9 | 4 | 24 | 3 | 1 | 1 | 3 | 37 |
| Mitchell, Steffon* | 2-3 | 0-1 | 4-5 | 10 | 4 | 8 | 7 | 1 | 1 | 0 | 35 |
| Bowman, Ky* | 5-14 | 1-5 | 2-2 | 6 | 2 | 13 | 4 | 1 | 2 | 1 | 45 |
| Hamilton, Jared* | 4-10 | 0-1 | 1-2 | 3 | 4 | 9 | 0 | 1 | 1 | 1 | 34 |
| Chalman, Jordan* | 7-16 | 1-5 | 0-0 | 3 | 0 | 15 | 2 | 2 | 0 | 0 | 42 |
| Hamilton, Jaius | 1-1 | 0-0 | 0-0 | 2 | 3 | 2 | 3 | 0 | 1 | 0 | 11 |
| Herren Jr., Chris | 1-4 | 1-4 | 0-0 | 0 | 0 | 3 | 1 | 0 | 0 | 0 | 14 |
| Reyes, John Carlos | 2-3 | 0-0 | 0-1 | 1 | 1 | 4 | 0 | 0 | 0 | 0 | 7 |
| Totals | 32-66 | 3-17 | 11-15 | 37 | 18 | 78 | 20 | 8 | 6 | 5 | 225 |
| FG% | 1st Half: 14-28 50.0% | | 2nd Half: 15-31 48.4% | | Game: 48.5% | | | | | | |
| 3FG% | 1st Half: 1-7 14.3% | | 2nd Half: 2-9 22.2% | | Game: 17.6% | | | | | | |
| FT% | 1st Half: 4-4 100% | | 2nd Half: 5-7 71.4% | | Game: 73.3% | | | | | | |

GEORGIA TECH (13-17, 5-12 ACC)

| Player | FG-A | 3P-A | FT-A | Reb | PF | Pts | A | TO | Bk | S | MIN |
|---------------------|-----------------|-------|-----------------|-------|-------------|-----|----|----|----|---|-----|
| Wright, Moses* | 5-9 | 0-1 | 0-1 | 4 | 1 | 10 | 0 | 3 | 0 | 0 | 21 |
| Banks III, James* | 8-9 | 0-0 | 2-2 | 9 | 5 | 18 | 2 | 2 | 1 | 0 | 37 |
| Devoe, Michael* | 8-17 | 4-9 | 0-0 | 3 | 0 | 20 | 4 | 0 | 1 | 1 | 45 |
| Alvarado, Jose* | 6-14 | 3-6 | 6-10 | 5 | 4 | 21 | 4 | 1 | 0 | 2 | 44 |
| Haywood II, Curtis* | 1-5 | 1-5 | 0-0 | 7 | 4 | 3 | 6 | 2 | 0 | 1 | 38 |
| Moore, Khalid | 0-2 | 0-2 | 3-6 | 3 | 1 | 3 | 3 | 0 | 0 | 0 | 19 |
| Gueye, Abdoulaye | 3-5 | 0-2 | 0-1 | 3 | 3 | 6 | 0 | 1 | 1 | 0 | 21 |
| Totals | 31-61 | 8-25 | 11-20 | 35 | 18 | 81 | 19 | 9 | 3 | 4 | 225 |
| FG% | 1st Half: 15-30 | 50.0% | 2nd Half: 13-27 | 48.1% | Game: 50.8% | | | | | | |
| 3FG% | 1st Half: 4-14 | 28.6% | 2nd Half: 3-9 | 33.3% | Game: 32.0% | | | | | | |
| FT% | 1st Half: 6-8 | 75.0% | 2nd Half: 1-3 | 33.3% | Game: 55.0% | | | | | | |

2018-19 GAME SUMMARIES/SUPERLATIVES

GAME 31

Georgia Tech 63, NC State 61

March 6, 2019 • Raleigh, N.C.

James Banks III scored the game-winning basket on a dunk off a feed from Jose Alvarado with 1.4 seconds remaining, giving Georgia Tech a 63-61 victory over NC State on the road.

It was the final bucket in an 8-for-8 night for Tech's junior center, who was fouled on the play and made the free throw to finish with a game-high 19 points. The winning play gave the Yellow Jackets their second ACC road win this season in their final regular season game.

Tech led by as many as eight points in the second half, 52-44 with 8:07 left, but the Wolfpack rallied by draining four three-point baskets and hitting five free throws in the final eight minutes. Torin Dorn hit the last three with 6.1 seconds left for a 61-60 NC State lead.

Head coach Josh Pastner called timeout and drew up the winning play, in which Alvarado took the inbounds pass and raced up the court. He penetrated the lane, dished to Banks cutting in from the left side, and Banks slammed home the winner.

Banks reached double figures for the third straight game, adding five blocked shots and three assists in 36 minutes. Sophomore forward Moses Wright, playing in his hometown for the first time in a Yellow Jacket uniform, hit 7-of-11 shots from the floor to score 18 points while grabbing eight rebounds in the first full 40-minute game of his career. Alvarado also reached double digits with 12 points, and added six rebounds and four assists while also playing 40 minutes.

The Jackets shot 58.1 percent from the floor, getting most of its baskets from close range and getting only one three-point basket in the game. They also turned the ball over just four times in the second half.

GEORGIA TECH (14-17, 6-12 ACC)

| Player | FG-A | 3P-A | FT-A | Reb | PF | Pts | A | TO | Bk | S | MIN |
|-------------------|-----------------------|------------|-----------------------|-----------|-------------|-----------|-----------|-----------|----------|----------|------------|
| Devoe, Michael* | 1-6 | 0-1 | 3-4 | 3 | 1 | 5 | 7 | 4 | 0 | 1 | 39 |
| Banks III, James* | 8-8 | 0-0 | 3-5 | 9 | 1 | 19 | 3 | 3 | 5 | 1 | 36 |
| Wright, Moses* | 7-11 | 1-1 | 3-4 | 8 | 0 | 18 | 0 | 2 | 2 | 0 | 39 |
| Alvarado, Jose* | 5-12 | 0-2 | 1-1 | 6 | 3 | 11 | 4 | 2 | 0 | 3 | 40 |
| Moore, Khalid* | 3-5 | 0-1 | 2-6 | 2 | 3 | 8 | 1 | 0 | 0 | 0 | 36 |
| Alston, Brandon | 1-1 | 0-0 | 0-0 | 0 | 1 | 2 | 1 | 1 | 0 | 0 | 4 |
| Gueye, Abdoulaye | 0-0 | 0-0 | 0-0 | 3 | 0 | 0 | 0 | 1 | 0 | 0 | 4 |
| Sjolund, Kristian | 0-0 | 0-0 | 0-0 | 0 | 0 | 0 | 1 | 1 | 0 | 0 | 2 |
| Totals | 25-43 | 1-5 | 12-20 | 35 | 9 | 63 | 17 | 16 | 7 | 5 | 200 |
| FG% | 1st Half: 12-20 60.0% | | 2nd Half: 13-23 56.5% | | Game: 58.1% | | | | | | |
| 3FG% | 1st Half: 0-3 0.0% | | 2nd Half: 1-2 50.0% | | Game: 20.0% | | | | | | |
| FT% | 1st Half: 4-6 66.7% | | 2nd Half: 8-14 57.1% | | Game: 60.0% | | | | | | |

NC STATE (20-10, 8-9 ACC)

| Player | FG-A | 3P-A | FT-A | Reb | PF | Pts | A | TO | Bk | S | MIN |
|-------------------|-----------------------|-------------|----------------------|-----------|-------------|-----------|-----------|----------|----------|----------|------------|
| Dorn, Torin* | 5-17 | 1-4 | 1-2 | 8 | 0 | 12 | 1 | 2 | 0 | 2 | 32 |
| Beverly, Braxton* | 0-8 | 0-7 | 0-0 | 1 | 3 | 0 | 2 | 2 | 0 | 1 | 32 |
| Johnson, Markell* | 5-13 | 4-10 | 3-3 | 5 | 4 | 17 | 5 | 1 | 0 | 0 | 36 |
| Bryce, CJ* | 1-8 | 0-4 | 0-0 | 2 | 0 | 2 | 1 | 1 | 0 | 1 | 18 |
| Walker, Wyatt* | 1-1 | 0-0 | 0-0 | 2 | 2 | 2 | 1 | 0 | 0 | 0 | 14 |
| Funderburk, DJ | 6-9 | 0-1 | 3-4 | 6 | 5 | 15 | 0 | 0 | 3 | 0 | 25 |
| Hellens, Jericole | 0-2 | 0-1 | 0-0 | 3 | 1 | 0 | 0 | 1 | 0 | 0 | 8 |
| Daniels, Devon | 4-11 | 3-8 | 2-2 | 4 | 2 | 13 | 1 | 1 | 2 | 1 | 31 |
| Harris, Blake | 0-0 | 0-0 | 0-0 | 1 | 0 | 0 | 1 | 0 | 0 | 0 | 4 |
| Totals | 22-69 | 8-35 | 9-11 | 36 | 17 | 61 | 12 | 8 | 5 | 5 | 200 |
| FG% | 1st Half: 14-38 36.8% | | 2nd Half: 8-31 25.8% | | Game: 31.9% | | | | | | |
| 3FG% | 1st Half: 3-15 20.0% | | 2nd Half: 5-20 25.0% | | Game: 22.9% | | | | | | |
| FT% | 1st Half: 2-2 100% | | 2nd Half: 7-9 77.8% | | Game: 81.8% | | | | | | |

| Score by Periods | 1st | 2nd | Total |
|------------------|-----|-----|-------|
| Georgia Tech | 28 | 35 | 63 |
| NC State | 33 | 28 | 61 |

Officials: Ted Valentine, Mike Roberts, John Higgins

Attendance: 15803

Fouled out: NCSU: #0 Funderburk, DJ at 5:17 in 2nd half

Points in the paint-GT 44, ST 24. Points off turnovers-GT 9, ST 9.

2nd chance points-GT 2, ST 20. Fast break points-GT 12, ST 9.

Bench points-GT 2, ST 28. Score tied-2 times. Lead changed-6 times.

Last FG-GT 2nd-00:02, ST 2nd-00:06.

Largest lead-GT by 8 1st-11:53, ST by 5 1st-00:42.

GT led for 30:44. ST led for 08:07. Game was tied for 01:09.

GAME 32

Notre Dame 78, Georgia Tech 71

March 12, 2019 • Charlotte, N.C.

Moses Wright scored a career-high 25 points, and Georgia Tech rallied from a 20-point halftime deficit to within three, but the Yellow Jackets came up short in a 78-71 loss to Notre Dame in the opening round of the Atlantic Coast Conference Tournament at the Spectrum Center.

The Fighting Irish (14-18) came out hot and burned the Yellow Jackets' zone defense to the tune of 58 percent from the floor and 7-of-11 from the three-point line in taking a 52-32 lead into the halftime locker room. It was a season high for points given up in a half for Tech.

The Jackets (14-18) switched to a man-to-man coming out of halftime, holding the Fighting Irish to 34.6 percent shooting and half their first-half point total, and went on the attack offensively to hit 60 percent of their own shots. Wright scored Tech's first eight points after intermission and collected 18 in the half, hitting 9-of-12 shots from the floor, while freshman Khalid Moore helped the cause with 10 of his 11 points in the frame.

Still training by 15 as the clock wound under eight minutes, the Jackets made their biggest push, trimming the margin to 72-69 on Moore's three-pointer from the right corner with just over a minute remaining. But John Mooney, who had 20 points and 10 rebounds in the game, answered with a jumper to restore the Notre Dame lead to five, and the Irish iced the game at the free throw line.

James Banks III finished the game with 12 points and 11 rebounds, his seventh double-double this season, and Michael Devoe added 10 for the Jackets.

Dane Goodwin scored 15 for Notre Dame, while Juwan Durham pitched in 11. Nate Laszewski scored 14, all in the first half before leaving the game with an injury after a hard fall.

NOTRE DAME (14-18)

| Player | FG-A | 3P-A | FT-A | Reb | PF | Pts | A | TO | Bk | S | MIN |
|------------------|-----------------------|-------------|----------------------|-----------|-------------|-----------|-----------|----------|----------|----------|------------|
| Laszewski, Nate* | 4-6 | 3-4 | 3-3 | 4 | 0 | 14 | 1 | 0 | 1 | 0 | 17 |
| Mooney, John* | 9-17 | 2-3 | 0-0 | 10 | 2 | 20 | 3 | 2 | 0 | 0 | 38 |
| Hubb, Prentiss* | 2-8 | 1-3 | 4-5 | 6 | 2 | 9 | 6 | 2 | 0 | 1 | 40 |
| Gibbs, TJ* | 1-8 | 1-2 | 3-5 | 3 | 1 | 6 | 4 | 1 | 0 | 1 | 40 |
| Goodwin, Dane* | 5-10 | 1-2 | 4-4 | 5 | 2 | 15 | 2 | 2 | 0 | 0 | 33 |
| Durham, Juwan | 5-7 | 0-0 | 2-4 | 5 | 2 | 12 | 0 | 0 | 4 | 1 | 28 |
| Doherty, Chris | 1-1 | 0-0 | 0-2 | 1 | 1 | 2 | 0 | 0 | 0 | 0 | 4 |
| Totals | 27-57 | 8-14 | 16-23 | 37 | 10 | 78 | 16 | 7 | 5 | 3 | 200 |
| FG% | 1st Half: 18-31 58.1% | | 2nd Half: 9-26 34.6% | | Game: 47.4% | | | | | | |
| 3FG% | 1st Half: 7-11 63.6% | | 2nd Half: 1-3 33.3% | | Game: 57.1% | | | | | | |
| FT% | 1st Half: 9-11 81.8% | | 2nd Half: 7-12 58.3% | | Game: 69.6% | | | | | | |

GEORGIA TECH (14-18)

| Player | FG-A | 3P-A | FT-A | Reb | PF | Pts | A | TO | Bk | S | MIN |
|-------------------|-----------------------|-------------|-----------------------|-----------|-------------|-----------|-----------|----------|----------|----------|------------|
| Wright, Moses* | 12-18 | 0-0 | 1-2 | 7 | 1 | 25 | 3 | 1 | 2 | 1 | 35 |
| Moore, Khalid* | 4-9 | 2-6 | 1-2 | 2 | 5 | 11 | 2 | 0 | 0 | 0 | 32 |
| Banks III, James* | 6-9 | 0-0 | 0-1 | 11 | 2 | 12 | 4 | 3 | 3 | 0 | 40 |
| Devoe, Michael* | 4-8 | 2-4 | 0-0 | 2 | 2 | 10 | 1 | 1 | 0 | 2 | 40 |
| Alvarado, Jose* | 1-8 | 1-6 | 0-2 | 3 | 4 | 3 | 5 | 1 | 0 | 1 | 39 |
| Alston, Brandon | 0-1 | 0-0 | 0-0 | 2 | 1 | 0 | 1 | 0 | 0 | 0 | 4 |
| Gueye, Abdoulaye | 2-3 | 0-0 | 0-0 | 1 | 1 | 4 | 0 | 0 | 0 | 0 | 7 |
| Sjolund, Kristian | 2-4 | 2-4 | 0-0 | 0 | 1 | 6 | 0 | 0 | 0 | 0 | 7 |
| Totals | 31-60 | 7-20 | 2-7 | 28 | 17 | 71 | 16 | 6 | 5 | 4 | 201 |
| FG% | 1st Half: 13-30 43.3% | | 2nd Half: 18-30 60.0% | | Game: 51.7% | | | | | | |
| 3FG% | 1st Half: 4-12 33.3% | | 2nd Half: 3-8 37.5% | | Game: 35.0% | | | | | | |
| FT% | 1st Half: 2-7 28.6% | | 2nd Half: 0-0 0.0% | | Game: 28.6% | | | | | | |

| Score by Periods | 1st | 2nd | Total |
|------------------|-----|-----|-------|
| Notre Dame | 52 | 26 | 78 |
| Georgia Tech | 32 | 39 | 71 |

ACC Tournament, first round

Officials: Lee Cassell, A.J. Desai, Les Jones

Attendance: n/a

Points in the paint-ND 26, GT 40. Points off turnovers-ND 4, GT 10.

2nd chance points-ND 14, GT 11. Fast break points-ND 2, GT 0.

Bench points-ND 14, GT 10. Score tied-2 times. Lead changed-3 times.

Last FG-ND 2nd-00:41, GT 2nd-00:28.

Largest lead-ND by 21 2nd-16:37, GT by 5 1st-17:07.

ND led for 33:36. GT led for 04:52. Game was tied for 01:32.

Georgia Tech - GAME HIGHS

| | | |
|-----------------------|--------------|---------------------------|
| Points | 92 | WAKE FOREST (1/5/19) |
| Field Goals Made | 35 | KENNESAW STATE (12/28/18) |
| Field Goal Attempts | 65 | GEORGIA (12/22/18) |
| Field Goal Percentage | .595 (25-42) | at Syracuse (1/12/19) |
| 3-Point FG Made | 12 | LAMAR (11/9/18) |
| 3-Point FG Attempts | 30 | LAMAR (11/9/18) |
| 3-point FG Percentage | .529 (9-17) | EAST CAROLINA (11/16/18) |
| Free Throws Made | 28 | WAKE FOREST (1/5/19) |
| Free Throw Attempts | 35 | UTRGV (11/21/18) |
| Free Throw Percentage | .900 (9-10) | KENNESAW STATE (12/28/18) |
| Rebounds | 43 | at Arkansas (12/19/18) |
| Assists | 29 | KENNESAW STATE (12/28/18) |
| Steals | 15 | at Syracuse (1/12/19) |
| Blocked Shots | 12 | PITTSBURGH (2/20/19) |
| Turnovers | 22 | at Syracuse (1/12/19) |
| Fouls | 30 | at Tennessee (11/13/18) |

Opponent - GAME HIGHS

| | | |
|-----------------------|--------------|---|
| Points | 81 | at Virginia (2/27/19) |
| Field Goals Made | 32 | BOSTON COLLEGE (3/3/19) |
| Field Goal Attempts | 69 | at NC State (3/6/19) |
| Field Goal Percentage | .556 (30-54) | at Virginia (2/27/19) |
| 3-Point FG Made | 13 | at Virginia Tech (2/13/19), NORTH CAROLINA (1/29/19) |
| 3-Point FG Attempts | 35 | at NC State (3/6/19) |
| 3-point FG Percentage | .571 (8-14) | vs Notre Dame (3/12/19) |
| Free Throws Made | 27 | vs St. John's (12/1/18) |
| Free Throw Attempts | 38 | PITTSBURGH (2/20/19), at Tennessee (11/13/18) |
| Free Throw Percentage | .895 (17-19) | at Miami (2/23/19) |
| Rebounds | 50 | FLORIDA STATE (2/16/19) |
| Assists | 21 | NORTH CAROLINA (1/29/19), LOUISVILLE (1/19/19) |
| Steals | 13 | at Duke (1/26/19) |
| Blocked Shots | 10 | GEORGIA (12/22/18) |
| Turnovers | 25 | FLORIDA A&M (12/9/18) |
| Fouls | 26 | UTRGV (11/21/18) |

Georgia Tech - GAME LOWS

| | | |
|-----------------------|--------------|--|
| Points | 42 | CLEMSON (2/6/19) |
| Field Goals Made | 13 | CLEMSON (2/6/19) |
| Field Goal Attempts | 38 | VIRGINIA TECH (1/9/19) |
| Field Goal Percentage | .271 (16-59) | FLORIDA STATE (2/16/19) |
| 3-Point FG Made | 1 | LOUISVILLE (1/19/19), at NC State (3/6/19) |
| 3-Point FG Attempts | 5 | at NC State (3/6/19) |
| 3-point FG Percentage | .100 (1-10) | LOUISVILLE (1/19/19) |
| Free Throws Made | 2 | at Duke (1/26/19), vs Notre Dame (3/12/19) |
| Free Throw Attempts | 6 | at Duke (1/26/19) |
| Free Throw Percentage | .286 (2-7) | vs Notre Dame (3/12/19) |
| Rebounds | 21 | at Virginia (2/27/19) |
| Assists | 5 | at Tennessee (11/13/18), at Florida State (2/2/19) |
| Steals | 2 | at Virginia Tech (2/13/19) |
| Blocked Shots | 2 | at Tennessee (11/13/18), NOTRE DAME (1/22/19), at Florida State (2/2/19) |
| Turnovers | 6 | vs Notre Dame (3/12/19) |
| Fouls | 9 | at NC State (3/6/19) |

Opponent - GAME LOWS

| | | |
|-----------------------|--------------|--|
| Points | 40 | FLORIDA A&M (12/9/18) |
| Field Goals Made | 12 | UTRGV (11/21/18) |
| Field Goal Attempts | 46 | FLORIDA A&M (12/9/18), at Florida State (2/2/19) |
| Field Goal Percentage | .226 (12-53) | UTRGV (11/21/18) |
| 3-Point FG Made | 2 | EAST CAROLINA (11/16/18), FLORIDA A&M (12/9/18), at Duke (1/26/19) |
| 3-Point FG Attempts | 11 | FLORIDA A&M (12/9/18) |
| 3-point FG Percentage | .095 (2-21) | at Duke (1/26/19) |
| Free Throws Made | 5 | CLEMSON (2/6/19) |
| Free Throw Attempts | 9 | at Arkansas (12/19/18) |
| Free Throw Percentage | .485 (16-33) | UTRGV (11/21/18) |
| Rebounds | 20 | KENNESAW STATE (12/28/18) |
| Assists | 6 | FLORIDA A&M (12/9/18) |
| Steals | 3 | VIRGINIA TECH (1/9/19), at Virginia (2/27/19), vs Notre Dame (3/12/19) |
| Blocked Shots | 0 | LAMAR (11/9/18), PRAIRIE VIEW (11/23/18), vs St. John's (12/1/18) |
| Turnovers | 5 | vs St. John's (12/1/18) |
| Fouls | 9 | at Virginia (2/27/19) |


RECORD BOOK

| | |
|--|--------------|
| Career Records/Leaders | 58-59 |
| Season Records/Leaders | 60-67 |
| Single-Game Records/Highs | 68-73 |
| Career Stats of Notable Players | 74-80 |

CAREER RECORDS

CAREER RECORDS

Most points: 2,232, Rich Yunkus, 1969-71
 Most points per game: 26.6, Rich Yunkus, 1969-71
 Most field goals: 874, Rich Yunkus, 1969-71
 Most field goals attempted: 1,740, Mark Price, 1983-86
 Highest field goal percentage: .620, Lee Goza, 1981-82
 Most 3-point field goals: 351, Dennis Scott, 1988-90
 Most 3-point field goals attempted: 831, Dennis Scott, 1988-90
 Highest 3-point field goal percentage: .440 (73-166), Mark Price, 1983-86 (all in 1982-83, at distance of 17-9)
 Highest 3-point field goal percentage (at current distance): .422 (351-831), Dennis Scott, 1988-90
 Most free throws: 508, Matt Harpring, 1995-98
 Most free throws attempted: 718, Alvin Jones, 1998-01
 Highest free throw percentage: .867, Anthony Morrow, 2005-08
 Most rebounds: 1,205, Malcolm Mackey, 1990-93
 Most rebounds per game: 12.9, Jim Caldwell, 1963-65
 Most assists: 724, Drew Barry, 1993-96
 Most assists per game: 7.0, Kenny Anderson, 1989-91
 Most steals: 240, Mark Price, 1983-86
 Most blocked shots: 425, Alvin Jones, 1998-01
 Most games played: 135, Quinton Stephens, 2013-17
 Most games started: 129, Marcus Georges-Hunt, 2013-16
 Most consecutive games started: 126, Mark Price, 1983-86
 Most minutes played: 4,604, Mark Price, 1983-86
 Most personal fouls: 398, John Salley, 1983-86
 Most times fouled out: 24, John Salley, 1983-86



RICH YUNKUS

1,000-POINT SCORERS

| Pl. | Player | G | FG | 3FG | FT | Points | Avg. |
|-----|-------------------------------|-----|-----|-----|-----|--------|------|
| 1. | Rich Yunkus (1969-71) | 84 | 874 | 0 | 484 | 2,232 | 26.6 |
| 2. | Matt Harpring (1995-98) | 124 | 753 | 211 | 508 | 2,225 | 17.9 |
| 3. | Mark Price (1983-86) | 126 | 848 | 73 | 424 | 2,193 | 17.4 |
| 4. | Dennis Scott (1988-90) | 99 | 744 | 351 | 276 | 2,115 | 21.4 |
| 5. | Tom Hammonds (1986-89) | 123 | 853 | 1 | 374 | 2,081 | 16.9 |
| 6. | Travis Best (1992-95) | 124 | 703 | 258 | 393 | 2,057 | 16.6 |
| 7. | James Forrest (1992-95) | 114 | 812 | 3 | 351 | 1,978 | 17.4 |
| 8. | Brian Oliver (1987-90) | 127 | 680 | 105 | 383 | 1,848 | 14.6 |
| 9. | Duane Ferrell (1985-88) | 127 | 720 | 10 | 368 | 1,818 | 14.3 |
| 10. | Malcolm Mackey (1990-93) | 130 | 709 | 0 | 318 | 1,736 | 13.4 |
| 11. | Marcus Georges-Hunt (2013-16) | 130 | 569 | 122 | 468 | 1,728 | 13.3 |
| 12. | Tony Akins (1999-02) | 122 | 529 | 301 | 299 | 1,658 | 13.6 |
| 13. | Roger Kaiser (1959-61) | 80 | 591 | 0 | 446 | 1,628 | 20.4 |
| 14. | B.J. Elder (2002-05) | 122 | 587 | 222 | 220 | 1,616 | 13.2 |
| 15. | Bruce Dalrymple (1984-87) | 126 | 614 | 12 | 348 | 1,588 | 12.6 |
| 16. | John Salley (1983-86) | 125 | 595 | 0 | 397 | 1,587 | 12.7 |
| 17. | Kenny Anderson (1990-91) | 65 | 561 | 113 | 262 | 1,497 | 23.0 |
| 18. | Jim Wood (1974-77) | 106 | 602 | 0 | 255 | 1,459 | 13.8 |
| 19. | Lenny Horton (1977-80) | 107 | 514 | 0 | 338 | 1,411 | 13.2 |
| 20. | Anthony Morrow (2005-08) | 123 | 473 | 258 | 196 | 1,400 | 11.4 |
| 21. | Marvin Lewis (2001-04) | 130 | 468 | 239 | 221 | 1,396 | 10.7 |
| 22. | Bobby Kimmel (1954-57) | 98 | 436 | 0 | 491 | 1,363 | 13.9 |
| 23. | Alvin Jones (1998-01) | 124 | 450 | 0 | 412 | 1,312 | 10.6 |
| 24. | Tico Brown (1977-79) | 81 | 544 | 0 | 220 | 1,308 | 16.1 |
| 25. | Michael Maddox (1995-98) | 126 | 496 | 133 | 178 | 1,303 | 10.3 |
| 26. | Bud Blemker (1957-59) | 78 | 501 | 0 | 264 | 1,266 | 16.2 |
| 27. | Jarrett Jack (2003-05) | 101 | 406 | 93 | 360 | 1,265 | 12.5 |
| 28. | Drew Barry (1993-96) | 117 | 409 | 179 | 256 | 1,253 | 10.7 |
| 29. | Phil Wagner (1966-68) | 67 | 449 | 0 | 291 | 1,189 | 17.7 |
| | Terry Randall (1957-59) | 77 | 448 | 0 | 293 | 1,189 | 15.4 |
| 31. | Sammy Drummer (1978-79) | 53 | 489 | 0 | 206 | 1,184 | 22.3 |
| 32. | Gani Lawal (2008-10) | 99 | 446 | 0 | 275 | 1,167 | 11.8 |
| 33. | Iman Shumpert (2009-11) | 92 | 387 | 111 | 281 | 1,166 | 12.7 |
| 34. | Jim Caldwell (1963-65) | 77 | 461 | 0 | 232 | 1,154 | 15.0 |
| 35. | Jim Nolan (1946-49) | 86 | 420 | 0 | 296 | 1,136 | 13.2 |
| 36. | Brook Steppe (1979-80, 82) | 77 | 410 | 0 | 285 | 1,105 | 14.4 |
| 37. | Pete Silas (1951-53) | 72 | 421 | 0 | 242 | 1,084 | 15.1 |
| 38. | Melvin Dold (1948-51) | 100 | 442 | 0 | 196 | 1,080 | 10.8 |
| | Jon Barry (1991-92) | 65 | 381 | 176 | 142 | 1,080 | 16.6 |
| 40. | Ben Lammers (2014-18) | 124 | 431 | 3 | 190 | 1,055 | 8.5 |
| 41. | Lewis Clinch (2006-09) | 105 | 377 | 176 | 118 | 1,048 | 11.3 |
| 42. | Jason Floyd (1997-00) | 121 | 363 | 169 | 120 | 1,015 | 8.4 |
| 43. | Zachery Peacock (2007-10) | 122 | 384 | 48 | 193 | 1,009 | 8.3 |
| 44. | Daniel Miller (2011-14) | 126 | 423 | 0 | 161 | 1,007 | 8.0 |

1,000 Points & 500 Rebounds

| Player (Years) | Pts | Reb |
|-------------------------------|-------|-------|
| Rich Yunkus (1969-71) | 2,232 | 955 |
| Matt Harpring (1995-98) | 2,225 | 997 |
| Dennis Scott (1988-90) | 2,115 | 523 |
| Tom Hammonds (1986-89) | 2,081 | 885 |
| James Forrest (1992-95) | 1,978 | 846 |
| Brian Oliver (1987-90)* | 1,848 | 613 |
| Duane Ferrell (1985-88) | 1,818 | 680 |
| Malcolm Mackey (1990-93) | 1,734 | 1,205 |
| Marcus Georges-Hunt (2013-16) | 1,728 | 580 |
| Bruce Dalrymple (1984-87)* | 1,588 | 744 |
| John Salley (1983-86) | 1,587 | 798 |
| Jim Wood (1974-77) | 1,459 | 740 |
| Lenny Horton (1977-80) | 1,411 | 704 |
| Bobby Kimmel (1954-57) | 1,363 | 605 |
| Alvin Jones (1998-01) | 1,312 | 1,075 |
| Michael Maddox (1995-98) | 1,303 | 687 |
| Gani Lawal (2008-10) | 1,167 | 712 |
| Jim Caldwell (1963-65) | 1,154 | 993 |
| Ben Lammers (2015-18) | 1,055 | 774 |
| Daniel Miller (2011-14) | 1,007 | 821 |

1,000 Points & 400 Assists

| Player (Years) | Pts | As |
|----------------------------|-------|-----|
| Mark Price (1983-86) | 2,193 | 510 |
| Travis Best (1992-95) | 2,057 | 692 |
| Brian Oliver (1987-90)* | 1,848 | 538 |
| Tony Akins (1999-02) | 1,658 | 560 |
| Bruce Dalrymple (1984-87)* | 1,588 | 446 |
| Kenny Anderson (1990-91) | 1,497 | 454 |
| Jarrett Jack (2003-05) | 1,265 | 543 |
| Drew Barry (1993-96) | 1,253 | 724 |

*Only Tech players to have 1,000 points, 500 rebounds and 400 assists



MALCOLM MACKAY

CAREER LEADERS

Scoring Average

| | |
|------------------------------------|------|
| 1. Rich Yunkus (1969-71) | 26.6 |
| 2. Kenny Anderson (1990-91) | 23.0 |
| 3. Sammy Drummer (1978-79) | 22.3 |
| 4. Dennis Scott (1988-90) | 21.4 |
| 5. Roger Kaiser (1959-61) | 20.4 |
| 6. Matt Harpring (1995-98) | 17.9 |
| 7. Phil Wagner (1966-68) | 17.7 |
| 8. Mark Price (1983-86) | 17.4 |
| James Forrest (1992-95) | 17.4 |
| 10. Jason Collier (1999-00) | 17.1 |
| 11. Tom Hammonds (1986-89) | 16.9 |
| 12. Travis Best (1992-95) | 16.6 |
| 13. Jon Barry (1991-92) | 16.6 |
| 14. Bud Blenker (1957-59) | 16.2 |
| 15. Tico Brown (1977-79) | 16.1 |
| 16. Terry Randall (1957-59) | 15.4 |
| 17. Jim Caldwell (1963-65) | 15.0 |
| 18. Brian Oliver (1985-88) | 14.6 |
| 19. Brook Stepp (1979-80,82) | 14.4 |
| 20. Duane Ferrell (1985-88) | 14.3 |

Rebounds

| | |
|-------------------------------------|------|
| 1. Malcolm Mackey (1990-93) | 1205 |
| 2. Alvin Jones (1998-01) | 1075 |
| 3. Matt Harpring (1995-98) | 997 |
| 4. Jim Caldwell (1963-65) | 993 |
| 5. Rich Yunkus (1969-71) | 955 |
| 6. Tom Hammonds (1986-89) | 885 |
| 7. James Forrest (1992-95) | 846 |
| 8. Daniel Miller (2011-14) | 821 |
| 9. John Salley (1983-86) | 798 |
| 10. Ben Lammers (2014-18) | 774 |
| 11. Eddie Elisma (1994-97) | 762 |
| 12. Bruce Dalrymple (1984-87) | 744 |
| 13. Jim Wood (1974-77) | 740 |
| 14. Gani Lawal (2008-10) | 712 |
| 15. Jeremis Smith (2005-08) | 708 |
| 16. Lenny Horton (1977-80) | 704 |
| 17. Michael Maddox (1995-98) | 687 |
| 18. Duane Ferrell (1985-88) | 680 |
| 19. Ivano Newbill (1991-94) | 654 |
| 20. Luke Schensch (2002-05) | 640 |

Rebound Average

| | |
|-------------------------------------|------|
| 1. Jim Caldwell (1963-65) | 12.9 |
| 2. Rich Yunkus (1969-71) | 11.4 |
| 3. Lenny Horton (1955-57) | 10.3 |
| 4. Malcolm Mackey (1990-93) | 9.3 |
| 5. Dave Denton (1958-60) | 8.9 |
| 6. Bobby Kimmel (1954-57) | 8.7 |
| Alvin Jones (1998-01) | 8.7 |
| 8. Charles Mitchell (2014-16) | 8.5 |
| 9. Jason Collier (1999-00) | 8.3 |
| 10. Matt Harpring (1995-98) | 8.0 |
| 11. Alan Nass (1961-63) | 7.9 |
| 12. Mike Green (1975-76) | 7.8 |
| 13. Frank Ingram (1957-58) | 7.5 |
| 14. James Forrest (1992-95) | 7.4 |
| 15. Tom Hammonds (1986-89) | 7.2 |
| Gani Lawal (2008-10) | 7.2 |
| 17. Jim Wood (1974-77) | 7.0 |
| 18. Yvon Joseph (1983-85) | 6.9 |
| Matt Geiger (1991-92) | 6.9 |
| 20. Ed Nelson (2002-03) | 6.7 |

Field Goals

| | |
|---|-----|
| 1. Rich Yunkus (1969-71) | 874 |
| 2. Tom Hammonds (1986-89) | 853 |
| 3. Mark Price (1983-86) | 848 |
| 4. James Forrest (1992-95) | 812 |
| 5. Matt Harpring (1995-98) | 753 |
| 6. Dennis Scott (1988-90) | 744 |
| 7. Duane Ferrell (1985-88) | 720 |
| 8. Malcolm Mackey (1990-93) | 709 |
| 9. Travis Best (1992-95) | 703 |
| 10. Brian Oliver (1987-90) | 680 |
| 11. Bruce Dalrymple (1984-87) | 614 |
| 12. John Salley (1983-86) | 595 |
| 13. Roger Kaiser (1959-61) | 591 |
| 14. B.J. Elder (2002-05) | 587 |
| 15. Marcus Georges-Hunt (2013-16) | 569 |
| 16. Kenny Anderson (1990-91) | 561 |
| 17. Tico Brown (1977-79) | 544 |
| 18. Tony Akins (1999-02) | 529 |
| 19. Lenny Horton (1977-80) | 514 |
| 20. Bud Blenker (1957-59) | 501 |

Field Goal Attempts

| | |
|---|------|
| 1. Mark Price (1983-86) | 1740 |
| 2. Rich Yunkus (1969-71) | 1724 |
| 3. Dennis Scott (1988-90) | 1645 |
| 4. Matt Harpring (1995-98) | 1621 |
| 5. James Forrest (1992-95) | 1614 |
| 6. Travis Best (1992-95) | 1540 |
| 7. Tom Hammonds (1986-89) | 1506 |
| 8. B.J. Elder (2002-05) | 1376 |
| 9. Tony Akins (1999-02) | 1369 |
| 10. Roger Kaiser (1959-61) | 1362 |
| 11. Duane Ferrell (1985-88) | 1340 |
| 12. Brian Oliver (1987-90) | 1317 |
| 13. Marcus Georges-Hunt (2013-16) | 1314 |
| 14. Malcolm Mackey (1990-93) | 1300 |
| 15. Bud Blenker (1957-59) | 1298 |
| 16. Bruce Dalrymple (1984-87) | 1269 |
| 17. Bobby Kimmel (1954-57) | 1262 |
| 18. Jim Wood (1974-77) | 1231 |
| 19. Kenny Anderson (1990-91) | 1185 |
| 20. Mike Bortoff (1974-76) | 1164 |

Field Goal Percentage

| | |
|--------------------------------------|-----|
| 1. Lee Goza (1981-82) | 620 |
| 2. Bill Mayer (1958-60) | 612 |
| 3. John Salley (1983-86) | 587 |
| 4. Matt Geiger (1991-92) | 582 |
| 5. Lenny Horton (1977-80) | 569 |
| 6. Tom Hammonds (1986-89) | 566 |
| 7. Eddie Elisma (1994-97) | 551 |
| 8. Kammeon Holsey (2011-14) | 551 |
| 9. Yvon Joseph (1984-85) | 549 |
| 10. Gani Lawal (2008-10) | 548 |
| 11. Malcolm Mackey (1990-93) | 545 |
| 12. Luke Schensch (2002-05) | 542 |
| 13. Bill Allgood (1977-78) | 540 |
| 14. Duane Ferrell (1985-88) | 537 |
| 15. Alade Aminu (2006-09) | 533 |
| 16. Jeremis Smith (2005-08) | 532 |
| 17. Daniel Miller (2011-14) | 527 |
| 18. Stan Guth (1965-67) | 521 |
| 19. Charles Mitchell (2014-16) | 520 |
| 20. Brian Oliver (1987-90) | 516 |
| Anthony Byrd (1982-84) | 516 |
| Brook Stepp (1979-80,82) | 516 |

3-Point Field Goals

| | |
|---|-----|
| 1. Dennis Scott (1988-90) | 351 |
| 2. Tony Akins (1999-02) | 301 |
| 3. Travis Best (1992-95) | 258 |
| Anthony Morrow (2005-08) | 258 |
| 5. Marvin Lewis (2001-04) | 239 |
| 6. B.J. Elder (2002-05) | 222 |
| 7. Matt Harpring (1995-98) | 211 |
| 8. Drew Barry (1993-96) | 179 |
| 9. Jon Barry (1991-92) | 176 |
| Lewis Clinch (2006-09) | 176 |
| 11. Jason Floyd (1997-00) | 169 |
| 12. Shaun Fein (2000-01) | 140 |
| 13. Quinton Stephens (2013-17) | 138 |
| 14. Michael Maddox (1995-98) | 133 |
| 15. Marcus Georges-Hunt (2013-16) | 122 |
| 16. Mfon Udofia (2010-13) | 117 |
| 17. Kenny Anderson (1990-91) | 113 |
| 18. Iman Shumpert (2009-11) | 111 |
| 19. Adam Smith (2015-16) | 109 |
| 20. T.J. Vines (1998-01) | 108 |

3-Point Field Goal Att.

| | |
|---|-----|
| 1. Dennis Scott (1988-90) | 831 |
| 2. Tony Akins (1999-02) | 812 |
| 3. Travis Best (1992-95) | 656 |
| 4. Marvin Lewis (2001-04) | 623 |
| 5. Anthony Morrow (2005-08) | 613 |
| 6. B.J. Elder (2002-05) | 600 |
| 7. Matt Harpring (1995-98) | 585 |
| 8. Jason Floyd (1997-00) | 522 |
| 9. Drew Barry (1993-96) | 485 |
| 10. Lewis Clinch (2006-09) | 481 |
| 11. Jon Barry (1991-92) | 474 |
| 12. Quinton Stephens (2013-17) | 442 |
| 13. Tadic Jackson (2015-18) | 376 |
| 14. Marcus Georges-Hunt (2013-16) | 371 |
| 15. Shaun Fein (2000-01) | 368 |
| 16. Mfon Udofia (2010-13) | 367 |
| 17. Iman Shumpert (2009-11) | 364 |
| 18. Michael Maddox (1995-98) | 353 |
| 19. T.J. Vines (1998-01) | 325 |
| 20. Chris Bolden (2013-15) | 312 |

3-Point Field Goal Pct.

| | |
|------------------------------------|-----|
| 1. Mark Price (1983-86) | 440 |
| 2. Dennis Scott (1988-90) | 422 |
| 3. Anthony Morrow (2005-08) | 421 |
| 4. Anthony Byrd (1982-84) | 404 |
| 5. Bryan Hill (1991-93) | 398 |
| 6. Travis Best (1992-95) | 393 |
| 7. Craig Neal (1984-88) | 388 |
| 8. Brian Oliver (1987-90) | 385 |
| 9. Marvin Lewis (2001-04) | 384 |
| 10. Fred Vinson (1992, 94) | 383 |
| 11. Shaun Fein (2000-01) | 380 |
| 12. Michael Maddox (1995-98) | 377 |
| 13. Kenny Anderson (1990-91) | 374 |
| 14. Jon Barry (1991-92) | 371 |
| 15. Tony Akins (1999-02) | 371 |
| 16. Stephon Marbury (1996) | 370 |
| B.J. Elder (2002-05) | 370 |
| 18. Drew Barry (1993-96) | 369 |
| 19. Lewis Clinch (2006-09) | 366 |
| 20. Jason Collier (1999-00) | 362 |

*3-pt line of 17ft-9in for 1982-83 season;
no 3-pt shot from 1983-86; 19ft-9in from
1986-87 through 2007-08; 20ft-9in
since then.

Free Throws

| | |
|--|-----|
| 1. Matt Harpring (1995-98) | 508 |
| 2. Rich Yunkus (1969-71) | 484 |
| 3. Marcus Georges-Hunt (2013-16) | 468 |
| 4. Roger Kaiser (1959-61) | 446 |
| 5. Bobby Kimmel (1954-57) | 424 |
| Mark Price (1983-86) | 424 |
| 7. Alvin Jones (1998-01) | 412 |
| 8. John Salley (1983-86) | 397 |
| 9. Duane Ferrell (1985-88) | 393 |
| 10. Brian Oliver (1987-90) | 383 |
| 11. Tom Hammonds (1986-89) | 374 |
| 12. Duane Ferrell (1985-88) | 368 |
| 13. Jarrett Jack (2003-05) | 360 |
| 14. James Forrest (1992-95) | 351 |
| 15. Bruce Dalrymple (1984-87) | 348 |
| 16. Lenny Horton (1977-80) | 338 |
| 17. Malcolm Mackey (1990-93) | 318 |
| 18. Gary Phillips (1953-57) | 305 |
| 19. Tony Akins (1999-02) | 299 |

Free Throw Attempts

| | |
|--|-----|
| 1. Alvin Jones (1998-01) | 718 |
| 2. Matt Harpring (1995-98) | 675 |
| 3. John Salley (1983-86) | 627 |
| 4. Marcus Georges-Hunt (2013-16) | 625 |
| 5. Rich Yunkus (1969-71) | 614 |
| 6. Bobby Kimmel (1954-57) | 593 |
| 7. Roger Kaiser (1959-61) | 520 |
| 8. Brian Oliver (1987-90) | 516 |
| 9. Malcolm Mackey (1990-93) | 512 |
| 10. Gary Phillips (1953-57) | 509 |
| 11. James Forrest (1992-95) | 506 |
| 12. Duane Ferrell (1985-88) | 502 |
| 13. Mark Price (1983-86) | 499 |
| 14. Gani Lawal (2008-10) | 498 |
| 15. Bruce Dalrymple (1984-87) | 488 |
| 16. Travis Best (1992-95) | 486 |
| 17. Tom Hammonds (1986-89) | 462 |
| 18. Jarrett Jack (2003-05) | 452 |
| Jeremis Smith (2005-08) | 452 |
| 20. Lenny Horton (1977-80) | 427 |

Free Throw Percentage

| | |
|------------------------------------|-----|
| 1. Anthony Morrow (2005-08) | 867 |
| 2. Roger Kaiser (1959-61) | 858 |
| 3. R.D. Craddock (1963-65) | 851 |
| 4. Mark Price (1983-86) | 850 |
| 5. Marvin Lewis (2001-04) | 840 |
| 6. Steve Sherbak (1973-74) | 837 |
| 7. Tom Hammonds (1986-89) | 810 |
| 8. Travis Best (1992-95) | 809 |
| 9. Ray Schnitzer (1974-77) | 807 |
| 10. Bud Blenker (1957-59) | 807 |
| 11. Bob Seemer (1968-70) | 806 |
| 12. Phil Wagner (1966-68) | 800 |
| Dave Clark (1966-68) | 800 |
| Keith Weekly (1961) | 800 |
| 15. Terry Randall (1957-59) | 796 |
| Jarrett Jack (2003-05) | 796 |
| 17. Lenny Horton (1977-80) | 792 |
| 18. Rich Yunkus (1969-71) | 788 |
| 19. Kenny Anderson (1990-91) | 787 |
| Maurice Miller (2008-11) | 787 |

Assists

| | |
|---|-----|
| 1. Drew Barry (1993-96) | 724 |
| 2. Travis Best (1992-95) | 692 |
| 3. Craig Neal (1984-88) | 659 |
| 4. Tony Akins (1999-02) | 560 |
| 5. Jarrett Jack (2003-05) | 543 |
| 6. Brian Oliver (1987-90) | 538 |
| 7. Mark Price (1983-86) | 510 |
| 8. Kenny Anderson (1990-91) | 454 |
| 9. Bruce Dalrymple (1984-87) | 446 |
| 10. Jim Thorne (1969-71) | 410 |
| 11. Iman Shumpert (2009-11) | 382 |
| 12. Maurice Miller (2008-11) | 342 |
| 13. Josh Heath (2014-17) | 322 |
| 14. John Salley (1983-86) | 319 |
| 15. Jon Barry (1991-92) | 317 |
| 16. Duane Ferrell (1985-88) | 289 |
| Matt Harpring (1995-98) | 289 |
| 18. Marcus Georges-Hunt (2013-16) | 287 |
| 19. Dennis Scott (1988-90) | 285 |
| 20. Mfon Udofia (2010-13) | 283 |

Assist Average

| | |
|-----------------------------------|-----|
| 1. Kenny Anderson (1990-91) | 7.0 |
| 2. Drew Barry (1993-96) | 6.2 |
| 3. Travis Best (1992-95) | 5.6 |
| 4. Jarrett Jack (2003-05) | 5.4 |
| 5. Craig Neal (1984-88) | 5.2 |
| 6. Jim Thorne (1969-71) | 4.9 |
| Jon Barry (1991-92) | 4.9 |
| 8. Tony Akins (1999-02) | 4.6 |
| 9. Brian Oliver (1987-90) | 4.2 |
| 10. Iman Shumpert (2009-11) | 4.1 |
| 11. Mark Price (1983-86) | 4.0 |
| Phil Wagner (1966-68) | 4.0 |

Steals

| | |
|---|-----|
| 1. Mark Price (1983-86) | 240 |
| 2. Bruce Dalrymple (1984-87) | 227 |
| 3. Travis Best (1992-95) | 217 |
| 4. Iman Shumpert (2009-11) | 207 |
| 5. Drew Barry (1993-96) | 193 |
| 6. Jarrett Jack (2003-05) | 183 |
| 7. Matt Harpring (1995-98) | 176 |
| 8. Tony Akins (1999-02) | 173 |
| 9. Kenny Anderson (1990-91) | 168 |
| 10. Dennis Scott (1988-90) | 150 |
| 11. Brian Oliver (1987-90) | 140 |
| 12. Jeremis Smith (2005-08) | 135 |
| 13. Maurice Miller (2008-11) | 130 |
| 14. Isma'il Muhammad (2002-05) | 129 |
| 15. George Thomas (1980-83) | 127 |
| Craig Neal (1984-88) | 127 |
| 17. Marvin Lewis (2001-04) | 125 |
| Daniel Miller (2011-14) | 125 |
| 19. Jon Barry (1991-92) | 124 |
| 20. Marcus Georges-Hunt (2013-16) | 121 |

Blocked Shots

| | |
|-------------------------------------|-----|
| 1. Alvin Jones (1998-01) | 425 |
| 2. Daniel Miller (2011-14) | 286 |
| 3. Ben Lammers (2014-18) | 254 |
| 4. John Salley (1983-86) | 243 |
| 5. Malcolm Mackey (1990-93) | 199 |
| 6. Eddie Elisma (1994-97) | 174 |
| 7. Luke Schensch (2002-05) | 157 |
| 8. Gani Lawal (2008-10) | 127 |
| 9. Alade Aminu (2006-09) | 105 |
| 10. Ra'Sean Dickey (2005-07) | 96 |
| 11. Anthony McHenry (2002-05) | 95 |
| 12. Matt Geiger (1991-92) | 94 |
| 13. Michael Maddox (1995-98) | 93 |
| 14. James Forrest (1992-95) | 88 |
| 15. Antoine Ford (1985-87) | 87 |
| 16. Ivano Newbill (1991-94) | 82 |
| Theodis Tarver (2003-06) | 82 |
| 18. Derrick Favors (2010) | 74 |
| 19. Tom Hammonds (1986-89) | 72 |
| 20. Jason Collier (1999-00) | 67 |
| Chris Bosh (2003) | 67 |

Games Played

| | |
|-------------------------------------|-----|
| 1. Quinton Stephens (2013-17) | 135 |
| 2. Malcolm Mackey (1990-93) | 130 |
| Marvin Lewis (2001-04) | 130 |
| Anthony McHenry (2002-05) | 130 |
| Marcus Georges-Hunt (2013-16) | 130 |
| 6. Mfon Udofia (2010-13) | 128 |
| 7. Craig Neal (1984-88) | 127 |
| Duane Ferrell (1985-88) | 127 |
| Brian Oliver (1987-90) | 127 |
| 10. Mark Price (1983-86) | 126 |
| Bruce Dairymple (1984-87) | 126 |
| Michael Maddox (1995-98) | 126 |
| Isma'il Muhammad (2002-05) | 126 |
| Daniel Miller (2011-14) | 126 |
| 15. John Salley (1983-86) | 125 |
| Kamrense Holsey (2011-14) | 125 |
| 17. Travis Best (1992-95) | 124 |
| Matt Harrpring (1995-98) | 124 |
| Alvin Jones (1998-01) | 124 |
| T.J. Vines (1998-01) | 124 |
| D'Andre Bell (2006-10) | 124 |

SEASON RECORDS

TECH • TEAM

Most games played: 38 in 2003-04
 Most victories: 28 in 2003-04, 1989-90
 Most ACC victories: 13 in 1995-96
 Most home victories: 17 in 2016-17
 Most losses: 23 in 1980-81
 Most ACC losses: 15 in 2014-15
 Longest winning streak: 15 games in 1985-86
 Most points: 3,096 in 1989-90
 Highest scoring average: 88.5 in 1989-90 (3,096 in 35 games)
 Lowest scoring average: 55.7 in 1980-81 (1,503 in 27 games)
 Largest scoring margin: +12.2 in 1978-79
 Most field goals: 1,141 in 1989-90
 Most field goals attempted: 2,302 in 1989-90
 Highest field goal percentage: .546 in 1985-86
 Lowest field goal percentage: .348 in 1955-56
 Most 3-point field goals: 296 in 1995-96
 Most 3-point field goals attempted: 776 in 1995-96
 Highest 3-point field goal percentage: .423 in 1987-88
 Lowest 3-point field goal percentage: .267 in 2014-15
 Most free throws: 656 in 1956-57
 Fewest free throws: 287 in 1980-81
 Most free throws attempted: 943 in 1956-57
 Fewest free throws attempted: 459 in 1981-82
 Best free throw percentage: .768 in 1976-77
 Lowest free throw percentage: .611 in 1980-81
 Most rebounds: 1,432 in 1991-92
 Highest rebound average: 50.0 in 1958-59 (1,299 in 26 games)
 Largest rebound margin: +7.4 in 2015-16
 Most personal fouls: 795 in 2003-04
 Fewest personal fouls: 414 in 1957-58
 Most players fouled out: 29 in 1961-62
 Fewest players fouled out: 5 in 2011-12, 2016-17
 Most assists: 680 in 1987-88
 Most blocked shots: 221 in 2016-17
 Most steals: 338 in 2003-04

TECH • INDIVIDUAL

Most points: 970, Dennis Scott, 1989-90
 Highest scoring average: 30.1, Rich Yunkus, 1970-71
 Most field goals: 336, Dennis Scott, 1989-90
 Most field goals attempted: 722, Dennis Scott, 1989-90
 Highest field goal percentage: .639 (129-202), Eddie Elisma, 1995-96
 Most 3-point field goals: 137, Dennis Scott, 1989-90
 Most 3-point field goals attempted: 331, Dennis Scott, 1989-90
 Highest 3-point field goal percentage: .480 (24-50), Bryan Hill, 1990-91
 Most free throws: 205, Marcus Georges-Hunt, 2013-16
 Most free throws attempted: 249, Marcus Georges-Hunt, 2013-16
 Highest free throw percentage: .887 (63-71), Anthony Morrow, 2005-06
 Most rebounds: 364, Jim Caldwell, 1963-64
 Highest rebound average: 14.0, Jim Caldwell, 1963-64
 Most assists: 303, Craig Neal, 1987-88
 Most blocked shots: 141, Alvin Jones, 1997-98
 Most steals: 89, Kenny Anderson, 1990-91
 Most minutes played: 1,368, Dennis Scott, 1989-90
 Most personal fouls: 127, Johnny McNeil, 1989-90
 Most times fouled out: 10, Johnny McNeil, 1989-90; Pete Silas, 1950-51

SEASON RECORDS • FRESHMEN

Most points: 721, Kenny Anderson (1989-90)
 Most points per game: 20.6, Kenny Anderson (1989-90)
 Most rebounds: 278, Chris Bosh (2002-03)
 Most rebounds per game: 9.0, Chris Bosh (2002-03)
 Most field goals made: 283, Kenny Anderson (1989-90)
 Most field goals attempted: 549, Kenny Anderson (1989-90)
 Highest field goal percentage: .609, Tom Hammonds (1985-86)
 Most 3-pt. field goals made: 98, Dennis Scott (1987-88)
 Most 3-pt. field goals attempted: 238, Stephon Marbury (1995-96)
 Highest 3-pt. field goal percentage: .471, Dennis Scott (1987-88)
 Most free throws made: 180, Josh Okogie (2016-17)
 Most free throws attempted: 241, Josh Okogie (2016-17)
 Highest free throw percentage: .877, Mark Price (1982-83)
 Most assists: 285, Kenny Anderson (1989-90)
 Most assists per game: 8.1, Kenny Anderson (1989-90)
 Most steals: 79, Kenny Anderson (1989-90)
 Most blocked shots: 141, Alvin Jones (1997-98)
 Most minutes played: 1,345, Stephon Marbury (1995-96)
 Most minutes per game: 37.7, Kenny Anderson (1989-90)

Top Scoring Tandems

| No. | Player (Points) | Total | Year |
|-----|--|-------|---------|
| 1. | Dennis Scott (970) and Brian Oliver (724) | 1,694 | 1989-90 |
| 2. | Stephon Marbury (679) and Matt Harpring (670) | 1,349 | 1995-96 |
| 3. | Matt Harpring (691) and Dion Glover (608) | 1,299 | 1997-98 |
| 4. | Dennis Scott (649) and Tom Hammonds (627) | 1,276 | 1988-89 |
| 5. | Kenny Anderson (776) and Jon Barry (478) | 1,254 | 1990-91 |
| 6. | Duane Ferrell (595) and Tom Hammonds (567) | 1,162 | 1987-88 |
| 7. | Jon Barry (602) and Malcolm Mackey (553) | 1,155 | 1991-92 |
| 8. | Marcus Georges-Hunt (601) and Adam Smith (540) | 1,141 | 2015-16 |
| 9. | Mark Price (583) and John Salley (491) | 1,074 | 1984-85 |
| | James Forrest (586) and Travis Best (488) | 1,074 | 1992-93 |
| 11. | Travis Best (607) and James Forrest (451) | 1,058 | 1994-95 |
| 12. | Roger Kaiser (638) and Dave Denton (419) | 1,057 | 1959-60 |
| 13. | B.J. Elder (568) and Jarrett Jack (474) | 1,042 | 2003-04 |
| 14. | Mark Price (590) and John Salley (445) | 1,035 | 1985-86 |
| 15. | Sammy Drummer (616) and Tico Brown (413) | 1,029 | 1978-79 |
| 16. | Travis Best (532) and James Forrest (475) | 1,007 | 1993-94 |
| 17. | Sammy Drummer (568) and Tico Brown (435) | 1,003 | 1977-78 |

Minimum 1,000 total points, 400 by each player

Top Rebounding Tandems

| No. | Player (Rebounds) | Total | Year |
|-----|--|-------|---------|
| 1. | Ben Lammers (342) and Quinton Stephens (283) | 625 | 2016-17 |
| 2. | Gani Lawal (305) and Derrick Favors (303) | 608 | 2009-10 |
| 3. | Malcolm Mackey (316) and Matt Geiger (254) | 570 | 1991-92 |
| 4. | Matt Harpring (293) and Eddie Elisma (264) | 557 | 1995-96 |
| | Charles Mitchell (349) and Nick Jacobs (208) | 557 | 2015-16 |
| 6. | Gani Lawal (294) and Alade Aminu (247) | 541 | 2008-09 |
| 7. | Malcolm Mackey (306) and James Forrest (226) | 532 | 1992-93 |
| 8. | Matt Harpring (302) and Michael Maddox (221) | 523 | 1997-98 |
| 9. | Jason Collier (276) and Alvin Jones (241) | 517 | 1999-00 |
| 10. | Lenny Cohen (288) and Bobby Kimmel (223) | 511 | 1956-57 |
| 11. | Jim Caldwell (283) and Alan Nass (224) | 507 | 1962-63 |
| 12. | Malcolm Mackey (262) and Dennis Scott (231) | 493 | 1989-90 |
| 13. | Jim Wood (249) and Mike Green (232) | 481 | 1974-75 |
| | Chris Bosh (278) and Ed Nelson (203) | 481 | 2002-03 |

Minimum 500 total rebounds, 200 by each player

Top Assist Tandems

| No. | Player (Assists) | Total | Year |
|-----|---|-------|---------|
| 1. | Craig Neal (303) and Dennis Scott (116) | 419 | 1987-88 |
| 2. | Jon Barry (207) and Travis Best (198) | 405 | 1991-92 |
| 3. | Drew Barry (238) and Stephon Marbury (161) | 399 | 1995-96 |
| 4. | Kenny Anderson (285) and Brian Oliver (111) | 396 | 1989-90 |
| 5. | Brian Oliver (223) and Karl Brown (125) | 348 | 1988-89 |
| 6. | Travis Best (176) and Drew Barry (164) | 340 | 1992-93 |
| 7. | Drew Barry (181) and Travis Best (151) | 332 | 1994-95 |
| 8. | Travis Best (167) and Drew Barry (141) | 308 | 1993-94 |
| 9. | Mark Price (148) and Bruce Dalrymple (138) | 286 | 1985-86 |
| 10. | Mark Price (150) and Bruce Dalrymple (135) | 285 | 1984-85 |
| 11. | Kenny Anderson (169) and Jon Barry (110) | 279 | 1990-91 |
| | Craig Neal (121) and Bruce Dalrymple (108) | 279 | 1986-87 |

Minimum 250 total assists, 100 by each player

Top Scoring Trios

| No. | Player (Points) | Total | Year |
|-----|--|-------|---------|
| 1. | Dennis Scott (970), Brian Oliver (724), Kenny Anderson (721) | 2,415 | 1989-90 |
| 2. | Stephon Marbury (679), Matt Harpring (670), Drew Barry (480) | 1,829 | 1995-96 |
| 3. | Dennis Scott (649), Tom Hammonds (627), Brian Oliver (515) | 1,791 | 1988-89 |
| 4. | Matt Harpring (691), Dion Glover (608), Michael Maddox (437) | 1,736 | 1997-98 |
| 5. | Kenny Anderson (776), Jon Barry (478), Malcolm Mackey (460) | 1,714 | 1990-91 |
| 6. | Duane Ferrell (595), Tom Hammonds (567), Dennis Scott (496) | 1,658 | 1987-88 |
| 7. | Jon Barry (602), Malcolm Mackey (553), James Forrest (466) | 1,621 | 1991-92 |
| 8. | Josh Okogie (596), Ben Lammers (527), Quinton Stephens (437) | 1,560 | 2016-17 |
| 9. | James Forrest (586), Travis Best (488), Malcolm Mackey (469) | 1,543 | 1992-93 |
| 10. | Mark Price (583), John Salley (491), Bruce Dalrymple (453) | 1,527 | 1984-85 |

Minimum 1,500 total points, 400 by each player

ACC Statistical Leaders

INDIVIDUAL

Points Per Game
 1982-83 Mark Price.....20.3
 1989-90 Dennis Scott.....27.7

Field Goal Percentage
 1984-85 John Salley......627
 2002-03 Chris Bosh......560

3-Point Field Goal Percentage
 1987-88 Dennis Scott......464
 1992-93 Travis Best......457
 2005-06 Anthony Morrow......429
 2007-08 Anthony Morrow......448

3-Point Field Goals Per Game
 1987-88 Dennis Scott......3.1
 1988-89 Dennis Scott......3.6
 1989-90 Dennis Scott......3.9
 2001-02 Tony Akins......3.2
 2015-16 Adam Smith......3.0

Free Throw Percentage
 1982-83 Mark Price......877
 1993-94 Travis Best......864
 1994-95 Travis Best......847

Rebounds Per Game
 1999-00 Jason Collier......9.2
 2000-01 Alvin Jones......10.4

Offensive Rebounds Per Game
 1992-93 Malcolm Mackey......4.6
 1996-97 Eddie Elisma......3.96

Assists Per Game
 1987-88 Craig Neal......9.5
 1989-90 Kenny Anderson......8.1
 1993-94 Drew Barry......5.9
 1994-95 Drew Barry......6.7
 1995-96 Drew Barry......6.6

Steals Per Game
 1990-91 Kenny Anderson......3.0
 2010-11 Iman Shumpert......2.7

Blocks Per Game
 1983-84 John Salley......2.3
 1997-98 Alvin Jones......4.3
 1998-99 Alvin Jones......3.5
 1999-00 Alvin Jones......2.5
 2002-03 Chris Bosh......2.2
 2016-17 Ben Lammers......3.4
 2018-19 James Banks II......2.5

Minutes Per Game
 1989-90 Dennis Scott......39.1
 1990-91 Kenny Anderson......38.9
 1993-94 Travis Best......37.5
 1995-96 Drew Barry......37.5
 1996-97 Matt Harpring......37.6

TEAM

Points Allowed Per Game
 1979-80 59.9

Field Goal Percentage Defense
 1991-92 .419
 2003-04 .388
 2016-17 .398

3-Pt. Field Goal Pct. Defense
 2003-04 .297

Free Throw Percentage
 1986-87 .760
 1988-89 .758

3-Point Field Goals Per Game
 1989-90 7.4

3-Point Field Goal Percentage
 1991-92 .367
 2001-02 .376

Blocked Shots Per Game
 1991-92 5.1
 1997-98 6.3
 2016-17 6.0

Steals Per Game
 2006-07 9.9
 2010-11 9.6

Turnover Margin
 1994-95 +3.4
 2010-11 +2.9

SEASON LEADERS

Points

| | |
|--|-----|
| 1. Dennis Scott (1989-90)..... | 970 |
| 2. Rich Yunkus (1970-71)..... | 815 |
| 3. Rich Yunkus (1969-70)..... | 814 |
| 4. Kenny Anderson (1990-91)..... | 776 |
| 5. Brian Oliver (1989-90)..... | 724 |
| 6. Kenny Anderson (1989-90)..... | 721 |
| 7. Matt Harpring (1997-98)..... | 691 |
| 8. Stephon Marbury (1995-96)..... | 679 |
| 9. Matt Harpring (1995-96)..... | 670 |
| 10. Dennis Scott (1988-89)..... | 649 |
| 11. Roger Kaiser (1959-60)..... | 638 |
| 12. Tom Hammonds (1988-89)..... | 627 |
| 13. Sammy Drummer (1978-79)..... | 616 |
| 14. Roger Kaiser (1960-61)..... | 608 |
| Dion Glover (1997-98)..... | 608 |
| 16. Travis Best (1994-95)..... | 607 |
| 17. Rich Yunkus (1968-69)..... | 603 |
| 18. Jon Barry (1991-92)..... | 602 |
| 19. Marcus Georges-Hunt (2015-16)..... | 601 |
| 20. Duane Ferrell (1987-88)..... | 595 |
| 21. Mark Price (1985-86)..... | 590 |
| 22. James Forrest (1992-93)..... | 586 |
| 23. Mark Price (1984-85)..... | 583 |
| 24. Sammy Drummer (1977-78)..... | 568 |
| Mark Price (1982-83)..... | 568 |
| B.J. Elder (2003-04)..... | 568 |

Scoring Average

| | |
|-----------------------------------|------|
| 1. Rich Yunkus (1969-70)..... | 30.1 |
| 2. Dennis Scott (1989-90)..... | 27.7 |
| 3. Kenny Anderson (1990-91)..... | 25.9 |
| 4. Rich Yunkus (1970-71)..... | 25.5 |
| 5. Rich Yunkus (1968-69)..... | 24.1 |
| 6. Sammy Drummer (1978-79)..... | 23.7 |
| 7. Roger Kaiser (1960-61)..... | 23.4 |
| 8. Roger Kaiser (1959-60)..... | 22.8 |
| 9. Matt Harpring (1997-98)..... | 21.6 |
| 10. Brian Oliver (1989-90)..... | 21.3 |
| 11. Sammy Drummer (1977-78)..... | 21.0 |
| 12. Tom Hammonds (1988-89)..... | 20.9 |
| 13. Kenny Anderson (1989-90)..... | 20.6 |
| 14. Dennis Scott (1988-89)..... | 20.3 |
| Mark Price (1982-83)..... | 20.3 |
| 16. Travis Best (1994-95)..... | 20.2 |
| 17. Phil Wagner (1967-68)..... | 19.6 |
| 18. Phil Wagner (1966-67)..... | 19.5 |
| James Forrest (1992-93)..... | 19.5 |

Rebounds

| | |
|------------------------------------|-----|
| 1. Jim Caldwell (1963-64)..... | 364 |
| 2. Rich Yunkus (1970-71)..... | 356 |
| 3. Charles Mitchell (2015-16)..... | 349 |
| 4. Jim Caldwell (1964-65)..... | 346 |
| 5. Ben Lammers (2016-17)..... | 342 |
| 6. Rich Yunkus (1969-70)..... | 323 |
| 7. Malcolm Mackey (1990-91)..... | 321 |
| 8. Malcolm Mackey (1991-92)..... | 316 |
| 9. Alvin Jones (2000-01)..... | 312 |
| 10. Malcolm Mackey (1992-93)..... | 306 |
| 11. Gani Lawal (2009-10)..... | 305 |
| 12. Derrick Favors (2009-10)..... | 303 |
| 13. Matt Harpring (1997-98)..... | 302 |
| Alvin Jones (1998-99)..... | 302 |
| 15. Gani Lawal (2008-09)..... | 294 |
| 16. Matt Harpring (1995-96)..... | 293 |
| 17. Lenny Cohen (1956-57)..... | 288 |
| 18. Jim Caldwell (1962-63)..... | 283 |
| 19. Chris Bosh (2002-03)..... | 278 |
| 20. Jason Collier (1999-00)..... | 276 |
| Rich Yunkus (1968-69)..... | 276 |

Rebound Average

| | |
|-----------------------------------|------|
| 1. Jim Caldwell (1963-64)..... | 14.0 |
| 2. Jim Caldwell (1964-65)..... | 13.8 |
| 3. Rich Yunkus (1969-70)..... | 12.0 |
| 4. Lenny Cohen (1956-57)..... | 11.1 |
| Rich Yunkus (1970-71)..... | 11.1 |
| 6. Rich Yunkus (1968-69)..... | 11.0 |
| 7. Jim Caldwell (1962-63)..... | 10.9 |
| Dave Denton (1957-58)..... | 10.9 |
| 9. Malcolm Mackey (1990-91)..... | 10.7 |
| 10. Alan Nass (1960-61)..... | 10.4 |
| Alvin Jones (2000-01)..... | 10.4 |
| 12. Malcolm Mackey (1992-93)..... | 10.2 |
| 13. Alvin Jones (1998-99)..... | 9.7 |
| Charles Mitchell (2015-16)..... | 9.7 |
| 15. Jim Wood (1974-75)..... | 9.6 |
| 16. Gani Lawal (2008-09)..... | 9.5 |
| 17. Alan Nass (1961-62)..... | 9.4 |
| 18. Matt Harpring (1997-98)..... | 9.4 |
| 19. Mike Green (1974-75)..... | 9.3 |
| 20. Jason Collier (1999-00)..... | 9.2 |
| Ben Lammers (2016-17)..... | 9.2 |
| 22. Malcolm Mackey (1991-92)..... | 9.0 |
| Chris Bosh (2002-03)..... | 9.0 |

Field Goals

| | |
|------------------------------------|-----|
| 1. Dennis Scott (1989-90)..... | 336 |
| 2. Rich Yunkus (1969-70)..... | 317 |
| 3. Rich Yunkus (1970-71)..... | 314 |
| 4. Kenny Anderson (1989-90)..... | 283 |
| 5. Kenny Anderson (1990-91)..... | 278 |
| 6. Brian Oliver (1989-90)..... | 260 |
| 7. Sammy Drummer (1978-79)..... | 257 |
| 8. Tom Hammonds (1988-89)..... | 250 |
| 9. James Forrest (1992-93)..... | 246 |
| 10. Rich Yunkus (1968-69)..... | 243 |
| 11. Roger Kaiser (1959-60)..... | 237 |
| 12. Stephon Marbury (1995-96)..... | 235 |
| 13. Mark Price (1985-86)..... | 233 |
| 14. Matt Harpring (1995-96)..... | 233 |
| 15. Sammy Drummer (1977-78)..... | 232 |
| 16. Duane Ferrell (1987-88)..... | 230 |
| 17. Matt Harpring (1997-98)..... | 230 |
| 18. Tom Hammonds (1987-88)..... | 229 |
| 19. Dennis Scott (1988-89)..... | 227 |
| 20. Mark Price (1984-85)..... | 223 |

Field Goal Attempts

| | |
|-----------------------------------|-----|
| 1. Dennis Scott (1989-90)..... | 722 |
| 2. Rich Yunkus (1970-71)..... | 691 |
| 3. Kenny Anderson (1990-91)..... | 636 |
| 4. Rich Yunkus (1969-70)..... | 568 |
| 5. Sammy Drummer (1978-79)..... | 556 |
| 6. Kenny Anderson (1989-90)..... | 549 |
| 7. Roger Kaiser (1960-61)..... | 517 |
| 8. Stephon Marbury (1995-96)..... | 514 |
| 9. Dennis Scott (1988-89)..... | 512 |
| 10. Sammy Drummer (1977-78)..... | 504 |
| Brian Oliver (1989-90)..... | 504 |
| 12. Matt Harpring (1997-98)..... | 504 |
| 13. Roger Kaiser (1959-60)..... | 503 |
| Dion Glover (1997-98)..... | 503 |
| 15. Bud Blenkins (1957-58)..... | 471 |
| 16. Travis Best (1994-95)..... | 469 |
| 17. Jon Barry (1991-92)..... | 468 |
| B.J. Elder (2003-04)..... | 468 |
| 19. Tom Hammonds (1988-89)..... | 465 |
| Rich Yunkus (1968-69)..... | 465 |

Field Goal Percentage

| | |
|------------------------------------|-----|
| 1. Eddie Elisma (1995-96)..... | 639 |
| 2. Lee Goza (1981-82)..... | 636 |
| 3. Bill Mayer (1969-70)..... | 634 |
| 4. John Salley (1984-85)..... | 627 |
| 5. Ra'Sean Dickey (2004-05)..... | 621 |
| 6. Matt Geiger (1991-92)..... | 611 |
| Derrick Favors (2009-10)..... | 611 |
| 8. Lenny Horton (1977-78)..... | 610 |
| Lenny Horton (1978-79)..... | 610 |
| 10. Lee Goza (1980-81)..... | 609 |
| Tom Hammonds (1985-86)..... | 609 |
| 12. John Salley (1985-86)..... | 606 |
| 13. Ra'Sean Dickey (2005-06)..... | 597 |
| 14. Jeremis Smith (2006-07)..... | 596 |
| Ra'Sean Dickey (2006-07)..... | 596 |
| 16. Duane Ferrell (1985-86)..... | 595 |
| 17. John Salley (1983-84)..... | 589 |
| 18. Luke Schenscher (2001-02)..... | 587 |
| 19. Lenny Horton (1979-80)..... | 584 |
| 20. Kerry O'Brien (1979-80)..... | 580 |

3-Point Field Goals

| | |
|-----------------------------------|-----|
| 1. Dennis Scott (1989-90)..... | 137 |
| 2. Dennis Scott (1988-89)..... | 116 |
| 3. Adam Smith (2015-16)..... | 109 |
| 4. Jon Barry (1991-92)..... | 99 |
| 5. Dennis Scott (1987-88)..... | 98 |
| Tony Atkins (2001-02)..... | 98 |
| 7. Stephon Marbury (1995-96)..... | 88 |
| 8. Marvin Lewis (2003-04)..... | 82 |
| 9. Anthony Morrow (2007-08)..... | 81 |
| 10. Travis Best (1992-93)..... | 80 |
| 11. Tony Atkins (2000-01)..... | 78 |
| Anthony Morrow (2005-06)..... | 78 |
| 13. Jon Barry (1990-91)..... | 77 |
| Drew Barry (1995-96)..... | 77 |
| B.J. Elder (2003-04)..... | 77 |
| 16. Mark Price (1982-83)..... | 73 |
| Travis Best (1994-95)..... | 73 |
| 18. Fred Vinson (1993-94)..... | 72 |
| Shaun Fein (2000-01)..... | 72 |
| 20. Lewis Clinch (2008-09)..... | 71 |

*3-pt line of 17ft-9in for 1982-83 season;
no 3-pt shot from 1983-86; 19ft-9in from
1986-87 through 2007-08; 20ft-9in from
2009-present.

3-Point Field Goal Att.

| | |
|-----------------------------------|-----|
| 1. Dennis Scott (1989-90)..... | 331 |
| 2. Dennis Scott (1988-89)..... | 292 |
| 3. Jon Barry (1991-92)..... | 265 |
| 4. Adam Smith (2015-16)..... | 263 |
| 5. Tony Atkins (2001-02)..... | 243 |
| 6. Stephon Marbury (1995-96)..... | 238 |
| 7. Jason Floyd (1998-99)..... | 211 |
| 8. Lewis Clinch (2008-09)..... | 210 |
| 9. Jon Barry (1990-91)..... | 209 |
| Drew Barry (1995-96)..... | 209 |
| 11. Dennis Scott (1987-88)..... | 208 |
| 12. Marvin Lewis (2003-04)..... | 206 |
| B.J. Elder (2003-04)..... | 206 |
| 14. Tony Atkins (1998-99)..... | 198 |
| 15. Travis Best (1994-95)..... | 192 |
| 16. Matt Harpring (1996-97)..... | 190 |
| Quinton Stephens (2016-17)..... | 190 |
| 18. Shaun Fein (1999-00)..... | 186 |
| Tony Atkins (2000-01)..... | 186 |
| 20. Tony Atkins (1999-00)..... | 185 |
| Kenny Anderson (1990-91)..... | 185 |

3-Point Field Goal Pct.

| | |
|-----------------------------------|-----|
| 1. Bryan Hill (1990-91)..... | 480 |
| 2. Chris Bosh (2002-03)..... | 478 |
| 3. Lewis Clinch (2008-07)..... | 476 |
| 4. Dennis Scott (1987-88)..... | 471 |
| 5. Travis Best (1992-93)..... | 457 |
| 6. Anthony Morrow (2007-08)..... | 448 |
| 7. Jarrett Jack (2004-05)..... | 442 |
| 8. Mark Price (1982-83)..... | 440 |
| 9. Matt Harpring (1995-96)..... | 429 |
| Anthony Morrow (2005-06)..... | 429 |
| 11. Drew Barry (1994-95)..... | 427 |
| T.J. Vines (1998-99)..... | 427 |
| 13. Matt Causey (2007-08)..... | 424 |
| 14. Michael Maddox (1995-96)..... | 426 |
| 15. Tony Atkins (2000-01)..... | 419 |
| Thaddeus Young (2006-07)..... | 419 |
| 17. Anthony Morrow (2006-07)..... | 418 |
| 18. Craig Neal (1986-87)..... | 415 |
| 19. Dennis Scott (1989-90)..... | 414 |
| 20. Kenny Anderson (1989-90)..... | 410 |

Free Throws

| | |
|---------------------------------------|-----|
| 1. Marcus Georges-Hunt (2015-16)..... | 205 |
| 2. Rich Yunkus (1970-71)..... | 187 |
| 3. Rich Yunkus (1969-70)..... | 180 |
| 4. Matt Harpring (1997-98)..... | 179 |
| 5. Roger Kaiser (1960-61)..... | 176 |
| 6. Roger Kaiser (1959-60)..... | 164 |
| 7. Dennis Scott (1989-90)..... | 161 |
| 8. Kenny Anderson (1990-91)..... | 155 |
| 9. Jarrett Jack (2003-04)..... | 154 |
| 10. Brian Oliver (1989-90)..... | 147 |
| 11. Bobby Kimmel (1956-57)..... | 143 |
| 12. Iman Shumpert (2010-11)..... | 141 |
| 13. Matt Harpring (1995-96)..... | 138 |
| 14. Mark Price (1984-85)..... | 137 |
| 15. Brook Steppe (1979-80)..... | 135 |
| 16. Alvin Jones (2000-01)..... | 133 |
| Josh Okogie (2017-18)..... | 133 |
| 18. Duane Ferrell (1987-88)..... | 131 |

Free Throw Attempts

| | |
|---------------------------------------|-----|
| 1. Marcus Georges-Hunt (2015-16)..... | 249 |
| 2. Rich Yunkus (1970-71)..... | 241 |
| 3. Alvin Jones (2000-01)..... | 223 |
| 4. Gani Lawal (2009-10)..... | 222 |
| 5. Matt Harpring (1997-98)..... | 221 |
| 6. Rich Yunkus (1969-70)..... | 217 |
| 7. Bobby Kimmel (1956-57)..... | 216 |
| 8. Brian Oliver (1989-90)..... | 204 |
| 9. Roger Kaiser (1960-61)..... | 203 |
| Dennis Scott (1989-90)..... | 203 |
| 11. Alvin Jones (1998-99)..... | 201 |
| 12. Jarrett Jack (2003-04)..... | 192 |
| 13. Roger Kaiser (1959-60)..... | 190 |
| 14. Malcolm Mackey (1991-92)..... | 189 |
| 15. Kenny Anderson (1990-91)..... | 187 |
| 16. Dion Glover (1997-98)..... | 186 |
| 17. Lenny Cohen (1956-57)..... | 183 |
| 18. Dave Denton (1959-60)..... | 183 |
| 19. Matt Harpring (1995-96)..... | 181 |

Free Throw Percentage

| | |
|-----------------------------------|-----|
| 1. Anthony Morrow (2005-06)..... | 887 |
| 2. Mark Price (1982-83)..... | 877 |
| 3. Maurice Miller (2010-11)..... | 871 |
| 4. R.D. Craddock (1963-64)..... | 876 |
| 5. Andy McCain (1971-72)..... | 869 |
| 6. Marvin Lewis (2000-01)..... | 868 |
| 7. Roger Kaiser (1959-60)..... | 867 |
| 8. Travis Best (1993-94)..... | 866 |
| Jarrett Jack (2004-05)..... | 866 |
| 10. Roger Kaiser (1958-59)..... | 865 |
| 11. R.D. Craddock (1962-63)..... | 865 |
| 12. Dave Clark (1966-67)..... | 862 |
| 13. Keith Floyd (1961-62)..... | 859 |
| Anthony Morrow (2007-08)..... | 859 |
| 15. Mark Price (1985-86)..... | 855 |
| 16. Steve Sherbak (1972-73)..... | 848 |
| 17. Anthony Morrow (2006-07)..... | 845 |
| 18. Travis Best (1994-95)..... | 847 |
| 19. Bob Seemer (1968-69)..... | 844 |
| 20. Jason Floyd (1998-99)..... | 842 |

Assists

| | |
|--------------------------------------|-----|
| 1. Craig Neal (1987-88)..... | 303 |
| 2. Kenny Anderson (1989-90)..... | 285 |
| 3. Drew Barry (1995-96)..... | 238 |
| 4. Brian Oliver (1988-89)..... | 223 |
| 5. Jarrett Jack (2003-04)..... | 213 |
| 6. Jon Barry (1991-92)..... | 207 |
| 7. Travis Best (1991-92)..... | 198 |
| 8. Jarrett Jack (2002-03)..... | 185 |
| 9. Javaris Crittenton (2006-07)..... | 184 |
| 10. Drew Barry (1994-95)..... | 181 |
| 11. Travis Best (1992-93)..... | 176 |
| Tony Atkins (2001-02)..... | 176 |
| 13. Craig Neal (1986-87)..... | 171 |
| 14. Kenny Anderson (1990-91)..... | 169 |
| 15. Travis Best (1993-94)..... | 167 |
| 16. Drew Barry (1992-93)..... | 164 |
| 17. Jim Thorne (1969-70)..... | 163 |
| 18. Stephon Marbury (1995-96)..... | 161 |
| 19. Jim Thorne (1970-71)..... | 160 |
| 20. Iman Shumpert (2008-09)..... | 154 |

Assist Average

| | |
|---------------------------------------|-----|
| 1. Craig Neal (1987-88)..... | 9.5 |
| 2. Kenny Anderson (1989-90)..... | 8.1 |
| 3. Brian Oliver (1988-89)..... | 7.0 |
| 4. Drew Barry (1994-95)..... | 6.7 |
| 5. Drew Barry (1995-96)..... | 6.6 |
| 6. Jarrett Jack (2002-03)..... | 6.0 |
| 7. Drew Barry (1993-94)..... | 5.9 |
| 8. Travis Best (1992-93)..... | 5.9 |
| 9. Jon Barry (1991-92)..... | 5.9 |
| 10. Craig Neal (1986-87)..... | 5.9 |
| 11. Travis Best (1993-94)..... | 5.8 |
| 12. Javaris Crittenton (2006-07)..... | 5.8 |
| 13. Travis Best (1991-92)..... | 5.7 |
| Tony Atkins (2001-02)..... | 5.7 |
| 15. Kenny Anderson (1990-91)..... | 5.6 |
| Jarrett Jack (2003-04)..... | 5.6 |

Steals

| | |
|------------------------------------|----|
| 1. Kenny Anderson (1990-91)..... | 89 |
| 2. Iman Shumpert (2010-11)..... | 85 |
| 3. Kenny Anderson (1989-90)..... | 79 |
| 4. Jarrett Jack (2003-04)..... | 74 |
| 5. Jon Barry (1991-92)..... | 71 |
| 6. Bruce Dalrymple (1985-86)..... | 70 |
| Dion Glover (1997-98)..... | 70 |
| 8. Mark Price (1984-85)..... | 66 |
| 9. Bruce Dalrymple (1984-85)..... | 65 |
| Drew Barry (1995-96)..... | 65 |
| Javaris Crittenton (2006-07)..... | 65 |
| 12. Mark Price (1985-86)..... | 64 |
| Iman Shumpert (2008-09)..... | 64 |
| 14. Stephon Marbury (1995-96)..... | 63 |
| Matt Harpring (1995-96)..... | 63 |
| 16. Dennis Scott (1989-90)..... | 62 |
| 17. George Thomas (1982-83)..... | 60 |
| Travis Best (1994-95)..... | 60 |
| 19. Tony Atkins (2001-02)..... | 59 |
| 20. Travis Best (1993-94)..... | 58 |
| Jarrett Jack (2004-05)..... | 58 |
| Iman Shumpert (2009-10)..... | 58 |

Blocked Shots

| | |
|-------------------------------------|-----|
| 1. Alvin Jones (1997-98) | 141 |
| 2. Ben Lammers (2016-17) | 125 |
| 3. Alvin Jones (1998-99) | 107 |
| 4. Alvin Jones (2000-01) | 101 |
| 5. John Salley (1984-85) | 82 |
| 6. Daniel Miller (2013-14) | 80 |
| 7. Ben Lammers (2017-18) | 78 |
| James Banks II (2018-19) | 78 |
| 9. Alvin Jones (1999-00) | 76 |
| 10. Daniel Miller (2011-12) | 75 |
| 11. Derrick Favors (2009-10) | 74 |
| 12. John Salley (1983-84) | 67 |
| Chris Bosh (2002-03) | 67 |
| Daniel Miller (2010-11) | 67 |
| 15. Matt Geiger (1991-92) | 65 |
| Eddie Elmsa (1995-96) | 65 |
| 17. Daniel Miller (2012-13) | 64 |
| 18. Malcolm Mackey (1992-93) | 61 |
| 19. John Salley (1985-86) | 59 |
| 20. Luke Schenscher (2004-05) | 56 |

ANNUAL STATISTICAL LEADERS

Scoring Average

| Season | Player | G | Pts | Avg |
|---------|---------------------|----|-----|------|
| 1952-53 | Pete Silas | 22 | 374 | 17.0 |
| 1953-54 | Dick Lenholt | 24 | 300 | 12.5 |
| 1954-55 | Joe Helms | 25 | 362 | 14.5 |
| 1955-56 | Bobby Kimmel | 23 | 433 | 18.8 |
| 1956-57 | Bud Blemker | 26 | 426 | 16.4 |
| 1957-58 | Bud Blemker | 26 | 452 | 17.4 |
| 1958-59 | Bud Blemker | 26 | 388 | 14.9 |
| 1959-60 | Roger Kaiser | 28 | 638 | 22.8 |
| 1960-61 | Roger Kaiser | 26 | 608 | 23.4 |
| 1961-62 | Mike Tomasovich | 26 | 342 | 13.2 |
| 1962-63 | Jim Caldwell | 26 | 357 | 13.7 |
| 1963-64 | Jim Caldwell | 26 | 363 | 14.0 |
| 1964-65 | Jim Caldwell | 25 | 434 | 17.4 |
| 1965-66 | Phil Wagner | 26 | 387 | 14.9 |
| 1966-67 | Phil Wagner | 21 | 410 | 19.5 |
| 1967-68 | Phil Wagner | 20 | 392 | 19.6 |
| 1968-69 | Rich Yunkus | 25 | 603 | 24.1 |
| 1969-70 | Rich Yunkus | 27 | 814 | 30.1 |
| 1970-71 | Rich Yunkus | 32 | 815 | 25.5 |
| 1971-72 | Steve Post | 26 | 394 | 15.2 |
| 1972-73 | Steve Sherbak | 25 | 369 | 14.8 |
| 1973-74 | Jim Wood | 25 | 278 | 11.1 |
| 1974-75 | Jim Wood | 26 | 389 | 15.0 |
| 1975-76 | Jim Wood | 27 | 398 | 14.7 |
| 1976-77 | Tico Brown | 28 | 460 | 16.4 |
| 1977-78 | Sammy Drummer | 27 | 568 | 21.0 |
| 1978-79 | Sammy Drummer | 26 | 616 | 23.7 |
| 1979-80 | Brook Steppe | 26 | 491 | 18.9 |
| 1980-81 | Fred Hall | 27 | 330 | 12.2 |
| 1981-82 | Brook Steppe | 25 | 445 | 17.8 |
| 1982-83 | Mark Price | 28 | 568 | 20.3 |
| 1983-84 | Mark Price | 29 | 452 | 15.6 |
| 1984-85 | Mark Price | 35 | 583 | 16.7 |
| 1985-86 | Mark Price | 34 | 590 | 17.4 |
| 1986-87 | Duane Ferrell | 29 | 520 | 17.9 |
| 1987-88 | Tom Hammonds | 30 | 567 | 18.9 |
| 1988-89 | Tom Hammonds | 30 | 627 | 20.9 |
| 1989-90 | Dennis Scott | 35 | 970 | 27.7 |
| 1990-91 | Kenny Anderson | 30 | 776 | 25.9 |
| 1991-92 | Jon Barry | 35 | 602 | 17.2 |
| 1992-93 | James Forrest | 30 | 586 | 19.5 |
| 1993-94 | James Forrest | 25 | 475 | 19.0 |
| 1994-95 | Travis Best | 30 | 607 | 20.2 |
| 1995-96 | Stephen Marbury | 36 | 679 | 18.9 |
| 1996-97 | Matt Harpring | 27 | 513 | 19.0 |
| 1997-98 | Matt Harpring | 32 | 691 | 21.6 |
| 1998-99 | Jason Collier | 25 | 430 | 17.2 |
| 1999-00 | Jason Collier | 30 | 509 | 17.0 |
| 2000-01 | Tony Atkins | 30 | 436 | 14.5 |
| 2001-02 | Tony Atkins | 31 | 528 | 17.0 |
| 2002-03 | Chris Bosh | 31 | 485 | 15.6 |
| 2003-04 | B.J. Elder | 38 | 568 | 14.9 |
| 2004-05 | Jarrett Jack | 32 | 497 | 15.5 |
| 2005-06 | Anthony Morrow | 28 | 449 | 16.0 |
| 2006-07 | Javaris Crittenton | 32 | 460 | 14.4 |
| | Thaddeus Young | 31 | 445 | 14.4 |
| 2007-08 | Anthony Morrow | 32 | 456 | 14.3 |
| 2008-09 | Lewis Clinch | 24 | 372 | 15.5 |
| 2009-10 | Gani Lawal | 36 | 471 | 13.1 |
| 2010-11 | Iman Shumpert | 31 | 537 | 17.5 |
| 2011-12 | Glen Rice, Jr. | 21 | 274 | 13.0 |
| 2012-13 | Marcus Georges-Hunt | 31 | 334 | 10.8 |
| 2013-14 | Trae Golden | 31 | 411 | 13.3 |
| 2014-15 | Marcus Georges-Hunt | 31 | 407 | 13.6 |
| 2015-16 | Marcus Georges-Hunt | 36 | 601 | 16.7 |
| 2016-17 | Ben Lammers | 37 | 527 | 14.2 |
| 2017-18 | Josh Okogie | 24 | 437 | 18.2 |
| 2018-19 | Jose Alvarado | 31 | 386 | 12.5 |

Rebound Average

| Season | Player | G | Reb | Avg |
|---------|----------------------|----|-----|------|
| 1952-53 | Pete Silas | 22 | 301 | 13.7 |
| 1953-54 | record not available | | | |
| 1954-55 | Dick Lenholt | 25 | 264 | 10.6 |
| 1955-56 | Lenny Horton | 23 | 215 | 9.3 |
| 1956-57 | Lenny Cohen | 26 | 288 | 11.1 |
| 1957-58 | Dave Denton | 22 | 239 | 10.9 |
| 1958-59 | Frank Inman | 25 | 179 | 7.2 |
| 1959-60 | Dave Denton | 28 | 239 | 8.5 |
| 1960-61 | Alan Nass | 26 | 271 | 10.4 |
| 1961-62 | Alan Nass | 26 | 244 | 9.4 |
| 1962-63 | Jim Caldwell | 26 | 283 | 10.9 |
| 1963-64 | Jim Caldwell | 26 | 364 | 14.0 |
| 1964-65 | Jim Caldwell | 25 | 346 | 13.8 |
| 1965-66 | Pete Thorne | 26 | 184 | 7.1 |
| 1966-67 | Pete Thorne | 26 | 170 | 6.5 |
| 1967-68 | Phil Wagner | 20 | 132 | 6.6 |
| 1968-69 | Rich Yunkus | 25 | 276 | 11.0 |
| 1969-70 | Rich Yunkus | 27 | 323 | 12.0 |
| 1970-71 | Rich Yunkus | 32 | 356 | 11.1 |
| 1971-72 | Karl Binns | 24 | 156 | 6.5 |
| 1972-73 | Andy McCain | 24 | 193 | 8.0 |
| 1973-74 | Harry Allen | 25 | 153 | 5.9 |
| 1974-75 | Jim Wood | 26 | 249 | 9.6 |
| 1975-76 | Mike Green | 27 | 171 | 6.3 |
| 1976-77 | Jim Wood | 28 | 187 | 6.7 |

| | | | | |
|---------|------------------|----|-----|------|
| 1977-78 | Lenny Horton | 27 | 202 | 7.5 |
| 1978-79 | Lenny Horton | 26 | 198 | 7.6 |
| 1979-80 | Lenny Horton | 26 | 170 | 6.5 |
| 1980-81 | Lee Goza | 27 | 177 | 6.6 |
| 1981-82 | Brook Steppe | 25 | 136 | 5.4 |
| 1982-83 | John Salley | 27 | 153 | 5.7 |
| 1983-84 | Yvon Joseph | 29 | 208 | 7.2 |
| 1984-85 | John Salley | 35 | 250 | 7.1 |
| 1985-86 | John Salley | 34 | 228 | 6.7 |
| 1986-87 | Tom Hammonds | 29 | 208 | 7.2 |
| 1987-88 | Tom Hammonds | 30 | 216 | 7.2 |
| 1988-89 | Tom Hammonds | 30 | 242 | 8.1 |
| 1989-90 | Malcolm Mackey | 35 | 262 | 7.5 |
| 1990-91 | Malcolm Mackey | 30 | 321 | 10.7 |
| 1991-92 | Malcolm Mackey | 35 | 316 | 9.0 |
| 1992-93 | Malcolm Mackey | 30 | 306 | 10.2 |
| 1993-94 | James Forrest | 25 | 198 | 7.9 |
| 1994-95 | James Forrest | 24 | 198 | 8.3 |
| 1995-96 | Matt Harpring | 36 | 293 | 8.1 |
| 1996-97 | Matt Harpring | 27 | 222 | 8.2 |
| | Eddie Elisma | 27 | 222 | 8.2 |
| 1997-98 | Matt Harpring | 32 | 302 | 9.4 |
| 1998-99 | Alvin Jones | 31 | 302 | 9.7 |
| 1999-00 | Jason Collier | 30 | 276 | 9.2 |
| 2000-01 | Alvin Jones | 30 | 312 | 10.4 |
| 2001-02 | Ed Nelson | 31 | 215 | 6.9 |
| 2002-03 | Chris Bosh | 31 | 278 | 9.0 |
| 2003-04 | Luke Schenscher | 38 | 252 | 6.6 |
| 2004-05 | Luke Schenscher | 32 | 235 | 7.3 |
| 2005-06 | Jeremis Smith | 28 | 230 | 8.2 |
| 2006-07 | Jeremis Smith | 32 | 190 | 5.9 |
| 2007-08 | Jeremis Smith | 32 | 227 | 7.1 |
| 2008-09 | Gani Lawal | 31 | 294 | 9.5 |
| 2009-10 | Gani Lawal | 36 | 305 | 8.5 |
| 2010-11 | Iman Shumpert | 31 | 184 | 5.9 |
| 2011-12 | Glen Rice, Jr. | 21 | 141 | 6.7 |
| 2012-13 | Daniel Miller | 31 | 206 | 6.6 |
| 2013-14 | Daniel Miller | 33 | 258 | 7.8 |
| 2014-15 | Charles Mitchell | 31 | 218 | 7.0 |
| 2015-16 | Charles Mitchell | 36 | 349 | 9.7 |
| 2016-17 | Ben Lammers | 37 | 342 | 9.2 |
| 2017-18 | Ben Lammers | 32 | 259 | 8.1 |
| 2018-19 | James Banks III | 32 | 240 | 7.7 |

Field Goal Percentage

| Season | Player | G | FG-FGA | Pct |
|---------|------------------|----|---------|------|
| 1952-53 | Bill Cohen | 22 | 79-207 | .382 |
| 1953-54 | Dick Lenholt | 24 | 115-306 | .376 |
| 1954-55 | Bill Cohen | 25 | 94-252 | .373 |
| 1955-56 | Bobby Kimmel | 23 | 137-342 | .401 |
| 1956-57 | Terry Randall | 26 | 153-346 | .442 |
| 1957-58 | Terry Randall | 25 | 157-387 | .406 |
| 1958-59 | Terry Randall | 26 | 138-324 | .426 |
| 1959-60 | Roger Kaiser | 28 | 237-503 | .471 |
| 1960-61 | Josh Powell | 22 | 51-121 | .421 |
| 1961-62 | Josh Powell | 26 | 99-231 | .429 |
| 1962-63 | Charlie Spooner | 24 | 41-83 | .494 |
| 1963-64 | R.D. Craddock | 25 | 113-253 | .447 |
| 1964-65 | R.D. Craddock | 25 | 144-294 | .490 |
| 1965-66 | Pete Caldwell | 25 | 55-111 | .495 |
| 1966-67 | Phil Wagner | 21 | 164-291 | .564 |
| 1967-68 | Stan Guth | 17 | 58-108 | .537 |
| 1968-69 | Rich Yunkus | 25 | 243-465 | .523 |
| 1969-70 | Bill Mayer | 27 | 123-194 | .634 |
| 1970-71 | Tommy Wilson | 31 | 103-207 | .498 |
| 1971-72 | Steve Post | 26 | 146-271 | .539 |
| 1972-73 | Andy McCain | 24 | 152-308 | .493 |
| 1973-74 | Jim Wood | 25 | 119-257 | .463 |
| 1974-75 | Jim Wood | 26 | 167-327 | .510 |
| 1975-76 | Mike Green | 27 | 81-150 | .540 |
| 1976-77 | Randy Foster | 28 | 91-173 | .526 |
| 1977-78 | Lenny Horton | 27 | 107-175 | .611 |
| 1978-79 | Lenny Horton | 26 | 136-223 | .610 |
| 1979-80 | Lenny Horton | 26 | 171-293 | .584 |
| 1980-81 | Lee Goza | 27 | 106-174 | .609 |
| 1981-82 | Lee Goza | 26 | 70-110 | .636 |
| 1982-83 | John Salley | 27 | 104-207 | .502 |
| 1983-84 | John Salley | 29 | 126-214 | .589 |
| 1984-85 | John Salley | 35 | 193-308 | .627 |
| 1985-86 | Tom Hammonds | 34 | 168-276 | .609 |
| 1986-87 | Tom Hammonds | 29 | 206-362 | .568 |
| 1987-88 | Tom Hammonds | 30 | 229-403 | .569 |
| 1988-89 | Brian Oliver | 32 | 191-345 | .554 |
| 1989-90 | Brian Oliver | 34 | 260-504 | .516 |
| 1990-91 | Malcolm Mackey | 30 | 190-345 | .551 |
| 1991-92 | Matt Geiger | 35 | 165-270 | .611 |
| 1992-93 | James Forrest | 30 | 246-454 | .542 |
| 1993-94 | Ivano Newbill | 29 | 66-121 | .545 |
| 1994-95 | Eddie Elisma | 30 | 75-145 | .517 |
| 1995-96 | Eddie Elisma | 36 | 129-202 | .639 |
| 1996-97 | Eddie Elisma | 27 | 102-200 | .510 |
| 1997-98 | Alvin Jones | 33 | 80-161 | .497 |
| 1998-99 | Alvin Jones | 31 | 145-277 | .523 |
| 1999-00 | Jason Collier | 30 | 178-376 | .473 |
| 2000-01 | Alvin Jones | 30 | 134-278 | .482 |
| 2001-02 | Ed Nelson | 31 | 101-202 | .500 |
| 2002-03 | Chris Bosh | 31 | 168-300 | .560 |
| 2003-04 | Isma'il Muhammad | 38 | 96-203 | .570 |
| 2004-05 | Ra'Sean Dickey | 29 | 54-87 | .621 |



CLOCKWISE FROM ABOVE - MARK PRICE IS THE ONLY PLAYER EVER TO LEAD TECH IN SCORING FOUR STRAIGHT YEARS. JIM CALDWELL WAS THE FIRST TECH PLAYER TO AVERAGED DOUBLE FIGURES IN REBOUNDING THREE STRAIGHT YEARS. ALVIN JONES BLOCKED MORE THAN 100 SHOTS IN THREE OF HIS FOUR YEARS.

| | | | | |
|---------|------------------|----|---------|------|
| 2005-06 | Ra'Sean Dickey | 28 | 148-248 | .597 |
| 2006-07 | Ra'Sean Dickey | 32 | 106-178 | .596 |
| | Jeremis Smith | 32 | 99-166 | .596 |
| 2007-08 | Gani Lawal | 32 | 90-158 | .570 |
| 2008-09 | Gani Lawal | 31 | 184-331 | .556 |
| 2009-10 | Gani Lawal | 36 | 179-293 | .611 |
| 2010-11 | Daniel Miller | 31 | 60-121 | .496 |
| 2011-12 | Kamreem Holsley | 31 | 121-205 | .590 |
| 2012-13 | Kamreem Holsley | 31 | 111-199 | .558 |
| 2013-14 | Daniel Miller | 33 | 149-258 | .578 |
| 2014-15 | Charles Mitchell | 31 | 124-238 | .521 |
| 2015-16 | Charles Mitchell | 36 | 154-297 | .519 |
| 2016-17 | Ben Lammers | 37 | 214-415 | .516 |
| 2017-18 | Abdoulaye Gueye | 31 | 71-152 | .467 |
| 2018-19 | James Banks III | 32 | 128-227 | .564 |

3-Point Field Goal Percentage

| Season | Player | G | 3P-3PA | Pct |
|---------|----------------|----|---------|------|
| 1982-83 | Mark Price | 28 | 73-166 | .440 |
| 1986-87 | Craig Neal | 29 | 34-82 | .415 |
| 1987-88 | Dennis Scott | 32 | 98-208 | .471 |
| 1988-89 | Brian Oliver | 32 | 28-70 | .400 |
| 1989-90 | Dennis Scott | 35 | 137-331 | .414 |
| 1990-91 | Bryan Hill | 29 | 24-50 | .480 |
| 1991-92 | Travis Best | 35 | 56-145 | .386 |
| 1992-93 | Travis Best | 30 | 80-175 | .457 |
| 1993-94 | Fred Vinson | 29 | 72-181 | .398 |
| 1994-95 | Drew Barry | 27 | 50-117 | .427 |
| 1995-96 | Matt Harpring | 36 | 66-154 | .429 |
| 1996-97 | Matt Harpring | 27 | 65-190 | .342 |
| 1997-98 | Jason Floyd | 33 | 44-114 | .386 |
| 1998-99 | T.J. Vines | 31 | 44-103 | .427 |
| 1999-00 | Jason Collier | 30 | 31-84 | .369 |
| 2000-01 | Tony Atkins | 30 | 78-186 | .419 |
| 2001-02 | Tony Atkins | 31 | 98-243 | .403 |
| 2002-03 | Chris Bosh | 31 | 22-46 | .478 |
| 2003-04 | Marvin Lewis | 38 | 82-206 | .398 |
| 2004-05 | Jarrett Jack | 32 | 46-104 | .442 |
| 2005-06 | Anthony Morrow | 28 | 78-182 | .429 |
| 2006-07 | Thaddeus Young | 31 | 39-93 | .419 |
| 2007-08 | Anthony Morrow | 32 | 81-181 | .448 |

| | | | | |
|---------|----------------|----|--------|------|
| 2008-09 | Lewis Clinch | 24 | 71-220 | .338 |
| 2009-10 | Glen Rice, Jr. | 36 | 28-60 | .467 |
| 2010-11 | Jason Morris | 31 | 22-55 | .400 |
| 2011-12 | Nick Foreman | 30 | 10-26 | .385 |
| 2012-13 | Jason Morris | 18 | 13-31 | .419 |

ANNUAL STATISTICAL LEADERS



JIM CALDWELL



ALVIN JONES

| | | | | |
|---------|---------------------|----|---------|------|
| 1979-80 | Lenny Horton | 26 | 104-127 | .819 |
| 1980-81 | Lee Goza | 27 | 54-80 | .675 |
| 1981-82 | Brook Steppe | 25 | 95-129 | .736 |
| 1982-83 | Mark Price | 28 | 93-106 | .877 |
| 1983-84 | Mark Price | 29 | 70-85 | .824 |
| 1984-85 | Mark Price | 35 | 137-163 | .840 |
| 1985-86 | Mark Price | 34 | 124-145 | .855 |
| 1986-87 | Duane Ferrell | 29 | 112-138 | .811 |
| 1987-88 | Tom Hammonds | 30 | 109-132 | .826 |
| 1988-89 | Dennis Scott | 32 | 79-97 | .814 |
| 1989-90 | Dennis Scott | 35 | 161-203 | .793 |
| 1990-91 | Kenny Anderson | 30 | 155-187 | .829 |
| 1991-92 | Travis Best | 35 | 72-98 | .735 |
| 1992-93 | Travis Best | 30 | 82-109 | .752 |
| 1993-94 | Travis Best | 29 | 123-142 | .866 |
| 1994-95 | Travis Best | 30 | 116-137 | .847 |
| 1995-96 | Drew Barry | 36 | 105-133 | .789 |
| 1996-97 | Eddie Elisma | 27 | 57-79 | .722 |
| 1997-98 | Matt Harpring | 32 | 179-221 | .810 |
| 1998-99 | Jason Floyd | 31 | 48-57 | .842 |
| 1999-00 | Tony Akins | 30 | 55-71 | .775 |
| 2000-01 | Marvin Lewis | 30 | 46-53 | .868 |
| 2001-02 | Marvin Lewis | 31 | 63-72 | .875 |
| 2002-03 | Marvin Lewis | 31 | 60-73 | .822 |
| 2003-04 | Jarrett Jack | 38 | 154-192 | .802 |
| 2004-05 | Jarrett Jack | 32 | 123-142 | .866 |
| 2005-06 | Anthony Morrow | 28 | 63-71 | .887 |
| 2006-07 | Anthony Morrow | 32 | 49-58 | .845 |
| 2007-08 | Anthony Morrow | 32 | 67-78 | .859 |
| 2008-09 | Zachary Peacock | 30 | 55-75 | .733 |
| 2009-10 | Maurice Miller | 32 | 43-53 | .811 |
| 2010-11 | Maurice Miller | 32 | 54-62 | .871 |
| 2011-12 | Daniel Miller | 31 | 32-42 | .762 |
| 2012-13 | Daniel Miller | 31 | 51-70 | .729 |
| 2013-14 | Trae Golden | 31 | 119-152 | .783 |
| 2014-15 | Marcus Georges-Hunt | 30 | 116-152 | .763 |
| 2015-16 | Marcus Georges-Hunt | 36 | 205-249 | .823 |
| 2016-17 | Ben Lammers | 37 | 98-133 | .737 |
| 2017-18 | Josh Okogie | 24 | 133-162 | .821 |
| 2018-19 | Brandon Alston | 26 | 41-49 | .837 |

Assist Average

| Season | Player | G | No | Avg |
|---------|---------------------|----|-----|-----|
| 1965-66 | Phil Wagner | 26 | 99 | 3.8 |
| 1966-67 | Phil Wagner | 21 | 88 | 4.2 |
| 1967-68 | Phil Wagner | 20 | 78 | 3.9 |
| 1968-69 | Jim Thorne | 24 | 88 | 3.7 |
| 1969-70 | Jim Thorne | 27 | 163 | 6.0 |
| 1970-71 | Jim Thorne | 30 | 160 | 5.3 |
| 1971-72 | Frank Samoylo | 25 | 88 | 3.5 |
| 1972-73 | Steve Sherbak | 25 | 141 | 5.6 |
| 1973-74 | Steve Sherbak | 15 | 51 | 3.4 |
| 1974-75 | Mike Bottorf | 26 | 72 | 2.8 |
| 1975-76 | Mike Bottorf | 27 | 70 | 2.6 |
| 1976-77 | Ray Schnitzer | 28 | 60 | 2.1 |
| 1977-78 | Billy Smith | 27 | 61 | 2.3 |
| 1978-79 | Billy Smith | 25 | 49 | 2.0 |
| 1979-80 | Brook Steppe | 26 | 64 | 2.5 |
| 1980-81 | George Thomas | 21 | 64 | 3.0 |
| 1981-82 | Brian Howard | 25 | 62 | 2.5 |
| 1982-83 | Mark Price | 28 | 91 | 3.3 |
| 1983-84 | Mark Price | 29 | 121 | 4.2 |
| 1984-85 | Mark Price | 35 | 150 | 4.3 |
| 1985-86 | Mark Price | 34 | 148 | 4.4 |
| 1986-87 | Craig Neal | 29 | 171 | 5.9 |
| 1987-88 | Craig Neal | 32 | 303 | 9.5 |
| 1988-89 | Brian Oliver | 32 | 223 | 7.0 |
| 1989-90 | Kenny Anderson | 35 | 285 | 8.1 |
| 1990-91 | Kenny Anderson | 30 | 169 | 5.6 |
| 1991-92 | Jon Barry | 35 | 207 | 5.9 |
| 1992-93 | Travis Best | 30 | 176 | 5.9 |
| 1993-94 | Drew Barry | 24 | 141 | 5.9 |
| 1994-95 | Drew Barry | 27 | 181 | 6.7 |
| 1995-96 | Drew Barry | 36 | 238 | 6.6 |
| 1996-97 | Kevin Morris | 27 | 85 | 3.1 |
| 1997-98 | Travis Spivey | 33 | 143 | 4.3 |
| 1998-99 | Tony Akins | 31 | 148 | 4.8 |
| 1999-00 | Tony Akins | 30 | 108 | 3.6 |
| 2000-01 | Tony Akins | 30 | 128 | 4.3 |
| 2001-02 | Tony Akins | 31 | 176 | 5.7 |
| 2002-03 | Jarrett Jack | 31 | 185 | 6.0 |
| 2003-04 | Jarrett Jack | 38 | 213 | 5.6 |
| 2004-05 | Jarrett Jack | 32 | 145 | 4.5 |
| 2005-06 | Zam Fredrick | 28 | 110 | 3.9 |
| 2006-07 | Javaris Crittenton | 32 | 184 | 5.8 |
| 2007-08 | Matt Causey | 30 | 111 | 3.7 |
| 2008-09 | Iman Shumpert | 31 | 154 | 4.9 |
| 2009-10 | Iman Shumpert | 30 | 120 | 4.0 |
| 2010-11 | Iman Shumpert | 31 | 108 | 4.2 |
| 2011-12 | Milton Udofia | 31 | 88 | 2.8 |
| 2012-13 | Milton Udofia | 31 | 91 | 2.9 |
| 2013-14 | Trae Golden | 31 | 97 | 3.1 |
| 2014-15 | Travis Jorgenson | 30 | 100 | 3.3 |
| 2015-16 | Marcus Georges-Hunt | 36 | 119 | 3.3 |
| 2016-17 | Josh Heath | 33 | 144 | 4.4 |
| 2017-18 | Jose Alvarado | 25 | 77 | 3.1 |
| 2018-19 | Jose Alvarado | 31 | 105 | 3.4 |

Blocked Shots

| Season | Player | G | No | Avg |
|---------|-----------------|----|-----|-----|
| 1976-77 | Tico Brown | 28 | 18 | 0.6 |
| 1977-78 | Lenny Horton | 27 | 8 | 0.3 |
| 1978-79 | Steve Neal | 26 | 15 | 0.6 |
| 1979-80 | Lenny Horton | 26 | 5 | 0.2 |
| | Kerry O'Brien | 26 | 5 | 0.2 |
| 1980-81 | Lee Goza | 27 | 14 | 0.5 |
| 1981-82 | Brook Steppe | 25 | 10 | 0.4 |
| 1982-83 | John Salley | 27 | 35 | 1.3 |
| 1983-84 | John Salley | 29 | 67 | 2.3 |
| 1984-85 | John Salley | 35 | 82 | 2.3 |
| 1985-86 | John Salley | 34 | 59 | 1.7 |
| 1986-87 | Antoine Ford | 29 | 45 | 1.6 |
| 1987-88 | Duane Ferrell | 32 | 24 | 0.8 |
| 1988-89 | Tom Hammonds | 30 | 26 | 0.9 |
| 1989-90 | Malcolm Mackey | 35 | 41 | 1.8 |
| 1990-91 | Malcolm Mackey | 30 | 54 | 1.8 |
| 1991-92 | Matt Geiger | 35 | 65 | 1.9 |
| 1992-93 | Malcolm Mackey | 30 | 61 | 2.0 |
| 1993-94 | Eddie Elisma | 29 | 26 | 0.9 |
| 1994-95 | Eddie Elisma | 30 | 35 | 1.2 |
| 1995-96 | Eddie Elisma | 36 | 65 | 1.8 |
| 1996-97 | Eddie Elisma | 27 | 54 | 2.0 |
| 1997-98 | Alvin Jones | 33 | 141 | 4.3 |
| 1998-99 | Alvin Jones | 31 | 107 | 3.5 |
| 1999-00 | Alvin Jones | 30 | 76 | 2.5 |
| 2000-01 | Alvin Jones | 30 | 101 | 3.4 |
| 2001-02 | Luke Schenschel | 19 | 22 | 1.2 |
| 2002-03 | Chris Bosh | 31 | 67 | 2.2 |
| 2003-04 | Luke Schenschel | 38 | 54 | 1.4 |
| 2004-05 | Luke Schenschel | 32 | 56 | 1.8 |
| 2005-06 | Ra'Sean Dickey | 28 | 43 | 1.5 |
| 2006-07 | Ra'Sean Dickey | 32 | 31 | 1.9 |
| 2007-08 | Gani Lawal | 32 | 32 | 1.0 |
| 2008-09 | Alade Aminu | 31 | 55 | 1.7 |
| 2009-10 | Derrick Favors | 36 | 74 | 2.1 |
| 2010-11 | Daniel Miller | 31 | 67 | 2.2 |
| 2011-12 | Daniel Miller | 31 | 75 | 2.4 |
| 2012-13 | Daniel Miller | 31 | 64 | 2.1 |
| 2013-14 | Daniel Miller | 33 | 80 | 2.4 |
| 2014-15 | Demarco Cox | 31 | 28 | 0.9 |
| 2015-16 | Ben Lammers | 36 | 47 | 1.3 |
| 2016-17 | Ben Lammers | 37 | 125 | 3.4 |
| 2017-18 | Ben Lammers | 32 | 78 | 2.4 |
| 2018-19 | James Banks III | 31 | 78 | 2.5 |

Steals

| Season | Player | G | No | Avg |
|---------|---------------------|----|----|-----|
| 1976-77 | Ray Schnitzer | 28 | 45 | 1.6 |
| 1977-78 | Sammy Drummer | 27 | 39 | 1.4 |
| | Billy Smith | 27 | 39 | 1.4 |
| 1978-79 | Sammy Drummer | 26 | 51 | 2.0 |
| 1979-80 | Lenny Horton | 26 | 36 | 1.4 |
| 1980-81 | George Thomas | 21 | 42 | 2.0 |
| 1981-82 | Brook Steppe | 25 | 26 | 1.0 |
| 1982-83 | George Thomas | 27 | 60 | 2.2 |
| 1983-84 | Mark Price | 29 | 55 | 1.9 |
| 1984-85 | Mark Price | 35 | 66 | 1.9 |
| 1985-86 | Mark Price | 34 | 64 | 1.9 |
| 1986-87 | Bruce Dalrymple | 28 | 51 | 1.8 |
| 1987-88 | Craig Neal | 32 | 56 | 1.8 |
| 1988-89 | Dennis Scott | 32 | 45 | 1.4 |
| 1989-90 | Kenny Anderson | 35 | 79 | 2.6 |
| 1990-91 | Kenny Anderson | 30 | 89 | 3.0 |
| 1991-92 | Jon Barry | 35 | 71 | 2.0 |
| 1992-93 | Travis Best | 30 | 51 | 1.7 |
| 1993-94 | Travis Best | 29 | 58 | 2.0 |
| 1994-95 | Travis Best | 30 | 60 | 2.0 |
| 1995-96 | Drew Barry | 36 | 65 | 1.8 |
| 1996-97 | Kevin Morris | 27 | 43 | 1.6 |
| 1997-98 | Dion Glover | 33 | 70 | 2.1 |
| 1998-99 | Tony Akins | 31 | 44 | 1.4 |
| 1999-00 | Tony Akins | 30 | 35 | 1.2 |
| 2000-01 | T.J. Vines | 30 | 39 | 1.2 |
| 2001-02 | Tony Akins | 31 | 59 | 1.9 |
| 2002-03 | Jarrett Jack | 31 | 51 | 1.6 |
| 2003-04 | Jarrett Jack | 38 | 74 | 1.9 |
| 2004-05 | Jarrett Jack | 32 | 58 | 1.8 |
| 2005-06 | Mario West | 22 | 45 | 2.0 |
| 2006-07 | Javaris Crittenton | 32 | 65 | 2.0 |
| 2007-08 | Jeremis Smith | 32 | 45 | 1.4 |
| 2008-09 | Iman Shumpert | 31 | 64 | 2.1 |
| 2009-10 | Iman Shumpert | 30 | 58 | 1.9 |
| 2010-11 | Iman Shumpert | 31 | 85 | 2.7 |
| 2011-12 | Glen Rice, Jr. | 21 | 28 | 1.3 |
| 2012-13 | Daniel Miller | 31 | 27 | 0.9 |
| 2013-14 | Daniel Miller | 33 | 38 | 1.2 |
| 2014-15 | Marcus Georges-Hunt | 30 | 39 | 1.3 |
| 2015-16 | Marcus Georges-Hunt | 36 | 31 | 0.9 |
| 2016-17 | Quinton Stephens | 37 | 44 | 1.2 |
| 2017-18 | Josh Okogie | 24 | 42 | 1.8 |
| 2018-19 | Jose Alvarado | 31 | 56 | 1.8 |

TEAM SEASON HIGHS

Most Points

| | |
|----------------|---------|
| 1. 3096 | 1989-90 |
| 2. 2911 | 2003-04 |
| 3. 2888 | 1995-96 |
| 4. 2813 | 1991-92 |
| 5. 2637 | 2015-16 |
| 6. 2621 | 2009-10 |
| 7. 2614 | 1987-88 |
| 8. 2566 | 1988-89 |
| 9. 2553 | 1985-86 |
| 10. 2518 | 1997-98 |

Fewest Points

| | |
|----------------|---------|
| 1. 1483 | 1979-80 |
| 2. 1503 | 1980-81 |
| 3. 1544 | 1981-82 |
| 4. 1626 | 1961-62 |
| 5. 1659 | 1955-56 |
| 6. 1671 | 1960-61 |
| 7. 1818 | 1957-58 |
| 8. 1841 | 1962-63 |
| 9. 1846 | 1967-68 |
| 10. 1850 | 1964-65 |

Highest Scoring Avg.

| | |
|----------------|---------|
| 1. 88.5 | 1989-90 |
| 2. 82.8 | 1966-67 |
| 3. 82.5 | 1990-91 |
| 4. 81.7 | 1987-88 |
| 5. 81.6 | 1969-70 |
| 6. 80.4 | 1991-92 |
| 7. 80.3 | 1965-66 |
| 8. 80.22 | 1995-96 |
| 9. 80.19 | 1988-89 |
| 10. 80.0 | 1994-95 |

Lowest Scoring Avg.

| | |
|----------------|---------|
| 1. 55.7 | 1980-81 |
| 2. 57.0 | 1979-80 |
| 3. 59.4 | 1981-82 |
| 4. 60.2 | 2011-12 |
| 5. 61.5 | 1996-97 |
| 6. 62.5 | 1961-62 |
| 7. 63.3 | 2014-15 |
| 8. 64.3 | 1960-61 |
| 9. 64.3 | 2012-13 |
| 10. 65.3 | 2018-19 |

Highest Scoring Margin

| | |
|----------------|---------|
| 1. +12.2 | 1978-79 |
| 2. +11.6 | 1985-86 |
| 3. +9.5 | 1960-61 |
| 4. +9.4 | 2003-04 |
| 5. +9.2 | 2006-07 |
| 6. +9.0 | 1984-85 |
| 7. +7.69 | 1987-88 |
| 8. +7.66 | 1989-90 |
| 9. +7.4 | 2004-05 |
| 10. +7.1 | 2009-10 |

Most Field Goals

| | |
|---------------|---------|
| 1. 1141 | 1989-90 |
| 2. 1056 | 1991-92 |
| 3. 1031 | 1995-96 |
| 4. 1029 | 2003-04 |
| 5. 1008 | 1985-86 |
| 6. 996 | 1987-88 |
| 7. 966 | 1970-71 |
| 8. 965 | 2015-16 |
| 9. 957 | 1988-89 |
| 10. 948 | 2009-10 |

Most Field Goal Attempts

| | |
|----------------|---------|
| 1. 2302 | 1989-90 |
| 2. 2213 | 2003-04 |
| 3. 2183 | 1991-92 |
| 4. 2161 | 1995-96 |
| 5. 2150 | 2015-16 |
| 6. 2113 | 1970-71 |
| 7. 2079 | 2016-17 |
| 8. 2064 | 2009-10 |
| 9. 2005 | 1997-98 |
| 10. 1995 | 1990-91 |

Highest Field Goal Pct.

| | |
|----------------------------|---------|
| 1. .546 (1008-1846) | 1985-86 |
| 2. .529 (623-1178) | 1981-82 |
| 3. .516 (943-1827) | 1984-85 |
| 4. .511 (841-1647) | 1969-70 |
| 5. .509 (792-1556) | 1983-84 |
| 6. .503 (996-1981) | 1987-88 |
| 7. .497 (794-1598) | 1978-79 |
| 8. .4964 (957-1928) | 1988-89 |
| 9. .4957 (1141-2302) | 1989-90 |
| 10. .493 (905-1833) | 1992-93 |

Lowest Field Goal Pct.

| | |
|---------------------------|---------|
| 1. .348 (579-1645) | 1955-56 |
| 2. .359 (683-1903) | 1957-58 |
| 3. .362 (678-1874) | 1956-57 |
| 4. .372 (612-1643) | 1961-62 |
| 5. .3765 (605-1607) | 1960-61 |
| 6. .3761 (689-1832) | 1958-59 |
| 7. .396 (590-1489) | 1996-97 |
| 8. .400 (775-1936) | 1973-74 |
| 9. .405 (752-1855) | 2010-11 |
| 10. .407 (731-1978) | 1962-63 |

Most 3-Pt. Field Goals

| | |
|---------------|---------|
| 1. 296 | 1995-96 |
| 2. 267 | 2003-04 |
| 3. 261 | 2001-02 |
| 4. 260 | 1989-90 |
| 5. 260 | 2000-01 |
| 6. 242 | 1999-00 |
| 7. 231 | 1997-98 |
| 8. 219 | 1998-99 |
| 9. 214 | 2007-08 |
| 10. 213 | 2009-10 |
| 213 | 2015-16 |

Most 3-Pt. FG Attempts

| | |
|---------------|---------|
| 1. 776 | 1995-96 |
| 2. 729 | 2003-04 |
| 3. 715 | 1997-98 |
| 4. 705 | 1999-00 |
| 5. 700 | 2000-01 |
| 6. 695 | 2001-02 |
| 7. 663 | 1998-99 |
| 8. 645 | 1989-90 |
| 9. 643 | 2010-11 |
| 10. 597 | 2015-16 |

Highest 3-Pt. FG Pct.

| | |
|--------------------------|----------|
| 1. .427 (112-265) | *1982-83 |
| 2. .423 (154-364) | 1987-88 |
| 3. .403 (260-645) | 1989-90 |
| 4. .386 (154-399) | 2005-06 |
| 5. .385 (147-382) | 1992-93 |
| 6. .381 (296-776) | 1995-96 |
| 7. .377 (195-517) | 1994-95 |
| 8. .376 (261-695) | 2001-02 |
| 9. .375 (154-411) | 1988-89 |
| 10. .372 (214-575) | 2007-08 |

Lowest 3-Pt. FG Pct.

| | |
|--------------------------|---------|
| 1. .267 (131-491) | 2014-15 |
| 2. .290 (168-579) | 1996-97 |
| 3. .299 (192-643) | 2010-11 |
| 4. .307 (176-573) | 2018-19 |
| 5. .312 (158-507) | 2011-12 |
| 6. .315 (173-549) | 2013-14 |
| 7. .318 (173-544) | 2012-13 |
| 8. .318 (156-490) | 2017-18 |
| 9. .323 (231-715) | 1997-98 |
| 10. .323 (159-492) | 2008-09 |

*3-pt line of 17ft-9in for 1982-83 season;
no 3-pt shot from 1983-86; 19ft-9in from
1986-87 through 2007-08; 20ft-9in
since then.

Most Free Throws

| | |
|---------------|---------|
| 1. 656 | 1956-57 |
| 2. 586 | 2003-04 |
| 3. 582 | 1970-71 |
| 4. 562 | 1984-85 |
| 5. 554 | 1989-90 |
| 6. 537 | 1985-86 |
| 7. 530 | 1995-96 |
| 8. 527 | 1959-60 |
| 9. 523 | 1997-98 |
| 10. 521 | 1969-70 |

Fewest Free Throws

| | |
|---------------|---------|
| 1. 287 | 1980-81 |
| 2. 298 | 1981-82 |
| 3. 308 | 2011-12 |
| 4. 312 | 1996-97 |
| 5. 318 | 2012-13 |
| 6. 337 | 1979-80 |
| 7. 350 | 1972-73 |
| 8. 363 | 2014-15 |
| 9. 374 | 1992-93 |
| 10. 379 | 1962-63 |

Most Free Throw Att.

| | |
|---------------|---------|
| 1. 943 | 1956-57 |
| 2. 847 | 2003-04 |
| 3. 825 | 1970-71 |
| 4. 794 | 1984-85 |
| 5. 782 | 1989-90 |
| 6. 779 | 2009-10 |
| 7. 766 | 1991-92 |
| 766 | 1997-98 |
| 9. 754 | 1995-96 |
| 10. 749 | 1971-72 |

Fewest Free Throw Att.

| | |
|---------------|---------|
| 1. 459 | 1981-82 |
| 2. 462 | 1979-80 |
| 3. 470 | 1980-81 |
| 4. 471 | 2011-12 |
| 5. 477 | 1996-97 |
| 6. 479 | 1972-73 |
| 7. 501 | 2012-13 |
| 8. 512 | 1977-78 |
| 9. 516 | 1962-63 |
| 10. 529 | 1978-79 |

Highest Free Throw Pct.

| | |
|---------------------------|---------|
| 1. .768 (434-565) | 1976-77 |
| 2. .761 (404-531) | 1967-68 |
| 3. .760 (396-521) | 1986-87 |
| 4. .758 (496-654) | 1988-89 |
| 5. .754 (386-512) | 1977-78 |
| 6. .747 (395-529) | 1978-79 |
| 7. .743 (521-701) | 1969-70 |
| 8. .734 (379-516) | 1962-63 |
| 9. .7320 (407-556) | 1966-67 |
| 10. .7317 (461-630) | 1960-61 |

Lowest Free Throw Pct.

| | |
|--------------------------|---------|
| 1. .611 (287-470) | 1980-81 |
| 2. .621 (412-663) | 1998-99 |
| 3. .630 (419-665) | 2008-09 |
| 4. .635 (318-501) | 2012-13 |
| 5. .646 (363-560) | 2014-15 |
| 6. .649 (298-459) | 1981-82 |
| 7. .654 (312-477) | 1996-97 |
| 8. .654 (308-471) | 2011-12 |
| 9. .657 (512-779) | 2009-10 |
| 10. .660 (402-609) | 1961-62 |

Most Rebounds

| | |
|----------------|---------|
| 1. 1432 | 1991-92 |
| 2. 1430 | 2009-10 |
| 3. 1422 | 2003-04 |
| 4. 1396 | 2015-16 |
| 5. 1346 | 1989-90 |
| 6. 1330 | 2016-17 |
| 7. 1318 | 1997-98 |
| 8. 1308 | 1970-71 |
| 1308 | 1995-96 |
| 10. 1299 | 1959-60 |

Highest Rebound Margin

| | |
|----------------|---------|
| 1. +7.4 | 2015-16 |
| 2. +7.3 | 2014-15 |
| 3. +5.8 | 2006-07 |
| 4. +4.7 | 2009-10 |
| 5. +4.4 | 2005-06 |
| 6. +4.0 | 1962-63 |
| 7. +3.9 | 1976-77 |
| 8. +3.58 | 1974-75 |
| 9. +3.45 | 2002-03 |
| +3.45 | 2011-12 |

Most Fouls

| | |
|---------------|---------|
| 1. 795 | 2003-04 |
| 2. 721 | 2007-08 |
| 3. 674 | 1973-74 |
| 4. 670 | 2009-10 |
| 5. 669 | 2001-02 |
| 6. 665 | 2006-07 |
| 7. 648 | 2004-05 |
| 8. 645 | 2000-01 |
| 9. 643 | 2015-16 |
| 10. 639 | 2010-11 |

Fewest Fouls

| | |
|---------------|---------|
| 1. 414 | 1957-58 |
| 2. 436 | 1996-97 |
| 3. 448 | 1981-82 |
| 4. 454 | 1968-69 |
| 5. 455 | 1955-56 |
| 6. 460 | 1993-94 |
| 7. 461 | 1992-93 |
| 8. 462 | 1962-63 |
| 9. 464 | 1959-60 |
| 10. 466 | 1956-57 |

Most Disqualifications

| | |
|--------------|---------|
| 1. 29 | 1961-62 |
| 2. 28 | 1973-74 |
| 28 | 1982-83 |
| 4. 27 | 1955-56 |
| 27 | 1979-80 |
| 6. 26 | 1972-73 |
| 7. 24 | 1983-84 |
| 24 | 1989-90 |
| 9. 22 | 1980-81 |
| 10. 20 | 1995-96 |
| 20 | 2000-01 |
| 20 | 2003-04 |

Fewest Disqualifications

| | |
|------------|---------|
| 1. 5 | 2011-12 |
| 5 | 2016-17 |
| 3. 7 | 1960-61 |
| 7 | 2008-09 |
| 5. 8 | 1992-93 |
| 8 | 1994-95 |
| 8 | 1996-97 |
| 8 | 2002-03 |
| 8 | 2010-11 |
| 8 | 2014-15 |

Most Assists

| | |
|---------------|---------|
| 1. 680 | 1987-88 |
| 2. 662 | 1991-92 |
| 3. 653 | 1985-86 |
| 4. 631 | 1988-89 |
| 5. 629 | 1989-90 |
| 6. 622 | 1995-96 |
| 7. 589 | 1997-98 |
| 8. 588 | 1992-93 |
| 9. 579 | 2003-04 |
| 10. 578 | 1984-85 |

Highest Assist Average

| | |
|----------------|---------|
| 1. 21.3 | 1987-88 |
| 2. 19.7 | 1988-89 |
| 3. 19.6 | 1992-93 |
| 4. 19.2 | 1985-86 |
| 5. 18.9 | 1991-92 |
| 6. 18.1 | 1986-87 |
| 7. 18.0 | 1989-90 |
| 8. 17.9 | 1965-66 |
| 9. 17.6 | 1969-70 |
| 10. 17.3 | 1995-96 |
| 17.3 | 1993-94 |

Most Steals

| | |
|--------------|---------|
| 1. 338 | 2003-04 |
| 2. 316 | 2006-07 |
| 3. 297 | 2010-11 |
| 4. 288 | 1995-96 |
| 288 | 2009-10 |
| 6. 269 | 2001-02 |
| 7. 265 | 2004-05 |
| 265 | 2007-08 |
| 9. 256 | 1991-92 |
| 256 | 2008-09 |

Balanced Scoring

Seasons in which five players
averaged in double figures.

1991-92

| | |
|----------------------|------|
| Jon Barry | 17.2 |
| Malcolm Mackey | 15.8 |
| James Forrest | 13.3 |
| Travis Best | 12.3 |
| Matt Geiger | 11.8 |

1985-86

| | |
|-----------------------|------|
| Mark Price | 17.4 |
| John Salley | 13.1 |
| Tom Hammonds | 12.2 |
| Duane Ferrell | 12.1 |
| Bruce Dalrymple | 10.8 |

1964-65

| | |
|----------------------|------|
| Jim Caldwell | 17.4 |
| R.D. Craddock | 15.2 |
| Pres Judy | 10.7 |
| Ron Scharf | 10.5 |
| Charles Kenney | 10.5 |

Most Blocked Shots

| | |
|--------------|---------|
| 1. 221 | 2016-17 |
| 2. 209 | 1997-98 |
| 3. 190 | 2009-10 |
| 4. 180 | 1991-92 |
| 5. 172 | 2003-04 |
| 6. 171 | 1998-99 |
| 171 | 2017-18 |

TEAM SEASON HIGHS



LETHAL WEAPON 3 - TECH'S HIGHEST SCORING TEAM EVER (1989-90)
FEATURED **DENNIS SCOTT (27.7 PPG)**, **KENNY ANDERSON (20.6)** AND
BRIAN OLIVER (21.3).

OPPONENT
SEASON HIGHS

Most points: 2,828 in 1989-90
Highest scoring average: 85.3 in 1973-74 (2,218 in 26 games)
Fewest points: 1,558 in 1979-80
Lowest scoring average: 59.8 in 1959-60 (1,674 in 28 games)
Most field goals: 1,093 in 1989-90
Most field goals attempted: 2,394 in 1989-90
Highest field goal percentage: .499 in 1980-81
Lowest field goal percentage: .356 in 1959-60
Most 3-point field goals: 272 in 2016-17
Most 3-point field goals attempted: 824 in 2016-17
Highest 3-point field goal percentage: .381 in 1982-83
Lowest 3-point field goal percentage: .297 in 2003-04, 2018-19
Most free throws: 609 in 2007-08
Fewest free throws: 295 in 1981-82
Most free throws attempted: 909 in 2003-04
Fewest free throws attempted: 427 in 1981-82
Highest free throw percentage: .740 in 1965-66
Lowest free throw percentage: .643 in 1997-98
Most rebounds: 1,418 in 2003-04
Most personal fouls: 759 in 2003-04
Most assists: 612 in 1989-90
Most blocked shots: 209 in 1997-98
Most steals: 308 in 1997-98

Most Points

| | | |
|----|-------|---------|
| 1. | 2,828 | 1989-90 |
| 2. | 2,735 | 1995-96 |
| 3. | 2,608 | 1991-92 |
| 4. | 2,552 | 2003-04 |
| 5. | 2,545 | 2015-16 |

Fewest Points

| | | |
|----|-------|---------|
| 1. | 1,558 | 1979-80 |
| 2. | 1,579 | 1981-82 |
| 3. | 1,662 | 1960-61 |
| 4. | 1,667 | 1978-79 |
| 5. | 1,674 | 1959-60 |

Highest Scoring Avg.

| | | |
|----|------|---------|
| 1. | 85.3 | 1973-74 |
| 2. | 84.4 | 1971-72 |
| 3. | 83.3 | 1972-73 |
| 4. | 82.5 | 1974-75 |
| 5. | 80.8 | 1989-90 |

Lowest Scoring Avg.

| | | |
|----|------|---------|
| 1. | 59.8 | 1959-60 |
| 2. | 59.9 | 1979-80 |
| 3. | 60.7 | 1981-82 |
| 4. | 60.9 | 1984-85 |
| 5. | 62.4 | 2012-13 |

Field Goals

| | | |
|----|-------|---------|
| 1. | 1,093 | 1989-90 |
| 2. | 1,027 | 1995-96 |
| 3. | 993 | 1991-92 |
| 4. | 961 | 1987-88 |
| 5. | 931 | 2015-16 |

Field Goal Attempts

| | | |
|----|-------|---------|
| 1. | 2,394 | 1989-90 |
| 2. | 2,368 | 1991-92 |
| 3. | 2,276 | 1995-96 |
| 4. | 2,231 | 2016-17 |
| 5. | 2,228 | 2003-04 |

Highest Field Goal Pct.

| | | |
|----|-----------------|---------|
| 1. | .499 (778-1558) | 1980-81 |
| 2. | .495 (735-1484) | 1977-78 |
| 3. | .494 (549-1112) | 1979-80 |
| 4. | .491 (847-1725) | 1973-74 |
| 5. | .485 (768-1582) | 1975-76 |

Lowest Field Goal Pct.

| | | |
|----|-----------------|---------|
| 1. | .356 (624-1753) | 1959-60 |
| 2. | .365 (618-1693) | 1955-56 |
| 3. | .367 (682-1858) | 1956-57 |
| 4. | .381 (679-1781) | 1957-58 |
| 5. | .384 (818-2129) | 2009-10 |

3-Point Field Goals

| | | |
|----|-----|---------|
| 1. | 272 | 2016-17 |
| 2. | 255 | 1995-96 |
| 3. | 240 | 2009-10 |
| 4. | 239 | 2001-02 |
| 5. | 227 | 2017-18 |

3-Point Field Goal Att.

| | | |
|----|-----|---------|
| 1. | 824 | 2016-17 |
| 2. | 762 | 2009-10 |
| 3. | 733 | 2003-04 |
| 4. | 697 | 2018-19 |
| 5. | 693 | 1995-96 |

Highest 3-Pt. FG Pct.

| | | |
|----|-----------------|----------|
| 1. | .381 (106-278) | *1982-83 |
| 2. | .3794 (96-253) | 1986-87 |
| 3. | .3791 (196-517) | 2010-11 |
| 4. | .374 (216-577) | 1989-90 |
| 5. | .369 (178-482) | 1999-00 |

*3-pt line of 17ft-9in for 1982-83 season;
no 3-pt shot from 1983-86; 19ft-9in from
1986-87 through 2007-08; 20ft-9in
since then.

Lowest 3-Pt. FG Pct.

| | | |
|----|-----------------|---------|
| 1. | .2974 (218-733) | 2003-04 |
| 2. | .2977 (207-697) | 2018-19 |
| 3. | .300 (107-357) | 1987-88 |
| 4. | .3150 (240-762) | 2009-10 |
| 5. | .3151 (202-641) | 2004-05 |

Most Free Throws

| | | |
|----|-----|---------|
| 1. | 609 | 2007-08 |
| 2. | 604 | 2003-04 |
| 3. | 600 | 1971-72 |
| 4. | 548 | 1965-66 |
| 5. | 541 | 1957-58 |

Fewest Free Throws

| | | |
|----|-----|---------|
| 1. | 295 | 1981-82 |
| 2. | 299 | 1975-76 |
| 3. | 310 | 1977-78 |
| 4. | 314 | 1996-97 |
| 5. | 318 | 1993-94 |

Most Free Throw Att.

| | | |
|----|-----|---------|
| 1. | 909 | 2003-04 |
| 2. | 867 | 2007-08 |
| 3. | 828 | 1972-73 |
| 4. | 779 | 1957-58 |
| 5. | 777 | 2000-01 |

Fewest Free Throw Att.

| | | |
|----|-----|---------|
| 1. | 427 | 1981-82 |
| 2. | 439 | 1975-76 |
| 3. | 460 | 1977-78 |
| 4. | 479 | 1996-97 |
| 5. | 485 | 1993-94 |

Highest Free Throw Pct.

| | | |
|----|----------------|---------|
| 1. | .740 (548-741) | 1965-66 |
| 2. | .733 (481-656) | 1966-67 |
| 3. | .725 (600-828) | 1971-72 |
| 4. | .722 (459-636) | 1967-68 |
| 5. | .720 (403-560) | 2011-12 |

Lowest Free Throw Pct.

| | | |
|----|----------------|---------|
| 1. | .643 (382-594) | 1997-98 |
| 2. | .646 (426-659) | 1995-96 |
| 3. | .647 (442-683) | 1991-92 |
| 4. | .654 (428-654) | 1963-64 |
| 5. | .656 (318-485) | 1993-94 |

Most Rebounds

| | | |
|----|-------|---------|
| 1. | 1,418 | 2003-04 |
| 2. | 1,343 | 2016-17 |
| 3. | 1,340 | 1989-90 |
| 4. | 1,336 | 1991-92 |
| 5. | 1,315 | 1995-96 |

Most Assists

| | | |
|----|-----|---------|
| 1. | 612 | 1989-90 |
| 2. | 602 | 1987-88 |
| 3. | 601 | 1995-96 |
| 4. | 580 | 1991-92 |
| 5. | 552 | 1988-89 |

Most Steals

| | | |
|----|-----|---------|
| 1. | 308 | 1997-98 |
| 2. | 303 | 1991-92 |
| 3. | 293 | 1998-99 |
| 4. | 292 | 1995-96 |
| 5. | 284 | 2009-10 |

Most Blocked Shots

| | | |
|----|-----|---------|
| 1. | 209 | 1997-98 |
| 2. | 180 | 1991-92 |
| 3. | 172 | 2003-04 |
| 4. | 171 | 1998-99 |
| 5. | 164 | 2002-03 |

Most Fouls

| | | |
|----|-----|---------|
| 1. | 759 | 2003-04 |
| 2. | 712 | 1984-85 |
| 3. | 686 | 1989-90 |
| 4. | 687 | 2009-10 |
| 5. | 676 | 1985-86 |

ANNUAL TEAM TOTALS (SINCE 1955-56)

Georgia Tech • All Games

| Year | G | W-L | Home | Away | Neutral | FG | FGA | Pct | 3P | 3PA | Pct | FT | FTA | Pct | OR | DR | Reb | Avg | PF | Dq | A | Avg | TO | Avg | Bl | Avg | St | Avg | Pts | Avg |
|---------|----|-------|------|------|---------|------|------|------|-----|-----|------|-----|-----|------|-----|-----|------|------|-----|----|-----|------|-----|------|-----|-----|-----|-----|------|------|
| 2018-19 | 32 | 14-18 | 11-7 | 3-9 | 0-2 | 755 | 1714 | .440 | 176 | 573 | .307 | 405 | 588 | .689 | 262 | 809 | 1071 | 33.5 | 560 | 14 | 433 | 13.5 | 459 | 14.3 | 166 | 5.2 | 221 | 6.9 | 2091 | 65.3 |
| 2017-18 | 32 | 13-19 | 12-7 | 1-10 | 0-2 | 753 | 1770 | .425 | 156 | 490 | .318 | 439 | 616 | .713 | 334 | 750 | 1084 | 33.5 | 533 | 15 | 409 | 12.8 | 411 | 12.8 | 171 | 5.3 | 221 | 6.9 | 2101 | 65.7 |
| 2016-17 | 37 | 21-16 | 17-4 | 3-10 | 1-2 | 910 | 2079 | .438 | 171 | 516 | .331 | 505 | 740 | .682 | 356 | 974 | 1330 | 35.0 | 591 | 5 | 570 | 15.4 | 494 | 13.4 | 221 | 6.0 | 245 | 6.6 | 2496 | 67.5 |
| 2015-16 | 36 | 21-15 | 14-5 | 5-8 | 2-2 | 965 | 2150 | .449 | 213 | 597 | .357 | 492 | 681 | .722 | 469 | 927 | 1396 | 38.8 | 643 | 10 | 487 | 13.5 | 403 | 11.2 | 151 | 4.2 | 158 | 4.4 | 2637 | 73.2 |
| 2014-15 | 31 | 12-19 | 8-8 | 2-9 | 2-2 | 734 | 1800 | .408 | 131 | 491 | .267 | 363 | 560 | .648 | 444 | 743 | 1187 | 38.3 | 516 | 8 | 362 | 11.7 | 394 | 12.7 | 104 | 3.4 | 177 | 5.7 | 1962 | 63.3 |
| 2013-14 | 33 | 16-17 | 10-7 | 5-7 | 1-3 | 796 | 1847 | .431 | 173 | 549 | .315 | 435 | 636 | .684 | 373 | 814 | 1187 | 36.0 | 586 | 12 | 434 | 13.1 | 399 | 12.1 | 140 | 4.2 | 171 | 5.2 | 2200 | 66.7 |
| 2012-13 | 31 | 16-15 | 11-6 | 3-7 | 2-2 | 751 | 1791 | .426 | 173 | 544 | .318 | 318 | 501 | .635 | 366 | 789 | 1155 | 37.3 | 517 | 9 | 394 | 12.7 | 399 | 12.9 | 129 | 4.2 | 182 | 5.9 | 1993 | 64.3 |
| 2011-12 | 31 | 11-20 | 7-8 | 3-9 | 1-3 | 700 | 1639 | .427 | 158 | 507 | .312 | 308 | 471 | .654 | 340 | 747 | 1087 | 35.1 | 513 | 5 | 340 | 11.0 | 448 | 14.4 | 152 | 4.8 | 161 | 5.2 | 1866 | 60.2 |
| 2010-11 | 31 | 13-18 | 10-6 | 1-10 | 2-2 | 752 | 1855 | .405 | 192 | 643 | .299 | 406 | 589 | .689 | 394 | 707 | 1101 | 35.5 | 639 | 8 | 408 | 13.2 | 481 | 15.5 | 126 | 4.1 | 297 | 9.6 | 2102 | 67.8 |
| 2009-10 | 36 | 23-13 | 14-2 | 3-8 | 6-3 | 948 | 2064 | .459 | 213 | 587 | .363 | 512 | 779 | .657 | 477 | 953 | 1430 | 39.7 | 670 | 10 | 508 | 14.1 | 591 | 16.4 | 190 | 5.3 | 288 | 8.0 | 2621 | 72.8 |
| 2008-09 | 31 | 12-19 | 9-8 | 2-10 | 1-1 | 815 | 1868 | .436 | 159 | 492 | .323 | 419 | 665 | .630 | 404 | 807 | 1211 | 39.1 | 608 | 7 | 462 | 14.9 | 522 | 16.8 | 154 | 5.0 | 256 | 8.3 | 2208 | 71.2 |
| 2007-08 | 32 | 15-17 | 6-7 | 6-8 | 3-2 | 883 | 1873 | .471 | 214 | 575 | .372 | 502 | 717 | .700 | 371 | 716 | 1087 | 34.0 | 721 | 15 | 480 | 15.0 | 490 | 15.3 | 112 | 3.5 | 265 | 8.3 | 2482 | 77.6 |
| 2006-07 | 32 | 20-12 | 16-1 | 1-8 | 3-3 | 935 | 1909 | .490 | 201 | 540 | .372 | 444 | 652 | .681 | 445 | 721 | 1166 | 36.4 | 665 | 14 | 491 | 15.3 | 503 | 15.7 | 114 | 3.6 | 316 | 9.9 | 2515 | 78.6 |
| 2005-06 | 28 | 11-17 | 10-5 | 0-10 | 1-2 | 739 | 1608 | .460 | 154 | 399 | .386 | 380 | 570 | .667 | 374 | 668 | 1042 | 37.2 | 609 | 18 | 411 | 14.7 | 499 | 17.8 | 116 | 4.1 | 244 | 8.7 | 2012 | 71.9 |
| 2004-05 | 32 | 20-12 | 13-3 | 4-6 | 3-3 | 849 | 1877 | .452 | 190 | 570 | .333 | 483 | 699 | .691 | 400 | 848 | 1248 | 39.0 | 648 | 10 | 471 | 14.7 | 483 | 15.1 | 162 | 5.1 | 265 | 8.3 | 2371 | 74.1 |
| 2003-04 | 38 | 28-10 | 13-3 | 7-5 | 8-2 | 1029 | 2213 | .465 | 267 | 729 | .366 | 586 | 847 | .692 | 429 | 993 | 1422 | 37.4 | 795 | 20 | 579 | 15.2 | 578 | 15.2 | 172 | 4.5 | 338 | 8.9 | 2911 | 76.6 |
| 2002-03 | 31 | 16-15 | 13-3 | 2-11 | 1-1 | 836 | 1857 | .450 | 178 | 506 | .352 | 447 | 656 | .681 | 428 | 760 | 1188 | 38.1 | 582 | 8 | 494 | 15.6 | 469 | 15.1 | 164 | 5.3 | 243 | 7.8 | 2297 | 74.1 |
| 2001-02 | 31 | 15-16 | 9-7 | 4-6 | 2-3 | 834 | 1937 | .431 | 261 | 695 | .376 | 441 | 637 | .692 | 439 | 745 | 1184 | 38.2 | 669 | 12 | 481 | 15.5 | 478 | 15.4 | 101 | 3.3 | 269 | 8.7 | 2370 | 76.5 |
| 2000-01 | 30 | 17-13 | 12-3 | 2-8 | 3-2 | 776 | 1822 | .426 | 260 | 700 | .371 | 457 | 662 | .690 | 345 | 780 | 1125 | 37.5 | 645 | 20 | 488 | 16.3 | 474 | 15.8 | 136 | 4.5 | 238 | 7.9 | 2269 | 75.6 |
| 1999-00 | 30 | 13-17 | 11-5 | 0-9 | 2-3 | 725 | 1778 | .408 | 242 | 705 | .343 | 427 | 625 | .683 | 410 | 757 | 1167 | 38.9 | 516 | 15 | 456 | 15.2 | 509 | 17.0 | 147 | 4.9 | 196 | 6.5 | 2119 | 70.6 |
| 1998-99 | 31 | 15-16 | 10-5 | 2-8 | 3-3 | 728 | 1772 | .411 | 219 | 663 | .330 | 412 | 663 | .621 | 385 | 760 | 1145 | 36.9 | 508 | 15 | 423 | 13.6 | 536 | 17.3 | 171 | 5.5 | 190 | 5.8 | 2087 | 67.3 |
| 1997-98 | 33 | 19-14 | 12-6 | 4-7 | 3-1 | 882 | 2005 | .440 | 231 | 715 | .323 | 523 | 766 | .683 | 483 | 835 | 1318 | 39.9 | 525 | 17 | 502 | 15.2 | 589 | 17.8 | 209 | 6.3 | 253 | 7.7 | 2518 | 76.3 |
| 1996-97 | 27 | 9-18 | 8-6 | 0-9 | 1-3 | 590 | 1489 | .396 | 168 | 579 | .290 | 312 | 477 | .654 | 419 | 560 | 979 | 36.3 | 436 | 8 | 325 | 12.0 | 438 | 16.1 | 107 | 4.0 | 168 | 6.2 | 1660 | 61.5 |
| 1995-96 | 36 | 24-12 | 11-1 | 6-5 | 7-6 | 1031 | 2161 | .477 | 296 | 776 | .381 | 530 | 754 | .703 | 456 | 852 | 1308 | 36.3 | 606 | 20 | 622 | 17.3 | 533 | 14.8 | 130 | 3.6 | 288 | 8.0 | 2888 | 80.2 |
| 1994-95 | 30 | 18-12 | 14-3 | 2-6 | 2-3 | 883 | 1879 | .470 | 195 | 517 | .377 | 439 | 610 | .720 | 403 | 658 | 1062 | 35.4 | 457 | 8 | 531 | 17.7 | 399 | 13.3 | 115 | 3.8 | 252 | 8.4 | 2400 | 80.0 |
| 1993-94 | 29 | 16-13 | 11-3 | 2-7 | 3-3 | 807 | 1793 | .450 | 187 | 525 | .356 | 399 | 572 | .698 | 405 | 694 | 1099 | 37.9 | 459 | 10 | 501 | 17.3 | 421 | 14.5 | 96 | 3.3 | 217 | 7.5 | 2200 | 75.9 |
| 1992-93 | 30 | 19-11 | 9-5 | 6-5 | 4-1 | 905 | 1833 | .494 | 147 | 382 | .385 | 374 | 547 | .684 | 405 | 771 | 1130 | 39.2 | 461 | 8 | 588 | 19.6 | 485 | 16.1 | 151 | 5.0 | 191 | 6.4 | 2331 | 77.7 |
| 1991-92 | 35 | 23-12 | 13-3 | 4-5 | 6-4 | 1056 | 2183 | .484 | 118 | 512 | .367 | 513 | 766 | .670 | 483 | 949 | 1432 | 40.9 | 611 | 12 | 662 | 18.9 | - | - | 180 | 5.1 | 256 | 7.3 | 2813 | 80.4 |
| 1990-91 | 30 | 17-13 | 9-3 | 2-7 | 6-3 | 944 | 1995 | .473 | 183 | 504 | .363 | 403 | 603 | .668 | 392 | 750 | 1255 | 41.8 | 490 | 13 | 497 | 16.6 | - | - | 129 | 4.3 | 215 | 7.2 | 2474 | 82.5 |
| 1989-90 | 35 | 28-7 | 11-2 | 5-4 | 12-1 | 1141 | 2302 | .496 | 260 | 645 | .403 | 554 | 782 | .708 | - | - | 1346 | 38.5 | 596 | 26 | 629 | 18.0 | - | - | 130 | 3.7 | 249 | 7.1 | 3096 | 88.5 |
| 1988-89 | 32 | 20-12 | 13-2 | 4-6 | 3-4 | 957 | 1928 | .496 | 154 | 411 | .375 | 496 | 654 | .758 | - | - | 1184 | 37.0 | 573 | 16 | 631 | 19.7 | - | - | 73 | 2.3 | 178 | 5.6 | 2566 | 80.2 |
| 1987-88 | 32 | 22-10 | 13-3 | 5-5 | 4-2 | 996 | 1981 | .503 | 154 | 364 | .423 | 468 | 649 | .721 | - | - | 1129 | 35.3 | 522 | 13 | 680 | 21.3 | - | - | 92 | 2.9 | 237 | 7.4 | 2614 | 81.7 |
| 1986-87 | 29 | 16-13 | 7-2 | 4-8 | 5-3 | 798 | 1633 | .489 | 59 | 162 | .364 | 396 | 521 | .760 | - | - | 977 | 33.7 | 514 | 17 | 525 | 18.1 | - | - | 85 | 2.9 | 176 | 6.1 | 2051 | 70.7 |
| 1985-86 | 34 | 27-7 | 10-2 | 7-2 | 10-3 | 1008 | 1846 | .546 | - | - | - | 537 | 738 | .728 | - | - | 1115 | 32.8 | 559 | 13 | 653 | 19.2 | - | - | 124 | 3.6 | 238 | 7.0 | 2553 | 75.1 |
| 1984-85 | 35 | 27-8 | 13-2 | 5-4 | 9-2 | 943 | 1827 | .516 | - | - | - | 562 | 794 | .708 | - | - | 1168 | 33.3 | 558 | 11 | 578 | 16.5 | - | - | 120 | 3.4 | 232 | 6.6 | 2448 | 69.9 |
| 1983-84 | 29 | 18-11 | 13-2 | 1-7 | 4-2 | 792 | 1556 | .509 | - | - | - | 439 | 622 | .706 | - | - | 957 | 33.0 | 549 | 24 | 477 | 16.4 | - | - | 106 | 3.7 | 196 | 6.8 | 2023 | 69.8 |
| 1982-83 | 28 | 13-15 | 1-3 | 0-9 | 1-3 | 725 | 1603 | .452 | 112 | 265 | .427 | 447 | 640 | .698 | - | - | 986 | 35.2 | 618 | 28 | 365 | 13.0 | - | - | 96 | 3.4 | 198 | 7.1 | 2009 | 71.8 |
| 1981-82 | 26 | 10-16 | 8-5 | 2-7 | 0-4 | 623 | 1178 | .529 | - | - | - | 298 | 459 | .649 | - | - | 718 | 27.6 | 448 | 11 | 293 | 12.7 | - | - | 37 | 1.4 | 118 | 4.5 | 1544 | 59.4 |
| 1980-81 | 27 | 4-23 | 4-12 | 0-8 | 0-3 | 607 | 1389 | .437 | - | - | - | 287 | 470 | .611 | - | - | 893 | 33.1 | 543 | 22 | 243 | 9.0 | - | - | 45 | 1.7 | 123 | 4.6 | 1503 | 55.7 |
| 1979-80 | 26 | 8-18 | 7-7 | 0-9 | 1-2 | 573 | 1169 | .490 | - | - | - | 337 | 462 | .729 | - | - | 712 | 27.4 | 583 | 27 | 299 | 11.5 | - | - | 27 | 1.0 | 152 | 5.8 | 1483 | 57.0 |
| 1978-79 | 26 | 17-9 | 10-1 | 3-8 | 1-0 | 794 | 1598 | .497 | - | - | - | 395 | 529 | .747 | - | - | 905 | 34.8 | 517 | 17 | 258 | 9.9 | - | - | 35 | 1.3 | 198 | 7.6 | 1983 | 76.3 |
| 1977-78 | 27 | 15-12 | 13-3 | 2-8 | 3-1 | 773 | 1592 | .486 | - | - | - | 386 | 512 | .754 | - | - | 889 | 32.9 | 507 | 10 | 267 | 11.1 | - | - | 36 | 1.3 | 168 | 6.2 | 1932 | 71.6 |
| 1976-77 | 28 | 18-10 | 12-1 | 3-5 | 3-4 | 766 | 1592 | .481 | - | - | - | 434 | 565 | .768 | - | - | 972 | 34.7 | 611 | 16 | 292 | 10.4 | - | - | 69 | 2.5 | 161 | 5.8 | 1966 | 70.2 |
| 1975-76 | 27 | 13-14 | 9-4 | 0-6 | 4-4 | 735 | 1529 | .481 | - | - | - | 390 | 573 | .681 | - | - | 888 | 32.9 | 520 | 18 | 283 | 11.3 | - | - | - | - | - | - | 1860 | 68.9 |
| 1974-75 | 26 | 11-15 | 8-5 | 2-8 | 1-2 | 776 | 1750 | .443 | - | - | - | 382 | 571 | .669 | - | - | 1162 | 44.6 | 524 | 14 | 298 | 11.5 | - | - | - | - | - | - | 1934 | 74.4 |
| 1973-74 | 26 | 5-21 | 4-10 | 1-7 | 0-4 | 775 | 1936 | .400 | - | - | - | 385 | 540 | .713 | - | - | 1081 | 41.6 | 674 | 28 | 312 | 12.0 | - | - | - | - | - | - | 1935 | 74.4 |
| 1972-73 | 25 | 7-18 | 6-7 | 1-8 | 0-3 | 779 | 1737 | .448 | - | - | - | 350 | 479 | .731 | - | - | 1023 | 41.0 | 586 | 26 | 355 | 14.2 | - | - | - | - | | | | |

ANNUAL TEAM TOTALS (SINCE 1955-56)

Opponents • All Games

| Year | G | W-L | Att. | Dates | Avg. | FG | FGA | Pct | 3P | 3PA | Pct | FT | FTA | Pct | OR | DR | Reb | Avg | PF | Dq | A | Avg. | TO | Avg. | Bl | Avg. | St | Avg. | Pts | Avg | |
|---------|----|-------|---------|-------|--------|------|------|-----|-----|-----|-----|-----|-----|-----|-----|-----|------|------|-----|----|-----|------|-----|------|-----|------|-----|------|------|------|------|
| 2018-19 | 32 | 14-18 | 107,003 | 18 | 5,945 | 740 | 1847 | 401 | 207 | 697 | 297 | 443 | 643 | 689 | 375 | 777 | 1152 | 36.0 | 555 | 8 | 452 | 14.1 | 409 | 12.8 | 108 | 3.4 | 225 | 7.0 | 2130 | 66.6 | |
| 2017-18 | 32 | 13-19 | 123,843 | 19 | 6,518 | 768 | 1791 | 429 | 227 | 599 | 379 | 407 | 569 | 715 | 331 | 751 | 1082 | 33.8 | 547 | 12 | 457 | 14.2 | 403 | 12.6 | 104 | 3.3 | 203 | 6.3 | 2172 | 67.9 | |
| 2016-17 | 37 | 21-16 | 126,718 | 21 | 6,034 | 887 | 2231 | 398 | 272 | 824 | 330 | 426 | 608 | 330 | 430 | 913 | 1343 | 36.3 | 662 | 12 | 490 | 13.2 | 484 | 13.1 | 145 | 3.9 | 252 | 6.8 | 2472 | 66.8 | |
| 2015-16 | 36 | 21-15 | 110,804 | 19 | 5,832 | 931 | 2108 | 442 | 206 | 644 | 320 | 477 | 667 | 715 | 347 | 783 | 1130 | 31.4 | 638 | 16 | 436 | 12.1 | 353 | 9.8 | 98 | 2.7 | 169 | 4.7 | 2545 | 70.7 | |
| 2014-15 | 31 | 12-19 | 99,212 | 16 | 6,201 | 723 | 1644 | 440 | 172 | 540 | 319 | 384 | 555 | 692 | 384 | 555 | 962 | 31.0 | 539 | 8 | 393 | 11.7 | 363 | 11.7 | 122 | 3.9 | 202 | 6.5 | 2002 | 64.6 | |
| 2013-14 | 33 | 16-17 | 111,926 | 17 | 6,584 | 761 | 1815 | 419 | 197 | 594 | 332 | 485 | 688 | 705 | 328 | 769 | 1097 | 33.2 | 576 | 10 | 399 | 12.1 | 334 | 10.1 | 121 | 3.7 | 205 | 6.2 | 2204 | 66.8 | |
| 2012-13 | 31 | 16-15 | 125,200 | 17 | 7,365 | 687 | 1715 | 401 | 182 | 563 | 323 | 377 | 566 | 666 | 312 | 757 | 1069 | 34.5 | 480 | 6 | 383 | 12.4 | 391 | 12.6 | 131 | 4.2 | 191 | 6.2 | 1933 | 62.4 | |
| 2011-12 | 31 | 11-20 | 73,933 | 15 | 4,929 | 669 | 1658 | 403 | 199 | 573 | 347 | 403 | 560 | 720 | 306 | 674 | 980 | 31.6 | 490 | 11 | 376 | 12.1 | 347 | 11.2 | 103 | 3.3 | 211 | 6.8 | 1940 | 62.6 | |
| 2010-11 | 31 | 13-18 | 97,523 | 16 | 6,095 | 701 | 1592 | 440 | 196 | 517 | 379 | 481 | 719 | 669 | 290 | 781 | 1071 | 34.5 | 563 | 7 | 394 | 12.7 | 514 | 16.6 | 83 | 2.7 | 200 | 6.5 | 2079 | 67.1 | |
| 2009-10 | 36 | 23-13 | 127,669 | 16 | 7,979 | 818 | 2129 | 384 | 240 | 762 | 315 | 489 | 734 | 666 | 482 | 777 | 1259 | 35.0 | 687 | 14 | 472 | 13.1 | 547 | 15.2 | 113 | 3.1 | 284 | 7.9 | 2365 | 65.7 | |
| 2008-09 | 31 | 12-19 | 127,101 | 17 | 7,477 | 769 | 1848 | 416 | 201 | 620 | 324 | 477 | 703 | 679 | 384 | 759 | 1143 | 36.9 | 591 | 11 | 428 | 13.8 | 503 | 16.2 | 85 | 2.7 | 269 | 8.4 | 2216 | 71.5 | |
| 2007-08 | 32 | 15-17 | 119,483 | 13 | 9,191 | 804 | 1780 | 452 | 215 | 636 | 338 | 609 | 867 | 702 | 394 | 717 | 1111 | 34.7 | 675 | 21 | 441 | 13.8 | 520 | 16.3 | 108 | 3.4 | 243 | 7.6 | 2432 | 76.0 | |
| 2006-07 | 32 | 20-12 | 156,247 | 17 | 9,191 | 746 | 1702 | 438 | 200 | 605 | 331 | 530 | 753 | 704 | 351 | 631 | 982 | 30.7 | 616 | 18 | 450 | 14.1 | 503 | 15.7 | 97 | 3.0 | 224 | 7.0 | 2222 | 69.4 | |
| 2005-06 | 28 | 11-17 | 137,685 | 15 | 9,191 | 688 | 1555 | 441 | 166 | 483 | 344 | 483 | 704 | 686 | 325 | 593 | 918 | 32.8 | 525 | 12 | 444 | 15.9 | 432 | 15.4 | 74 | 2.6 | 241 | 8.6 | 2019 | 72.1 | |
| 2004-05 | 32 | 20-12 | 137,685 | 15 | 9,191 | 735 | 1882 | 391 | 202 | 641 | 315 | 461 | 700 | 659 | 418 | 752 | 1170 | 36.6 | 651 | 11 | 402 | 12.6 | 483 | 15.1 | 128 | 4.0 | 226 | 7.1 | 2133 | 66.7 | |
| 2003-04 | 38 | 28-10 | 145,210 | 16 | 9,076 | 865 | 2228 | 388 | 218 | 733 | 297 | 604 | 909 | 664 | 522 | 896 | 1418 | 37.3 | 759 | 18 | 468 | 12.3 | 640 | 16.8 | 124 | 3.3 | 267 | 7.0 | 2552 | 67.2 | |
| 2002-03 | 31 | 16-15 | 128,481 | 15 | 8,565 | 777 | 1830 | 425 | 204 | 567 | 360 | 407 | 591 | 689 | 378 | 703 | 1081 | 34.9 | 597 | 16 | 469 | 15.1 | 462 | 14.9 | 131 | 4.2 | 241 | 7.8 | 2165 | 69.8 | |
| 2001-02 | 31 | 15-16 | 113,498 | 17 | 6,676 | 804 | 1792 | 449 | 239 | 672 | 356 | 529 | 759 | 697 | 375 | 756 | 1131 | 36.5 | 574 | 9 | 512 | 16.5 | 500 | 16.1 | 97 | 3.1 | 237 | 7.6 | 2376 | 76.6 | |
| 2000-01 | 30 | 17-13 | 138,691 | 17 | 8,158 | 740 | 1816 | 407 | 175 | 552 | 317 | 532 | 777 | 685 | 406 | 793 | 1199 | 40.0 | 605 | 23 | 434 | 14.5 | 483 | 16.1 | 109 | 3.6 | 200 | 6.7 | 2187 | 72.9 | |
| 1999-00 | 30 | 13-17 | 105,253 | 16 | 6,578 | 782 | 1842 | 425 | 178 | 482 | 369 | 400 | 574 | 697 | 377 | 723 | 1100 | 36.7 | 609 | 22 | 460 | 15.3 | 427 | 14.2 | 70 | 2.3 | 255 | 8.5 | 2142 | 71.4 | |
| 1998-99 | 31 | 15-16 | 109,486 | 14 | 7,820 | 850 | 1982 | 429 | 177 | 520 | 340 | 361 | 524 | 689 | 432 | 790 | 1222 | 39.4 | 613 | 24 | 499 | 16.1 | 466 | 15.0 | 112 | 3.6 | 293 | 9.5 | 2238 | 72.2 | |
| 1997-98 | 33 | 19-14 | 126,791 | 18 | 7,404 | 899 | 2193 | 410 | 202 | 599 | 337 | 382 | 594 | 643 | 543 | 733 | 1276 | 38.7 | 664 | 17 | 497 | 15.1 | 524 | 15.9 | 98 | 3.0 | 308 | 9.3 | 2382 | 72.2 | |
| 1996-97 | 27 | 9-18 | 146,996 | 15 | 9,800 | 642 | 1459 | 440 | 139 | 409 | 340 | 314 | 479 | 656 | 344 | 572 | 916 | 33.9 | 469 | 10 | 364 | 13.7 | 378 | 14.0 | 66 | 2.4 | 223 | 8.3 | 1737 | 64.3 | |
| 1995-96 | 36 | 24-12 | 154,615 | 14 | 11,044 | 1027 | 2276 | 451 | 255 | 693 | 368 | 426 | 659 | 646 | 530 | 785 | 1315 | 36.5 | 657 | 12 | 601 | 16.7 | 530 | 14.7 | 121 | 3.4 | 292 | 8.1 | 2735 | 76.0 | |
| 1994-95 | 30 | 18-12 | 166,415 | 16 | 10,400 | 829 | 1838 | 451 | 195 | 517 | 367 | 359 | 505 | 711 | 414 | 684 | 1098 | 36.6 | 549 | 14 | 492 | 16.4 | 501 | 16.7 | 102 | 3.4 | 198 | 6.6 | 2130 | 73.4 | |
| 1993-94 | 39 | 29-13 | 134,165 | 14 | 9,582 | 814 | 1897 | 429 | 184 | 510 | 361 | 318 | 485 | 656 | 477 | 672 | 1149 | 39.6 | 495 | 9 | 455 | 15.7 | 424 | 14.6 | 83 | 2.9 | 218 | 7.5 | 2224 | 74.1 | |
| 1992-93 | 30 | 19-11 | 154,806 | 15 | 10,320 | 863 | 2017 | 428 | 169 | 530 | 319 | 362 | 525 | 690 | 475 | 620 | 1049 | 36.5 | 485 | 11 | 488 | 16.3 | 398 | 13.3 | 99 | 3.3 | 263 | 8.8 | 2257 | 75.2 | |
| 1991-92 | 35 | 23-12 | 141,272 | 16 | 8,830 | 993 | 2368 | 419 | 172 | 524 | 328 | 442 | 683 | 647 | 555 | 781 | 1336 | 38.2 | 666 | 19 | 580 | 16.6 | - | - | 115 | 3.3 | 303 | 8.7 | 2608 | 74.5 | |
| 1990-91 | 30 | 17-13 | 122,752 | 13 | 9,442 | 864 | 2051 | 421 | 181 | 497 | 364 | 401 | 562 | 714 | 458 | 724 | 1182 | 39.4 | 538 | 9 | 494 | 16.5 | - | - | 108 | 3.6 | 228 | 7.6 | 2310 | 77.0 | |
| 1989-90 | 35 | 28-7 | 116,087 | 13 | 8,930 | 1093 | 2394 | 457 | 216 | 577 | 374 | 426 | 608 | 701 | - | - | 1340 | 38.3 | 686 | 23 | 612 | 17.5 | - | - | 104 | 3.0 | 214 | 6.1 | 2828 | 80.8 | |
| 1988-89 | 32 | 20-12 | 148,257 | 17 | 8,721 | 911 | 1999 | 456 | 139 | 407 | 342 | 413 | 612 | 675 | - | - | 1077 | 33.7 | 596 | 15 | 552 | 17.3 | - | - | 64 | 2.0 | 203 | 6.3 | 2374 | 74.2 | |
| 1987-88 | 32 | 22-10 | 139,909 | 18 | 7,713 | 961 | 2085 | 461 | 107 | 357 | 300 | 338 | 503 | 672 | - | - | 1157 | 36.2 | 588 | 14 | 602 | 18.8 | - | - | 63 | 2.0 | 226 | 7.1 | 2368 | 74.0 | |
| 1986-87 | 29 | 16-13 | 179 | 1629 | 466 | 96 | 253 | 379 | 372 | 542 | 686 | - | - | - | - | - | 909 | 31.3 | 531 | 14 | 473 | 16.3 | - | - | 64 | 2.2 | 232 | 8.0 | 1986 | 68.5 | |
| 1985-86 | 34 | 27-7 | 885 | 1971 | 449 | - | - | - | 392 | 555 | 706 | - | - | - | - | - | 1031 | 30.3 | 676 | 18 | 490 | 14.4 | - | - | 63 | 1.9 | 236 | 6.9 | 2162 | 63.5 | |
| 1984-85 | 35 | 27-8 | 885 | 1998 | 443 | - | - | - | 362 | 509 | 711 | - | - | - | - | - | 1048 | 29.9 | 712 | 30 | 484 | 13.8 | - | - | 74 | 2.1 | 251 | 7.2 | 2132 | 60.9 | |
| 1983-84 | 29 | 18-11 | 751 | 1681 | 447 | - | - | - | 369 | 521 | 708 | - | - | - | - | - | 931 | 32.1 | 564 | 16 | 417 | 14.4 | - | - | 75 | 2.6 | 176 | 6.1 | 1871 | 64.5 | |
| 1982-83 | 28 | 13-15 | 736 | 1587 | 464 | 106 | 278 | 381 | 417 | 685 | 688 | - | - | - | - | - | 1011 | 36.1 | 649 | 23 | 327 | 11.7 | - | - | 84 | 3.0 | 188 | 6.7 | 2049 | 73.2 | |
| 1981-82 | 26 | 10-16 | 641 | 1333 | 481 | - | - | - | 295 | 427 | 691 | - | - | - | - | - | 696 | 26.8 | 441 | 8 | 278 | 10.7 | - | - | 77 | 3.0 | 148 | 5.7 | 1579 | 60.7 | |
| 1980-81 | 27 | 4-23 | 778 | 1558 | 499 | - | - | - | 374 | 549 | 681 | - | - | - | - | - | 897 | 33.2 | 503 | 8 | 346 | 12.8 | - | - | 67 | 2.5 | 200 | 7.4 | 1930 | 71.5 | |
| 1979-80 | 26 | 8-18 | 549 | 1112 | 494 | - | - | - | 460 | 644 | 714 | - | - | - | - | - | 668 | 25.7 | 468 | 18 | 241 | 9.3 | - | - | 49 | 1.9 | 177 | 6.8 | 1558 | 59.9 | |
| 1978-79 | 26 | 17-9 | 653 | 1427 | 458 | - | - | - | 361 | 508 | 711 | - | - | - | - | - | 864 | 33.2 | 489 | 9 | 328 | 12.6 | - | - | 43 | 1.7 | 126 | 4.8 | 1667 | 64.1 | |
| 1977-78 | 27 | 15-12 | 735 | 1484 | 495 | - | - | - | 310 | 460 | 674 | - | - | - | - | - | 866 | 32.1 | 454 | 27 | 348 | 12.9 | - | - | 45 | 1.7 | 128 | 4.7 | 1780 | 65.9 | |
| 1976-77 | 28 | 18-10 | 731 | 1520 | 481 | - | - | - | 411 | 611 | 673 | - | - | - | - | - | 861 | 30.8 | 579 | 12 | 313 | 11.2 | - | - | 68 | 2.4 | 141 | 5.0 | 1873 | 66.9 | |
| 1975-76 | 27 | 13-14 | 768 | 1582 | 485 | - | - | - | 299 | 439 | 681 | - | - | - | - | - | 934 | 34.6 | 545 | 25 | 282 | 10.4 | - | - | - | - | - | - | - | 1835 | 68.0 |
| 1974-75 | 26 | 11-15 | 893 | 1911 | 467 | - | - | - | 358 | 514 | 696 | - | - | - | - | - | 1069 | 41.1 | 544 | 14 | 341 | 13.1 | - | - | - | - | - | - | - | 2144 | 82.5 |
| 1973-74 | 26 | 5-21 | 847 | 1725 | 491 | - | - | - | 524 | 744 | 704 | - | - | - | - | - | 1231 | 47.3 | 544 | 15 | 394 | 15.2 | - | - | - | - | - | - | - | 2218 | 85.3 |
| 1972-73 | 25 | 7-18 | 828 | 1741 | 476 | - | - | - | 439 | 644 | 682 | - | - | - | - | - | 1009 | 47.3 | 514 | 16 | 506 | 20.2 | - | - | - | - | - | - | - | 2095 | |

SINGLE-GAME RECORDS

TECH • TEAM

Most points in a game: 135 vs. Loyola Marymount (GT 135-94), 12-22-1990
 Most points in a game, both teams: 229 vs. Loyola Marymount (GT 135-94), 12-22-1990
 Most points in a loss: 112 vs. Wake Forest (WF 114-112, 2 ot), 3-8-2007
 Most points in a half: 82 vs. Loyola Marymount (2nd), 12-22-1990
 Most points in a half: 82 vs. Loyola Marymount, 12-22-1990
 Most points in first half: 65 vs. Wofford, 11-29-1982
 Most points in a second half: 82 vs. Loyola Marymount, 12-22-1990
 Most points in one OT period: 18 vs. NC State, 2-25-1996
 Most points in all OT periods: 30 vs. Georgia (3 ot), 12-19-1990; vs. Wake Forest (2 ot), 3-8-2007
 Fewest points: 3 vs. Vanderbilt (Vanderbilt 28, GT 3), 2-27-1920
 Largest victory margin: 59 vs. USC-Aiken (GT 119, USC-Aiken 60), 11-25-1985
 Largest defeat margin: 69 by Georgia (Georgia 78, GT 9), 1-22-1909
 Most field goals: 52 vs. Furman, 2-8-1966; USC-Aiken, 11-25-1985
 Most field goals attempted: 120 vs. Tampa, 1-2-1953
 Highest field goal percentage: .729 (35-48) vs. Presbyterian, 11-30-1981
 Lowest field goal percentage: .200 (13-65) vs. Arkansas, 11-30-1961
 Most 3-point field goals: 17 (31 att.) vs. Clemson, 1-24-2001
 Most 3-point field goals attempted: 37 vs. North Carolina (made 16), 2-10-1996
 Highest 3-point field goal percentage: .778 (7-9) vs. Texas, 11-27-1991; vs. Maryland, 2-17-1988; vs. Louisville, 1-6-1988
 Most free throws: 46 vs. Furman, 12-2-1972
 Most free throws attempted: 56 vs. Furman, 12-22-1971
 Highest free throw percentage: 1.000 vs. Maryland (18-18), 2-2-1985
 Lowest free throw percentage: .231 (3-13) vs. Virginia, 2-8-2014
 Most rebounds: 77 vs. Baylor, 12-4-1958
 Most personal fouls: 38 (2ot) vs. Wake Forest, 3-8-2007; 37 (regulation) vs. Yale, 12-28-1973
 Most assists: 34 vs. Youngstown State, 12-29-1993
 Most blocked shots: 16 vs. Southern, 11-11-2016
 Most steals: 24 vs. Florida A&M, 11-26-1994
 Fewest turnovers: 4 vs. LSU, 3-17-1990; Wake Forest, 2-13-1988

TECH • INDIVIDUAL

Most points: 50, Kenny Anderson vs. Loyola Marymount, 12-22-1990
 Most field goals: 18, Kenny Anderson vs. Loyola Marymount, 12-22-1990; Rich Yunkus vs. Florida State, 1-24-1970; Yunkus vs. Georgia State, 2-17-1970; Pres Judy vs. Florida State, 2-25-1967
 Most field goals attempted: 32, Dennis Scott vs. LSU, 3-17-1990; Sammy Drummer vs. DePaul, 1-2-1979
 Highest field goal percentage (minimum 10 attempts): 1.000 (10-10), Matt Geiger vs. Clemson, 3-8-1992
 Most 3-point field goals: 11, Dennis Scott vs. Houston, 12-28-1988
 Most 3-point field goals attempted: 19, Dennis Scott vs. Houston, 12-28-1988
 Highest 3-point field goal percentage (minimum 5 attempts): 1.000 (5-5), Tony Akins vs. Davidson, 12-19-2001
 Most free throws: 19, Tom Hammonds vs. Iowa State, 3-18-88; Rich Yunkus vs. North Carolina, 2-14-1970
 Most free throws attempted: 22, Kenny Anderson vs. Georgia, 12-19-1990
 Highest free throw percentage (most attempts): 1.000 (15-15), Roger Kaiser vs. Oklahoma City, 2-14-1959
 Most rebounds: 27, Eric Crake vs. Georgia, 2-4-1953
 Most assists: 19, Craig Neal vs. Duke, 12-28-1988
 Most steals: 8, Kenny Anderson vs. Duke, 1-30-1991
 Most blocked shots: 11, Alvin Jones vs. Winthrop, 11-24-1997

BY OPPONENT • TEAM

Most points in a game: 121 by UCLA (UCLA 121-90), 12-27-1969
 Most points in a Tech win: 108 by Clemson (GT 111-108), 1-24-2001; Florida State (GT 111-108, 2ot), 2-11-1999
 Most points in a half: 67 by Illinois (1st), 11-23-2001
 Most points in first half: 67 by Illinois, 11-23-2001
 Most points in one OT period: 24 by Clemson, 2-5-1992
 Most points in all OT periods: 32 by Wake Forest (2ot), 3-8-2007
 Fewest points: 6 by Auburn (GT 21-6), 2-27-1914
 Most field goals: 49 by UCLA, 12-27-1969; NC State, 2-10-1973
 Most field goals attempted: 103 by Loyola Marymount, 12-22-1990
 Highest field goal percentage: .700 (28-40) by North Carolina, 1-23-1982
 Lowest field goal percentage: .163 (13-80) by Kentucky, 1-2-1960
 Most 3-point field goals: 16 by Duke (31 attempts), 1-4-2017
 Most 3-point field goals attempted: 41 by NC State (made 12), 1-24-2004
 Highest 3-point field goal percentage (minimum 10 attempts): .786 (11-14) by Clemson, 1-12-2011
 Most free throws: 41 by Maryland, 1-25-2006
 Most free throws attempted: 52 by Rice, 12-16-1963
 Lowest free throw percentage: .250 (4-16) by George Washington, 3-18-2005
 Most rebounds: 68 by Tennessee, 1-24-1959
 Most assists: 28 by Maryland, 2-16-2000
 Most blocked shots: 13 by Duke, 2-5-2005
 Most steals: 18 by Maryland, 2-21-1999

BY OPPONENT • INDIVIDUAL

Most points: 48, Rodney Monroe of NC State, 1-13-1991
 Most field goals: 18, Evers Burns of Maryland, 2-6-1993
 Most field goals attempted: 37, Rodney Monroe of NC State, 1-13-1991
 Most 3-point field goals: 10, Keke Hicks of Coastal Carolina, 11-28-1994
 Most 3-point field goals attempted: 18, Keke Hicks of Coastal Carolina, 11-28-1994
 Most free throws: 15, Tony Windis of Wyoming, 12-22-1958; Nik Caner-Medley, Maryland, 1-25-2006
 Most free throws attempted: 19, Tony Windis of Wyoming, 12-22-1958; Tyler Hansbrough, North Carolina, 2-15-2006
 Most rebounds: 26, Bob Lienhard of Georgia, 12-7-1967
 Most assists: 15, Chris Corchiani of NC State, 2-20-1988; Ishmael Smith of Wake Forest, 3-8-2007
 Most blocked shots: 8, Cedric Lewis of Maryland, 2-13-1991
 Most steals: 9, Derrick Phelps of North Carolina, 2-2-1992

30-Point Games

| | | | |
|----|---|----|---|
| 50 | Kenny Anderson vs. Loyola Marymount (12-22-1990) | 32 | Brian Oliver vs. Syracuse (11-27-2010) |
| 47 | Rich Yunkus vs. Furman (1-15-1970) | 31 | Roger Kaiser vs. Furman (12-3-1960) |
| 47 | Rich Yunkus vs. North Carolina (2-14-1970) | 31 | Dave Clark at NC State (2-12-1966) |
| 42 | Dennis Scott vs. Pittsburgh (12-4-1989) | 31 | Rich Yunkus at Pittsburgh (2-9-1970) |
| 42 | Kenny Anderson vs. Howard (1-2-1991) | 31 | Rich Yunkus at Georgia (2-4-1970) |
| 41 | Rich Yunkus at Tulane (3-1-1969) | 31 | Bob Seemer vs. Georgia (12-3-1969) |
| 41 | Rich Yunkus vs. Florida State (1-24-1970) | 31 | Tico Brown vs. Memphis State (1-17-1977) |
| 41 | Kenny Anderson vs. Villanova (12-28-1990) | 31 | Lenny Horton vs. Wake Forest (1-26-1980) |
| 40 | Pres Judy vs. Florida State (2-25-1967) | 31 | Mark Price vs. NC State (2-3-1983) |
| 40 | Rich Yunkus vs. Georgia State (2-17-1970) | 31 | Mark Price at Virginia (2-14-1983) |
| 40 | Rich Yunkus at Georgia (12-4-1970) | 31 | Duane Ferrell at DePaul (2-22-1987) |
| 40 | Tom Hammonds vs. Georgia State (1-10-1989) | 31 | Dennis Scott at George Washington (12-3-1988) |
| 40 | Dennis Scott vs. Minnesota (3-25-1990) | 31 | Tom Hammonds vs. Maryland (2-4-1989) |
| 40 | Kenny Anderson vs. Georgia (12-19-1990) | 31 | Dennis Scott vs. Duke (3-10-1990) |
| 39 | Pete Silas at Furman (1-31-1953) | 31 | Brian Oliver vs. Duke (2-4-1990) |
| 39 | Jim Wood vs. Georgia (3-5-1975) | 31 | Kenny Anderson vs. Michigan State (3-23-1990) |
| 39 | Dennis Scott vs. Houston (12-28-1988) | 31 | Kenny Anderson vs. DePaul (3-15-1991) |
| 38 | Roger Kaiser at Kentucky (1-7-1961) | 31 | Malcolm Mackey vs. Georgia State (12-14-1991) |
| 38 | Rich Yunkus at UCLA (12-27-1969) | 31 | Matt Harpring at Florida State (2-18-1998) |
| 38 | Josh Okogie vs. Tulane (11-26-2016) | 31 | Jason Floyd vs. Charleston Southern (11-16-1998) |
| 37 | Roger Kaiser vs. Georgia Southern (2-13-1960) | 31 | Jason Floyd vs. Mount St. Mary's (12-30-1998) |
| 37 | Pres Judy vs. NC State (1-14-1967) | 31 | Anthony Morrow at Tennessee State (11-11-2007) |
| 37 | Rich Yunkus at UTEP (12-20-1968) | 30 | Jim Nolan at Kentucky (2-21-1948) |
| 37 | Rich Yunkus at Florida State (2-21-1970) | 30 | Roger Kaiser vs. LSU (2-8-1960) |
| 37 | Rich Yunkus vs. Georgia (2-3-1971) | 30 | Mike Tomasovich vs. Tulane (2-12-1962) |
| 37 | Rich Yunkus vs. Auburn (1-14-1971) | 30 | Jim Caldwell vs. VMI (1-18-1965) |
| 37 | Sammy Drummer vs. Campbell (2-26-1979) | 30 | Phil Wagner vs. Georgia (12-7-1967) |
| 37 | Dennis Scott vs. North Carolina (2-1-1990) | 30 | Rich Yunkus vs. SMU (12-2-1970) |
| 36 | Phil Wagner vs. Tulane (1-6-1968) | 30 | Rich Yunkus at Jacksonville (2-8-1969) |
| 36 | Rich Yunkus vs. Jacksonville (2-26-1970) | 30 | Rich Yunkus at Clemson (1-20-1971) |
| 36 | Rich Yunkus vs. Auburn (1-17-1970) | 30 | Tico Brown at East Carolina (2-17-1979) |
| 36 | Sammy Drummer at Memphis (1-16-1979) | 30 | Sammy Drummer vs. Southern Mississippi (1-9-1978) |
| 36 | Dennis Scott at Wake Forest (1-6-1990) | 30 | Sammy Drummer at Georgia (1-11-1978) |
| 36 | Dennis Scott at Duke (1-28-1990) | 30 | Mark Price vs. NC State (2-2-1983) |
| 36 | Dennis Scott vs. Maryland (2-13-1990) | 30 | Tom Hammonds at Wake Forest (2-13-1988) |
| 36 | Dennis Scott vs. East Tennessee State (3-15-1990) | 30 | Tom Hammonds vs. East Carolina (1-4-1989) |
| 36 | James Forrest vs. Maryland (1-4-1994) | 30 | Tom Hammonds at Wake Forest (1-7-1989) |
| 36 | B.J. Elder vs. Clemson (1-27-2004) | 30 | Dennis Scott vs. Richmond (11-28-1989) |
| 35 | Jim Caldwell vs. Texas Tech (12-30-1964) | 30 | Dennis Scott vs. Pittsburgh (12-28-1989) |
| 35 | Rich Yunkus vs. Clemson (1-6-1971) | 30 | Dennis Scott vs. Duke (1-11-1990) |
| 35 | Sammy Drummer at Seton Hall (11-24-1978) | 30 | Dennis Scott at Louisville (2-10-1990) |
| 35 | Brook Stepp vs. Virginia Tech (12-22-1979) | 30 | Dennis Scott vs. LSU (3-17-1990) |
| 35 | Brook Stepp vs. Duke (2-20-1982) | 30 | Kenny Anderson vs. Minnesota (3-25-1990) |
| 35 | Will Bynum vs. North Carolina (3-12-2005) | 30 | Kenny Anderson at Maryland (2-13-1991) |
| 35 | Josh Okogie vs. Florida State (1-25-2017) | 30 | James Forrest vs. Georgia State (12-12-1992) |
| 34 | Joe Helms vs. Mississippi State (1-14-1956) | 30 | James Forrest vs. Coastal Carolina (11-28-1994) |
| 34 | Jim Caldwell at Furman (1-9-1965) | 30 | Travis Best vs. Maryland (2-4-1995) |
| 34 | Duane Ferrell at Clemson (3-5-1988) | 30 | Drew Barry at North Carolina (2-10-1996) |
| 34 | Dennis Scott vs. Notre Dame (2-25-1989) | 30 | Matt Harpring at Virginia (2-21-1996) |
| 34 | Brian Oliver vs. North Carolina (2-1-1990) | 30 | Matt Harpring vs. Coastal Carolina (12-17-1997) |
| 34 | Brian Oliver vs. Clemson (3-3-1990) | 30 | Matt Harpring vs. North Carolina (2-8-1998) |
| 34 | Gani Lawal vs. Penn State (12-3-2008) | 30 | Jason Collier at Florida State (2-11-1999) |
| 33 | Terry Randall vs. Furman (12-6-1956) | 30 | B.J. Elder vs. North Carolina (2-10-2004) |
| 33 | Jim Caldwell vs. Florida State (2-15-1964) | 30 | Will Bynum vs. Wake Forest (1-27-2005) |
| 33 | Rich Yunkus at Florida State (2-18-1969) | 30 | Thaddeus Young vs. Wake Forest (3-8-2007) |
| 33 | Rich Yunkus at Auburn (12-19-1970) | 30 | Matt Causey vs. Virginia Tech (1-19-2008) |
| 33 | Brook Stepp at Georgia Southern (2-13-1982) | 30 | Lewis Clinch vs. Miami (3-4-2009) |
| 33 | Mark Price vs. Virginia (3-12-1983) | 30 | Iman Shumpert vs. North Carolina (1-16-2010) |
| 33 | Yvon Joseph vs. Central Michigan (12-17-1983) | 30 | Iman Shumpert vs. North Carolina (1-16-2011) |
| 33 | Tom Hammonds vs. Iowa State (3-18-1988) | 30 | Adam Smith at Pittsburgh (1-6-2016) |
| 33 | Brian Oliver vs. North Carolina A&T (12-11-1989) | 30 | Marcus Georges-Hunt vs. Wake Forest (2-10-2016) |
| 33 | Dennis Scott vs. Coastal Carolina (12-19-1990) | 30 | Josh Okogie vs. Miami (1-3-2018) |
| 33 | Dennis Scott at North Carolina (2-28-1990) | | |
| 33 | Malcolm Mackey vs. Morgan State (11-27-1990) | | |
| 33 | Kenny Anderson at Virginia (2-19-1991) | | |
| 33 | Dion Glover vs. Seton Hall (3-11-1998) | | |
| 33 | Tony Akins at Florida State (2-21-2000) | | |
| 33 | Marvin Lewis vs. Florida State (1-14-2003) | | |
| 32 | Bud Blemker vs. Alabama (2-2-1957) | | |
| 32 | Roger Kaiser vs. Vanderbilt (1-16-1960) | | |
| 32 | Rich Yunkus vs. Jacksonville (1-6-1969) | | |
| 32 | Rich Yunkus at Georgia (12-5-1968) | | |
| 32 | Rich Yunkus at Tulane (2-23-1970) | | |
| 32 | Rich Yunkus vs. Tampa (2-26-1971) | | |
| 32 | Bob Murphy vs. Furman (12-22-1971) | | |
| 32 | Brook Stepp vs. Seton Hall (2-2-1980) | | |
| 32 | Sammy Drummer at Davidson (12-21-1977) | | |
| 32 | Dennis Scott vs. Georgia (12-16-1989) | | |
| 32 | Kenny Anderson vs. Pittsburgh (12-28-1989) | | |
| 32 | Dennis Scott at Clemson (1-25-1990) | | |
| 32 | Kenny Anderson at Notre Dame (2-24-1990) | | |
| 32 | Kenny Anderson vs. Fordham (12-8-1990) | | |
| 32 | Kenny Anderson vs. Wake Forest (1-6-1991) | | |
| 32 | Kenny Anderson vs. Clemson (1-24-1991) | | |
| 32 | Kenny Anderson vs. Duke (1-30-1991) | | |
| 32 | Jon Barry vs. Florida State (1-23-1992) | | |
| 32 | Travis Best vs. Georgia State (12-4-1993) | | |
| 32 | Travis Best vs. East Carolina (12-3-1994) | | |
| 32 | Michael Maddox vs. North Carolina (2-8-1998) | | |
| 32 | Shaun Fein vs. Wofford (11-17-2000) | | |
| 32 | Lewis Clinch vs. Clemson (3-12-2009) | | |

Rebounds

| | |
|----|--|
| 27 | Eric Crake vs. Georgia (2-4-1953) |
| 26 | Jim Caldwell vs. Georgia (12-2-1963) |
| 26 | Pete Silas at Furman (1-31-1953) |
| 23 | Jim Caldwell vs. Mississippi State (1-25-1965) |
| 22 | Dick Lenholt vs. Georgia (2-17-1955) |
| 22 | Dave Denton vs. Kentucky (1-27-1958) |
| 21 | Frank Inman vs. Florida (12-23-1959) |
| 21 | Jim Caldwell vs. Mississippi (1-11-1964) |
| 21 | Jim Caldwell vs. Georgia (1-21-1964) |
| 20 | Bill Cohen vs. LSU (2-13-1956) |
| 20 | Jim Caldwell vs. Florida State (2-15-1964) |
| 20 | Jim Caldwell at Ohio State (1-2-1965) |
| 20 | Mike Green vs. St. Bonaventure (12-28-1974) |
| 19 | Pete Silas at Mississippi (2-7-1953) |
| 19 | Lenny Cohen vs. Duke (11-30-1956) |
| 19 | Dave Denton vs. Tulane (2-8-1958) |
| 19 | Alan Nass vs. Georgia (12-1-1960) |
| 19 | Jim Caldwell at Furman (12-3-1962) |
| 19 | Jim Caldwell vs. Vanderbilt (2-13-1963) |
| 19 | Jim Caldwell at Furman (1-9-1965) |
| 19 | Jim Wood vs. Presbyterian (1-24-1975) |
| 19 | Ivano Newbill vs. Tulane (12-27-1990) |
| 19 | Malcolm Mackey vs. Ohio State (3-17-1991) |
| 19 | Matt Geiger vs. St. Bonaventure (12-30-1991) |
| 19 | Alvin Jones vs. Iowa (12-27-1998) |
| 19 | Charles Mitchell at Clemson (2-13-2016) |

! performances vaced by the NCAA Committee on Infractions

SINGLE-GAME HIGHS

Field Goals

- 18 Rich Yunkus vs. Georgia State (2-17-1970)
- 18 Rich Yunkus vs. Florida State (1-24-1970)
- 18 Pres Judy at Florida State (2-24-1968)
- 18 Kenny Anderson vs. Loyola Marymount (12-22-1990)
- 17 Pete Silas at Furman (1-31-1953)
- 17 Rich Yunkus at Tulane (3-1-1969)
- 17 Rich Yunkus vs. Furman (1-15-1970)
- 16 Roger Kaiser vs. Georgia Southern (2-13-1960)
- 16 Rich Yunkus at Georgia (12-4-1970)
- 16 Rich Yunkus vs. Georgia (2-3-1971)
- 16 Rich Yunkus at UCLA (12-27-1969)
- 16 Jim Wood vs. Georgia (3-5-1975)
- 16 James Forrest vs. Maryland (1-4-1994)
- 15 Last: Gani Lawal vs. Penn State (12-3-2008)

Field Goal Attempts

- 32 Sammy Drummer at DePaul (1-2-1979)
- 32 Dennis Scott vs. LSU (3-17-1990)
- 31 Jim Caldwell vs. Texas Tech (12-30-1964)
- 30 Sammy Drummer at Georgia (1-11-1978)
- 29 Pete Silas at Tampa (1-2-1953)
- 29 Rich Yunkus at UTEP (12-20-1968)
- 29 Rich Yunkus at SMU (12-10-1969)
- 29 Rich Yunkus at UCLA (12-27-1969)
- 29 Kenny Anderson vs. Howard (1-2-1991)
- 28 Last: Glen Rice vs. Florida State (2-10-2011)

3-Point Field Goals

- 11 Dennis Scott vs. Houston (12-28-1988)
- 9 Dennis Scott at North Carolina (1-28-1989)
- 9 Drew Barry at North Carolina (2-10-1996)
- 9 Tony Akins at Florida State (2-21-2000)
- 9 Lewis Clinch vs. Miami (3-4-2009)
- 8 Mark Price vs. Virginia (3-12-1983)
- 8 Dennis Scott vs. Georgia State (1-12-1988)
- 8 Dennis Scott vs. Pittsburgh (12-4-1989)
- 8 Fred Vinson at North Carolina (2-12-1994)
- 8 Adam Smith at Pittsburgh (1-6-2016)
- 7 Dennis Scott vs. Coastal Carolina (11-28-1988)
- 7 Dennis Scott vs. North Carolina (3-1-1989)
- 7 Brian Oliver vs. Wake Forest (2-7-1990)
- 7 Dennis Scott vs. Maryland (2-13-1990)
- 7 Dennis Scott at North Carolina (2-28-1990)
- 7 Dennis Scott vs. Minnesota (3-25-1990)
- 7 Dennis Scott vs. UNLV (3-31-1990)
- 7 Kenny Anderson vs. Howard (1-2-1991)
- 7 Jon Barry at Wake Forest (1-18-1992)
- 7 Shaun Fein vs. Wofford (11-17-2000)
- 7 Shaun Fein at Clemson (1-24-2001)
- 7 B.J. Elder vs. North Carolina (2-10-2004)
- 7 B.J. Elder vs. Michigan (11-30-2004)
- 7 Anthony Morrow at Michigan State (11-30-2005)
- 7 Anthony Morrow vs. Winston-Salem State (1-3-2007)
- 7 Matt Causey vs. Virginia Tech (1-19-2008)
- 7 Lewis Clinch vs. Florida State (3-13-2009)

3-Point Field Goal Attempts

- 19 Dennis Scott vs. Houston (12-28-1988)
- 18 Dennis Scott at North Carolina (1-28-1989)
- 18 Lewis Clinch vs. Florida State (3-13-2009)
- 17 Drew Barry at North Carolina (2-10-1996)
- 16 Kenny Anderson vs. Howard (1-2-1991)
- 16 Lewis Clinch vs. Miami (3-4-2009)
- 15 Dennis Scott vs. North Carolina (3-10-1989)
- 15 Dennis Scott at North Carolina (2-28-1990)
- 15 Lewis Clinch at North Carolina (2-28-2009)

Free Throws

- 19 Rich Yunkus vs. North Carolina (2-14-1970)
- 19 Tom Hammonds vs. Iowa State (3-18-1988)
- 18 Frank Samoylo vs. Georgia (2-2-1972)
- 18 Kenny Anderson vs. Georgia (12-19-1990)
- 17 Gani Lawal at Charlotte (1-2-1910)
- 17 Bobby Kimmel vs. Canisius (12-31-1955)
- 16 Roger Kaiser vs. Kentucky (1-25-1960)
- 16 Rich Yunkus vs. Jacksonville (2-26-1970)
- 16 Peanut Murphy vs. Furman (12-22-1971)
- 15 Last: Marcus Georges-Hunt vs. Clemson (3-9-2016)

Free Throw Attempts

- 22 Kenny Anderson vs. Georgia (12-19-1990)
- 21 Tom Hammonds vs. Iowa State (3-18-1988)
- 21 Jeremis Smith at Georgia (12-7-2005)
- 20 Bobby Kimmel vs. Canisius (12-31-1955)
- 20 Rich Yunkus vs. North Carolina (2-14-1970)
- 20 Rich Yunkus vs. Jacksonville (2-26-1970)
- 20 Frank Samoylo vs. Georgia (2-2-1972)
- 20 Gani Lawal at Charlotte (1-2-2010)
- 19 Terry Randall at Kentucky (1-5-1957)
- 19 Roger Kaiser vs. Kentucky (1-30-1961)
- 19 Peanut Murphy vs. Furman (12-22-1971)
- 19 Alvin Jones vs. Charleston Southern (11-16-1998)
- 19 Gani Lawal at Chattanooga (12-14-2009)

Assists

- 19 Craig Neal vs. Duke (2-28-1988)
- 18 Kenny Anderson vs. Pittsburgh (12-28-1989)
- 17 Craig Neal vs. Virginia (2-25-1988)
- 17 Kenny Anderson vs. North Carolina (2-1-1990)
- 14 Mark Price vs. Monmouth (1-17-1985)
- 14 Craig Neal at Duke (2-3-1988)
- 14 Craig Neal at Maryland (2-8-1988)
- 14 Craig Neal at NC State (2-20-1988)
- 14 Brian Oliver vs. Clemson (1-25-1989)
- 13 Steve Sherbak vs. Oklahoma City (2-28-1973)
- 13 Craig Neal vs. North Carolina A&T (1-14-1987)
- 13 Craig Neal vs. Maryland (2-17-1988)
- 13 Kenny Anderson vs. Fordham (2-15-1990)
- 13 Kenny Anderson vs. Morgan State (11-27-1990)
- 13 Kenny Anderson at North Carolina (1-27-1991)
- 13 Jon Barry vs. NC State (2-29-1992)
- 13 Drew Barry at Virginia (1-22-1995)
- 12 Last time: Iman Shumpert vs. Penn State (12-3-2008)

Steals

- 8 Kenny Anderson vs. Duke (1-30-1991)
- 7 Mark Price vs. Clemson (1-26-1984)
- 7 Mark Price vs. Texas A&M (12-20-1985)
- 7 Travis Best vs. Georgia State (12-12-1992)
- 7 Stephon Marbury vs. Georgetown (11-22-1995)
- 7 Jarrett Jack vs. NC State (3-14-2003)
- 7 Javaris Crittenton vs. Clemson (2-3-2007)
- 7 Iman Shumpert vs. Virginia Tech (1-25-2011)
- 6 Mark Price vs. Clemson (3-7-1986)
- 6 Bruce Dalrymple vs. Virginia (3-8-1985)
- 6 George Thomas vs. Newberry (1-12-1981)
- 6 Kenny Anderson vs. Georgia (12-19-1990)
- 6 Kenny Anderson vs. Howard (1-2-1991)
- 6 Matt Harpring vs. Florida A&M (11-26-1994)
- 6 Travis Best vs. East Carolina (12-3-1994)
- 6 Travis Best vs. Cincinnati (12-28-1994)
- 6 Matt Harpring at Florida State (1-29-1995)
- 6 Drew Barry at NC State (2-25-1995)
- 6 Drew Barry vs. Manhattan (11-15-1995)
- 6 Tony Akins vs. Kentucky (12-19-1998)
- 6 Shaun Fein vs. Florida A&M (2-5-2000)
- 6 Jarrett Jack vs. Hofstra (11-20-2003)
- 6 Iman Shumpert vs. Clemson (2-22-2009)
- 6 Iman Shumpert vs. Virginia Tech (3-6-2010)
- 6 Iman Shumpert at Wake Forest (3-3-2011)

Blocked Shots

- 11 Alvin Jones vs. Winthrop (11-24-1997)
- 9 Alvin Jones vs. Georgetown (3-16-1998)
- 9 Alvin Jones vs. Charleston Southern (11-16-1998)
- 9 Ben Lammers vs. Southern (11-14-2016)
- 8 Alvin Jones vs. Georgia Southern (1-28-1998)
- 8 Alvin Jones vs. Delaware State (12-6-1997)
- 8 Alvin Jones vs. Coastal Carolina (12-17-1997)
- 8 Alvin Jones vs. Mount St. Mary's (12-30-1998)
- 8 Alvin Jones vs. Mercer (11-19-1999)
- 8 Alvin Jones vs. Harvard (12-28-2000)
- 8 Alvin Jones vs. Maryland (1-6-2001)
- 8 Ben Lammers at Virginia Tech (1-18-3017)
- 8 Ben Lammers vs. Mississippi (3-21-2017)
- 8 Ben Lammers vs. Bethune-Cookman (11-19-2017)
- 7 Alvin Jones vs. North Texas (12-31-1997)
- 7 Alvin Jones vs. Virginia (2-9-2000)
- 7 John Salley vs. Wake Forest (2-10-1985)
- 7 Matt Geiger vs. Virginia (3-13-1992)
- 7 Eddie Elisma vs. Manhattan (11-15-1995)
- 7 Daniel Miller vs. Charleston Southern (11-12-2010)
- 7 Ben Lammers vs. Grambling State (12-1-2017)
- 7 James Banks III vs. Clemson (2-6-2019)

! performances vaced by the NCAA Committee on Infractions

ACC Game Individual Highs

30-Point Games

- 37 Dennis Scott vs. North Carolina (2-1-1990)
- 36 Dennis Scott at Wake Forest (1-6-1990)
- 36 Dennis Scott at Duke (1-28-1990)
- 36 Dennis Scott vs. Maryland (2-13-1990)
- 36 James Forrest vs. Maryland (1-4-1994)
- 36 B.J. Elder vs. Clemson (1-27-2004)
- 35 Brook Steppe vs. Duke (2-20-1982)
- 35 Will Bynum vs. North Carolina (3-12-2005)
- 35! Josh Okogie vs. Florida State (1-25-2017)
- 34 Duane Ferrell at Clemson (3-5-1988)
- 34 Brian Oliver vs. North Carolina (2-1-1990)
- 34 Brian Oliver vs. Clemson (3-3-1990)
- 33 Mark Price vs. Virginia (3-12-1983)
- 33 Dennis Scott at North Carolina (2-28-1990)
- 33 Kenny Anderson at Virginia (2-19-1991)
- 33 Tony Akins at Florida State (2-21-2000)
- 33 Marvin Lewis vs. Florida State (1-14-2003)
- 32 Dennis Scott at Clemson (1-25-1990)
- 32 Kenny Anderson vs. Wake Forest (1-6-1991)
- 32 Kenny Anderson vs. Clemson (1-24-1991)
- 32 Kenny Anderson vs. Duke (1-30-1991)
- 32 Jon Barry vs. Florida State (1-23-1992)
- 32 Michael Maddox vs. North Carolina (2-8-1998)
- 32 Lewis Clinch vs. Clemson (3-12-2009)
- 31 Lenny Horton vs. Wake Forest (1-26-1980)
- 31 Mark Price at Virginia (2-14-1983)
- 31 Tom Hammonds vs. Maryland (2-4-1989)
- 31 Dennis Scott vs. Duke (3-10-1990)
- 31 Brian Oliver vs. Duke (3-10-1990)
- 31 Matt Harpring at Florida State (2-18-1998)
- 30 Mark Price vs. NC State (2-2-1983)
- 30 Tom Hammonds at Wake Forest (2-13-1988)
- 30 Tom Hammonds at Wake Forest (1-7-1989)
- 30 Dennis Scott vs. Duke (1-11-1990)
- 30 Kenny Anderson vs. Maryland (2-13-1991)
- 30 Travis Best at Maryland (2-4-1995)
- 30 Drew Barry at North Carolina (2-10-1996)
- 30 Matt Harpring at Virginia (2-21-1996)
- 30 Matt Harpring vs. North Carolina (2-8-1998)
- 30 Jason Collier vs. Florida State (2-11-1999)
- 30 B.J. Elder vs. North Carolina (2-10-2004)
- 30 Will Bynum vs. Wake Forest (1-27-2005)
- 30 Thaddeus Young vs. Wake Forest (3-8-2007)
- 30 Matt Causey vs. Virginia Tech (1-19-2008)
- 30 Lewis Clinch vs. Miami (3-4-2009)
- 30 Iman Shumpert vs. North Carolina (1-16-2010)
- 30 Iman Shumpert vs. North Carolina (1-16-2011)
- 30 Adam Smith at Pittsburgh (1-6-2016)
- 30 Marcus Georges-Hunt vs. Wake Forest (2-10-2016)
- 30 Josh Okogie vs. Miami (1-3-2018)

Rebounds

- 19 Charles Mitchell at Clemson (2-13-2016)
- 18 Alvin Jones vs. North Carolina (2-3-2001)
- 18 Gani Lawal vs. Miami (2-10-2010)
- 18 Derrick Favors vs. Maryland (2-20-2010)
- 17 Malcolm Mackey vs. NC State (1-27-1991)
- 17 Malcolm Mackey vs. Maryland (1-5-1993)
- 17 Alvin Jones vs. Florida State (1-21-1999)
- 17 Luke Schenscher vs. North Carolina (3-12-2004)
- 17 Gani Lawal vs. Duke (1-14-2009)
- 17 Gani Lawal vs. Maryland (1-10-2009)
- 17 Ben Lammers vs. Boston College (2-11-2017)
- 16 Tom Hammonds vs. N. Carolina (3-10-1989)
- 16 Malcolm Mackey vs. Duke (1-11-1990)
- 16 Malcolm Mackey vs. NC State (3-8-1991)
- 16 Malcolm Mackey vs. Maryland (2-6-1993)
- 16 Matt Harpring vs. North Carolina (2-8-1998)
- 16 Alvin Jones vs. North Carolina (3-10-2001)
- 16 Ben Lammers at Pittsburgh (1-13-2018)
- 16 Josh Okogie at Florida State (1-24-2018)
- 15 Tom Hammonds vs. Maryland (2-17-1988)
- 15 Malcolm Mackey vs. NC State (3-9-1990)
- 15 Malcolm Mackey vs. Clemson (1-24-1991)
- 15 Matt Harpring vs. North Carolina (1-10-1996)
- 15 Matt Harpring vs. Wake Forest (2-11-1998)
- 15 Luke Schenscher vs. Virginia (1-8-2005)
- 15 Luke Schenscher vs. Clemson (3-5-2005)
- 15 Ben Lammers vs. Pittsburgh (3-7-2017)

Field Goals

- 16 James Forrest vs. Maryland (1-4-1994)
- 15 Lenny Horton vs. Wake Forest (1-26-1980)
- 15 Duane Ferrell at Clemson (3-5-1988)
- 15 Duane Ferrell at NC State (2-20-1988)
- 14 Tom Hammonds vs. Duke (2-28-1988)
- 14 Kenny Anderson at Virginia (2-19-1991)
- 13 Mark Price at Duke (2-23-1985)
- 13 Tom Hammonds at NC State (2-20-1988)
- 13 James Forrest vs. Duke (3-12-1993)
- 13 Michael Maddox vs. North Carolina (2-8-1998)
- 13 Iman Shumpert vs. North Carolina (1-16-2011)
- 13 Tadic Jackson vs. Boston College (3-6-2018)

Field Goal Attempts

- 29 Dennis Scott vs. Duke (1-11-1990)
- 28 Dennis Scott vs. North Carolina (2-1-1990)
- 28 Glen Rice, Jr. vs. Florida State (2-10-2011)
- 26 Dennis Scott at North Carolina (2-28-1990)
- 25 Dennis Scott vs. Maryland (2-13-1990)
- 25 Michael Maddox vs. North Carolina (2-8-1998)
- 24 Tom Hammonds at NC State (2-20-1988)
- 24 Kenny Anderson at Clemson (1-25-1990)
- 24 Dennis Scott vs. Duke (3-10-1990)
- 24 Travis Best at Duke (2-9-1995)
- 24 Matt Harpring vs. North Carolina (2-8-1998)

- 24 Tadic Jackson vs. Boston College (3-6-2018)

Free Throws

- 15 Lenny Horton vs. NC State (12-29-1979)
- 15 Travis Best vs. Maryland (2-4-1995)
- 15 Marcus Georges-Hunt vs. Clemson (3-9-2016)
- 14 Alvin Jones at Clemson (1-24-2001)
- 14 Mark Price vs. Duke (3-9-1985)
- 14! Josh Okogie vs. Florida State (1-25-2017)
- 13 Jason Collier vs. Virginia (2-25-1999)
- 13 Maurice Miller at Virginia Tech (2-23-2008)
- 12 Brian Oliver at Wake Forest (1-7-1989)
- 12 Brian Oliver vs. NC State (2-17-1990)
- 12 Matt Harpring at Maryland (2-21-1998)

Free Throw Attempts

- 19 Alvin Jones at Clemson (1-24-2001)
- 17 Lenny Horton vs. NC State (12-29-1979)
- 17! Josh Okogie vs. Florida State (1-25-2017)
- 16 Brian Oliver at NC State (2-17-1990)
- 16 Travis Best vs. Maryland (2-4-1995)
- 16 Jason Collier vs. Virginia (2-25-1999)
- 16 Marcus Georges-Hunt at Florida State (2-17-2016)
- 16 Marcus Georges-Hunt vs. Clemson (3-9-2016)
- 15 Alvin Jones at Florida State (1-27-2001)

3-Point Field Goals

- 9 Dennis Scott at North Carolina (1-28-1989)
- 9 Drew Barry at North Carolina (2-10-1996)
- 9 Tony Akins at Florida State (2-21-2000)
- 9 Lewis Clinch vs. Miami (3-4-2009)
- 8 Mark Price vs. Virginia (3-12-1983)
- 8 Fred Vinson at North Carolina (2-12-1994)
- 8 Adam Smith at Pittsburgh (1-6-2016)
- 7 Dennis Scott vs. North Carolina (3-1-1989)
- 7 Dennis Scott vs. Wake Forest (2-7-1990)
- 7 Dennis Scott vs. Maryland (2-13-1990)
- 7 Dennis Scott at North Carolina (2-28-1990)
- 7 Jon Barry at Clemson (1-18-1992)
- 7 Shaun Fein at Wake Forest (1-24-2001)
- 7 B.J. Elder vs. North Carolina (2-10-2004)
- 7 Matt Causey vs. Virginia Tech (1-19-2008)
- 7 Lewis Clinch vs. Florida State (3-13-2009)

3-Point Field Goal Attempts

- 18 Dennis Scott at North Carolina (1-28-1989)
- 18 Dennis Scott vs. Florida State (3-13-2009)
- 17 Drew Barry at North Carolina (2-10-1996)
- 16 Lewis Clinch vs. Miami (3-4-2009)
- 15 Dennis Scott vs. North Carolina (3-10-1989)
- 15 Dennis Scott at North Carolina (2-28-1990)
- 15 Lewis Clinch at North Carolina (2-28-2009)
- 14 Dennis Scott vs. North Carolina (3-1-1989)
- 14 Dennis Scott vs. Virginia (2-22-1990)
- 14 Fred Vinson vs. Maryland (1-4-1994)
- 14 Matt Harpring at Clemson (1-30-1997)
- 14 Tony Akins at Florida State (2-21-2000)

Assists

- 19 Craig Neal vs. Duke (2-28-1988)
- 17 Craig Neal vs. Virginia (2-25-1988)
- 17 Kenny Anderson vs. North Carolina (2-1-1990)
- 14 Craig Neal at Duke (2-3-1988)
- 14 Craig Neal at Maryland (2-8-1988)
- 14 Craig Neal at NC State (2-20-1988)
- 14 Brian Oliver vs. Clemson (1-25-1989)
- 13 Craig Neal vs. Maryland (2-17-1988)
- 13 Kenny Anderson at North Carolina (1-27-1991)
- 13 Jon Barry vs. NC State (2-29-1992)
- 13 Drew Barry at Virginia (1-22-1995)

Steals

- 8 Kenny Anderson vs. Duke (1-30-1991)
- 7 Mark Price vs. Clemson (1-26-1984)
- 7 Jarrett Jack vs. NC State (3-14-2003)
- 7 Javaris Crittenton vs. Clemson (2-3-2007)
- 7 Iman Shumpert vs. Virginia Tech (1-25-2011)
- 6 Mark Price vs. Clemson (3-7-1986)
- 6 Bruce Dalrymple vs. Virginia (3-8-1985)
- 6 Matt Harpring at Florida State (1-29-1995)
- 6 Drew Barry at NC State (2-25-1995)
- 6 Iman Shumpert vs. Clemson (2-22-2009)
- 6 Iman Shumpert vs. Virginia Tech (3-6-2010)
- 6 Iman Shumpert at Wake Forest (3-3-2011)

Blocked Shots

- 8 Alvin Jones vs. Maryland (1-6-2001)
- 8 Ben Lammers at Virginia Tech (1-18-2017)
- 7 John Salley vs. Wake Forest (2-10-1985)
- 7 Matt Geiger vs. Virginia (3-13-1992)
- 7 Alvin Jones vs. Virginia (2-9-2000)
- 7 Ben Lammers vs. Syracuse (2-19-2017)
- 7 James Banks III vs. Clemson (2-6-2019)
- 6 Alvin Jones at NC State (1-25-1998)
- 6 Alvin Jones vs. Maryland (1-21-1998)
- 6 Alvin Jones vs. NC State (2-2-1999)
- 6 Alvin Jones vs. Virginia (3-9-2001)
- 6 Alade Aminu vs. Wake Forest (1-31-2009)
- 6 Gani Lawal vs. Boston College (1-20-2009)
- 6 Daniel Miller vs. Virginia (2-8-2014)
- 6 Daniel Miller at Syracuse (3-4-2014)
- 6 Ben Lammers vs. Virginia (1-18-2018)

! performances vaced by the NCAA Committee on Infractions

SINGLE-GAME TEAM HIGHS

100-Point Games

| | |
|-----|-----------------------------------|
| 135 | vs. Loyola Marymount (12-22-1990) |
| 121 | Georgia State (1-10-1989) |
| 120 | vs. Texas (11-27-1991) |
| 119 | USC-Aiken (11-25-1985) |
| 116 | Cornell (11-13-2015) |
| 114 | Alcorn State (11-20-1987) |
| 113 | Arkansas-Pine Bluff (11-23-2002) |
| 112 | Texas Christian (12-1-1965) |
| 112 | vs. Georgia, 3ot (12-19-1990) |
| 112 | Florida A&M (12-1-1992) |
| 112 | Florida A&M (11-26-1994) |
| 112 | Lafayette (12-10-1994) |
| 112 | Wake Forest, 2ot (3-8-2007) |
| 111 | Georgia State (1-12-1988) |
| 111 | vs. Pittsburgh (12-28-1989) |
| 111 | at Florida State, 2ot (2-11-1999) |
| 111 | at Clemson (1-24-2001) |
| 110 | Wyoming (12-22-1958) |
| 110 | Furman (2-8-1966) |
| 109 | Coastal Carolina (12-19-1989) |
| 108 | Tennessee Tech (12-14-1978) |
| 108 | Augusta (12-12-1987) |
| 108 | Georgia State (11-24-1989) |
| 107 | Green Bay (11-19-2015)* |
| 106 | South Carolina State (1-13-1983) |
| 105 | Youngstown State (12-29-1992) |
| 105 | Virginia (2-14-1998) |
| 104 | vs. North Carolina (2-14-1970) |
| 104 | Maryland (2-17-1988) |
| 103 | Charleston Southern (11-16-1998) |
| 103 | vs. Boston College (3-17-1996) |
| 103 | Georgia State (11-16-2006) |
| 102 | Tulane (3-1-1971) |
| 102 | North Carolina (2-1-1990) |
| 102 | Georgia State (12-12-1992) |
| 102 | Wake Forest, ot (1-27-2005) |
| 101 | Georgia State (2-17-1970) |
| 101 | Baptist (12-10-1988) |
| 101 | North Carolina A&T (12-11-1989) |
| 101 | Wake Forest (1-6-1991) |
| 101 | Clemson (3-8-1992) |
| 100 | Western Carolina (2-1-1979) |
| 100 | Southern Illinois (1-5-1970) |
| 100 | Augusta (11-24-1990) |
| 100 | East Carolina (12-3-1994) |
| 100 | Maryland (2-4-1995) |
| 100 | North Carolina, 2ot (2-8-1998) |
| 100 | Grambling State (11-24-1999) |
| 100 | Jackson State (11-13-2006) |
| 100 | Florida A&M (11-14-2009) |

*Last time Tech scored 100 points

Fewest Points

| | |
|----------------------|--------------------------------------|
| 3 | at Vanderbilt (2-27-1920) |
| 4 | at Macon YMCA (2-14-1920) |
| 6 | Auburn (2-17-1906) |
| 8 | Auburn (2-4-1909) |
| 8 | at Georgia (2-14-1914) |
| 9 | at Georgia (1-22-1909) |
| 11 | at Chattanooga (2-7-1920) |
| 12 | at Atlanta Athletic Club (1-28-1909) |
| 12 | at Georgia (12-15-1913) |
| Since 1949-50 | |
| 28 | at Virginia (1-22-1915) |
| 34 | at NC State (12-30-1949) |
| 36 | Auburn (2-7-1961) |
| 36 | vs. Miami (3-8-2012) |
| 37 | at Virginia (12-1-1979) |
| 37 | at Boston College (1-19-1980) |
| 37 | Clemson (2-21-2012) |
| 38 | at Wake Forest (2-6-1982) |
| 38 | Georgia (12-6-1980) |
| 38 | Virginia (1-19-2012) |
| 39 | vs. North Carolina (3-4-1982) |
| 39 | vs. Cincinnati (3-2-1978) |
| 39 | at Auburn (2-5-1962) |
| 39 | at Alabama (1-14-1950) |
| 39 | vs. Kentucky (12-19-1998) |

Largest Margin of Victory

| | |
|----|--------------------------------------|
| 61 | Southern Bell (1-28-1927) |
| 59 | USC-Aiken (11-25-1985) |
| 57 | Baptist (11-27-1978) |
| 56 | Florida A&M (11-26-1994) |
| 53 | Md.-Eastern Shore (1-3-1985) |
| 51 | Tennessee State (12-6-2003) |
| 51 | Winston-Salem State (1-3-2007) |
| 50 | Marist (12-23-2003) |
| 47 | Maine (1-4-1971) |
| 45 | Tennessee Tech (12-14-1978) |
| 45 | at Chattanooga (1-2-1950) |
| 45 | at Centenary (12-22-2007) |
| 45 | Winston-Salem State (11-14-2008) |
| 44 | Wofford (11-29-1982) |
| 44 | University of the South (12-13-1982) |
| 44 | Wofford (1-31-1977) |
| 43 | Flagler (12-12-1983) |
| 43 | Naval Air Station (1-14-1944) |
| 43 | Wofford (11-17-2000) |
| 43 | Elon (11-10-2006) |

Largest Margin of Defeat

| | |
|----|--------------------------------|
| 69 | at Georgia (1-22-1909) |
| 60 | Macon YMCA (1-17-1920) |
| 56 | Georgia (1-29-1909) |
| 53 | at Kentucky (1-7-56) |
| 53 | at Duke (1-4-2017) |
| 52 | at Kentucky (1-9-1954) |
| 51 | vs. Kentucky (2-2-1954) |
| 50 | at Georgia (2-14-1914) |
| 47 | at Furman (2-11-1954) |
| 46 | at Kentucky (2-19-1949) |
| 45 | vs. North Carolina (2-12-1972) |

Most Points in a Half

| | |
|----|--|
| 82 | vs. Loyola Marymount (12-22-1990, 2nd) |
| 67 | Georgia State (1-10-1989, 2nd) |
| 67 | Youngstown State (12-29-1992, 2nd) |
| 65 | Wofford (11-29-1982, 1st) |
| 64 | vs. Texas (11-27-1991, 2nd) |
| 64 | Louisville (12-20-1997, 2nd) |
| 64 | at Tennessee State (11-11-2007, 2nd) |
| 63 | vs. Pittsburgh (12-28-1989, 2nd) |
| 63 | Arkansas-Pine Bluff (11-23-2002, 2nd) |
| 62 | USC-Aiken (11-25-1985, 1st) |
| 62 | Coastal Carolina (12-19-1989, 1st) |
| 62 | Maryland (2-4-1995, 2nd) |
| 62 | Tennessee State (12-6-2003, 2nd) |
| 62 | vs. Memphis (11-21-2006, 2nd) |
| 61 | Augusta (12-12-1987, 1st) |
| 61 | Georgia State (1-12-1988, 2nd) |
| 61 | Lafayette (12-10-1994, 1st) |
| 60 | Florida A&M (12-1-1992, 2nd) |
| 60 | Florida A&M (11-26-1994, 2nd) |

Most Points - 1st Half

| | |
|----|-------------------------------|
| 65 | Wofford (11-29-1982) |
| 62 | USC-Aiken (11-25-1985) |
| 62 | Coastal Carolina (12-19-1990) |
| 61 | Augusta (12-12-1987) |
| 61 | Lafayette (12-10-1994) |

Most Points - 2nd Half

| | |
|----|-----------------------------------|
| 82 | vs. Loyola Marymount (12-22-1990) |
| 67 | Georgia State (1-10-1989) |
| 67 | Youngstown State (12-29-1992) |
| 64 | vs. Texas (11-27-1991) |
| 64 | Louisville (12-20-1997) |
| 64 | at Tennessee State (11-11-2007) |
| 63 | vs. Pittsburgh (12-28-1989) |
| 63 | Arkansas-Pine Bluff (11-23-2002) |
| 62 | Maryland (2-4-1995) |
| 62 | Tennessee State (12-6-2003) |
| 62 | vs. Memphis (11-21-2006) |
| 61 | Georgia State (1-12-1988) |
| 60 | Florida A&M (12-1-1992) |
| 60 | Florida A&M (11-26-1994) |
| 60 | Florida A&M (2-5-2000) |

Most Points - OT Period

| | |
|----|------------------------------------|
| 18 | NC State (2-25-1996) |
| 17 | vs. Wake Forest (3-8-2007, 1st ot) |
| 16 | Auburn (2-4-1957) |
| 16 | NC State (2-29-1992) |
| 16 | at Virginia (1-27-2008) |
| 15 | Wake Forest (3-1-2008) |
| 14 | at Georgia (1-11-1961) |
| 14 | Georgia (2-23-1963) |
| 14 | vs. St. Bonaventure (12-28-1974) |
| 14 | at Notre Dame (2-24-1990) |
| 14 | vs. Georgia, 3rd ot (12-18-1990) |
| 14 | vs. Vanderbilt (12-18-1993) |
| 14 | Virginia (2-25-1999) |

*Tech scored 19 in exhibition game vs. Marathon Oil (11-17-84)

Rebounds

| | |
|----|-----------------------------------|
| 77 | Baylor (12-4-1958) |
| 73 | South Carolina (12-20-2958) |
| 72 | Georgetown (12-21-1963) |
| 70 | vs. Loyola Marymount (12-22-1990) |
| 68 | Hawaii (1-25-1969) |
| 68 | Oklahoma City (2-14-1959) |
| 67 | Georgia (12-11-1958) |
| 67 | Wyoming (12-22-1958) |
| 67 | Howard (1-3-1957) |

| | |
|----|--------------------------------------|
| 67 | Georgia State (1-10-1989) |
| 66 | Furman (1-2-1958) |
| 66 | Georgia Teachers College (12-1-1958) |

Field Goals Made

| | |
|----|-----------------------------------|
| 52 | USC-Aiken (11-25-1985) |
| 52 | Furman (2-8-1966) |
| 51 | Tennessee Tech (12-14-1978) |
| 51 | vs. Loyola Marymount (12-22-1990) |
| 48 | Wofford (11-29-1982) |
| 48 | Baptist (11-27-1978) |
| 47 | Cornell (11-13-2015) |
| 45 | Augusta (12-12-1987) |
| 44 | Georgia State (2-17-1970) |
| 44 | Florida State (2-25-1967) |
| 44 | Tulane (2-17-1966) |
| 44 | Alcorn State (11-20-1988) |
| 44 | Georgia State (11-24-1989) |
| 44 | Georgia State (12-12-1992) |
| 44 | Florida A&M (11-26-1994) |

Field Goal Attempts

| | |
|-----|-----------------------------------|
| 120 | Tampa (1-2-1953) |
| 104 | at Mississippi (2-7-1953) |
| 104 | at Furman (1-13-1955) |
| 100 | at South Carolina (2-19-1955) |
| 98 | Southern Mississippi (1-31-1974) |
| 97 | South Carolina (12-20-1958) |
| 97 | vs. Loyola Marymount (12-22-1990) |
| 95 | South Carolina (12-20-1956) |
| 95 | William & Mary (12-21-1964) |
| 93 | Auburn (12-13-1973) |

Highest Field Goal Pct.

| | | |
|------|---------|-------------------------------|
| .729 | (35-48) | Presbyterian (11-30-1981) |
| .720 | (36-50) | vs. Texas (12-27-2985) |
| .719 | (41-57) | Monmouth (1-17-1985) |
| .712 | (37-52) | Kentucky State (1-30-2010) |
| .708 | (34-48) | at Maryland (2-22-1986) |
| .702 | (33-47) | Duke (2-20-1982) |
| .681 | (32-47) | at East Carolina (2-17-1979) |
| .679 | (36-53) | NC State (1-27-1993) |
| .667 | (52-78) | USC-Aiken (11-25-1985) |
| .667 | (40-60) | Old Dominion (12-17-1985) |
| .661 | (37-56) | Md.-Eastern Shore (1-3-1986) |
| .660 | (31-47) | Louisville (2-14-1978) |
| .654 | (34-52) | West Chester St. (12-16-1981) |
| .653 | (32-49) | vs. Alabama (12-21-979) |
| .652 | (45-69) | Augusta (12-12-1987) |
| .652 | (30-46) | Francis Marion (2-10-1982) |

Lowest Field Goal Pct.

| | | |
|------|---------|--------------------------------|
| 200 | (13-65) | vs. Arkansas (12-30-1961) |
| 220 | (18-82) | at Florida (2-27-1956) |
| 237 | (14-59) | Auburn (2-3-1959) |
| 239 | (17-71) | Auburn (12-7-1964) |
| 241 | (13-54) | Auburn (1-23-1962) |
| 242 | (15-62) | vs. Kentucky (12-19-1998) |
| 245* | (12-49) | at Virginia (1-22-2015) |
| 250 | (13-52) | Auburn (2-7-1961) |
| 254 | (18-71) | at Florida State (2-28-2001) |
| 260 | (19-73) | Kentucky (1-28-1957) |
| 260 | (20-77) | vs. Georgia (12-29-1960) |
| 263 | (20-76) | Oklahoma City (2-14-1959) |
| 264 | (19-72) | Duke (1-30-1956) |
| 272 | (22-81) | Ga. Teachers Coll. (12-1-1958) |
| 274 | (20-73) | North Carolina (1-29-2000) |
| 292 | (14-48) | Virginia (1-19-2012) |
| 295 | (13-44) | Miami (1-18-2014) |

*Last Tech team to shoot under 30 percent

3-Point Field Goals

| | |
|----|--------------------------------|
| 17 | at Clemson (1-24-2001) |
| 16 | at North Carolina (2-10-1996) |
| 16 | vs. Boston College (3-17-1996) |
| 15 | The Citadel (11-20-1998) |
| 15 | at Virginia (2-23-2002) |
| 15 | Seton Hall (3-11-1998) |
| 15 | ay North Carolina (2-12-1994) |
| 14 | Last time: Cornell (1-8-2003) |

3-Point FG Attempts

| | |
|----|------------------------------------|
| 37 | at North Carolina (2-10-1996) |
| 35 | North Carolina, 2 ot (2-8-1998) |
| 34 | at Florida State, 2 ot (2-11-1999) |
| 34 | The Citadel (11-20-1998) |
| 34 | Grambling State (11-4-1999) |
| 34 | at Georgia (12-8-1999) |
| 34 | Morehead State (12-18-1999) |
| 33 | vs. Kentucky (1-5-2000) |
| 33 | Maryland (12-19-1997) |
| 33 | Maryland (1-4-1994) |
| 33 | vs. North Carolina (3-10-2001) |

Highest 3-Pt. FG Pct.

| Minimum 8 attempts | |
|--------------------|-------------------------------|
| .778 (7-9) | vs. Texas (11-27-1991) |
| .778 (7-9) | at Louisville (1-6-1988) |
| .778 (7-9) | Maryland (2-17-1988) |
| .750 (9-12) | at Maryland (2-8-1988) |
| .750 (6-8) | Duke (1-10-1993) |
| .727 (8-11) | Alcorn State (1-18-1989) |
| .727 (8-11) | at Duke (2-4-2015) |
| .688 (11-16) | Coastal Carolina (12-19-1989) |
| .667 (6-9) | Vanderbilt (1-3-2006) |
| .667 (8-12) | vs. Maryland (3-12-2010) |
| .636 (7-11) | at Duke (1-28-1990) |
| .625 (10-16) | at Louisville (2-10-1990) |
| .625 (10-16) | at NC State (1-15-2017) |
| .619 (13-21) | UNC Greensboro (12-28-1999) |
| .611 (11-18) | at Florida State (2-9-2006) |

Fewest 3-Pt. Field Goals

| | |
|------------------------|---------------------------------|
| (made-attempts) | |
| 0-0 | vs. Boston College (12-19-1986) |
| 0-0 | vs. SMU (12-20-1986) |
| 0-0 | vs. Rutgers (12-27-1986) |
| 0-0 | at Old Dominion (1-12-1987) |
| 0-1 | at North Carolina (1-24-1987) |
| 0-1 | Maryland (2-1-1987) |
| 0-2 | vs. Air Force (12-11-2004) |
| 0-3 | Pennsylvania (12-1-1986) |
| 0-3 | Duke (1-29-1987) |
| 0-3 | vs. Virginia (3-6-1987) |
| 0-4 | North Carolina A&T (1-14-1987) |
| 0-5 | Duke (2-23-2005) |
| 0-12 | at Virginia (1-22-2015) |

Free Throws

| | |
|----|--------------------------------|
| 46 | Furman (12-22-1971) |
| 40 | vs. North Carolina (2-14-1970) |
| 40 | vs. Canisius (12-31-1955) |
| 37 | at Auburn (12-19-1970) |
| 37 | at Florida State (1-31-1966) |
| 37 | Notre Dame (2-25-1989) |
| 36 | Rice (1-2-1971) |
| 36 | Florida (2-28-1955) |
| 36 | vs. Iowa State (3-18-1988) |
| 35 | at Alabama (12-30-1958) |
| 35 | vs. Memphis (11-21-2006) |

Free Throw Attempts

| | |
|----|----------------------------------|
| 56 | Furman (12-22-1971) |
| 53 | Charleston Southern (11-16-1998) |
| 51 | vs. Canisius (12-31-1955) |
| 51 | Vanderbilt (1-26-1953) |
| 50 | Georgia (2-2-1972) |
| 50 | at Kentucky (1-5-1957) |
| 50 | vs. Memphis (11-21-2006) |
| 49 | Arkansas-Pine Bluff (11-23-2002) |
| 48 | vs. Florida (12-29-1952) |
| 47 | at Auburn (12-19-1970) |
| 47 | vs. North Carolina (2-14-1970) |
| 47 | Wyoming (12-22-1958) |
| 47 | at Furman (1-13-1955) |
| 46 | at Florida State (1-31-1966) |
| 46 | at Alabama (12-30-1958) |
| 46 | LSU (2-13-1956) |
| 46 | vs. Georgia, 3 ot (12-19-1990) |

Highest Free Throw Pct.

| Minimum 15 attempts | | |
|---------------------|---------|------------------------------|
| 1.000 | (18-18) | at Maryland (2-2-1985) |
| 1.000 | (15-15) | Baptist (11-27-1978) |
| .964 | (27-28) | Maryland (1-3-1996) |
| .960 | (24-25) | vs. Oklahoma St. (3-19-2010) |
| .958 | (23-24) | Florida State (2-15-1965) |
| .957 | (22-23) | at Duke (2-26-1983) |
| .957 | (22-23) | Maryland (2-4-1989) |
| .955 | (21-22) | at Florida State (2-24-1968) |
| .952 | (20-21) | Coppin State (12-27-2017) |
| .944 | (17-18) | vs. Connecticut (2-11-2007) |
| .941 | (16-17) | Richmond (12-22-1988) |
| .941 | (16-17) | at Wake Forest (3-2-2005) |
| .933 | (14-15) | NC State (12-19-1962) |
| .933 | (14-15) | Duke (1-30-1984) |
| .933 | (14-15) | Clemson (2-23-2016) |
| .931 | (27-29) | at Auburn (2-15-1972) |
| .924 | (24-26) | VCU (12-15-2015) |
| .920 | (23-25) | Rice (12-5-1964) |
| .920 | (23-25) | at Georgia (11-11-1961) |

ACC GAME TEAM HIGHS/LOWS

Most Points Scored

| | |
|-----|-----------------------------------|
| 112 | vs. Wake Forest (3-8-2007) |
| 111 | at Clemson (1-24-2001) |
| 111 | at Florida State, 2ot (2-11-1999) |
| 105 | Virginia (2-14-1998) |
| 104 | Maryland (2-17-1998) |
| 102 | North Carolina (2-1-1990) |
| 102 | Wake Forest, ot (1-27-2005) |
| 101 | Clemson (3-8-1992) |
| 101 | Wake Forest (1-6-1991) |
| 100 | Maryland (2-4-1995) |
| 100 | North Carolina, 2ot (2-8-1998) |

Most Points Allowed

| | |
|-----|-----------------------------------|
| 114 | vs. Wake Forest, 2ot (3-8-2007) |
| 110 | at Duke (1-4-2017) |
| 108 | at Clemson (1-24-2001) |
| 108 | at Florida State, 2ot (2-11-1999) |
| 107 | North Carolina, 2ot (2-8-1998) |
| 106 | at Duke (2-26-1993) |
| 104 | at Duke (1-10-2002) |
| 104 | at North Carolina (2-28-2009) |
| 103 | at North Carolina (1-11-2004) |
| 101 | Wake Forest, ot (1-27-2005) |
| 100 | at North Carolina (1-24-1981) |

Fewest Points Scored

| | |
|----|-------------------------------|
| 28 | at Virginia (1-22-2015) |
| 36 | vs. Miami (3-8-2012) |
| 37 | at Virginia (12-1-1979) |
| 37 | Clemson (2-21-2012) |
| 38 | at Wake Forest (2-6-1982) |
| 38 | Virginia (1-19-2012) |
| 39 | vs. North Carolina (3-4-1982) |
| 40 | at NC State (1-26-1982) |
| 41 | at Clemson (2-4-2014) |
| 42 | at Duke (1-7-1980) |
| 42 | at Virginia (2-16-1981) |
| 42 | Miami (1-18-2014) |
| 42 | Clemson (2-6-2019) |
| 43 | vs. Virginia Tech (3-10-2011) |
| 45 | at Maryland (12-23-1981) |
| 45 | Virginia (2-8-2014) |
| 45 | Syracuse (1-7-2015) |
| 46 | vs. NC State (3-6-1997) |
| 46 | at Duke (2-3-1982) |
| 46 | Wake Forest (1-27-2000) |
| 47 | vs. Virginia (3-5-1981) |
| 47 | Florida State (2-16-2019) |
| 48 | Virginia (1-18-2018) |
| 49 | at Virginia (1-21-2017) |
| 49 | Virginia Tech (1-9-2019) |
| 49 | at Florida state (2-2-2019) |

Fewest Points Allowed

| | |
|----|----------------------------|
| 43 | at Maryland (12-23-1981) |
| 43 | Maryland (2-19-1985) |
| 45 | at Clemson (2-4-2014) |
| 46 | Virginia (1-21-1985) |
| 46 | Florida State (1-30-2002) |
| 46 | Syracuse (1-7-2015) |
| 47 | at Duke (2-3-1982) |
| 47 | NC State (1-15-1984) |
| 47 | Virginia (2-9-2000) |
| 47 | Boston College (2-4-2012) |
| 49 | at Wake Forest (2-16-1980) |

| | |
|----|----------------------------|
| 49 | at NC State (1-26-1982) |
| 49 | at Wake Forest (2-19-1986) |
| 49 | at Virginia (2-22-1992) |

Largest Margin of Victory

| | |
|----|---------------------------|
| 35 | Wake Forest (1-19-2011) |
| 31 | Florida State (1-30-2002) |
| 30 | Clemson (2-1-1995) |
| 27 | North Carolina (2-1-1990) |
| 27 | Virginia (1-19-1991) |
| 26 | at Wake Forest (3-3-2011) |
| 24 | at Clemson (2-6-2002) |
| 24 | NC State (1-11-2003) |
| 23 | Virginia (1-8-2005) |
| 22 | Maryland (2-17-1988) |
| 22 | Florida State (1-25-2017) |
| 21 | Florida State (1-27-1996) |
| 21 | Clemson (1-24-1991) |
| 21 | Virginia (2-9-2000) |
| 21 | Clemson (2-25-2001) |

Largest Margin of Defeat

| | |
|----|-------------------------------|
| 53 | at Duke (1-4-2017) |
| 44 | at Duke (2-21-2001) |
| 41 | at Duke (1-9-1991) |
| 41 | at Virginia (2-16-1981) |
| 41 | at Duke (1-6-1999) |
| 40 | at North Carolina (1-24-1981) |
| 37 | Virginia (1-17-1981) |
| 37 | at North Carolina (1-24-1987) |
| 32 | at Virginia (2-7-1984) |
| 32 | Duke (2-9-2002) |
| 32 | Virginia (1-19-2012) |
| 31 | Maryland (2-21-1999) |
| 30 | at Virginia (2-27-2019) |

Fewest Points - Both Teams

| | |
|----|-------------------------------|
| 85 | at Virginia (1-22-2015) |
| 86 | at Clemson (2-4-2014) |
| 88 | at Maryland (12-23-1981) |
| 89 | at NC State (1-26-1982) |
| 90 | Miami (3-8-2012) |
| 91 | at Wake Forest (2-6-1982) |
| 91 | Maryland (2-19-1985) |
| 91 | Syracuse (1-7-2015) |
| 92 | at Virginia (12-1-1979) |
| 92 | at Duke (2-3-1982) |
| 93 | Clemson (2-21-2012) |
| 94 | vs. North Carolina (3-4-1982) |
| 95 | Virginia (1-21-1985) |
| 97 | at Wake Forest (2-16-1980) |
| 97 | at Duke (1-7-1980) |

Most Points - Half

| | |
|----|--------------------------------|
| 62 | Maryland (2-4-1995, 2nd) |
| 59 | at Clemson (1-24-2001, 1st) |
| 58 | Virginia (2-14-1998, 1st) |
| 58 | Clemson (3-8-1992, 2nd) |
| 57 | North Carolina (2-1-1990, 2nd) |
| 57 | Maryland (2-17-1988, 2nd) |
| 56 | Maryland (1-3-1996, 2nd) |

Most Points Allowed - Half

| | |
|----|--------------------------------|
| 61 | at Wake Forest (3-2-2005, 2nd) |
| 61 | at Clemson (3-4-2006, 2nd) |
| 61 | at Duke (1-4-2017, 1st) |
| 58 | at Duke (1-10-2002, 1st) |
| 58 | at Duke (1-9-1991, 2nd) |
| 57 | at Duke (2-26-1983, 2nd) |
| 56 | North Carolina (3-2-1988, 2nd) |
| 56 | at NC State (2-20-1988, 2nd) |
| 55 | at Clemson (1-24-2001, 2nd) |

Fewest Points - Half

| | |
|----|---------------------------------|
| 12 | at Virginia (1-22-2015, 2nd) |
| 14 | vs. Virginia (3-5-1981, 1st) |
| 15 | Clemson (2-14-2013, 1st) |
| 15 | North Carolina (2-11-1980, 1st) |
| 15 | Virginia (2-8-2014, 2nd) |
| 15 | Boston College (2-11-2017, 1st) |
| 16 | at Virginia (1-22-2015, 1st) |
| 16 | at Clemson (2-28-2015, 1st) |
| 16 | at Louisville (2-8-2018, 1st) |
| 16 | vs. Louisville (1-19-2019, 1st) |
| 17 | at Virginia (12-1-1979, 1st) |
| 17 | at Virginia (2-16-1981, 1st) |
| 17 | Maryland (2-19-1985, 1st) |
| 17 | Virginia (1-19-2012, 1st) |
| 17 | at Wake Forest (2-15-2012, 1st) |
| 17 | Miami (1-18-2014, 1st) |
| 18 | vs. Maryland (2-28-1980, 2nd) |
| 18 | NC State (2-2-1999, 1st) |
| 18 | at Wake Forest (2-16-1999, 1st) |
| 18 | at Clemson (2-2-2000, 1st) |
| 18 | Clemson (2-21-2012, 1st) |
| 18 | Syracuse (1-7-2015, 2nd) |
| 18 | Louisville (1-7-2017, 1st) |
| 18 | Clemson (2-6-2019, 2nd) |

Fewest Points Allowed - Half

| | |
|----|------------------------------------|
| 15 | Florida State (1-25-2017, 1st) |
| 16 | at North Carolina (1-14-1980, 2nd) |
| 17 | at Maryland (2-28-1980, 2nd) |
| 17 | Virginia (1-19-1991, 1st) |
| 17 | Virginia (12-4-2005, 1st) |
| 17 | Louisville (2-23-2015, 1st) |
| 18 | Maryland (2-1-1991, 1st) |
| 18 | at Virginia Tech (2-9-2013, 1st) |
| 18 | vs. Rhode Island (11-30-2014, 1st) |
| 18 | at Northwestern (12-3-2014, 1st) |
| 18 | Syracuse (1-7-2015, 2nd) |
| 19 | vs. Maryland (3-11-1983, 1st) |
| 19 | Virginia (1-21-1985, 2nd) |
| 19 | Maryland (2-19-1985, 1st) |
| 19 | vs. Virginia (3-8-1985, 1st) |
| 19 | vs. NC State (3-6-1997, 1st) |
| 19 | Florida State (1-30-2002, 2nd) |
| 19 | at Clemson (2-28-2004, 1st) |
| 19 | vs. NC State (3-13-2010, 1st) |
| 19 | Boston College (2-4-2012, 1st) |
| 19 | vs. Miami (3-8-2012, 1st) |

Field Goals

| | |
|----|--------------------------------|
| 40 | North Carolina, 2ot (2-8-1998) |
| 40 | NC State, ot (2-29-1992) |
| 38 | at North Carolina (1-27-1991) |
| 38 | Duke (2-28-1988) |
| 37 | North Carolina (2-1-1990) |

| | |
|----|------------------------------------|
| 37 | Virginia (2-14-1998) |
| 36 | Last: at Florida State (2-11-1999) |

Field Goal Attempts

| | |
|----|-----------------------------------|
| 89 | North Carolina, 2ot (2-8-1998) |
| 83 | at North Carolina (1-27-1991) |
| 82 | at North Carolina (1-8-1998) |
| 81 | Maryland (1-4-1994) |
| 78 | Duke (1-11-1990) |
| 77 | at Florida State, 2ot (2-11-1999) |
| 77 | at North Carolina (2-3-2001) |
| 76 | at North Carolina (1-11-1995) |

3-Point Field Goals

| | |
|----|-----------------------------------|
| 17 | at Clemson (1-24-2001) |
| 16 | at North Carolina (2-10-1996) |
| 15 | at North Carolina (2-12-1994) |
| 15 | at Virginia (2-23-2002) |
| 14 | Virginia (2-14-1998) |
| 14 | at Florida State, 2ot (2-11-1999) |
| 14 | Clemson (3-4-2000) |
| 14 | vs. Boston College (3-14-2013) |
| 13 | North Carolina (2-10-2004) |
| 13 | vs. Virginia (3-13-2008) |

3-Point FG Attempts

| | |
|----|-----------------------------------|
| 37 | at North Carolina (2-10-1996) |
| 35 | North Carolina, 2ot (2-8-1998) |
| 34 | at Florida State, 2ot (2-11-1999) |
| 33 | Maryland (1-4-1994) |
| 33 | Maryland (2-19-1997) |
| 33 | vs. North Carolina (3-10-2001) |
| 32 | at North Carolina (2-28-1990) |
| 32 | North Carolina (1-10-1996) |

Free Throws

| | |
|----|------------------------------|
| 33 | at NC State, 2ot (2-17-1990) |
| 32 | Maryland (2-4-1995) |
| 31 | Wake Forest, ot (1-27-2005) |
| 30 | Virginia, ot (2-25-1999) |
| 30 | Wake Forest, ot (3-1-2008) |

Free Throw Attempts

| | |
|----|------------------------------|
| 44 | Wake Forest, ot (3-1-2008) |
| 41 | Virginia, ot (2-25-1999) |
| 40 | Maryland (1-13-2002) |
| 40 | at NC State, 2ot (2-17-1990) |
| 39 | at Clemson (1-24-2001) |
| 38 | NC State (12-29-1979) |
| 38 | Wake Forest, ot (1-27-2005) |

Rebounds

| | |
|----|---------------------------|
| 56 | Florida State (1-27-1996) |
| 54 | Maryland (2-1-1991) |
| 54 | Virginia (1-8-2005) |
| 53 | Clemson (1-24-1991) |
| 53 | Florida State (1-25-2017) |
| 52 | North Carolina (2-1-1990) |
| 52 | Clemson (3-7-1993) |
| 52 | Clemson (1-19-2010) |
| 51 | at Clemson, ot (2-5-1992) |
| 51 | at Maryland (1-5-1993) |
| 50 | Duke (1-11-1990) |
| 50 | Virginia (1-19-1991) |

| | |
|----|---------------------------|
| 50 | Maryland (1-21-1998) |
| 50 | Virginia, ot (12-28-2008) |
| 50 | Wake Forest (1-19-2011) |

Assists

| | |
|----|-------------------------|
| 31 | NC State (1-27-1993) |
| 29 | Duke (2-28-1988) |
| 29 | Maryland (2-17-1988) |
| 29 | Wake Forest (2-10-1985) |
| 26 | Maryland (1-4-1994) |

Steals

| | |
|----|-------------------------------|
| 19 | at Wake Forest (3-3-2011) |
| 17 | Clemson (2-3-3007) |
| 17 | at Miami (2-3-2011) |
| 16 | NC State (2-14-2009) |
| 15 | Maryland (1-25-2006) |
| 15 | Miami (3-6-2011) |
| 15 | North Carolina (12-31-2016) |
| 15 | at Syracuse (1-12-2019) |
| 14 | North Carolina (2-27-1985) |
| 14 | North Carolina (1-12-1994) |
| 14 | Florida State (1-27-1996) |
| 14 | Wake Forest (2-22-2004) |
| 14 | at North Carolina (1-12-2005) |
| 14 | at Clemson (2-8-2005) |
| 14 | North Carolina (2-19-2013) |

Blocked Shots

| | |
|----|--------------------------------|
| 15 | Clemson (3-6-2008) |
| 14 | Virginia (1-8-2005) |
| 13 | vs. Virginia (3-13-1992) |
| 12 | Pittsburgh (2-20-2019) |
| 11 | North Carolina (2-10-2004) |
| 11 | at Maryland (2-19-2004) |
| 11 | at Duke (3-3-2004) |
| 11 | Florida State (12-20-2009) |
| 10 | at Maryland (2-9-1992) |
| 10 | Clemson (1-24-1991) |
| 10 | at Virginia (1-15-1998) |
| 10 | at Maryland (1-6-2001) |
| 10 | Boston College, ot (1-20-2009) |
| 10 | Wake Forest (1-31-2009) |
| 10 | Boston College (2-27-2010) |
| 10 | North Carolina (2-19-2013) |
| 10 | at NC State (1-15-2017) |
| 10 | at Virginia Tech (1-18-2017) |

Fewest Turnovers

| | |
|---|-----------------------------|
| 4 | at Wake Forest (2-13-1988) |
| 5 | at Virginia (2-24-2013) |
| 5 | at Notre Dame (1-13-2016) |
| 6 | Virginia (1-19-1991) |
| 6 | Wake Forest (2-17-1996) |
| 6 | vs. Wake Forest (3-10-1996) |
| 6 | Virginia (2-14-1998) |
| 6 | Wake Forest (3-3-2012) |
| 6 | at Notre Dame (2-26-2014) |
| 6 | Duke (2-2-2016) |
| 6 | at Virginia (2-21-2018) |
| 6 | at Virginia (2-21-2018) |

Most Points in a Game - Both Teams

| Pts. | Opponent | Date | W/L | Score |
|------|-------------------------|------------|-----|---------|
| 229 | vs. Loyola Marymount | 12-22-1990 | W | 135-94 |
| 227 | vs. Texas | 11-27-1991 | W | 120-107 |
| 226 | vs. Wake Forest (2 ot) | 3-8-2007 | L | 112-114 |
| 219 | at Florida State (2 ot) | 2-11-1999 | W | 111-108 |
| 219 | at Clemson | 1-24-2001 | W | 111-108 |
| 217 | vs. Georgia (3 ot) | 12-19-1990 | W | 112-105 |
| 212 | vs. NC State | 2-10-1973 | L | 94-118 |
| 211 | at UCLA | 12-27-1969 | L | 90-121 |
| 207 | North Carolina (2 ot) | 2-8-1998 | W | 107-100 |
| 207 | Georgia State | 1-10-1989 | W | 121-86 |
| 206 | at Furman | 1-13-1955 | L | 95-111 |
| 204 | at Furman | 1-31-1953 | L | 93-111 |
| 203 | vs. Pittsburgh | 12-28-1989 | W | 111-92 |
| 203 | Wake Forest (ot) | 1-27-2005 | W | 102-101 |
| 199 | Furman | 12-22-1971 | W | 108-91 |
| 199 | vs. North Carolina | 2-14-1970 | W | 104-95 |
| 199 | TCU | 12-1-1965 | W | 112-87 |
| 197 | Cornell | 11-13-2015 | W | 116-81 |
| 196 | vs. Yale | 12-28-1973 | L | 95-101 |
| 196 | at Clemson | 2-22-1966 | L | 90-106 |
| 196 | Lafayette | 12-10-1994 | W | 112-84 |
| 195 | at NC State | 2-12-1966 | L | 93-102 |
| 195 | Florida A&M | 12-1-1992 | W | 112-83 |

Most 30-Point Games

| | |
|--------------------------------|----|
| Rich Yunkus (high game: 47) | 25 |
| Dennis Scott (high game: 42) | 20 |
| Kenny Anderson (high game: 50) | 15 |
| Tom Hammonds (high game: 40) | 6 |
| Sammy Drummer (high game: 37) | 6 |
| Roger Kaiser (high game: 38) | 5 |

Triple-Doubles

Bruce Dalrymple - vs. UNC Charlotte (2-6-1986)

14 points, 10 rebounds, 10 assists

Dennis Scott - vs. Alcorn State (11-20-1987)

17 points, 10 rebounds, 10 assists

Kenny Anderson - vs. Pittsburgh (12-28-1989)

32 points, 12 rebounds, 18 assists

Iman Shumpert - vs. Virginia Tech (1-25-2011)

40-MINUTE MEN

Following is a reverse chronological list of Georgia Tech players since the 1985-86 season who have played every minute of a game (40 minutes of regulation, or every minute of overtime where applicable).

45 = OT; 50 = 2OT; 55 = 3 OT

***last time two players played every minute;

****last time three players played every minute

#only time a player has played every minute of a triple-overtime game

| Date | Player | Opponent/Site |
|----------------|---------------------|--|
| 3/12/2019 | Michael Devoe | vs. Notre Dame (Charlotte, N.C.) |
| 3/6/2019 | Jose Alvarado | at NC State |
| 3/3/2019 | Michael Devoe (45) | Boston College |
| 2/23/2019 | Jose Alvarado | at Miami |
| 2/20/2019 | Jose Alvarado | Pittsburgh |
| 2/10/2019** | Jose Alvarado | at Notre Dame |
| 2/10/2019** | Michael Devoe | at Notre Dame |
| 1/9/2019 | Michael Devoe | Virginia Tech |
| 12/22/2018 | Jose Alvarado | Georgia |
| 12/19/2018 | Jose Alvarado | at Arkansas |
| 12/17/2019 | Jose Alvarado | Gardner-Webb |
| 3/6/2018 | Ben Lammers | vs. Boston College (Brooklyn, N.Y.) |
| 3/3/2018 | Josh Okogie | Wake Forest |
| 3/1/2018 | Josh Okogie | NC State |
| 2/24/2018 | Tadic Jackson | at Clemson |
| 2/21/2018 | Josh Okogie | at Virginia |
| 2/11/2018 | Josh Okogie | Duke |
| 2/8/2018 | Jose Alvarado | at Louisville |
| 2/4/2018 | Jose Alvarado (45) | at Boston College |
| 1/31/2018 | Jose Alvarado | Syracuse |
| 1/31/2018 | Ben Lammers | Syracuse |
| 1/28/2018 | Jose Alvarado | Clemson |
| 1/18/2018 | Jose Alvarado | Virginia |
| 1/10/2018 | Jose Alvarado | Notre Dame |
| 12/30/2017**** | Jose Alvarado | at Notre Dame |
| 12/30/2017**** | Ben Lammers | at Notre Dame |
| 12/30/2017**** | Josh Okogie | at Notre Dame |
| 12/6/2017 | Jose Alvarado | at Wofford |
| 12/3/2017 | Ben Lammers | Tennessee |
| 3/21/2017 | Ben Lammers | at Mississippi |
| 3/7/2017 | Josh Heath | Pittsburgh |
| 3/7/2017 | Ben Lammers | Pittsburgh |
| 2/21/2017 | Quinton Stephens | NC State |
| 2/19/2017 | Quinton Stephens | Syracuse |
| 2/19/2017 | Ben Lammers | Syracuse |
| 2/15/2017 | Ben Lammers | at Miami |
| 1/28/2017 | Ben Lammers | Notre Dame |
| 1/18/2017 | Quinton Stephens | at Virginia Tech |
| 1/15/2017 | Quinton Stephens | at NC State |
| 2/20/2016 | Marcus Georges-Hunt | Notre Dame |
| 1/2/1999 | Jason Floyd | at NC State |
| 12/5/1998 | Ashley Kelly (45) | Appalachian State |
| 11/28/1998 | Jon Babul | vs. West Virginia (Hilo, Hawaii) |
| 11/27/1998 | Alvin Jones (45) | vs. New Orleans (Hilo, Hawaii) |
| 1/25/1998 | Matt Harpring | at NC State |
| 2/9/1997 | Gary Saunders | at Florida State |
| 1/25/1997 | Matt Harpring | NC State |
| 1/22/1997 | Matt Harpring | at Virginia |
| 1/5/1997 | Matt Harpring | Duke |
| 12/26/1996 | Eddie Elisma | vs. Hofstra (New York, N.Y.) |
| 12/26/1996 | Gary Saunders | vs. Hofstra (New York, N.Y.) |
| 12/12/1996 | Matt Harpring | at Maryland |
| 12/3/1996 | Matt Harpring | Georgia |
| 3/10/1996 | Stephon Marbury | vs. Wake Forest (Greensboro, N.C.) |
| 3/9/1996 | Drew Barry | vs. Maryland (Greensboro, N.C.) |
| 2/21/1996 | Matt Harpring | at Virginia |
| 2/21/1996 | Stephon Marbury | at Virginia |
| 2/17/1996 | Drew Barry | Wake Forest |
| 2/3/1996 | Stephon Marbury | at Maryland |
| 11/27/1995 | Matt Harpring | Campbell (The Omni) |
| 3/10/1995 | Travis Best | vs. Virginia (Greensboro, N.C.) |
| 3/4/1995 | Travis Best | at Clemson |
| 3/2/1995 | Travis Best | Florida State |
| 2/25/1995 | Travis Best | at NC State |
| 2/25/1995 | Matt Harpring | at NC State |
| 2/15/1995 | Travis Best | North Carolina A&T |
| 2/12/1995 | Matt Harpring | North Carolina |
| 2/4/1995 | Matt Harpring | Maryland |
| 1/11/1995 | Travis Best | at North Carolina |
| 1/7/1995 | Travis Best | Duke |
| 12/7/1994 | James Forrest | vs. Louisville (Georgia Dome) |
| 3/5/1994 | Travis Best | Clemson |
| 3/2/1994 | Travis Best | Florida State |
| 3/2/1994 | Fred Vinson | Florida State |
| 2/12/1994 | Travis Best | at North Carolina |
| 1/29/1994 | Travis Best | Florida State |
| 1/19/1994 | Travis Best | at Wake Forest |
| 1/4/1994 | James Forrest | Maryland |
| 12/29/1993 | Travis Best | vs. St. John's (Madison Square Garden) |
| 12/15/1993 | Travis Best | vs. Georgia (The Omni) |
| 3/4/1993 | Travis Best | Florida State |
| 2/28/1993 | Travis Best | at NC State |
| 2/23/1993 | Travis Best | Virginia |
| 2/20/1993 | James Forrest | at Wake Forest |
| 2/20/1993 | Travis Best | at Wake Forest |
| 2/17/1993 | Travis Best | at Richmond |

| | | |
|-------------|---------------------|---|
| 2/10/1993 | Travis Best | at Duke |
| 2/4/1993 | Travis Best | Clemson |
| 1/23/1993 | Travis Best | at Virginia |
| 1/21/1993 | James Forrest | Wake Forest |
| 1/21/1993 | Travis Best | Wake Forest |
| 1/16/1993 | James Forrest | College of Charleston |
| 1/16/1993 | Travis Best | College of Charleston |
| 1/9/1993 | James Forrest | Duke |
| 12/19/1992 | Malcolm Mackey | vs. Louisville (Georgia Dome) |
| 12/19/1992 | James Forrest | vs. Louisville (Georgia Dome) |
| 3/27/1992 | Malcolm Mackey (45) | vs. Memphis State (Kansas City, Mo.) |
| 3/21/1992 | Malcolm Mackey | vs. Southern California (Milwaukee, Wis.) |
| 3/14/1992 | Malcolm Mackey | vs. Duke (Charlotte, N.C.) |
| 2/2/1992 | Jon Barry | North Carolina |
| 1/28/1992 | Jon Barry | College Of Charleston |
| 3/17/1991 | Malcolm Mackey | vs. Ohio State (Dayton, Ohio) |
| 3/8/1991 | Jon Barry | vs. NC State (Charlotte, N.C.) |
| 3/8/1991 | Kenny Anderson | vs. NC State (Charlotte, N.C.) |
| 3/2/1991 | Kenny Anderson | at Clemson |
| 2/28/1991 | Kenny Anderson | North Carolina |
| 2/19/1991 | Bryan Hill | at Virginia |
| 2/19/1991 | Kenny Anderson | at Virginia |
| 2/17/1991 | Kenny Anderson | at Arizona |
| 2/13/1991 | Malcolm Mackey | at Maryland |
| 2/13/1991 | Kenny Anderson | at Maryland |
| 2/9/1991 | Jon Barry | at Wake Forest |
| 2/9/1991 | Kenny Anderson | at Wake Forest |
| 2/3/1991 | Kenny Anderson | NC State |
| 1/30/1991 | Malcolm Mackey | Duke |
| 1/30/1991 | Kenny Anderson | Duke |
| 1/30/1991 | Jon Barry | Duke |
| 1/27/1991 | Jon Barry | at North Carolina |
| 1/27/1991 | Kenny Anderson | at North Carolina |
| 1/13/1991 | Malcolm Mackey | at NC State |
| 1/13/1991 | Kenny Anderson | at NC State |
| 12/19/1990# | Kenny Anderson (55) | vs. Georgia (The Omni) |
| 12/15/1990 | Kenny Anderson | at Temple |
| 12/5/1990 | Jon Barry (45) | vs. St. John's (Landover, Md.) |
| 12/5/1990 | Kenny Anderson (45) | vs. St. John's (Landover, Md.) |
| 12/1/1990 | Kenny Anderson | at Richmond |
| 12/1/1990 | Jon Barry | at Richmond |
| 12/1/1990 | Malcolm Mackey | at Richmond |
| 3/25/1990 | Dennis Scott | vs. Minnesota (New Orleans, La.) |
| 3/23/1990 | Dennis Scott (45) | vs. Michigan State (New Orleans, La.) |
| 3/23/1990 | Kenny Anderson (45) | vs. Michigan State (New Orleans, La.) |
| 3/17/1990 | Dennis Scott | vs. LSU (Knoxville, Tenn.) |
| 3/17/1990 | Kenny Anderson | vs. LSU (Knoxville, Tenn.) |
| 3/11/1990 | Dennis Scott | vs. Virginia (Charlotte, N.C.) |
| 3/11/1990 | Kenny Anderson | vs. Virginia (Charlotte, N.C.) |
| 3/10/1990 | Kenny Anderson | vs. Duke (Charlotte, N.C.) |
| 3/10/1990 | Brian Oliver | vs. Duke (Charlotte, N.C.) |
| 3/9/1990 | Dennis Scott | vs. NC State (Charlotte, N.C.) |
| 3/9/1990 | Brian Oliver | vs. NC State (Charlotte, N.C.) |
| 3/3/1990 | Dennis Scott | Clemson |
| 2/28/1990 | Dennis Scott | at North Carolina |
| 2/28/1990 | Kenny Anderson | at North Carolina |
| 2/24/1990 | Dennis Scott (45) | at Notre Dame |
| 2/24/1990 | Kenny Anderson (45) | at Notre Dame |
| 2/24/1990 | Brian Oliver (45) | at Notre Dame |
| 2/22/1990 | Dennis Scott | Virginia |
| 2/17/1990 | Dennis Scott (50) | at NC State |
| 2/17/1990 | Kenny Anderson (50) | at NC State |
| 2/15/1990 | Dennis Scott | vs. Fordham (Madison Square Garden) |
| 2/10/1990 | Brian Oliver | at Louisville |
| 2/10/1990 | Dennis Scott | at Louisville |
| 2/7/1990 | Kenny Anderson | Wake Forest |
| 1/28/1990 | Kenny Anderson | at Duke |
| 1/28/1990 | Brian Oliver | at Duke |
| 1/25/1990 | Dennis Scott | at Clemson |
| 1/25/1990 | Kenny Anderson | at Clemson |
| 1/21/1990 | Dennis Scott (45) | at Virginia |
| 1/16/1990 | Dennis Scott | Temple |
| 1/11/1990 | Dennis Scott | Duke |
| 1/11/1990 | Kenny Anderson | Duke |
| 12/16/1989 | Dennis Scott | vs. Georgia (The Omni) |
| 12/16/1989 | Kenny Anderson | vs. Georgia (The Omni) |
| 12/4/1989 | Dennis Scott | vs. Pittsburgh (Hartford, Conn.) |
| 11/28/1989 | Dennis Scott | Richmond |
| 3/17/1989 | Tom Hammonds | vs. Texas (Dallas, Texas) |
| 3/10/1989 | Tom Hammonds | vs. North Carolina (The Omni) |
| 3/4/1989 | Tom Hammonds (45) | at Clemson |
| 3/1/1989 | Tom Hammonds | North Carolina |
| 2/25/1989 | Tom Hammonds | Notre Dame |
| 2/22/1989 | Dennis Scott | Virginia |
| 2/18/1989 | Brian Oliver | NC State |
| 2/14/1989 | Tom Hammonds | at Maryland |
| 2/14/1989 | Dennis Scott | at Maryland |
| 2/14/1989 | Brian Oliver | at Maryland |
| 2/11/1989 | Tom Hammonds | Wake Forest |
| 2/11/1989 | Dennis Scott | Wake Forest |
| 2/8/1989 | Tom Hammonds | vs. Iowa (Madison Square Garden) |
| 2/8/1989 | Dennis Scott | vs. Iowa (Madison Square Garden) |
| 2/6/1989 | Tom Hammonds | at Virginia |
| 2/6/1989 | Dennis Scott | at Virginia |
| 2/2/1989 | Brian Oliver | Duke |

Top-Bench Scorers Since 2000

| Date | Player (pts) | Opponent/Site |
|------------|----------------------|-------------------------------|
| 2/20/2017 | Tadic Jackson (20) ! | at Notre Dame |
| 2/19/2017 | Tadic Jackson (20) ! | Syracuse |
| 2/11/2017 | Tadic Jackson (29) ! | Boston College |
| 1/28/2017 | Tadic Jackson (25) ! | Notre Dame |
| 12/7/2016 | Tadic Jackson (24) ! | at VCU |
| 11/14/2016 | Tadic Jackson (20) ! | Southern |
| 11/29/2013 | Solomon Poole (24) | Mississippi (Barclays Center) |
| 3/3/2012 | Jason Morris (22) | Wake Forest (Philips Arena) |
| 1/11/2012 | Glen Rice, Jr. (22) | at NC State |
| 1/7/2012 | Glen Rice, Jr. (28) | Duke (Philips Arena) |
| 11/29/2011 | Jason Morris (21) | Northwestern (Philips Arena) |
| 11/23/2011 | Glen Rice, Jr. (23) | Siena (Arena at Winnett) |
| 1/25/2011 | Brian Oliver (28) | Virginia Tech |
| 2/6/2010 | Zachery Peacock (22) | NC State |
| 1/24/2010 | Brian Oliver (20) | at Florida State |
| 11/22/2009 | Zachery Peacock (22) | Boston U. (Puerto Rico) |
| 3/3/2008 | Zachery Peacock (23) | Virginia |
| 2/17/2008 | Matt Causey (20) | Miami |
| 1/19/2008 | Matt Causey (30) | Virginia Tech |
| 1/3/2007 | Anthony Morrow (21) | Winston-Salem State |
| 2/12/2006 | Zam Fredrick (22) | NC State |
| 12/28/2004 | Anthony Morrow (20) | Lafayette |
| 12/18/2004 | Will Bynum (28) | Gonzaga (Las Vegas, Nev.) |
| 1/20/2004 | Will Bynum (25) | at Wake Forest |
| 11/26/2003 | Ismail Muhammad (22) | Connecticut (New York, N.Y.) |
| 2/27/2002 | B.J. Elder (25) | Wake Forest |
| 11/27/2002 | B.J. Elder (24) | Georgia |
| 1/13/2001 | Halston Lane (21) | Wake Forest |
| 12/9/2000 | Halston Lane (23) | Kentucky (Philips Arena) |

(Games of 20-plus points)

! Performances vacated by NCAA Committee on Infractions

| | | |
|------------|--------------------|--|
| 1/28/1989 | Dennis Scott | at North Carolina |
| 1/22/1989 | Dennis Scott (50) | at Illinois |
| 1/15/1989 | Tom Hammonds | Louisville |
| 1/15/1989 | Dennis Scott | Louisville |
| 1/15/1989 | Brian Oliver | Louisville |
| 1/7/1989 | Dennis Scott | at Wake Forest (Greensboro, N.C.) |
| 12/30/1988 | Tom Hammonds | vs. Purdue (Honolulu, Hawaii) |
| 12/30/1988 | Dennis Scott | vs. Purdue (Honolulu, Hawaii) |
| 12/30/1988 | Brian Oliver | vs. Purdue (Honolulu, Hawaii) |
| 12/29/1988 | Tom Hammonds | vs. Illinois (Honolulu, Hawaii) |
| 12/29/1988 | Brian Oliver | vs. Illinois (Honolulu, Hawaii) |
| 12/20/1988 | Tom Hammonds | at Richmond |
| 12/20/1988 | Dennis Scott | at Richmond |
| 12/20/1988 | Brian Oliver | at Richmond |
| 12/17/1988 | Tom Hammonds | vs. Georgia (The Omni) |
| 12/17/1988 | Dennis Scott | vs. Georgia (The Omni) |
| 2/28/1988 | Tom Hammonds | Duke |
| 2/25/1988 | Tom Hammonds | Virginia |
| 2/13/1988 | Tom Hammonds | vs. Wake Forest (Greensboro, N.C.) |
| 2/8/1988 | Tom Hammonds | at Maryland |
| 2/6/1988 | Tom Hammonds | DePaul |
| 2/3/1988 | Duane Ferrell | at Duke |
| 2/3/1988 | Tom Hammonds | at Duke |
| 1/30/1988 | Tom Hammonds | at North Carolina |
| 1/23/1988 | Duane Ferrell | at Virginia |
| 12/5/1987 | Tom Hammonds | vs. Georgia (The Omni) |
| 11/23/1987 | Dennis Scott | at Florida |
| 3/13/1987 | Tom Hammonds | vs. LSU (Rosemont, Ill.) |
| 3/1/1987 | Duane Ferrell | North Carolina (The Omni) |
| 3/1/1987 | Bruce Dalrymple | North Carolina (The Omni) |
| 3/1/1987 | Tom Hammonds | North Carolina (The Omni) |
| 2/25/1987 | Bruce Dalrymple | at Clemson |
| 2/21/1987 | Tom Hammonds | at Duke |
| 2/21/1987 | Brian Oliver | at Duke |
| 1/29/1987 | Tom Hammonds | Duke |
| 1/22/1987 | Tom Hammonds | Virginia (The Omni) |
| 1/22/1987 | Duane Ferrell | Virginia (The Omni) |
| 1/22/1987 | Bruce Dalrymple | Virginia (The Omni) |
| 1/20/1987 | Tom Hammonds | at Georgia Tech |
| 1/10/1987 | Tom Hammonds | at NC State |
| 1/3/1987 | Tom Hammonds (45) | at Wake Forest |
| 1/3/1987 | Craig Neal (45) | at Wake Forest |
| 12/29/1986 | Duane Ferrell | vs. St. John's (Madison Square Garden) |
| 12/29/1986 | Tom Hammonds | vs. St. John's (Madison Square Garden) |
| 12/20/1986 | Tom Hammonds | vs. SMU (Tokyo, Japan) |
| 12/19/1986 | Duane Ferrell (45) | vs. Boston College (Tokyo, Japan) |
| 12/19/1986 | Tom Hammonds (45) | vs. Boston College (Tokyo, Japan) |
| 12/14/1986 | Tom Hammonds | at LSU |
| 12/3/1986 | Tom Hammonds | vs. Georgia (The Omni) |
| 2/9/1986 | John Salley | at Duke |
| 2/6/1986 | Tom Hammonds | UNC Charlotte |
| 2/6/1986 | Mark Price | UNC Charlotte |
| 1/11/1986 | Bruce Dalrymple | Maryland |
| 1/4/1986 | Mark Price | at Virginia |
| 12/2/1985 | Bruce Dalrymple | at St. Louis |
| 12/2/1985 | Mark Price | at St. Louis |

SINGLE-GAME OPPONENT HIGHS

100-Point Games

| | |
|-----|---------------------------------|
| 121 | at UCLA (12-27-69) |
| 118 | vs. North Carolina (2-12-72) |
| 118 | vs. NC State (2-10-73) |
| 114 | at Furman (2-11-54) |
| 114 | vs. Wake Forest (3-8-07) |
| 111 | at Furman (1-31-53) |
| 111 | at Furman (1-13-55) |
| 111 | vs. North Carolina (2-8-75) |
| 110 | at Duke (1-4-77) |
| 108 | at Florida State, 2ot (2-11-99) |
| 108 | at Florida State (2-19-72) |
| 108 | vs. Baylor (12-27-73) |
| 108 | vs. North Carolina (2-9-74) |
| 108 | at Clemson (1-24-01) |
| 107 | vs. North Carolina (2-9-73) |
| 107 | at Duke (2-22-75) |
| 107 | vs. Texas (11-27-91) |
| 107 | North Carolina, 2ot (2-8-98) |
| 106 | at Clemson (2-22-66) |
| 106 | at Duke (2-26-83) |
| 105 | at Kentucky (1-9-54) |
| 105 | vs. Georgia, 3ot (2-19-90) |
| 105 | Illinois (vs. 11-23-01) |
| 104 | at Kentucky (1-7-56) |
| 104 | vs. Wisconsin (12-28-63) |
| 104 | at Duke (1-10-02) |
| 104 | at North Carolina (2-28-09) |
| 103 | at Vanderbilt (2-29-64) |
| 103 | at North Carolina (1-11-04) |
| 102 | vs. Marquette (12-27-56) |
| 102 | at NC State (2-12-66) |
| 102 | vs. Bowling Green (12-30-72) |
| 102 | Oklahoma City (2-28-73) |
| 102 | Mercer (1-28-74) |
| 102 | at Illinois (1-22-89) |
| 102 | at Virginia Tech (2-13-11) |
| 101 | Wake Forest (1-27-05) |

*Last opponent to score 100 points

Fewest Points

| | |
|----------------------|--|
| 6 | at Auburn (2-27-1914) |
| 7 | Mercer (1-8-1909) |
| 9 | at Savannah Athletic Club (12-30-1923) |
| 11 | Georgia, ot (3-17-1906) |
| 11 | at Clemson (2-8-1913) |
| 11 | vs. Birmingham Southern (2-25-1921) |
| 12 | Auburn (2-20-1914) |
| 12 | Auburn (1-28-1922) |
| 13 | at Clemson (1-5-1924) |
| 13 | Auburn (2-19-1926) |
| 13 | Clemson (1-20-1937) |
| 14 | at Newberry (3-5-1920) |
| 14 | vs. Sewanee (2-27-1925) |
| 14 | Southern Bell (1-28-1927) |
| Since 1949-50 | |
| 36 | vs. Rice (11-22-2012) |
| 37 | Wofford (1-31-1977) |
| 37 | Alabama State (11-19-2004) |
| 38 | Florida (2-10-1950) |
| 38 | Auburn (2-7-1961) |
| 38 | vs. Cincinnati (3-2-1978) |
| 38 | Georgia (2-18-1980) |
| 38 | Presbyterian (11-14-2012) |
| 38 | Chattanooga (12-3-1949) |
| 38 | Charleston Southern (11-12-2010) |
| 39 | Wake Forest (1-19-2011) |
| 40 | vs. Boston University (12-28-1965) |
| 40 | at Boston College (1-19-1980) |
| 40 | at Georgia Southern (2-13-1982) |
| 40 | Maryland-Eastern Shore (1-3-1985) |
| 40 | UNC Greensboro (12-31-1996) |
| 40 | at St. Louis (2-16-2002) |
| 40 | Marist (12-23-2003) |
| 40 | Florida A&M (12/29/2018) |

Most Points - Half

| | |
|----|-------------------------------------|
| 67 | vs. Illinois (11-23-2001, 1st) |
| 64 | vs. North Carolina (2-9-1973, 2nd) |
| 62 | vs. NC State (12-10-1973, 1st) |
| 62 | at UCLA (12-27-1969, 1st) |
| 61 | vs. North Carolina (2-9-1974, 2nd) |
| 61 | vs. Baylor (12-27-1973, 2nd) |
| 61 | vs. North Carolina (2-12-1972, 1st) |
| 61 | at Wake Forest (3-2-2005, 2nd) |
| 61 | at Clemson (3-4-2006, 2nd) |
| 61 | at Duke (1-4-2017) |
| 60 | vs. Bowling Green (12-30-1972, 2nd) |
| 60 | vs. Texas (11-27-1991, 2nd) |

Most Points - OT Period

| | |
|----|---------------------------------|
| 24 | at Clemson (2-5-1992) |
| 21 | at Illinois (1-22-1989) |
| 17 | North Carolina (2-8-1998, 2nd) |
| 17 | vs. Wake Forest (3-8-2007, 1st) |
| 16 | at Wake Forest (2-2-1984) |
| 15 | Georgia (1-26-1949) |
| 15 | at Florida (2-22-1980) |
| 15 | at Rice (12-16-1963) |
| 15 | vs. Wake Forest (3-8-2007, 2nd) |
| 15 | Virginia Tech (1-12-2013) |

Fewest Points - Half

| | |
|----|---------------------------------------|
| 8 | Univ. of the South (12-2-1980, 2nd) |
| 11 | UTRGV (11-21-2018, 1st) |
| 12 | UNC Greensboro (12-31-1996, 1st) |
| 12 | at Air Force (12-11-2004, 1st) |
| 13 | Virginia (12-1-1969, 1st) |
| 13 | at St. Louis (2-16-2002, 1st) |
| 13 | Charleston Southern (11-12-2010, 1st) |
| 13 | Wake Forest (1-19-2011, 2nd) |
| 13 | Presbyterian (11-14-2012, 2nd) |
| 13 | Florida A&M (12-9-2018, 1st) |
| 14 | Wofford (1-19-1984, 1st) |
| 14 | Marist (12-23-2003, 1st) |
| 14 | James Madison (12-15-2004, 1st) |
| 14 | Miss. Valley St. (11-26-2013, 1st) |

| | |
|----|----------------------------------|
| 15 | Wofford (1-31-1977, 1st) |
| 15 | at Georgia (11-26-1976, 2nd) |
| 15 | Tennessee (2-17-1959, 2nd) |
| 15 | Tennessee State (12-6-2003, 1st) |
| 15 | Alabama A&M (12-17-2003, 1st) |
| 15 | Florida State (1-25-2017, 1st) |

Field Goals

| | |
|----|-------------------------------|
| 49 | at UCLA (12-27-1969) |
| 49 | vs. NC State (2-10-1973) |
| 46 | vs. North Carolina (2-8-1975) |
| 46 | vs. North Carolina (2-9-1973) |
| 46 | at Duke (2-22-1975) |
| 45 | vs. NC State (2-7-1975) |

Field Goal Attempts

| | |
|-----|-----------------------------------|
| 103 | vs. Loyola Marymount (12-22-1990) |
| 94 | vs. North Carolina (2-9-1973) |
| 94 | vs. Georgia (12-19-1990) |
| 93 | vs. NC State (2-7-1975) |
| 93 | vs. Texas (11-27-1991) |
| 90 | vs. NC State (2-10-1973) |
| 90 | vs. NC State (2-8-1974) |

Highest Field Goal Pct.

| | | |
|------|---------|--------------------------------|
| .700 | (28-40) | North Carolina (1-23-1982) |
| .692 | (27-39) | at Clemson (1-12-2011) |
| .659 | (29-44) | Georgia (1-16-1974) |
| .652 | (30-46) | Wake Forest (1-2-1982) |
| .645 | (40-62) | at North Carolina (1-24-1987) |
| .643 | (27-42) | at NC State (2-22-1997) |
| .638 | (37-58) | North Carolina (2-8-1998) |
| .630 | (29-46) | vs. Wake Forest (3-10-1996) |
| .625 | (30-48) | at Virginia (2-7-1984) |
| .623 | (38-61) | Tulane (1-7-1967) |
| .623 | (38-61) | at North Carolina (2-21-2015) |
| .621 | (36-58) | at Florida State (2-21-1970) |
| .618 | (21-34) | vs. Virginia Tech (12-22-1979) |

Lowest Field Goal Pct.

| | | |
|------|---------|-----------------------------|
| .163 | (13-80) | at Kentucky (1-2-1960) |
| .229 | (11-48) | vs. Rice (11-22-2012) |
| .230 | (17-74) | Howard (1-3-1957) |
| .230 | (17-74) | at Alabama (12-17-1962) |
| .235 | (16-68) | Georgia (12-18-1956) |
| .247 | (20-81) | vs. Virginia (3-13-1992) |
| .250 | (15-60) | Alabama State (12-17-2012) |
| .254 | (16-63) | Tennessee (2-20-1962) |
| .254 | (16-63) | UNC Greensboro (12-31-1996) |
| .255 | (14-55) | Wofford (11-24-2000) |
| .255 | (13-51) | Alabama A&M (12-17-2003) |
| .255 | (13-51) | Alabama State (11-19-2004) |
| .256 | (20-78) | Tulane (2-8-1958) |

3-Point Field Goals

| | |
|----|--------------------------------|
| 16 | at Duke (1-4-2017) |
| 15 | Presbyterian (1-6-2008) |
| 15 | at Louisville (1-15-1994) |
| 15 | at Syracuse (3-4-2017) |
| 14 | at Clemson (1-24-2002) |
| 14 | North Carolina (2-2-2002) |
| 14 | at Illinois (11-26-2012) |
| 14 | vs. Boston College (3-14-2013) |
| 14 | Campbell (11-27-1995) |
| 13 | vs. Santa Clara (12-30-1995) |
| 13 | at Virginia (1-8-2000) |
| 13 | Pennsylvania (11-19-2001) |
| 13 | vs. Illinois (11-23-2001) |
| 13 | Duke (2-9-2002) |
| 13 | at NC State (1-14-2006) |
| 13 | Cornell (11-13-2015) |
| 13 | at Virginia Tech (2-13-2019) |
| 13 | North Carolina (1-29-2019) |

3-Point FG Attempts

| | |
|----|------------------------------------|
| 41 | at NC State (1-24-2004) |
| 40 | Marist (1-2-1990) |
| 38 | at Chattanooga (12-14-2009) |
| 36 | Cornell (1-2-2002) |
| 36 | at Virginia, ot (1-27-2008) |
| 35 | vs. Georgia (12-19-1990) |
| 35 | at NC State (3-6-2019) |
| 34 | North Texas (12-31-1997) |
| 33 | vs. Clemson (3-13-1993) |
| 33 | vs. Air Force (12-11-2004) |
| 33 | Belmont (3-19-2017) |
| 33 | at Syracuse (11-12-2019) |
| 32 | Miami (3-4-2009) |
| 32 | Tusculum (2-7-2017) |
| 31 | Furman (12-19-1994) |
| 31 | North Carolina (2-2-2002) |
| 31 | Gardner-Webb (12-1-2002) |
| 31 | Florida State (3-6-2004) |
| 31 | Wake Forest (1-27-2005) |
| 31 | Presbyterian (1-6-2008) |
| 31 | Cornell (11-13-2015) |
| 31 | Wofford (12-22-2016) |
| 31 | Duke (1-4-2017) |
| 30 | Georgia State (1-10-1989) |
| 30 | at NC State (1-8-1992) |
| 30 | Mount St. Mary's (12-18-1996) |
| 30 | at Duke (2-21-2001) |
| 30 | at Mercer (11-22-2008) |
| 30 | vs. Boston University (11-22-2009) |
| 30 | vs. Rice (11-22-2012) |
| 30 | at Syracuse (3-4-2017) |
| 30 | at Wofford (12-6-2017) |

Highest 3-Pt. FG Pct.

| | | |
|----------------------------|---------|-----------------------------|
| Minimum 10 attempts | | |
| .786 | (11-14) | at Clemson (1-12-2011) |
| .667 | (10-15) | vs. UNLV (3-31-1990) |
| .667 | (12-18) | at Duke (2-4-2010) |
| .647 | (11-17) | Duke (2-26-2003) |
| .643 | (9-14) | NC State (2-2-1983) |
| .643 | (9-14) | Maryland (1-4-1994) |
| .643 | (9-14) | vs. Wake Forest (3-10-1996) |
| .625 | (10-16) | NC State (2-3-1991) |

| | | |
|------|---------|-------------------------------|
| .625 | (10-16) | at North Carolina (1-29-2012) |
| .625 | (15-24) | at Syracuse (3-4-2017) |
| .615 | (8-13) | at North Carolina (1-8-1998) |
| .615 | (8-13) | vs. Maryland (3-6-1998) |
| .615 | (8-13) | vs. Michigan (12-1-1999) |
| .600 | (9-15) | vs. Michigan (11-26-1993) |
| .600 | (6-10) | Appalachian State (2-21-1983) |
| .600 | (9-15) | Wake Forest (1-18-2006) |
| .600 | (12-20) | at Louisville (2-8-2018) |

Free Throws

| | |
|----|-----------------------------------|
| 41 | Maryland (1-25-2005) |
| 37 | vs. Yale (12-28-1973) |
| 36 | North Carolina (2-11-1980) |
| 36 | at Virginia (2-14-1983) |
| 36 | at Virginia Tech (2-23-2008) |
| 35 | at Southern Methodist (12-1-1961) |
| 35 | at Jacksonville (2-8-1969) |
| 35 | at Wake Forest (3-2-2005) |

Free Throw Attempts

| | |
|----|------------------------------|
| 52 | at Rice, ot (12-16-1963) |
| 50 | at Alabama (1-23-1974) |
| 49 | at Virginia Tech (2-23-2008) |
| 47 | Georgia (2-27-1954) |
| 46 | vs. Yale (12-28-1973) |
| 46 | at Wake Forest (3-2-2005) |
| 45 | Auburn (2-8-1954) |
| 45 | Maryland (1-25-2006) |

Highest Free Throw Pct.

| | | |
|----------------------------|---------|-------------------------------|
| Minimum 10 attempts | | |
| 1.000 | (17-17) | vs. St. Joseph's (11-17-2011) |
| 1.000 | (14-14) | at Wake Forest (2-13-1989) |
| 1.000 | (12-12) | at Virginia (1-23-1988) |
| 1.000 | (12-12) | Wofford (12-1-2015) |
| 1.000 | (12-12) | VCU (12-15-2015) |
| 1.000 | (11-11) | at Virginia (1-4-1986) |
| 1.000 | (11-11) | vs. Villanova (3-15-1986) |
| 1.000 | (11-11) | at Virginia (2-18-1987) |
| 1.000 | (11-11) | Augusta (12-12-1987) |
| .955 | (21-22) | at Alabama (12-17-1962) |
| .950 | (19-20) | at Florida State (2-3-2004) |

Lowest Free Throw Pct.

| | | |
|----------------------------|---------|-----------------------------------|
| Minimum 10 attempts | | |
| .250 | (4-16) | vs. George Washington (3-18-2005) |
| .273 | (3-11) | at Louisville (1-15-1994) |
| .304 | (7-23) | Winston-Salem State (11-14-2008) |
| .313 | (5-16) | Georgia State (12-3-1977) |
| .313 | (5-16) | at LSU (12-14-1986) |
| .333 | (6-18) | Baylor (12-4-1958) |
| .333 | (5-15) | at LSU (2-9-1959) |
| .333 | (5-15) | Georgia State (1-10-1977) |
| .333 | (4-12) | North Texas (12-31-1997) |
| .333 | (7-21) | at Maryland (1-5-1993) |
| .333 | (10-30) | vs. Cornell (11-26-2003) |
| .333 | (4-12) | at Clemson (2-8-2005) |

Rebounds

| | |
|----|--------------------------------|
| 68 | Tennessee (1-24-1959) |
| 68 | at Auburn (2-27-1974) |
| 65 | at Kentucky (1-2-1960) |
| 63 | at Mississippi (1-14-1957) |
| 63 | Auburn (1-22-1958) |
| 63 | at Tennessee (1-27-1964) |
| 62 | Oklahoma City, 3ot (2-14-1959) |
| 62 | Vanderbilt, ot (1-16-1960) |
| 61 | at Alabama (1-23-1974) |
| 60 | Kentucky (1-25-1960) |
| 60 | Georgia (12-7-1967) |

Assists

| | |
|----|-------------------------------|
| 28 | at Maryland (2-16-2000) |
| 27 | at Florida State (2-21-1970) |
| 26 | Florida State (2-14-1966) |
| 26 | Chattanooga (12-4-1985) |
| 26 | North Carolina (3-2-1988) |
| 26 | at Clemson, ot (3-4-1989) |
| 26 | vs. Georgia (12-19-1990) |
| 26 | at Duke (1-11-1992) |
| 26 | at North Carolina (2-28-2009) |

Steals

| | |
|----|--------------------------------|
| 18 | Maryland (2-21-1999) |
| 17 | North Texas (12-31-1998) |
| 17 | NC State (2-6-2010) |
| 17 | Dayton (11-20-2013) |
| 16 | Last: vs. Maryland (3-12-2010) |

Blocked Shots

| | |
|----|--------------------------------|
| 13 | at Duke (2-5-2005) |
| 13 | at Alabama (1-23-1974) |
| 12 | Louisville (1-7-2017) |
| 11 | James Madison (11-20-1991) |
| 10 | vs. Arizona (2-17-1991) |
| 10 | at NC State (1-29-1986) |
| 10 | vs. LSU (3-17-1990) |
| 10 | vs. Massachusetts (12-22-1995) |
| 10 | vs. Mississippi (11-29-2013) |

OPPONENT INDIVIDUAL HIGHS

30-Point Games

| | |
|----|--|
| 51 | Frank Selvy, at Furman (2-11-1954) |
| 48 | Rodney Monroe, at NC State (1-13-1991) |
| 47 | Doug McKendrick, at Rice (12-6-1965) |
| 42 | Shammond Williams, North Carolina (2-8-1998)* |
| 41 | Will Solomon, at Clemson (1-24-2001) |
| 41 | vs. Olivier Hanlan, Boston College (3-14-2013) |
| 40 | KeKe Hicks, Coastal Carolina (11-28-1994) |
| 40 | Tyler Hanstbrough, North Carolina (2-15-2006) |
| 40 | James Florence, Mercer (11-27-2009) |
| 40 | Andrew White III, at Syracuse (3-4-2017) |
| 39 | Darrell Floyd, at Furman (1-13-1955) |
| 39 | Wayman Tisdale, at Oklahoma (12-18-1982) |
| 39 | Michael Jordan, at North Carolina (1-29-1983) |
| 38 | Ozie Edwards, Oklahoma City (2-28-1973) |
| 38 | Matt Carino, vs. Marquette (11-27-2014) |
| 37 | Grady Wallace, South Carolina (12-20-1956) |
| 37 | Johnny Arthurs, Tulane (2-15-1969) |
| 37 | Marshall Rodgers, Pan American (11-28-1975) |
| 37 | Chris McGuffie, Mount St. Mary's (12-18-1995) |
| 37 | Shamorie Ponds, St. John's (12-1-2018)</ |

CAREER STATISTICS OF TOP TECH PLAYERS

TONY AKINS

Guard • 5-11 • 185 • Lilburn, Ga.

- Second-team All-ACC as a senior (2002)
- 11th at Tech in scoring, fourth in assists
- Second in career three-point FG, sixth in steals



Career Statistics

| Year | G | GS | FG | FGA | Pct | 3P | 3PA | Pct | FT | FTA | Pct | Reb | Avg | A | Bl | St | Pts | Avg |
|---------|-----|-----|-----|------|------|-----|-----|------|-----|-----|------|-----|-----|-----|----|-----|------|------|
| 1998-99 | 31 | 31 | 108 | 344 | .316 | 57 | 198 | .288 | 76 | 114 | .667 | 114 | 3.7 | 148 | 1 | 44 | 349 | 11.3 |
| 1999-00 | 30 | 26 | 111 | 301 | .369 | 68 | 185 | .368 | 55 | 71 | .775 | 99 | 3.3 | 108 | 2 | 35 | 345 | 11.5 |
| 2000-01 | 30 | 29 | 140 | 318 | .440 | 78 | 186 | .419 | 78 | 103 | .757 | 104 | 3.5 | 128 | 0 | 35 | 436 | 14.5 |
| 2001-02 | 31 | 31 | 170 | 406 | .419 | 98 | 243 | .403 | 90 | 108 | .833 | 118 | 3.8 | 176 | 0 | 59 | 528 | 17.0 |
| Total | 122 | 117 | 529 | 1369 | .386 | 301 | 812 | .371 | 299 | 396 | .755 | 435 | 3.6 | 560 | 3 | 173 | 1658 | 13.6 |

KENNY ANDERSON

Guard • 6-2 • 166 • Rego Park, N.Y.

- Consensus first-team All-America, 1991
- Second-team All-America, 1990
- Two-time All-ACC, 1990-91
- ACC Rookie of the Year, 1990
- National Freshman of the Year, 1990
- Georgia Tech Hall of Fame, 2002
- Second pick in 1991 NBA draft (New Jersey Nets)
- Holds Tech single-game scoring record (50 points)



Career Statistics

| Year | G | GS | FG | FGA | Pct | 3P | 3PA | Pct | FT | FTA | Pct | Reb | Avg | A | Bl | St | Pts | Avg |
|---------|----|----|-----|------|------|-----|-----|------|-----|-----|------|-----|-----|-----|----|-----|------|------|
| 1989-90 | 35 | 35 | 283 | 549 | .515 | 48 | 117 | .410 | 107 | 146 | .733 | 193 | 5.5 | 285 | 3 | 79 | 721 | 20.6 |
| 1990-91 | 30 | 30 | 278 | 636 | .437 | 65 | 185 | .351 | 155 | 187 | .829 | 171 | 5.7 | 169 | 2 | 89 | 776 | 25.9 |
| Total | 65 | 65 | 561 | 1185 | .473 | 113 | 302 | .374 | 262 | 333 | .787 | 364 | 5.6 | 454 | 5 | 168 | 1497 | 23.0 |

DREW BARRY

Guard • 6-5 • 190 • Danville, Calif.

- All-ACC, 1996 (2nd team)
- ACC All-Freshman, 1993
- Academic All-ACC, 1993, 1996
- Tech's all-time leader in assists
- Led ACC in assists three straight years, 1994-96
- Second-round pick by Seattle in 1996 NBA Draft



Career Statistics

| Year | G | GS | FG | FGA | Pct | 3P | 3PA | Pct | FT | FTA | Pct | Reb | Avg | A | Bl | St | Pts | Avg |
|---------|-----|----|-----|-----|------|-----|-----|------|-----|-----|------|-----|-----|-----|----|-----|------|------|
| 1992-93 | 30 | 13 | 80 | 171 | .468 | 25 | 78 | .321 | 33 | 41 | .805 | 102 | 3.4 | 164 | 9 | 42 | 218 | 7.3 |
| 1993-94 | 24 | 22 | 61 | 145 | .421 | 27 | 81 | .333 | 45 | 58 | .776 | 82 | 3.4 | 141 | 6 | 40 | 194 | 8.1 |
| 1994-95 | 27 | 27 | 119 | 232 | .513 | 50 | 117 | .427 | 73 | 97 | .753 | 131 | 4.9 | 181 | 13 | 46 | 361 | 13.4 |
| 1996 | 36 | 36 | 149 | 367 | .406 | 77 | 209 | .371 | 105 | 133 | .789 | 167 | 4.7 | 238 | 13 | 65 | 480 | 13.3 |
| Total | 117 | 98 | 409 | 915 | .447 | 179 | 485 | .369 | 256 | 329 | .778 | 482 | 4.1 | 724 | 41 | 193 | 1253 | 10.5 |

JON BARRY

Guard • 6-5 • 195 • Danville, Calif.

- All-ACC, 1992 (3rd)
- NBA first-round draft pick by Boston in 1992



Career Statistics

| Year | G | GS | FG | FGA | Pct | 3P | 3PA | Pct | FT | FTA | Pct | Reb | Avg | A | Bl | St | Pts | Avg |
|---------|----|----|-----|-----|------|-----|-----|------|-----|-----|------|-----|-----|-----|----|-----|------|------|
| 1990-91 | 30 | 30 | 180 | 405 | .444 | 77 | 209 | .368 | 41 | 56 | .732 | 110 | 3.7 | 110 | 16 | 53 | 478 | 15.9 |
| 1991-92 | 35 | 35 | 201 | 468 | .429 | 99 | 265 | .374 | 101 | 145 | .697 | 152 | 4.3 | 207 | 8 | 71 | 602 | 17.2 |
| Total | 65 | 65 | 381 | 873 | .436 | 176 | 474 | .371 | 142 | 201 | .706 | 262 | 4.0 | 317 | 24 | 124 | 1080 | 16.6 |

TRAVIS BEST

Guard • 5-11 • 186 • Springfield, Mass.

- Second-team all-America, 1995
- All-ACC second-team, 1994 and 1995; third-team in 1993
- One of only six 2,000-point scorers in Tech history
- First-round pick by Indiana Pacers in 1995



Career Statistics

| Year | G | GS | FG | FGA | Pct | 3P | 3PA | Pct | FT | FTA | Pct | Reb | Avg | A | Bl | St | Pts | Avg |
|---------|-----|-----|-----|------|------|-----|-----|------|-----|-----|------|-----|-----|-----|----|-----|------|------|
| 1991-92 | 35 | 33 | 151 | 336 | .449 | 56 | 145 | .386 | 72 | 98 | .735 | 89 | 2.5 | 198 | 0 | 48 | 430 | 12.3 |
| 1992-93 | 30 | 30 | 163 | 345 | .472 | 80 | 175 | .457 | 82 | 109 | .752 | 94 | 3.1 | 176 | 6 | 51 | 488 | 16.3 |
| 1993-94 | 29 | 29 | 180 | 390 | .462 | 49 | 144 | .340 | 123 | 142 | .866 | 104 | 3.6 | 167 | 3 | 58 | 532 | 18.3 |
| 1994-95 | 30 | 30 | 209 | 469 | .446 | 73 | 192 | .380 | 116 | 137 | .847 | 95 | 3.2 | 151 | 6 | 60 | 607 | 20.2 |
| Total | 124 | 122 | 703 | 1540 | .456 | 258 | 656 | .393 | 393 | 486 | .809 | 382 | 3.1 | 692 | 15 | 217 | 2057 | 16.6 |

BUD BLEMKER

Guard • 5-10 • 181 • Huntingburg, Ind.

- All-SEC, 1958 and 1959
- Georgia Tech Hall of Fame, 1965




Career Statistics

| Year | G | FG | FGA | Pct | 3P | 3PA | Pct | FT | FTA | Pct | Reb | Avg | A | Bl | St | Pts | Avg |
|---------|----|-----|------|------|----|-----|-----|-----|-----|------|-----|-----|---|----|----|------|------|
| 1956-57 | 26 | 161 | 421 | .382 | - | - | - | 104 | 125 | .832 | 140 | 5.4 | - | - | - | 426 | 16.4 |
| 1957-58 | 26 | 182 | 471 | .386 | - | - | - | 88 | 111 | .793 | 128 | 4.9 | - | - | - | 452 | 17.4 |
| 1958-59 | 26 | 158 | 406 | .389 | - | - | - | 72 | 109 | .661 | 109 | 4.2 | - | - | - | 388 | 14.9 |
| Totals | 77 | 501 | 1298 | .386 | - | - | - | 264 | 327 | .807 | 377 | 4.8 | - | - | - | 1266 | 16.2 |

CHRIS BOSH

Forward • 6-10 • 210 • Lancaster, Texas

- All-ACC second-team, 2003
- ACC Rookie of the Year, 2003
- USBWA Freshman All-America, 2003
- USBWA, NABC all-district, 2003
- Fourth overall pick in 2003 NBA Draft (Toronto)



Career Statistics

| Year | G | GS | FG | FGA | Pct | 3P | 3PA | Pct | FT | FTA | Pct | Reb | Avg | A | Bl | St | Pts | Avg |
|---------|----|----|-----|-----|------|----|-----|------|-----|-----|------|-----|-----|----|----|----|-----|------|
| 2002-03 | 31 | 31 | 168 | 300 | .560 | 22 | 46 | .478 | 127 | 174 | .730 | 278 | 9.0 | 38 | 67 | 30 | 485 | 15.6 |

TICO BROWN

Guard • 6-5 • 203 • Kokomo, Ind.

- First-team All-Metro honors in 1977
- Second-team All-Metro in 1978
- Second-round draft pick by Utah Jazz in 1979



Career Statistics

| Year | G | FG | FGA | Pct | 3P | 3PA | Pct | FT | FTA | Pct | Reb | Avg | A | Bl | St | Pts | Avg |
|---------|----|-----|------|------|----|-----|-----|-----|-----|------|-----|-----|----|----|----|------|------|
| 1976-77 | 28 | 191 | 386 | .495 | - | - | - | 78 | 95 | .821 | 152 | 5.4 | 35 | 18 | 16 | 460 | 16.4 |
| 1977-78 | 27 | 182 | 379 | .480 | - | - | - | 71 | 96 | .740 | 133 | 4.9 | 40 | 6 | 32 | 435 | 16.1 |
| 1978-79 | 26 | 171 | 374 | .457 | - | - | - | 71 | 92 | .772 | 102 | 3.9 | 24 | 0 | 16 | 413 | 15.9 |
| Total | 81 | 544 | 1139 | .478 | - | - | - | 220 | 283 | .777 | 387 | 4.8 | 99 | 24 | 64 | 1308 | 16.1 |

JIM CALDWELL

Center • 6-10 • 234 • Lawrenceburg, Ind.

- All-SEC, 1963 & 1964
- Academic All-America (2nd), 1964
- Academic All-SEC, 1963 & 1964
- Georgia Tech Hall of Fame, 1976



Career Statistics

| Year | G | FG | FGA | Pct | 3P | 3PA | Pct | FT | FTA | Pct | Reb | Avg | A | Bl | St | Pts | Avg |
|---------|----|-----|------|------|----|-----|-----|-----|-----|------|-----|------|---|----|----|------|------|
| 1962-63 | 26 | 141 | 331 | .426 | - | - | - | 75 | 98 | .765 | 283 | 10.9 | - | - | - | 357 | 13.7 |
| 1963-64 | 26 | 148 | 381 | .388 | - | - | - | 67 | 114 | .588 | 364 | 14.0 | - | - | - | 363 | 14.0 |
| 1964-65 | 25 | 172 | 427 | .402 | - | - | - | 90 | 140 | .642 | 346 | 13.8 | - | - | - | 434 | 17.4 |
| Totals | 77 | 461 | 1139 | .405 | - | - | - | 232 | 352 | .659 | 993 | 12.9 | - | - | - | 1154 | 15.0 |

LEWIS CLINCH

Guard • 6-3 • 196 • Cordele, Ga.

- ACC All-Tournament, 2009
- Finished career ninth at Tech in three-point field goals, 37th in points



Career Statistics

| Year | G | GS | FG | FGA | Pct | 3P | 3PA | Pct | FT | FTA | Pct | Reb | Avg | A | Bl | St | Pts | Avg |
|---------|----|----|-----|-----|------|-----|-----|------|-----|-----|------|-----|-----|-----|----|----|------|------|
| 2005-06 | 23 | 8 | 78 | 194 | .402 | 31 | 76 | .408 | 17 | 30 | .567 | 65 | 2.8 | 48 | 1 | 18 | 204 | 8.9 |
| 2006-07 | 14 | 12 | 66 | 124 | .532 | 30 | 63 | .476 | 23 | 30 | .767 | 27 | 1.9 | 13 | 0 | 13 | 185 | 13.2 |
| 2007-08 | 32 | 14 | 105 | 264 | .398 | 44 | 132 | .333 | 33 | 51 | .647 | 62 | 1.9 | 42 | 4 | 19 | 287 | 9.0 |
| 2008-09 | 24 | 24 | 128 | 346 | .370 | 71 | 210 | .338 | 45 | 66 | .682 | 84 | 3.5 | 72 | 4 | 16 | 372 | 15.5 |
| TOTAL | 93 | 58 | 377 | 928 | .406 | 176 | 481 | .366 | 118 | 177 | .667 | 238 | 2.6 | 175 | 9 | 66 | 1048 | 11.3 |

JASON COLLIER

Forward • 7-0 • 255 • Springfield, Ohio

- Two-time second-team All-ACC selection
- Two seasons at Tech (denoted by *) after transferring from Indiana
- Became first Jacket to lead ACC in rebounding in 2000
- 15th overall pick by Milwaukee in 2000 NBA Draft



Career Statistics


| Year | G | GS | FG | FGA | Pct | 3P | 3PA | Pct | FT | FTA | Pct | Reb | Avg | A | Bl | St | Pts | Avg |
|----------|----|----|-----|-----|------|----|-----|------|-----|-----|------|-----|-----|----|----|----|-----|------|
| 1998-99* | 25 | 25 | 153 | 347 | .441 | 32 | 90 | .356 | 92 | 128 | .719 | 182 | 7.3 | 36 | 34 | 15 | 430 | 17.2 |
| 1999-00* | 30 | 30 | 178 | 376 | .473 | 31 | 84 | .369 | 122 | 166 | .735 | 276 | 9.2 | 49 | 33 | 23 | 509 | 17.0 |
| Total* | 55 | 55 | 331 | 723 | .458 | 63 | 174 | .362 | 214 | 294 | .728 | 458 | 8.3 | 85 | 67 | 38 | 939 | 17.1 |

CAREER STATISTICS OF TOP TECH PLAYERS

JAVARIS CRITTENTON

Guard • 6-5 • 198 • Atlanta, Ga.

- Third-team All-ACC, ACC All-Freshman team, 2007
- Freshman All-America, 2007
- 19th pick in the 2007 NBA draft (Los Angeles Lakers)




Career Statistics

| Year | G-GS | FG- FGA | Pct | 3P-3PA | Pct | FT-FTA | Pct | Reb | Avg | A | Bl | St | Pts | Avg |
|---------|-------|---------|------|--------|------|---------|------|-----|-----|-----|-----|----|-----|------|
| 2006-07 | 32-31 | 158-351 | .450 | 36-101 | .356 | 108-138 | .783 | 119 | 3.7 | 184 | 124 | 2 | 65 | 14.4 |

BRUCE DALRYMPLE

Guard • 6-4 • 209 • Manhattan, N.Y.

- All-ACC, 1986 (2nd team), ACC Rookie of the Year, 1984
- Recorded the first triple-double in Tech history
- Georgia Tech Hall of Fame, 1994
- Second-round pick by Phoenix in 1987 NBA draft



Career Statistics

| Year | G-GS | FG- FGA | Pct | 3P-3PA | Pct | FT-FTA | Pct | Reb | Avg | A | Bl | St | Pts | Avg |
|---------|---------|----------|------|--------|------|---------|------|-----|-----|-----|----|-----|------|------|
| 1983-84 | 29-29 | 148-310 | .477 | - | - | 98-130 | .754 | 201 | 6.9 | 65 | 5 | 41 | 394 | 13.6 |
| 1984-85 | 35-35 | 172-343 | .501 | - | - | 109-150 | .727 | 206 | 5.9 | 135 | 4 | 65 | 453 | 12.9 |
| 1985-86 | 34-34 | 151-290 | .521 | - | - | 64-101 | .634 | 171 | 5.0 | 138 | 2 | 70 | 366 | 10.8 |
| 1986-87 | 28-28 | 143-326 | .439 | 12-45 | .267 | 77-107 | .720 | 166 | 5.9 | 108 | 2 | 51 | 375 | 13.4 |
| Total | 126-126 | 614-1269 | .484 | 12-45 | .267 | 348-488 | .713 | 744 | 5.9 | 446 | 13 | 227 | 1588 | 12.6 |

MELVIN DOLD

Guard • 6-2 • 190 • Flora, Ill.

- Georgia Tech Hall of Fame, 1951



Career Statistics

| Year | G | FG- FGA | Pct | 3P-3PA | Pct | FT-FTA | Pct | Reb | Avg | A | Bl | St | Pts | Avg |
|---------|-----|---------|-----|--------|-----|--------|------|-----|-----|---|----|----|------|------|
| 1947-48 | 25 | 115- | - | - | - | 47- | - | - | - | - | - | - | 277 | 11.1 |
| 1948-49 | 23 | 122- | - | - | - | 41-74 | .554 | - | - | - | - | - | 285 | 12.4 |
| 1949-50 | 27 | 117- | - | - | - | 65-112 | .580 | - | - | - | - | - | 299 | 11.1 |
| 1950-51 | 25 | 88- | - | - | - | 43-71 | .606 | - | - | - | - | - | 219 | 8.8 |
| Total | 100 | 442- | - | - | - | 196- | - | - | - | - | - | - | 1080 | 10.8 |

SAMMY DRUMMER

Forward • 6-5 • 208 • Muncie, Ind.

- First-team All-Metro Conference, 1978
- Selected by Houston Rockets in 1979 NBA draft



Career Statistics

| Year | G | FG- FGA | Pct | 3P-3PA | Pct | FT-FTA | Pct | Reb | Avg | A | Bl | St | Pts | Avg |
|---------|----|----------|------|--------|-----|---------|------|-----|-----|----|----|----|------|------|
| 1977-78 | 27 | 232-504 | .460 | - | - | 104-128 | .813 | 166 | 6.1 | 49 | 4 | 39 | 568 | 21.0 |
| 1978-79 | 26 | 257-556 | .462 | - | - | 102-146 | .699 | 177 | 6.8 | 39 | 3 | 51 | 616 | 23.7 |
| Total | 53 | 489-1060 | .461 | - | - | 206-274 | .752 | 343 | 6.5 | 88 | 7 | 90 | 1184 | 22.3 |

B.J. ELDER

Guard • 6-4 • 218 • Madison, Ga.

- AP All-American (HM), 2004
- All-ACC second team (2004), third team (2003)
- USBWA, NABC all-district, 2004
- Wooden Award finalist, 2004



Career Statistics

| Year | G-GS | FG- FGA | Pct | 3P-3PA | Pct | FT-FTA | Pct | Reb | Avg | A | Bl | St | Pts | Avg |
|---------|--------|----------|------|---------|------|---------|------|-----|-----|-----|----|-----|------|------|
| 2001-02 | 31-13 | 115-269 | .428 | 41-114 | .360 | 37-47 | .787 | 66 | 2.1 | 44 | 3 | 27 | 308 | 9.9 |
| 2002-03 | 30-28 | 171-371 | .461 | 61-154 | .396 | 47-68 | .691 | 79 | 2.6 | 73 | 2 | 33 | 450 | 15.0 |
| 2003-04 | 38-36 | 194-468 | .415 | 77-206 | .374 | 103-132 | .780 | 105 | 2.8 | 53 | 4 | 28 | 568 | 14.9 |
| 2004-05 | 23-21 | 107-268 | .399 | 43-126 | .341 | 33-46 | .717 | 53 | 2.3 | 26 | 3 | 18 | 290 | 12.6 |
| Total | 122-98 | 587-1376 | .427 | 222-600 | .370 | 220-293 | .751 | 303 | 2.5 | 196 | 12 | 106 | 1616 | 13.2 |

DERRICK FAVORS

Forward • 6-10 • 246 • Atlanta, Ga.

- ACC Rookie of the Year, 2010; ACC All-Freshman team, 2010
- The Sporting News Freshman All-America, 2003
- Third overall pick in 2010 NBA Draft (New Jersey)




Career Statistics

| Year | G-GS | FG- FGA | Pct | 3P-3PA | Pct | FT-FTA | Pct | Reb | Avg | A | Bl | St | Pts | Avg |
|---------|-------|---------|------|--------|------|--------|------|-----|-----|----|----|----|-----|------|
| 2009-10 | 36-35 | 179-293 | .611 | 0-1 | .000 | 90-143 | .628 | 303 | 8.4 | 37 | 90 | 32 | 448 | 12.4 |

DUANE FERRELL

Forward • 6-7 • 209 • Baltimore, Md.

- All-ACC (2nd team), 1987 and 1988
- ACC Rookie of the Year, 1985
- Georgia Tech Hall of Fame, 1995
- Signed NBA free agent contract and played 11 years




Career Statistics

| Year | G-GS | FG- FGA | Pct | 3P-3PA | Pct | FT-FTA | Pct | Reb | Avg | A | Bl | St | Pts | Avg |
|---------|---------|----------|------|--------|------|---------|------|-----|-----|-----|----|-----|------|------|
| 1984-85 | 32-28 | 117-232 | .504 | - | - | 56-98 | .571 | 131 | 4.1 | 71 | 4 | 13 | 290 | 9.1 |
| 1985-86 | 34-33 | 172-289 | .595 | - | - | 69-91 | .758 | 168 | 4.9 | 95 | 17 | 33 | 413 | 12.1 |
| 1986-87 | 29-29 | 201-387 | .519 | 6-15 | .400 | 112-138 | .811 | 170 | 5.9 | 79 | 7 | 34 | 520 | 17.9 |
| 1987-88 | 32-32 | 230-432 | .532 | 4-14 | .286 | 131-175 | .749 | 211 | 6.6 | 44 | 24 | 39 | 595 | 18.6 |
| Total | 127-122 | 720-1340 | .537 | 10-29 | .345 | 368-502 | .733 | 680 | 5.4 | 289 | 52 | 119 | 1818 | 14.3 |

JASON FLOYD

Forward • 6-6 • 205 • Hampton, Ga.

- Two-year starter under coach Bobby Cremins (1999-2000)
- Led Tech in free throw shooting in 1998-99
- Finished career among Tech's career leaders in three-point field goals



Career Statistics

| Year | G-GS | FG- FGA | Pct | 3P-3PA | Pct | FT-FTA | Pct | Reb | Avg | A | Bl | St | Pts | Avg |
|---------|--------|---------|------|---------|------|---------|------|-----|-----|-----|----|----|------|------|
| 1996-97 | 27-4 | 38-115 | .330 | 14-62 | .226 | 14-17 | .824 | 43 | 1.6 | 19 | 3 | 10 | 104 | 3.9 |
| 1997-98 | 33-1 | 71-182 | .390 | 44-114 | .386 | 26-37 | .703 | 79 | 2.4 | 35 | 7 | 17 | 212 | 6.4 |
| 1998-99 | 31-31 | 150-375 | .400 | 69-211 | .327 | 48-57 | .842 | 148 | 4.8 | 60 | 14 | 36 | 417 | 13.5 |
| 1999-00 | 30-26 | 104-260 | .400 | 42-135 | .311 | 32-44 | .727 | 107 | 3.6 | 36 | 10 | 16 | 282 | 9.4 |
| Total | 121-62 | 363-932 | .389 | 169-522 | .324 | 120-155 | .774 | 377 | 3.1 | 150 | 34 | 79 | 1015 | 8.4 |

JAMES FORREST

Forward • 6-8 • 243 • Atlanta, Ga.

- All-ACC first team, 1994
- All-ACC third team, 1995
- Everett Case Award (ACC Tournament MVP), 1993
- Freshman All-America, 1992



Career Statistics

| Year | G-GS | FG- FGA | Pct | 3P-3PA | Pct | FT-FTA | Pct | Reb | Avg | A | Bl | St | Pts | Avg |
|---------|---------|----------|------|--------|------|---------|------|-----|-----|-----|----|-----|------|------|
| 1991-92 | 35-34 | 195-383 | .509 | 1-4 | .250 | 75-106 | .708 | 224 | 6.4 | 64 | 19 | 31 | 466 | 13.3 |
| 1992-93 | 30-29 | 246-454 | .542 | 2-4 | .500 | 92-134 | .687 | 226 | 7.5 | 43 | 28 | 31 | 586 | 19.5 |
| 1993-94 | 25-22 | 187-400 | .468 | 0-6 | .000 | 101-141 | .716 | 198 | 7.9 | 36 | 18 | 19 | 475 | 19.0 |
| 1994-95 | 24-23 | 184-377 | .488 | 0-4 | .000 | 83-125 | .664 | 198 | 8.3 | 38 | 23 | 34 | 451 | 18.8 |
| Total | 114-108 | 812-1614 | .503 | 3-18 | .167 | 351-506 | .694 | 846 | 7.4 | 181 | 88 | 115 | 1978 | 17.4 |

MARCUS GEORGES-HUNT

Guard • 6-5 • 218 • College Park, Ga.

- All-ACC second-team (coaches), third-team (media), 2016
- ACC All-Academic team, 2014
- ACC Honor Roll, 2014




Career Statistics

| Year | G-GS | FG- FGA | Pct | 3P-3PA | Pct | FT-FTA | Pct | Reb | Avg | A | Bl | St | Pts | Avg |
|---------|---------|----------|------|---------|------|---------|------|-----|-----|-----|----|-----|------|------|
| 2012-13 | 31-30 | 123-289 | .426 | 32-96 | .333 | 56-89 | .629 | 151 | 4.9 | 46 | 3 | 24 | 334 | 10.8 |
| 2013-14 | 33-33 | 133-320 | .416 | 29-85 | .341 | 91-135 | .674 | 142 | 4.3 | 68 | 5 | 27 | 386 | 11.7 |
| 2014-15 | 30-30 | 135-313 | .431 | 21-73 | .288 | 116-152 | .763 | 165 | 5.5 | 54 | 4 | 39 | 407 | 13.6 |
| 2015-16 | 36-36 | 178-392 | .454 | 40-117 | .342 | 205-249 | .823 | 122 | 3.4 | 119 | 16 | 31 | 601 | 16.7 |
| TOTAL | 130-129 | 569-1314 | .433 | 122-371 | .329 | 468-625 | .749 | 580 | 4.5 | 287 | 28 | 121 | 1728 | 13.3 |

TOM HAMMONDS

Forward • 6-9 • 227 • Crestview, Fla.

- Third-team All-America, 1989
- All-ACC first-team, 1988 & 1989; second-team, 1987
- #20 jersey retired, March 1, 1989
- First-round pick by Washington in 1989 NBA Draft
- Inducted into Georgia Tech Hall of Fame, 1996



Career Statistics

| Year | G-GS | FG- FGA | Pct | 3P-3PA | Pct | FT-FTA | Pct | Reb | Avg | A | Bl | St | Pts | Avg |
|---------|---------|----------|------|--------|------|---------|------|-----|-----|-----|----|----|------|------|
| 1985-86 | 34-33 | 168-276 | .609 | - | - | 80-93 | .816 | 219 | 6.4 | 37 | 11 | 14 | 416 | 12.2 |
| 1986-87 | 29-29 | 206-362 | .569 | 0-0 | .000 | 59-74 | .797 | 208 | 7.2 | 41 | 15 | 12 | 471 | 16.2 |
| 1987-88 | 30-30 | 229-403 | .568 | 0-0 | .000 | 109-132 | .826 | 216 | 7.2 | 40 | 20 | 10 | 567 | 18.9 |
| 1988-89 | 30-30 | 250-465 | .538 | 1-3 | .333 | 126-163 | .773 | 242 | 8.1 | 51 | 26 | 14 | 627 | 20.9 |
| Total | 123-122 | 853-1506 | .566 | 1-3 | .333 | 374-462 | .810 | 885 | 7.2 | 169 | 72 | 50 | 2081 | 16.9 |

CAREER STATISTICS OF TOP TECH PLAYERS

MATT HARPRING

Forward • 6-8 • 225 • Dunwoody, Ga.

- First-team All-America, 1998
- Academic All-America, 1997 (2nd) & 1998 (1st)
- Three-time all-ACC first team, 1996-98
- NCAA & ACC Postgraduate Scholarships
- ACC All-Freshman, 1995
- #15 jersey retired, Feb. 28, 1998
- Tech's career leader in FT made and attempted
- Second in Tech history in career points, rebounds
- Finalist for Wooden and Naismith awards, 1998
- 15th pick in the 1998 NBA draft by the Orlando Magic




Career Statistics

| Year | G-GS | FG- FGA | Pct | 3P-3PA | Pct | FT-FTA | Pct | Reb | Avg | A | Bl | St | Pts | Avg |
|---------|---------|----------|------|---------|------|---------|------|-----|-----|-----|----|-----|------|------|
| 1994-95 | 29-24 | 121- 250 | .484 | 28- 73 | .384 | 81-110 | .736 | 180 | 6.2 | 68 | 7 | 39 | 351 | 12.1 |
| 1995-96 | 36-36 | 233- 457 | .510 | 66-154 | .429 | 138-181 | .762 | 293 | 8.1 | 79 | 5 | 61 | 670 | 18.6 |
| 1996-97 | 27-27 | 169- 410 | .412 | 65-190 | .342 | 110-163 | .675 | 222 | 8.2 | 60 | 10 | 32 | 513 | 19.0 |
| 1997-98 | 32-32 | 230- 504 | .456 | 52-168 | .299 | 179-221 | .810 | 302 | 9.4 | 82 | 7 | 44 | 691 | 21.6 |
| Total | 124-119 | 753-1621 | .465 | 211-585 | .361 | 508-675 | .753 | 997 | 8.0 | 289 | 29 | 176 | 2225 | 17.9 |

LENNY HORTON

Forward • 6-7 • 190 • Vauxhall, N.J.

- Honorable mention All-Metro, 1978
- Drafted by Seattle Supersonics, 1980
- Metro All-Freshman, 1977
- Inducted into Georgia Tech Hall of Fame, 1985




Career Statistics

| Year | G | FG- FGA | Pct | 3P-3PA | Pct | FT-FTA | Pct | Reb | Avg | A | Bl | St | Pts | Avg |
|---------|-----|----------|------|--------|-----|---------|------|-----|-----|-----|----|----|------|------|
| 1976-77 | 28 | 100- 213 | .469 | - | - | 89-119 | .748 | 134 | 4.8 | 39 | 3 | 14 | 289 | 10.3 |
| 1977-78 | 27 | 107- 175 | .611 | - | - | 80-103 | .777 | 202 | 7.5 | 33 | 8 | 16 | 294 | 10.9 |
| 1978-79 | 26 | 136- 223 | .610 | - | - | 65- 78 | .833 | 198 | 7.6 | 41 | 11 | 28 | 337 | 13.0 |
| 1979-80 | 26 | 171- 293 | .584 | - | - | 104-127 | .819 | 170 | 6.5 | 44 | 5 | 36 | 446 | 17.2 |
| Total | 107 | 514- 904 | .568 | - | - | 338-427 | .791 | 704 | 6.6 | 157 | 27 | 94 | 1411 | 13.2 |

JARRETT JACK

Guard • 6-3 • 202 • Fort Washington, Md.

- Honorable mention All-American, 2005
- All-ACC second team, 2005; third team, 2004
- ACC All-Tournament team, 2005
- USBWA All-District, 2005
- First-round draft choice, Denver, 2005 (traded to Portland)



Career Statistics

| Year | G-GS | FG- FGA | Pct | 3P-3PA | Pct | FT-FTA | Pct | Reb | Avg | A | Bl | St | TP | Avg |
|---------|---------|----------|------|--------|------|---------|------|-----|-----|-----|----|-----|------|------|
| 2002-03 | 31-31 | 97- 213 | .455 | 17- 60 | .283 | 83-118 | .703 | 110 | 3.5 | 185 | 3 | 51 | 294 | 9.5 |
| 2003-04 | 38-38 | 145- 318 | .456 | 30- 95 | .316 | 154-192 | .802 | 185 | 4.9 | 213 | 5 | 74 | 474 | 12.5 |
| 2004-05 | 32-31 | 164- 319 | .514 | 46-104 | .442 | 123-142 | .866 | 155 | 4.8 | 145 | 3 | 58 | 497 | 15.5 |
| Total | 101-100 | 406- 850 | .478 | 93-259 | .359 | 360-452 | .796 | 450 | 4.5 | 543 | 11 | 183 | 1265 | 12.5 |

ALVIN JONES

Center • 6-11 • 265 • Lakeland, Fla.

- All-ACC first-team, 2001
- ACC All-Defensive Team, 1998-01
- Has Tech records for blocks in a game, season, career
- Second player in Tech annals with 1,000 pts/1,000 rebs
- Drafted by the Philadelphia 76ers



Career Statistics

| Year | G-GS | FG- FGA | Pct | 3P-3PA | Pct | FT-FTA | Pct | Reb | Avg | A | Bl | St | Pts | Avg |
|---------|---------|----------|------|--------|------|---------|------|------|------|-----|-----|----|------|------|
| 1997-98 | 33-31 | 80- 161 | .497 | 0- 1 | .000 | 64-115 | .557 | 220 | 6.7 | 28 | 141 | 18 | 224 | 6.8 |
| 1998-99 | 31-28 | 145- 277 | .523 | 0- 0 | .000 | 105-201 | .522 | 302 | 9.7 | 53 | 107 | 18 | 395 | 12.7 |
| 1999-00 | 30-29 | 91- 205 | .444 | 0- 1 | .000 | 110-179 | .615 | 241 | 8.0 | 43 | 76 | 24 | 292 | 9.7 |
| 2000-01 | 30-30 | 134- 278 | .482 | 0- 2 | .000 | 133-223 | .596 | 312 | 10.4 | 46 | 101 | 28 | 401 | 13.4 |
| Total | 124-118 | 450- 921 | .489 | 0- 4 | .000 | 412-718 | .574 | 1075 | 8.7 | 170 | 425 | 88 | 1312 | 10.6 |

ROGER KAISER

Guard • 6-1 • 190 • Dale, Ind.

- Consensus first-team All-America in 1961
- First-team All-America in 1960
- SEC Player of the Year, 1961
- Two-time All-SEC, 1960-61
- #21 jersey retired, 1961
- Finished with Tech career records for points, average
- Georgia Tech Hall of Fame, 1966
- NCAA Silver Anniversary Award, 1986



Career Statistics

| Year | G | FG- FGA | Pct | 3P-3PA | Pct | FT-FTA | Pct | Reb | Avg | A | Bl | St | Pts | Avg |
|---------|----|----------|------|--------|-----|---------|------|-----|-----|---|----|----|------|------|
| 1958-59 | 26 | 138- 342 | .404 | - | - | 106-127 | .835 | 182 | 7.0 | - | - | - | 382 | 14.7 |
| 1959-60 | 28 | 237- 503 | .471 | - | - | 164-190 | .863 | 154 | 5.5 | - | - | - | 638 | 22.8 |
| 1960-61 | 26 | 216- 517 | .418 | - | - | 176-203 | .867 | 106 | 4.1 | - | - | - | 608 | 23.4 |
| Total | 80 | 591-1362 | .434 | - | - | 446-520 | .858 | 442 | 5.5 | - | - | - | 1628 | 20.4 |

BOBBY KIMMEL

Guard • 6-3 • 175 • Panama City, Fla.

- All-SEC, 1956 and 1957
- Georgia Tech Hall of Fame, 1963



Career Statistics

| Year | G | FG- FGA | Pct | 3P-3PA | Pct | FT-FTA | Pct | Reb | Avg | A | Bl | St | Pts | Avg |
|---------|----|----------|------|--------|-----|---------|------|-----|-----|---|----|----|------|------|
| 1954-55 | 25 | 119- 361 | .330 | - | - | 122-170 | .718 | - | - | - | - | - | 360 | 14.4 |
| 1955-56 | 23 | 137- 342 | .401 | - | - | 159-207 | .768 | 204 | 8.9 | - | - | - | 433 | 18.8 |
| 1956-57 | 26 | 125- 367 | .341 | - | - | 143-216 | .662 | 223 | 8.6 | - | - | - | 393 | 15.1 |
| Total | 98 | 381-1070 | .356 | - | - | 424-593 | .715 | - | - | - | - | - | 1363 | 13.9 |

BEN LAMMERS

Center • 6-10 • 234 • San Antonio, Texas

- All-ACC second-team and ACC Defensive Player of the Year in 2017
- ACC All-Defensive team in 2018
- Finished career 10th all-time at Tech in rebounds, 3rd in blocked shots



Career Statistics

| Year | G-GS | FG- FGA | Pct | 3P-3PA | Pct | FT-FTA | Pct | Reb | Avg | A | Bl | St | TP | Avg |
|---------|--------|----------|------|--------|------|---------|------|-----|-----|-----|-----|----|------|------|
| 2014-15 | 19-0 | 9- 21 | .429 | 0- 0 | .000 | 4- 9 | .444 | 28 | 1.5 | 1 | 4 | 3 | 22 | 1.2 |
| 2015-16 | 36-0 | 57- 87 | .655 | 0- 0 | .000 | 17- 34 | .500 | 145 | 4.0 | 17 | 47 | 13 | 131 | 3.6 |
| 2016-17 | 37-37 | 214- 415 | .516 | 1- 2 | .500 | 98-133 | .737 | 342 | 9.2 | 78 | 125 | 43 | 527 | 14.2 |
| 2017-18 | 32-32 | 151- 327 | .462 | 2- 10 | .200 | 71- 95 | .747 | 259 | 8.1 | 54 | 78 | 39 | 375 | 11.7 |
| TOTAL | 124-69 | 431- 850 | .507 | 3- 12 | .250 | 190-271 | .701 | 774 | 6.2 | 150 | 254 | 98 | 1055 | 8.5 |

GANI LAWAL

Forward • 6-9 • 234 • Norcross, Ga.

- Third-team All-ACC, 2009, 2010
- Second-round pick (46th overall) in the 2010 NBA Draft (Phoenix)
- Finished career 31st on career scoring list, 12th in rebounds



Career Statistics

| Year | G-GS | FG- FGA | Pct | 3P-3PA | Pct | FT-FTA | Pct | Reb | Avg | A | Bl | St | TP | Avg |
|---------|-------|----------|------|--------|------|---------|------|-----|-----|----|-----|----|------|------|
| 2007-08 | 32-25 | 90- 158 | .570 | 0- 1 | .000 | 49- 99 | .495 | 113 | 3.5 | 9 | 32 | 12 | 229 | 7.2 |
| 2008-09 | 31-30 | 184- 331 | .556 | 0- 1 | .000 | 99-177 | .559 | 294 | 9.5 | 19 | 46 | 31 | 467 | 15.1 |
| 2009-10 | 36-36 | 172- 325 | .529 | 0- 1 | .000 | 127-222 | .572 | 305 | 8.5 | 15 | 49 | 16 | 471 | 13.1 |
| Total | 99-91 | 446- 814 | .548 | 0- 3 | .000 | 275-498 | .552 | 712 | 7.2 | 43 | 127 | 59 | 1167 | 11.8 |

MARVIN LEWIS

Guard • 6-4 • 205 • Germantown, Md.

- ACC All-Academic team, 2001, 2003, 2004
- ACC Post-Graduate Scholarship recipient
- Tied for most games played in Tech history
- 18th on career scoring list, 4th in three-point FG



Career Statistics

| Year | G-GS | FG- FGA | Pct | 3P-3PA | Pct | FT-FTA | Pct | Reb | Avg | A | Bl | St | TP | Avg |
|---------|---------|----------|------|---------|------|---------|------|-----|-----|-----|----|-----|------|------|
| 2000-01 | 30-29 | 88- 213 | .413 | 40-107 | .374 | 46- 53 | .868 | 134 | 4.5 | 44 | 3 | 28 | 262 | 8.7 |
| 2001-02 | 31-31 | 111- 272 | .408 | 54-138 | .391 | 63- 72 | .875 | 122 | 3.9 | 56 | 5 | 41 | 339 | 10.9 |
| 2002-03 | 31-28 | 127- 305 | .416 | 63-172 | .366 | 60- 73 | .822 | 108 | 3.5 | 67 | 5 | 27 | 377 | 12.2 |
| 2003-04 | 38-33 | 142- 323 | .440 | 82-206 | .398 | 52- 65 | .800 | 107 | 2.8 | 54 | 6 | 29 | 418 | 11.0 |
| Total | 130-121 | 468-1113 | .420 | 239-623 | .384 | 221-263 | .840 | 471 | 3.6 | 221 | 19 | 125 | 1396 | 10.7 |

MALCOLM MACKEY

Center • 6-11 • 248 • Chattanooga, Tenn.

- All-ACC, 1991 (second team) & 1992 (third team)
- ACC All-Tournament, 1990 (3rd team) & 1992 (2nd)
- Tech's all-time leader in rebounds and games played
- First-round selection by Phoenix in 1993 NBA draft




Career Statistics

| Year | G-GS | FG- FGA | Pct | 3P-3PA | Pct | FT-FTA | Pct | Reb | Avg | A | Bl | St | Pts | Avg |
|---------|---------|----------|------|--------|------|---------|------|------|------|-----|-----|----|------|------|
| 1989-90 | 35-33 | 114- 203 | .562 | 0- 0 | .000 | 26- 59 | .441 | 262 | 7.5 | 16 | 41 | 13 | 254 | 7.3 |
| 1990-91 | 30-30 | 190- 345 | .551 | 0- 1 | .000 | 80-134 | .597 | 321 | 10.7 | 30 | 54 | 16 | 460 | 15.3 |
| 1991-92 | 35-35 | 212- 388 | .546 | 0- 1 | .000 | 129-189 | .683 | 316 | 9.0 | 54 | 43 | 17 | 553 | 15.8 |
| 1992-93 | 30-29 | 193- 364 | .530 | 0- 1 | .000 | 83-130 | .638 | 306 | 10.2 | 41 | 61 | 14 | 469 | 15.6 |
| Total | 130-127 | 709-1300 | .545 | 0- 3 | .000 | 318-512 | .621 | 1205 | 9.3 | 141 | 199 | 60 | 1736 | 13.4 |

MICHAEL MADDOX

Forward • 6-9 • 226 • Atlanta, Ga.

- Three-year starter
- Member of 1996 ACC regular-season champions



Career Statistics


| Year | G-GS | FG- FGA | Pct | 3P-3PA | Pct | FT-FTA | Pct | Reb | Avg | A | Bl | St | Pts | Avg |
|---------|---------|----------|------|---------|------|---------|------|-----|-----|-----|----|-----|------|------|
| 1994-95 | 30-12 | 108- 238 | .454 | 26- 68 | .382 | 31- 54 | .574 | 135 | 4.5 | 36 | 19 | 27 | 273 | 9.1 |
| 1995-96 | 36-36 | 128- 257 | .498 | 29- 68 | .426 | 47- 72 | .653 | 168 | 4.7 | 41 | 28 | 16 | 332 | 9.2 |
| 1996-97 | 27-27 | 97- 241 | .402 | 30- 91 | .330 | 37- 59 | .627 | 163 | 6.0 | 38 | 13 | 24 | 261 | 9.7 |
| 1997-98 | 33-33 | 163- 343 | .475 | 48-126 | .381 | 63- 92 | .685 | 221 | 6.7 | 57 | 33 | 35 | 437 | 13.2 |
| Total | 126-108 | 496-1079 | .460 | 133-353 | .377 | 178-277 | .643 | 687 | 5.5 | 172 | 93 | 102 | 1303 | 10.3 |

CAREER STATISTICS OF TOP TECH PLAYERS

STEPHON MARBURY

Guard • 6-3 • 180 • Brooklyn, N.Y.

- First-team All-ACC, ACC Rookie of the Year, 1996
- Third-team All-America, 1996
- Freshman All-America, 1996
- ACC All-Tournament, 1996
- Fourth pick in the 1996 NBA draft (Milwaukee, traded to Minnesota)



Career Statistics

| Year | G-GS | FG- FGA | Pct | 3P-3PA | Pct | FT-FTA | Pct | Reb | Avg | A | Bl | St | Pts | Avg |
|---------|-------|----------|------|--------|------|---------|------|-----|-----|-----|----|----|-----|------|
| 1995-96 | 36-35 | 235- 514 | .457 | 88-238 | .370 | 121-164 | .738 | 113 | 3.1 | 161 | 4 | 63 | 679 | 18.9 |

DANIEL MILLER

Center • 6-11 • 275 • Loganville, Ga.

- All-ACC (third team), 2014
- ACC All-Defensive team (2013, 2014)
- No. 2 all-time in blocked shots, No. 8 in career rebounds



Career Statistics

| Year | G-GS | FG- FGA | Pct | 3P-3PA | Pct | FT-FTA | Pct | Reb | Avg | A | Bl | St | Pts | Avg |
|---------|---------|----------|------|--------|------|---------|------|-----|-----|-----|-----|-----|------|------|
| 2010-11 | 31-31 | 60- 121 | .496 | 0- 0 | .000 | 17- 46 | .370 | 154 | 5.0 | 19 | 67 | 31 | 137 | 4.4 |
| 2011-12 | 31-31 | 110- 221 | .498 | 0- 0 | .000 | 32- 42 | .762 | 203 | 6.5 | 46 | 75 | 29 | 252 | 8.1 |
| 2012-13 | 31-31 | 104- 203 | .512 | 0- 1 | .000 | 51- 70 | .729 | 206 | 6.6 | 67 | 64 | 27 | 259 | 8.4 |
| 2013-14 | 33-33 | 149- 258 | .578 | 0- 0 | .000 | 61- 99 | .616 | 258 | 7.8 | 51 | 80 | 38 | 359 | 10.9 |
| Total | 126-126 | 423- 803 | .527 | 0- 1 | .000 | 161-257 | .626 | 821 | 6.5 | 183 | 286 | 125 | 1007 | 8.0 |

ANTHONY MORROW

Guard • 6-5 • 215 • Charlotte, N.C.

- All-ACC (honorable mention), 2008
- Holds Tech record for career free throw percentage
- Finished 19th on Tech all-time points list, 3rd in three-point FG



Career Statistics

| Year | G-GS | FG- FGA | Pct | 3P-3PA | Pct | FT-FTA | Pct | Reb | Avg | A | Bl | St | Pts | Avg |
|---------|--------|----------|------|---------|------|---------|------|-----|-----|-----|----|----|------|------|
| 2004-05 | 31-0 | 61- 154 | .396 | 38-104 | .365 | 17- 19 | .895 | 59 | 1.9 | 11 | 8 | 14 | 177 | 5.7 |
| 2005-06 | 28-28 | 154- 348 | .443 | 78-182 | .429 | 63- 71 | .887 | 127 | 4.5 | 46 | 5 | 30 | 449 | 16.0 |
| 2006-07 | 32-10 | 104- 244 | .426 | 61-146 | .418 | 49- 58 | .845 | 87 | 2.7 | 28 | 3 | 19 | 318 | 9.9 |
| 2007-08 | 32-32 | 154- 336 | .458 | 81-181 | .448 | 67- 78 | .859 | 130 | 4.1 | 34 | 10 | 36 | 456 | 14.3 |
| Total | 123-70 | 473-1082 | .437 | 258-613 | .421 | 196-226 | .867 | 403 | 3.3 | 119 | 26 | 99 | 1400 | 11.4 |

CRAIG NEAL

Guard • 6-5 • 166 • Washington, Ind.

- All-ACC (third team), 1989
- Holds Tech records for assists in game and season
- ACC record 303 assists in 1988
- Drafted by Portland in 1989 NBA draft



Career Statistics

| Year | G-GS | FG- FGA | Pct | 3P-3PA | Pct | FT-FTA | Pct | Reb | Avg | A | Bl | St | Pts | Avg |
|---------|--------|----------|------|--------|------|---------|------|-----|-----|-----|----|-----|-----|-----|
| 1983-84 | 28-4 | 64- 136 | .471 | - | - | 23- 34 | .676 | 31 | 1.1 | 80 | 5 | 17 | 151 | 5.4 |
| 1984-85 | 4-0 | 4- 10 | .400 | - | - | 2- 4 | .500 | 3 | 0.8 | 9 | 0 | 1 | 10 | 2.5 |
| 1985-86 | 34-1 | 67- 156 | .429 | - | - | 58- 70 | .829 | 43 | 1.3 | 96 | 2 | 20 | 192 | 5.6 |
| 1986-87 | 29-16 | 74- 162 | .457 | 34- 82 | .415 | 36- 43 | .837 | 52 | 1.8 | 171 | 3 | 33 | 218 | 7.5 |
| 1987-88 | 32-30 | 80- 170 | .471 | 32- 88 | .364 | 55- 77 | .714 | 68 | 2.1 | 303 | 12 | 56 | 247 | 7.7 |
| Total | 127-51 | 289- 634 | .456 | 66-170 | .388 | 174-228 | .763 | 197 | 1.6 | 659 | 22 | 127 | 818 | 6.4 |

JIM NOLAN

Center • 6-8 • 210 • Macon, Ga.

- All-SEC Tournament, 1948; All-SEC, 1949
- Drafted by the Philadelphia Warriors
- Georgia Sports Hall of Fame, 1962
- Georgia Tech Hall of Fame, 1962



Career Statistics

| Year | G | FG- FGA | Pct | 3P-3PA | Pct | FT-FTA | Pct | Reb | Avg | A | Bl | St | Pts | Avg |
|---------|----|---------|-----|--------|-----|--------|-----|-----|-----|---|----|----|------|------|
| 1945-46 | 21 | - | - | - | - | - | - | - | - | - | - | - | - | - |
| 1946-47 | 20 | 58- | - | - | - | 36- | - | - | - | - | - | - | 152 | 7.6 |
| 1947-48 | 21 | 93- | - | - | - | 65- | - | - | - | - | - | - | 251 | 12.0 |
| 1948-49 | 24 | - | - | - | - | - | - | - | - | - | - | - | - | - |
| Total | 86 | 420- | - | - | - | 296- | - | - | - | - | - | - | 1136 | 13.2 |

JOSH OKOGIE

Guard • 6-4 • 213 • Snellville, Ga.

- Third-team All-ACC as a sophomore in 2018
- ACC All-Freshman team in 2017
- Statistics for 36 games in 2016-17 vacated by NCAA Committee on Infractions



Career Statistics

| Year | G-GS | FG- FGA | Pct | 3P-3PA | Pct | FT-FTA | Pct | Reb | Avg | A | Bl | St | TP | Avg |
|---------|-------|----------|------|--------|------|---------|------|-----|-----|----|----|----|-----|------|
| 2016-17 | 1-1 | 7- 9 | .778 | 1- 2 | .500 | 3- 6 | .500 | 155 | 6.2 | 1 | 0 | 1 | 18 | 18.0 |
| 2017-18 | 24-24 | 133- 320 | .416 | 38-100 | .380 | 133-162 | .821 | 150 | 6.3 | 59 | 23 | 42 | 437 | 18.2 |
| TOTAL | 25-25 | 140- 329 | .426 | 39-102 | .382 | 136-168 | .810 | 155 | 6.2 | 60 | 23 | 43 | 455 | 18.2 |

BRIAN OLIVER

Guard • 6-4 • 211 • Smyrna, Ga.

- Second-team All-ACC, 1989 and 1990
- ACC Tournament MVP, 1990
- Second-round pick by Philadelphia, 1990 NBA draft
- Only Tech player with 1,000 points, 500 rebounds and 500 assists
- Georgia Tech Hall of Fame, 2000



Career Statistics

| Year | G-GS | FG- FGA | Pct | 3P-3PA | Pct | FT-FTA | Pct | Reb | Avg | A | Bl | St | Pts | Avg |
|---------|---------|----------|------|---------|------|---------|------|-----|-----|-----|----|-----|------|------|
| 1986-87 | 29-15 | 72- 158 | .456 | 7- 18 | .389 | 54- 75 | .720 | 91 | 3.1 | 92 | 3 | 26 | 205 | 7.1 |
| 1987-88 | 32-32 | 157- 310 | .506 | 13- 38 | .342 | 76-102 | .745 | 139 | 4.3 | 112 | 0 | 42 | 403 | 12.6 |
| 1988-89 | 32-32 | 191- 345 | .554 | 28- 70 | .400 | 106-135 | .785 | 179 | 5.6 | 223 | 1 | 44 | 516 | 16.1 |
| 1989-90 | 34-34 | 260- 504 | .516 | 57-147 | .388 | 147-204 | .721 | 204 | 6.0 | 111 | 5 | 28 | 724 | 21.3 |
| Total | 127-113 | 680-1317 | .516 | 105-273 | .385 | 383-516 | .742 | 613 | 4.8 | 538 | 9 | 140 | 1848 | 14.6 |

ZACHERY PEACOCK

Forward • 6-8 • 235 • Miami, Fla.

- Finished career 41st on Georgia Tech career scoring list



Career Statistics

| Year | G-GS | FG- FGA | Pct | 3P-3PA | Pct | FT-FTA | Pct | Reb | Avg | A | Bl | St | Pts | Avg |
|---------|--------|----------|------|--------|------|---------|------|-----|-----|-----|----|-----|------|-----|
| 2006-07 | 30-9 | 63- 131 | .481 | 11- 38 | .289 | 27- 48 | .563 | 88 | 2.9 | 20 | 8 | 18 | 164 | 5.5 |
| 2007-08 | 27-0 | 99- 197 | .503 | 12- 40 | .300 | 58- 72 | .806 | 106 | 3.9 | 27 | 12 | 24 | 268 | 9.9 |
| 2008-09 | 30-30 | 108- 237 | .456 | 6- 15 | .400 | 55- 75 | .733 | 144 | 4.8 | 28 | 21 | 32 | 277 | 9.2 |
| 2009-10 | 35-1 | 114- 239 | .477 | 19- 51 | .373 | 53- 67 | .791 | 143 | 4.1 | 34 | 10 | 36 | 300 | 8.6 |
| Total | 122-40 | 384- 804 | .478 | 48-144 | .333 | 193-262 | .737 | 481 | 3.9 | 109 | 51 | 110 | 1009 | 8.3 |

MARK PRICE

Guard • 6-1 • 174 • Enid, Okla.

- Three-time All-America (first-team in 1985)
- Four-time all-ACC selection (first-team, 1984-85-86)
- Finalist for Wooden and Naismith awards, 1986
- ACC Player of the Year, 1985
- Everett Case Award (ACC Tournament MVP), 1985
- ACC Rookie of the Year, 1983
- #25 Jersey retired, March 2, 1986; #25 jersey also retired by Cleveland Cavaliers
- Georgia Sports Hall of Fame, 2005; Georgia Tech Hall of Fame, 1991
- Second-round pick by Dallas in 1986 (traded to CLE)



Career Statistics

| Year | G-GS | FG- FGA | Pct | 3P-3PA | Pct | FT-FTA | Pct | Reb | Avg | A | Bl | St | Pts | Avg |
|---------|---------|----------|------|--------|------|---------|------|-----|-----|-----|----|-----|------|------|
| 1982-83 | 28-28 | 201- 462 | .435 | 73-166 | .440 | 93-106 | .877 | 105 | 3.8 | 91 | 4 | 55 | 568 | 20.3 |
| 1983-84 | 29-29 | 191- 375 | .509 | - | - | 70- 85 | .824 | 61 | 2.1 | 121 | 0 | 55 | 452 | 15.6 |
| 1984-85 | 35-35 | 223- 462 | .483 | - | - | 137-163 | .840 | 71 | 2.0 | 150 | 2 | 66 | 583 | 16.7 |
| 1985-86 | 34-34 | 233- 441 | .528 | - | - | 124-145 | .855 | 94 | 2.8 | 148 | 5 | 64 | 590 | 17.4 |
| Total | 126-126 | 848-1740 | .487 | 73-166 | .440 | 424-499 | .850 | 331 | 2.6 | 510 | 11 | 240 | 2193 | 17.4 |

TERRY RANDALL

Guard • 5-10 • 165 • Columbia, Ky.

- All-SEC, 1958 and 1959
- Georgia Tech Hall of Fame, 1970



Career Statistics

| Year | G | FG- FGA | Pct | 3P-3PA | Pct | FT-FTA | Pct | Reb | Avg | A | Bl | St | Pts | Avg |
|---------|----|----------|------|--------|-----|---------|------|-----|-----|---|----|----|------|------|
| 1956-57 | 26 | 153- 346 | .442 | - | - | 112-135 | .830 | 132 | 5.1 | - | - | - | 418 | 16.1 |
| 1957-58 | 25 | 157- 387 | .406 | - | - | 94-123 | .764 | 142 | 5.7 | - | - | - | 408 | 16.3 |
| 1958-59 | 26 | 138- 324 | .426 | - | - | 87-110 | .791 | 131 | 5.0 | - | - | - | 363 | 14.0 |
| Total | 77 | 448-1057 | .424 | - | - | 293-368 | .796 | 405 | 5.3 | - | - | - | 1189 | 15.4 |

JOHN SALLEY

Forward-Center • 7-0 • 231 • Brooklyn, N.Y.

- Second-team All-America, 1986
- Second-team All-ACC, 1985 & 1986
- #22 Jersey retired, March 2, 1986
- Georgia Tech Hall of Fame, 1991
- 11th pick in the 1986 NBA draft (New Jersey)
- Part of four NBA championship teams in his professional career



Career Statistics

| Year | G-GS | FG- FGA | Pct | 3P-3PA | Pct | FT-FTA | Pct | Reb | Avg | A | Bl | St | Pts | Avg |
|---------|---------|----------|------|--------|------|---------|------|-----|-----|-----|-----|----|------|------|
| 1982-83 | 27-27 | 104- 207 | .502 | 0- 0 | .000 | 102-160 | .638 | 153 | 5.7 | 36 | 35 | 18 | 310 | 11.5 |
| 1983-84 | 29-29 | 126- 214 | .589 | - | - | 89-132 | .674 | 167 | 5.8 | 73 | 67 | 22 | 341 | 11.8 |
| 1984-85 | 35-35 | 193- 308 | .627 | - | - | 105-165 | .636 | 250 | 7.1 | 93 | 82 | 29 | 491 | 14.0 |
| 1985-86 | 34-34 | 172- 284 | .606 | - | - | 101-170 | .594 | 228 | 6.7 | 117 | 59 | 28 | 445 | 13.1 |
| Total | 125-125 | 595-1013 | .587 | 0- 0 | .000 | 397-627 | .633 | 798 | 6.4 | 319 | 243 | 97 | 1587 | 12.7 |

CAREER STATISTICS OF TOP TECH PLAYERS

DENNIS SCOTT

Forward • 6-8 • 229 • Reston, Va.

- First-team All-America, National Player of the Year, 1990
- Two-time All-ACC, 1989 (3rd) & 1990 (1st)
- ACC Player of the Year, 1990
- ACC Rookie of the Year, 1988
- Holds Tech records for 3-pt FG in game, season & career
- Scored ACC-record 970 points in 1990
- Fourth pick in 1990 NBA draft by Orlando Magic
- Georgia Tech Hall of Fame, 2001



Career Statistics

| Year | G-GS | FG- FGA | Pct | 3P-3PA | Pct | FT-FTA | Pct | Reb | Avg | A | Bl | St | Pts | Avg |
|---------|-------|----------|------|---------|------|---------|------|-----|-----|-----|----|-----|------|------|
| 1987-88 | 32-31 | 181- 411 | .440 | 98-208 | .471 | 36- 55 | .655 | 161 | 5.0 | 116 | 11 | 43 | 496 | 15.5 |
| 1988-89 | 32-32 | 227- 512 | .443 | 116-292 | .397 | 79- 97 | .814 | 131 | 4.1 | 98 | 7 | 45 | 649 | 20.3 |
| 1989-90 | 35-35 | 336- 722 | .465 | 137-331 | .414 | 161-203 | .793 | 231 | 6.6 | 71 | 33 | 62 | 970 | 27.7 |
| Total | 99-98 | 744-1645 | .452 | 351-831 | .422 | 276-355 | .777 | 523 | 5.3 | 285 | 51 | 150 | 2115 | 21.4 |

IMAN SHUMPERT

Guard • 6-5 • 212 • Oak Park, Ill.

- Second-team All-ACC, 2011
- ACC All-Defensive Team, 2011
- ACC All-Tournament (2nd team), 2010
- 17th pick in 2011 NBA draft by New York Knicks



Career Statistics

| Year | G-GS | FG- FGA | Pct | 3P-3PA | Pct | FT-FTA | Pct | Reb | Avg | A | Bl | St | Pts | Avg |
|---------|-------|----------|------|---------|------|---------|------|-----|-----|-----|----|-----|------|------|
| 2008-09 | 31-31 | 106- 271 | .391 | 32-102 | .314 | 86-131 | .656 | 121 | 3.9 | 154 | 6 | 64 | 330 | 10.6 |
| 2009-10 | 30-29 | 104- 270 | .385 | 37-111 | .333 | 54- 75 | .720 | 108 | 3.6 | 120 | 5 | 58 | 299 | 10.0 |
| 2010-11 | 31-31 | 177- 436 | .406 | 42-151 | .278 | 141-175 | .806 | 184 | 5.9 | 108 | 6 | 85 | 537 | 17.3 |
| Total | 92-91 | 387- 977 | .396 | 111-364 | .305 | 281-381 | .738 | 413 | 4.5 | 382 | 17 | 207 | 1166 | 12.7 |

PETE SILAS

Forward • 6-6 • 180 • Miami, Fla.

- All-SEC, 1951 (3rd) & 1953 (1st)
- 1955 Pan-Am Games, Gold Medal
- Drafted by Minneapolis Lakers
- NCAA Silver Anniversary Award, 1978



Career Statistics

| Year | G | FG- FGA | Pct | 3P-3PA | Pct | FT-FTA | Pct | Reb | Avg | A | Bl | St | Pts | Avg |
|---------|----|----------|------|--------|-----|--------|------|-----|-----|---|----|----|------|------|
| 1950-51 | 27 | 121- | - | - | - | 75-109 | .688 | - | - | - | - | - | 317 | 11.6 |
| 1951-52 | 23 | 156- | - | - | - | 81- | - | - | - | - | - | - | 393 | 17.8 |
| 1952-53 | 22 | 144- 432 | .333 | - | - | 86-131 | .656 | - | - | - | - | - | 374 | 17.0 |
| Total | 72 | 421- | - | - | - | 242- | - | - | - | - | - | - | 1084 | 15.1 |

BROOK STEPPE

Guard • 6-5 • 190 • Atlanta, Ga.

- Tech's first All-ACC player in 1982 (second team)
- First-round NBA pick in 1983 by Kansas City




Career Statistics

| Year | G-GS | FG- FGA | Pct | 3P-3PA | Pct | FT-FTA | Pct | Reb | Avg | A | Bl | St | Pts | Avg |
|---------|-------|----------|------|--------|-----|---------|------|-----|-----|-----|----|----|------|------|
| 1978-79 | 26 | 57- 113 | .504 | - | - | 55- 67 | .821 | 35 | 1.3 | 21 | 3 | 16 | 169 | 6.5 |
| 1979-80 | 26 | 178- 352 | .506 | - | - | 135-168 | .804 | 111 | 4.3 | 64 | 4 | 27 | 491 | 18.9 |
| 1981-82 | 25-24 | 175- 329 | .532 | - | - | 95-129 | .736 | 136 | 5.4 | 49 | 10 | 26 | 445 | 17.8 |
| Total | 77 | 410- 794 | .516 | - | - | 285-364 | .783 | 282 | 3.7 | 134 | 17 | 69 | 1105 | 14.4 |

JIM THORNE

Guard • 6-2 • 175 • Cuyahoga Falls, Ohio

- Finished career as Tech's all-time assists leader
- Georgia Tech Hall of Fame, 1979



Career Statistics

| Year | G | FG- FGA | Pct | 3P-3PA | Pct | FT-FTA | Pct | Reb | Avg | A | Bl | St | Pts | Avg |
|---------|----|----------|------|--------|-----|---------|------|-----|-----|-----|----|----|-----|------|
| 1968-69 | 24 | 49- 156 | .314 | - | - | 55- 70 | .786 | 94 | 3.9 | 88 | - | - | 153 | 6.4 |
| 1969-70 | 27 | 97- 182 | .533 | - | - | 85-109 | .780 | 95 | 3.5 | 163 | - | - | 279 | 10.3 |
| 1970-71 | 30 | 160- 333 | .480 | - | - | 77-108 | .713 | 112 | 5.5 | 160 | - | - | 397 | 13.2 |
| Total | 81 | 306- 671 | .456 | - | - | 217-287 | .756 | 301 | 3.7 | 411 | - | - | 829 | 10.2 |

PHIL WAGNER

Guard • 6-2 • 187 • Cynthiana, Ky.

- Drafted by Atlanta Hawks, 1968
- Georgia Tech Hall of Fame, 1973



Career Statistics

| Year | G | FG- FGA | Pct | 3P-3PA | Pct | FT-FTA | Pct | Reb | Avg | A | Bl | St | Pts | Avg |
|---------|----|----------|------|--------|-----|---------|------|-----|-----|-----|----|----|------|------|
| 1965-66 | 26 | 145- 304 | .477 | - | - | 97-123 | .789 | 92 | 3.5 | 99 | - | - | 387 | 14.9 |
| 1966-67 | 21 | 164- 291 | .564 | - | - | 82-104 | .788 | 106 | 5.0 | 88 | - | - | 410 | 19.5 |
| 1967-68 | 20 | 140- 292 | .479 | - | - | 112-137 | .818 | 132 | 6.6 | 78 | - | - | 392 | 19.6 |
| Total | 67 | 449- 887 | .506 | - | - | 291-364 | .799 | 330 | 4.9 | 265 | - | - | 1189 | 17.7 |

JIM WOOD

Center • 6-8 • 210 • Steubenville, Ohio

- All-Metro, 1977 (second team)
- Georgia Tech Hall of Fame, 1985



Career Statistics

| Year | G | G- FGA | Pct | 3P-3PA | Pct | FT-FTA | Pct | Reb | Avg | A | Bl | St | Pts | Avg |
|---------|-----|----------|------|--------|-----|---------|------|-----|-----|-----|----|----|------|------|
| 1973-74 | 25 | 119- 257 | .463 | - | - | 40- 58 | .690 | 138 | 5.5 | 18 | - | - | 278 | 11.1 |
| 1974-75 | 26 | 167- 327 | .511 | - | - | 55- 78 | .705 | 249 | 9.6 | 23 | - | - | 389 | 15.0 |
| 1975-76 | 27 | 165- 334 | .494 | - | - | 68- 94 | .723 | 166 | 6.1 | 31 | - | - | 398 | 14.7 |
| 1976-77 | 28 | 151- 313 | .482 | - | - | 92-124 | .742 | 187 | 6.7 | 28 | - | - | 394 | 14.1 |
| Totals | 106 | 602-1231 | .489 | - | - | 255-354 | .720 | 740 | 7.0 | 100 | - | - | 1459 | 13.8 |

RICH YUNKUS

Forward-Center • 6-9 • 215 • Benton, Ill.

- Second-team All-America, 1971; third-team, 1970
- Sixth in the nation in scoring in 1970
- Tech's all-time leader in points & scoring avg.
- Three-time Academic All-America, 1969-71
- #40 jersey retired, 1971
- Georgia Tech Hall of Fame, 1976



Career Statistics

| Year | G | FG- FGA | Pct | 3P-3PA | Pct | FT-FTA | Pct | Reb | Avg | A | Bl | St | Pts | Avg |
|---------|----|----------|------|--------|-----|---------|------|-----|------|-----|----|----|------|------|
| 1968-69 | 25 | 243- 465 | .523 | - | - | 117-156 | .750 | 276 | 11.0 | 31 | - | - | 603 | 24.1 |
| 1969-70 | 27 | 317- 568 | .558 | - | - | 180-217 | .829 | 323 | 12.0 | 60 | - | - | 814 | 30.1 |
| 1970-71 | 32 | 314- 691 | .454 | - | - | 187-241 | .776 | 356 | 11.1 | 50 | - | - | 815 | 25.5 |
| Total | 84 | 874-1724 | .507 | - | - | 484-614 | .788 | 955 | 11.4 | 141 | - | - | 2232 | 26.6 |

Note: The players who appear on these pages either were named to an official all-conference team during their Tech careers, or finished with at least 1,000 career points.

CAREER TOTALS OF ALL TECH PLAYERS SINCE 1979-80 (ACC ERA)

| Years | Name | G | MP | FG | FGA | Pct | 3P-3PA | Pct | FT | FTA | Pct | O- | D | Reb | Avg | A | TO | Bl | St | Pts | Avg | |
|---------|----------------------|-----|------|------|------|------|---------|------|-------|------|------|------|------|-----|-----|-----|-----|-----|-----|------|------|------|
| 1984-85 | Adams, Bud | 3 | 12 | 0- | 1 | .000 | 0- | 0 | 0- | 6 | .667 | 0- | 0 | 0 | 0.0 | 0 | 0 | 1 | 0 | 4 | 1.3 | |
| 2017-19 | Alston, Brandon | 58 | 1216 | 116- | 280 | .414 | 42-113 | .372 | 82- | 107 | .766 | 24- | 77 | 101 | 1.7 | 77 | 72 | 3 | 18 | 356 | 6.1 | |
| 2006-09 | Aminu, Alade | 105 | 1786 | 300- | 563 | .533 | 0- | 1 | 000 | 113- | 189 | .588 | 173- | 305 | 478 | 4.6 | 53 | 118 | 105 | 66 | 713 | 6.8 |
| 1989-91 | Anderson, Kenny | 65 | 2488 | 561- | 1185 | .43 | 113-302 | .374 | 262- | 333 | .787 | 113- | 251 | 364 | 5.6 | 454 | 252 | 5 | 168 | 1497 | 23.0 | |
| 2007-09 | Anderson, Ty | 10 | 27 | 3- | 8 | .375 | 0- | 3 | .000 | 0- | 2 | .000 | 3- | 1 | 4 | 0.4 | 0 | 3 | 0 | 1 | 6 | 0.6 |
| 1998-02 | Atkins, Tony | 122 | 3969 | 529- | 1369 | .386 | 301-812 | .371 | 299- | 396 | .755 | 80- | 355 | 435 | 3.6 | 561 | 404 | 3 | 173 | 1658 | 13.6 | |
| 1996-01 | Babul, Jon | 100 | 2153 | 140- | 382 | .366 | 15- | 67 | .223 | 133- | 207 | .643 | 188- | 214 | 402 | 4.0 | 108 | 137 | 38 | 48 | 428 | 4.3 |
| 1990-94 | Balanis, Rod | 34 | 95 | 13- | 31 | .419 | 1- | 9 | .111 | 7- | 9 | .778 | 5- | 11 | 16 | 0.5 | 11 | 1 | 1 | 0 | 34 | 1.0 |
| 1993-95 | Barbic, Yann | 23 | 152 | 19- | 48 | .396 | 5- | 19 | .263 | 8- | 13 | .615 | 12- | 17 | 29 | 1.3 | 16 | 26 | 0 | 7 | 51 | 2.2 |
| 1989-94 | Barnes, Darryl | 63 | 365 | 37- | 84 | .440 | 0- | 0 | .000 | 13- | 26 | .500 | 21- | 58 | 79 | 1.3 | 10 | 23 | 33 | 4 | 87 | 1.4 |
| 1992-96 | Barry, Drew | 117 | 3910 | 409- | 915 | .447 | 179-485 | .369 | 256- | 329 | .778 | 76- | 406 | 482 | 4.1 | 724 | 366 | 41 | 193 | 1253 | 10.7 | |
| 1990-92 | Barry, Jon | 65 | 2319 | 381- | 873 | .436 | 176-474 | .371 | 142- | 201 | .706 | 63- | 199 | 262 | 4.0 | 317 | 188 | 24 | 124 | 1080 | 16.6 | |
| 2006-10 | Bell, D'Andre | 124 | 2349 | 214- | 505 | .424 | 33-101 | .327 | 121- | 165 | .733 | 73- | 159 | 232 | 1.9 | 163 | 171 | 31 | 123 | 582 | 4.7 | |
| 1991-95 | Best, Travis | 124 | 4504 | 703- | 1540 | .456 | 258-656 | .393 | 393- | 486 | .809 | 66- | 316 | 382 | 3.1 | 692 | 324 | 15 | 217 | 2057 | 16.6 | |
| 1987-88 | Boisvert, Dave | 9 | 27 | 4- | 10 | .400 | 0- | 0 | .000 | 0- | 3 | .000 | 0- | 12 | 12 | 1.3 | 4 | 0 | 0 | 1 | 8 | 0.9 |
| 2012-15 | Bolden, Chris | 86 | 1997 | 209- | 591 | .354 | 97-312 | .311 | 45- | 67 | .672 | 24- | 60 | 184 | 2.1 | 102 | 100 | 10 | 59 | 560 | 6.5 | |
| 2002-03 | Bosh, Chris | 31 | 960 | 168- | 300 | .560 | 22- | 46 | .478 | 127- | 174 | .730 | 95- | 183 | 278 | 9.0 | 38 | 72 | 67 | 30 | 485 | 15.6 |
| 1981-83 | Bradford, Maurice | 51 | 582 | 147- | 310 | .474 | 0- | 1 | .000 | 89- | 158 | .563 | - | - | 214 | 4.2 | 96 | 78 | 10 | 23 | 383 | 7.5 |
| 1994-97 | Brennan, Bryan | 31 | 49 | 6- | 24 | .250 | 2- | 8 | .250 | 5- | 8 | .625 | 3- | 4 | 7 | 0.2 | 3 | 3 | 0 | 5 | 19 | 0.6 |
| 1988-89 | Brittain, Maurice | 32 | 653 | 60- | 97 | .619 | 0- | 0 | .000 | 23- | 31 | .742 | - | - | 146 | 4.6 | 43 | 0 | 16 | 10 | 143 | 4.5 |
| 2001-04 | Brooks, Robert | 111 | 3910 | 409- | 915 | .447 | 179-485 | .369 | 256- | 329 | .778 | 76- | 406 | 482 | 4.1 | 724 | 366 | 41 | 193 | 1253 | 10.7 | |
| 1988-90 | Brown, Karl | 67 | 1643 | 64- | 187 | .342 | 18- | 62 | .290 | 90- | 133 | .677 | 14- | 97 | 111 | 1.7 | 233 | 47 | 3 | 69 | 236 | 3.5 |
| 2004-05 | Bynum, Will | 62 | 1489 | 220- | 545 | .404 | 83-255 | .325 | 165- | 216 | .764 | 28- | 117 | 145 | 2.3 | 154 | 132 | 1 | 60 | 688 | 11.1 | |
| 1981-84 | Byrd, Anthony | 79 | 920 | 248- | 481 | .516 | 23- | 57 | .000 | 96- | 125 | .768 | - | - | 169 | 2.1 | 85 | 35 | 7 | 65 | 615 | 7.8 |
| 2006-09 | Cage, Gary | 10 | 33 | 1- | 3 | .333 | 1- | 2 | .500 | 2- | 3 | .667 | 0- | 1 | 1 | 0.1 | 5 | 3 | 0 | 1 | 5 | 0.5 |
| 1985-86 | Carr, Michael | 7 | 22 | 3- | 6 | .500 | 0- | 0 | .000 | 1- | 2 | .500 | 0- | 3 | 3 | 0.6 | 1 | 0 | 0 | 0 | 7 | 1.4 |
| 2013-14 | Carter, Jr., Robert | 54 | 1433 | 221- | 485 | .456 | 32-117 | .274 | 95- | 149 | .638 | 103- | 298 | 401 | 7.4 | 56 | 91 | 57 | 39 | 569 | 10.5 | |
| 1996-97 | Cassidy, Omar | 7 | 24 | 0- | 2 | .000 | 0- | 2 | .000 | 0- | 1 | .000 | 0- | 0 | 0 | 0.0 | 6 | 4 | 0 | 2 | 0 | 0.0 |
| 2007-08 | Causey, Matt | 30 | 538 | 72- | 121 | .421 | 36- | 85 | .424 | 37- | 49 | .755 | 8- | 37 | 45 | 1.5 | 111 | 72 | 1 | 29 | 217 | 7.2 |
| 1987-88 | Christian, Michael | 9 | 159 | 15- | 42 | .357 | 7- | 13 | .538 | 4- | 7 | .571 | - | - | 22 | 2.4 | 25 | 0 | 2 | 3 | 41 | 4.6 |
| 2006-09 | Clinch, Lewis | 93 | 2420 | 377- | 928 | .406 | 176-481 | .366 | 118- | 177 | .667 | 71- | 167 | 238 | 2.6 | 175 | 191 | 9 | 66 | 1048 | 11.3 | |
| 1980-82 | Cole, Dave | 28 | 164 | 21- | 47 | .447 | 0- | 0 | .000 | 22- | 38 | .579 | - | - | 44 | 1.6 | 2 | 27 | 4 | 2 | 64 | 2.3 |
| 1998-00 | Collier, Jason | 55 | 1824 | 331- | 723 | .458 | 63-174 | .362 | 214- | 294 | .728 | 129- | 329 | 458 | 8.3 | 85 | 184 | 67 | 38 | 939 | 17.1 | |
| 2014-15 | Cox, Demarco | 31 | 826 | 116- | 229 | .507 | 0- | 0 | .000 | 40- | 81 | .494 | 76- | 112 | 188 | 6.1 | 19 | 44 | 28 | 14 | 272 | 8.8 |
| 2009-12 | Craig, Derek | 23 | 80 | 8- | 26 | .308 | 3- | 17 | .176 | 2- | 1 | .000 | 1- | 8 | 9 | 0.4 | 6 | 8 | 0 | 4 | 21 | 0.9 |
| 2006-07 | Crittenton, Javaris | 32 | 1003 | 158- | 351 | .450 | 36-101 | .356 | 108- | 138 | .783 | 28- | 91 | 119 | 3.7 | 184 | 124 | 2 | 65 | 406 | 14.4 | |
| 1997-98 | Culbreth, Bert | 5 | 19 | 2- | 9 | .222 | 1- | 6 | .167 | 0- | 0 | .000 | 0- | 3 | 3 | 0.6 | 0 | 1 | 1 | 0 | 5 | 1.0 |
| 1983-87 | Dalrymple, Bruce | 126 | 4331 | 614- | 1269 | .484 | 12- | 45 | .267 | 348- | 488 | .713 | - | - | 744 | 5.9 | 446 | - | 13 | 227 | 1588 | 12.6 |
| 2005-07 | Dickey, Ra'Sean | 89 | 1806 | 301- | 501 | .601 | 1- | 4 | .250 | 172- | 247 | .696 | 149- | 304 | 453 | 5.1 | 52 | 183 | 96 | 60 | 775 | 8.7 |
| 1988-91 | Dieng, Bassirou | 9 | 58 | 4- | 5 | .800 | 1- | 1 | 1.000 | 2- | 5 | .400 | 3- | 9 | 12 | 1.3 | 1 | 6 | 3 | 1 | 11 | 1.2 |
| 2008-09 | Domalik, Brian | 57 | 409 | 28- | 88 | .318 | 22- | 64 | .344 | 15- | 29 | .517 | 7- | 17 | 24 | 0.4 | 43 | 34 | 0 | 8 | 93 | 1.6 |
| 2002-05 | Elder, B.J. | 122 | 3130 | 587- | 1376 | .427 | 222-600 | .370 | 220- | 293 | .751 | 127- | 176 | 303 | 2.5 | 196 | 216 | 12 | 106 | 1616 | 13.2 | |
| 1993-97 | Elisma, Eddie | 122 | 3200 | 368- | 669 | .550 | 2- | 5 | .400 | 166- | 281 | .591 | 342- | 423 | 765 | 6.3 | 91 | 182 | 180 | 90 | 904 | 7.4 |
| 2001-03 | Ewing, David | 13 | 17 | 2- | 4 | .500 | 0- | 0 | .000 | 0- | 0 | .000 | 0- | 4 | 4 | 0.3 | 0 | 1 | 0 | 0 | 4 | 0.3 |
| 2009-10 | Favors, Derrick | 36 | 989 | 179- | 293 | .611 | 0- | 1 | .000 | 90- | 143 | .629 | 108- | 195 | 303 | 8.4 | 37 | 90 | 74 | 32 | 448 | 12.4 |
| 2007-08 | Faye, Mouhammad | 35 | 416 | 51- | 131 | .389 | 10- | 45 | .222 | 17- | 36 | .472 | 35- | 51 | 86 | 2.5 | 26 | 42 | 14 | 21 | 129 | 3.7 |
| 1999-01 | Fein, Shaun | 60 | 1792 | 249- | 449 | .554 | 140-368 | .380 | 86- | 126 | .683 | 41- | 149 | 190 | 3.2 | 168 | 101 | 7 | 57 | 718 | 12.0 | |
| 1984-88 | Ferrell, Duane | 127 | 3999 | 720- | 1340 | .537 | 10- | 29 | .345 | 368- | 502 | .733 | - | - | 680 | 5.4 | 289 | 0 | 52 | 119 | 1818 | 14.3 |
| 1996-00 | Floyd, Jason | 121 | 2808 | 363- | 932 | .389 | 169-522 | .324 | 120- | 155 | .774 | 152- | 225 | 377 | 3.1 | 150 | 184 | 34 | 79 | 1015 | 8.4 | |
| 2004-87 | Ford, Antoine | 98 | 1375 | 109- | 239 | .456 | 0- | 0 | .000 | 63- | 96 | .656 | - | - | 276 | 2.8 | 50 | 0 | 87 | 18 | 281 | 2.9 |
| 1989-12 | Foreman, Nick | 106 | 928 | 49- | 115 | .426 | 19- | 49 | .388 | 27- | 39 | .692 | 38- | 58 | 96 | 0.9 | 34 | 25 | 10 | 32 | 144 | 1.4 |
| 1991-95 | Forrest, James | 114 | 3775 | 812- | 1614 | .503 | 3- | 18 | .167 | 351- | 507 | .692 | 268- | 578 | 846 | 7.4 | 181 | 236 | 88 | 115 | 1978 | 17.4 |
| 2005-06 | Fredrick, Zam | 47 | 934 | 121- | 310 | .390 | 33-105 | .314 | 54- | 75 | .720 | 17- | 66 | 83 | 1.8 | 125 | 107 | 3 | 28 | 329 | 7.0 | |
| 1990-93 | Gaddy, James | 17 | 43 | 6- | 19 | .316 | 1- | 2 | .000 | 0- | 0 | .000 | 5- | 4 | 9 | 0.5 | 7 | 4 | 0 | 3 | 13 | 0.8 |
| 1981-82 | Gardner, Scott | 11 | - | 2- | 5 | .400 | 0- | 0 | .000 | 0- | 3 | .000 | 0- | 3 | 3 | 0.3 | 0 | 2 | 0 | 0 | 4 | 0.4 |
| 1995-96 | Gaston, Juan | 35 | 351 | 50- | 110 | .455 | 5- | 16 | .313 | 22- | 38 | .579 | 35- | 43 | 78 | 2.2 | 12 | 18 | 3 | 21 | 127 | 3.6 |
| 1990-92 | Geiger, Matt | 62 | 1683 | 295- | 507 | .582 | 0- | 5 | .000 | 133- | 192 | .693 | 164- | 262 | 426 | 6.9 | 63 | 122 | 94 | 30 | 723 | 11.7 |
| 1990-91 | Gemberling, Brian | 4 | 8 | 3- | 7 | .429 | 0- | 1 | .000 | 0- | 0 | .000 | 2- | 3 | 5 | 1.3 | 0 | 1 | 0 | 0 | 6 | 1.5 |
| 2012-16 | Georges-Hunt, Marcus | 130 | 4017 | 569- | 1314 | .433 | 122-371 | .329 | 468- | 625 | .749 | 200- | 380 | 580 | 4.5 | 287 | 221 | 28 | 121 | 1728 | 13.3 | |
| 1997-98 | Glover, Dion | 33 | 1163 | 222- | 503 | .441 | 45-166 | .271 | 119- | 186 | .640 | 73- | 93 | 166 | 5.0 | 86 | 119 | 8 | 70 | 608 | 18.4 | |
| 2013-14 | Golden, Trae | 31 | 944 | 123- | 310 | .397 | 46-142 | .324 | 119- | 152 | .783 | 14- | 66 | 80 | 2.6 | 97 | 62 | 2 | 14 | 411 | 13.3 | |
| 1980-82 | Goza, Lee | 53 | 828 | 176- | 284 | .620 | 0- | 0 | .000 | 94- | 144 | .653 | - | - | 285 | 5.4 | 52 | 134 | 20 | 12 | 446 | 8.4 |
| 2014-19 | Gueye, Abdoulaye | 89 | 1427 | 168- | 347 | .484 | 4- | 24 | .167 | 67- | 118 | .568 | 110- | 193 | 303 | 3.4 | 67 | 113 | 75 | 44 | 407 | 4.6 |
| 1979-81 | Hall, Fred | 41 | 859 | 147- | 365 | .403 | 0- | 0 | .000 | 54- | 86 | .628 | - | - | 117 | 2.9 | 29 | 86 | 8 | 23 | 348 | 8.5 |
| 1985-89 | Hammonds, Tom | 123 | 4387 | 853- | 1506 | .566 | 1- | 3 | .333 | 374- | 467 | .801 | - | - | 885 | 7.2 | 169 | 0 | 72 | 59 | 2081 | 16.9 |
| 1991-95 | Harlicka, Todd | 45 | 116 | 10- | 45 | .222 | 5- | 27 | .185 | 4- | 1 | .000 | 7- | 6 | 13 | 0.3 | 8 | 17 | 2 | 13 | 29 | 0.7 |
| 1994-98 | Harpring, Matt | 124 | 4506 | 753- | 1621 | .465 | 211-585 | .361 | 508- | 675 | .753 | 395- | 602 | 997 | 8.0 | 289 | 356 | 29 | 178 | 2225 | 17.9 | |
| 2000-01 | | | | | | | | | | | | | | | | | | | | | | |

CAREER TOTALS OF ALL TECH PLAYERS SINCE 1979-80

Individual/Team Success Records

ACC Tournament Wins

| | | | |
|-------------------|-----------------|---------|---|
| 1. | Malcolm Mackey | 1989-93 | 7 |
| 2. | Jack Mansell | 1982-86 | 6 |
| | John Salley | 1982-86 | 6 |
| | Mark Price | 1982-86 | 6 |
| 5. | Bruce Dairymple | 1983-87 | 5 |
| | Duane Ferrell | 1984-88 | 5 |
| | Jack Martinson | 1984-88 | 5 |
| | Drew Barry | 1993-96 | 5 |
| | John Kelly | 1993-96 | 5 |
| | Zachery Peacock | 2006-10 | 5 |
| | Lance Storrs | 2007-11 | 5 |
| | Maurice Miller | 2007-11 | 5 |
| | Antoine Ford | 1984-87 | 5 |
| | Brad Sheehan | 1984-87 | 5 |
| Several tied at 4 | | | |

ACC Titles

| | | | |
|-------------------|----------------|---------|---|
| 1. | Malcolm Mackey | 1989-93 | 2 |
| | Drew Barry | 1993-96 | 2 |
| | John Kelly | 1993-96 | 2 |
| Several tied at 1 | | | |

NCAA Tournament Appearances

| | | | |
|-------------------|-----------------|---------|---|
| 1. | Duane Ferrell | 1984-88 | 4 |
| | John Martinson | 1984-88 | 4 |
| | Tom Hammonds | 1985-89 | 4 |
| | Willie Reese | 1985-89 | 4 |
| | Anthony Sherrod | 1985-89 | 4 |
| | Brian Oliver | 1986-90 | 4 |
| | James Munlyn | 1986-91 | 4 |
| | Greg White | 1988-92 | 4 |
| | Malcolm Mackey | 1989-93 | 4 |
| Several tied at 3 | | | |

NCAA Tournament Wins

| | | | |
|-------------------|----------------|---------|---|
| 1. | Greg White | 1988-92 | 7 |
| | Malcolm Mackey | 1989-93 | 7 |
| 3. | Duane Ferrell | 1984-88 | 6 |
| | John Martinson | 1984-88 | 6 |
| | James Munlyn | 1986-91 | 6 |
| Several tied at 5 | | | |

Sweet 16 Appearances

| | | | |
|----|-----------------|---------|---|
| 1. | Greg White | 1988-92 | 2 |
| | Malcolm Mackey | 1989-93 | 2 |
| | Jack Mansell | 1982-86 | 2 |
| | John Salley | 1982-86 | 2 |
| | Mark Price | 1982-86 | 2 |
| | Bruce Dairymple | 1983-87 | 2 |
| | Duane Ferrell | 1984-88 | 2 |
| | Jack Martinson | 1984-88 | 2 |
| | Antoine Ford | 1984-87 | 2 |
| | Darryl Barnes | 1989-94 | 2 |

| Years | Name | G | MP | FG- | FGA | Pct | 3P-3PA | Pct | FT- FTA | .Pct | O- D | Reb | Avg | A | TO | Bl | St | Pts | Avg |
|---------|-----------------------|-----|------|-----------|-----|------|---------|------|----------|-------|----------|------|-----|-----|-----|-----|-----|------|------|
| 2008-10 | Lawal, Gani | 99 | 2403 | 446- | 814 | .548 | 0- 3 | .000 | 275- 498 | .552 | 268- 444 | 712 | 7.2 | 43 | 211 | 127 | 59 | 1167 | 11.8 |
| 1980-81 | Lee, Henry | 17 | 141 | 10- 36 | | .278 | 0- 0 | .000 | 10- 12 | .833 | - - | 19 | 1.1 | 4 | 8 | 0 | 1 | 30 | 1.8 |
| 2001-04 | Lewis, Marvin | 130 | 3664 | 468- 1113 | | .420 | 239-623 | .384 | 221- 263 | .840 | 170-301 | 471 | 3.6 | 221 | 195 | 19 | 125 | 1396 | 10.7 |
| 1980-82 | Lyon, Stu | 48 | 909 | 109- 242 | | .450 | 0- 0 | .000 | 48- 61 | .787 | - - | 79 | 1.6 | 80 | 118 | 3 | 27 | 266 | 5.5 |
| 1996-98 | Machado, Pablo | 48 | 397 | 29- 58 | | .500 | 0- 0 | .000 | 24- 46 | .522 | 28- 40 | 68 | 1.4 | 24 | 28 | 14 | 6 | 82 | 1.7 |
| 1989-93 | Mackey, Malcolm | 130 | 4141 | 709- 1300 | | .545 | 0- 3 | .000 | 318- 512 | .621 | 476- 729 | 1205 | 9.3 | 141 | 265 | 199 | 60 | 1736 | 13.4 |
| 1994-98 | Maddox, Michael | 126 | 3639 | 496- 1079 | | .460 | 133-353 | .377 | 178- 277 | .643 | 232- 455 | 687 | 5.5 | 172 | 251 | 93 | 102 | 1303 | 10.3 |
| 1979-80 | Mann, John | 26 | 899 | 50- 107 | | .467 | 0- 0 | .000 | 10- 20 | .500 | - - | 84 | 3.2 | 41 | 43 | 4 | 30 | 110 | 4.2 |
| 1982-86 | Mansell, Jack | 68 | 329 | 29- 83 | | .349 | 0- 2 | .000 | 24- 32 | .750 | - - | 71 | 1.0 | 11 | 0 | 10 | 11 | 82 | 1.2 |
| 1995-96 | Marbury, Stephon | 32 | 1345 | 235- 514 | | .457 | 88-238 | .370 | 121- 164 | .738 | 34- 79 | 113 | 3.1 | 161 | 115 | 4 | 63 | 679 | 18.9 |
| 1984-88 | Martinson, John | 50 | 173 | 9- 23 | | .391 | 0- 2 | .000 | 22- 35 | .629 | - - | 9 | 0.2 | 16 | 0 | 0 | 11 | 40 | 0.8 |
| 2016-17 | Matthews, Christian | 15 | 110 | 15- 39 | | .385 | 6- 14 | .429 | 15- 20 | .750 | 2- 7 | 9 | 0.6 | 4 | 6 | 3 | 3 | 51 | 3.4 |
| 2016-17 | McCormick, Kellen | 24 | 113 | 12- 16 | | .750 | 11- 15 | .733 | 0- 0 | .000 | 1- 7 | 8 | 0.3 | 3 | 5 | 0 | 2 | 35 | 1.5 |
| 2002-05 | McHenry, Anthony | 130 | 2076 | 144- 367 | | .392 | 25-117 | .214 | 54- 97 | .557 | 96- 211 | 307 | 2.4 | 159 | 131 | 95 | 110 | 367 | 2.8 |
| 1988-90 | McNeil, Johnny | 67 | 1567 | 143- 265 | | .540 | 0- 0 | .000 | 101- 137 | .737 | 63-293 | 356 | 5.3 | 53 | 30 | 19 | 29 | 387 | 5.8 |
| 1996-98 | Medlock, Jan | 21 | 49 | 5- 10 | | .500 | 0- 0 | .000 | 5- 6 | .833 | 3- 6 | 9 | 0.4 | 5 | 7 | 4 | 1 | 15 | 0.7 |
| 2016-17 | Medlock, Shaheed | 3 | 6 | 1- 3 | | .333 | 0- 0 | .000 | 0- 0 | .000 | 0- 1 | 1 | 0.3 | 0 | 0 | 0 | 0 | 2 | 0.7 |
| 2011-14 | Miller, Daniel | 126 | 3627 | 423- 803 | | .527 | 0- 1 | .000 | 161- 257 | .626 | 262- 559 | 821 | 6.5 | 183 | 186 | 286 | 125 | 1007 | 8.0 |
| 2008-11 | Miller, Maurice (Moe) | 115 | 2279 | 201- 530 | | .379 | 69-225 | .307 | 221- 268 | .787 | 52- 190 | 242 | 2.1 | 342 | 232 | 7 | 130 | 682 | 5.9 |
| 1982-83 | Mills, David | 14 | 54 | 5- 8 | | .625 | 4- 6 | .000 | 3- 4 | .750 | - - | 5 | 0.4 | 6 | 0 | 0 | 1 | 17 | 1.2 |
| 2014-16 | Mitchell, Charles | 67 | 1586 | 278- 535 | | .520 | 0- 0 | .000 | 111- 178 | .624 | 247- 340 | 567 | 8.5 | 33 | 128 | 28 | 33 | 667 | 10.0 |
| 2000-04 | Moore, Clarence | 103 | 2058 | 236- 553 | | .427 | 64-178 | .360 | 124- 187 | .663 | 168- 297 | 465 | 4.5 | 146 | 153 | 57 | 116 | 660 | 6.4 |
| 2016-18 | Moore, Justin ! | 6 | 63 | 2- 7 | | .286 | 0- 3 | .000 | 0- 0 | .000 | 0- 4 | 4 | 0.7 | 7 | 10 | 0 | 3 | 4 | 0.7 |
| 1992-94 | Moore, Martice | 56 | 1585 | 228- 538 | | .424 | 56-159 | .000 | 61- 88 | .693 | 85- 174 | 259 | 4.6 | 117 | 128 | 28 | 54 | 573 | 10.2 |
| 2011-12 | Moore, McPherson | 10 | 19 | 3- 6 | | .500 | 2- 3 | .667 | 0- 0 | .000 | 2- 1 | 3 | 0.3 | 1 | 1 | 2 | 1 | 8 | 0.8 |
| 2011-14 | Morris, Jason | 89 | 1651 | 185- 507 | | .365 | 66-196 | .337 | 79- 115 | .687 | 61- 172 | 233 | 2.6 | 60 | 123 | 26 | 45 | 515 | 5.8 |
| 1996-97 | Morris, Kevin | 27 | 781 | 54- 197 | | .274 | 36-131 | .275 | 15- 25 | .600 | 15- 43 | 58 | 2.1 | 85 | 67 | 2 | 43 | 159 | 5.9 |
| 2005-08 | Morrow, Anthony | 123 | 2906 | 473- 1082 | | .437 | 258-613 | .421 | 196- 226 | .867 | 152- 251 | 403 | 3.3 | 119 | 140 | 26 | 99 | 1400 | 11.4 |
| 2002-05 | Muhammad, Isma'il | 126 | 2512 | 388- 796 | | .487 | 11- 44 | .250 | 192- 390 | .492 | 208- 324 | 532 | 4.2 | 182 | 228 | 33 | 129 | 979 | 7.8 |
| 1986-91 | Munlyn, James | 103 | 966 | 81- 210 | | .386 | 0- 0 | .000 | 49- 92 | .533 | 25- 202 | 227 | 2.2 | 30 | 11 | 45 | 31 | 211 | 2.0 |
| 1994-96 | Murphy, Ryan | 22 | 51 | 10- 26 | | .385 | 4- 13 | .308 | 2- 3 | .667 | 5- 2 | 7 | 0.3 | 9 | 3 | 1 | 2 | 26 | 1.2 |
| 1983-88 | Neal, Craig | 127 | 3095 | 289- 636 | | .454 | 66-170 | .388 | 174- 228 | .763 | - - | 197 | 1.6 | 659 | 0 | 22 | 127 | 818 | 6.4 |
| 1979-82 | Neal, Steve | 40 | 322 | 20- 56 | | .357 | 0- 0 | .000 | 16- 29 | .552 | - - | 60 | 1.5 | 8 | 33 | 4 | 3 | 56 | 1.4 |
| 1998-02 | Neal, Winston | 24 | 39 | 3- 17 | | .176 | 0- 5 | .000 | 1- 4 | .250 | 3- 5 | 8 | 0.3 | 2 | 3 | 0 | 0 | 7 | 0.3 |
| 2002-04 | Nelson, David | 26 | 45 | 4- 10 | | .400 | 2- 5 | .400 | 1- 2 | .500 | 0- 2 | 2 | 0.1 | 5 | 10 | 0 | 2 | 11 | 0.4 |
| 2001-03 | Nelson, Ed | 62 | 1575 | 196- 439 | | .446 | 0- 8 | .000 | 122- 194 | .629 | 142- 276 | 418 | 6.7 | 43 | 106 | 33 | 52 | 514 | 8.3 |
| 1980-81 | New, David | 16 | 155 | 3- 13 | | .231 | 0- 0 | .000 | 6- 8 | .750 | - - | 10 | 0.6 | 4 | 12 | 1 | 2 | 12 | 0.8 |
| 1990-94 | Newbill, Ivano | 123 | 2441 | 186- 367 | | .507 | 0- 6 | .000 | 102- 219 | .466 | 249- 405 | 654 | 5.3 | 123 | 151 | 82 | 56 | 474 | 3.9 |
| 1979-80 | Nidiffer, Toby | 7 | 23 | 1- 3 | | .333 | 0- 0 | .000 | 0- 0 | .000 | - - | 2 | 0.3 | 0 | 0 | 0 | 0 | 2 | 0.3 |
| 1979-80 | Noyes, Rob | 22 | 514 | 24- 66 | | .364 | 0- 0 | .000 | 26- 45 | .578 | - - | 79 | 3.6 | 30 | 32 | 2 | 13 | 74 | 3.4 |
| 2003-04 | Nyström, Jim | 21 | 101 | 16- 34 | | .471 | 8- 24 | .333 | 2- 4 | .500 | 2- 5 | 7 | 0.3 | 7 | 7 | 0 | 5 | 42 | 2.0 |
| 1979-80 | O'Brien, Kerry | 26 | 848 | 80- 138 | | .580 | 0- 0 | .000 | 14- 25 | .560 | - - | 47 | 1.8 | 78 | 52 | 5 | 28 | 174 | 6.7 |
| 2016-19 | Ogbonda, Sylvester | 42 | 208 | 22- 50 | | .440 | 0- 0 | .000 | 17- 29 | .586 | 17- 31 | 48 | 1.1 | 8 | 20 | 12 | 5 | 61 | 1.5 |
| 2016-18 | Okogie, Josh ! | 25 | 894 | 140- 329 | | .426 | 39-102 | .382 | 136- 168 | .810 | 56- 99 | 155 | 6.2 | 60 | 62 | 23 | 43 | 455 | 18.2 |
| 1986-90 | Oliver, Brian | 127 | 4425 | 680- 1317 | | .516 | 105-273 | .385 | 383- 516 | .742 | 82- 531 | 613 | 4.8 | 538 | 97 | 9 | 140 | 1848 | 14.6 |
| 2010-11 | Oliver, Brian | 58 | 1211 | 172- 457 | | .376 | 99-292 | .339 | 41- 53 | .774 | 58- 108 | 166 | 2.9 | 63 | 73 | 16 | 24 | 484 | 8.3 |
| 1980-81 | Patterson, Bill | 2 | 30 | 8- 20 | | .400 | 0- 0 | .000 | 1- 1 | 1.000 | - - | 2 | 1.0 | 1 | 4 | 0 | 2 | 17 | 8.5 |
| 1982-83 | Pearson, Danny | 28 | 857 | 89- 176 | | .506 | 0- 0 | .000 | 61- 87 | .701 | - - | 145 | 5.2 | 45 | 0 | 10 | 15 | 239 | 8.5 |
| 1979-80 | Peck, Steve | 20 | 168 | 8- 30 | | .267 | 0- 0 | .000 | 8- 12 | .667 | - - | 23 | 1.2 | 5 | 22 | 0 | 3 | 24 | 1.2 |
| 2007-10 | Peacock, Zachery | 122 | 2660 | 384- 804 | | .478 | 48-144 | .333 | 193- 262 | .737 | 188- 293 | 481 | 3.9 | 109 | 182 | 51 | 110 | 1009 | 8.3 |
| 1997-00 | Perry, Kyle | 14 | 22 | 2- 4 | | .500 | 0- 0 | .000 | 1- 3 | .333 | 0- 1 | 1 | 0.1 | 2 | 4 | 0 | 1 | 5 | 0.4 |
| 1983-85 | Petway, Scott | 64 | 1393 | 92- 202 | | .455 | 0- 0 | .000 | 50- 70 | .714 | - - | 166 | 2.6 | 126 | 0 | 5 | 45 | 234 | 3.7 |
| 2013-14 | Poole, Jr., Stacey | 41 | 327 | 38- 104 | | .365 | 5- 24 | .208 | 28- 44 | .636 | 12- 38 | 50 | 1.2 | 16 | 21 | 2 | 9 | 109 | 2.7 |
| 2013-14 | Poole, Solomon | 35 | 435 | 47- 131 | | .359 | 26- 81 | .321 | 7- 15 | .467 | 6- 24 | 30 | 0.9 | 50 | 61 | 2 | 10 | 127 | 3.6 |
| 1998-99 | Prentice, Jason | 6 | 6 | 1- 3 | | .333 | 0- 0 | .000 | 0- 1 | .000 | 0- 1 | 1 | 0.2 | 1 | 0 | 0 | 0 | 2 | 0.3 |
| 2016-17 | Price, Jodan | 15 | 43 | 2- 14 | | .143 | 1- 10 | .100 | 0- 0 | .000 | 0- 7 | 7 | 0.5 | 1 | 0 | 2 | 1 | 5 | 0.3 |
| 1982-86 | Price, Mark | 126 | 4604 | 848- 1740 | | .487 | 73-166 | .440 | 424- 499 | .850 | - - | 331 | 2.6 | 510 | - | 11 | 240 | 2193 | 17.4 |
| 2012-13 | Reed, Brandon | 61 | 1293 | 134- 385 | | .348 | 62-195 | .318 | 61- 88 | .693 | 21- 156 | 177 | 2.9 | 75 | 84 | 3 | 37 | 391 | 6.4 |
| 1985-89 | Reese, Willie | 49 | 161 | 24- 48 | | .500 | 0- | | | | | | | | | | | | |

HISTORY

| | |
|--|----------------|
| All-Americans/National Honors | 82 |
| ACC/Conference Honors | 83 |
| Players in the NBA | 84 |
| Tech and International Basketball | 85 |
| Georgia Tech Hall of Fame/Retired Jerseys | 86 |
| Year-by-Year At-A-Glance | 87 |
| Tech's ACC Tournament History | 88-89 |
| Tech's NCAA Tournament / NIT History | 90-95 |
| Tech in Regular-Season Tournament Events | 96-97 |
| Letterwinners All-Time | 98 |
| Numerical Roster All-Time | 99 |
| Starting Lineups | 100-101 |
| Coaching History | 101 |
| Year-by-Year Results | 102-115 |
| Tech vs. No. 1 | 116 |
| Tech in the National Rankings | 117 |
| Series History vs. All Opponents | 118-132 |
| Tech vs. the Conferences | 133 |
| Tech in Overtime | 134 |
| Miscellaneous History | 134-135 |
| Team Photo | 136 |

ALL-AMERICANS

Roger Kaiser, G

| | |
|-------|--|
| 1960 | Look/USBWA (1st) The Sporting News (2nd) |
| 1961* | Associated Press (1st) United Press Int'l (1st) NEA (1st) The Sporting News (1st) Look/USBWA (1st) NABC (2nd) |

Rich Yunkus, C

| | |
|------|--|
| 1970 | Associated Press (3rd) United Press Int'l (3rd) The Sporting News (HM) |
| 1971 | NABC (2nd) The Sporting News (HM) |

Tico Brown, G

| | |
|------|------------------------|
| 1977 | The Sporting News (HM) |
| 1978 | The Sporting News (HM) |
| 1979 | The Sporting News (HM) |

Sammy Drummer, F

| | |
|------|------------------------|
| 1978 | The Sporting News (HM) |
| 1979 | The Sporting News (HM) |

Brook Steppe, F

| | |
|------|------------------------|
| 1980 | The Sporting News (HM) |
|------|------------------------|

Mark Price, G

| | |
|-------|--|
| 1983 | The Sporting News (HM) |
| 1984 | United Press Int'l (3rd) Basketball Weekly (3rd) The Sporting News (HM) |
| 1985# | ESPN (1st) NBC-TV (1st) Associated Press (2nd) Kodak (2nd) United Press Int'l (3rd) Basketball Weekly (3rd) The Sporting News (HM) |
| 1986 | Wooden (1st) NABC (2nd) Basketball Weekly (2nd) Associated Press (3rd) United Press Int'l (3rd) The Sporting News (HM) |

John Salley, C

| | |
|------|--|
| 1985 | The Sporting News (HM) |
| 1986 | NABC (2nd) Associated Press (HM) United Press Int'l (HM) |

Duane Ferrell, F

| | |
|------|------------------------|
| 1986 | The Sporting News (HM) |
| 1987 | The Sporting News (HM) |
| 1988 | The Sporting News (HM) |

Tom Hammonds, F

| | |
|------|--|
| 1986 | The Sporting News (HM) |
| 1987 | The Sporting News (HM) |
| 1988 | The Sporting News (HM) |
| 1989 | The Sporting News (HM) NABC (3rd) Basketball Times (3rd) |

Brian Oliver, G

| | |
|------|--|
| 1989 | The Sporting News (HM) |
| 1990 | Associated Press (HM) United Press Int'l (HM) The Sporting News (HM) |

Dennis Scott, F

| | |
|-------|--|
| 1989 | Sporting News (HM) |
| 1990# | The Sporting News (1st) USBWA (1st) Naismith (1st) The National (1st) Associated Press (2nd) United Press Int'l (2nd) Wooden (2nd) Scripps Howard (2nd) NABC (3rd) |

Kenny Anderson, G

| | |
|-------|---|
| 1990 | The Sporting News (2nd) Wooden (2nd) NABC (2nd) Associated Press (3rd) United Press Int'l (HM) |
| 1991* | Associated Press (1st) United Press Int'l (1st) USBWA (1st) NABC (1st) The Sporting News (2nd) Basketball Times (1st) Basketball Weekly (1st) Naismith (1st) Wooden (1st) |

Malcolm Mackey, F

| | |
|------|-------------------------|
| 1993 | United Press Int'l (HM) |
|------|-------------------------|

James Forrest, F

| | |
|------|-----------------------|
| 1993 | Associated Press (HM) |
| 1994 | Associated Press (HM) |

Travis Best, G

| | |
|------|-------------------------|
| 1994 | Scripps-Howard (HM) |
| 1995 | Basketball Weekly (2nd) |

Stephon Marbury, G

| | |
|------|--|
| 1996 | Associated Press (3rd) College Sports (3rd) Wooden (3rd) |
|------|--|

Matt Harpring, F

| | |
|------|--|
| 1997 | The Sporting News (HM) |
| 1998 | Basketball America (1st) Dick Vitale (1st) USBWA (2nd) Basketball Weekly (2nd) Basketball News (2nd) Associated Press (3rd) Basketball Times (3rd) |

B.J. Elder, G

| | |
|------|-----------------------|
| 2004 | Associated Press (HM) |
|------|-----------------------|

Jarrett Jack, G

| | |
|------|--|
| 2005 | Associated Press (HM) SI.com (HM) Rivals.com (3rd) |
|------|--|

* Consensus first-team selection

Consensus second-team selection

**Academic All-America**

| | |
|------|------------------------|
| 1964 | Jim Caldwell, C (2nd) |
| 1969 | Rich Yunkus, C |
| 1970 | Rich Yunkus, C |
| 1971 | Rich Yunkus, C |
| 1997 | Matt Harpring, F (2nd) |
| 1998 | Matt Harpring, F (1st) |

Academic All-District III

| | |
|------|------------------|
| 1996 | Matt Harpring, F |
| 1997 | Matt Harpring, F |
| 1998 | Matt Harpring, F |
| 2004 | Marvin Lewis, G |

NCAA Postgraduate Scholarship

| | |
|------|------------------|
| 1998 | Matt Harpring, F |
|------|------------------|

NATIONAL/REGIONAL HONORS

James Naismith Award

| | |
|------|--|
| 1986 | Mark Price (finalist) John Salley (nominated) |
| 1987 | Bruce Dalrymple (finalist) |
| 1990 | Dennis Scott (Player of the Year) |
| 1994 | Travis Best (nominated) James Forrest (nominated) |
| 1997 | Matt Harpring (nominated) |
| 1997 | Matt Harpring (finalist) |
| 1998 | Matt Harpring (finalist) |

| | |
|------|--|
| 1993 | Travis Best |
| 1996 | Stephon Marbury (1st) |
| 1998 | Matt Harpring (1st) Dion Glover (1st) |
| 2003 | Chris Bosh (1st) |
| 2004 | B.J. Elder (1st) |
| 2005 | Jarrett Jack (1st) |
| 2017 | Ben Lammers |

John Wooden Award

| | |
|------|--|
| 1986 | Mark Price (finalist) John Salley (nominated) |
| 1989 | Tom Hammonds (finalist) |
| 1990 | Dennis Scott (finalist) Kenny Anderson (finalist) |
| 1994 | Travis Best (nominated) James Forrest (nominated) |
| 1997 | Matt Harpring (nominated) |
| 1997 | Matt Harpring (finalist) |
| 1998 | Matt Harpring (finalist) |
| 2004 | B.J. Elder (semi-finalist) |

National Player of the Year

| | |
|------|----------------------------------|
| 1990 | Dennis Scott (The Sporting News) |
|------|----------------------------------|

NABC All-District

| | |
|------|--|
| 1988 | Tom Hammonds (1st) Duane Ferrell (2nd) |
| 1989 | Tom Hammonds (1st) |
| 1990 | Kenny Anderson (1st) Dennis Scott (1st) Brian Oliver (2nd) |
| 1993 | James Forrest (2nd) Malcolm Mackey (2nd) |
| 1994 | Travis Best (1st) James Forrest (2nd) |
| 1995 | Travis Best (1st) |
| 1996 | Stephon Marbury (1st) |
| 1998 | Matt Harpring (1st) |
| 2001 | Alvin Jones (2nd) |
| 2003 | Chris Bosh (1st) |
| 2004 | B.J. Elder (2nd) |
| 2010 | Gani Lawal (1st) |

USBWA All-District

| | |
|------|--------------|
| 1960 | Roger Kaiser |
| 1961 | Roger Kaiser |
| 1963 | Jim Caldwell |

Basketball Times All-South

| | |
|------|--------------------|
| 2005 | Jarrett Jack (1st) |
|------|--------------------|

National Freshman of the Year

| | |
|------|---|
| 1990 | Kenny Anderson (UPI, Basketball Times, Scripps Howard) |
|------|---|

Freshman All-America

| | |
|------|---|
| 1992 | James Forrest (Basketball Times, 1st) |
| 1993 | Marlice Moore (Basketball Times, 3rd) |
| 1995 | Matt Harpring (Basketball Weekly, 2nd) |
| 1996 | Stephon Marbury (Basketball Weekly, 1st) |
| 2003 | Chris Bosh (USBWA, 1st) |
| 2007 | Javaris Crittenton (College Insider) |
| 2010 | Derrick Favors (Sporting News) |

NABC Silver Anniversary Award

| | |
|------|--------------|
| 1986 | Roger Kaiser |
|------|--------------|

NCAA Silver Anniversary Award

| | |
|------|--------------|
| 1978 | Pete Silas |
| 1986 | Roger Kaiser |

National Coach of the Year

| | |
|------|--|
| 1985 | Bobby Cremins (CBS-TV, Chevrolet, NBC-TV Al McGuire, Basketball Times) |
| 1990 | Bobby Cremins (Naismith) |
| 2004 | Paul Hewitt (Fritz Pollard Award/BCA) |

NABC District Coach of the Year

| | |
|------|---------------|
| 1988 | Bobby Cremins |
| 2001 | Paul Hewitt |
| 2017 | Josh Pastner |

ATLANTIC COAST CONFERENCE HONORS

ACC Player of the Year

| | |
|------|--------------------|
| 1985 | Mark Price, G (AP) |
| 1990 | Dennis Scott, F |

ACC Coach of the Year

| | |
|------|---------------|
| 1983 | Bobby Cremins |
| 1985 | Bobby Cremins |
| 1996 | Bobby Cremins |
| 2001 | Paul Hewitt |
| 2017 | Josh Pastner |

ACC Rookie of the Year

| | |
|------|--------------------|
| 1983 | Mark Price, G |
| 1984 | Bruce Dalrymple, G |
| 1985 | Duane Ferrell, F |
| 1986 | Tom Hammonds, F |
| 1988 | Dennis Scott, G |
| 1990 | Kenny Anderson, G |
| 1993 | Martice Moore, G-F |
| 1996 | Stephon Marbury, G |
| 2002 | Ed Nelson, F |
| 2003 | Chris Bosh, F |
| 2010 | Derrick Favors, F |

ACC Defensive Player of the Year

| | |
|------|----------------|
| 2017 | Ben Lammers, C |
|------|----------------|

All-Atlantic Coast Conference

| | |
|------|---|
| 1982 | Brook Steppe, G (2nd) |
| 1983 | Mark Price, G (2nd) |
| 1984 | Mark Price, G (1st) |
| 1985 | Mark Price, G (1st), John Salley, F (2nd) |
| 1986 | Mark Price, G (1st), John Salley, C (2nd), Bruce Dalrymple, G (2nd/AP) |
| 1987 | Duane Ferrell, F (2nd), Tom Hammonds, F (2nd/AP) |
| 1988 | Tom Hammonds, F (1st) Duane Ferrell, F (2nd), Craig Neal, G (3rd/AP) |
| 1989 | Tom Hammonds, F (1st) Brian Oliver, G (2nd), Dennis Scott, G (3rd/AP) |
| 1990 | Dennis Scott, F (1st*), Kenny Anderson, G (1st), Brian Oliver, G (2nd) *unanimous |
| 1991 | Kenny Anderson, G (1st), Malcolm Mackey, F (2nd) |
| 1992 | Jon Barry, G (3rd), Malcolm Mackey, F (3rd) |
| 1993 | Travis Best, G (3rd) |
| 1994 | James Forrest, F (1st), Travis Best, G (2nd) |
| 1995 | Travis Best, G (2nd), James Forrest, F (3rd) |
| 1996 | Matt Harpring, F (1st), Stephon Marbury, G (1st), Drew Barry, G (2nd) |
| 1997 | Matt Harpring, F (1st) |
| 1998 | Matt Harpring, F (1st) |
| 1999 | Jason Collier, F (2nd) |
| 2000 | Jason Collier, F (2nd) |
| 2001 | Alvin Jones, C (1st) |
| 2002 | Tony Akins, G (2nd) |
| 2003 | Chris Bosh, F (2nd), B.J. Elder, G (3rd) |
| 2004 | B.J. Elder, G (2nd), Jarrett Jack, G (3rd) |
| 2005 | Jarrett Jack, G (2nd) |
| 2007 | Javaris Crittenton, G (3rd) |
| 2009 | Gani Lawal, F (3rd) |
| 2010 | Gani Lawal, F (3rd) |
| 2011 | Iman Shumpert, G (2nd) |
| 2014 | Daniel Miller, C (3rd media) |
| 2016 | Marcus Georges-Hunt, G (2nd coaches, 3rd media) |
| 2017 | Ben Lammers, C (2nd) |
| 2018 | Josh Okogie, G (3rd) |

ACC All-Freshman Team

| | |
|------|---|
| 1993 | Drew Barry, G (1st), Martice Moore, F (1st) |
| 1995 | Matt Harpring, F (1st) |
| 1996 | Stephon Marbury, G (1st) |

| | |
|------|---|
| 1998 | Dion Glover, G (1st), Alvin Jones, C (1st) |
| 2001 | Marvin Lewis, F (1st) |
| 2002 | Ed Nelson, F (1st), B.J. Elder, G (1st) |
| 2003 | Chris Bosh, F (1st) |
| 2007 | Javaris Crittenton, G (1st), Thaddeus Young, F (HM) |
| 2010 | Derrick Favors, F (1st) |
| 2013 | Robert Carter, Jr, F (coaches) |
| 2017 | Josh Okogie, G |

ACC All-Defensive Team

| | |
|------|-----------------------------------|
| 2000 | Alvin Jones, C |
| 2001 | Alvin Jones, C |
| 2003 | Chris Bosh, F |
| 2011 | Iman Shumpert, G |
| 2013 | Daniel Miller, C (media) |
| 2014 | Daniel Miller, C (media, coaches) |
| 2017 | Ben Lammers, C (POY) |
| 2018 | Ben Lammers, C |
| 2019 | James Banks III, C |

Academic All-ACC Team

| | |
|------|-----------------------------------|
| 2011 | Mfon Udofia |
| 2012 | Nate Hicks, Pierre Jordan |
| 2013 | Chris Bolden, Marcus Georges-Hunt |
| 2014 | Marcus Georges-Hunt, Trae Golden |
| 2015 | Tadric Jackson |
| 2016 | Tadric Jackson |
| 2017 | Justin Moore, Josh Okogie |
| 2018 | Brandon Alston |
| 2019 | Brandon Alston |

Established in 2010-11

ACC Academic Honor Roll

| | |
|------|---|
| 1980 | Kerry O'Brien |
| 1982 | Stu Lyons |
| 1990 | Greg White |
| 1992 | Rod Balanis, James Gaddy, Greg White |
| 1993 | Drew Barry |
| 1994 | Yann Barbic, Todd Harlicka, John Kelly |
| 1995 | Matt Harpring |
| 1996 | Drew Barry, Matt Harpring, John Kelly |
| 1997 | Matt Harpring, Jon Babul |
| 1998 | Matt Harpring |
| 1999 | Jon Babul |
| 2000 | Jon Babul |
| 2001 | Marvin Lewis |
| 2003 | Marvin Lewis |
| 2004 | Keith Jones, Marvin Lewis, David Nelson |
| 2006 | Gary Cage, Mario West |
| 2008 | Gary Cage |
| 2010 | D'Andre Bell, Daniel Miller, Sam Shew |
| 2011 | Nate Hicks, Mfon Udofia |
| 2012 | Derek Craig, Nate Hicks, Pierre Jordan, McPherson Moore |
| 2013 | Brooks Doyle, Colin Gurry, Pierre Jordan |
| 2014 | Brooks Doyle, Marcus Georges-Hunt |
| 2015 | Brooks Doyle, Tadric Jackson, Patrick Lamar, Rand Rowland |
| 2016 | Rand Rowland |
| 2017 | Norman Harris, Josh Heath, Kellen McCormick, Jodan Price, Rand Rowland, Quinton Stephens |
| 2018 | Brandon Alston, Evan Jester, Ben Lammers, Malachi Rice |
| 2019 | Brandon Alston, Shaheed Medlock |

Weaver-James-Corrigan ACC Postgraduate Scholarship

| | |
|------|---------------|
| 1998 | Matt Harpring |
| 2004 | Marvin Lewis |

All Metro-Conference

| | |
|------|--|
| 1977 | Tico Brown, G (1st) Jim Wood, C (2nd) Lenny Horton, F (All-Freshman) |
| 1978 | Sammy Drummer, F (1st), Tico Brown, G (2nd), Lenny Horton, F (HM) |

Metro Conference Coach of the Year

| | |
|------|----------------|
| 1977 | Dwane Morrison |
|------|----------------|

Academic All-Metro Conference

| | |
|------|------------------|
| 1976 | Mike Bottorff, G |
|------|------------------|

All-Southeastern Conference Tournament

| | |
|------|--|
| 1936 | Burtz Boulware, G (2nd) |
| 1937 | Bo Johnston, C (1st) Bill Jordan, F (2nd) |
| 1938 | Bill Jordan, F (1st) Bo Johnston, C (2nd) Junior Anderson, G (2nd) Fletcher Sims, G (2nd) |
| 1943 | Herb Bergman, G (2nd) |
| 1944 | Wes Paxson, F (1st) Frank Broyles, G (2nd) |
| 1945 | Billy Williams, F (2nd) Frank Broyles, G (2nd) |
| 1947 | Frank Broyles, G (2nd) |
| 1948 | Jim Nolan, C (1st) Colin Anderson, G (2nd) |
| 1952 | Pete Silas, G (2nd) |

Served as All-SEC team from 1933-48

All-Southeastern Conference

| | |
|------|---|
| 1945 | Frank Broyles, G (1st) Durand Holliday, F (2nd) |
| 1949 | Jim Nolan, C (2nd/AP) Colin Anderson, G (3rd/AP) |
| 1950 | Colin Anderson, G (1st/AP) |
| 1951 | Pete Silas, G (3rd/AP) |
| 1953 | Pete Silas, G (1st/AP) |
| 1955 | Joe Helms, G (3rd/AP) |
| 1956 | Bobby Kimmel, G (3rd/AP) |
| 1957 | Bobby Kimmel, G (3rd/AP, 2nd/C) |
| 1958 | Terry Randall, G (2nd/AP, 2nd/C) Bud Blemker, G (2nd/AP, 1st/C) Dave Denton, F (3rd/AP) |
| 1959 | Terry Randall, G (2nd/AP) Bud Blemker, G (2nd/AP, 1st/C) |
| 1960 | Dave Denton, C (1st/AP, 1st/C) Roger Kaiser, G (1st/AP, 1st/C) |
| 1961 | Roger Kaiser, G (1st/AP, 1st/C) |
| 1963 | Jim Caldwell, C (2nd/AP, 1st/C) Mike Tomasovich, F (3rd/AP) |
| 1964 | Jim Caldwell, C (2nd/AP, 1st/C) R.D. Craddock, G (2nd/AP, 1st/C) |

by Associated Press, Coaches

Academic All-SEC

| | |
|------|--|
| 1962 | Alan Nass, C (1st) |
| 1963 | Jim Caldwell, C (1st) Ron Scharf, F (2nd) Alan Nass, C (2nd) |
| 1964 | Jim Caldwell, C (1st) R.D. Craddock, G (2nd) Ron Scharf, F (HM) Bill Eidson, G (HM) |

TECH PLAYERS IN THE NBA

Alade Aminu

Miami Heat (2010)

Kenny Anderson

New Jersey Nets (1991-95)
Charlotte Hornets (1996)
Portland Trail Blazers (1997-98)
Boston Celtics (1998-2002)
Seattle Supersonics (2003)
New Orleans Hornets (2003)
Indiana Pacers (2004)
Atlanta Hawks (2005)
Los Angeles Clippers (2005)

Drew Barry

Atlanta Hawks (1998)
Seattle Supersonics (1999-2000)
Golden State Warriors (2000)
Atlanta Hawks (2000)

Jon Barry

Milwaukee Bucks (1992-95)
Golden State Warriors (1996)
Atlanta Hawks (1997)
Los Angeles Lakers (1998)
Sacramento Kings (1999-2001)
Detroit Pistons (2002-2003)
Denver Nuggets (2004)
Atlanta Hawks (2005)
Houston Rockets (2005-06)

Travis Best

Indiana Pacers (1996-2002)
Chicago Bulls (2002)
Miami Heat (2003)
Dallas Mavericks (2004)
New Jersey Nets (2005)

Chris Bosh

Toronto Raptors (2004-10)
Miami Heat (2011-16)

Will Bynum

Golden State Warriors (2006)
Detroit Pistons (2009-14)
Washington Wizards (2015)

Jim Caldwell

New York Knicks (1967-68)
New Jersey Americans (1967-68)
Kentucky Colonels (1968-69)

Jason Collier

Houston Rockets (2001-03)
Atlanta Hawks (2004-05)

Javaris Crittenton

Los Angeles Lakers (2008)
Memphis Grizzlies (2008-09)
Washington Wizards (2009-10)

Derrick Favors

New Jersey Nets/Utah Jazz (2011-12)
Utah Jazz (2012-19)
New Orleans Pelicans (2020)

Duane Ferrell

Atlanta Hawks (1989-94)
Indiana Pacers (1995-97)
Golden State Warriors (1998-99)

Matt Geiger

Miami Heat (1993-95)
Charlotte Hornets (1996-98)
Philadelphia 76ers (1999-2002)

Marcus Georges-Hunt

Miami Heat (2017)
Orlando Magic (2017)
Minnesota Timberwolves (2018)

Dion Glover

Atlanta Hawks (2000-04)
Toronto Raptors (2004)
San Antonio Spurs (2005)

Tom Hammonds

Washington Bullets (1990-92)
Charlotte Hornets (1992)
Denver Nuggets (1993-97)
Minnesota Timberwolves (1998-2001)

Matt Harpring

Orlando Magic (1999-2000)
Cleveland Cavaliers (2001)
Philadelphia 76ers (2002)
Utah Jazz (2003-09)

Jarrett Jack

Portland Trail Blazers (2006-08)
Indiana Pacers (2009)
Toronto Raptors (2010-11)
New Orleans Hornets (2011-12)
Golden State Warriors (2013)
Cleveland Cavaliers (2014)
Brooklyn Nets (2015-16)
New Orleans Pelicans (2017)
New York Knicks (2018)

Alvin Jones

Philadelphia 76ers (2002)

Gani Lawal

Phoenix Suns (2011)

Malcolm Mackey

Phoenix Suns (1994)

Stephon Marbury

Minnesota Timberwolves (1997-99)
New Jersey Nets (1999-2001)
Phoenix Suns (2002-04)
New York Knicks (2004-08)
Boston Celtics (2009)

Anthony Morrow

Golden State Warriors (2009-10)
New Jersey Nets (2011-12)
Atlanta Hawks (2013)
New Orleans Pelicans (2014)
Oklahoma City Thunder (2015-17)
Chicago Bulls (2017)

Craig Neal

Portland Trail Blazers (1988-89)
Miami Heat (1988-89)
Denver Nuggets (1990-91)

Ivano Newbill

Detroit Pistons (1995)
Atlanta Hawks (1997)
Vancouver Grizzlies (1998)

Jim Nolan

Philadelphia Warriors (1949-50)

Josh Okogie

Minnesota Timberwolves (2018-present)

Brian Oliver

Philadelphia 76ers (1991-92)
Atlanta Hawks (1998)

Mark Price

Cleveland Cavaliers (1987-95)
Washington Bullets (1996)
Golden State Warriors (1997-98)
Orlando Magic (1998)

Glen Rice, Jr.

Washington Wizards (2014-15)

John Salley

Detroit Pistons (1987-92)
Miami Heat (1993-95)
Toronto Raptors (1996)
Chicago Bulls (1996)
Los Angeles Lakers (2000)

Luke Schenscher

Chicago Bulls (2006)
Portland Trail Blazers (2007)

Dennis Scott

Orlando Magic (1991-97)
Dallas Mavericks (1998)
Phoenix Suns (1998)
New York Knicks (1999)
Minnesota Timberwolves (1999)
Vancouver Grizzlies (2000)

Iman Shumpert

New York Knicks (2012-15)
Cleveland Cavaliers (2015-17)
Sacramento Kings (2018-19)
Houston Rockets (2019)

DRAFT PICKS AND FREE AGENT SIGNEES

2018

Josh Okogie - 1st/20th pick, Minnesota Timberwolves

2017

Marcus Georges-Hunt - FA, Miami Heat, Orlando Magic

2013

Glen Rice, Jr. - 2nd/35th pick, Philadelphia 76ers
Traded to Washington Wizards

2011

Iman Shumpert - 1st/17th pick, New York Knicks

2010

Derrick Favors - 1st/3rd pick, New Jersey Nets
Gani Lawal - 2nd/46th overall, Phoenix Suns

2009

Alade Aminu - FA, Miami Heat
Anthony Morrow - FA, Golden State Warriors

2007

Thaddeus Young - 1st/12th pick*, Philadelphia 76ers
Javaris Crittenton - 1st/19th, Los Angeles Lakers
Mario West - FA, Atlanta Hawks

2005

Jarrett Jack - 1st/22nd pick, Denver Nuggets
Traded to Portland Trail Blazers
Will Bynum - FA, Boston Celtics
Luke Schenscher - FA, Denver Nuggets

2003

Chris Bosh - 1st/4th pick*, Toronto Raptors

2001

Alvin Jones - 2nd/57th pick, Philadelphia 76ers

2000

Jason Collier - 1st/15th pick, Milwaukee Bucks
Traded to Houston Rockets

1999

Dion Glover - 1st/20th pick, Atlanta Hawks

1998

Matt Harpring - 1st/15th pick, Orlando Magic

1997

Eddie Elisma - 2nd/41st pick, Seattle Supersonics

1996

Stephon Marbury - 1st/4th pick*, Milwaukee Bucks
Traded to Minnesota Timberwolves
Drew Barry - 2nd/57th, Seattle Supersonics

1995

Travis Best - 1st/22nd pick, Indiana Pacers
James Forrest - 3rd/34th, Omaha Racers (CBA)

1994

Fred Vinson - FA, Atlanta Hawks
Ivano Newbill - FA, Detroit Pistons

1993

Malcolm Mackey - 1st/27th pick, Phoenix Suns

1992

Jon Barry - 1st/21st pick, Boston Celtics
Matt Geiger - 2nd/42nd, Miami Heat

1991

Kenny Anderson - 1st/2nd pick*, New Jersey Nets

1990

Dennis Scott - 1st/4th pick*, Orlando Magic
Brian Oliver - 2nd/32nd, Philadelphia 76ers

1989

Tom Hammonds - 1st/9th pick*, Washington Bullets
Anthony Sherrod - 7th/110th, Tulsa (CBA)

1988

Craig Neal - 3rd/71st pick, Portland Trailblazers
Duane Ferrell - FA, Atlanta Hawks;

1987

Bruce Dalrymple - 2nd/46th pick, Phoenix Suns

1986

Mark Price - 2nd/25th pick, Dallas Mavericks
Traded to Cleveland Cavaliers
John Salley - 1st/11th pick*, Detroit Pistons

1985

Yvon Joseph - 2nd/36th pick, New Jersey Nets

1983

George Thomas - 8th/173rd pick, Atlanta Hawks

1982

Brook Steppe - 1st/17th pick, Kansas City Kings

1980

Lenny Horton - 5th/112th pick, Seattle Supersonics

1979

Tico Brown - 2nd/23rd pick, Utah Jazz
Sammy Drummer - 4th/76th, Houston Rockets

1971

Rich Yunkus - 3rd/38th pick, Cincinnati Royals;
3rd, Carolina (ABA)

1970

Bob Seemer - 10th/169th pick, Milwaukee Bucks

1968

Phil Wagner - 6th/75th pick, Atlanta Hawks;
5th, Indiana (ABA)

1967

Pres Judy - Round n/a, Kentucky Colonels (ABA)

1965

Jim Caldwell - 3rd/28th pick, Los Angeles Lakers
Ronald Scharf - 15th/107th, Cincinnati Royals

1961

Roger Kaiser - 4th/41st pick, Chicago Bulls;
Round n/a, New York (ABL)

1960

Dave Denton - 6th/43rd pick, New York Knicks;
Round n/a, Hawaii (ABL)

1953

Pete Silas - 82nd overall pick, Minneapolis Lakers

1950

Colin Anderson - 10th/112nd pick, Indianapolis Kautskys

1949

Jim Nolan - 2nd/18th pick, Philadelphia Warriors

1947

Frank Broyles - 69th overall pick, Toronto Huskies

**denotes lottery pick*

Brook Steppe

Kansas City Kings (1983)
Indiana Pacers (1984)
Detroit Pistons (1985)
Sacramento Kings (1987)
Portland Trail Blazers (1989)

Fred Vinson

Atlanta Hawks (1995)
Seattle Supersonics (2000)

Phil Wagner

Indiana Pacers (1969)

Mario West

Atlanta Hawks (2008-10)
New Jersey Nets (2011)

Thaddeus Young

Philadelphia 76ers (2008-14)
Minnesota Timberwolves (2015)
Brooklyn Nets (2015-16)
Indiana Pacers (2017-19)
Chicago Bulls (2020)

TECH AND INTERNATIONAL BASKETBALL



Alade Aminu

- The only Georgia Tech player to participate in two Olympic games in basketball, he competed for Nigeria in 2012 in London and 2016 in Rio de Janeiro.

Kenny Anderson

- Played on bronze medal-winning United States team at the 1990 World Championships

Chris Bosh (above)

- Became only the second Tech alumnus to make the U.S. Olympic team in the 2008 games in Beijing, China, which won the gold medal. They were known as the "Redeem Team" after the U.S. won the bronze medal in 2004 in Athens.
- Helped U.S. win the bronze medal at the 2006 FIBA World Championships in Japan.



Bobby Cremins

- Assistant Coach for the 1996 U.S. Olympic Team—Dream Team III—which captured the gold medal at the Centennial Olympic Games in Atlanta. Chosen by head coach Lenny Wilkens along with Clem Haskins of Minnesota and Jerry Sloan of the Utah Jazz
- Assisted Arizona's Lute Olsen in coaching the U.S. team to a gold medal at the 1986 World Championships and Goodwill Games in Madrid, Spain
- In 1989, coached a U.S. squad to qualification for the 1990 World Championships

Dion Glover

- Helped U.S. win the gold medal at the 1998 Goodwill Games in New York, N.Y.

Tom Hammonds

- Played for gold medal-winning U.S. squad in the 1986 World Basketball Championships in Madrid, Spain
- Attended 1988 Olympic Trials

Stephon Marbury

- Helped U.S. win the bronze medal at the 2004 Olympic Games in Athens, Greece

Mark Price (left)

- Helped U.S. win a gold medal at the 1983 Pan Am Games in Caracas, Venezuela
- Also played on gold medal-winning team at the 1984 World Championships
- Invited to 1984 Olympic Trials
- As a pro, played for Dream Team II, which won a gold medal at the 1994 World Championships in Toronto

Pete Silas

- Played for gold medal-winning U.S. squad in the 1955 Pan Am Games in Mexico City, Mexico

ALL-TIME USA TEAM ROSTER

USA NATIONAL TEAM – OLYMPICS

- 1996 – Bobby Cremins/assistant coach (gold medal)
- 2004 – Stephon Marbury (bronze medal)
- 2008 – Chris Bosh (gold medal)

USA NATIONAL TEAM – WORLD CHAMPIONSHIPS

- 1986 – Tom Hammonds (gold medal)
- 1986 – Bobby Cremins/assistant coach (gold medal)
- 1990 – Kenny Anderson (bronze medal)
- 1994 – Mark Price (gold medal)
- 2006 – Chris Bosh (bronze medal)

ADDITIONAL USA TEAM HISTORY

- Chris Bosh – 2006-08 Select National Team Program, 2010-12 Men's National Team
- Robert Carter, Jr. – 2013 U19 Training Camp
- Jason Collier – 1996 Nike Hoop Summit
- Bobby Cremins (assistant coach) – 1986 Goodwill Games (gold medal), 1989 World Championships Qualifying Team
- Derrick Favors – 2013 Men's National Team Mini-Camp
- Marcus Georges-Hunt – 2013 U19 Training Camp
- Dion Glover – 1997 Nike Hoop Summit, 1998 Goodwill Games (gold medal)
- Tom Hammonds – 1988 Olympic Trials
- Michael Maddox – 1995 U19 Team
- Stephon Marbury – 1995 Nike Hoop Summit, 1995 USA U19 Team
- Craig Neal – 1993 FIBA Americas Qualifying Team
- Josh Okogie – 2017 U19 Team
- Mark Price – 1983 Pan American Games Team (gold medal)
- Pete Silas – 1955 Pan American Games Team (gold medal)
- Thaddeus Young – 2006 Nike Hoop Summit, 2009 Men's National Team Mini-Camp, 2019 Men's National Team training camp

OTHER NATIONS

- Alade Aminu – Nigerian team member in 2012 and 2016 Olympic Games
- Josh Okogie – Nigerian team member in 2019 FIBA World Championships



GEORGIA TECH HALL OF FAME/RETIRED JERSEYS

GEORGIA TECH HALL OF FAME

| Name | Class | Inducted |
|-------------------------------|-----------|----------|
| Kenny Anderson | 1991 | 2001 |
| Nicholas George Azar | 1928 | 1982 |
| Drew Barry | 1996 | 2010 |
| Travis Best | 1995 | 2006 |
| Chris Bosh | 2003 | 2018 |
| Buddy Blemker | 1959 | 1965 |
| Jim Caldwell | 1966 | 1976 |
| Lenny Cohen | 1957 | 1973 |
| R.D. Craddock | 1965 | 1965 |
| Bobby Cremins, coach | 1981-2000 | 2006 |
| Bruce Dalrymple | 1987 | 1994 |
| Dave Denton | 1960 | 1973 |
| Melvin Dold | 1951 | 1961 |
| B.J. Elder | 2005 | 2017 |
| Duane Ferrell | 1988 | 1995 |
| Sid Goldin | 1930 | 1984 |
| Tom Hammonds | 1989 | 1996 |
| Matt Harpring | 1998 | 2008 |
| Tiny Hearn | 1927 | 1956 |
| Joe Helms | 1956 | 1964 |
| Lenny Horton | 1980 | 1985 |
| John C. Hyder, as a player | 1937 | 1960 |
| John C. Hyder, as a coach | 1952-73 | 1983 |
| Jarrett Jack | 2005 | 2016 |
| Bo Johnston | 1938 | 1958 |
| Alvin Jones | 2001 | 2014 |
| Bill Jordan | 1938 | 1986 |
| Pres Judy | 1967 | 1974 |
| Roger Kaiser | 1961 | 1966 |
| Joe Keener | 1951 | 1974 |
| Bobby Kimmel | 1957 | 1963 |
| Malcolm Mackey | 1993 | 2005 |
| Roy Mundorff, coach | 1926-42 | 1968 |
| Alan Nass | 1963 | 1963 |
| Ida Neal | 1989 | 1995 |
| Jim Nolan | 1949 | 1962 |
| Brian Oliver | 1990 | 2000 |
| Wesley Paxson | 1944 | 1969 |
| Frank Player | 1928 | 1984 |
| Mark Price | 1986 | 1991 |
| Terry Randall | 1959 | 1970 |
| Wayne Richards | 1961 | 1980 |
| Babe Roane | 1924 | 1971 |
| John Salley | 1986 | 1991 |
| Dennis Scott | 1990 | 2001 |
| Mickey Sermersheim | 1951 | 1972 |
| Pete Silas | 1953 | 1959 |
| Fletcher Sims (also football) | 1937 | 1968 |
| Jim Thorne | 1971 | 1979 |
| Pete Thorne | 1968 | 1979 |
| Mike Tomasovich | 1964 | 1980 |
| Teeter Umsted | 1952 | 1962 |
| Phil Wagner | 1968 | 1973 |
| Jim Wood | 1977 | 1985 |
| Rich Yunkus | 1971 | 1971 |



The following six Georgia Tech basketball players have had their jersey numbers permanently retired. Banners recognizing them hang in the interior of McCamish Pavilion.

#15 • Matt Harpring

Retired Feb. 25, 1998

- First-team all-American in 1998
- One of only two Tech players to earn first-team all-ACC honors three times
- Came within eight points of breaking the Tech career scoring record, finishing second with 2,225 points
- Also ranks second in career rebounds and among Tech's all-time leaders in virtually every statistical category
- Two-time Academic All-American

#20 • Tom Hammonds

Retired March 1, 1989

- Third-team all-American in 1989
- Three-time all-ACC selection, including first-team honors in 1988 and 1989
- ACC Rookie of the Year in 1986
- Became the third player in Tech history to score 2,000 points and still ranks fifth in career scoring and rebounding
- Helped Tech to four straight NCAA Tournament appearances

#21 • Roger Kaiser

Retired Feb. 27, 1961

- Georgia Tech's first all-American (1960) and one of only two consensus all-Americans (1961) in school history
- SEC Player of the Year in 1961
- Led Tech to its first NCAA Tournament
- Finished with Tech career records for points and scoring average

#22 • John Salley

Retired March 2, 1986

- Second-team all-American in 1986
- Two-time all-ACC selection
- Finished with the Tech career record for blocked shots
- Along with Mark Price, helped the Jackets rise to national prominence

#25 • Mark Price

Retired March 2, 1986

- Three-time all-American, including first-team honors in 1985
- Tech's first all-ACC first-team honoree and one of only two Jackets to be all-ACC three straight years
- ACC Rookie of the Year in 1983, when he led the league in scoring
- Finished his career as Tech's second-leading scorer and leader in assists and steals

#40 • Rich Yunkus

Retired in 1971

- Tech's all-time leading scorer with 2,232 points in just three seasons
- Second-team all-America in 1971 and a third-team selection in 1970
- Averaged a school-record 30.1 points per game as a junior
- Three-time Academic All-American



Banners recognizing the considerable and legendary accomplishments of the following individuals also hang alongside those of the six players.

Al Ciraldo

Voice of the Jackets

- Georgia Tech radio announcer for 43 years
- Called play-by-play for 1,030 basketball games from 1954-93
- Banner was raised on Feb. 14, 1998, three months after his death at the age of 76

Bobby Cremins

Head Coach 1981-2000

- National Coach of the Year - 1985, 1990
- ACC Coach of the Year - 1983, 1985, 1996
- Led Tech to three ACC titles (1985, 1990, 1993) and one NCAA Final Four
- Coaching record at Georgia Tech - 354-237
- Banner was raised and the Alexander Memorial Coliseum court was named in his honor on March 8, 2003

John "Whack" Hyder

Head Coach 1952-73

- Led Tech to its first NCAA Tournament appearance in 1960
- Led Tech to NIT appearances in 1970 and 1971, advancing to the finals in 1971
- Beat Kentucky teams ranked No. 1 three times in his career
- Coaching record at Georgia Tech - 292-271
- Banner was raised during the 2003-04 season

YEAR-BY-YEAR AT-A-GLANCE

| Year | Coach | Captain(s) | W-L | Conf. |
|--|-------------------|---|----------------|----------------|
| 1906 | Chapman | Wert | 2-1 | |
| 1909 | John Heisman | Val Dawson | 1-6 | |
| 1910-12 | No teams | | | |
| 1913 | John Heisman | J.T.L. Brown | 2-6 | |
| 1914 | John Heisman | Forbes Bradley | 6-2 | |
| 1915-19 | No teams | | | |
| 1920 | William Alexander | G.R. Frazer | 7-10 | |
| 1921 | Joe Bean | A.H. Staton | 4-10 | |
| Early era | | | 22-35 | |
| Tech enters Southern Conference | | | | |
| 1922 | William Alexander | J.D. Brewster | 11-6 | |
| 1923 | William Alexander | E.L. Jenks | 9-9 | |
| 1924 | William Alexander | R.W. Roane | 9-13 | |
| 1925 | Harold Hansen | Fred Moore | 4-12 | |
| 1926 | Harold Hansen | George Wilder | 6-11 | |
| 1927 | Roy Mundorff | Dynamite Wilder | 17-10 | |
| 1928 | Roy Mundorff | Nick George | 10-7 | |
| 1929 | Roy Mundorff | Hank Heeke | 15-6 | |
| 1930 | Roy Mundorff | Sid Goldin | 10-13 | |
| 1931 | Roy Mundorff | H.F. Wages | 11-13 | |
| 1932 | Roy Mundorff | Unknown | 7-6 | |
| Southern Conference era | | | 109-106 | |
| Tech enters Southeastern Conference | | | | |
| 1933 | Roy Mundorff | Unknown | 9-6 | 7-6 |
| 1934 | Roy Mundorff | Unknown | 6-12 | 4-9 |
| 1935 | Roy Mundorff | Billy Glenn | 6-8 | 5-5 |
| 1936 | Roy Mundorff | Unknown | 10-8 | 8-6 |
| 1937 | Roy Mundorff | Whack Hyder | 13-2 | 10-0 |
| 1938* | Roy Mundorff | Bo Johnston | 18-2 | 12-2 |
| 1939 | Roy Mundorff | Lester Anderson | 6-9 | 4-8 |
| 1940 | Roy Mundorff | Walter Haymans | 7-8 | 6-7 |
| 1941 | Roy Mundorff | Carlton Lewis | 8-11 | 4-9 |
| 1942 | Roy Mundorff | Carlton Lewis | 8-8 | 4-8 |
| 1943 | Roy Mundorff | Jake Lance | 11-5 | 7-5 |
| 1944 | Dwight Keith | Wes Paxson | 14-4 | 3-1 |
| 1945 | Dwight Keith | Frank Broyles | 11-6 | 9-5 |
| 1946 | Dwight Keith | Bob Davis | 10-11 | 6-7 |
| 1947 | Roy McArthur | Herb Bergman | 12-11 | 6-6 |
| 1948 | Roy McArthur | Unknown | 12-16 | 9-11 |
| 1949 | Roy McArthur | Jim Nolan | 11-13 | 7-10 |
| 1950 | Roy McArthur | Unknown | 14-13 | 7-9 |
| 1951 | Roy McArthur | Mickey Sermersheim | 8-19 | 7-12 |
| 1952 | Whack Hyder | Teeter Umstead | 7-15 | 5-13 |
| 1953 | Whack Hyder | Pete Silas | 5-17 | 4-9 |
| 1954 | Whack Hyder | John Harwell | 2-22 | 0-14 |
| 1955 | Whack Hyder | Bobby Kimmel | 12-13 | 7-7 |
| 1956 | Whack Hyder | Bobby Kimmel | 12-11 | 6-8 |
| 1957 | Whack Hyder | Bobby Kimmel | 18-8 | 9-5 |
| 1958 | Whack Hyder | Terry Randall, Jim Johnson, Gary Phillips | 15-11 | 7-7 |
| 1959 | Whack Hyder | Terry Randall | 17-9 | 9-5 |
| 1960# | Whack Hyder | Roger Kaiser | 22-6 | 11-3 |
| 1961 | Whack Hyder | Roger Kaiser | 13-13 | 6-8 |
| 1962 | Whack Hyder | Josh Powell | 10-16 | 4-10 |
| 1963 | Whack Hyder | Alan Nass | 21-5 | 10-4 |
| 1964 | Whack Hyder | R.D. Craddock | 17-9 | 9-5 |
| Southeastern Conference era | | | 365-327 | 212-224 |
| Tech leaves Southeastern Conference | | | | |
| 1965 | Whack Hyder | R.D. Craddock | 14-11 | |
| 1966 | Whack Hyder | Pres Judy | 13-13 | |
| 1967 | Whack Hyder | Pres Judy | 17-9 | |
| 1968 | Whack Hyder | Phil Wagner | 12-13 | |
| 1969 | Whack Hyder | Ted Tomasovich | 12-13 | |
| 1970% | Whack Hyder | Rich Yunkus | 17-10 | |
| 1971% | Whack Hyder | Jim Thorne | 23-9 | |
| 1972 | Whack Hyder | Frank Samoylo | 6-20 | |
| 1973 | Whack Hyder | Peanut Murphy | 7-18 | |
| 1974 | Dwane Morrison | Steve Sonnenberg | 5-21 | |
| 1975 | Dwane Morrison | Steve Sonnenberg, Preston Campbell | 11-15 | |
| Independent era | | | 137-152 | |
| Tech enters Metro Conference | | | | |
| 1976 | Dwane Morrison | Harry Allen, Mike Bottorff | 13-14 | 0-1 |
| 1977 | Dwane Morrison | Ray Schnitzer | 18-10 | 3-3 |

All-Time Record

!1,354-1,243 (.525)

Winning/Losing/.500 seasons 53/47/4

All-Time SEC Record 212-224 (32 seasons)

SEC Championships 1 (1938)

All-Time Metro Record 9-10 (3 seasons)

All-Time ACC Record (Reg. season) !246-376 (40 seasons)

ACC Regular-Season Championships 2 (1985-T, 1996)

ACC Tournament Championships 3 (1985, 1990, 1993)

NCAA 16 (1960, 1985, 1986, 1987, 1988, 1989, 1990, 1991, 1992, 1993, 1996, 2001, 2004, 2005, 2007, 2010)

NIT !8 (1970, 1971, 1984, 1994, 1998, 1999, 2003, 2016)

| Year | Coach | Captain(s) | W-L | Conf. |
|---|----------------|---|-----------------|-----------------|
| 1978 | Dwane Morrison | Bill Allgood | 15-12 | 6-6 |
| Metro Conference era | | | 46-36 | 9-10 |
| Tech leaves Metro Conference | | | | |
| 1979 | Dwane Morrison | Tico Brown, Sammy Drummer, Billy Smith | 17-9 | |
| Tech enters Atlantic Coast Conference | | | | |
| 1980 | Dwane Morrison | Lenny Horton | 8-18 | 1-13/8th |
| 1981 | Dwane Morrison | None | 4-23 | 0-14/8th |
| 1982 | Bobby Cremins | Brook Steppe, Stu Lyon | 10-16 | 3-11/8th |
| 1983 | Bobby Cremins | George Thomas, Maurice Bradford | 13-15 | 4-10/6th |
| 1984% | Bobby Cremins | Mark Price, John Salley | 18-11 | 6-8/T5th |
| 1985+% | Bobby Cremins | Mark Price, John Salley | 27-8 | 9-5/T1st |
| 1986# | Bobby Cremins | Mark Price, John Salley | 27-7 | 11-3/2nd |
| 1987# | Bobby Cremins | Bruce Dalrymple | 16-13 | 7-7/5th |
| 1988# | Bobby Cremins | Duane Ferrell | 22-10 | 8-6/4th |
| 1989# | Bobby Cremins | Tom Hammonds | 20-12 | 8-6/5th |
| 1990+## | Bobby Cremins | Brian Oliver | 28-7 | 8-6/T3rd |
| 1991# | Bobby Cremins | Brian Domalik, James Munlyn | 17-13 | 6-8/T5th |
| 1992# | Bobby Cremins | Jon Barry, Greg White | 23-12 | 8-8/T4th |
| 1993+% | Bobby Cremins | Ivano Newbill, Malcolm Mackey | 19-11 | 8-8/6th |
| 1994% | Bobby Cremins | Ivano Newbill | 16-13 | 7-9/6th |
| 1995 | Bobby Cremins | Travis Best, James Forrest | 18-12 | 8-8/5th |
| 1996+% | Bobby Cremins | Drew Barry, John Kelly | 24-12 | 13-3/1st |
| 1997 | Bobby Cremins | Eddie Elisma | 9-18 | 3-13/9th |
| 1998% | Bobby Cremins | Matt Harpring, Michael Maddox | 19-14 | 6-10/6th |
| 1999% | Bobby Cremins | Jon Babul, Jason Floyd | 15-16 | 6-10/T5th |
| 2000 | Bobby Cremins | Jason Collier, Jason Floyd, Paul Trotti | 13-17 | 5-11/8th |
| 2001# | Paul Hewitt | Jon Babul, Shaun Fein, Alvin Jones | 17-13 | 8-8/5th |
| 2002 | Paul Hewitt | Tony Akins, Michael Isenhour, Winston Neal | 15-16 | 7-9/T5th |
| 2003% | Paul Hewitt | Marvin Lewis | 16-15 | 7-9/5th |
| 2004## | Paul Hewitt | Marvin Lewis | 28-10 | 9-7/T3rd |
| 2005# | Paul Hewitt | Anthony McHenry, Isma'il Muhammad | 20-12 | 8-8/T4th |
| 2006 | Paul Hewitt | Theodis Tarver, Mario West | 11-17 | 4-12/11th |
| 2007# | Paul Hewitt | Mario West, Jeremis Smith | 20-12 | 8-8/T6th |
| 2008 | Paul Hewitt | Jeremis Smith | 15-17 | 7-9/T7th |
| 2009 | Paul Hewitt | D'Andre Bell, Zachery Peacock | 12-19 | 2-14/12th |
| 2010# | Paul Hewitt | D'Andre Bell, Zachery Peacock | 23-13 | 7-9/7th |
| 2011 | Paul Hewitt | Moe Miller, Iman Shumpert, Lance Storr | 13-18 | 5-11/T10th |
| 2012 | Brian Gregory | Daniel Miller, Mfon Udofia | 11-20 | 4-12/T11th |
| 2013 | Brian Gregory | Daniel Miller, Mfon Udofia | 16-15 | 6-12/T9th |
| 2014 | Brian Gregory | Trae Golden, Kammeon Holsey, Daniel Miller | 16-17 | 6-12/T11th |
| 2015 | Brian Gregory | Demarco Cox, Marcus Georges-Hunt | 12-19 | 3-15/13th |
| 2016% | Brian Gregory | Marcus Georges-Hunt, Charles Mitchell, Quinton Stephens | 21-15 | 8-10/11th |
| 2017% | Josh Pastner | Corey Heyward, Ben Lammers, Quinton Stephens | !0-15 | !0-10/11th |
| 2018 | Josh Pastner | Ben Lammers, Josh Okogie | !12-19 | 6-12/13th |
| 2019 | Josh Pastner | Jose Alvarado, Sylvester Ogbonda | 14-18 | 6-12/10th |
| Atlantic Coast Conference era | | | !658-578 | !246-376 |
| *SEC Champions; +ACC Champions | | | | |
| #NCAA (##Final Four); %NIT | | | | |
| !22 wins, one loss and Tech's 2017 NIT appearance were vacated by the NCAA Committee on Infractions | | | | |

ACC TOURNAMENT HISTORY

1980 - Greensboro Coliseum, Greensboro, N.C.

#1 Maryland 51, #8 Georgia Tech 49 (ot)

1981 - Capital Centre, Landover, Md.

#1 Virginia 76, #8 Georgia Tech 47

1982 - Greensboro Coliseum, Greensboro, N.C.

#1 North Carolina 55, #8 Georgia Tech 39

1983 - The Omni, Atlanta, Ga.

#6 Georgia Tech 64, #3 Maryland 58

#2 Virginia 96, Georgia Tech 67

1984 - Greensboro Coliseum, Greensboro, N.C.

#3 Duke 67, #6 Georgia Tech 63 (ot)

1985 - The Omni, Atlanta, Ga. (Champions)

#1 Georgia Tech 55, #8 Virginia 48

Georgia Tech 75, #4 Duke 64

Georgia Tech 57, #2 North Carolina 54

1986 - Greensboro Coliseum, Greensboro, N.C. (Runner-up)

#1 Georgia Tech 79, #8 Clemson 61

Georgia Tech 64, #6 Maryland 62

#1 Duke 68, Georgia Tech 67

1987 - Capital Centre, Landover, Md.

#4 Virginia 55, #5 Georgia Tech 54

1988 - Greensboro Coliseum, Greensboro, N.C.

#5 Maryland 84, #4 Georgia Tech 67

1989 - The Omni, Atlanta, Ga.

#4 North Carolina 77, #5 Georgia Tech 62

1990 - Charlotte Coliseum, Charlotte, N.C. (Champions)

#3 Georgia Tech 76, #6 NC State 67

Georgia Tech 83, #2 Duke 72

Georgia Tech 70, #5 Virginia 61

1991 - Charlotte Coliseum, Charlotte, N.C.

#4 NC State 82, #5 Georgia Tech 68

1992 - Charlotte Coliseum, Charlotte, N.C.

#4 Georgia Tech 68, #5 Virginia 56

#1 Duke 89, Georgia Tech 76

1993 - Charlotte Coliseum, Charlotte, N.C. (Champions)

#6 Georgia Tech 69, #3 Duke 66

Georgia Tech 69, #7 Clemson 61

Georgia Tech 77, #1 North Carolina 75

1994 - Charlotte Coliseum, Charlotte, N.C.

#3 Wake Forest 74, #6 Georgia Tech 49

1995 - Greensboro Coliseum, Greensboro, N.C.

#4 Virginia 77, #5 Georgia Tech 67

1996 - Greensboro Coliseum, Greensboro, N.C. (Runner-up)

#1 Georgia Tech 88, #9 NC State 73

Georgia Tech 84, #5 Maryland 79

#2 Wake Forest 75, Georgia Tech 74

1997 - Greensboro Coliseum, Greensboro, N.C.

#8 NC State 60, #9 Georgia Tech 46

1998 - Greensboro Coliseum, Greensboro, N.C.

#3 Maryland 83, #6 Georgia Tech 65

1999 - Charlotte Coliseum, Charlotte, N.C.

#3 North Carolina 78, #6 Georgia Tech 49

2000 - Charlotte Coliseum, Charlotte, N.C.

#7 Florida State 63, #8 Georgia Tech 62

2001 - Georgia Dome, Atlanta, Ga.

#5 Georgia Tech 74, #4 Virginia 69

#1 North Carolina 70, Georgia Tech 63

2002 - Charlotte Coliseum, Charlotte, N.C.

#3 Wake Forest 92, #6 Georgia Tech 83

2003 - Greensboro Coliseum, Greensboro, N.C.

#4 NC State 71, #5 Georgia Tech 65

2004 - Greensboro Coliseum, Greensboro, N.C.

#4 Georgia Tech 83, #5 North Carolina 82

#1 Duke 85, Georgia Tech 71

2005 - MCI Center, Washington, D.C. (Runner-up)

#5 Georgia Tech 73, #4 Virginia Tech 54

Georgia Tech 78, #1 North Carolina 75

#3 Duke 69, Georgia Tech 64

2006 - Greensboro Coliseum, Greensboro, N.C.

#6 Maryland 84, #11 Georgia Tech 62

2007 - St. Pete Times Forum, Tampa, Fla.

#11 Wake Forest 114, #5 Georgia Tech 112 (2 ot)

2008 - Bobcats Arena, Charlotte, N.C.

#7 Georgia Tech 94, #10 Virginia 76

#2 Duke 82, Georgia Tech 70

2009 - Georgia Dome, Atlanta, Ga.

#12 Georgia Tech 86, #5 Clemson 81

#4 Florida State 64, Georgia Tech 62

2010 - Greensboro Coliseum, Greensboro, N.C.

#7 Georgia Tech 62, #10 North Carolina 58

#7 Georgia Tech 69, #2 Maryland 64

#7 Georgia Tech 64, #11 NC State 59

#1 Duke 65, #7 Georgia Tech 61

2011 - Greensboro Coliseum, Greensboro, N.C.

#6 Virginia Tech 59, #11 Georgia Tech 43

2012 - Philips Arena, Atlanta, Ga.

#6 Miami 54, #11 Georgia Tech 36

2013 - Greensboro Coliseum, Greensboro, N.C.

#8 Boston College 84, #9 Georgia Tech 64

2014 - Greensboro Coliseum, Greensboro, N.C.

#11 Georgia Tech 73, #14 Boston College 70 (ot)

#6 Clemson 69, #11 Georgia Tech 65 (ot)

2015 - Greensboro Coliseum, Greensboro, N.C.

#12 Boston College 66, #13 Georgia Tech 65

2016 - Verizon Center, Washington, D.C.

#10 Georgia Tech 88, #7 Clemson 85 (ot)

#2 Virginia 72, #10 Georgia Tech 52

2017 - Barclays Center, Brooklyn, N.Y.

#14 Pittsburgh 61, #11 Georgia Tech 59

2018 - Barclays Center, Brooklyn, N.Y.

#12 Boston College 87, #13 Georgia Tech 77

2019 - Spectrum Center, Charlotte, N.C.

#15 Notre Dame 78, #10 Georgia Tech 71

ACC All-Tournament

1980 Brook Stepp, G (2nd)

1983 Mark Price, G (2nd)

1984 Mark Price, G (2nd)

1985 Mark Price, G (1st), Bruce Dalrymple, G (1st),

Yvon Joseph, C (2nd), John Salley, F (2nd)

1986 Duane Ferrell, F (1st), Mark Price, G (2nd),

Tom Hammonds, F (2nd), John Salley, F (3rd)

1990 Brian Oliver, G (1st), Dennis Scott, F (1st),

Kenny Anderson, G (1st), Malcolm Mackey, F (3rd)

1992 Malcolm Mackey, F (2nd)

1993 James Forrest, F (1st), Drew Barry, G (1st),

Travis Best, G (2nd)

1996 Matt Harpring, F (1st),

Stephon Marbury, G (1st)

2001 Alvin Jones, C (2nd)

2004 B.J. Elder, G (2nd)

2005 Will Bynum, G (1st), Jarrett Jack, G (2nd)

2009 Lewis Clinch, G (2nd)

2010 Derrick Favors, F (1st), Gani Lawal, F (2nd),

Iman Shumpert, G (2nd)

Everett Case Award*

1985 Mark Price, G

1990 Brian Oliver, G

1993 James Forrest, F*ACC Tournament MVP

Record by Site

| | |
|--|------|
| Barclays Center, Brooklyn, N.Y. | 0-2 |
| Bobcats Arena/Spectrum Center, Charlotte, N.C. | 1-2 |
| Capital Centre, Landover, Md. | 0-2 |
| Charlotte (N.C.) Coliseum | 7-6 |
| Georgia Dome, Atlanta, Ga. | 2-2 |
| Greensboro (N.C.) Coliseum | 9-17 |
| The Omni, Atlanta, Ga. | 4-2 |
| Philips Arena, Atlanta, Ga. | 0-1 |
| St. Pete Times Forum, Tampa, Fla. | 0-1 |
| MCI/Verizon Center, Washington, D.C. | 3-2 |

Record by Seed

| Seed (Yrs) | Record | Titles |
|------------|--------|--------|
| No. 1 (2) | 5-1 | 1 |
| No. 2 (1) | 2-1 | 0 |
| No. 3 (1) | 3-0 | 1 |
| No. 4 (3) | 2-3 | 0 |
| No. 5 (7) | 3-7 | 0 |
| No. 6 (7) | 4-7 | 1 |
| No. 7 (2) | 4-2 | 0 |
| No. 8 (4) | 0-4 | 0 |
| No. 9 (2) | 0-2 | 0 |
| No. 10 (2) | 1-2 | 0 |
| No. 11 (4) | 1-5 | 0 |
| No. 12 (1) | 1-1 | 0 |
| No. 13 (2) | 0-2 | 0 |

Annual Regular Season Finishes

| Year | Record | Finish | Seed |
|------|--------|--------|------|
| 1980 | 1-13 | 8th | 8th |
| 1981 | 0-14 | 8th | 8th |
| 1982 | 3-11 | 8th | 8th |
| 1983 | 4-10 | 6th | 6th |
| 1984 | 6-8 | T-5th | 6th |
| 1985 | 9-5 | T-1st | 1st |
| 1986 | 11-3 | 2nd | 2nd |
| 1987 | 7-7 | 5th | 5th |
| 1988 | 8-6 | 4th | 4th |
| 1989 | 8-6 | 5th | 5th |
| 1990 | 8-6 | T-3rd | 3rd |
| 1991 | 6-8 | T-5th | 5th |
| 1992 | 8-8 | T-4th | 4th |
| 1993 | 8-8 | 6th | 6th |
| 1994 | 7-9 | 6th | 6th |
| 1995 | 8-8 | 5th | 5th |
| 1996 | 13-3 | 1st | 1st |
| 1997 | 3-13 | 9th | 9th |
| 1998 | 6-10 | 6th | 6th |
| 1999 | 6-10 | T-5th | 6th |
| 2000 | 5-11 | 8th | 8th |
| 2001 | 8-8 | T-5th | 5th |
| 2002 | 7-9 | T-5th | 6th |
| 2003 | 7-9 | 5th | 5th |
| 2004 | 9-7 | T-3rd | 4th |
| 2005 | 8-8 | T-4th | 5th |
| 2006 | 4-12 | T-10th | 11th |
| 2007 | 8-8 | T-6th | 6th |
| 2008 | 7-9 | T-7th | 7th |
| 2009 | 2-14 | 12th | 12th |
| 2010 | 7-9 | 7th | 7th |
| 2011 | 5-10 | T10th | 11th |
| 2012 | 4-12 | T9th | 11th |
| 2013 | 6-12 | T9th | 9th |
| 2014 | 6-12 | T-11th | 11th |
| 2015 | 3-15 | 13th | 13th |
| 2016 | 8-10 | T-11th | 10th |
| 2017 | !0-10 | 11th | 11th |
| 2018 | 6-12 | 13th | 13th |
| 2019 | 6-12 | 10th | 10th |

!8 ACC wins vacated by the NCAA Committee on Infractions

ACC TOURNAMENT HISTORY

ACC Tournament Progression Chart

| Team | Years | 1st Rd | 2nd Rd | QF | SF | F | Total | Pct. | GT vs. |
|---------------------|----------------------|-------------|------------|--------------|------------|------------|--------------|-------------|-----------|
| Duke | 1954-2019 | 4-1 | 1-0 | 42-18 | 32-14 | 20-12 | 99-45 | .688 | 3-7 |
| North Carolina | 1954-1960, 1962-2019 | 0-1 | 2-0 | 45-13 | 35-15 | 18-17 | 100-46 | .685 | 5-4 |
| Notre Dame | 2014-19 | 2-1 | 1-1 | 2-1 | 1-1 | 1-0 | 7-4 | .636 | 0-1 |
| NC State | 1954-2019 | 9-6 | 3-2 | 33-22 | 17-18 | 10-7 | 72-55 | .567 | 3-3 |
| Miami | 2005-2019 | 8-2 | 1-2 | 3-7 | 1-2 | 1-0 | 14-13 | .519 | 0-1 |
| Maryland | 1954-1990, 1992-2014 | 7-3 | 0-1 | 28-27 | 9-20 | 3-6 | 47-57 | .452 | 4-4 |
| Pittsburgh | 2014-19 | 1-1 | 2-2 | 1-1 | 0-1 | 0-0 | 4-5 | .444 | 0-1 |
| Boston College | 2006-2019 | 6-5 | 1-1 | 2-5 | 1-1 | 0-1 | 10-13 | .435 | 1-3 |
| South Carolina | 1954-1971 | N/A | N/A | 9-9 | 3-6 | 1-2 | 13-17 | .433 | -- |
| Georgia Tech | 1980-2019 | 4-11 | 1-1 | 11-17 | 7-4 | 3-4 | 26-37 | .413 | -- |
| Wake Forest | 1954-2019 | 3-9 | 0-1 | 26-28 | 10-17 | 4-6 | 43-61 | .413 | 0-4 |
| Florida State | 1992-2019 | 8-5 | 2-2 | 4-16 | 3-1 | 1-2 | 18-26 | .409 | 0-2 |
| Virginia | 1954-2019 | 4-5 | 0-0 | 25-35 | 9-16 | 3-6 | 41-62 | .398 | 5-4 |
| Louisville | 2019 | 0-0 | 2-0 | 0-3 | 0-0 | 0-0 | 2-3 | .400 | -- |
| Virginia Tech | 2005-2019 | 4-3 | 2-2 | 3-6 | 0-3 | 0-0 | 9-14 | .391 | 1-1 |
| Clemson | 1954-2019 | 3-12 | 1-3 | 13-37 | 2-11 | 0-2 | 19-65 | .226 | 4-1 |
| Syracuse | 2014, 2016-19 | 1-0 | 1-1 | 0-2 | 0-0 | 0-0 | 2-4 | .333 | -- |

Tournament Superlatives

Individual by Tech

Points: 35, Will Bynum vs. North Carolina, 2005
 Field goals: 13, James Forrest vs. Duke, 1993
 Field goal attempts: 24, Dennis Scott vs. Duke, 1990
 Field goal percentage: 1.000 (7-7), Alade Aminu vs. Wake Forest, 2007
 3-point field goals: 6, Anthony Morrow vs. Virginia, 2008
 3-point FG attempts: 15, Dennis Scott vs. N. Carolina, 1989
 Free throws: 14, Mark Price vs. Duke, 1985
 Free throw attempts: 14, Mark Price vs. Duke, 1985
 Free throw percentage: 1.000 (14-14), Mark Price vs. Duke, 1985
 Rebounds: 17, Luke Schenscher vs. North Carolina, 2004
 Assists: 13, Drew Barry vs. Clemson, 1993
 Turnovers: 9, Stu Lyons vs. Virginia, 1981
 Blocked shots: 7, Matt Geiger vs. Virginia, 1992
 Steals: 7, Jarrett Jack vs. NC State, 2003

Team by Tech

Points: 112 vs. Wake Forest, 2007
 Fewest points: 36 vs. Miami, 2012
 Fewest points in a win: 55 vs. Virginia, 1985
 Winning margin: 19 vs. Virginia Tech, 2005
 Losing margin: 29 vs. Virginia, 1981 & 1983, North Carolina, 1991
 Field goals: 40 vs. Wake Forest, 2007
 Field goal attempts: 75 vs. Boston College, 2013
 Field goal percentage: .579 (33-57) vs. Virginia, 2008
 Lowest FG percentage: .296 (21-71) vs. Duke, 2005
 Field goal percentage (tournament): .508 (60-118), 2008
 3-point field goals: 13 vs. Virginia, 2008
 3-point FG attempts: 33 vs. North Carolina, 2001
 Free throws: 26 vs. Maryland, 1983
 Free throw attempts: 35 vs. Maryland, 1983; Wake Forest, 2007
 Free throw percentage: .885 (23-26) vs. North Carolina, 1993
 Free throw percentage (tournament): .806 (25-31), 2008
 Rebounds: 47 vs. North Carolina, 2005
 Assists: 23 vs. Duke, 1993
 Turnovers: 24 vs. Maryland, 1996
 Fewest turnovers: 6 vs. Wake Forest, 1996
 Blocked shots: 13 vs. Virginia, 1992
 Steals: 14 vs. North Carolina, 1985

Individual by Opponents

Points: 41, Olivier Hanlan, Boston College, 2013
 Field goals: 14, Olivier Hanlan, Boston College, 2013
 Field goal attempts: 23, Junior Burrough, Virginia, 1995
 Field goal percentage: .833, (5-6) Kenny Smith, North Carolina, 1985
 3-point field goals: 8, Olivier Hanlan, Boston College, 2013
 3-point FG attempts: 12, Donald Williams, North Carolina, 1993; Chris Whitney, Clemson, 1993
 Free throws: 14, Kyle Singler, Duke, 2010
 Free throw attempts: 16, Kyle Singler, Duke, 2010
 Free throw percentage: 1.000, Rashad McCants (10-10), North Carolina, 2004 (10-10); J.J. Redick (10-10), Duke, 2005
 Rebounds: 22, Tim Duncan, Wake Forest, 1996
 Assists: 10, Rudy Archer, Maryland, 1988; Sean Singletary, Virginia, 2008
 Blocked Shots: 6, Tim Duncan, Wake Forest, 1994; Johnny Rhodes, Maryland, 1996; Josh Powell, NC State, 2003; Shelden Williams, Duke, 2005
 Steals: 5, Jeff Jones, Virginia, 1981; Landon Milbourne, Maryland, 2010

Team by Opponents

Points: 114 by Wake Forest, 2007
 Fewest points: 48 by Virginia, 1985
 Fewest points in a win: 51 by Maryland, 1980
 Field goals: 34 by Wake Forest, 2007
 Field goal attempts: 81 by Virginia, 1992
 Field goal percentage: .642 (34-53) by Wake Forest, 2007
 Lowest FG percentage: .247 (20-81) by Virginia, 1992
 Lowest FG percentage (tournament): .375 (63-168), 2005
 3-point field goals: 14 by Boston College, 2013
 3-point field goal attempts: 24 by Boston College, 2013
 3-point field goal percentage: .582 (14-24) by Boston College, 2013
 Free throws: 33 by Virginia, 1983
 Free throw attempts: 48 by Wake Forest, 2007
 Free throw percentage: 1.000 (12-12) by North Carolina, 1985
 Rebounds: 50 by Virginia, 2001
 Assists: 22 by Wake Forest, 2007
 Turnovers: 23 by Maryland, 1983
 Blocked shots: 9 by Duke, 2005; Maryland, 2006
 Steals: 16 by Virginia, 1981

Best Career Totals

Minimum 4 games, 2 tournaments
 Points: 162, Mark Price, 1983-86 (9 games)
 Scoring average: 20.6, Dennis Scott, 1988-90 (6)
 Field goals: 54, Mark Price, 1983-86 (9)
 Field goal attempts: 132, Mark Price, 1983-86 (9)
 Field goal percentage: .593 (35-59), Tom Hammonds, 1986-89 (6)
 3-point field goals: 20, Tony Akins, 1999-2002 (5)
 3-point FG attempts: 52, Tony Akins, 1999-2002 (5)
 3-point FG percentage: .600 (9-15), Michael Maddox, 1995-96 (4)
 Free throws: 46, Mark Price, 1983-86 (9)
 Free throw attempts: 50, Mark Price, 1983-86 (9)
 Free throw percentage: .920 (46-50), Mark Price, 1983-86 (9)
 Rebounds: 89, Malcolm Mackey, 1990-93 (9)
 Assists: 61, Drew Barry, 1993-96 (8)
 Blocked shots: 18, John Salley, 1983-86 (9)
 Steals: 23, Mark Price, 1983-86 (9)
 Games played: 9, Malcolm Mackey, 1990-93; Mark Price, 1983-86; John Salley, 1983-86; Zachery Peacock, 2007-10

Best Tournament Totals

Points: 80, James Forrest, 1993
 Scoring average: 26.7, James Forrest, 1993
 Field goals: 35, James Forrest, 1993
 Field goal attempts: 55, Dennis Scott, 1990
 Field goal percentage: .686 (35-51), James Forrest, 1993
 3-point field goals: 10, Stephon Marbury, 1996
 3-point FG attempts: 27, Dennis Scott, 1990
 3-point FG percentage: .667, Michael Maddox (8-12), 1996; Anthony Morrow (8-12), 2008
 Free throws: 20, Mark Price (20 att.), 1985
 Free throw attempts: 27, Derrick Favors (18 made), 2010
 Free throw percentage: 1.000 (20-20), Mark Price, 1985
 Rebounds: 39, Derrick Favors, 2010
 Assists: 27, Drew Barry, 1993
 Blocked shots: 12, Derrick Favors, 2010
 Steals: 11, Bruce Dalrymple, 1985

NCAA TOURNAMENT HISTORY

1960 (1-1) - Mideast Region

Freedom Hall, Louisville, Ky.

1st round: Georgia Tech 57, Ohio University 54

2nd round: Ohio State 86, Georgia Tech 69

1985 (3-1) - East Region, No. 2 Seed

The Omni, Atlanta, Ga.

1st round: Georgia Tech 65, Mercer 58

2nd round: Georgia Tech 70, Syracuse 53

Providence Civic Center, Providence, R.I.

Regional Semifinal: Georgia Tech 61, Illinois 53

Regional Final: Georgetown 60, Georgia Tech 54

All-East Regional: Mark Price, John Salley, Bruce Dalrymple

1986 (2-1) - Southeast Region, No. 2 Seed

Assembly Center, Baton Rouge, La.

1st round: Georgia Tech 68, Marist 53

2nd round: Georgia Tech 66, Villanova 61

The Omni, Atlanta, Ga.

Regional Semifinal: Louisiana State 70, Georgia Tech 64

1987 (0-1) - Midwest Region, No. 7 Seed

Rosemont Horizon, Chicago, Ill.

1st round: Louisiana State 85, Georgia Tech 79

1988 (1-1) - East Region, No. 5 Seed

Civic Center, Hartford, Conn.

1st round: Georgia Tech 90, Iowa State 78

2nd round: Richmond 59, Georgia Tech 55

1989 (0-1) - Midwest Region, No. 6 Seed

Reunion Arena, Dallas, Texas

1st round: Texas 76, Georgia Tech 70

1990 (4-1) - Southeast Region, No. 4 Seed

Thompson-Boling Arena, Knoxville, Tenn.

1st round: Georgia Tech 99, East Tennessee St. 83

2nd round: Georgia Tech 94, Louisiana State 91

Superdome, New Orleans, La.

Regional Semifinal: Georgia Tech 81, Michigan State 80 (ot)

Regional Final: Georgia Tech 93, Minnesota 91

All-Southeast Regional: Kenny Anderson MVP, Dennis Scott

McNichols Arena, Denver, Colo.

National Semifinal: UNLV 90, Georgia Tech 81

All-Final Four: Dennis Scott

1991 (1-1) - Midwest Region, No. 8 Seed

University of Dayton Arena, Dayton, Ohio

1st round: Georgia Tech 87, DePaul 70

2nd round: Ohio State 65, Georgia Tech 61

1992 (2-1) - Midwest Region, No. 7 Seed

Bradley Center, Milwaukee, Wis.

1st round: Georgia Tech 65, Houston 60

2nd round: Georgia Tech 79, Southern California 78

Kemper Arena, Kansas City, Mo.

Regional Semifinal: Memphis State 83, Georgia Tech 79 (ot)

All-Midwest Regional: Jon Barry

1993 (0-1) - West Region, No. 4 Seed

McKale Center, Tucson, Ariz.

1st round: Southern 93, Georgia Tech 78

NCAA Tournament Record:

23-16

NCAA Tournament Appearances: 16 (1960, 1985, 1986, 1987, 1988, 1989, 1990, 1991, 1992, 1993, 1996, 2001, 2004, 2005, 2007, 2010)

Most Consecutive NCAA Tournaments: 9, from 1985-93

Most Consecutive Post-Season Appearances: 11, from 1984-94

Sweet 16: 7 (1960, 1985, 1986, 1990, 1992, 1996, 2004)

Elite Eight: 3 (1985, 1990, 2004)

Final Four: 2 (1990, 2004)

NCAA Tournament Record by Seed

No. 1: 0-0 No. 6: 0-1 (1989)

No. 2: 5-2 (1985, 1986) No. 7: 2-2 (1987, 1992)

No. 3: 7-2 (1996, 2004) No. 8: 1-2 (1991, 2001)

No. 4: 4-2 (1990, 1993) No. 10: 1-2 (2007, 2010)

No. 5: 2-2 (1988, 2005)

NCAA Tournament Record by Region

East: 4-2 (1985, 1988)

Mideast: 1-1 (1960)

Southeast: 8-3 (1986, 1990, 1996)

Midwest: 9-7 (1987, 1989, 1991, 1992, 2004, 2007, 2010)

West: 1-3 (1993, 2001, 2005)

1996 (2-1) - Southeast Region, No. 3 Seed

Orlando Arena, Orlando, Fla.

1st round: Georgia Tech 90, Austin Peay 79

2nd round: Georgia Tech 103, Boston College 89

Rupp Arena, Lexington, Ky.

Regional Semifinal: Cincinnati 87, Georgia Tech 70

2001 (0-1) - West Region, No. 8 Seed

Cox Arena, San Diego, Calif.

1st round: St. Joseph's 66, Georgia Tech 62

2004 (5-1) - St. Louis Region, No. 3 Seed

Bradley Center, Milwaukee, Wis.

1st round: Georgia Tech 65, Northern Iowa 60

2nd round: Georgia Tech 57, Boston College 54

Edward Jones Dome, St. Louis, Mo.

Regional Semifinal: Georgia Tech 72, Nevada 67

Regional Final: Georgia Tech 79, Kansas 71 (ot)

All-St. Louis Regional: Jarrett Jack (MVP), Clarence Moore

Alamodome, San Antonio, Texas

National Semifinal: Georgia Tech 67, Oklahoma State 65

National Championship: Connecticut 82, Georgia Tech 73

All-Final Four: Will Bynum, Luke Schenscher

2005 (1-1) - Albuquerque Region, No. 5 Seed

Gaylord Entertainment Center, Nashville, Tenn.

1st round: Georgia Tech 80, George Washington 68

2nd round: Louisville 76, Georgia Tech 54

2007 (0-1) - Midwest Region, No. 10 Seed

United Center, Chicago, Ill.

1st round: UNLV 67, Georgia Tech 63

2010 (1-1) - Midwest Region, No. 10 Seed

Bradley Center, Milwaukee, Wis.

1st round: Georgia Tech 64, Oklahoma State 59

2nd round: Ohio State 75, Georgia Tech 66

NCAA TOURNAMENT HISTORY

Tournament Superlatives

Individual by Tech

Points: 40, Dennis Scott vs. Minnesota, 1990
 Field goals: 14, Dennis Scott vs. East Tennessee State, 1990
 Field goal attempts: 32, Dennis Scott vs. LSU, 1990
 Field goal percentage: .857 (6-7), Malcolm Mackey vs. Southern California, 1992
 3-point field goals: 7, Dennis Scott vs. Minnesota and LSU, 1990
 3-point FG attempts: 14, Dennis Scott vs. UNLV, 1990
 3-point FG percentage: .857 (6-7), Stephon Marbury vs. Boston College, 1996
 Free throws: 19, Tom Hammonds vs. Iowa State, 1988
 Free throw attempts: 21, Tom Hammonds vs. Iowa State, 1988
 Free throw percentage: 1.000, Roger Kaiser (11-11) vs. Ohio University, 1960
 Rebounds: 19, Malcolm Mackey vs. Ohio State, 1991
 Assists: 11, Drew Barry vs. Austin Peay, 1996
 Blocked shots: 5, Michael Maddox vs. Austin Peay, 1996
 Steals: 4, James Forrest vs. Memphis State, 1992; Stephon Marbury vs. Boston College, 1996; Jarrett Jack vs. Kansas, 2004

Team by Tech

Points: 103 vs. Boston College, 1996
 Fewest points: 54 vs. Georgetown, 1985; Louisville, 2005
 Fewest points in win: 57 vs. Ohio University, 1960; Boston College, 2004
 Largest victory margin: 17 vs. Syracuse, 1985
 Largest losing margin: 22 vs. Louisville, 2005
 Field goals: 39 vs. East Tennessee State, 1990
 Field goal attempts: 81 vs. LSU, 1990
 Field goal percentage: .625 (30-48) vs. Southern California, 1992
 Lowest FG percentage: .333 (19-57) vs. Richmond, 1988
 3-point field goals: 16 vs. Boston College, 1996
 3-point FG attempts: 30 vs. Cincinnati, 1996
 3-point FG percentage: .600 (6-10) vs. Iowa State, 1988
 Free throws: 36 vs. Iowa State, 1988
 Free throw attempts: 42 vs. Iowa State, 1988
 Free throw percentage: .960 (24-25) vs. Oklahoma State, 2010
 Rebounds: 52 vs. LSU, 1990
 Assists: 27 vs. Southern California, 1992; Boston College, 1996
 Turnovers: 23 vs. Southern, 1993
 Blocked shots: 7 vs. Michigan State, 1990; Austin Peay, 1996
 Steals: 11 vs. Illinois, 1985

Individual by Opponent

Points: 35, Willie Burton, Minnesota, 1990
 Field goals: 15, Willie Burton, Minnesota, 1990
 Field goal attempts: 32, Laster Rhodes, Iowa State, 1988
 Field goal percentage: 1.000 (4-4), Charles Outlaw, Houston, 1992
 3-point field goals: 7, Darryl Joe, LSU, 1987
 3-point FG attempts: 14, Anfernee Hardaway, Memphis State, 1992
 3-point FG percentage: 1.000 (4-4), Chuck Murphy, DePaul, 1991
 Free throws: 9, Shaquille O'Neal, LSU, 1990
 Free throw attempts: 12, Peter Woolfolk, Richmond, 1988; Shaquille O'Neal, LSU, 1990; Anfernee Hardaway, Memphis State, 1992; Danya Abrams, Boston College, 1996
 Free throw percentage: 1.000 (7-7), Jerv Vaughn Scales, Southern, 1993
 Rebounds: 18, Perry Carter, Ohio State, 1991; Jerv Vaughn Scales, Southern, 1993
 Assists: 11, Pearl Washington, Syracuse, 1985
 Blocks: 5, Charles Outlaw, Houston, 1992
 Steals: 5, Derrick Taylor, LSU, 1986; Leonard White, Southern, 1993

Team by Opponents

Points: 93 by Southern, 1993
 Fewest points: 53 by Syracuse and Illinois, 1985; Marist, 1986
 Fewest points in a win: 59 by Richmond, 1988
 Field goals: 39 by Minnesota, 1990
 Field goal attempts: 81 by Southern, 1993
 Field goal percentage: .546 (36-65) by Ohio State, 1960
 Lowest FG percentage: .317 (19-60) by UNLV, 2007
 3-point field goals: 11 by East Tennessee State, 1990
 3-point FG attempts: 30 by UNLV, 2007
 3-point FG percentage: .667 (10-15) by UNLV, 1990
 Free throws: 25 by Connecticut, 2004
 Free throw attempts: 39 by Connecticut, 2004
 Free throw percentage: 1.000 (11-11) by Villanova, 1986
 Rebounds: 54 by Ohio University, 1960
 Assists: 23 by LSU, 1987
 Turnovers: 19 by Marist, 1986; Illinois, 1985; Mercer, 1985
 Blocks: 10 by LSU, 1990
 Steals: 14 by Southern, 1993

Best Career Totals

Minimum 4 games, 2 tournaments

Points: 207, Dennis Scott, 1988-90 (8 games)
 Scoring average: 25.9, Dennis Scott, 1988-90 (8)
 Field goals: 69, Dennis Scott, 1988-90 (8)
 Field goal attempts: 157, Dennis Scott, 1988-90 (8)
 Field goal percentage: .582 (32-55), Luke Schenscher, 2004-05 (8)
 3-point field goals: 33, Dennis Scott, 1988-90 (8)
 3-point FG attempts: 76, Dennis Scott, 1988-90 (8)
 3-point FG percentage: .434 (33-76), Dennis Scott, 1988-90 (8)
 Free throws: 44, Brian Oliver, 1987-90 (9)
 Free throw attempts: 57, Brian Oliver, 1987-90 (9)
 Free throw percentage: .841 (37-44), Jarrett Jack, 2004-05 (8)
 Rebounds: 68, Malcolm Mackey, 1990-93 (11)
 Rebound average: 8.8, James Forrest, 1992-94 (4)
 Assists: 38, Jarrett Jack, 2004-05 (8)
 Blocks: 12, John Salley, 1985-86 (7)
 Steals: 15, Jarrett Jack, 2004-05 (8)
 Games played: 11, Malcolm Mackey, 1990-93

NIT Record: 110-8

1970 (1-1 • Quarterfinals)

Madison Square Garden, New York, N.Y.
 1st round: Georgia Tech 78, Duquesne 68
 Quarterfinals: St. John's 56, Georgia Tech 55

1971 (3-1 • Runner-up)

Madison Square Garden, New York, N.Y.
 1st round: Georgia Tech 70, LaSalle 67
 Quarterfinals: Georgia Tech 78, Michigan 70
 Semifinals: Georgia Tech 76, St. Bonaventure 71 (2 ot)
 Finals: North Carolina 84, Georgia Tech 64

1984 (0-1)

Cassell Coliseum, Blacksburg, Va.
 1st round: Virginia Tech 77, Georgia Tech 74

1994 (0-1)

Knickerbocker Arena, Albany, N.Y.
 1st round: Siena 74, Georgia Tech 69

1998 (2-1 • Quarterfinals)

Alexander Memorial Coliseum, Atlanta, Ga.
 1st round: Georgia Tech 88, Seton Hall 78
 2nd round: Georgia Tech 80, Georgetown 79 (ot)
 Quarterfinals: Penn State 75, Georgia Tech 70

1999 (0-1)

McArthur Court, Eugene, Ore.
 1st round: Oregon 67, Georgia Tech 64

2003 (2-1 • Quarterfinals)

Alexander Memorial Coliseum, Atlanta, Ga.
 1st round: Georgia Tech 72, Ohio State 58
 Carver-Hawkeye Arena, Iowa City, Iowa
 2nd round: Georgia Tech 79, Iowa 78
 United Spirit Arena, Lubbock, Texas
 Quarterfinals: Texas Tech 80, Georgia Tech 72

2016 (2-1 • Quarterfinals)

McCamish Pavilion, Atlanta, Ga.
 1st round: Georgia Tech 81, Houston 62
 Colonial Life Arena, Columbia, S.C.
 2nd round: Georgia Tech 83, South Carolina 66
 Viejas Arena, San Diego, Calif.
 Quarterfinals: San Diego State, Georgia Tech 56

2017 (10-0)

McCamish Pavilion, Atlanta, Ga.
 1st round: Georgia Tech 75, Indiana 63
 2nd round: Georgia Tech 71, Belmont 57
 The Pavilion, Oxford, Miss.
 Quarterfinals: Georgia Tech 74, Mississippi 66
 Madison Square Garden, New York, N.Y.
 Semifinals: Georgia Tech 76, CSU Bakersfield 61
 Finals: TCU 88, Georgia Tech 56

!Georgia Tech's appearance in the 2017 NIT was later vacated by the NCAA's Committee on Infractions.

NCAA TOURNAMENT HISTORY

1960 (1-1) • Midwest Region

Freedom Hall, Louisville, Ky.

1st round: Georgia Tech 57, Ohio Univ. 54

Ohio University, an upset winner over Notre Dame in the first round, jumped to a 19-6 lead at the 10:26 mark of the first half and still led by 12 points with 13 minutes left in the game. Eighth-ranked Tech, which had received a first-round bye, used its full-court pressure defense to get back in the game, taking the lead at 49-48 on a pair of free throws by Roger Kaiser with 4:55 left. Kaiser, who led Tech with 25 points, scored 16 of the Jackets' final 23 points, including several critical free throws, as Tech survived, 57-54, and advanced to the Elite Eight.

2nd round: Ohio State 86, Georgia Tech 69

Ohio State, featuring future NBA stars Jerry Lucas and John Havlicek, had compiled a 22-3 record and a No. 2 national ranking. The matchup with Tech was a contrast in styles between the Buckeyes' whirlwind pace and the more deliberate pace of the Jackets. Ohio State led 41-35 at the half and threatened to run away in the second half, but Tech, though physically overmatched, stayed within striking distance, trailing 66-56 with 8:53 to play, before the eventual national champions pulled away for the 86-69 victory.

1985 (3-1) • East Region

The Omni, Atlanta, Ga.

1st round: Georgia Tech 65, Mercer 58

Yvon Joseph led all scorers with 19 points and nine rebounds and Bruce Dalrymple had a double-double with 13 points and 11 boards as Georgia Tech defeated Mercer, 65-58, in the Yellow Jackets' first NCAA Tournament game in a quarter of a century. Tech saw an 18-point lead crumble to just six points with 1:35 to play before Mark Price, who finished with 14 points, delivered the clinching basket with a layup with just 27 seconds left.

2nd round: Georgia Tech 70, Syracuse 53

Mark Price scored 18 points and Bruce Dalrymple delivered his second straight double-doubles with 10 points and 10 rebounds as Georgia Tech knocked off Syracuse, 70-53, to advance to the Sweet 16. Tech held Syracuse to just 39.6 percent shooting from the field and outrebounded the Orangemen 38-24.

Providence Civic Center, Providence, R.I.

Regional Semifinal: Georgia Tech 61, Illinois 53

Mark Price connected on nine of 12 field goal attempts for 20 points to lead Georgia Tech over Illinois, 61-53, and into the Final Eight for the first time in school history. Tech built a 52-37 lead with 7:02 left in the game, but Doug Altenberger kept Illinois in the game with 24 points. He scored 10 unanswered points to cut the Tech lead to 55-51 before fouling out with 1:34 to play.

Regional Final: Georgetown 60, Georgia Tech 54

Top-seeded Georgetown ended Tech's Cinderella season with a 60-54 victory in the East Regional Final. All-America center Patrick Ewing scored 14 points and had four rebounds despite playing just 25 minutes due to foul trouble, while Bill Martin and Reggie Williams each had 12 points for the Hoyas. The bigger, more physical Hoyas outrebounded Tech 32-23 and harassed the Jackets into shooting just 40 percent from the field, including an uncharacteristic 3-for-16 performance by Mark Price. John Salley led Tech with 15 points and five rebounds while Bruce Dalrymple added 13.

All-East Regional: Mark Price, John Salley, Bruce Dalrymple

1986 (2-1) • Southeast Region

Assembly Center, Baton Rouge, La.

1st round: Georgia Tech 68, Marist 53

Mark Price scored 20 points to lead Georgia Tech to a 68-53 victory over No. 15-seed Marist in the first round of the NCAA Tournament. After the Red Foxes had gone ahead 36-35 with 15:35 to play, Price responded with three straight long range jumpers during a 5-for-6 second half. Rik Smits led Marist with 22 points, but he picked up his fourth foul with 14:33 to go. Tech's John Salley completed a three-point play for a 40-38 lead that the Jackets would not relinquish.

2nd round: Georgia Tech 66, Villanova 61

Sixth-ranked Georgia Tech managed just one field goal during the final 12 minutes of the game but hung on for a 66-61 victory over defending national champion Villanova. Tech led by as many as 18 points in the second half, and Duane's Ferrell's tip-in of a missed shot at 12:01 put the Jackets ahead, 54-40, but that was Tech's last basket until John Salley's short jumper with just 1:44 left. After Ferrell's tip, Villanova whittled away at the Tech lead, pulling within 59-57 with 2:26 left before the basket by Salley, who finished with 14 points and 11 rebounds. Mark Price led Tech with 20 points, including 10-12 from the free throw line, and Ferrell added 14 points and eight rebounds.

The Omni, Atlanta, Ga.

Regional Semifinal: LSU 70, Georgia Tech 64

LSU's Don Redden (27) and Derrick Taylor (23) combined for 50 points as the Tigers made their final eight field goals to pull away from Georgia Tech, 70-64. Tech appeared to have seized the momentum, taking a 56-52 lead with 6:19, to play, but Taylor tied the score with a driving layup, followed by a 19-foot jumper. Redden hit a crucial 21-footer with 4:05 left to put LSU ahead 60-58, and then his layup with 2:36 to play capped a 10-2 run that put the Tigers up 62-58. From there, Tech was forced to foul but managed only two more field goals. Mark Price led Tech with 20 points, and the Jackets shot 58 percent from the field to LSU's 41 percent, but 17 turnovers negated the good shooting as Tech attempted only 48 field goals.



1987 (0-1) • Midwest Region

Rosemont Horizon, Chicago, Ill.

1st round: LSU 85, Georgia Tech 79

Darryl Joe scored a game-high 28 points to lead LSU to a 85-79 victory over Georgia Tech. The Tigers used a 14-2 run in the first half to build a 14-point lead with 13:48 left in the half. Tech spent the rest of the game trying to close the 20-6 deficit, but came up short in the end. Tom Hammonds led the Jackets with 24 points while Duane Ferrell added 17.

1988 (1-1) • East Region

Civic Center, Hartford, Conn.

1st round: Georgia Tech 90, Iowa State 78

Tom Hammonds scored a career-high 33 points and Dennis Scott added 23 to lead No. 5 seed Georgia Tech to a 90-78 victory over Iowa State. The Cyclones led 41-38 at halftime, and the game was tied at 72 with 4:50 left to play, but the Jackets scored nine straight points and finished the game with an 18-6 run. Tech hit 36 of 42 free throw attempts, including Hammonds' school record 19 free throws on 21 tries. Meanwhile, Iowa State was cold from the floor in the second half, hitting just 16-42, including 0-12 from three-point range.

2nd round: Richmond 59, Georgia Tech 55

Led by Peter Woolfolk's 27 points, 13th-seeded Richmond upset Georgia Tech, 59-55. The Spiders held Tech to 18 points in the first half and led the entire game, but the Jackets had a chance at the end. Dennis Scott nailed a three-pointer with 35 seconds to play to cut the Spiders' lead to 57-55, but Benji Taylor hit two free throws to seal the victory. Richmond, which had stunned fourth-seeded Indiana in the first round, held the Jackets to 33 percent shooting from the floor and limited Tech's high-scoring duo of Tom Hammonds and Duane Ferrell to a combined 17 points. Scott and Brian Oliver led Tech with 15 points apiece.

NCAA TOURNAMENT HISTORY

1989 (0-1) • Midwest Region

Reunion Arena, Dallas, Texas

1st round: Texas 76, Georgia Tech 70

Eleventh-seeded Texas, making its first NCAA appearance in a decade under first-year head coach Tom Penders, knocked off No. 6 seed Georgia Tech, 76-70. The Longhorns, who entered the tournament as the nation's fourth-highest scoring team, were held almost 20 points below their average but led the entire game. Travis Mays (23 points), Joey Wright (17), Alvin Heggs (17) and Lance Blanks (13) scored all but six of the Texas' points. Brian Oliver led the Jackets with 24 points.

1990 (4-1) • Southeast Region


Thompson-Boling Arena, Knoxville, Tenn.

1st round: Georgia Tech 99, ETSU 83

Dennis Scott poured in 36 points as Georgia Tech opened its run to the Final Four with a 99-83 victory over East Tennessee State. Tech scored on eight of their first nine possessions, connected on 16 of their first 19 shots and raced into halftime with a 49-24 lead. Scott scored 17 of his 36 points in the first 10 minutes. Kenny Anderson had 21 points for the Yellow Jackets while Brian Oliver added 13.

2nd round: Georgia Tech 94, LSU 91

Dennis Scott scored 30 points, including two free throws with seven seconds left, to lift Tech to a 94-91 victory over LSU. The Yellow Jackets advanced to the Sweet 16 despite a combined 40 points, 29 rebounds and eight blocked shots, from LSU seven-footers Shaquille O'Neal and Stanley Roberts. The Jackets missed 15 of their first 19 shots and fell behind 22-5, but Tech managed to cut the deficit to just 41-40 at the half. The teams traded leads throughout the second half until Kenny Anderson's basket with 1:35 put the Jackets ahead 92-91. LSU held for a final shot, but Maurice Williamson's drive to basket came up empty, and Scott's free throws sealed the outcome.



Superdome, New Orleans, La.

Regional Semifinal: Georgia Tech 81, Michigan State 80 (ot)

Kenny Anderson's controversial 20-foot jumper at the buzzer tied the game and Dennis Scott hit the game winner with a 12-foot hook shot with seven seconds remaining in overtime as Georgia Tech knocked off top-seeded Michigan State, 81-80. With the Spartans leading 75-73, Steve Smith missed the front end of a one-and-one with five seconds left, and Anderson, who finished with 31 points, took the rebound and raced down the court. The basket was originally called a three, but he was just inside the arc at the top of the key, forcing the overtime.

Regional Final: Georgia Tech 93, Minnesota 91

Dennis Scott poured in 40 points to lead Georgia Tech over Minnesota, 93-91, and into the NCAA Final Four for the first time. Kenny Anderson had 30 points and Brian Oliver added 19 as "Lethal Weapon 3" produced 89 of the Jackets' 93 points. Tech rallied from a 12-point deficit late in the first half to trail just 49-47 at the intermission. The Jackets built a five-point advantage early in the second half, but the teams traded leads until Oliver put Tech ahead for good at 84-83 with a pair of free throws with 3:50 left. Minnesota had a chance to tie or win the game when Anderson missed the front end of a one-and-one with six seconds left, but Kevin Lynch's three-point attempt was no good.

FINAL FOUR - McNichols Arena, Denver, Colo.

National Semifinal: UNLV 90, Georgia Tech 81

Georgia Tech's magical run through the NCAA Tournament came to an end at the hands of UNLV, 90-81, in the national semifinals. Tech led 53-46 at halftime, but a three-pointer by Anderson Hunt put UNLV on top 56-54 with 16:23 to play and the Rebels held off the Jackets the rest of the way. UNLV's pressure defense held Tech without a field goal during the first six minutes of the second half. Dennis Scott scored game-high 29 points, while Brian Oliver scored 24, and Kenny Anderson finished with 16 points and eight assists.

All-Southeast Regional: Kenny Anderson MVP, Dennis Scott

All-Final Four: Dennis Scott

1991 (1-1) • Midwest Region

University of Dayton Arena, Dayton, Ohio

1st round: Georgia Tech 87, DePaul 70

Kenny Anderson had 31 points, five assists, and four rebounds to lead No. 8 seed Georgia Tech over DePaul, 87-70. Jon Barry added 22 points while Malcom Mackey scored 12 with eight rebounds. Tech shot 58.6 percent from the field to 43.5 percent for the Blue Demons.

2nd round: Ohio State 65, Georgia Tech 61

Perry Carter had 19 points and 18 rebounds and Jimmy Jackson contributed 16 points, eight rebounds and eight assists for top-seeded Ohio State. Kenny Anderson led Tech with 25 points, but made only eight of his 28 field goal attempts, and Malcolm Mackey was the only other Tech player in double figures with 10 points and a career-high 19 rebounds. Tech shot 37.5 percent from the field but still had a chance at the end. The Buckeyes, who made just two field goals in the final nine minutes, led 58-56 when Anderson hit a free throw with 32.4 seconds left, but he missed the second and Tech was forced to foul. Ohio State made seven of eight free throws in the final 30 seconds.



NCAA TOURNAMENT HISTORY

1992 (2-1) • Midwest Region

Bradley Center, Milwaukee, Wis.

1st round: Georgia Tech 65, Houston 60

Trailing 58-54 with four minutes to play, Georgia Tech finished the game with an 11-2 run to secure a 65-60 victory over Houston. Tech held the Southwest Conference champions to 35.4 percent shooting from the field while Jon Barry paced the Jackets with 17 points.

2nd round: Georgia Tech 79, Southern Cal 78

James Forrest's desperation three-pointer at the buzzer gave the Yellow Jackets 79-78 victory over No. 2 seeded Southern Cal. USC's Rodney Chatman drove the baseline past Forrest for a basket with just 2.2 seconds that put the Trojans ahead by two. Matt Geiger's inbounds pass from under the basket, intended for Jon Barry, was tipped away, and with just 0.8 seconds on the clock, Geiger inbounded from midcourt to Forrest near the sideline, and the Tech freshman threw in the first three-pointer of his career from about 25 feet. All five Tech starters scored in double figures, led by 20 from Barry and 16 each from Malcom Mackey and Travis Best.

Kemper Arena, Kansas City, Mo.

Regional Semifinal: Memphis State 83, Georgia Tech 79 (ot)

Georgia Tech made its fourth Sweet 16 appearance in eight years, but six Memphis State free throws in overtime sealed a 83-79 victory for the Tigers. Tech led 74-72 with 17.2 seconds left in regulation when Matt Geiger missed the front end of a one-and-one. Memphis State's Billy Smith hit the tying basket with 9.3 seconds left, and the Tigers outscored the Jackets 9-5 in the overtime to advance. Tech was led by 29 points from Jon Barry while James Forrest added 16 points and 11 rebounds.

All-Midwest Regional: Jon Barry

1993 (0-1) • West Region

McKale Center, Tucson, Ariz.

1st round: Southern 93, Georgia Tech 78

Just five days after a stunning run through the Atlantic Coast Conference tournament, No. 4 seed Georgia Tech was upset in the first round of the NCAA Tournament by Southern, 93-78. Tech led by as many as 15 points in the first half and still led 44-39 at the half, but the Jaguars, who led the nation with a 97.9 scoring average, scored the first six points of the second half and took their first lead, 45-44, with 18:50 remaining. A three-pointer by Darius Mimms with 12:33 to play gave Southern the lead for good at 64-61. Jerv Vaughn Scales paced Southern with 27 points and 18 rebounds. Malcolm Mackey led Tech with 27 points and James Forrest added 24 points, but the Jackets committed 23 turnovers, 16 in the second half.



1996 (2-1) • Southeast Region

Orlando Arena, Orlando, Fla.

1st round: Georgia Tech 90, Austin Peay 79

Matt Harpring scored 27 points and grabbed 10 rebounds to lead third-seeded Georgia Tech to a 90-79 victory over No. 14 seed Austin Peay. Both teams shot better than 60 percent in the first half, which ended with Tech leading just 51-47. The Jackets opened the second half with a 9-2 run to build an 11-point lead and remained hot from the floor, connecting on 56.7 percent. Four Tech starters were in double figures as Stephon Marbury and Eddie Elisma scored 17 points each, and Mike Maddox had 16. Drew Barry contributed nine points and 11 assists.

2nd round: Georgia Tech 103, Boston College 89

Stephon Marbury poured in a career-high 29 points, hitting 10-for-12 from the field including 6-for-7 from three point range, to lead Georgia Tech over Boston College, 103-89, and into the Sweet Sixteen. Marbury also tied his career high with nine assists and had four steals and no turnovers. He led a balanced scoring attack that featured all five starters in double figures, including 20 points by Matt Harpring. The Jackets shot a season-high 61 percent from the field and set an NCAA Southeast Region record and tied the school record with 16 three-pointers en route to their highest scoring output in an NCAA Tournament game.

Rupp Arena, Lexington, Ky.

Regional Semifinal: Cincinnati 87, Georgia Tech 70

With six players scoring in double figures and an effective defense that held the Yellow Jackets to just 36.9 percent shooting, No. 2 seed Cincinnati eliminated Georgia Tech, 87-70. Cincinnati, which outrebounded Tech 45-34, was led by the interior play of Danny Fortson (12 points, 16 rebounds) and Art Long (12-8). Stephon Marbury led the Jackets with 15 points while Matt Harpring and Michael Maddox had 13 points each.

2001 (0-1) • West Region

Cox Arena, San Diego, Calif.

1st round: St. Joseph's 66, Georgia Tech 62

After trailing by 18 points early in the second half, eighth-seeded Georgia Tech rallied to pull within three in the final two minutes before falling to No. 9 seed and 23rd-ranked St. Joseph's, 66-62. Tony Akins' two free throws pulled Tech within 63-60 with 1:12 to play, and then the Hawks missed the front end of one-and-one attempts by Damian Reid and Jameer Nelson. But Yellow Jackets came up short on two scoring chances as Tony Akins' shot spun out of the basket and Alvin Jones missed an alley-oop dunk, although both players appeared to be fouled. Nelson hit two foul shots to keep St. Joe's ahead 65-60 with 29.7 seconds left. Akins led Tech with 16 points, including 7-of-7 free throws, and Darryl LaBarrie tied his career-best with 15 points. Jones finished with eight points and 10 rebounds after being held scoreless in the first half. Marvin O'Connor led the Hawks with 21 points, and Nelson added 13. St. Joe's took a 56-28 lead early in the second half before Tech scored 15 of the next 17 points to get within 48-43 with 11:47 remaining.

NCAA TOURNAMENT HISTORY



2004 (5-1) • St. Louis Region

Bradley Center, Milwaukee, Wis.

1st round: Georgia Tech 65, Northern Iowa 60

B.J. Elder hit a pivotal jumper with just 1:06 left on the clock to seal the win as Georgia Tech outlasted Northern Iowa in the first round of the NCAA Tournament. Tech, the No. 3 seed, started off strong, leading by as many as 17 before taking a 12-point lead into halftime. The Panthers started the second half with an impressive 15-2 run to lead by one. Elder answered with a jumper with 15:47 remaining in the game to give Tech the lead, which the Jackets would hold for the remainder of the game.

2nd round: Georgia Tech 57, Boston College 54

Jarrett Jack made a key steal and dunk in the final six seconds of the game as Georgia Tech advanced to the Sweet 16. The Jackets jumped out to an 11-point lead in the second half before a Boston College run put the Eagles ahead by one. Jack made two free throws to put Tech ahead by with only 25 seconds remaining, then stole an inbounds pass and drove the length of the floor for the game-clinching dunk.

Edward Jones Dome, St. Louis, Mo.

Regional Semifinal: Georgia Tech 72, Nevada 67

Following an injury to Tech's leading scorer B.J. Elder just two minutes into the game, senior Marvin Lewis had one of the best games of his career, scoring 23 points and pulling down five rebounds against the Wolf Pack to keep Tech's NCAA run alive. With just over 65 seconds remaining in the game, Will Bynum drove the baseline for a layup to give Tech the lead for good at 69-67 and lift Georgia Tech to the regional finals for just the third time in school history.

Regional Final: Georgia Tech 79, Kansas 71 (ot)

After Will Bynum hit a three-pointer to break a 71-71 tie in overtime, Jarrett Jack went 4-for-4 from the line in the final 47 seconds to finish with a career-high 29 points and lead Georgia Tech to its first appearance in the Final Four since the 1990 season. Luke Schenscher scored 15 points and Clarence Moore tied a season high with 14 of his own in the contest.

FINAL FOUR - Alamodome, San Antonio, Texas
National Semifinal: Georgia Tech 67, Oklahoma State 65

Will Bynum drove to the basket around a screen by Luke Schenscher to score on a layup with 1.5 seconds remaining, lifting Georgia Tech past Oklahoma State after the Cowboys had rallied from a six-point deficit in the final four minutes to tie the game at 65. Bynum finished the game with 11 points and scored the game-winner for Tech for the third straight game. Schenscher scored 19 points (with 12 rebounds) to lead four Yellow Jackets in double figures, including 15 from senior Marvin Lewis, who canned five three-pointers in the first half.

National Championship:
Connecticut 82, Georgia Tech 73

Connecticut left no chance for a Georgia Tech miracle in the national championship game, building a 41-26 halftime lead and expanding the margin to as many as 25 before the Yellow Jackets got hot in the final 10 minutes. Tech shot 29.4 percent in the first half and made just 4 of 11 free throws to dig itself a hole from which it could not recover. Emeka Okafor scored 24 points with 15 rebounds for the Huskies, and Ben Gordon added 21. Will Bynum led the Jackets with 17 points off the bench.

All-St. Louis Regional: Jarrett Jack (MVP), Clarence Moore

All-Final Four: Will Bynum, Luke Schenscher

2005 (1-1) • Albuquerque Region

Gaylord Entertainment Center, Nashville, Tenn.

1st round: Georgia Tech 80, George Washington 68

Jarrett Jack led Tech with 20 points (six rebounds, six assists, 7-9 FG). Will Bynum scored 17, and B.J. Elder added 15, giving Tech's starting guards 52 of the Yellow Jackets' points in the game. Anthony McHenry added 10, his third double-figure game in seven NCAA Tournament contests. Tech shot 50 percent from the floor, going on a 12-0 second-half spurt to put the game away. The Jackets made 17 of 22 free throws and seven three-point shots.

2nd round: Louisville 76, Georgia Tech 54

Louisville employed an active zone defense to stifle Tech offensively, and hit eight of its first nine shots on offense to quickly build a double-digit lead. Led by Francisco Garcia, who hit three triples and scored 18 first-half points, the Cardinals led by 15 at the break. Tech, behind Luke Schenscher (13 points), whittled its deficit to nine points (52-43) with 9:43 remaining, but Taquan Dean canned three triples on consecutive possessions to open the Louisville lead back to 20 points. The Cardinals shot 52 percent for the game and made 10 three-point shots.

2007 (0-1) • Midwest Region

United Center, Chicago, Ill.

1st round: UNLV 67, Georgia Tech 63

UNLV made six three-point shots in the first half to take a seven-point lead into intermission, then withstood a second-half rally by Tech to capture the victory in the first meeting between the two teams since the 1990 national semifinals. The Runnin' Rebels prevailed despite making just 31.7 percent of their shots from the floor, but held Tech's leading scorers, freshmen Javaris Crittenton and Thaddeus Young, to eight points each. Anthony Morrow and Alade Aminu led the Jackets with 11 apiece.

2010 (1-1) • Midwest Region

Bradley Center, Milwaukee, Wis.

1st round: Georgia Tech 64, Oklahoma State 59

Gani Lawal scored 14 points, Derrick Favors came within a rebound of a double-double and the Yellow Jackets scored their last 13 points at the line 7th-seeded Oklahoma State 64-59 in the first meeting between the two teams since the 2004 national semifinals in San Antonio, Texas. James Anderson, the nation's third-leading scorer, was just 3 of 12 for 11 points. Held without a field goal the last 8 minutes of the game, Georgia Tech got it done at the line with Favors, Iman Shumpert and Maurice Miller going 6 of 6 in the last two minutes. Georgia Tech finished 24 of 25 from the line.

Bradley Center, Milwaukee, Wis.

2nd round: Ohio State 75, Georgia Tech 66

Evan Turner came within an assist and a rebound of his third triple-double of the season, lifting Ohio State to a 75-66 victory. Turner, a leading candidate to add national player of the year to his Big Ten honors, finished with a game-high 24 points. ACC Freshman of the Year Derrick Favors, who played just 5 minutes in the first half after picking up two quick fouls, keyed an 11-0 run that cut Ohio State's lead to 65-61 with 1:47 to play. Turner made two free throws, Lighty converted both of his after an intentional foul and the Yellow Jackets (23-13) never threatened again.

REGULAR-SEASON EVENTS

2018 MIAMI HOOPBALL INVITATIONAL
American Airlines Arena, Miami, Fla.
St. John's 76, Georgia Tech 73

2018 ACC-BIG TEN CHALLENGE
Welsh-Ryan Arena, Evanston, Ill.
Northwestern 67, Georgia Tech 61

2017 ACC-BIG TEN CHALLENGE
McCamish Pavilion, Atlanta, Ga.
Georgia Tech 52, Northwestern 51

2016 ACC-BIG TEN CHALLENGE
Bryce Jordan Center, State College, Pa.
Penn State 67, Georgia Tech 60

2015 NIT Pre-Season Tipoff
McCamish Pavilion, Atlanta, Ga.
Georgia Tech 107, Green Bay 77
East Tennessee State 69, Georgia Tech 68
Barclays Center, Brooklyn, N.Y.
Georgia Tech 83, Arkansas 73
Villanova 69, Georgia Tech 52
All-Tournament: Charles Mitchell

2014 ORLANDO CLASSIC
HP Pavilion, Lake Buena Vista, Fla.
Marquette 72, Georgia Tech 70
Georgia Tech 61, Rider 54
Georgia Tech 64, Rhode Island 61

2014 ACC-BIG TEN CHALLENGE
Welsh-Ryan Arena, Evanston, Ill.
Georgia Tech 66, Northwestern 58

2013 BARCLAYS CENTER CLASSIC
Barclays Center, Brooklyn, N.Y.
Mississippi 77, Georgia Tech 67
St. John's 69, Georgia Tech 58

2013 ACC-BIG TEN CHALLENGE
McCamish Pavilion, Atlanta, Ga.
Georgia Tech 67, Illinois 64

2012 DIRECTV CLASSIC
Anaheim (Calif.) Convention Center
Georgia Tech 54, Rice 36
California 68, Georgia Tech 57
Georgia Tech 65, Saint Mary's 56

2012 ACC-BIG TEN CHALLENGE
Assembly Hall, Champaign, Ill.
Illinois 75, Georgia Tech 62

2011 CHARLESTON CLASSIC
TD Arena, Charleston, S.C.
Saint Joseph's 66, Georgia Tech 53
Georgia Tech 73, VCU 60
LSU 59, Georgia Tech 50

2011 ACC-BIG TEN CHALLENGE
Philips Arena, Atlanta, Ga.
Northwestern 76, Georgia Tech 60

2010 LEGENDS CLASSIC
Alexander Memorial Coliseum, Atlanta, Ga.
Georgia Tech 78, Albany 51
Georgia Tech 77, Niagara 51
Boardwalk Hall, Atlantic City, N.J.
Georgia Tech 71, UTEP 61
Syracuse 80, Georgia Tech 76
All-Classic: Brian Oliver

2010 ACC-BIG TEN CHALLENGE
Welsh-Ryan Arena, Evanston, Ill.
Northwestern 91, Georgia Tech 71

2010 PUERTO RICO TIP-OFF
Coliseo de Puerto Rico, San Juan, P.R.
Dayton 63, Georgia Tech 59
Georgia Tech 70, George Mason 62
Georgia Tech 85, Boston University 67

2008 ACC-BIG TEN CHALLENGE
Alexander Memorial Coliseum, Atlanta, Ga.
Penn State 85, Georgia Tech 83

2007 PARADISE JAM
St. Thomas, U.S. Virgin Islands
Georgia Tech 79, Charlotte 77
Winthrop 79, Georgia Tech 73
Georgia Tech 70, Notre Dame 69
All-Tournament: Jeremis Smith

2007 ACC-BIG TEN CHALLENGE
Assembly Hall, Bloomington, Ind.
Indiana 83, Georgia Tech 79

2006 EA SPORTS MAUI INVITATIONAL
Lahaina Civic Center, Lahaina, Maui
Georgia Tech 79, Purdue 61
Georgia Tech 92, Memphis 85
UCLA 88, Georgia Tech 73
All-Tournament: Lewis Clinch

2006 ACC-BIG TEN CHALLENGE
Alexander Memorial Coliseum, Atlanta, Ga.
Georgia Tech 77, Penn State 73

2005 ACC-BIG TEN CHALLENGE
Beslin Center, East Lansing, Mich.
Michigan State 88, Georgia Tech 86

2004 CHICK-FIL-A PEACH BOWL CLASSIC
Philips Arena, Atlanta, Ga.
Georgia Tech 64, Air Force 42

2004 ACC-BIG TEN CHALLENGE
Alexander Memorial Coliseum, Atlanta, Ga.
Georgia Tech 99, Michigan 68

2003 PRESEASON NIT
Georgia Tech 79, Louisiana-Lafayette 45 (home)
Georgia Tech 75, Hofstra 56 (home)
Georgia Tech 77, Connecticut 61 (semis*)
Georgia Tech 85, Texas Tech 65 (finals*)
All-Tournament: Isma'il Muhammad (MVP), B.J. Elder, Jarrett Jack
*at Madison Square Garden

2003 CHICK-FIL-A PEACH BOWL CLASSIC
Philips Arena, Atlanta, Ga.
Georgia Tech 75, Saint Louis 62

2003 ACC-BIG TEN CHALLENGE
Value City Arena, Columbus, Ohio
Georgia Tech 73, Ohio State 53

2002 CHICK-FIL-A PEACH BOWL CLASSIC
Philips Arena, Atlanta, Ga.
Tennessee 70, Georgia Tech 69

2002 ACC-BIG TEN CHALLENGE
Williams Arena, Minneapolis, Minn.
Minnesota 64, Georgia Tech 63

2001 CHICK-FIL-A PEACH BOWL CLASSIC
Philips Arena, Atlanta, Ga.
Georgia Tech 96, Syracuse 80

2001 ACC-BIG TEN CHALLENGE
Alexander Memorial Coliseum
Georgia Tech 62, Wisconsin 61

2001 LAS VEGAS INVITATIONAL
Valley High School, Las Vegas, Nev.
Georgia Tech 70, Eastern Illinois 65
Illinois 105, Georgia Tech 66
Saint Louis 67, Georgia Tech 54

2000 ACC-BIG TEN CHALLENGE
Carver-Hawkeye Arena, Iowa City, Iowa
Iowa 85, Georgia Tech 67

2000 WOODEN CLASSIC
Arrowhead Pond, Anaheim, Calif.
Georgia Tech 72, UCLA 67

2000 DELTA AIR LINES HOLIDAY CLASSIC
Philips Arena, Atlanta, Ga.
Georgia Tech 86, Kentucky 84

2000 STANFORD INVITATIONAL
Maples Pavilion, Stanford, Calif.
Georgia Tech 78, Idaho State 56
Stanford 80, Georgia Tech 66
All-Tournament: Alvin Jones, Shaun Fein

1999 GREAT ALASKA SHOOTOUT
Sullivan Arena, Anchorage, Alaska
Georgia Tech 100, Grambling State 88
Georgia Tech 82, Washington 65
Kansas 84, Georgia Tech 70 (finals)
All-Tournament: Jason Collier, Alvin Jones

1999 ACC-BIG TEN CHALLENGE
Philips Arena, Atlanta, Ga.
Michigan 80, Georgia Tech 77

1999 DELTA AIR LINES HOLIDAY CLASSIC
Philips Arena, Atlanta, Ga.
Stanford 64, Georgia Tech 61 (ot)

1998 HOLIDAY FESTIVAL
Madison Square Garden, New York, N.Y.
Hofstra 62, Georgia Tech 41
Georgia Tech 72, Iona 65 (3rd)

1998 BIG ISLAND INVITATIONAL
Afook-Chinen Civic Auditorium, Hilo, Hawaii
Georgia Tech 65, New Orleans 63 (ot)
Georgia Tech 58, West Virginia 53
Washington 76, Georgia Tech 60
All-Tournament: Alvin Jones, Jason Floyd

1998 DELTA AIR LINES HOLIDAY CLASSIC
Georgia Dome, Atlanta, Ga.
Kentucky 80, Georgia Tech 39

1997 PUERTO RICO SHOOTOUT
Eugenio Guerra Sports Complex, Bayamon, P.R.
Georgia Tech 62, Alabama 60
Georgia Tech 77, St. John's 65
Georgia Tech 73, Louisville 69
All-Tournament: Matt Harpring (MVP), Michael Maddox, Dion Glover

1997 DELTA AIR LINES HOLIDAY CLASSIC
Georgia Dome, Atlanta, Ga.
Georgia Tech 94, Louisville 86
MVP: Dion Glover

1996 DELTA AIR LINES HOLIDAY CLASSIC
Georgia Dome, Atlanta, Ga.
Kentucky 88, Georgia Tech 59

1996 HOLIDAY FESTIVAL
Madison Square Garden, New York, N.Y.
Georgia Tech 58, Hofstra 47
St. John's 67, Georgia Tech 55 (finals)
All-Tournament: Gary Saunders

1995 PRESEASON NIT
Georgia Tech 87, Manhattan 67*
Georgia Tech 83, Oklahoma 72*
Georgetown 94, Georgia Tech 72 (semis#)
Georgia Tech 77, Michigan 61 (3rd#)
*Georgia Dome, #Madison Square Garden

1995 CABLE CAR CLASSIC
San Jose (Calif.) Arena
Bradley 84, Georgia Tech 82
Santa Clara 71, Georgia Tech 66
All-Tournament: Stephon Marbury

1995 JEEP-EAGLE CLASSIC
Georgia Dome, Atlanta, Ga.
Georgia Tech 88, Louisville 77
MVP: Matt Harpring

1995 JIMMY V CLASSIC
Brendan Byrne Arena, East Rutherford, N.J.
Massachusetts 75, Georgia Tech 67

1994 RAINBOW CLASSIC
Special Events Center, Honolulu, Hawaii
Cincinnati 69, Georgia Tech 66
Georgia Tech 89, Oklahoma 85
Duke 75, Georgia Tech 68

1994 KUPPENHEIMER CLASSIC
Georgia Dome, Atlanta, Ga.
Louisville 77, Georgia Tech 72
All-Tournament: Travis Best

1993 HOLIDAY FESTIVAL
Madison Square Garden, New York, N.Y.
Georgia Tech 57, Temple 51
Georgia Tech 71, St. John's 69 (Finals)
All-Tournament: Martice Moore (MVP)

1993 KUPPENHEIMER CLASSIC
Georgia Dome, Atlanta, Ga.
Georgia Tech 86, Vanderbilt 77 (ot)
All-Tournament: James Forrest, Travis Best

1993 HALL OF FAME TIP-OFF CLASSIC
Springfield, Mass.
Michigan 80, Georgia Tech 70

1992 KUPPENHEIMER CLASSIC
Georgia Dome, Atlanta, Ga.
Georgia Tech 87, Louisville 85
All-Tournament: James Forrest (MVP), Malcolm Mackey

1991 PRESEASON NIT
Georgia Tech 93, James Madison 69 (home)
Georgia Tech 84, Colorado State 67 (home)
Georgia Tech 120, Texas 107 (semis*)
Oklahoma St. 78, Georgia Tech 71 (finals*)
All-Tournament: Malcolm Mackey, Matt Geiger
*at Madison Square Garden

1991 ACC-BIG EAST CHALLENGE
The Omni, Atlanta, Ga.
Georgia Tech 80, Villanova 59

1991 KUPPENHEIMER CLASSIC
The Omni, Atlanta, Ga.
Georgia Tech 81, Kentucky 80
All-Classic: Jon Barry (MVP), Malcolm Mackey

1990 SUGAR BOWL TOURNAMENT
New Orleans, La.
Georgia Tech 95, Tulane 83
Georgia Tech 99, Villanova 87
All-Tournament: Kenny Anderson (MVP), Malcolm Mackey, Jon Barry

1990 KUPPENHEIMER CLASSIC
The Omni, Atlanta, Ga.
Georgia Tech 135, Loyola Marymount 94
All-Tournament: Kenny Anderson (MVP), Jon Barry

1990 ACC-BIG EAST CHALLENGE
Capital Centre, Landover, Md.
St. John's 73, Georgia Tech 72 (ot)

1989 KUPPENHEIMER CLASSIC
The Omni, Atlanta, Ga.
Georgia Tech 98, Morehead State 76
Georgia Tech 111, Pittsburgh 92
All-Tournament: Kenny Anderson (MVP), Dennis Scott, Brian Oliver

1989 ACC-BIG EAST CHALLENGE
Hartford (Conn.) Civic Center
Georgia Tech 93, Pittsburgh 92

1988 RAINBOW CLASSIC
Blaisdell Center, Honolulu, Hawaii
Georgia Tech 87, Houston 78
Illinois 80, Georgia Tech 75
Georgia Tech 72, Purdue 69
All-Tournament: Dennis Scott, Tom Hammonds

1987 PRE-SEASON NIT
Georgia Tech 114, Alcorn State 71 (home)
Florida 80, Georgia Tech 69 (at Florida)

1987 COTTON STATES CLASSIC
The Omni, Atlanta, Ga.
Georgia Tech 90, William & Mary 59
Georgia Tech 83, Auburn 72
All-Tournament: Duane Ferrell, Tom Hammonds

1986 CENTRAL FIDELITY HOLIDAY CLASSIC
Robins Center, Richmond, Va.
Georgia Tech 67, Stanford 65
Richmond 67, Georgia Tech 62 (ot)
MVP: Duane Ferrell

1986 SUNTORY BALL
Tokyo, Japan
Georgia Tech 65, Boston College 62 (ot)
Georgia Tech 63, SMU 54
All-Tournament: Tom Hammonds (MVP), Duane Ferrell, Bruce Dalrymple

REGULAR-SEASON EVENTS

Tournament Tote Board

| Event | App. | W-L | Titles | Last |
|--|------|------|--------|------|
| ACC-Big East Challenge | 3 | 2-1 | - | 1991 |
| ACC-Big Ten Challenge | 18 | 7-11 | - | 2019 |
| All-College Tournament | 2 | 2-4 | - | 1956 |
| Barclays Center Classic | 1 | 0-2 | - | 2013 |
| Big Island Classic | 1 | 2-1 | - | 1998 |
| Bruin Classic | 2 | 1-4 | - | 1969 |
| Cotton States Classic# | 4 | 8-0 | 4 | 1989 |
| DirectTV (Anaheim) Classic | 1 | 2-1 | - | 2012 |
| Gator Bowl | 7 | 7-8 | 2 | 1985 |
| Hall of Fame/Tip-Off Classic | 2 | 0-2 | - | 1993 |
| Chick-fil-A Peach Bowl Classic for Kids* | 15 | 10-5 | 7 | 2004 |
| Holiday Festival | 4 | 5-3 | 1 | 1998 |
| Legends Classic | 1 | 3-1 | - | 2010 |
| Maryland Invitational | 3 | 2-4 | - | 1977 |
| Maui Invitational | 1 | 2-1 | - | 2006 |
| Miami Hoophall Invitational | 1 | 0-1 | - | 2019 |
| NIT Season Tip-Off (formerly Pre-season NIT) | 5 | 13-5 | 1 | 2015 |
| North-South Doubleheader | 8 | 4-12 | - | 1977 |
| Orlando Classic | 1 | 2-1 | - | 2014 |
| Paradise Jam | 1 | 2-1 | - | 2007 |
| Poinsettia Tournament | 2 | 2-2 | - | 1975 |
| Puerto Rico Tip-Off | 2 | 5-1 | 1 | 2010 |
| Queen City Tournament | 2 | 3-3 | - | 1955 |
| Rainbow Classic | 3 | 6-3 | 1 | 1994 |
| Sugar Bowl | 2 | 2-2 | 1 | 1990 |
| Sun Bowl | 2 | 0-4 | - | 1981 |

*One day doubleheader was formerly known as the Delta Air Lines Holiday Classic for Kids, Jeep Eagle Classic and Kuppenheimer Classic

#Known as the Kuppenheimer Classic in 1989.

1986 HOLIDAY FESTIVAL

Madison Square Garden, New York, N.Y.

Georgia Tech 79, Rutgers 61

St. John's 62, Georgia Tech 53

All-Tournament: Duane Ferrell

1985 COTTON STATES CLASSIC

The Omni, Atlanta, Ga.

Georgia Tech 90, Texas 55

Georgia Tech 82, Navy 64

All-Tournament: Mark Price (MVP), Duane Ferrell,

John Salley, Bruce Dalrymple

1985 GATOR BOWL CLASSIC

Jacksonville, Fla.

Georgia Tech 83, Texas A&M 58

Georgia Tech 72, Jacksonville 53

All-Tournament: Mark Price (MVP), John Salley, Tom

Hammonds, Bruce Dalrymple

1985 HALL OF FAME TIP-OFF CLASSIC

Springfield, Mass.

Michigan 49, Georgia Tech 44

1984 RAINBOW CLASSIC

Blaisdell Center, Honolulu, Hawaii

Georgia Tech 72, Arkansas 52

Georgia Tech 65, Washington 58

Georgia Tech 70, Maryland 69

All-Tournament: Mark Price (MVP), Bruce Dalrymple

1983 COTTON STATES CLASSIC

The Omni, Atlanta, Ga.

Georgia Tech 66, Nebraska 49

Georgia Tech 57, Alabama 54

All-Tournament: Mark Price (MVP), Bruce Dalrymple,

Yvon Joseph

1983 CASABA CLUB CLASSIC

Spanos Center, Stockton, Calif.

Georgia Tech 67, Pepperdine 56

Georgia Tech 73, Central Michigan 71

All-Tournament: Yvon Joseph (MVP), Bruce

Dalrymple

1981 SUN BOWL TOURNAMENT

El Paso, Texas

UTEP 73, Georgia Tech 44

Oklahoma State 59, Georgia Tech 57

1980 GATOR BOWL TOURNAMENT

Jacksonville, Fla.

Purdue 53, Georgia Tech 45

Jacksonville 64, Georgia Tech 41

1979 ROANOKE TIMES & WORLD NEWS HOLIDAY CLASSIC

Roanoke (Va.) Civic Center

Georgia Tech 83, Alabama 59

Virginia Tech 67, Georgia Tech 62

All-Tournament: Brook Steppe (MVP), Lenny Horton

1978 PILLSBURY CLASSIC

Minneapolis, Minn.

Georgia Tech 83, Brigham Young 81

Minnesota 57, Georgia Tech 56

All-Tournament: Sammy Drummer, Tico Brown

1977 MARYLAND INVITATIONAL

Cole Field House, College Park, Md.

Georgia Tech 73, St. John's 67

Maryland 65, Georgia Tech 63

1977 DAYTON INVITATIONAL

Dayton, Ohio

Georgia Tech 64, Oregon 57

Dayton 65, Georgia Tech 63

1977 NORTH-SOUTH DOUBLEHEADER

Charlotte, N.C.

North Carolina 97, Georgia Tech 74

NC State 81, Georgia Tech 71

1976 MARSHALL INVITATIONAL

Huntington, W.Va.

Idaho State 88, Georgia Tech 72

Georgia Tech 80, Columbia 79

1976 NORTH-SOUTH DOUBLEHEADER

Charlotte, N.C.

North Carolina 79, Georgia Tech 74

Georgia Tech 78, NC State 67

1975 POINSETTIA TOURNAMENT

Greenville, S.C.

Georgia Tech 98, Furman 81

Rutgers 94, Georgia Tech 87

1975 KENTUCKY INVITATIONAL

Memorial Coliseum, Lexington, Ky.

Kentucky 66, Georgia Tech 64

Arizona State 85, Georgia Tech 70

1975 NORTH-SOUTH DOUBLEHEADER

Charlotte, N.C.

NC State 101, Georgia Tech 66

North Carolina 111, Georgia Tech 81

1974 MARYLAND INVITATIONAL

College Park, Md.

Maryland 105, Georgia Tech 67

Georgia Tech 70, St. Bonaventure 61 (ot)

1974 NORTH-SOUTH DOUBLEHEADER

Charlotte, N.C.

NC State 98, Georgia Tech 54

North Carolina 108, Georgia Tech 70

1973 OLD DOMINION TOURNAMENT

Norfolk, Va.

Baylor 108, Georgia Tech 80

Yale 101, Georgia Tech 95

1973 NORTH-SOUTH DOUBLEHEADER

Charlotte, N.C.

North Carolina 107, Georgia Tech 72

NC State 118, Georgia Tech 94

1972 MARYLAND INVITATIONAL

Cole Field House, College Park, Md.

Maryland 90, Georgia Tech 55

Bowling Green 102, Georgia Tech 87

1972 NORTH-SOUTH DOUBLEHEADER

Charlotte, N.C.

NC State 87, Georgia Tech 70

North Carolina 118, Georgia Tech 73

1971 CHARLOTTE INVITATIONAL

Charlotte, N.C.

Davidson 91, Georgia Tech 66

Rutgers 91, Georgia Tech 64

1971 NORTH-SOUTH DOUBLEHEADER

Charlotte, N.C.

North Carolina 87, Georgia Tech 58

Georgia Tech 73, NC State 66

1970 NORTH-SOUTH DOUBLEHEADER

Charlotte, N.C.

Georgia Tech 89, NC State 77

Georgia Tech 104, North Carolina 95

1970 GATOR BOWL TOURNAMENT

Jacksonville, Fla.

Georgia Tech 69, Florida 58

St. Bonaventure 70, Georgia Tech 68

1969 BRUIN CLASSIC

Pauley Pavilion, Los Angeles, Calif.

UCLA 121, Georgia Tech 90

Indiana 87, Georgia Tech 65

1968 SUN BOWL TOURNAMENT

El Paso, Texas

UTEP 75, Georgia Tech 71

Oklahoma City 59, Georgia Tech 57

1967 CHICAGO CLASSIC

Chicago, Ill.

Illinois 65, Georgia Tech 54

Loyola 96, Georgia Tech 71

1966 BRUIN CLASSIC

Pauley Pavilion, Los Angeles, Calif.

Georgia Tech 101, Michigan 70

UCLA 91, Georgia Tech 72

Illinois 83, Georgia Tech 71

1965 HURRICANE CLASSIC

Miami, Fla.

Louisville 54, Georgia Tech 48

Georgia Tech 83, Boston College 40

1964 SUGAR BOWL TOURNAMENT

New Orleans, La.

Louisville 77, Georgia Tech 71

Texas Tech 95, Georgia Tech 90

1963 MILWAUKEE CLASSIC

Milwaukee, Wis.

Georgia Tech 84, Marquette 83

Wisconsin 104, Georgia Tech 84

1962 GATOR BOWL TOURNAMENT

Jacksonville, Fla.

Georgia Tech 73, Virginia Tech 72 (ot)

Georgia Tech 73, Florida 61

1961 POINSETTIA TOURNAMENT

Greenville, S.C.

Georgia Tech 72, Furman 65

Arkansas 72, Georgia Tech 42

1960 GATOR BOWL TOURNAMENT

Jacksonville, Fla.

Georgia Tech 54, Georgia 51

Navy 63, Georgia Tech 60

1960 BLUEGRASS TOURNAMENT

Louisville, Ky.

Louisville 74, Georgia Tech 65

Utah State 67, Georgia Tech 62

1957 MOTOR CITY CLASSIC

Detroit, Mich.

Georgia Tech 67, Marquette 58

Georgia Tech 70, Detroit 66

1956 ALL COLLEGE TOURNAMENT

Oklahoma City, Okla.

Marquette 102, Georgia Tech 78

Georgia Tech 75, Idaho State 72

Georgia Tech 79, Texas Tech 66

1955 QUEEN CITY TOURNAMENT

Buffalo, N.Y.

Georgia Tech 65, Westminster 56

Georgia Tech 86, Canisius 82

Xavier 92, Georgia Tech 67

1954 QUEEN CITY TOURNAMENT

Buffalo, N.Y.

Georgia Tech 72, Idaho State 69 (ot)

Canisius 70, Georgia Tech 56

Georgetown 68, Georgia Tech 62

1953 GATOR BOWL TOURNAMENT

Jacksonville, Fla.

Georgia 66, Georgia Tech 64

Georgia Teachers College 101, Georgia Tech 80

Florida 63, Georgia Tech 59

1952 GATOR BOWL TOURNAMENT

Jacksonville, Fla.

Florida 68, Georgia Tech 60

Georgia Tech 71, Georgia 54

1951 CAROLINA INVITATIONAL

Charlotte, N.C.

South Carolina 78, Georgia Tech 63

Georgia Tech 79, Auburn 62

Georgia Tech 78, Davidson 60

1949 DIXIE CLASSIC

Reynolds Coliseum, Raleigh, N.C.

Georgia Tech 64, Wake Forest 57

NC State 57, Georgia Tech 34

Georgia Tech 63, West Virginia 48

1947 ALL-COLLEGE TOURNAMENT

Oklahoma City, Okla.

Texas 54, Georgia Tech 45

Rice 43, Georgia Tech 42

Hamline 52, Georgia Tech 35

TECH LETTERWINNERS

A

| | |
|---------------------|---------------|
| Abel, Nelson | 1944 |
| Akers, Lane | 1954-56 |
| Akins, Anthony J. | 1999-01 |
| Akins, Terry E. | 1968-69 |
| Allen, Harry B. | 1973-74-75-76 |
| Allgood, William L. | 1977-78 |
| Alston, Brandon C. | 2018-19 |
| Alvarado, Jose | 2018-19 |
| Aminu, A. Alade | 2006-07-08-09 |
| Anderson, Gene | 1952-53 |
| Anderson, J.C. | 1947-48-49-50 |
| Anderson, Kenneth | 1990-91 |
| Anderson, L.F. | 1937-38-39 |
| Anderson, Marvin E. | 1954-55 |
| Anderson, Tysor D. | 2007-08-09 |
| Andrews, Jay (mgr) | 1995-96-97 |
| Arnold, John W. | 1965 |
| Austin, Michael B. | 1951-52-53 |
| Azar, Nicholas | 1926-27-28 |

B

| | |
|--------------------------|----------------|
| Babul, Jonathan R. | 1997-99-00-01 |
| Baker, Avril (mgr) | 1988-90 |
| Bailey, F.B. | 1909 |
| Balanis, Roderick A. | 1991-92-93-94 |
| Banks II, James A. | 2019 |
| Barbic, Yami | 1994 |
| Barnes, Darryl | 1990, 92-93-94 |
| Barnon, Carter | 1926 |
| Barry, Drew W. | 1993-94-95-96 |
| Barry, Jon A. | 1991-92 |
| Beal, D'Andre B. | 2006-07-08-10 |
| Bergman, Herb | 1947-48 |
| Best, Travis E. | 1992-93-94-95 |
| Bills, Jack | 1945 |
| Binns, Karl V. | 1972 |
| Binns, William | 1948 |
| Blackwell, Hoyte | 1940-41-42 |
| Blemker, Berrien B. | 1948-49-50-51 |
| Blemker, Ray | 1957-58-59 |
| Boisvert, David R. | 1988 |
| Bolden, Christopher J. | 2013-15 |
| Bolton, Roger P. | 1954 |
| Bost, Christopher W. | 2003 |
| Bostick, H.C. | 1909 |
| Botford, Michael B. | 1974-75-76 |
| Boulware, Burtz | 1935-36-37 |
| Bowling, Tom | 1967 |
| Boyce, Michael (mgr) | 2005-06 |
| Bradford, Maurice | 1982-83 |
| Brennan, Bryan V. | 1995-96-97 |
| Brewster, Jimmy | 1922 |
| Brittain, Maurice D. | 1989 |
| Brizendine, Robert E. | 1966-67-68 |
| Brooks, Robert A. | 2001-04 |
| Brown, Bruce J. | 1972 |
| Brown, Karl J. | 1989-90 |
| Brown, Mark (mgr) | 1984-85-86 |
| Brown, Jonathan W. | 2018 |
| Brown, Tico M. | 1977-78-79 |
| Broyles, Frank | 1943-44-45, 47 |
| Bryan, Morris | 1932 |
| Bulford, Ralph | 1928 |
| Burdell, George P. | 1956-57-58 |
| Burden, Preston (mgr) | 2006-07-08 |
| Burton, Richard E. (mgr) | 1968 |
| Butzky, Charles B. (mgr) | 1964 |
| Byrd, Anthony | 1982-83-84 |
| Bynum, William | 2004-05 |

C

| | |
|-------------------------|---------------|
| Cage, Gary B., Jr. | 2006-08-09 |
| Caldwell, James W. | 1963-64-65 |
| Caldwell, Robert G. | 1964-65-66 |
| Campbell, Preston W. | 1973-74-75 |
| Cappetta, Steven (mgr) | 2009 |
| Carroll, Jess M. | 1955-56-57 |
| Carroll, Pat (mgr) | 1987 |
| Carter, Jr., Robert L. | 2013-14 |
| Cassidy, Omar A. | 1997 |
| Causey, Matthew D. | 2008 |
| Center, Dave | 1933 |
| Cheney, Walter M. (mgr) | 1974-75 |
| Clark, David W. | 1966-67-68 |
| Clinch, E. Lewis | 2006-07-08-09 |
| Cline, William S. | 1950-51-52 |
| Cohen, Leonard R. | 1955-56-57 |
| Cohen, William | 1953-54-55-56 |
| Cole, Evan A. | 2018-19 |
| Cole, Michael D. | 1979-81-82 |
| Coleman, Dick | 1909 |
| Collier, Webb | 1944-45-47 |
| Collier, Jason J. | 1999-00 |
| Collier, Jeffrey R. | 1973 |
| Connerly, Duffy (mgr) | 1984-85 |
| Coogler, Justin (mgr) | 2010 |
| Copeland, Arthur | 1947 |
| Cox, Demarco A. | 2015 |
| Crabb, Michael (mgr) | 1957 |
| Cradcock, Robert D. | 1963-64-65 |
| Craig, Derek D. | 2009-11-12 |
| Crake, Eric | 1952-53 |
| Crawford, Henry | 1934-35-36 |
| Cray, Andy (mgr) | 2009-10 |
| Crittendon, Javaris C. | 2007 |
| Crosby, David | 1941 |
| Cuthbert, Albert W. | 1998 |
| Cullen, Matt (mgr) | 1971-72 |
| Currie, David | 1950-51 |
| Cushman, H. | 1914 |

D

| | |
|-----------------------|---------------|
| Dalrymple, Henry V. | 1984-85-86-87 |
| Daugherty, Michael R. | 1974 |
| Davis, Bob | 1944-45-46 |
| Davis, Robert C. | 1973-75 |
| Davis, Tyler A. | 2005 |
| Dawson, V.S. | 1909 |

| | |
|---------------------------|---------------|
| Delong, George, Jr. (mgr) | 1963 |
| Dennicke, Skinny | 1922 |
| Denton, David R. | 1958-59-60 |
| Devoe, Michael J. | 2019 |
| Dews, Robert W. | 1959-60 |
| Diaw, Papa S. | 2006-07 |
| Dickey, Ra'Sean M. | 2005-06-07 |
| Dieng, Bassirou | 2009 |
| Dockweiler, Jay (mgr) | 1987-88 |
| Dold, Melvin J. | 1948-49-50-51 |
| Domalk, Brian A. | 1989-90-91 |
| Doyle, W. Brooks | 2013-14-15 |
| Doyle, Johnny | 1946 |
| Drummer, Sammy L. | 1978-79 |
| Dunn, Mike (mgr) | 1999-00 |
| Dyer, Vaughn | 1952 |

E

| | |
|------------------------|---------------|
| Ebdon, Joe | 1938 |
| Echols, Ramon | 1946 |
| Eckford, Joe Errol | 1922 |
| Eidson, William R. | 1962-63-64 |
| Elder, Barry J. | 2002-05 |
| Elisma, Edner | 1994-95-96-97 |
| Elkins, Andrew (mgr) | 2009 |
| Emmerling, Fritz (mgr) | 1952 |
| Ewing, David W.T. | 2002-03 |

F

| | |
|--------------------------|---------------|
| Fagg, David (mgr) | 1979 |
| Farr, Clay (tr) | 1996 |
| Farrell, Terry D. | 1972 |
| Favors, Derrick B. | 2009-10 |
| Faye, Muhammad | 2007-08 |
| Fein, Shaun R. | 2000-01 |
| Ferrell, Duane | 1985-86-87-88 |
| Field, Wesley O. | 1965-66-67 |
| Floyd, Jason C. | 1997-98-99-00 |
| Fondren, Marcus (mgr) | 2009-10 |
| Ford, Antoine | 1985-87 |
| Fore, Clyde W. | 1971-72 |
| Foreman, Nicholas M. | 2009-10-11-12 |
| Forrest, James C. | 1992-93-94-95 |
| Foster, Randall L. | 1974-75-76-77 |
| Fraser, Gilbert | 1921 |
| Fredrick, Zambolist II | 2005-06 |
| Fritch, James L. | 1948-49-50-51 |
| Funkenstein, Louis (mgr) | 1965-66-67 |

G

| | |
|------------------------------|---------------|
| Gaddy, James W. | 1992-93 |
| Gardner, Scott | 1982 |
| Gaston, Juan V. | 1996 |
| Gaston, Robert W. | 1944 |
| Geiger, Matthew A. | 1991-92 |
| George, Nicholas | 1926 |
| Georges-Hurt, Marcus A. | 2013-14-15-16 |
| Ghey, John K. | 1960-61-62 |
| Giaccio, Paul (mgr) | 1995-96-97-98 |
| Gladson, B. (mgr) | 1972-73 |
| Gladen, R.F. | 1909 |
| Glenn, William | 1933-34-35 |
| Glover, M. Diondase | 1998 |
| Godwin, Paul | 1948-49 |
| Golden, Sid | 1930 |
| Golden III, Robert W. (Trae) | 2014 |
| Golf, Larry | 1963 |
| Good, Chris | 1980 |
| Goode, William E. (mgr) | 1962 |
| Gooding, Hugh | 1930 |
| Goza, Lee | 1981-82 |
| Green, Michael D. | 1975-76 |
| Guay, Alvin Jay | 2015-17-18-19 |
| Gurry, Colin A. | 2014 |
| Guth, Stanley W. | 1966-67-68 |

H

| | |
|----------------------------|-------------------------------|
| Hagan, Scott (mgr) | 1993-94-95-96-97 |
| Haines, Fred | 1947 |
| Hall, Frederick | 1980-81 |
| Hamilton, Andrew (mgr) | 2005-06-07-08 |
| Hamilton, Bradley K. (mgr) | 2005-06-07-08-09 |
| Hamilton, Hoyt (mgr) | 1977-78-79-80 |
| Hammonds, Tom E. | 1986-87-88-89 |
| Hansen, Harold | 1925-26 |
| Harlicka, Todd C. | 1992-93-94-95 |
| Harrington, Matthew J. | 1995-96-97-98 |
| Harrington, Patrick J. | 1999-00-02 (mgr), 01 (player) |
| Harris, Ed | 1928 |
| Harris, Norman | 2017 |
| Harris, R.M. | 1909 |
| Harvey, Tim | 1983-84 |
| Harwell, John | 1952-53-54 |
| Haymans, Walter | 1938-39-40 |
| Hays, Lawrence | 1935-36 |
| Haywood, Curtis J. II | 2018-19 |
| Hazelhurst, J.G. (mgr) | 1909 |
| Heam, Tim | 1928 |
| Heam, Jimmy | 1942 |
| Heath, Josh S. | 2015-16-17 |
| Heke, Frank | 1930 |
| Helms, Joe M. | 1955-56 |
| Herbert, John L. | 1962-64 |
| Heyward, Corey W. | 2014-15-16-17 |
| Hicks, Nathaniel R. | 2011-12 |
| Hightower, W.H. (mgr) | 1909 |
| Hill, Alex | 2009 |
| Hill, Bryan M. | 1991-92-93 |
| Hill, Doug | 1952 |
| Hill, James E. | 1964, 66 |
| Hodge, Julian T. | 1995-96 |
| Hoffman, John R. | 1959-60-61 |
| Hoggie, John M. | 1970-71-72 |
| Hogue, Jim | 1974 |
| Holladay, Durand | 1944-45 |
| Holloway, James N. | 1965 |
| Holloway, Kammeon | 2011-12-13-14 |
| Horton, Lemard | 1977-78-79-80 |

| | |
|-----------------------|---------------|
| Howard, Brian | 1982 |
| Howard, Clarence | 1954 |
| Hodhaj, Ivi (mgr) | 2011-12-13-14 |
| Hughes, Mack | 1955-56 (mgr) |
| Hunt, Alexander, T. | 1974-75-76 |
| Hyder, James T. (mgr) | 1935-36-37 |
| Hyder, John T. | 1971-72-73 |

I

| | |
|----------------------|---------|
| Ingram, Jon E. (mgr) | 1968 |
| Inman, Frank, Jr. | 1958-59 |
| Inman, George W. | 1958 |
| Isenhour, Michael | 2000-01 |

J

| | |
|----------------------|------------------|
| Jack, Jarrett H. | 2003-04-05 |
| Jackson, Tadic D. | 2015-16-17-18 |
| Jacobs, Nicolas | 2016 |
| Jamison, Cecil | 1925-26 |
| Jenks, Emory | 1922 |
| Jester, Evan D. | 2018-19 |
| Johnson, Billy | 1944 |
| Johnson, Harold | 1945 |
| Johnson, James W. | 1956-57-58 |
| Johnson, William O. | 1940-42 |
| Johnston, Bo | 1936-37-38 |
| Jones, Ahlin, III | 1998-99-00-01 |
| Jones, Ben | 1936 |
| Jones, B. Keith | 2005-06 |
| Jones, Ed | 1938 |
| Jordan, Bill | 1936-37-38 |
| Jordan, Pierre | 2012-13 |
| Jorgensen, Travis K. | 2014-15-16 |
| Joseph, Yvon | 1984-85 |
| Judy, Coleman P. | 1965-66-67 |
| Judy, Matt (mgr) | 1996-97-98-99-00 |
| Jumper, Jimmy | 1946 |

K

| | |
|--------------------|---------------|
| Kaiser, Roger A. | 1959-60-61 |
| Katz, Kitty | 1932 |
| Katz, Morris | 1934-35 |
| Keener, Marvin J. | 1948-49-50-51 |
| Kelly, C. Ashley | 1996-98-99 |
| Kelly, John R., II | 1993-95-96 |
| Kelly, Lake D. | 1954-55-56 |
| Kenney, Charles H. | 1965-66-67 |
| Ketner, Joe (tr) | 1998-99-00 |
| Khan, Fred (mgr) | 1957 |
| Kidd, Culver | 1934-35-36 |
| Kimmel, Robert B. | 1954-55-56-57 |
| Kincaid, Kevin | 1997-99 |
| Klarc, John G. | 2011-12-13-14 |
| Klosterman, Dave | 1986 |
| Kowalski, Henry | 1941 |

L

| | |
|---------------------------|---------------|
| LaBarrie, Darryl A. | 1999-00-01 |
| Lammers, Benjamin W. | 2015-16-17-18 |
| Lance, Jake | 1944 |
| Landry, Frank E. | 1961-62 |
| Lane, N. Halston | 2001-02 |
| Lanier, Will (mgr) | 2002-04 |
| Largen, Ben | 1927 |
| Lawal, Gani O., Jr. | 2008-09-10 |
| Lee, Harry | 1981 |
| Leinhold, Richard | 1953-54-55-56 |
| Lewis, Carlton | 1940-42 |
| Lewis, Marvin A. | 2001-04 |
| Liantonio, Giuseppe (mgr) | 1990-91-92 |
| Lockwood, Billy (mgr) | 1946 |
| Lupton, Dale | 1949-50 |
| Lutz, Samuel A. (mgr) | 1970 |
| Lyon, Stuart | 1981-82 |

M

| | |
|-------------------------|---------------|
| MacGregor, Dan | 1955 |
| Machado, Pablo E. | 1997-98 |
| Machado, Malcolm M. | 1990-91-92-93 |
| Maddox, Michael J. | 1995-96-97-98 |
| Mann, John S. | 1977-78-79-80 |
| Mansel, Jack | 1983-84-85-86 |
| Marbury, Stephen X. | 1996 |
| Marve, Vance | 1929 |
| Martin, Michael W. | 1975 |
| Martinson, John P. | 1985-86-87-88 |
| Matheson, Kenneth | 1922 |
| Mathews, George | 1946 |
| Mathews, Christian E. | 2007 |
| Mathews, Phil (mgr) | 2012 |
| Mauch, H. | 1914 |
| Mayer, William G. | 1969-70 |
| McArthur, Roy | 1930-31-32 |
| McBath, H. | 1920 |
| McCain, Andrew G. | 1973-74 |
| McCarthy, John M. (mgr) | 1966 |
| McClune, Chris (mgr) | 2005-06-07-08 |
| McCormick, Kellen T. | 2017 |
| McClough, W.T. | 1914 |
| McFadden, Bob (tr) | 1993 |
| McHenry, Anthony D. | 2002-05 |
| McNeil, Johnny J. | 1989-90 |
| Means, Toney (mgr) | 1981-82 |
| Medlock, Jan P. | 1997-98 |
| Medlock, Shaheed M. | 2017-19 |
| Meyer, Gerald J. | 1958 |
| Meyer, Daniel C. | 2011-12-13-14 |
| Miller, Eddie (mgr) | 1946 |
| Miller, Maurice A. | 2008-09-10-11 |
| Mills, David | 1983 |
| Mitchell, Charles | 2015-16 |
| Mitchell, L.C. | 1914 |
| Moore, Clarence A. | 2000, 02-04 |
| Moore, Fred | 1923 |
| Moore, Justin A. | 2017-18 |
| Moore, Khalid A. | 2019 |
| Moore, Martice D. | 1993-94 |

| | |
|--------------------------|----------------|
| Moore, Jr., McPherson D. | 2011-12 |
| Morland, Bob | 1926 |
| Morris, Jason C. | 2011-12-13-14 |
| Morris, Jim (mgr) | 1996-97-98-99 |
| Morris, Kevin M. | 1997 |
| Morrow, Anthony J. | 2005-06-07-08 |
| Morrison, Franklin M. | 1977-78 |
| Morton, George | 1926 |
| Muhammad, Isma'il A. | 2002-05 |
| Munford, Dillard | 1939 |
| Munlyn, James | 1987-88, 90-91 |
| Murphy, Red | 1922 |
| Murphy, Billy B. (mgr) | 1976-77-78-79 |
| Murphy, Robert D. | 1971-72-73 |
| Murphy, Ryan M. | 1995-96 |
| Musser, James A. (mgr) | 1976-77-78-81 |
| Myers, E.V. | 1909 |

N

| | |
|-----------------------|----------------------|
| Nass, Alan W. | 1961-62-63 |
| Neal, Craig D. | 1984, 86-87-88 |
| Neal, Steven G. | 1979-80-82 |
| Neal, Winston | 1998 (mgr), 99-00-01 |
| Neff, Graham (mgr) | 2005-06 |
| Nelson, David F. | 2002-04 |
| Nelson, Edward R. | 2002-03 |
| New, Dave | 1981 |
| Newbill, Ivano M. | 1991-92-93-94 |
| Nicholls, Jim (mgr) | 1996-97-98-99 |
| Nidiffer, Toby E. | 1977-78-79-80 |
| Nigg, William R. | 1962-63-64 |
| Nihill, Timothy (mgr) | 1996-97-98-99 |
| Nolan, Jim | 1947-48-49 |
| Noyes, Robert J. | 1977-78-79-80 |
| Nystrom, Jim A. | 2003-04 |

O

| | |
|-----------------------|---------------|
| O'Brien, Dan K. | 1978-79-80 |
| O'Callahan, Jimmy | 1936 |
| Ogbona, Sylvester C. | 2017-18-19 |
| Okgie, Joshua A. | 2017-18 |
| Oliver, Brian Daniell | 1987-88-89-90 |
| Oliver, Brian Daniell | 2010-11 |
| Oliz, Harold | 1928 |
| O'Neal, Taylor (mgr) | 2010 |
| Orr, Dick | 1933 |
| Owens, Jack | 1949 |
| Owens, Jack (mgr) | 2005-06-07 |

P

| | |
|-------------------------|---------------|
| Panders, Peteris (mgr) | 1958-59 |
| Parris, Walter | 1925 |
| Parlin, John G. | 1966-67-68 |
| Partridge, Josh (mgr) | 2011-12-13-14 |
| Paxson, Wesley | 1943-44, 47 |
| Peacock, Zachary X., II | 2007-08-09-10 |
| Pearson, Danny | 1983 |
| Pearson, Tom | 1946 |
| Pack, Nathan (mgr) | 1999 |
| Peck, Stephen C. | 1980 |
| Peck, Aaron | 2012-13-14-15 |
| Peffel, George | 1938 |
| Perkins, Bill | 1930 |
| Perry, B. Kyle | 1998-99-00 |
| Peters, Kenneth A. | 1973-74 |
| Peterson, Charles (mgr) | 1953-54 |
| Petway, Scott | 1984-85 |
| Phillips, Gary D. | 1954-55-57-58 |
| Phillips, Shembari A. | 2019 |
| Pinsky, Steve (mgr) | 1984-85 |
| Pittman, John (mgr) | 1990 |
| Player, Frank | 1929 |
| Poole, Johnny | 1932-33-34 |
| Poole, Solomon | |

ALL-TIME NUMERICAL ROSTER

0

| | |
|-----------------------|---------------|
| Darryl Barnes..... | 1994 |
| Lewis Clinch..... | 2007-09 |
| Mfon Udofia..... | 2010-11-12-13 |
| Charles Mitchell..... | 2015-16 |
| Justin Moore..... | 2017-18 |
| Michael Devoe..... | 2019 |

1

| | |
|-------------------------|------------|
| B.J. Elder..... | 2002-05 |
| D'Andre Bell..... | 2006 |
| Javaris Crittenton..... | 2007 |
| Inan Shumpert..... | 2009-10-11 |
| Julian Royal..... | 2012 |
| Stacey Poole, Jr..... | 2014 |

| | |
|----------------------|---------------|
| Tadric Jackson..... | 2015-16-17-18 |
| James Banks III..... | 2019 |

2

| | |
|------------------------|---------|
| Darryl Barnes..... | 1993 |
| Darryl LaBarrie..... | 2000-01 |
| Isma'il Muhammad..... | 2002-05 |
| Matt Causey..... | 2002 |
| Pierre Jordan..... | 2012-13 |
| Solomon Poole..... | 2014 |
| Chris Bolden..... | 2015 |
| Adam Smith..... | 2016 |
| Jordan Price..... | 2017 |
| Shembani Phillips..... | 2019 |

*Not a legal number at the time, wore for one game

3

| | |
|--------------------------|---------------|
| Colin Anderson..... | 1949 |
| Doug Hill..... | 1952 |
| Tommy Taylor..... | 1971-72 |
| John Boshart..... | 1974 |
| Brian Domalik..... | 1990-91 |
| Travis Best..... | 1992-95 |
| Stephen Marbury..... | 1996 |
| Tony Atkins..... | 1999-02 |
| Jarrett Jack..... | 2003-05 |
| Moe Miller..... | 2008-09-10-11 |
| Marcus Georges-Hunt..... | 2013-14-15-16 |
| Evan Cole..... | 2018-10 |

4

| | |
|------------------------|---------------|
| Dale Lupton..... | 1949 |
| Bill Cline..... | 1951-52 |
| Dennis Scott..... | 1988-90 |
| Pablo Machado..... | 1997 |
| Alvin Jones..... | 1998-01 |
| Chris Bosh..... | 2003 |
| ReSean Dickey..... | 2005-07 |
| Nick Foreman..... | 2009-10-11-12 |
| Robert Carter, Jr..... | 2013-14 |
| Demarco Cox..... | 2015 |
| Norman Harris..... | 2017 |
| Brandon Alston..... | 2018-19 |

5

| | |
|---------------------|---------------|
| Jim Nolan..... | 1948-49 |
| Melvin Dold..... | 1951 |
| Gene Anderson..... | 1952 |
| Bob Murphy..... | 1971-73 |
| Karl Brown..... | 1989-90 |
| James Gaddy..... | 1992-93 |
| Eddie Elisma..... | 1994-97 |
| Dion Glover..... | 1998-99 |
| Clarence Moore..... | 2001-02 |
| Mario West..... | 2004-07 |
| Daniel Miller..... | 2011-12-13-14 |
| Corey Heyward..... | 2015-16 |
| Josh Okogie..... | 2017-18 |
| Moses Wright..... | 2019 |

6

| | |
|----------------------|---------|
| Henry Schoening..... | 1949 |
| Mike Austin..... | 1951-52 |

7

| | |
|---------------------|------|
| Jack Owens..... | 1949 |
| Joe Keener..... | 1951 |
| John Mansfield..... | 1957 |

8

| | |
|-----------------|---------|
| Joe Keener..... | 1949 |
| Pete Silas..... | 1951-52 |

10

| | |
|-----------------------|---------------|
| James Fritch..... | 1949 |
| Treter Umstead..... | 1951-52 |
| Terry Randall..... | 1957 |
| Tony Arford..... | 1969 |
| Tommy Taylor..... | 1970 |
| Terry Farrell..... | 1971-72 |
| Mike Bortoff..... | 1973-76 |
| Craig Neal..... | 1984-88 |
| James Gaddy..... | 1991 |
| Drew Barry..... | 1993-96 |
| T.J. Vines..... | 1998-01 |
| Jim Nyström..... | 2003-04 |
| Tyler Davis..... | 2006 |
| Gary Cage..... | 2008-09-10-11 |
| Lance Stotts..... | 2014-15-16 |
| Travis Jorgenson..... | 2018-19 |
| Jose Alvarado..... | 2018-19 |

11

| | |
|-------------------------|------------|
| Mickey Sermersheim..... | 1949-51 |
| John Harwell..... | 1952 |
| Larry Good..... | 1967 |
| Rocky Davis..... | 1974-75 |
| Ronnie Keener..... | 1976 |
| Toby Nidiffer..... | 1977-80 |
| Bill Patterson..... | 1981 |
| Bryan Hill..... | 1991-93 |
| Yann Barbic..... | 1994 |
| Gary Saunders..... | 1996-97 |
| Travis Spivey..... | 1998 |
| Shaun Fein..... | 2000-01 |
| David Ewing..... | 2002-03 |
| Will Bynum..... | 2004-05 |
| Steven Wolcott..... | 2006 |
| Mouhammad Faye..... | 2007-08 |
| Sam Shew..... | 2009 |
| Brian Oliver..... | 2010-11 |
| Aaron Peek..... | 2012 |
| Chris Bolden..... | 2013-14 |
| Josh Heath..... | 2015-16-17 |
| Evan Jester..... | 2018-19 |

12

| | |
|--------------------------------------|---------------|
| Barry Blomker..... | 1949 |
| Bud Witt..... | 1951 |
| Eric Drake..... | 1952 |
| Ken Peters (#5 on road in 1975)..... | 1974-75 |
| David Mills..... | 1983 |
| Michael Carr..... | 1986 |
| Brian Domalik..... | 1989 |
| Kenny Anderson..... | 1990-91 |
| Ashley Kelly..... | 1999 |
| Luke Schenschel..... | 2002-05 |
| Paco Diaw..... | 2006-07 |
| Bassrou Dieng..... | 2009 |
| Kyle Speller..... | 2011 |
| D.J. Spain..... | 2012 |
| Quinton Stephens..... | 2014-15-16-17 |
| Moses Wright..... | 2018 |
| Khalid Moore..... | 2019 |

13

| | |
|------------------------|------------|
| Lum Snyder..... | 1952 |
| John Vervzer..... | 1968-70 |
| Brian Oliver..... | 1987-90 |
| Kevin Morris..... | 1997 |
| Darryl LaBarrie..... | 1999-00 |
| D'Andre Bell..... | 2007-08-10 |
| McPherson Moore..... | 2011-12 |
| Robert Sampson..... | 2015 |
| Shaheed Medlock..... | 2017 |
| Curtis Haywood II..... | 2018-19 |

14

| | |
|--|---------------|
| Tom Pearson..... | 1949 |
| James Fritch..... | 1951 |
| Vaughan Dyer..... | 1952 |
| Russ Jesse..... | 1954 |
| Ray Schinaz (#35 on road in 1975)..... | 1975-77 |
| Brook Steppe..... | 1980-82 |
| David Boisvert..... | 1988 |
| Greg White..... | 1990 |
| Jon Barry..... | 1991-92 |
| Winston Neal..... | 1993-92 |
| Keith Jones..... | 2005-06 |
| Ty Anderson..... | 2007-09 |
| Derrick Favors..... | 2010 |
| Jason Morris..... | 2011-12-13-14 |

15 • Retired

| | |
|--------------------|---------|
| Barry Blomker..... | 1951 |
| Bill Sennett..... | 1952 |
| Jess Carroll..... | 1954 |
| John Bashart..... | 1972 |
| Donnie Keener..... | 1976 |
| Tico Brown..... | 1977-79 |
| Steve Peck..... | 1980 |
| George Thomas..... | 1981-83 |
| Darryl Barnes..... | 1990-92 |
| Rod Balanis..... | 1993-94 |
| MATT HARPRING..... | 1995-98 |

16

| | |
|------------------|------|
| Paul Godwin..... | 1949 |
| Eric Drake..... | 1951 |
| Bud Witt..... | 1952 |

17

| | |
|--------------------|------|
| Robert Riedel..... | 1949 |
| George Morris..... | 1952 |

18

| | |
|----------------------|------|
| Jimmy Stewart..... | 1949 |
| Peden Templeton..... | 1952 |

19

| | |
|---------------------|------|
| Benny Register..... | 1949 |
|---------------------|------|

20 • Retired

| | |
|---------------------|---------|
| Lenny Cohen..... | 1957 |
| Bobby Davis..... | 1959-60 |
| John Herbert..... | 1962-64 |
| Jim Field..... | 1965 |
| Bob Brizendine..... | 1966-68 |
| Brian Howard..... | 1982 |
| Scott Gardner..... | 1983 |
| TOM HAMMONDS..... | 1986-89 |

21 • Retired

| | |
|-------------------|---------|
| ROGER KAISER..... | 1959-61 |
|-------------------|---------|

22 • Retired

| | |
|-----------------------|---------|
| Jess Carroll..... | 1957 |
| Terry Randall..... | 1958 |
| Pete Rogers..... | 1961 |
| Bill Nigg..... | 1962-64 |
| Terry Askins..... | 1967-69 |
| Frank Samoylo..... | 1970-72 |
| Steve Sonnenberg..... | 1973-75 |
| Kerry O'Brien..... | 1977-80 |
| Scott Gardner..... | 1982 |
| JOHN SALLEY..... | 1983-86 |

23

| | |
|-------------------------|---------|
| Ray Blomker..... | 1958-59 |
| Bill Edison..... | 1962-64 |
| Stan Guth..... | 1966-68 |
| Phil Boshart..... | 1973-75 |
| Billy Smith..... | 1976-79 |
| George Thomas..... | 1980 |
| Bud Adams..... | 1985 |
| Michael Christian..... | 1987-88 |
| David Whitmore..... | 1989 |
| Brian Black..... | 1990-91 |
| Marlice Moore..... | 1993-94 |
| C.J. Williams..... | 1995 |
| Jon Babul..... | 1997-01 |
| Anthony Morrow..... | 2005-08 |
| Brandon Reed..... | 2012-13 |
| Travis Golden..... | 2014 |
| Christian Matthews..... | 2017 |
| Jon Brown..... | 2018 |

24

| | |
|-------------------------------------|---------------|
| Bill Cohen..... | 1954 |
| Frank Inman..... | 1957 |
| John Gehr..... | 1960-62 |
| R.D. Craddock..... | 1963-65 |
| Phil Wagner..... | 1966-68 |
| Bill Mayer..... | 1969-70 |
| Tom Hyder..... | 1971-73 |
| Jim Wood (#41 on road in 1975)..... | 1975-77 |
| John Williams..... | 1980 |
| Scott Petway..... | 1984 |
| James Murlyn..... | 1987-91 |
| Fred Vinson..... | 1992-94 |
| Michael Maddox..... | 1995-98 |
| Marvin Lewis..... | 2001-04 |
| Gary Cage..... | 2006, 08-09 |
| Kammone Holsey..... | 2011-12-13-14 |
| Sylvester Ogbonada..... | 2017-18-19 |

25 • Retired

| | |
|-----------------------|---------|
| Ham Seth..... | 1957-58 |
| Pat Drennon..... | 1960 |
| Phil Randall..... | 1962-63 |
| Mick Stantenagel..... | 1964-66 |
| John Partin..... | 1967 |
| Jim Thorne..... | 1970-71 |
| Mickey Morrison..... | 1976 |
| MARK PRICE..... | 1983-86 |

26

| | |
|------------------|------|
| Jim Johnson..... | 1957 |
|------------------|------|

27

| | |
|----------------------|------|
| Danny MacGregor..... | 1957 |
|----------------------|------|

28

| | |
|-------------------|---------|
| Bobby Kimmel..... | 1954-57 |
|-------------------|---------|

29

| | |
|--------------------|------|
| Gary Phillips..... | 1957 |
|--------------------|------|

30

| | |
|----------------------|---------|
| Dick Lenhoff..... | 1954 |
| Buddy Davidson..... | 1957 |
| Bill Poteet..... | 1959-61 |
| Charlie Kennedy..... | 1965-67 |
| Howard Thompson..... | 1969-71 |
| Jim Gallman..... | 1972 |
| Anthony Byrd..... | 1982-84 |
| Todd Harlicka..... | 1992-95 |
| Kevin Kincaid..... | 1997-99 |
| Corey Heyward..... | 2014-17 |

31

| | |
|--------------------|------------|
| Sam Nunn..... | 1958 |
| Al Mason..... | 1959 |
| Harold Query..... | 1960 |
| Frank Landrey..... | 1961-62 |
| Dan Russell..... | 1965 |
| Rick Tyler..... | 1966-68 |
| Bill Vinton..... | 1971-72 |
| Willie Reese..... | 1985-89 |
| Greg White..... | 1991-92 |
| Shawn Jones..... | 1993 |
| C.J. Williams..... | 1994 |
| Ryan Murphy..... | 1996-97 |
| Pablo Machado..... | 1998 |
| Alex Luyk..... | 2000 |
| Gani Lawal..... | 2008-09-10 |
| Aaron Peek..... | 2013-14-15 |

32

| | |
|-----------------------|------------|
| George Inman..... | 1958 |
| Keith Weekly..... | 1961-63 |
| Pete Caldwell..... | 1965 |
| Fred Hall..... | 1980 |
| Tommy Lee..... | 1988 |
| John Hoggle..... | 1970-72 |
| Steve Sherbak..... | 1973-75 |
| Bill Aligood..... | 1977 |
| Dave Kowalski..... | 1981 |
| John Martinson..... | 1985-88 |
| Malcolm Mackey..... | 1990-93 |
| Juan Gaston..... | 1996 |
| Kyle Perry..... | 1998-00 |
| Ed Nelson..... | 2002-03 |
| Jeremis Smith..... | 2005-08 |
| Brooks Doyle..... | 2013-14-15 |
| Nick Jacobs..... | 2016 |
| Kellen McCormick..... | 2017 |
| Avi Schafer..... | 2018-19 |

33

| | |
|---------------------|---------|
| Larry Goff..... | 1968-69 |
| Clyde Fore..... | 1970 |
| Bob Schmidt..... | 1972 |
| Harry Allen..... | 1973-76 |
| Sammy Drummer..... | 1979 |
| Steve Shaw..... | 1980-82 |
| Danny Pearson..... | 1983 |
| Duane Ferrell..... | 1985-88 |
| Ivano Nevbill..... | 1990-94 |
| Bryan Brennan..... | 1996-97 |
| Steve Economos..... | 1998 |
| Jason Prentice..... | 1999 |
| Halston Lane..... | 2001-02 |
| Thaddeus Young..... | 2007 |
| Derek Craig..... | 2011-12 |
| James White..... | 2016 |

34

| | |
|----------------------|---------------|
| Dave Clark..... | 1966 |
| Bob Seemer..... | 1968-70 |
| George Small..... | 1971-72 |
| Randy Foster..... | 1975-77 |
| Lenny Horton..... | 1979-80 |
| Fred Hall..... | 1981 |
| Jack Mansell..... | 1983-86 |
| David Whitmore..... | 1988 |
| Rod Balanis..... | 1990-91 |
| James Forrest..... | 1992-95 |
| Jason Floyd..... | 1997-00 |
| Robert Brooks..... | 2001-04 |
| Brad Sheehan..... | 2008-09-10 |
| Aldoulaye Gueye..... | 2015-17-18-19 |

35

| | |
|-----------------------|------------|
| John Partin..... | 1966 |
| Jack Washington..... | 1976 |
| Maurice Bradford..... | 1982-83 |
| Yann Barbic..... | 1995 |
| Zam Fredrick..... | 2005-06 |
| Chachery Peacock..... | 2007-08-09 |
| Kristan Splund..... | 2019 |

40 • Retired

| | |
|----------------------|---------|
| Gary Phillips..... | 1958 |
| Charlie Spooner..... | 1961-64 |
| John Arnold..... | 1965 |
| John White..... | 1966 |
| Dave Clark..... | 1967-68 |
| RICH YUNKUS..... | 1969-71 |

41

| | |
|-----------------------|------------|
| Dave Denton..... | 1958-60 |
| Tom Bowling..... | 1966-67 |
| Ken Davis..... | 1969-71 |
| Dean Reeves..... | 1972 |
| Preston Campbell..... | 1973 |
| Brian Gemberling..... | 1991 |
| Ryan Murphy..... | 1995 |
| Paul Trotti..... | 1997-00 |
| Alade Aminu..... | 2006 |
| Glen Rice, Jr..... | 2010-11-12 |
| Colin Gurry..... | 2014 |

42

| | |
|----------------------|------------|
| Curt Bryant..... | 1958 |
| Bucky Sowers..... | 1960-62 |
| Pres Judy..... | 1964-67 |
| Tommy Wilson..... | 1969-71 |
| Andy McCain..... | 1973-74 |
| Mike Martin..... | 1975-76 |
| Rob Noyes..... | 1977-80 |
| Lee Goza..... | 1982 |
| Anthony Sherrod..... | 1986-89 |
| Rod Balanis..... | 1992 |
| Keith Kenney..... | 1993 |
| John Kelly..... | 1994 |
| Ajani Williams..... | 1996 |
| Omar Cassidy..... | 1997 |
| Clarence Moore..... | 2000-04 |
| Nate Hicks..... | 2011-12 |
| Rand Rowland..... | 2015-16-17 |

43

| | |
|----------------------|---------|
| Tom Chambers..... | 1959 |
| Roger Casada..... | 1961-62 |
| Pete Thorne..... | 1966-68 |
| Bob MacDonald..... | 1969 |
| Clyde Fore..... | 1971-72 |
| Tom Hunt..... | 1974-76 |
| Mickey Morrison..... | 1977 |
| Steve Neal..... | 1979-80 |
| Greg Wilson..... | 1981-84 |
| Bryan Brennan..... | 1995 |
| Henley Hayes..... | 1997 |
| Ron Warner..... | 2014 |

44

| | |
|---------------------|---------|
| John Hoffman..... | 1959-61 |
| Ron Scharf..... | 1963-65 |
| Ted Tomasovich..... | 1966-69 |
| Steve Post..... | 1972-74 |
| Mike Green..... | 1975-76 |
| Brook Steppe..... | 1979 |
| Stu Lyon..... | 1982 |
| Tim Harvey..... | 1983-84 |
| Antoine Ford..... | 1985-87 |
| Johnny McNeil..... | 1989-90 |
| John Kelly..... | 1993-96 |
| Jan Medlock..... | 19 |

STARTING LINEUPS SINCE 1943-44

1943-44 (14-4)

| | | | |
|---|-----------------|-----|-----|
| F | Bill Johnson | 6-1 | So. |
| F | Dick Collier | 6-1 | Fr. |
| C | Wes Paxson | 6-4 | Fr. |
| G | Frank Broyles | 6-2 | Fr. |
| G | Durand Holladay | 6-1 | Jr. |

1944-45 (11-6)

| | | | | |
|---|-----------------|-----|-----|------|
| F | Billy Williams | 6-2 | Sr. | 9.6 |
| F | Dick Collier | 6-1 | So. | 10.0 |
| C | Bobby Davis | 6-6 | Jr. | 6.4 |
| G | Frank Broyles | 6-2 | So. | 8.8 |
| G | Durand Holladay | 6-1 | Sr. | 10.0 |

1945-46 (10-11)

| | | | |
|---|---------------|-----|-----|
| F | Johnny Doyle | 6-5 | So. |
| F | Bobby Davis | 6-6 | Fr. |
| C | Jim Nolan | 6-8 | Sr. |
| G | Frank Broyles | 6-2 | Jr. |
| G | Ramon Echols | 5-9 | So. |

1946-47 (12-11)

| | | | | |
|---|----------------|-----|-----|------|
| F | Wes Paxson | 6-4 | Sr. | 13.3 |
| F | Dick Collier | 6-1 | Sr. | 6.7 |
| C | Jim Nolan | 6-8 | So. | 7.6 |
| G | Frank Broyles | 6-2 | So. | 10.4 |
| G | Colin Anderson | 6-3 | Fr. | 7.4 |

1947-48 (12-16)

| | | | | |
|---|--------------------|------|-----|------|
| F | Joe Keener | 6-3 | Fr. | 7.8 |
| F | Melvin Dold | 6-2 | Fr. | 10.4 |
| C | Jim Nolan | 6-8 | Jr. | 13.9 |
| G | Mickey Sermersheim | 5-10 | Fr. | 6.8 |
| G | Colin Anderson | 6-3 | So. | 10.7 |

1948-49 (11-13)

| | | | |
|---|--------------------|------|-----|
| F | Joe Keener | 6-3 | So. |
| F | Melvin Dold | 6-2 | So. |
| C | Jim Nolan | 6-8 | Sr. |
| G | Mickey Sermersheim | 5-10 | So. |
| G | Colin Anderson | 6-3 | Jr. |

1949-50 (14-13)

| | | | | |
|---|--------------------|------|-----|------|
| F | Joe Keener | 6-3 | Jr. | 9.0 |
| F | Melvin Dold | 6-2 | Jr. | 11.1 |
| C | Bill Cline | 6-6 | So. | 9.0 |
| G | Mickey Sermersheim | 5-10 | Jr. | 9.6 |
| G | Colin Anderson | 6-3 | Sr. | 10.8 |

1950-51 (8-19)

| | | | | |
|---|--------------------|------|-----|------|
| F | Joe Keener | 6-3 | Sr. | 9.9 |
| F | Pete Silas | 6-6 | So. | 11.7 |
| C | Bill Cline | 6-6 | Jr. | 9.3 |
| G | Mickey Sermersheim | 5-10 | Sr. | 5.8 |
| G | Teeter Umstead | 6-0 | Jr. | 8.9 |

| | | | | |
|----------------|-------------|-----|-----|-----|
| Top Sub | | | | |
| G | Melvin Dold | 6-2 | Sr. | 8.4 |

1951-52 (7-16)

| | | | | |
|---|----------------|------|-----|------|
| F | Bill Sennett | 6-2 | So. | 2.7 |
| F | Pete Silas | 6-6 | Jr. | 17.1 |
| C | Bill Cline | 6-6 | Sr. | 10.7 |
| G | Eric Crake | 5-10 | Jr. | 7.2 |
| G | Teeter Umstead | 6-0 | Sr. | 14.2 |

1952-53 (5-17)

| | | | | |
|---|----------------|------|-----|------|
| F | Gene Anderson | 6-2 | Sr. | 4.1 |
| F | Pete Silas | 6-6 | Sr. | 17.0 |
| C | Bill Cohen | 6-6 | Fr. | 7.3 |
| G | Eric Crake | 5-10 | So. | 6.4 |
| G | Johnny Harwell | 6-1 | Sr. | 4.3 |

1953-54 (2-22)

| | | | | |
|---|----------------|------|-----|------|
| F | Gene Anderson | 6-2 | Sr. | 2.4 |
| F | Pete Silas | 6-6 | Sr. | 17.0 |
| C | Bill Cohen | 6-6 | So. | 10.2 |
| G | Eric Crake | 5-10 | Sr. | 10.1 |
| G | Johnny Harwell | 6-1 | Sr. | 7.6 |

| | | | | |
|----------------|--------------|-----|-----|-----|
| Top Sub | | | | |
| G | Howard Shead | 6-0 | Jr. | 8.9 |

1954-55 (12-13)

| | | | | |
|---|--------------|------|-----|------|
| F | Lenny Cohen | 6-6 | So. | 12.7 |
| F | Bill Cohen | 6-6 | Jr. | 9.6 |
| C | Dick Lenholt | 6-6 | Jr. | 10.0 |
| G | Bobby Kimmel | 6-3 | So. | 14.4 |
| G | Joe Helms | 5-10 | Jr. | 14.5 |

1955-56 (12-11)

| | | | | |
|---|--------------|------|-----|------|
| F | Lenny Cohen | 6-6 | Jr. | 12.4 |
| F | Bill Cohen | 6-6 | Sr. | 8.6 |
| C | Dick Lenholt | 6-6 | Sr. | 7.7 |
| G | Bobby Kimmel | 6-3 | Jr. | 19.8 |
| G | Joe Helms | 5-10 | Sr. | 17.1 |

1956-57 (18-8)

| | | | | |
|---|---------------|------|-----|------|
| F | Gary Phillips | 6-1 | Jr. | 7.5 |
| F | Bobby Kimmel | 6-3 | Sr. | 15.1 |
| C | Lenny Cohen | 6-6 | Sr. | 13.4 |
| G | Bud Blenker | 5-10 | So. | 16.4 |
| G | Terry Randall | 5-10 | So. | 16.1 |

1957-58 (15-11)

| | | | | |
|---|---------------|------|-----|------|
| F | Gary Phillips | 6-1 | Sr. | 7.3 |
| F | Dave Denton | 6-3 | So. | 12.0 |
| C | Frank Inman | 6-6 | So. | 8.4 |
| G | Bud Blenker | 5-10 | Jr. | 17.4 |
| G | Terry Randall | 5-10 | Jr. | 16.3 |

| | | | | |
|----------------|-------------|-----|-----|-----|
| Top Sub | | | | |
| C-F | Jim Johnson | 6-6 | Sr. | 8.0 |

1958-59 (17-9)

| | | | | |
|---|---------------|------|-----|------|
| F | Roger Kaiser | 6-1 | So. | 14.7 |
| F | Dave Denton | 6-3 | Jr. | 9.4 |
| C | Frank Inman | 6-7 | Jr. | 6.1 |
| G | Bud Blenker | 5-10 | So. | 14.9 |
| G | Terry Randall | 5-10 | Sr. | 14.0 |

| | | | | |
|----------------|----------------|-----|-----|-----|
| Top Sub | | | | |
| C-F | Wayne Richards | 6-7 | So. | 7.5 |

1959-60 (22-6)

| | | | | |
|---|----------------|------|-----|------|
| F | Wayne Richards | 6-7 | Jr. | 8.9 |
| F | Dave Denton | 6-3 | Sr. | 15.0 |
| C | Jim Riley | 6-8 | Sr. | 3.9 |
| G | Bobby Dews | 5-11 | Jr. | 8.8 |
| G | Roger Kaiser | 6-1 | Jr. | 22.8 |

1960-61 (13-13)

| | | | | |
|---|-----------------|-----|-----|------|
| F | Wayne Richards | 6-7 | Sr. | 5.5 |
| F | Mike Tomasovich | 6-4 | So. | 3.7 |
| C | Alan Nass | 6-6 | So. | 6.7 |
| G | Frank Landrey | 5-8 | So. | 4.8 |
| G | Roger Kaiser | 6-1 | Sr. | 23.4 |

| | | | | |
|-----------------|--------------|-----|-----|-----|
| Top Subs | | | | |
| F | Keith Weekly | 6-3 | So. | 8.7 |
| G | John Hoffman | 6-0 | Sr. | 3.9 |

1961-62 (10-16)

| | | | | |
|---|-----------------|-----|-----|------|
| F | Josh Powell | 6-6 | Sr. | 10.2 |
| F | Mike Tomasovich | 6-4 | Jr. | 13.2 |
| C | Alan Nass | 6-6 | Jr. | 9.7 |
| G | Frank Landrey | 5-8 | Jr. | 8.3 |
| G | John Herbert | 5-9 | So. | 7.8 |

| | | | | |
|----------------|------------|-----|-----|-----|
| Top Sub | | | | |
| G | Bill Edson | 6-1 | So. | 8.4 |

1962-63 (21-5)

| | | | | |
|---|-----------------|------|-----|------|
| F | Alan Nass | 6-6 | Sr. | 6.9 |
| F | Mike Tomasovich | 6-4 | Sr. | 10.2 |
| C | Jim Caldwell | 6-9 | So. | 13.7 |
| G | R.D. Craddock | 5-11 | So. | 8.2 |
| G | Keith Weekly | 6-3 | Jr. | 8.3 |

| | | | | |
|----------------|------------|-----|-----|-----|
| Top Sub | | | | |
| G | Ron Scharf | 6-3 | So. | 8.3 |

1963-64 (17-9)

| | | | | |
|---|-----------------|------|-----|------|
| F | Charlie Spooner | 6-2 | Sr. | 8.0 |
| F | Ron Scharf | 6-3 | Jr. | 12.6 |
| C | Jim Caldwell | 6-10 | Jr. | 14.0 |
| G | R.D. Craddock | 5-11 | Jr. | 13.6 |
| G | Bill Edson | 6-1 | Sr. | 9.5 |

1964-65 (14-11)

| | | | | |
|---|----------------|------|-----|------|
| F | Pres Judy | 6-3 | So. | 10.7 |
| F | Ron Scharf | 6-3 | Sr. | 10.5 |
| C | Jim Caldwell | 6-10 | Sr. | 17.4 |
| G | R.D. Craddock | 5-11 | Sr. | 15.2 |
| G | Charles Kenney | 6-1 | So. | 10.5 |

1965-66 (13-13)

| | | | | |
|---|---------------|-----|-----|------|
| F | Pres Judy | 6-3 | Jr. | 12.3 |
| F | Dave Clark | 6-4 | So. | 8.8 |
| C | Pete Thorne | 6-4 | So. | 12.4 |
| G | Phil Wagner | 6-2 | So. | 14.9 |
| G | Pete Caldwell | 6-1 | Sr. | 5.3 |

| | | | | |
|----------------|----------------|-----|-----|-----|
| Top Sub | | | | |
| G | Charles Kenney | 6-1 | Jr. | 7.9 |

1966-67 (17-9)

| | | | | |
|---|----------------|-----|-----|------|
| F | Pres Judy | 6-3 | Sr. | 16.5 |
| F | Dave Clark | 6-4 | Jr. | 8.9 |
| C | Pete Thorne | 6-4 | Jr. | 9.8 |
| G | Phil Wagner | 6-2 | Jr. | 19.5 |
| G | Ted Tomasovich | 6-3 | So. | 12.5 |

| | | | | |
|----------------|-----------|------|-----|-----|
| Top Sub | | | | |
| G | Stan Guth | 5-11 | Jr. | 8.8 |

1967-68 (12-13)

| | | | | |
|---|----------------|------|-----|------|
| F | Ted Tomasovich | 6-3 | Jr. | 10.6 |
| F | Dave Clark | 6-4 | Sr. | 12.9 |
| C | Bob Seemer | 6-7 | So. | 9.3 |
| G | Phil Wagner | 6-2 | Sr. | 19.6 |
| G | Stan Guth | 5-11 | Sr. | 7.7 |

| | | | | |
|----------------|-------------|-----|-----|------|
| Top Sub | | | | |
| C-F | Pete Thorne | 6-4 | Sr. | 10.9 |

1968-69 (12-13)

| | | | | |
|---|----------------|------|-----|------|
| F | Ted Tomasovich | 6-3 | Sr. | 15.0 |
| F | Bob Seemer | 6-7 | Jr. | 13.2 |
| C | Rich Yunkus | 6-10 | So. | 24.1 |
| G | Jim Thorne | 6-3 | So. | 6.4 |
| G | John Verzyer | 6-2 | Jr. | 5.1 |

1969-70 (17-10)

| | | | | |
|---|-------------|------|-----|------|
| F | Bill Mayer | 6-4 | Sr. | 12.2 |
| F | Bob Seemer | 6-7 | Sr. | 12.6 |
| C | Rich Yunkus | 6-10 | Jr. | 30.1 |
| G | Jim Thorne | 6-2 | Jr. | 10.3 |
| G | John Hoggie | 6-0 | So. | 4.4 |

1970-71 (23-9)

| | | | | |
|---|-----------------|------|-----|------|
| F | Bob Murphy | 6-2 | So. | 10.8 |
| F | Howard Thompson | 6-4 | Sr. | 3.8 |
| C | Rich Yunkus | 6-10 | Sr. | 25.5 |
| G | Jim Thorne | 6-3 | Sr. | 13.2 |
| G | Frank Samoylo | 6-1 | Jr. | 7.5 |

| | | | | |
|----------------|--------------|-----|-----|-----|
| Top Sub | | | | |
| F | Tommy Wilson | 6-7 | Sr. | 8.5 |

1971-72 (6-20)

| | | | | |
|---|---------------|-----|-----|------|
| F | Bob Murphy | 6-2 | Jr. | 10.3 |
| F | Steve Post | 6-6 | So. | 15.2 |
| C | Karl Binns | 6-7 | Sr. | 8.8 |
| G | John Hoggie | 6-1 | Sr. | 6.8 |
| G | Frank Samoylo | 6-1 | Sr. | 15.4 |

| | | | | |
|----------------|-----------|-----|-----|-----|
| Top Sub | | | | |
| F | Tom Hyder | 6-5 | Jr. | 5.0 |

1972-73 (7-18)

| | | | | |
|---|---------------|-----|-----|------|
| F | Andy McCain | 6-8 | Jr. | 14.9 |
| F | Bob Davis | 6-6 | Fr. | 9.2 |
| C | Steve Post | 6-6 | Jr. | 8.6 |
| G | Bob Murphy | 6-2 | Sr. | 9.6 |
| G | Steve Sherbak | 6-2 | Jr. | 9.6 |

| | | | | |
|----------------|------------------|-----|-----|-----|
| Top Sub | | | | |
| F | Steve Sonnenberg | 6-5 | So. | 7.3 |

1973-74 (5-21)

| | | | | |
|---|---------------|------|-----|------|
| F | Harry Allen | 6-4 | So. | 9.7 |
| F | Trot Hunt | 6-4 | Jr. | 8.3 |
| C | Jim Wood | 6-8 | Fr. | 11.1 |
| G | Ray Schnitzer | 5-11 | Fr. | 7.2 |
| G | Steve Sherbak | 6-2 | Sr. | 9.5 |

1974-75 (11-15)

| | | | | |
|---|---------------|------|-----|------|
| F | Bob Davis | 6-6 | Jr. | 9.3 |
| F | Mike Green | 6-5 | Jr. | 9.8 |
| C | Jim Wood | 6-8 | So. | 15.0 |
| G | Ray Schnitzer | 5-11 | So. | 11.8 |
| G | Mike Bottorff | 5-11 | Jr. | 13.9 |

1975-76 (13-14)

| | | | | |
|---|---------------|------|-----|------|
| F | Harry Allen | 6-4 | Sr. | 9.9 |
| F | Mike Green | 6-5 | Sr. | 9.2 |
| C | Jim Wood | 6-8 | Jr. | 14.7 |
| G | Ray Schnitzer | 5-11 | Jr. | 6.1 |
| G | Mike Bottorff | 5-11 | Sr. | 14.3 |

1976-77 (18-10)

| | | | | |
|---|---------------|------|-----|------|
| F | Tico Brown | 6-5 | So. | 16.4 |
| F | Randy Foster | 6-7 | Sr. | 7.7 |
| C | Jim Wood | 6-8 | Sr. | 14.1 |
| G | Ray Schnitzer | 5-11 | Sr. | 5.8 |
| G | Billy Smith | 6-0 | So. | 8.0 |

1977-78 (15-12)

| | | | | |
|---|---------------|-----|-----|------|
| F | Lenny Horton | 6-7 | So. | 10.9 |
| F | Sammy Drummer | 6-5 | Jr. | 21.0 |
| C | Bill Allgood | 6-7 | Sr. | 8.6 |
| G | Tico Brown | 6-5 | Jr. | 16.1 |
| G | Billy Smith | 6-1 | Jr. | 7.4 |

1978-79 (17-9)

| | | | | |
|---|---------------|-----|-----|------|
| F | Lenny Horton | 6-7 | Jr. | 13.0 |
| F | Sammy Drummer | 6-5 | Sr. | 23.7 |
| C | Rob Noyes | 6-8 | Jr. | 5.2 |
| G | Tico Brown | 6-5 | Sr. | 15.9 |
| G | Billy Smith | 6-1 | Sr. | 6 |

STARTING LINEUPS SINCE 1943-44

1996-97 (9-18)

| | | | | |
|---|----------------|------|-----|------|
| F | Michael Maddox | 6-9 | Jr. | 9.7 |
| F | Matt Harpring | 6-7 | Jr. | 19.0 |
| C | Eddie Elisma | 6-9 | Sr. | 9.7 |
| G | Gary Saunders | 6-5 | So. | 11.6 |
| G | Kevin Morris | 5-11 | Fr. | 5.9 |

Top Subs

| | | | | |
|-----|---------------|------|-----|-----|
| G/F | Jon Babul | 6-7 | Fr. | 2.2 |
| G | Jason Floyd | 6-6 | Fr. | 3.9 |
| C | Pablo Machado | 6-10 | Fr. | 1.9 |

1997-98 (19-14)

| | | | | |
|---|----------------|------|-----|------|
| F | Michael Maddox | 6-9 | Sr. | 13.2 |
| F | Matt Harpring | 6-7 | Sr. | 21.6 |
| C | Alvin Jones | 6-11 | Fr. | 6.8 |
| G | Dion Glover | 6-5 | Fr. | 18.4 |
| G | Travis Solvey | 6-3 | Fr. | 5.7 |

Top Subs

| | | | | |
|---|-------------|------|-----|-----|
| G | T.J. Vines | 5-10 | Fr. | 2.6 |
| G | Jason Floyd | 6-6 | So. | 6.4 |

1998-99 (15-16)

| | | | | |
|---|---------------|------|-----|------|
| F | Jason Collier | 7-0 | Jr. | 17.2 |
| F | Jon Babul | 6-7 | Sr. | 5.3 |
| C | Alvin Jones | 6-11 | So. | 12.7 |
| G | Jason Floyd | 6-6 | Jr. | 13.5 |
| G | Tony Akins | 5-11 | Fr. | 11.3 |

Top Subs

| | | | | |
|---|-----------------|------|-----|-----|
| G | T.J. Vines | 5-10 | So. | 6.6 |
| G | Darryl LaBarrie | 6-3 | So. | 3.5 |

1999-2000 (13-17)

| | | | | |
|---|---------------|------|-----|------|
| F | Jason Collier | 7-0 | Sr. | 17.0 |
| F | Jason Floyd | 6-6 | Sr. | 9.4 |
| C | Alvin Jones | 6-11 | Jr. | 9.7 |
| G | Tony Akins | 5-11 | So. | 11.5 |
| G | Shawn Fein | 6-3 | Jr. | 10.6 |

Top Subs

| | | | | |
|---|----------------|------|-----|-----|
| G | T.J. Vines | 5-10 | Jr. | 4.4 |
| F | Clarence Moore | 6-4 | Fr. | 4.8 |
| F | Jon Babul | 6-7 | Jr. | 3.6 |

2000-01 (17-13)

| | | | | |
|---|--------------|------|-----|------|
| F | Jon Babul | 6-7 | Sr. | 5.6 |
| F | Marvin Lewis | 6-3 | Fr. | 8.7 |
| C | Alvin Jones | 6-11 | Sr. | 13.4 |
| G | Tony Akins | 5-11 | Jr. | 14.5 |
| G | Shawn Fein | 6-3 | Sr. | 13.3 |

Top Subs

| | | | | |
|---|-----------------|------|-----|-----|
| G | Darryl LaBarrie | 6-3 | Sr. | 5.6 |
| G | T.J. Vines | 5-10 | Sr. | 3.9 |
| F | Halston Lane | 6-4 | Fr. | 6.8 |

2001-02 (15-16)

| | | | | |
|---|----------------|------|-----|------|
| F | Clarence Moore | 6-5 | So. | 9.4 |
| C | Ed Nelson | 6-7 | Fr. | 8.5 |
| G | Tony Akins | 5-11 | Sr. | 17.0 |
| G | Marvin Lewis | 6-4 | So. | 10.9 |
| G | B.J. Elder | 6-3 | Fr. | 9.9 |

Top Subs

| | | | | |
|---|------------------|-----|-----|-----|
| F | Isma'il Muhammad | 6-5 | Fr. | 7.1 |
| F | Halston Lane | 6-5 | So. | 6.1 |
| C | Luke Schenschler | 7-0 | Fr. | 4.8 |

2002-03 (16-15)

| | | | | |
|---|------------------|------|-----|------|
| F | Chris Bosh | 6-10 | Fr. | 15.6 |
| C | Luke Schenschler | 7-1 | So. | 3.7 |
| G | Ed Nelson | 6-8 | So. | 8.1 |
| G | B.J. Elder | 6-4 | So. | 15.0 |
| G | Jarrett Jack | 6-3 | Fr. | 9.5 |
| G | Marvin Lewis | 6-4 | Jr. | 12.2 |

Top Subs

| | | | | |
|---|------------------|-----|-----|-----|
| F | Isma'il Muhammad | 6-6 | So. | 5.9 |
| F | Theodis Tarver | 6-9 | Fr. | 2.8 |

2003-04 (28-10)

| | | | | |
|---|------------------|-----|-----|------|
| F | Anthony McHenry | 6-7 | Jr. | 3.4 |
| C | Luke Schenschler | 7-1 | Jr. | 9.2 |
| G | Jarrett Jack | 6-3 | So. | 12.5 |
| G | Marvin Lewis | 6-4 | Sr. | 11.0 |
| G | B.J. Elder | 6-4 | Jr. | 14.9 |

Top Subs

| | | | | |
|---|------------------|-----|-----|-----|
| G | Will Bynum | 6-0 | Jr. | 9.6 |
| F | Clarence Moore | 6-5 | Sr. | 5.9 |
| F | Isma'il Muhammad | 6-6 | Jr. | 9.3 |

2004-05 (20-12)

| | | | | |
|---|------------------|-----|-----|------|
| F | Anthony McHenry | 6-7 | Sr. | 3.8 |
| C | Luke Schenschler | 7-1 | Sr. | 10.1 |
| G | B.J. Elder | 6-4 | Sr. | 12.6 |
| G | Jarrett Jack | 6-3 | Jr. | 15.5 |
| G | Will Bynum | 6-0 | Sr. | 12.5 |
| F | Isma'il Muhammad | 6-6 | Jr. | 8.4 |

Top Subs

| | | | | |
|---|----------------|-----|-----|-----|
| G | Anthony Morrow | 6-5 | Fr. | 5.7 |
| C | Ra'Sean Dickey | 6-9 | Fr. | 5.1 |

2005-06 (11-17)

| | | | | |
|---|----------------|-----|-----|------|
| F | Jeremis Smith | 6-6 | So. | 11.0 |
| C | Ra'Sean Dickey | 6-9 | So. | 10.1 |
| G | Anthony Morrow | 6-5 | So. | 16.0 |
| G | Mario West | 6-4 | Jr. | 5.2 |
| G | Zam Fredrick | 6-0 | So. | 10.6 |

Top Subs

| | | | | |
|---|----------------|-----|-----|-----|
| C | Theodis Tarver | 6-9 | Sr. | 3.1 |
| G | Lewis Clinch | 6-3 | Fr. | 8.9 |
| G | D'Andre Bell | 6-5 | Fr. | 3.9 |

2006-07 (20-12)

| | | | | |
|---|--------------------|------|-----|------|
| F | Jeremis Smith | 6-8 | Jr. | 8.3 |
| F | Thaddeus Young | 6-8 | Fr. | 14.4 |
| C | Ra'Sean Dickey | 6-10 | Jr. | 8.1 |
| G | Anthony Morrow | 6-5 | Jr. | 9.9 |
| G | Javaris Crittenton | 6-5 | Fr. | 14.4 |

Top Subs

| | | | | |
|-----|-----------------|------|-----|-----|
| G | Mario West | 6-5 | Sr. | 4.7 |
| F/C | Zachery Peacock | 6-8 | Fr. | 5.5 |
| F/C | Alade Aminu | 6-10 | So. | 5.4 |

2007-08 (15-17)

| | | | | |
|---|----------------|-----|-----|------|
| F | Jeremis Smith | 6-8 | Sr. | 10.5 |
| F | Gani Lawal | 6-9 | Fr. | 7.2 |
| G | D'Andre Bell | 6-5 | Jr. | 6.6 |
| G | Anthony Morrow | 6-5 | Sr. | 14.3 |
| G | Maurice Miller | 6-1 | Fr. | 8.1 |

Top Subs

| | | | | |
|---|--------------|------|-----|-----|
| G | Lewis Clinch | 6-3 | Jr. | 9.0 |
| G | Matt Causey | 6-0 | Sr. | 7.2 |
| F | Alade Aminu | 6-10 | Jr. | 6.0 |

2008-09 (12-19)

| | | | | |
|---|-----------------|-----|-----|------|
| F | Zachery Peacock | 6-8 | Jr. | 9.2 |
| F | Gani Lawal | 6-9 | So. | 15.1 |
| G | Lewis Clinch | 6-3 | Sr. | 15.5 |
| G | Iman Shumpert | 6-5 | Fr. | 10.6 |
| G | Maurice Miller | 6-1 | So. | 8.1 |

Top Subs

| | | | | |
|---|--------------|------|-----|------|
| F | Alade Aminu | 6-10 | Sr. | 11.8 |
| G | Lance Storms | 6-5 | So. | 4.1 |

2009-10 (23-13)

| | | | | |
|---|----------------|------|-----|------|
| F | Derrick Favors | 6-10 | Fr. | 12.4 |
| F | Gani Lawal | 6-9 | Jr. | 13.1 |
| G | D'Andre Bell | 6-6 | Sr. | 6.1 |
| G | Iman Shumpert | 6-5 | So. | 10.0 |
| G | Glen Rice, Jr. | 6-5 | Fr. | 5.4 |

Top Subs

| | | | | |
|---|-----------------|-----|-----|-----|
| F | Zachery Peacock | 6-8 | Jr. | 9.2 |
| G | Maurice Miller | 6-1 | Jr. | 3.9 |
| G | Brian Oliver | 6-6 | Fr. | 7.1 |

2010-11 (13-18)

| | | | | |
|-----|----------------|------|-----|------|
| F/G | Brian Oliver | 6-6 | So. | 10.5 |
| F/G | Glen Rice, Jr. | 6-5 | So. | 12.8 |
| C | Daniel Miller | 6-11 | Fr. | 4.4 |
| G | Iman Shumpert | 6-5 | Jr. | 17.3 |
| G | Maurice Miller | 6-2 | Sr. | 6.0 |

Top Subs

| | | | | |
|---|----------------|-----|-----|-----|
| F | Kammeon Holsey | 6-8 | Fr. | 3.4 |
| F | Jason Morris | 6-5 | Fr. | 6.0 |
| F | Lance Storms | 6-5 | Sr. | 2.6 |
| G | Mfon Udofia | 6-2 | So. | 6.7 |

2011-12 (11-20)

| | | | | |
|-----|----------------|------|-----|-----|
| F/G | Jason Morris | 6-5 | So. | 7.8 |
| F | Kammeon Holsey | 6-8 | So. | 9.4 |
| C | Daniel Miller | 6-11 | So. | 8.1 |
| G | Mfon Udofia | 6-2 | Jr. | 9.9 |
| G | Brandon Reed | 6-3 | So. | 7.5 |

Top Subs

| | | | | |
|-----|----------------|-----|-----|------|
| F | Julian Royal | 6-7 | Fr. | 4.4 |
| G | Pierre Jordan | 6-0 | Gr. | 1.5 |
| G/F | Nick Foreman | 6-4 | Sr. | 1.5 |
| G/F | Glen Rice, Jr. | 6-5 | Jr. | 13.0 |

2012-13 (16-15)

| | | | | |
|-----|---------------------|------|-----|------|
| F/G | Marcus Georges-Hunt | 6-5 | Fr. | 10.8 |
| F | Robert Carter, Jr. | 6-8 | Fr. | 9.9 |
| C | Daniel Miller | 6-11 | Jr. | 8.4 |
| G | Mfon Udofia | 6-2 | Sr. | 8.3 |
| G | Chris Bolden | 6-3 | Fr. | 7.3 |

Top Subs

| | | | | |
|---|----------------|-----|-----|-----|
| F | Kammeon Holsey | 6-8 | Jr. | 8.8 |
| G | Brandon Reed | 6-3 | Jr. | 5.2 |
| F | Jason Morris | 6-5 | Jr. | 3.7 |

2013-14 (16-17)

| | | | | |
|-----|---------------------|------|-----|------|
| F/G | Marcus Georges-Hunt | 6-5 | So. | 10.8 |
| F | Robert Carter, Jr. | 6-8 | So. | 9.9 |
| C | Daniel Miller | 6-11 | Sr. | 8.4 |
| G | Trae Golden | 6-2 | Sr. | 13.3 |
| G | Corey Heyward | 6-1 | Fr. | 1.0 |

Top Subs

| | | | | |
|---|------------------|-----|-----|-----|
| F | Kammeon Holsey | 6-8 | Sr. | 7.5 |
| G | Chris Bolden | 6-3 | So. | 5.4 |
| F | Quinton Stephens | 6-8 | Fr. | 3.6 |

2014-15 (12-19)

| | | | | |
|-----|---------------------|-----|-------|------|
| F/G | Marcus Georges-Hunt | 6-5 | Jr. | 13.6 |
| F | Robert Sampson | 6-8 | Sr. | 5.5 |
| C | Demarco Cox | 6-8 | Sr. | 8.8 |
| G | Tadric Jackson | 6-2 | Fr. | 5.4 |
| G | Travis Jorgenson | 6-0 | r-Fr. | 3.7 |

Top Subs

| | | | | |
|---|------------------|-----|-----|-----|
| F | Charles Mitchell | 6-8 | Jr. | 9.8 |
| F | Quinton Stephens | 6-9 | So. | 6.0 |
| G | Chris Bolden | 6-3 | Jr. | 6.9 |
| G | Josh Heath | 6-2 | So. | 4.3 |

2015-16 (21-15)

| | | | | |
|---|---------------------|-----|-----|------|
| F | Charles Mitchell | 6-8 | Sr. | 10.1 |
| F | Nick Jacobs | 6-8 | Sr. | 10.5 |
| F | Quinton Stephens | 6-9 | Jr. | 5.0 |
| G | Marcus Georges-Hunt | 6-5 | Sr. | 16.7 |
| G | Adam Smith | 6-2 | Sr. | 15.0 |

Top Subs

| | | | | |
|---|------------------|-----|-------|-----|
| G | Josh Heath | 6-2 | Jr. | 2.7 |
| G | Tadric Jackson | 6-2 | So. | 4.7 |
| F | James White | 6-8 | Sr. | 3.5 |
| G | Travis Jorgenson | 6-0 | r-Fr. | 3.7 |

2016-17 (10-15)

| | | | | |
|---|------------------|------|-----|------|
| F | Quinton Stephens | 6-9 | Sr. | 10.4 |
| C | Ben Lammers | 6-10 | Jr. | 14.2 |
| G | Josh Okogie | 6-4 | Fr. | 16.1 |
| G | Corey Heyward | 6-1 | Sr. | 1.0 |
| G | Josh Heath | 6-2 | Sr. | 5.3 |

Top Subs

| | | | | |
|---|----------------|-----|-----|------|
| G | Tadric Jackson | 6-2 | Jr. | 12.1 |
| G | Justin Moore | 6-4 | Fr. | 4.4 |

121 wins vacated by the NCAA Committee on Infractions

2017-18 (12-19)

| | | | | |
|---|---------------|------|-----|------|
| F | Evan Cole | 6-9 | Fr. | 3.2 |
| F | Moses Wright | 6-9 | Fr. | 3.6 |
| C | Ben Lammers | 6-10 | Sr. | 11.7 |
| G | Josh Okogie | 6-4 | So. | 18.2 |
| G | Jose Alvarado | 6-0 | Fr. | 12.1 |

Top Subs

| | | | | |
|---|-------------------|-----|-----|------|
| G | Brandon Alston | 6-4 | Jr. | 5.4 |
| F | Abdoulaye Gueye | 6-9 | Jr. | 5.9 |
| G | Curtis Haywood II | 6-5 | Fr. | 5.3 |
| G | Tadric Jackson | 6-2 | Sr. | 12.7 |

17 wins vacated by the NCAA Committee on Infractions

2018-19 (14-18)

| | | | | |
|---|-----------------|-----|-----|------|
| F | Khalid Moore | 6-6 | Fr. | 4.2 |
| F | Moses Wright | 6-9 | So. | 6.7 |
| C | James Banks III | 6-9 | Jr. | 10.5 |
| G | Michael Devoe | 6-4 | Fr. | 9.7 |
| G | Jose Alvarado | 6-0 | So. | 12.5 |

Top Subs

| | | | | |
|---|-------------------|-----|-----|-----|
| F | Abdoulaye Gueye | 6-9 | Sr. | 6.6 |
| G | Curtis Haywood II | 6-5 | So. | 5.6 |
| G | Brandon Alston | 6-4 | Sr. | 7.0 |

HEAD COACHING HISTORY

| Coach | Tenure | Yrs | W-L | Pct |
|--------------------|------------------|-----|---------|------|
| John Chapman | 1905-06 | 1 | 2-1 | .667 |
| John Heisman | 1908-09, 1912-14 | 3 | 9-14 | .391 |
| William Alexander | 1919-20, 1922-24 | 4 | 36-38 | .486 |
| Joe Bean | 1920-21 | 1 | 4-10 | .286 |
| Harold Hansen | 1924-26 | 2 | 10-23 | .303 |
| Roy Mundorff | 1926-43 | 17 | 172-134 | .562 |
| Dwight Keith | 1943-46 | 3 | 35-21 | .625 |
| Roy McArthur | 1946-51 | 5 | 57-72 | .442 |
| John "Whack" Hyder | 1951-73 | 22 | 292-271 | .519 |
| Dwane Morrison | 1973-81 | 8 | 91-122 | .42 |

ALL-TIME SCORES

Column Key

Site - home (h), away (a) or neutral (n), number key following each season)
TR - Tech's national rank, AP/coaches (listed beginning with 1949-50 season)
OR - opponent's national rank, AP/coaches (listed beginning with 1949-50 season)
Rec - Tech cumulative season record

John Chapman

Record: 2-1 (.667)

1905-06 (1 season)

1905-06 (2-1)

Home: 1-1, Away: 1-0, Neutral: 0-0

| Date | Site | Result | Opponent | TR | OR | Rec |
|------|------|--------|--------------------|----|----|-----|
| F17 | h | L | 6-26 Auburn | | | 0-1 |
| M10 | a | W | 27-13 Georgia | | | 1-1 |
| M17 | h | W | 13-11 Georgia (ot) | | | 2-1 |

Home games in 1905-06 played at Peachtree Auditorium

John Heisman

Pennsylvania '92

Record: 9-14 (.391)

1908-14 (3 seasons)



1908-09 (1-6)

Home: 1-3, Away: 0-3, Neutral: 0-0

| Date | Site | Result | Opponent | TR | OR | Rec |
|------|------|--------|-----------------------------|----|----|-----|
| J8 | h | W | 28-7 Mercer | | | 1-0 |
| J15 | a | L | 13-26 Mercer | | | 1-1 |
| J16 | h | L | 15-29 Tulane | | | 1-2 |
| J22 | a | L | 9-78 Georgia | | | 1-3 |
| J28 | a | L | 12-18 Atlanta Athletic Club | | | 1-4 |
| J29 | h | L | 13-69 Georgia | | | 1-5 |
| F4 | h | L | 8-24 Auburn | | | 1-6 |

Home games at Cable Piano Company Hall.

1912-13 (2-6)

Home: 0-4, Away: 2-2, Neutral: 0-0

| Date | Site | Result | Opponent | TR | OR | Rec |
|------|------|--------|---------------|----|----|-----|
| F7 | h | L | 22-26 Clemson | | | 0-1 |
| F8 | a | W | 27-11 Clemson | | | 1-1 |
| F14 | h | L | 27-36 Auburn | | | 1-2 |
| F15 | a | L | 12-71 Georgia | | | 1-3 |
| F21 | h | L | 25-31 Mercer | | | 1-4 |
| F22 | a | L | 19-23 Auburn | | | 1-5 |
| F25 | a | W | 23-19 Mercer | | | 2-5 |
| F28 | h | L | 20-35 Georgia | | | 2-6 |

Home games on campus in the Crystal Palace, located at Cherry & Third Streets.

1913-14 (6-2)

Home: 3-1, Away: 3-1, Neutral: 0-0

| Date | Site | Result | Opponent | TR | OR | Rec |
|------|------|--------|-------------------|----|----|-----|
| F6 | h | W | 55-41 Vanderbilt | | | 1-0 |
| F7 | a | W | 30-20 Mercer | | | 2-0 |
| F13 | h | W | 31-22 Mercer | | | 3-0 |
| F14 | a | L | 8-58 Georgia | | | 3-1 |
| F20 | h | W | 50-12 Auburn | | | 4-1 |
| F21 | a | W | 23-21 Chattanooga | | | 5-1 |
| F26 | h | L | 24-29 Georgia | | | 5-2 |
| F27 | a | W | 21-6 Auburn | | | 6-2 |

Home games at the Crystal Palace.

William Alexander

Georgia Tech '12

Record: 36-38 (.486)

1919-20, 1921-24 (4 seasons)



1919-20 (7-10)

Home: 4-2, Away: 3-8, Neutral: 0-0

| Date | Site | Result | Opponent | TR | OR | Rec |
|------|------|--------|-------------------|----|----|-----|
| J10 | h1 | L | 24-29 Auburn | | | 0-1 |
| J16 | h2 | W | 30-26 Mercer | | | 1-1 |
| J17 | h1 | W | 28-23 Macon YMCA | | | 2-1 |
| J23 | h1 | W | 32-17 Clemson | | | 3-1 |
| J30 | h1 | L | 21-39 Vanderbilt | | | 3-2 |
| J31 | a | L | 33-41 Rome YMCA | | | 3-3 |
| F6 | h3 | W | 44-33 Stetson | | | 4-3 |
| F7 | a | L | 11-25 Chattanooga | | | 4-4 |

| | | | | | | |
|-----|---|---|-----------------------------|--|--|------|
| F13 | a | W | 21-16 Mercer | | | 5-4 |
| F14 | a | L | 4-64 Macon YMCA | | | 5-5 |
| F20 | a | L | 17-41 Clemson | | | 5-6 |
| F21 | a | L | 32-40 Clemson YMCA | | | 5-7 |
| F27 | a | L | 3-32 Vanderbilt | | | 5-8 |
| F28 | a | W | 29-26 Piedmont | | | 6-8 |
| M5 | a | W | 22-14 Newberry | | | 7-8 |
| M6 | a | L | 21-44 Atlanta Athletic Club | | | 7-9 |
| M9 | a | L | 17-21 Auburn | | | 7-10 |

Home games at City Auditorium (h1), Atlanta Athletic Club (h2) & Luckie Street YMCA (h3)

Joe Bean

Record: 4-10 (.286)

1920-21 (1 season)

1920-21 (4-10)

Home: 2-4, Away: 0-5, Neutral: 2-1

| Date | Site | Result | Opponent | TR | OR | Rec |
|------|------|--------|---------------------------|----|----|------|
| J8 | h | L | 19-20 Mercer | | | 0-1 |
| J14 | h | L | 18-20 Wofford | | | 0-2 |
| J21 | h | W | 44-24 Furman | | | 1-2 |
| J22 | h | L | 28-30 Auburn | | | 1-3 |
| J29 | a | L | 18-41 Mercer | | | 1-4 |
| F5 | h | W | 28-22 Clemson | | | 2-4 |
| F12 | a | L | 16-53 VMI | | | 2-5 |
| F14 | a | L | 15-31 Virginia Tech | | | 2-6 |
| F15 | a | L | 14-37 Georgetown | | | 2-7 |
| F16 | a | L | 23-37 Catholic | | | 2-8 |
| F19 | h | L | 28-29 Tennessee | | | 2-9 |
| F25 | n1 | W | 53-11 Birmingham Southern | | | 3-9 |
| F26 | n1 | W | 30-22 Alabama | | | 4-9 |
| F27 | n1 | L | 21-26 Georgia | | | 4-10 |

Home games at City Auditorium

n1-SIC Tournament (City Auditorium, Atlanta, Ga.)

William Alexander

GEORGIA TECH ENTERS SOUTHERN CONFERENCE (1921-32)

(original members - Alabama, Auburn, Clemson, Georgia, Georgia Tech, Kentucky, Maryland, Mississippi, Mississippi State, North Carolina, NC State, Tennessee, Virginia, Virginia Tech, Washington & Lee)

1921-22 (11-6)

Home: 4-1, Away: 4-4, Neutral: 3-1

| Date | Site | Result | Opponent | TR | OR | Rec |
|------|------|--------|----------------------------|----|----|------|
| J7 | a | L | 26-28 Mercer | | | 0-1 |
| J13 | a | W | 34-16 Birmingham Ath. Club | | | 1-1 |
| J14 | a | L | 20-49 Alabama | | | 1-2 |
| J20 | h1 | W | 44-35 Mercer | | | 2-2 |
| J21 | a | W | 29-14 Macon YMCA | | | 3-2 |
| J28 | h1 | W | 44-12 Auburn | | | 4-2 |
| F4 | h1 | W | 36-29 Alabama | | | 5-2 |
| F8 | h2 | L | 25-26 Agoga Class (ot) | | | 5-3 |
| F10 | a | W | 24-23 Fort Benning | | | 6-3 |
| F11 | a | L | 13-26 Auburn | | | 6-4 |
| F15 | h2 | W | 17-16 Trinity | | | 7-4 |
| F17 | a | L | 14-26 Tennessee | | | 7-5 |
| F18 | a | W | 33-30 Chattanooga | | | 8-5 |
| F24 | n1 | W | 34-30 Mississippi State | | | 9-5 |
| F25 | n1 | W | 34-23 South Carolina | | | 10-5 |
| F26 | n1 | L | 14-29 Mercer | | | 10-6 |
| F27 | n1 | W | 33-25 Alabama | | | 11-6 |

Home games at City Auditorium (h1) & Atlanta Athletic Club (h2)

n1-SIC Tournament (City Auditorium, Atlanta, Ga.)

1922-23 (9-9)

Home: 5-1, Away: 2-6, Neutral: 2-2

| Date | Site | Result | Opponent | TR | OR | Rec |
|------|------|--------|--------------------------------|----|----|-----|
| J5 | h | L | 23-40 Atlanta Athletic Club | | | 0-1 |
| J6 | a | L | 20-30 Mercer | | | 0-2 |
| J12 | h | W | 35-17 Auburn | | | 1-2 |
| J13 | a | W | 26-17 Clemson | | | 2-2 |
| J20 | h | W | 33-32 Mercer | | | 3-2 |
| J23 | a | W | 33-30 Progressive Club | | | 4-2 |
| J27 | h | W | 35-22 Clemson | | | 5-2 |
| F3 | h | W | 52-20 Florida | | | 6-2 |
| F9 | h | W | 39-24 Alabama | | | 7-2 |
| F13 | a | L | 29-41 Chattanooga | | | 7-3 |
| F16 | a | L | 31-37 Birmingham Athletic Club | | | 7-4 |
| F17 | a | L | 27-28 Alabama | | | 7-5 |
| F19 | a | L | 31-45 Mississippi State | | | 7-6 |
| F23 | a | L | 26-29 Auburn | | | 7-7 |
| F27 | n1 | W | 34-26 Centre | | | 8-7 |

| | | | | | | |
|-----|----|---|-------------------------|--|--|-----|
| F28 | n1 | W | 27-22 Georgia | | | 9-7 |
| M1 | n1 | L | 17-25 Mississippi State | | | 9-8 |
| M2 | n1 | L | 26-30 Mercer | | | 9-9 |

Home games at City Auditorium

n1-SIC Tournament (City Auditorium, Atlanta, Ga.)

1923-24 (9-13)

Home: 3-6, Away: 6-6, Neutral: 0-1

| Date | Site | Result | Opponent | TR | OR | Rec |
|------|------|--------|-----------------------------|----|----|------|
| D29 | a | W | 31-28 Macon YMCA | | | 1-0 |
| D30 | a | W | 39-9 Savannah Athletic Club | | | 2-0 |
| D31 | a | W | 32-31 Jacksonville YMCA | | | 3-0 |
| J1 | a | L | 28-39 Albany YMCA | | | 3-1 |
| J4 | h | L | 23-51 Atlanta Athletic Club | | | 3-2 |
| J5 | a | W | 48-13 Clemson | | | 4-2 |
| J8 | h | L | 18-42 Columbus YMCA | | | 4-3 |
| J11 | h | W | 39-24 Auburn | | | 5-3 |
| J12 | a | L | 37-42 Furman | | | 5-4 |
| J18 | h | L | 26-30 Mercer | | | 5-5 |
| J19 | a | L | 20-36 Mercer | | | 5-6 |
| J26 | h | L | 28-33 Alabama | | | 5-7 |
| F2 | h | L | 36-40 Mississippi State | | | 5-8 |
| F8 | h | W | 39-22 Clemson | | | 6-8 |
| F9 | a | W | 33-18 Auburn | | | 7-8 |
| F12 | h | W | 34-26 Central YMCA | | | 8-8 |
| F15 | a | L | 24-31 Alabama | | | 8-9 |
| F16 | a | L | 28-53 Mississippi State | | | 8-10 |
| F19 | h | L | 33-43 Progressive Club | | | 8-11 |
| F22 | a | W | 23-19 Chattanooga | | | 9-11 |
| F23 | a | L | 27-33 Kentucky | | | 9-12 |
| F29 | n1 | L | 29-35 Auburn | | | 9-13 |

Home games at City Auditorium

n1-SIC Tournament (City Auditorium, Atlanta, Ga.)

Harold Hansen

Minnesota '18

Record: 10-23 (.303)

1924-26 (2 seasons)

1924-25 (4-12)

Home: 1-7, Away: 2-4, Neutral: 1-1

| Date | Site | Result | Opponent | TR | OR | Rec |
|------|------|--------|-----------------------------|----|----|------|
| J9 | h | L | 22-23 Atlanta Athletic Club | | | 0-1 |
| J10 | h | L | 18-20 Clemson | | | 0-2 |
| J13 | a | W | 28-26 Fort McPherson (2ot) | | | 1-2 |
| J16 | h | L | 18-23 Mercer | | | 1-3 |
| J17 | a | W | 28-21 Auburn | | | 2-3 |
| J24 | h | L | 28-37 Vanderbilt | | | 2-4 |
| J31 | h | W | 30-25 Georgia | | | 3-4 |
| F6 | h | L | 16-18 Kentucky | | | 3-5 |
| F7 | h | L | 14-15 Auburn | | | 3-6 |
| F13 | a | L | 21-28 Mercer | | | 3-7 |
| F14 | a | L | 30-32 Clemson | | | 3-8 |
| F16 | a | L | 12-35 NC State | | | 3-9 |
| F17 | h | L | 27-36 Davidson | | | 3-10 |
| F21 | a | L | 24-34 Georgia | | | 3-11 |
| F27 | n1 | W | 31-14 Sewanee | | | 4-11 |
| F28 | n1 | L | 26-34 North Carolina | | | 4-12 |

Home games played on campus at the Temporary Gym, a 2,500-seat wooden structure on the corner of Third Street & Techwood Drive.

n1-SIC Tournament (City Auditorium, Atlanta, Ga.)

1925-26 (6-11)

Home: 6-3, Away: 0-6, Neutral: 1-1

| Date | Site | Result | Opponent | TR | OR | Rec |
|------|------|--------|-------------------------------|----|----|------|
| D29 | a | L | 28-29 Havana Yacht Club | | | exh |
| D30 | a | W | 18-5 Univ. of Havana | | | exh |
| D31 | a | W | 31-28 Havana Yacht Club (2ot) | | | exh |
| J2 | a | L | 10-16 Univ. of Havana | | | exh |
| J4 | h1 | L | 18-33 Tulane | | | 0-1 |
| J8 | h | W | 35-30 Georgia | | | 1-1 |
| J9 | a | L | 28-32 Auburn | | | 1-2 |
| J11 | h | W | 31-18 Tulane | | | 2-2 |
| J13 | h | W | 23-19 Marquette | | | 3-2 |
| J15 | a | L | 23-27 Vanderbilt | | | 3-3 |
| J16 | a | L | 24-25 Kentucky | | | 3-4 |
| J22 | h | W | 23-22 NC State | | | 4-4 |
| J23 | h | L | 20-26 South Carolina | | | 4-5 |
| J30 | a | L | 29-33 Georgia | | | 4-6 |
| F6 | h | L | 20-31 Mississippi State | | | 4-7 |
| F12 | a | L | 14-30 NC State | | | 4-8 |
| F13 | a | L | 19-36 South Carolina | | | 4-9 |
| F19 | h | W | 28-13 Auburn | | | 5-9 |
| F20 | h1 | L | 19-34 Georgia | | | 5-10 |
| F26 | n1 | W | 30-27 Alabama | | | 6-10 |
| F27 | n1 | L | 24-36 Mississippi | | | 6-11 |

Home games at Temporary Gym

h1-City Auditorium; n1-SIC Tournament (City Auditorium, Atlanta, Ga.)

ALL-TIME SCORES

Roy Mundorff

Pennsylvania '21

Record: 172-134 (.562)

1926-1943 (17 seasons)



1926-27 (17-10)

Home: 9-0, Away: 6-9, Neutral: 2-1

| Date | Site | Result | Opponent | TR | OR | Rec |
|------|------|--------|-----------------------|----|----|-------|
| D20 | a L | 26-35 | Columbus Kinners | | | 0-1 |
| D21 | a L | 25-52 | Cincinnati | | | 0-2 |
| D22 | a L | 41-43 | Cincinnati YMCA | | | 0-3 |
| D23 | a L | 36-38 | Evansville | | | 0-4 |
| D24 | a W | 29-24 | Islay Dairy | | | 1-4 |
| D25 | a W | 26-25 | Loraine Lions Club | | | 2-4 |
| D27 | a L | 37-40 | Wittenburg | | | 2-5 |
| D28 | a L | 28-61 | DePauw | | | 2-6 |
| D30 | h W | 19-18 | Dixie Portland | | | 3-6 |
| J5 | a L | 28-34 | Atlanta Athletic Club | | | 3-7 |
| J8 | h W | 22-20 | Auburn (ot) | | | 4-7 |
| J15 | a W | 36-35 | Georgia (ot) | | | 5-7 |
| J19 | h W | 44-16 | Progressive Club | | | 6-7 |
| J21 | h W | 36-29 | Vanderbilt | | | 7-7 |
| J22 | h W | 46-19 | Kentucky | | | 8-7 |
| J28 | h W | 75-14 | Southern Bell | | | 9-7 |
| J29 | h1 W | 33-27 | Georgia | | | 10-7 |
| F2 | a W | 31-28 | Progressive Club | | | 11-7 |
| F4 | h W | 50-15 | Alabama | | | 12-7 |
| F5 | h W | 41-23 | Atlanta Athletic Club | | | 13-7 |
| F10 | a L | 27-29 | Louisiana State | | | 13-8 |
| F11 | a W | 38-37 | Tulane | | | 14-8 |
| F12 | a L | 24-42 | Auburn | | | 14-9 |
| F16 | n2 W | 45-31 | Oglethorpe | | | 15-9 |
| F19 | a W | 36-25 | Georgia | | | 16-9 |
| F25 | n3 W | 40-24 | Mississippi State | | | 17-9 |
| F26 | n3 L | 18-32 | South Carolina | | | 17-10 |

Home games at Temporary Gym except where noted

n1 - City Auditorium, Atlanta, Ga.; n2 - Atlanta Athletic Club; n3 - SIC Tournament, City Auditorium, Atlanta, Ga.

1927-28 (10-7)

Home: 3-2, Away: 4-4, Neutral: 3-1

| Date | Site | Result | Opponent | TR | OR | Rec |
|------|------|--------|-----------------------|----|----|------|
| D28 | n1 W | 47-20 | Standard Oil | | | 1-0 |
| D29 | a L | 23-32 | Albany YMCA | | | 1-1 |
| D31 | n2 W | 41-36 | Penn-Dixie | | | 2-1 |
| J4 | a L | 26-36 | Atlanta Athletic Club | | | 2-2 |
| J7 | a L | 29-56 | Auburn | | | 2-3 |
| J14 | h L | 30-33 | Georgia | | | 2-4 |
| J17 | h W | 42-24 | Clemson | | | 3-4 |
| J20 | h W | 31-26 | Tennessee | | | 4-4 |
| J28 | a W | 36-35 | Georgia | | | 5-4 |
| F8 | h L | 29-33 | Atlanta Athletic Club | | | 5-5 |
| F10 | a W | 41-31 | Vanderbilt | | | 6-5 |
| F11 | a W | 35-31 | Kentucky | | | 7-5 |
| F13 | a W | 42-25 | Tennessee | | | 8-5 |
| F15 | a L | 21-30 | Alabama | | | 8-6 |
| F18 | h1 W | 28-26 | Georgia | | | 9-6 |
| F24 | n3 W | 50-24 | Florida | | | 10-6 |
| F25 | n3 L | 29-30 | Auburn | | | 10-7 |

Home games at Temporary Gym except where noted

h1 - City Auditorium; n1 - Savannah, Ga.; n2 - Chattanooga, Tenn.; n3 - SIC Tournament (City Auditorium, Atlanta, Ga.)

1928-29 (15-6)

Home: 8-2, Away: 7-3, Neutral: 0-1

| Date | Site | Result | Opponent | TR | OR | Rec |
|------|------|--------|-----------------------|----|----|------|
| D23 | a W | 33-31 | LaGrange YMCA | | | 1-0 |
| D26 | a W | 41-35 | The Citadel | | | 2-0 |
| D27 | a W | 34-26 | Savannah J.E.A. | | | 3-0 |
| D28 | a W | 53-26 | Dixie Stars | | | 4-0 |
| D31 | a L | 29-31 | Penn-Dixie | | | 4-1 |
| J1 | a W | 37-33 | Rome YMCA | | | 5-1 |
| J5 | h W | 29-23 | Clemson | | | 6-1 |
| J7 | h W | 36-19 | Florida | | | 7-1 |
| J8 | h W | 33-26 | Florida | | | 8-1 |
| J16 | h W | 33-19 | Kentucky | | | 9-1 |
| J19 | a W | 40-28 | Vanderbilt | | | 10-1 |
| J23 | a L | 26-43 | Atlanta Athletic Club | | | 10-2 |
| J26 | h1 W | 38-37 | Georgia | | | 11-2 |
| F2 | h W | 38-15 | Vanderbilt | | | 12-2 |
| F6 | h W | 41-25 | Auburn | | | 13-2 |
| F9 | h W | 37-21 | Alabama | | | 14-2 |
| F13 | h L | 25-30 | Tennessee | | | 14-3 |
| F16 | a W | 46-41 | Auburn | | | 15-3 |
| F20 | h L | 26-37 | Atlanta Athletic Club | | | 15-4 |
| F25 | a L | 25-27 | Georgia | | | 15-5 |
| M1 | n1 L | 26-30 | Clemson | | | 15-6 |

Home games at Temporary Gym except where noted

h1 - City Auditorium; n1 - SIC Tournament (City Auditorium, Atlanta, Ga.)

1929-30 (10-13)

Home: 4-5, Away: 5-7, Neutral: 1-1

| Date | Site | Result | Opponent | TR | OR | Rec |
|------|------|--------|------------------------|----|----|-------|
| D27 | a L | 22-24 | Baltimore | | | 0-1 |
| D28 | a L | 23-33 | Pennsylvania | | | 0-2 |
| D30 | a W | 37-25 | Stevens Tech | | | 1-2 |
| J1 | a L | 24-28 | Crescent Athletic Club | | | exh |
| J3 | a L | 37-39 | St. Thomas-Scranton | | | 1-3 |
| J4 | a W | 51-36 | Franklin & Marshall | | | 2-3 |
| J10 | h W | 31-16 | South Carolina | | | 3-3 |
| J11 | h L | 24-25 | Clemson | | | 3-4 |
| J14 | h W | 36-22 | Savannah J.E.A. | | | 4-4 |
| J18 | h L | 23-26 | Georgia | | | 4-5 |
| J22 | a L | 28-33 | Tennessee | | | 4-6 |
| J25 | h1 L | 23-25 | Georgia | | | 4-7 |
| F1 | h1 W | 46-25 | Vanderbilt | | | 5-7 |
| F4 | a W | 31-29 | Atlanta Athletic Club | | | 6-7 |
| F7 | a W | 41-37 | Vanderbilt | | | 7-7 |
| F8 | a L | 19-39 | Kentucky | | | 7-8 |
| F12 | a L | 28-36 | Alabama | | | 7-9 |
| F15 | a L | 26-40 | Clemson | | | 7-10 |
| F17 | a W | 47-34 | Auburn | | | 8-10 |
| F19 | h1 W | 40-29 | Auburn | | | 9-10 |
| F22 | h1 L | 31-35 | Georgia | | | 9-11 |
| F25 | h L | 22-37 | Atlanta Athletic Club | | | 9-12 |
| F28 | n1 W | 53-31 | Tulane | | | 10-12 |
| M1 | n1 L | 37-44 | Duke | | | 10-13 |

Home games at Temporary Gym except where noted

h1 - City Auditorium; n1 - SIC Tournament (City Auditorium, Atlanta, Ga.)

1930-31 (11-13)

Home: 6-2, Away: 5-10, Neutral: 0-1

| Date | Site | Result | Opponent | TR | OR | Rec |
|------|------|--------|-----------------------|----|----|-------|
| D27 | a W | 34-17 | Benjamin Franklin | | | 1-0 |
| D29 | a W | 49-45 | Arundel Boat Club | | | 2-0 |
| D30 | a L | 24-29 | Knights of Columbus | | | 2-1 |
| J1 | a L | 26-32 | Manhattan (ot) | | | 2-2 |
| J2 | a L | 33-38 | Rider | | | 2-3 |
| J3 | a L | 30-34 | Temple | | | 2-4 |
| J7 | h L | 25-30 | South Carolina | | | 2-5 |
| J10 | a L | 27-40 | Atlanta Athletic Club | | | 2-6 |
| J14 | a L | 31-39 | Florida | | | 2-7 |
| J16 | h W | 44-37 | Vanderbilt | | | 3-7 |
| J17 | a L | 30-39 | Georgia | | | 4-7 |
| J20 | h W | 32-23 | Florida | | | 4-8 |
| J24 | h W | 49-29 | Tennessee | | | 5-8 |
| J28 | a W | 37-33 | Auburn | | | 6-8 |
| J31 | h W | 37-19 | Georgia | | | 7-8 |
| F5 | a L | 32-45 | Vanderbilt | | | 7-9 |
| F7 | a L | 34-38 | Kentucky | | | 7-10 |
| F9 | a W | 32-25 | Tennessee | | | 8-10 |
| F14 | a L | 15-44 | Georgia | | | 8-11 |
| F17 | h L | 16-35 | Kentucky | | | 8-12 |
| F20 | h W | 23-19 | Alabama | | | 9-12 |
| F21 | a W | 41-17 | South Carolina | | | 10-12 |
| F24 | h W | 47-22 | Auburn | | | 11-12 |
| F27 | n1 L | 48-53 | Florida | | | 11-13 |

Home games at Temporary Gym, which burned down after the season

n1 - SIC Tournament (City Auditorium, Atlanta, Ga.)

1931-32 (7-6)

Home: 6-2, Away: 1-3, Neutral: 0-1

| Date | Site | Result | Opponent | TR | OR | Rec |
|------|------|--------|-----------------------|----|----|-----|
| J3 | a W | 42-21 | Fort Benning | | | exh |
| J9 | a W | 41-32 | Florida | | | 1-0 |
| J13 | a L | 22-25 | Auburn | | | 1-1 |
| J16 | h W | 45-27 | Vanderbilt | | | 2-1 |
| J23 | a L | 39-40 | Mercer | | | 2-2 |
| J27 | h W | 52-27 | Grayson Athletic Club | | | 3-2 |
| J30 | h W | 30-20 | Georgia | | | 4-2 |
| F3 | h L | 19-34 | Alabama | | | 4-3 |
| F6 | a L | 15-25 | Georgia | | | 4-4 |
| F10 | h W | 36-28 | Auburn | | | 5-4 |
| F13 | h L | 33-42 | Mercer | | | 5-5 |
| F17 | h W | 38-23 | Florida | | | 6-5 |
| F20 | h W | 25-22 | Georgia | | | 7-5 |
| F26 | n1 L | 33-36 | Louisiana State | | | 7-6 |

Home games at City Auditorium

n1 - SIC Tournament (City Auditorium, Atlanta, Ga.)

GEORGIA TECH ENTERS SOUTHEASTERN CONFERENCE (1932-64)

(original members - Alabama, Auburn, Florida, Georgia, Georgia Tech, Kentucky, LSU, Mississippi, Mississippi State, Tennessee, Tulane, University of the South, Vanderbilt)

1932-33 (9-6, SEC 7-6)

Home: 4-1, Away: 4-4, Neutral: 1-1

| Date | Site | Result | Opponent | TR | OR | Rec |
|------|------|--------|------------------|----|----|-----|
| J7 | a W | 29-28 | Clemson | | | 1-0 |
| J11 | h L | 31-40 | Original Celtics | | | exh |
| J14 | a L | 25-30 | Georgia | | | 1-1 |
| J17 | a W | 38-32 | Sewanee | | | 2-1 |
| J18 | a L | 27-38 | Vanderbilt | | | 2-2 |
| J21 | h W | 47-18 | Mercer | | | 3-2 |
| J28 | h W | 26-16 | Georgia | | | 4-2 |
| F1 | h L | 19-26 | Alabama | | | 4-3 |
| F4 | h W | 37-23 | Tennessee | | | 5-3 |
| F6 | h W | 38-26 | Sewanee | | | 6-3 |
| F9 | h W | 41-21 | Mexico City YMCA | | | exh |
| F11 | a L | 22-45 | Kentucky | | | 6-4 |
| F13 | a L | 26-33 | Tennessee | | | 6-5 |
| F15 | a W | 29-20 | Auburn | | | 7-5 |
| F18 | a W | 32-30 | Georgia | | | 8-5 |
| F21 | n1 W | 29-18 | Auburn | | | 9-5 |
| F24 | n2 L | 24-30 | Tennessee | | | 9-6 |

Home games at City Auditorium

n1 - Atlanta Athletic Club; n2 - SEC Tournament (City Auditorium, Atlanta, Ga.)

1933-34 (6-12, SEC 4-9)

Home: 3-4, Away: 3-7, Neutral: 0-1

| Date | Site | Result | Opponent | TR | OR | Rec |
|------|------|--------|---------------------|----|----|------|
| D28 | a L | 19-38 | Baltimore | | | 0-1 |
| D29 | a L | 32-40 | Rider | | | 0-2 |
| D30 | a L | 31-45 | St. Thomas-Scranton | | | 0-3 |
| J6 | h L | 22-24 | Vanderbilt | | | 0-4 |
| J9 | a W | 28-26 | Auburn | | | 1-4 |
| J13 | a W | 33-25 | Georgia | | | 2-4 |
| J17 | h L | 28-50 | Original Celtics | | | exh |
| J20 | a W | 40-39 | Sewanee | | | 3-4 |
| J27 | h L | 33-37 | Georgia | | | 3-5 |
| J31 | h L | 35-45 | Tennessee | | | 3-6 |
| F3 | a L | 16-63 | Alabama | | | 3-7 |
| F7 | h W | 31-25 | Clemson | | | 4-7 |
| F9 | a L | 30-38 | Vanderbilt | | | 4-8 |
| F10 | a L | 25-49 | Kentucky | | | 4-9 |
| F12 | a L | 21-23 | Tennessee | | | 4-10 |
| F14 | h W | 24-20 | Auburn | | | 5-10 |
| F17 | h L | 27-28 | Georgia | | | 5-11 |
| F21 | h W | 43-27 | Sewanee | | | 6-11 |
| M2 | n1 L | 19-33 | Georgia | | | 6-12 |

Home games at City Auditorium

n1 - SEC Tournament (City Auditorium, Atlanta, Ga.)

1934-35 (6-8, SEC 5-5)

Home: 3-2, Away: 3-6, Neutral: 0-0

| Date | Site | Result | Opponent | TR | OR | Rec |
|------|------|--------|-----------------|----|----|-----|
| J12 | a L | 29-43 | Clemson | | | 0-1 |
| J16 | h L | 26-36 | Tennessee | | | 0-2 |
| J19 | a L | 23-33 | Georgia | | | 0-3 |
| J25 | h L | 32-33 | Vanderbilt (ot) | | | 0-4 |
| F2 | h W | 32-27 | Georgia | | | 1-4 |
| F6 | h W | 25-24 | Auburn | | | 2-4 |
| F8 | a L | 24-53 | Vanderbilt | | | 2-5 |
| F9 | a L | 30-57 | Kentucky | | | 2-6 |
| F12 | a W | 34-19 | Auburn | | | 3-6 |
| F16 | a L | 19-38 | Xavier | | | 3-7 |
| F18 | a L | 30-34 | Tennessee | | | 3-8 |
| F20 | a W | 42-28 | Mercer | | | 4-8 |
| F23 | a W | 49-39 | Georgia (ot) | | | 5-8 |
| M2 | h W | 42-31 | Sewanee | | | 6-8 |

Home games at City Auditorium

1935-36 (10-8, SEC 8-6)

Home: 6-2, Away: 3-5, Neutral: 1-1

| Date | Site | Result | Opponent | TR | OR | Rec |
|------|------|--------|------------|----|----|------|
| J4 | a L | 25-36 | Florida | | | 0-1 |
| J8 | a W | 59-42 | Mercer | | | 1-1 |
| J11 | h L | 32-35 | Clemson | | | 1-2 |
| J15 | h W | 46-20 | Mercer | | | 2-2 |
| J17 | h W | 33-30 | Tennessee | | | 3-2 |
| J18 | a L | 23-42 | Vanderbilt | | | 3-3 |
| J25 | a L | 31-39 | Clemson | | | 3-4 |
| F1 | h W | 29-21 | Georgia | | | 4-4 |
| F4 | a L | 28-31 | Auburn | | | 4-5 |
| F8 | h L | 40-42 | Vanderbilt | | | 4-6 |
| F12 | h W | 34-16 | Sewanee | | | 5-6 |
| F15 | a W | 58-35 | Sewanee | | | 6-6 |
| F17 | h W | 39-22 | Florida | | | 7-6 |
| F19 | h W | 46-22 | Auburn | | | 8-6 |
| F22 | a W | 24-22 | Georgia | | | 9-6 |
| F24 | a L | 21-33 | Tennessee | | | 9-7 |
| F28 | n1 W | 42-37 | Vanderbilt | | | 10-7 |
| F29 | n1 L | 34-43 | Alabama | | | 10-8 |

ALL-TIME SCORES

1936-37 (13-2, SEC 10-0)

Home: 7-0, Away: 5-1, Neutral: 1-1

| Date | Site | Result | Opponent | TR | OR | Rec |
|------|------|--------|----------|----|----|------|
| J9 | h | W | 53-36 | | | 1-0 |
| J13 | a | W | 35-25 | | | 2-0 |
| J16 | h | W | 39-27 | | | 3-0 |
| J20 | h | W | 51-13 | | | 4-0 |
| J23 | a | W | 54-32 | | | 5-0 |
| J27 | h | W | 70-26 | | | 6-0 |
| J30 | a | W | 34-20 | | | 7-0 |
| F6 | a | L | 30-31 | | | 6-1 |
| F10 | h | W | 36-18 | | | 7-1 |
| F11 | h | W | 42-28 | | | 8-1 |
| F13 | a | W | 40-30 | | | 9-1 |
| F15 | h | W | 43-37 | | | 10-1 |
| F20 | h | W | 42-22 | | | 11-1 |
| F27 | a | W | 35-33 | | | 12-1 |
| M1 | n1 | W | 43-30 | | | 13-1 |
| M2 | n1 | L | 30-40 | | | 13-2 |

Home games at the Naval Armory

n1-SEC Tournament (Knoxville, Tenn.)

1937-38 (18-2, SEC 12-2)

Home: 11-0, Away: 4-2, Neutral: 3-0

SEC Champions

| Date | Site | Result | Opponent | TR | OR | Rec |
|------|------|--------|----------|----|----|------|
| J8 | h | W | 35-30 | | | 1-0 |
| J15 | h | W | 59-25 | | | 2-0 |
| J17 | a | W | 46-37 | | | 3-0 |
| J19 | h | W | 53-23 | | | 4-0 |
| J26 | h | W | 36-24 | | | 5-0 |
| J29 | h | W | 51-28 | | | 6-0 |
| F4 | a | L | 35-47 | | | 6-1 |
| F5 | a | L | 22-37 | | | 6-2 |
| F9 | h | W | 57-35 | | | 7-2 |
| F10 | h | W | 41-31 | | | 8-2 |
| F12 | a | W | 40-35 | | | 9-2 |
| F15 | h | W | 43-42 | | | 10-2 |
| F17 | h | W | 54-40 | | | 11-2 |
| F19 | a | W | 29-27 | | | 12-2 |
| F25 | h | W | 53-33 | | | 13-2 |
| F26 | a | W | 51-30 | | | 14-2 |
| M1 | h | W | 54-32 | | | 15-2 |
| M5 | n1 | W | 50-18 | | | 16-2 |
| M4 | n1 | W | 44-29 | | | 17-2 |
| M7 | n1 | W | 58-47 | | | 18-2 |

Home games at the Naval Armory

n1-SEC Tournament (Baton Rouge, La.)

GEORGIA TECH BEGINS PLAYING

HOME GAMES IN HEISMAN GYM

1938-39 (6-9, SEC 4-8)

Home: 5-3, Away: 1-5, Neutral: 0-1

| Date | Site | Result | Opponent | TR | OR | Rec |
|------|------|--------|----------|----|----|-----|
| J11 | h | L | 28-30 | | | 0-1 |
| J14 | h | W | 30-24 | | | 1-1 |
| J21 | h | W | 32-31 | | | 2-1 |
| J28 | a | L | 26-32 | | | 2-2 |
| F1 | a | W | 29-25 | | | 3-2 |
| F4 | a | L | 29-33 | | | 3-3 |
| F8 | h | W | 37-32 | | | 4-3 |
| F9 | h | W | 37-35 | | | 5-3 |
| F11 | a | L | 42-49 | | | 5-4 |
| F15 | a | L | 25-39 | | | 5-5 |
| F18 | h | L | 29-41 | | | 5-6 |
| F21 | h | W | 38-28 | | | 6-6 |
| F22 | a | L | 24-38 | | | 6-7 |
| F27 | h | L | 33-49 | | | 6-8 |
| M3 | n1 | L | 38-42 | | | 6-9 |

n1-SEC Tournament (Knoxville, Tenn.)

1939-40 (7-8, SEC 6-7)

Home: 5-4, Away: 2-3, Neutral: 0-1

| Date | Site | Result | Opponent | TR | OR | Rec |
|------|------|--------|----------|----|----|-----|
| J6 | a | L | 30-34 | | | 0-1 |
| J13 | h | W | 49-43 | | | 1-1 |
| J15 | h | L | 40-45 | | | 1-2 |
| J20 | h | W | 50-39 | | | 2-2 |
| J27 | h | L | 31-46 | | | 2-3 |
| J31 | h | L | 34-52 | | | 2-4 |
| F2 | a | W | 34-33 | | | 3-4 |
| F3 | h | L | 25-37 | | | 3-5 |
| F6 | h | W | 53-31 | | | 4-5 |
| F10 | a | W | 57-39 | | | 5-5 |
| F13 | h | W | 41-35 | | | 6-5 |
| F17 | a | L | 31-40 | | | 6-6 |
| F19 | h | W | 44-39 | | | 7-6 |
| F21 | a | L | 38-39 | | | 7-7 |
| F29 | n1 | L | 43-55 | | | 7-8 |

n1-SEC Tournament (Knoxville, Tenn.)

1940-41 (8-11, SEC 4-9)

Home: 6-2, Away: 1-8, Neutral: 1-1

| Date | Site | Result | Opponent | TR | OR | Rec |
|------|------|--------|----------|----|----|------|
| D29 | n1 | W | 39-34 | | | 1-0 |
| D31 | a | W | 44-35 | | | 2-0 |
| J7 | h | W | 41-34 | | | 3-0 |
| J8 | h | W | 63-51 | | | 4-0 |
| J14 | h | W | 60-47 | | | 5-0 |
| J18 | h | W | 55-48 | | | 6-0 |
| J20 | h | L | 37-47 | | | 6-1 |
| J22 | a | L | 49-52 | | | 6-2 |
| J25 | h | L | 20-37 | | | 6-3 |
| F1 | h | W | 48-39 | | | 7-3 |
| F5 | a | L | 45-51 | | | 7-4 |
| F7 | a | L | 26-31 | | | 7-5 |
| F10 | a | L | 41-43 | | | 7-6 |
| F12 | a | L | 32-46 | | | 7-7 |
| F15 | a | L | 41-54 | | | 7-8 |
| F17 | a | L | 41-60 | | | 7-9 |
| F20 | h | W | 52-44 | | | 8-9 |
| F22 | a | L | 42-53 | | | 8-10 |
| F27 | n2 | L | 33-39 | | | 8-11 |

n1-Augusta, Ga.; n2-SEC Tournament (Louisville, Ky.)

1941-42 (8-8, SEC 4-8)

Home: 5-3, Away: 3-4, Neutral: 0-1

| Date | Site | Result | Opponent | TR | OR | Rec |
|------|------|--------|----------|----|----|-----|
| J8 | h | W | 49-35 | | | 1-0 |
| J10 | a | W | 35-32 | | | 2-0 |
| J15 | h | L | 25-31 | | | 2-1 |
| J17 | h | L | 32-39 | | | 2-2 |
| J20 | h | L | 53-63 | | | 2-3 |
| J24 | h | W | 53-44 | | | 3-3 |
| J31 | h | W | 48-42 | | | 4-3 |
| F3 | a | L | 38-43 | | | 4-4 |
| F6 | a | L | 41-54 | | | 4-5 |
| F7 | a | W | 52-43 | | | 5-5 |
| F11 | h | W | 64-32 | | | 6-5 |
| F14 | a | W | 35-27 | | | 7-5 |
| F16 | a | L | 51-57 | | | 7-6 |
| F19 | h | W | 49-29 | | | 8-6 |
| F21 | a | L | 37-38 | | | 8-7 |
| F26 | n2 | L | 32-37 | | | 8-8 |

n2-SEC Tournament (Louisville, Ky.)

1942-43 (11-5, SEC 7-5)

Home: 9-1, Away: 2-3, Neutral: 0-1

| Date | Site | Result | Opponent | TR | OR | Rec |
|------|------|--------|----------|----|----|------|
| J9 | h | W | 33-23 | | | 1-0 |
| J16 | h | W | 43-29 | | | 2-0 |
| J19 | h | L | 36-38 | | | 2-1 |
| J22 | a | W | 59-32 | | | 3-1 |
| J23 | a | L | 25-33 | | | 3-2 |
| J30 | h | W | 53-21 | | | 4-2 |
| F2 | h | W | 65-40 | | | 5-2 |
| F5 | h | W | 45-44 | | | 6-2 |
| F6 | h | W | 60-36 | | | 7-2 |
| F10 | h | W | 43-32 | | | 8-2 |
| F13 | a | L | 28-52 | | | 8-3 |
| F15 | a | L | 31-58 | | | 8-4 |
| F18 | a | W | 58-31 | | | 9-4 |
| F20 | h | W | 39-20 | | | 10-4 |
| F22 | h | W | 36-33 | | | 11-4 |
| F26 | n1 | L | 41-48 | | | 11-5 |

n1-SEC Tournament (Knoxville, Tenn.)

Dwight Keith

Alabama '24

Record: 35-21 (.625)

1944-1946 (3 seasons)



1943-44 (14-4, SEC 3-1)

Home: 7-1, Away: 6-2, Neutral: 1-1

| Date | Site | Result | Opponent | TR | OR | Rec |
|------|------|--------|----------|----|----|------|
| J7 | a | W | 46-34 | | | 1-0 |
| J8 | h | W | 48-31 | | | 2-0 |
| J14 | h | W | 70-37 | | | 3-0 |
| J15 | h | W | 68-28 | | | 4-0 |
| J21 | h | W | 34-18 | | | 5-0 |
| J22 | a | W | 50-34 | | | 6-0 |
| J26 | h | W | 58-44 | | | 7-0 |
| J28 | a | L | 34-43 | | | 7-1 |
| J29 | h | W | 58-24 | | | 8-1 |
| F5 | a | W | 67-34 | | | 9-1 |
| F6 | a | W | 68-45 | | | 10-1 |
| F11 | h | L | 52-55 | | | 10-2 |
| F12 | a | W | 42-39 | | | 11-2 |
| F18 | a | L | 42-64 | | | 11-3 |
| F19 | h | W | 71-44 | | | 12-3 |
| F21 | a | W | 57-53 | | | 13-3 |
| M2 | n1 | W | 63-51 | | | 14-3 |
| M3 | n1 | L | 55-66 | | | 14-4 |

n1-SEC Tournament (Louisville, Ky.)

1944-45 (11-6, SEC 9-5)

Home: 6-1, Away: 3-4, Neutral: 2-1

| Date | Site | Result | Opponent | TR | OR | Rec |
|------|------|--------|----------|----|----|------|
| J10 | h | W | 41-36 | | | 1-0 |
| J13 | a | L | 26-31 | | | 1-1 |
| J17 | a | L | 36-52 | | | 1-2 |
| J20 | h | W | 53-39 | | | 2-2 |
| J22 | h | L | 58-64 | | | 2-3 |
| J27 | a | L | 26-44 | | | 2-4 |
| J29 | a | W | 47-38 | | | 3-4 |
| F3 | a | L | 32-51 | | | 3-5 |
| F9 | h | W | 70-38 | | | 4-5 |
| F10 | h | W | 53-49 | | | 5-5 |
| F14 | h | W | 53-45 | | | 6-5 |
| F17 | a | W | 74-41 | | | 7-5 |
| F21 | h | W | 51-47 | | | 8-5 |
| F24 | a | W | 69-42 | | | 9-5 |
| M1 | n1 | W | 68-49 | | | 10-5 |
| M2 | n1 | W | 60-43 | | | 11-5 |
| M3 | n1 | L | 37-41 | | | 11-6 |

n1-SEC Tournament (Louisville, Ky.)

1945-46 (10-11, SEC 6-7)

Home: 5-5, Away: 5-5, Neutral: 0-1

| Date | Site | Result | Opponent | TR | OR | Rec |
|------|------|--------|----------|----|----|-------|
| D20 | h | W | 52-38 | | | 1-0 |
| J4 | h | W | 45-22 | | | 2-0 |
| J5 | a | W | 61-46 | | | 3-0 |
| J8 | h | L | 37-44 | | | 3-1 |
| J12 | a | L | 45-58 | | | 3-2 |
| J16 | a | W | 53-26 | | | 4-2 |
| J18 | h | L | 39-54 | | | 4-3 |
| J19 | a | W | 36-30 | | | 5-3 |
| J21 | a | L | 43-68 | | | 5-4 |
| J26 | h | L | 27-49 | | | 5-5 |
| J28 | h | L | 26-54 | | | 5-6 |
| F1 | h | W | 64-53 | | | 6-6 |
| F2 | h | W | 55-45 | | | 7-6 |
| F4 | h | W | 59-52 | | | 8-6 |
| F6 | a | L | 40-50 | | | 8-7 |
| F9 | a | W | 38-34 | | | 9-7 |
| F12 | a | L | 51-73 | | | 9-8 |
| F15 | h | L | 43-46 | | | 9-9 |
| F16 | a | L | 47-63 | | | 9-10 |
| F23 | a | W | 58-50 | | | 10-10 |
| F28 | n1 | L | 30-36 | | | 10-11 |

n1-SEC Tournament (Louisville, Ky.)

ALL-TIME SCORES

Roy McArthur

Georgia Tech '33

Record: 57-72 (.442)

1947-1951 (5 seasons)



1946-47 (12-11, SEC 6-6)

Home: 7-2, Away: 3-8, Neutral: 2-1

| Date | Site | Result | Opponent | TR | OR | Rec |
|------|------|--------|-------------------------|----|----|-------|
| D12 | h | W | Chattanooga | | | 1-0 |
| D14 | h | W | South Carolina | | | 2-0 |
| D19 | h | W | Davidson | | | 3-0 |
| D31 | a | W | Boston College | | | 4-0 |
| J2 | a | L | Detroit | | | 4-1 |
| J4 | a | L | Michigan State | | | 4-2 |
| J11 | h | W | 58-51 Tulane | | | 5-2 |
| J15 | a | W | 55-42 Auburn | | | 6-2 |
| J17 | h | L | 38-42 Alabama | | | 6-3 |
| J20 | h | L | 47-70 Kentucky | | | 6-4 |
| J25 | h | W | 48-43 Tennessee | | | 7-4 |
| J29 | h | W | 65-49 Auburn | | | 8-4 |
| J31 | a | L | 45-47 Tulane | | | 8-5 |
| F1 | a | L | 46-64 Alabama | | | 8-6 |
| F4 | a | W | 51-44 Georgia | | | 9-6 |
| F7 | a | L | 28-40 Tennessee | | | 9-7 |
| F14 | a | L | 48-58 North Carolina | | | 9-8 |
| F15 | a | L | 54-64 Duke | | | 9-9 |
| F19 | h | W | 70-46 Georgia | | | 10-9 |
| F22 | a | L | 46-83 Kentucky | | | 10-10 |
| F28 | n1 | W | 65-52 Mississippi State | | | 11-10 |
| F29 | n1 | W | 43-40 Alabama | | | 12-10 |
| M1 | n1 | L | 53-75 Kentucky | | | 12-11 |

n1-SEC Tournament (Louisville, Ky.)

1947-48 (12-16, SEC 9-11)

Home: 4-7, Away: 5-5, Neutral: 3-4

SEC Runner-up

| Date | Site | Result | Opponent | TR | OR | Rec |
|------|------|--------|-----------------------|----|----|-------|
| D15 | h | L | 53-54 Furman | | | 0-1 |
| D19 | h | W | 63-50 Chattanooga | | | 1-1 |
| D20 | h | W | 51-48 Virginia | | | 2-1 |
| D29 | n1 | L | 45-54 Texas | | | 2-2 |
| D30 | n1 | L | 42-43 Rice | | | 2-3 |
| D31 | n1 | L | 35-52 Hamline | | | 2-4 |
| J9 | a | L | 29-54 Tulane | | | 2-5 |
| J10 | a | W | 52-40 Louisiana State | | | 3-5 |
| J13 | a | W | 65-64 Furman | | | 4-5 |
| J19 | h | L | 56-71 Kentucky | | | 4-6 |
| J24 | h | L | 57-59 Tennessee | | | 4-7 |
| J26 | h | L | 46-54 Louisiana State | | | 4-8 |
| J30 | a | L | 31-38 Auburn | | | 4-9 |
| J31 | h | L | 31-44 Alabama | | | 4-10 |
| F4 | a | W | 68-58 Georgia | | | 5-10 |
| F6 | a | L | 46-49 Tennessee | | | 5-11 |
| F9 | h | L | 55-59 Tulane | | | 5-12 |
| F12 | a | W | 73-64 Georgia | | | 6-12 |
| F13 | h | W | 65-42 Florida | | | 7-12 |
| F16 | h | L | 55-60 Duke | | | 7-13 |
| F18 | a | L | 58-65 Georgia | | | 7-14 |
| F21 | a | L | 54-78 Kentucky | | | 7-15 |
| F25 | h | W | 50-43 Auburn | | | 8-15 |
| F28 | a | W | 63-55 Florida | | | 9-15 |
| M4 | n2 | W | 46-34 Alabama | | | 10-15 |
| M6 | n2 | W | 60-57 Georgia | | | 11-15 |
| M6 | n2 | W | 50-40 Tulane | | | 12-15 |
| M6 | n2 | L | 43-54 Kentucky | | | 12-16 |

n1-All-College Tournament, Oklahoma City, Okla.; n2-SEC Tournament (Louisville, Ky.)

1948-49 (11-13, SEC 7-10)

Home: 7-5, Away: 4-6, Neutral: 0-2

| Date | Site | Result | Opponent | TR | OR | Rec |
|------|------|--------|---------------------------|----|----|------|
| D3 | a | W | 75-45 Birmingham Southern | | | 1-0 |
| D4 | a | W | 62-42 Howard College | | | 2-0 |
| D11 | h | W | 81-45 Chattanooga | | | 3-0 |
| D18 | h | W | 64-49 Furman | | | 4-0 |
| D20 | n1 | L | 60-74 Long Island | | | 4-1 |
| D22 | a | L | 59-67 LaSalle | | | 4-2 |
| J7 | a | L | 52-73 Tulane | | | 4-3 |
| J8 | a | L | 59-65 Louisiana State | | | 4-4 |
| J11 | a | L | 33-41 Auburn | | | 4-5 |
| J14 | h | W | 51-38 Alabama | | | 5-5 |
| J17 | h | L | 45-56 Kentucky | | | 5-6 |
| J22 | h | L | 56-63 Tennessee | | | 5-7 |
| J26 | h | L | 60-74 Georgia (ot) | | | 5-8 |
| J29 | h | L | 49-56 Tulane | | | 5-9 |
| F2 | a | W | 56-49 Georgia | | | 6-9 |
| F5 | h | W | 72-71 Tennessee | | | 7-9 |
| F7 | h | L | 63-72 Louisiana State | | | 7-10 |

| | | | | | | |
|-----|----|---|-----------------------|--|--|-------|
| F10 | h | W | 57-49 Florida | | | 8-10 |
| F12 | a | L | 42-53 Duke | | | 8-11 |
| F16 | h | W | 60-58 Georgia | | | 9-11 |
| F19 | a | L | 32-78 Kentucky | | | 9-12 |
| F23 | h | W | 66-57 Auburn | | | 10-12 |
| F26 | a | W | 66-56 Florida | | | 11-12 |
| M3 | n2 | L | 53-55 Louisiana State | | | 11-13 |

n1-Madison Square Garden, New York, N.Y.; n2-SEC Tournament (Louisville, Ky.)

1949-50 (14-13, SEC 7-9)

Home: 9-1, Away: 3-11, Neutral: 2-1

| Date | Site | Result | Opponent | TR | OR | Rec |
|------|------|--------|-----------------------|------|----|-------|
| D3 | h | W | 84-39 Chattanooga | | | 1-0 |
| D10 | h | W | 87-56 Furman | | | 2-0 |
| D14 | h | W | 78-59 Davidson | | | 3-0 |
| D19 | a | L | 60-84 Bradley | | | 3-1 |
| D20 | a | L | 45-59 St. Louis | | | 3-2 |
| D22 | a | W | 68-60 Michigan State | | | 4-2 |
| D29 | n1 | W | 64-57 Wake Forest | | | 5-2 |
| D30 | a1 | L | 34-57 NC State | | | 5-3 |
| D31 | n1 | W | 63-48 West Virginia | | | 6-3 |
| J2 | a | W | 73-43 Chattanooga | | | 7-3 |
| J6 | a | L | 52-63 Louisiana State | | | 7-4 |
| J7 | a | L | 62-64 Tulane | | | 7-5 |
| J10 | h | W | 65-49 Auburn | | | 8-5 |
| J14 | a | L | 39-73 Alabama | | | 8-6 |
| J16 | h | L | 47-61 Kentucky | 2/na | | 8-7 |
| J21 | h | W | 68-57 Tennessee | | | 9-7 |
| J25 | a | L | 55-67 Georgia | | | 9-8 |
| J28 | h | W | 59-55 Tulane | | | 10-8 |
| F1 | h | W | 56-51 Georgia | | | 11-8 |
| F4 | a | L | 56-69 Tennessee | | | 11-9 |
| F6 | h | W | 85-58 Louisiana State | | | 12-9 |
| F10 | h | W | 69-38 Florida | | | 13-9 |
| F15 | a | L | 72-73 Georgia (ot) | | | 13-10 |
| F18 | a | L | 62-97 Kentucky | 5/na | | 13-11 |
| F22 | a | W | 61-53 Auburn | | | 14-11 |
| F25 | a | L | 41-59 Florida | | | 14-12 |
| M2 | n2 | L | 56-63 Tennessee | | | 14-13 |

n1, a1-Dixie Classic (Reynolds Coliseum, Raleigh, N.C.); n2-SEC Tournament (Louisville, Ky.)

1950-51 (8-19, SEC 7-12)

Home: 4-6, Away: 3-12, Neutral: 1-1

| Date | Site | Result | Opponent | TR | OR | Rec |
|------|------|--------|-------------------------|-----|------|------|
| D9 | h | W | 87-50 Furman | | | 1-0 |
| D16 | a | L | 55-85 Bradley | | na/2 | 1-1 |
| D18 | a | L | 57-79 Louisville | | | 1-2 |
| D28 | a | L | 47-61 San Francisco | | | 1-3 |
| D29 | a | L | 57-82 California | | | 1-4 |
| D30 | a | L | 45-78 California | | | 1-5 |
| J2 | a | L | 51-58 Rice | | | 1-6 |
| J5 | a | L | 49-68 Louisiana State | | | 1-7 |
| J6 | a | L | 45-49 Tulane | | | 1-8 |
| J9 | h | W | 56-50 Georgia | | | 2-8 |
| J13 | h | L | 54-56 Florida | | | 2-9 |
| J20 | a | L | 66-77 Georgia | | | 2-10 |
| J22 | h | L | 61-82 Kentucky | 2/2 | | 2-11 |
| J26 | a | W | 55-46 Mississippi State | | | 3-11 |
| J27 | a | W | 73-59 Mississippi | | | 4-11 |
| J31 | h | W | 64-44 Auburn | | | 5-11 |
| F3 | a | W | 71-57 Tennessee | | | 6-11 |
| F7 | h | L | 53-54 Georgia | | | 6-12 |
| F9 | a | L | 42-75 Kentucky | | 1/1 | 6-13 |
| F10 | a | L | 47-65 Vanderbilt | | | 6-14 |
| F14 | a | L | 63-75 Auburn | | | 6-15 |
| F17 | h | L | 49-59 Alabama | | | 6-16 |
| F19 | h | L | 67-69 Vanderbilt | | | 6-17 |
| F21 | h | W | 74-64 Tennessee | | | 7-17 |
| F24 | h | L | 77-83 Pennsylvania (ot) | | | 7-18 |
| M2 | n1 | W | 63-61 Tulane (ot) | | | 8-18 |
| M2 | n1 | L | 56-82 Kentucky | | 1/1 | 8-19 |

n1-SEC Tournament (Louisville, Ky.)

John "Whack" Hyder

Georgia Tech '37

Record: 292-271 (.519)

1952-1973 (22 seasons)



1951-52 (7-15, SEC 5-13)

Home: 3-7, Away: 2-6, Neutral: 2-2

| Date | Site | Result | Opponent | TR | OR | Rec |
|------|------|--------|-------------------------|-----|-----|------|
| D8 | 13 | L | 58-90 U.S. Marines | | | exh |
| D15 | a | W | 66-64 South Carolina | | | 1-0 |
| D28 | n1 | L | 63-78 South Carolina | | | 1-1 |
| D29 | n1 | W | 79-62 Auburn | | | 2-1 |
| D29 | n1 | W | 78-60 Davidson | | | 3-1 |
| J5 | h | L | 58-73 Tulane | | | 3-2 |
| J9 | h | W | 56-54 Auburn | | | 3-3 |
| J12 | a | L | 60-66 Alabama | | | 4-3 |
| J14 | h | L | 64-94 Mississippi | | | 4-4 |
| J21 | h | L | 51-96 Kentucky | 3/3 | | 4-5 |
| J26 | a | L | 56-69 Tennessee | | | 4-6 |
| J28 | h | L | 58-67 South Carolina | | | 4-7 |
| J30 | h | W | 66-64 Mississippi State | | | 5-7 |
| F2 | a | L | 67-92 Vanderbilt | | | 5-8 |
| F4 | h | L | 51-73 Louisiana State | | | 5-9 |
| F6 | a | L | 64-72 Georgia | | | 5-10 |
| F9 | a | L | 42-93 Kentucky | 1/1 | | 5-11 |
| F13 | a | W | 58-50 Auburn | | | 6-11 |
| F16 | a | L | 73-80 Florida | | | 6-12 |
| F18 | h | L | 58-83 Vanderbilt | | | 6-13 |
| F20 | h | L | 81-83 Tennessee | | | 6-14 |
| F23 | h | W | 79-73 Georgia | | | 7-14 |
| F28 | n2 | L | 59-80 Kentucky | | 1/1 | 7-15 |

n1-Carolina Invitational (Charlotte Coliseum, Charlotte, N.C.); n2-SEC Tournament (Louisville, Ky.)

1952-53 (5-17, SEC 4-9)

Home: 4-4, Away: 0-12, Neutral: 1-1

| Date | Site | Result | Opponent | TR | OR | Rec |
|------|------|--------|---------------------------|-----|----|------|
| D10 | a | L | 61-71 Auburn | | | 0-1 |
| D12 | h | L | 61-66 South Carolina | | | 0-2 |
| D19 | a1 | L | 57-60 Alabama | | | 0-3 |
| D29 | n1 | L | 60-68 Florida | | | 0-4 |
| D30 | n1 | W | 71-54 Georgia | | | 1-4 |
| J2 | a | L | 58-64 Tampa | | | 1-5 |
| J3 | a | L | 60-82 Miami | | | 1-6 |
| J6 | a | L | 57-70 Georgia | | | 1-7 |
| J10 | a | L | 60-72 Vanderbilt | | | 1-8 |
| J12 | h | W | 69-67 Alabama | | | 2-8 |
| J14 | h | W | 79-61 Auburn | | | 3-8 |
| J17 | a | L | 67-89 Tennessee | | | 3-9 |
| J24 | h | L | 66-70 South Carolina (ot) | | | 3-10 |
| J26 | h | W | 85-79 Vanderbilt | | | 4-10 |
| J31 | a | L | 93-111 Furman | | | 4-11 |
| F4 | h | W | 78-73 Georgia | | | 5-11 |
| F7 | a | L | 63-78 Mississippi | | | 5-12 |
| F9 | a | L | 62-66 Mississippi State | | | 5-13 |
| F14 | h | L | 65-76 Florida | | | 5-14 |
| F16 | h | L | 79-82 Tennessee | | | 5-15 |
| F21 | a | L | 52-76 Louisiana State | 6/8 | | 5-16 |
| F23 | a | L | 55-70 Tulane | | | 5-17 |

a1-Birmingham, Ala.; n1-Gator Bowl Tournament (Jacksonville, Fla.)

1953-54 (2-22, SEC 0-14)

Home: 2-7, Away: 0-11, Neutral: 0-4

| Date | Site | Result | Opponent | TR | OR | Rec |
|------|------|--------|-----------------------------|-------|-----|------|
| D5 | a | L | 45-50 South Carolina | | | 0-1 |
| D12 | a1 | L | 56-83 Auburn | | | 0-2 |
| D28 | n1 | L | 64-66 Georgia | | | 0-3 |
| D29 | n1 | L | 80-101 Ga. Teachers College | | | 0-4 |
| D30 | n1 | L | 59-63 Florida | | | 0-5 |
| J9 | a | L | 53-105 Kentucky | | 1/1 | 0-6 |
| J11 | h | L | 55-63 Vanderbilt | | | 0-7 |
| J14 | h | L | 74-75 Mississippi State | | | 0-8 |
| J16 | h | L | 71-80 Mississippi | | | 0-9 |
| J20 | a | L | 56-80 Auburn | | | 0-10 |
| J23 | a | L | 65-84 Vanderbilt | 19/NR | | 0-11 |
| J25 | a | L | 66-77 Murray State | | | 0-12 |
| J30 | h | L | 61-68 Tennessee | | | 0-13 |
| F2 | n2 | L | 48-99 Kentucky | | 1/1 | 0-14 |
| F6 | a | L | 61-82 Alabama | | | 0-15 |
| F8 | h | L | 53-59 Auburn | | | 0-16 |
| F11 | a | L | 67-114 Furman | | | 0-17 |
| F13 | h | L | 54-89 Louisiana State | 17/12 | | 0-18 |
| F15 | h | L | 57-59 Tulane | | | 0-19 |
| F17 | a | L | 61-69 Georgia | | | 0-20 |
| F18 | h | W | 58-53 South Carolina | | | 1-20 |
| F22 | a | L | 57-69 Tennessee | | | 1-21 |

ALL-TIME SCORES

1954-55 (12-13, SEC 7-7)

Home: 6-5, Away: 5-6, Neutral: 1-2

| Date | Site | Result | Opponent | TR | OR | Rec |
|------|------|--------|----------------------|-------|----|-------|
| D18 | h W | 74-57 | Sewanee | | | 1-0 |
| D20 | h L | 67-69 | South Carolina | | | 1-1 |
| D28 | n1 W | 72-69 | Idaho State (ot) | | | 2-1 |
| D30 | n1 L | 56-70 | Canisius | | | 2-2 |
| J1 | n1 L | 62-68 | Georgetown | | | 2-3 |
| J6 | h L | 66-67 | Sewanee | | | 2-4 |
| J8 | a W | 59-58 | Kentucky | 1/1 | | 3-4 |
| J10 | h L | 69-71 | Vanderbilt | | | 3-5 |
| J13 | a L | 95-111 | Furman | | | 3-6 |
| J15 | a L | 66-81 | Mississippi | | | 3-7 |
| J17 | a W | 90-71 | Mississippi State | | | 4-7 |
| J22 | a L | 63-83 | Vanderbilt | | | 4-8 |
| J24 | a L | 66-70 | Georgia | | | 4-9 |
| J26 | a W | 73-70 | Auburn | | | 5-9 |
| J29 | a L | 58-79 | Tennessee | | | 5-10 |
| J31 | h W | 65-59 | Kentucky | 1/1 | | 6-10 |
| F5 | h L | 72-76 | Alabama | 13/nr | | 6-11 |
| F7 | h W | 75-67 | Auburn | | | 7-11 |
| F12 | a W | 79-72 | Louisiana State (ot) | | | 8-11 |
| F14 | a L | 48-64 | Tulane | | | 8-12 |
| F17 | h W | 75-54 | Georgia | | | 9-12 |
| F19 | a W | 87-84 | South Carolina (ot) | | | 10-12 |
| F21 | h W | 83-77 | Tennessee | 18/nr | | 11-12 |
| F26 | h L | 66-67 | Georgia (2ot) | | | 11-13 |
| F28 | h W | 88-68 | Florida | | | 12-13 |

n1-Queen City Tournament (Buffalo, N.Y.)

1955-56 (12-11, SEC 6-8)

Home: 6-2, Away: 4-7, Neutral: 2-2

| Date | Site | Result | Opponent | TR | OR | Rec |
|------|------|--------|-------------------|-------|----|-------|
| D9 | n1 L | 76-88 | North Carolina | | | 0-1 |
| D10 | a L | 66-87 | Duke | | | 0-2 |
| D17 | h W | 75-62 | Georgia | | | 1-2 |
| D29 | n2 W | 65-56 | Westminster | | | 2-2 |
| D31 | n2 W | 86-82 | Canisius | | | 3-2 |
| J2 | n2 L | 67-92 | Xavier, Ohio | | | 3-3 |
| J7 | a L | 51-104 | Kentucky | 6/6 | | 3-4 |
| J9 | h L | 59-72 | Vanderbilt | 4/nr | | 3-5 |
| J14 | h W | 87-59 | Mississippi State | | | 4-5 |
| J16 | h W | 79-58 | Mississippi | | | 5-5 |
| J18 | a W | 85-75 | Furman | | | 6-5 |
| J21 | a L | 64-67 | Vanderbilt | 5/6 | | 6-6 |
| J28 | h W | 73-72 | Tennessee | | | 7-6 |
| J30 | h L | 62-84 | Kentucky | 3/4 | | 7-7 |
| F4 | a L | 60-93 | Alabama | 12/17 | | 7-8 |
| F7 | a L | 74-77 | Auburn (ot) | | | 7-9 |
| F11 | h W | 79-77 | Tulane | | | 8-9 |
| F13 | h W | 97-74 | Louisiana State | | | 9-9 |
| F16 | a W | 72-68 | Georgia (ot) | | | 10-9 |
| F18 | a W | 79-74 | South Carolina | | | 11-9 |
| F20 | a L | 74-76 | Tennessee | | | 11-10 |
| F25 | a W | 81-72 | Georgia | | | 12-10 |
| F27 | a L | 48-66 | Florida | | | 12-11 |

n1-Charlotte Coliseum, Charlotte, N.C.; n2-Queen City Tournament (Buffalo, N.Y.)

GEORGIA TECH BEGINS PLAYING HOME GAMES AT ALEXANDER MEMORIAL COLISEUM

1956-57 (18-8, SEC 9-5)

Home: 10-4, Away: 6-3, Neutral: 2-1

| Date | Site | Result | Opponent | TR | OR | Rec |
|------|------|--------|-------------------|-------|----|------|
| N30 | h L | 61-71 | Duke | | | 0-1 |
| D4 | h W | 67-64 | Murray State | | | 1-1 |
| D6 | h W | 93-74 | Furman | | | 2-1 |
| D15 | h W | 76-69 | Texas A&M | | | 3-1 |
| D18 | h W | 80-58 | Georgia | | | 4-1 |
| D20 | h L | 83-90 | South Carolina | | | 4-2 |
| D27 | n1 L | 78-102 | Marquette# | | | 4-3 |
| D28 | n1 W | 75-72 | Idaho State# | 20/nr | | 5-3 |
| D29 | n1 W | 79-66 | Texas Tech# | | | 6-3 |
| J3 | h W | 95-54 | Howard College | | | 7-3 |
| J5 | a L | 72-95 | Kentucky | 3/3 | | 7-4 |
| J7 | h L | 73-81 | Vanderbilt | 9/11 | | 7-5 |
| J12 | a W | 80-77 | Mississippi State | | | 8-5 |
| J14 | a W | 82-78 | Mississippi | | | 9-5 |
| J19 | a L | 74-93 | Vanderbilt | 10/10 | | 9-6 |
| J22 | a W | 81-74 | Auburn | | | 10-6 |
| J26 | a W | 84-77 | Tennessee | | | 11-6 |
| J28 | h L | 65-76 | Kentucky | 5/3 | | 11-7 |
| F2 | h W | 92-67 | Alabama | | | 12-7 |
| F4 | h W | 76-67 | Auburn (ot) | | | 13-7 |
| F9 | a L | 67-73 | Tulane | | | 13-8 |
| F11 | a W | 87-60 | Louisiana State | | | 14-8 |
| F14 | a W | 67-65 | Georgia | | | 15-8 |
| F19 | h W | 87-85 | Tennessee | | | 16-8 |
| F23 | h W | 74-60 | Georgia | | | 17-8 |
| F25 | h W | 64-57 | Florida | | | 18-8 |

n1-All-College Tournament (Oklahoma City, Okla.)

1957-58 (15-11, SEC 7-7)

Home: 12-4, Away: 1-7, Neutral: 2-0

| Date | Site | Result | Opponent | TR | OR | Rec |
|------|------|--------|-------------------|-------|----|-------|
| D3 | h W | 74-52 | Davidson | | | 1-0 |
| D5 | h W | 73-62 | Alabama | | | 2-0 |
| D7 | a L | 64-70 | South Carolina | | | 2-1 |
| D14 | h L | 64-67 | Texas Tech (ot) | | | 2-2 |
| D16 | h W | 61-59 | Baylor | | | 3-2 |
| D19 | h L | 68-69 | Georgia (ot) | | | 3-3 |
| D20 | h L | 59-70 | Virginia Tech | | | 3-4 |
| D27 | n1 W | 67-58 | Marquette | | | 4-4 |
| D28 | n1 W | 70-66 | Detroit | | | 5-4 |
| J2 | h W | 74-64 | Furman | | | 6-4 |
| J4 | a L | 60-76 | Kentucky | 10/15 | | 6-5 |
| J11 | h W | 78-61 | Mississippi State | 5/11 | | 7-5 |
| J13 | h W | 76-67 | Mississippi | | | 8-5 |
| J18 | h W | 81-60 | Vanderbilt | | | 9-5 |
| J20 | h W | 72-59 | Georgia | | | 10-5 |
| J22 | h L | 72-80 | Auburn | | | 10-6 |
| J25 | h W | 82-79 | Tennessee | 16/18 | | 11-6 |
| J27 | h W | 71-52 | Kentucky | 9/12 | | 12-6 |
| F1 | a L | 72-74 | Alabama (2 ot) | | | 12-7 |
| F3 | a L | 78-99 | Auburn | | | 12-8 |
| F8 | h W | 69-53 | Tulane | 19/nr | | 13-8 |
| F10 | h W | 88-61 | Louisiana State | 19/nr | | 14-8 |
| F18 | a L | 65-84 | Tennessee | 20/nr | | 14-9 |
| F22 | a L | 59-62 | Georgia | | | 14-10 |
| F24 | a W | 62-61 | Florida (ot) | | | 15-10 |
| M1 | a L | 59-60 | Vanderbilt | | | 15-11 |

n1-Motor City Classic (Detroit, Mich.)

1958-59 (17-9, SEC 9-5)

Home: 10-4, Away: 7-5, Neutral: 0-0

| Date | Site | Result | Opponent | TR | OR | Rec |
|------|------|--------|--------------------------|-------|----|------|
| D1 | h L | 64-72 | Georgia Teachers College | | | 0-1 |
| D4 | h W | 65-56 | Baylor | | | 1-1 |
| D6 | a L | 57-71 | Louisville | | | 1-2 |
| D11 | h W | 73-66 | Georgia | | | 2-2 |
| D13 | a W | 82-77 | Furman | | | 3-2 |
| D20 | h W | 92-62 | South Carolina | | | 4-2 |
| D22 | h W | 110-78 | Wyoming | | | 5-2 |
| D27 | a L | 79-90 | St. Louis | 16/nr | | 5-3 |
| D30 | a W | 89-76 | Alabama | | | 6-3 |
| J3 | a L | 62-72 | Kentucky | 1/1 | | 6-4 |
| J7 | a W | 66-62 | Georgia | | | 7-4 |
| J10 | a L | 67-75 | Mississippi State | 12/15 | | 7-5 |
| J12 | a W | 89-70 | Mississippi | | | 8-5 |
| J17 | h W | 80-61 | Vanderbilt | nr/19 | | 9-5 |
| J21 | a L | 55-66 | Auburn | 5/6 | | 9-6 |
| J24 | h L | 71-84 | Tennessee | | | 9-7 |
| J26 | h L | 70-94 | Kentucky | 1/1 | | 9-8 |
| J31 | h W | 66-53 | Alabama | | | 10-8 |
| F3 | h L | 40-51 | Auburn | 4/7 | | 10-9 |
| F7 | a W | 77-67 | Tulane | | | 11-9 |
| F9 | a W | 64-63 | Louisiana State | | | 12-9 |
| F14 | h W | 71-65 | Oklahoma City (3ot) | 14/19 | | 13-9 |
| F17 | h W | 59-49 | Tennessee | | | 14-9 |
| F21 | h W | 82-62 | Georgia | | | 15-9 |
| F23 | h W | 76-72 | Florida | | | 16-9 |
| F28 | a W | 71-67 | Vanderbilt | | | 17-9 |

1959-60 (22-6, SEC 11-3)

Home: 13-1, Away: 8-4, Neutral: 1-1

| Date | Site | Result | Opponent | TR | OR | Rec |
|------|------|--------|--------------------|-------|-------|------|
| D1 | a W | 59-49 | Duke | | | 1-0 |
| D3 | h W | 91-63 | Furman | | | 2-0 |
| D5 | h W | 68-56 | Louisville | | | 3-0 |
| D8 | h W | 69-53 | Alabama | na/15 | | 4-0 |
| D10 | a W | 70-64 | South Carolina | na/15 | | 5-0 |
| D19 | h W | 80-53 | NC State | na/12 | na/16 | 6-0 |
| D21 | a L | 71-80 | Southern Methodist | na/12 | | 6-1 |
| D22 | a W | 63-60 | Texas Tech | 8/8 | | 7-1 |
| D31 | a W | 83-65 | Georgia | 10/17 | | 8-1 |
| J2 | a W | 62-54 | Kentucky | 10/17 | 13/14 | 9-1 |
| J9 | h W | 82-60 | Mississippi State | 6/8 | | 10-1 |
| J11 | h W | 91-66 | Mississippi | 6/8 | | 11-1 |
| J13 | h W | 80-64 | Georgia | 6/6 | | 12-1 |
| J16 | h W | 74-66 | Vanderbilt (ot) | 6/6 | | 13-1 |
| J19 | h L | 59-66 | Auburn | 6/6 | | 13-2 |
| J23 | h W | 74-69 | Tennessee | 6/6 | | 14-2 |
| J25 | h W | 65-44 | Kentucky | 6/6 | 16/15 | 15-2 |
| J30 | a W | 60-48 | Alabama | 6/6 | | 16-2 |
| F2 | a L | 45-48 | Auburn | 6/6 | | 16-3 |
| F6 | h W | 74-55 | Tulane | 6/6 | | 17-3 |
| F8 | h W | 76-56 | Louisiana State | 6/6 | | 18-3 |
| F13 | h W | 66-53 | Georgia Southern | 6/8 | | 19-3 |
| F16 | a L | 56-57 | Tennessee | 6/8 | | 19-4 |
| F20 | a W | 69-68 | Georgia | 6/8 | | 20-4 |
| F22 | a W | 69-55 | Florida (ot) | 6/8 | | 21-4 |

| | | | | | | |
|-----|------|-------|-----------------|------|-----|------|
| F27 | a L | 57-62 | Vanderbilt | 6/8 | | 21-5 |
| M11 | n1 W | 57-54 | Ohio University | 13/8 | | 22-5 |
| M12 | n1 L | 69-86 | Ohio State | 13/8 | 3/3 | 22-6 |

n1-NCAA Midwest Regional (Freedom Hall, Louisville, Ky)

1960-61 (13-13, SEC 6-8)

Home: 9-3, Away: 3-8, Neutral: 1-2

| Date | Site | Result | Opponent | TR | OR | Rec |
|------|------|--------|------------------------|-------|-------|-------|
| D1 | h W | 74-56 | Georgia | | | 1-0 |
| D3 | h W | 80-54 | Furman | | | 2-0 |
| D9 | h W | 67-64 | Southern Methodist | na/12 | | 3-0 |
| D12 | a1 L | 65-74 | Louisville | na/12 | | 3-1 |
| D13 | n1 L | 62-67 | Utah State | 15/12 | | 3-2 |
| D17 | a L | 76-82 | NC State | 15/12 | 10/nr | 3-3 |
| D19 | h L | 48-61 | Duke | 15/12 | 7/12 | 3-4 |
| D29 | n2 W | 54-51 | Georgia | | | 4-4 |
| D30 | n2 L | 60-63 | Navy | | | 4-5 |
| J3 | h W | 85-65 | South Carolina | | | 5-5 |
| J7 | a L | 79-89 | Kentucky | | | 5-6 |
| J11 | a W | 89-80 | Georgia (ot) | | | 6-6 |
| J14 | a L | 67-69 | Mississippi | | | 6-7 |
| J16 | a L | 61-62 | Mississippi State (ot) | | | 6-8 |
| J21 | h L | 56-69 | Vanderbilt | | | 6-9 |
| J24 | a W | 48-43 | Auburn (ot) | | | 7-9 |
| J28 | a L | 60-65 | Tennessee | | | 7-10 |
| J30 | h W | 62-60 | Kentucky | | | 8-10 |
| F4 | h W | 57-49 | Alabama | | | 9-10 |
| F7 | h L | 36-38 | Auburn | | | 9-11 |
| F11 | a L | 50-63 | Louisiana State | | | 9-12 |
| F13 | a W | 81-79 | Tulane | | | 10-12 |
| F21 | h W | 60-59 | Tennessee | | | 11-12 |
| F25 | h W | 83-71 | Georgia | | | 12-12 |
| F27 | h W | 52-50 | Florida | | | 13-12 |
| M4 | a L | 59-79 | Vanderbilt | nr/18 | | 13-13 |

n1 & a1-Bluegrass Invitational (Freedom Hall, Louisville, Ky); n2-Gator Bowl Tournament (Jacksonville, Fla.)

1961-62 (10-16, SEC 4-10)

Home: 8-7, Away: 2-8, Neutral: 0-1

| Date | Site | Result | Opponent | TR | OR | Rec |
|------|------|--------|--------------------|------|----|-------|
| D1 | a L | 55-67 | Southern Methodist | | | 0-1 |
| D2 | a L | 80-84 | Rice | | | 0-2 |
| D6 | h W | 72-56 | William & Mary | | | 1-2 |
| D9 | h L | 67-70 | Georgia | | | 1-3 |
| D20 | h W | 57-44 | Baylor | | | 2-3 |
| D21 | h W | 58-57 | Missouri | | | 3-3 |
| D29 | a1 W | 72-65 | Furman | | | 4-3 |
| D30 | n1 L | 42-72 | Arkansas | | | 4-4 |
| J2 | h L | 62-64 | Navy (ot) | | | 4-5 |
| J6 | a L | 70-89 | Kentucky | 3/5 | | 4-6 |
| J11 | h W | 68-62 | Georgia | | | 5-6 |
| J13 | h L | 55-60 | Mississippi | | | 5-7 |
| J15 | h L | 56-57 | Mississippi State | 7/11 | | 5-8 |
| J20 | h W | 71-66 | Vanderbilt | | | 6-8 |
| J23 | h L | 40-52 | Auburn | | | 6-9 |
| J27 | a W | 66-65 | Tennessee (ot) | | | 7-9 |
| J29 | h L | 62-71 | Kentucky | 2/3 | | 7-10 |
| F3 | a L | 70-76 | Alabama | | | 7-11 |
| F5 | a L | 39-48 | Auburn | | | 7-12 |
| F10 | h L | 51-52 | Louisiana State | | | 7-13 |
| F12 | h W | 77-74 | Tulane (ot) | | | 8-13 |
| F17 | h W | 59-50 | Louisville | | | 9-13 |
| F20 | h W | 67-50 | Tennessee | | | 10-13 |
| F24 | a L | 61-68 | Georgia | | | 10-14 |
| F26 | a L | 75-82 | Florida (ot) | | | 10-15 |
| M3 | a L | 74-88 | Vanderbilt | | | 10-16 |

ALL-TIME SCORES

| | | | | | | |
|-----|---|---|-------|-------------------|------------|------|
| F16 | h | L | 73-78 | Louisville..... | 10/9..... | 18-4 |
| F19 | a | W | 72-60 | Tennessee..... | nr/10..... | 19-4 |
| F23 | h | W | 66-58 | Georgia (ot)..... | nr/10..... | 20-4 |
| F25 | h | W | 89-69 | Florida..... | nr/10..... | 21-4 |
| M2 | a | L | 74-75 | Vanderbilt..... | 10/12..... | 21-5 |

n1-Gator Bowl Tournament (Jacksonville, Fla.)

1963-64 (17-9, SEC 9-5)

Home: 14-0, Away: 3-8, Neutral: 0-1

SEC Runner-up

| Date | Site | Result | Opponent..... | TR..... | OR..... | Rec |
|------|------|--------|---------------|-------------------------|------------|------|
| D2 | h | W | 73-65 | Georgia..... | | 1-0 |
| D4 | h | W | 92-69 | Furman..... | | 2-0 |
| D16 | a | L | 79-84 | Rice (ot)..... | | 2-1 |
| D17 | a | L | 75-97 | Southern Methodist..... | | 2-2 |
| D21 | h | W | 96-71 | Georgetown..... | | 3-2 |
| D27 | n1 | W | 84-83 | Marquette..... | | 4-2 |
| D28 | n1 | L | 84-104 | Wisconsin..... | | 4-3 |
| D31 | h | W | 88-73 | Navy..... | | 5-3 |
| J4 | h | W | 76-67 | Kentucky..... | 1/1..... | 6-3 |
| J8 | h | W | 87-73 | South Carolina..... | | 7-3 |
| J11 | h | W | 69-54 | Mississippi..... | | 8-3 |
| J13 | h | W | 59-45 | Mississippi State..... | | 9-3 |
| J18 | a | L | 59-68 | Louisville..... | | 9-4 |
| J21 | h | W | 71-55 | Georgia..... | | 10-4 |
| J25 | a | L | 62-79 | Kentucky..... | 5/4..... | 10-5 |
| J27 | a | L | 63-83 | Tennessee..... | | 10-6 |
| F1 | a | W | 93-81 | Alabama..... | | 11-6 |
| F3 | a | W | 62-57 | Auburn..... | | 12-6 |
| F7 | h | W | 51-49 | Louisiana State..... | | 13-6 |
| F8 | h | W | 92-68 | Tulane..... | | 14-6 |
| F12 | h | W | 75-71 | Vanderbilt (ot)..... | 7/7..... | 15-6 |
| F15 | h | W | 77-73 | Florida State (ot)..... | | 16-6 |
| F18 | h | W | 47-45 | Tennessee..... | nr/17..... | 17-6 |
| F22 | a | L | 68-81 | Georgia..... | | 17-7 |
| F24 | a | L | 73-92 | Florida..... | | 17-8 |
| F29 | a | L | 89-103 | Vanderbilt..... | nr/13..... | 17-9 |

n1-Milwaukee Classic, Milwaukee, Wis.

GEORGIA TECH LEAVES SOUTHEASTERN CONFERENCE

1964-65 (14-11)

Home: 10-3, Away: 4-6, Neutral: 0-2

| Date | Site | Result | Opponent..... | TR..... | OR..... | Rec |
|------|------|--------|---------------|-------------------------|------------|-------|
| D1 | h | L | 52-60 | Auburn..... | | 0-1 |
| D3 | h | W | 83-75 | Southern Methodist..... | | 1-1 |
| D5 | h | W | 71-56 | Rice..... | | 2-1 |
| D7 | h | L | 52-66 | Tennessee..... | | 2-2 |
| D9 | a | W | 83-65 | Mississippi State..... | | 3-2 |
| D19 | a | L | 66-79 | Georgia..... | | 3-3 |
| D21 | h | W | 91-73 | William & Mary..... | | 4-3 |
| D29 | n1 | L | 71-77 | Louisville..... | | 4-4 |
| D30 | n1 | L | 90-95 | Texas Tech..... | | 4-5 |
| J2 | a | L | 68-73 | Ohio State..... | | 4-6 |
| J6 | h | W | 84-71 | Sewanee..... | | 5-6 |
| J9 | a | W | 96-85 | Furman..... | | 6-6 |
| J12 | h | L | 78-97 | Wake Forest..... | | 6-7 |
| J16 | a | W | 66-63 | Louisville..... | | 7-7 |
| J18 | h | W | 82-71 | VMi..... | | 8-7 |
| J20 | a | L | 65-72 | Florida State..... | | 8-8 |
| J23 | a | L | 48-55 | Tennessee..... | nr/13..... | 8-9 |
| J25 | h | W | 75-73 | Mississippi State..... | | 9-9 |
| J29 | h | W | 93-83 | Arkansas..... | | 10-9 |
| F3 | h | W | 93-78 | Clemson..... | | 11-9 |
| F5 | h | L | 69-82 | Phillips Oilers..... | exh | |
| F9 | h | W | 73-62 | Georgia..... | | 12-9 |
| F13 | a | L | 68-97 | NC State..... | nr/18..... | 12-10 |
| F15 | h | W | 77-76 | Florida State..... | | 13-10 |
| F20 | a | L | 66-91 | Georgia..... | | 13-11 |
| F26 | a | W | 59-54 | Auburn..... | | 14-11 |

n1-Sugar Bowl Tournament, New Orleans, La.

1965-66 (13-13)

Home: 10-4, Away: 2-8, Neutral: 1-1

| Date | Site | Result | Opponent..... | TR..... | OR..... | Rec |
|------|------|--------|---------------|-------------------------|------------|-----|
| D1 | h | W | 112-87 | Texas Christian..... | | 1-0 |
| D4 | a | L | 73-83 | Southern Methodist..... | | 1-1 |
| D6 | a | W | 96-87 | Rice..... | | 2-1 |
| D9 | h | L | 65-76 | Georgia..... | | 2-2 |
| D18 | h | L | 74-79 | Auburn..... | | 2-3 |
| D20 | h | L | 69-93 | NC State..... | nr/19..... | 2-4 |
| D22 | h | W | 92-73 | William & Mary..... | | 3-4 |
| D27 | n1 | L | 48-54 | Louisville..... | | 3-5 |
| D28 | n1 | W | 83-40 | Boston University..... | | 4-5 |
| J4 | h | W | 89-77 | Pittsburgh..... | | 5-5 |
| J6 | h | W | 87-72 | Clemson..... | | 6-5 |
| J8 | a | L | 80-96 | Wake Forest..... | | 6-6 |
| J15 | h | W | 86-73 | VMi..... | | 7-6 |
| J19 | h | W | 89-56 | Georgia..... | | 8-6 |
| J22 | a | L | 48-83 | Tennessee..... | nr/20..... | 8-7 |
| J28 | h | W | 88-75 | Arkansas..... | | 9-7 |
| J31 | a | L | 66-71 | Florida State..... | | 9-8 |

| | | | | | | |
|-----|---|---|--------|--------------------|-------|-------|
| F5 | a | W | 75-61 | Notre Dame..... | | 10-8 |
| F8 | h | W | 110-68 | Furman..... | | 11-8 |
| F12 | a | L | 93-102 | NC State..... | | 11-9 |
| F14 | h | W | 95-88 | Florida State..... | | 12-9 |
| F17 | h | W | 99-85 | Tulane..... | | 13-9 |
| F19 | a | L | 73-90 | Auburn..... | | 13-10 |
| F22 | a | L | 90-106 | Clemson..... | | 13-11 |
| F26 | a | L | 61-67 | Georgia..... | | 13-12 |
| F28 | h | L | 47-58 | Tennessee..... | | 13-13 |

n1-Hurricane Classic, Miami, Fla.

1966-67 (17-9)

Home: 12-2, Away: 4-6, Neutral: 1-1

| Date | Site | Result | Opponent..... | TR..... | OR..... | Rec |
|------|------|--------|---------------|-------------------------|------------|------|
| D1 | h | W | 87-70 | Southern Methodist..... | | 1-0 |
| D3 | h | W | 87-61 | Rice..... | | 2-0 |
| D7 | a | L | 87-89 | Georgia..... | | 2-1 |
| D19 | h | W | 93-75 | Brown..... | | 3-1 |
| D21 | h | W | 78-76 | Auburn (ot)..... | | 4-1 |
| D28 | n1 | W | 101-70 | Michigan..... | | 5-1 |
| D29 | a1 | L | 72-91 | UCLA..... | 1/1..... | 5-2 |
| D30 | n1 | L | 71-83 | Illinois..... | | 5-3 |
| J5 | h | L | 55-76 | Clemson..... | | 5-4 |
| J7 | h | L | 91-99 | Tulane..... | | 5-5 |
| J10 | a | L | 68-69 | Furman (ot)..... | | 5-6 |
| J14 | h | W | 102-85 | NC State..... | | 6-6 |
| J16 | h | W | 84-73 | Ohio State..... | | 7-6 |
| J21 | h | W | 79-53 | Georgia..... | | 8-6 |
| J24 | a | W | 88-77 | Clemson..... | | 9-6 |
| J28 | a | W | 75-68 | Florida State..... | | 10-6 |
| J30 | h | W | 91-57 | Mercer..... | | 11-6 |
| F1 | a | L | 48-59 | Tennessee..... | nr/13..... | 11-7 |
| F4 | h | W | 102-87 | Notre Dame..... | | 12-7 |
| F6 | a | W | 81-71 | Jacksonville..... | | 13-7 |
| F11 | h | W | 82-80 | North Carolina..... | 2/2..... | 14-7 |
| F15 | a | W | 87-79 | Georgia..... | | 15-7 |
| F18 | a | L | 71-74 | Tulane..... | | 15-8 |
| F22 | a | L | 61-65 | NC State..... | | 15-9 |
| F25 | h | W | 102-84 | Florida State..... | | 16-9 |
| F27 | h | W | 90-84 | Miami, Fla..... | | 17-9 |

n1, a1-Bruin Classic (Pauley Pavilion, Los Angeles, Calif.)

1967-68 (12-13)

Home: 9-4, Away: 3-6, Neutral: 0-3

| Date | Site | Result | Opponent..... | TR..... | OR..... | Rec |
|------|------|--------|---------------|-------------------------|------------|-------|
| D2 | a | W | 84-70 | Rice..... | | 1-0 |
| D4 | a | W | 77-74 | Southern Methodist..... | | 2-0 |
| D7 | h | W | 86-78 | Georgia..... | | 3-0 |
| D16 | h | L | 52-63 | Auburn..... | | 3-1 |
| D21 | h | W | 70-67 | Texas Christian..... | | 4-1 |
| D28 | n1 | L | 54-65 | Illinois..... | | 4-2 |
| D30 | n1 | L | 71-96 | Loyola-Chicago..... | | 4-3 |
| J2 | h | L | 78-79 | Yale..... | | 4-4 |
| J6 | h | W | 100-81 | Tulane..... | | 5-4 |
| J8 | a | L | 53-63 | Jacksonville..... | | 5-5 |
| J17 | h | W | 68-61 | Furman..... | | 6-5 |
| J20 | h | L | 57-73 | Florida State..... | | 6-6 |
| J22 | a | L | 55-66 | Ohio State..... | | 6-7 |
| J27 | n2 | L | 54-82 | North Carolina..... | 3/3..... | 6-8 |
| J30 | h | W | 90-70 | VMi..... | | 7-8 |
| F1 | h | W | 99-64 | Clemson..... | | 8-8 |
| F7 | a | L | 75-79 | West Virginia..... | | 8-9 |
| F10 | h | W | 97-67 | Wofford..... | | 9-9 |
| F12 | h | W | 97-77 | Jacksonville..... | | 10-9 |
| F15 | a | L | 76-89 | Georgia..... | | 10-10 |
| F17 | h | W | 60-55 | Army..... | | 11-10 |
| F20 | h | L | 69-71 | Tennessee (2ot)..... | nr/11..... | 11-11 |
| F24 | a | L | 67-72 | Florida State..... | | 11-12 |
| F28 | a | W | 80-51 | Clemson..... | | 12-12 |
| M2 | a | L | 77-88 | Tulane..... | | 12-13 |

n1-Chicago Classic (Chicago, Ill.); n2-Charlotte (N.C.) Coliseum

1968-69 (12-13)

Home: 8-4, Away: 3-8, Neutral: 1-1

| Date | Site | Result | Opponent..... | TR..... | OR..... | Rec |
|------|------|--------|---------------|-------------------------|------------|-----|
| N30 | a | L | 72-76 | Clemson..... | | 0-1 |
| D3 | h | W | 87-59 | Southern Methodist..... | | 1-1 |
| D5 | a | L | 74-84 | Georgia..... | | 1-2 |
| D17 | a | L | 59-72 | Tennessee..... | | 1-3 |
| D20 | a1 | L | 71-75 | UTEP..... | | 1-4 |
| D21 | n1 | L | 57-59 | Oklahoma City..... | | 1-5 |
| J2 | h | W | 98-77 | Tampa..... | | 2-5 |
| J6 | h | L | 62-71 | Jacksonville..... | | 2-6 |
| J8 | h | W | 72-66 | Clemson..... | | 3-6 |
| J14 | h | L | 70-101 | North Carolina..... | 2/2..... | 3-7 |
| J18 | a | W | 67-59 | Mercer..... | | 4-7 |
| J20 | h | L | 66-73 | Ohio State..... | 13/nr..... | 4-8 |
| J23 | h | W | 75-56 | Rice..... | | 5-8 |

| | | | | | | |
|-----|----|---|-------|--------------------|------------|-------|
| J25 | h | W | 85-59 | Hawaii..... | | 6-8 |
| J28 | a | W | 72-63 | Furman..... | | 7-8 |
| J30 | a | L | 52-71 | Notre Dame..... | nr/16..... | 7-9 |
| F5 | n2 | W | 87-74 | VMi..... | | 8-9 |
| F8 | a | L | 67-73 | Jacksonville..... | | 8-10 |
| F10 | h | W | 88-67 | Air Force..... | | 9-10 |
| F13 | h | W | 73-66 | Georgia..... | | 10-10 |
| F15 | h | W | 90-79 | Tulane..... | | 11-10 |
| F18 | a | W | 84-76 | Florida State..... | | 12-10 |
| F22 | h | L | 80-98 | Florida State..... | | 12-11 |
| F24 | a | L | 85-87 | Auburn..... | | 12-12 |
| M1 | a | L | 77-80 | Tulane..... | | 12-13 |

n1, a1-Sun Bowl Tournament (El Paso, Texas); n2 - Salem, Va.

1969-70 (17-10)

Home: 10-2, Away: 4-6, Neutral: 3-2

| Date | Site | Result | Opponent..... | TR..... | OR..... | Rec..... |
|------|------|--------|---------------|-------------------------|---------|----------|
| D1 | h | W | 72-49 | Virginia..... | | 1-0 |
| D3 | h | W | 92-80 | Georgia..... | | 2-0 |
| D6 | h | W | 68-54 | Oklahoma City..... | | 3-0 |
| D9 | a | W | 87-57 | Rice..... | | 4-0 |
| D10 | a | L | 66-77 | Southern Methodist..... | | 4-1 |
| D22 | h | W | 97-76 | Samford..... | | 5-1 |
| D27 | a1 | L | 90-121 | UCLA..... | 2/2 | 5-2 |
| D29 | n1 | L | 65-87 | Indiana..... | | 5-3 |
| J5 | h | W | 100-71 | Southern Illinois..... | | 6-3 |
| J7 | h | W | 96-84 | Clemson..... | | 7-3 |
| J10 | h | W | 78-72 | Tulane..... | | 8-3 |
| J15 | h | W | 88-61 | Furman..... | | 9-3 |
| J17 | h | W | 86-74 | Auburn..... | | 10-3 |
| J19 | a | L | 78-88 | Clemson..... | | 10-4 |
| J24 | h | L | 83-89 | Florida State..... | 18/nr | 10-5 |
| J26 | a | L | 71-74 | Ohio State..... | | 10-6 |
| J31 | a | W | 51-48 | Air Force..... | | 11-6 |
| F4 | a | L | 69-74 | Georgia..... | | 11-7 |
| F9 | a | W | 92-62 | Pittsburgh..... | | 12-7 |
| F13 | n2 | W | 89-77 | NC State..... | 5/6 | 13-7 |
| F14 | n2 | W | 104-95 | North Carolina..... | 10/8 | 14-7 |
| F17 | h | W | 101-62 | Georgia State..... | | 15-7 |
| F21 | a | L | 80-97 | Florida State..... | 8/11 | 15-8 |
| F23 | a | W | 86-76 | Tulane..... | | 16-8 |
| F26 | h | L | 81-86 | Jacksonville..... | 6/6 | 16-9 |
| M13 | n3 | W | 78-68 | Duquesne..... | | 17-9 |
| M16 | n3 | L | 55-56 | St. John's..... | | 17-10 |

ALL-TIME SCORES

1971-72 (6-20)

Home: 6-5, Away: 0-11, Neutral: 0-4

| Date | Site | Result | Opponent | TR | OR | Rec |
|------|------|--------|----------|--------------------|-------|------|
| D1 | h | L | 55-63 | Ohio State | 4/4 | 0-1 |
| D11 | h | L | 62-76 | Auburn | | 0-2 |
| D18 | a | L | 70-93 | SMU | | 0-3 |
| D20 | h | W | 83-71 | William & Mary | | 1-3 |
| D22 | h | W | 108-91 | Furman | | 2-3 |
| D29 | n1 | L | 66-91 | Davidson | | 2-4 |
| D30 | n1 | L | 64-91 | Rutgers | | 2-5 |
| J5 | h | L | 57-66 | Clemson | | 2-6 |
| J8 | h | L | 85-90 | Alabama | | 2-7 |
| J12 | a | L | 74-87 | Rice | | 2-8 |
| J17 | h | W | 82-62 | Notre Dame | | 3-8 |
| J20 | h | W | 94-78 | Tulane | | 4-8 |
| J22 | h | L | 69-71 | Florida State | | 4-9 |
| J25 | a | L | 68-99 | Alabama | | 4-10 |
| J29 | a | L | 70-83 | Clemson | | 4-11 |
| F2 | h | W | 82-78 | Georgia | | 5-11 |
| F5 | a | L | 53-75 | Air Force | | 5-12 |
| F7 | a | L | 65-93 | Kansas | | 5-13 |
| F11 | n2 | L | 70-87 | NC State | | 5-14 |
| F12 | n2 | L | 73-118 | North Carolina | 3/3 | 5-15 |
| F15 | a | L | 77-91 | Auburn | | 5-16 |
| F19 | a | L | 50-108 | Florida State | 14/11 | 5-17 |
| F23 | a | L | 66-87 | North Carolina | 5/3 | 5-18 |
| F26 | h | W | 80-74 | Randolph-Macon | | 6-18 |
| F28 | a | L | 74-78 | Tulane | | 6-19 |
| M2 | h | W | 88-87 | Athletes In Action | | exh |
| M7 | a | L | 78-93 | Georgia | | 6-20 |

n1-Charlotte Invitational (Charlotte Coliseum, Charlotte, N.C.); n2-North-South Doubleheader (Charlotte Coliseum, Charlotte, N.C.)

1972-73 (7-18)

Home: 6-7, Away: 1-8, Neutral: 0-3

| Date | Site | Result | Opponent | TR | OR | Rec |
|------|------|--------|----------|----------------|-------|------|
| N25 | h | W | 90-83 | Auburn | | 1-0 |
| N28 | a | L | 77-86 | Clemson | | 1-1 |
| D11 | a | L | 73-89 | Alabama | | 1-2 |
| D16 | a | L | 69-78 | Florida | | 1-3 |
| D18 | a | L | 60-63 | William & Mary | | 1-4 |
| D22 | h | L | 68-69 | Tulane | | 1-5 |
| D29 | a1 | L | 55-90 | Maryland | 2/4 | 1-6 |
| D30 | n1 | L | 87-102 | Bowling Green | | 1-7 |
| J6 | h | W | 85-82 | Hawaii (ot) | | 2-7 |
| J8 | h | W | 69-65 | Rice | | 3-7 |
| J15 | h | L | 79-85 | Ohio State | | 3-8 |
| J22 | h | L | 83-89 | Alabama | 11/16 | 3-9 |
| J27 | h | W | 88-86 | Duke | | 4-9 |
| J31 | a | L | 78-87 | Georgia | | 4-10 |
| F3 | h | L | 57-74 | Clemson | | 4-11 |
| F5 | h | L | 85-87 | Florida (ot) | | 4-12 |
| F9 | n2 | L | 72-107 | North Carolina | 6/6 | 4-13 |
| F10 | n2 | L | 94-118 | NC State | 2/2 | 4-14 |
| F17 | h | L | 70-81 | Stetson | | 4-15 |
| F19 | h | W | 81-66 | UNC Charlotte | | 5-15 |
| F26 | a | L | 69-79 | Auburn | | 5-16 |
| F28 | h | L | 82-102 | Oklahoma City | | 5-17 |
| M2 | a | W | 87-83 | Tulane | | 6-17 |
| M6 | h | W | 77-67 | Georgia | | 7-17 |
| M10 | a | L | 73-77 | Georgia State | | 7-18 |

n1, a1-Maryland Invitational (Cole Field House, College Park, Md.); n2-North-South Doubleheader (Charlotte Coliseum, Charlotte, N.C.)

Dwane Morrison

South Carolina '54

Record: 91-122 (.427)

1974-1981 (8 seasons)



1973-74 (5-21)

Home: 4-10, Away: 1-7, Neutral: 0-4

| Date | Site | Result | Opponent | TR | OR | Rec |
|------|------|--------|----------|----------------------|-------|------|
| N30 | h | L | 64-88 | Alabama | 18/na | 0-1 |
| D13 | h | L | 86-88 | Auburn | | 0-2 |
| D15 | a | L | 61-63 | Clemson | | 0-3 |
| D18 | h | L | 77-85 | Mississippi State | | 0-4 |
| D27 | n1 | L | 80-108 | Baylor | | 0-5 |
| D28 | n1 | L | 95-101 | Yale | | 0-6 |
| J4 | h | L | 68-70 | Florida | | 0-7 |
| J4 | h | W | 73-69 | Wisconsin-LaCrosse | | 1-7 |
| J7 | a | L | 71-89 | Ohio State | | 1-8 |
| J10 | h | W | 70-62 | St. Bernard | | 2-8 |
| J12 | h | W | 82-76 | Newberry | | 3-8 |
| J16 | h | L | 66-75 | Georgia | | 3-9 |
| J19 | a | L | 90-96 | Tulane | | 3-10 |
| J23 | a | L | 74-79 | Alabama | 9/10 | 3-11 |
| J28 | h | L | 85-102 | Mercer | | 3-12 |
| J31 | h | L | 86-98 | Southern Mississippi | | 3-13 |

| | | | | | | |
|-----|----|---|--------|----------------|-------|------|
| F2 | h | W | 73-61 | Georgia State | | 4-13 |
| F8 | n2 | L | 54-98 | NC State | 2/2 | 4-14 |
| F9 | n2 | L | 70-108 | North Carolina | 4/4 | 4-15 |
| F13 | h | L | 73-82 | South Carolina | 14/14 | 4-16 |
| F16 | a | L | 60-70 | Duke | | 4-17 |
| F20 | h | L | 70-71 | Tulane | | 4-18 |
| F23 | a | L | 71-94 | Oklahoma City | | 4-19 |
| F27 | a | L | 70-92 | Auburn | | 4-20 |
| M2 | h | L | 58-71 | Clemson | | 4-21 |
| M7 | a | W | 97-95 | Georgia (ot) | | 5-21 |

n1-Old Dominion Invitational (The Scope, Norfolk, Va.); n2-North-South Doubleheader (Charlotte Coliseum, Charlotte, N.C.)

1974-75 (11-15)

Home: 8-5, Away: 2-8, Neutral: 1-2

| Date | Site | Result | Opponent | TR | OR | Rec |
|------|------|--------|----------|-----------------------|-------|-------|
| N29 | a | L | 67-86 | Georgia | | 0-1 |
| D9 | a | L | 76-91 | Alabama | 11/na | 0-2 |
| D13 | h | W | 80-74 | Georgia State | | 1-2 |
| D17 | a | L | 86-94 | Southern Mississippi | | 1-3 |
| D19 | a | W | 64-61 | Mississippi State | | 2-3 |
| D23 | a | L | 67-75 | Ohio State | | 2-4 |
| D27 | a1 | L | 67-105 | Maryland | 5/7 | 2-5 |
| D28 | n1 | W | 70-61 | St. Bonaventure (ot) | | 3-5 |
| J2 | a | L | 69-90 | Florida | | 3-6 |
| J4 | a | W | 70-68 | Mercer | | 4-6 |
| J10 | h | W | 73-72 | Boston University | | 5-6 |
| J15 | h | L | 75-87 | Auburn | | 5-7 |
| J17 | h | W | 75-74 | Wofford | | 6-7 |
| J22 | h | L | 80-97 | Alabama | 6/6 | 6-8 |
| J24 | h | W | 89-84 | Presbyterian (ot) | | 7-8 |
| J28 | h | L | 73-80 | Pan American | | 7-9 |
| J31 | h | W | 91-80 | Mercer | | 8-9 |
| F3 | h | W | 78-75 | Samford (ot) | | 9-9 |
| F7 | n2 | L | 66-101 | NC State | 6/6 | 9-10 |
| F8 | n2 | L | 81-111 | North Carolina | 12/11 | 9-11 |
| F11 | h | W | 89-82 | College of Charleston | | 10-11 |
| F19 | h | L | 69-85 | Clemson | 16/nr | 10-12 |
| F22 | a | L | 86-107 | Duke | | 10-13 |
| F24 | h | W | 74-69 | Tulane | | 11-13 |
| M1 | a | L | 47-58 | South Carolina | | 11-14 |
| M5 | h | L | 73-77 | Georgia | | 11-15 |

n1, a1-Maryland Invitational (Cole Field House, College Park, Md.); n2-North-South Doubleheader (Charlotte Coliseum, Charlotte, N.C.)

GEORGIA TECH ENTERS METRO CONFERENCE

1975-76 (13-14, Metro 0-1)

Home: 9-4, Away: 0-6, Neutral: 4-4

| Date | Site | Result | Opponent | TR | OR | Rec |
|------|------|--------|----------|-----------------------|-------|-------|
| N28 | h | W | 59-57 | Georgia | | 1-0 |
| D8 | a | L | 53-68 | VMU | | 1-1 |
| D10 | a | L | 65-93 | Maryland | 2/3 | 1-2 |
| D16 | h | W | 85-60 | Davidson | | 2-2 |
| D19 | a1 | L | 64-66 | Kentucky | 20/nr | 2-3 |
| D20 | n1 | L | 70-85 | Arizona State | 19/18 | 2-4 |
| D29 | a2 | W | 98-81 | Furman | | 3-4 |
| D30 | n2 | L | 87-94 | Rutgers | 14/16 | 3-5 |
| J3 | n3 | W | 72-68 | Davidson | | 4-5 |
| J6 | a | L | 63-69 | Georgia | | 4-6 |
| J9 | h | L | 71-91 | Duke | | 4-7 |
| J13 | h | W | 79-54 | East Tennessee State | | 5-7 |
| J17 | a | L | 58-59 | Tulane | | 5-8 |
| J21 | h | L | 62-69 | Georgia State | | 5-9 |
| J24 | h | W | 71-61 | Newberry | | 6-9 |
| J26 | h | L | 44-55 | Marquette | 3/2 | 6-10 |
| J29 | h | W | 87-61 | Presbyterian | | 7-10 |
| F2 | h | W | 66-56 | VMU | | 8-10 |
| F6 | n4 | L | 74-79 | North Carolina | 4/3 | 8-11 |
| F7 | n4 | W | 78-67 | NC State | 10/10 | 9-11 |
| F11 | a | L | 51-72 | Auburn | | 9-12 |
| F19 | h | W | 65-60 | Southern Mississippi | | 10-12 |
| F21 | h | W | 58-56 | The Citadel | | 11-12 |
| F23 | h | L | 55-63 | South Carolina | | 11-13 |
| F28 | h | W | 91-52 | College of Charleston | | 12-13 |
| M4 | n5 | W | 74-68 | Tulane | | 13-13 |
| M5 | n5 | L | 60-71 | Cincinnati | 13/18 | 13-14 |

n1, a1-Kentucky Invitational (Memorial Coliseum, Lexington, Ky.); n2, a2-Poinsettia Tournament (Greenville, S.C.); n3-Charlotte Coliseum, Charlotte, N.C.; n4-North-South Doubleheader (Charlotte Coliseum, Charlotte, N.C.); n5-Metro Tournament (Freedom Hall, Louisville, Ky.)

1976-77 (18-10, Metro 3-3)

Home: 12-1, Away: 3-5, Neutral: 3-4

| Date | Site | Result | Opponent | TR | OR | Rec |
|------|------|--------|----------|------------------|----|-----|
| N26 | a | W | 64-43 | Georgia | | 1-0 |
| D10 | n1 | L | 72-88 | Idaho State | | 1-1 |
| D11 | n1 | W | 80-79 | Columbia | | 2-1 |
| D13 | h | W | 74-72 | St. Francis, Pa. | | 3-1 |
| D15 | h | W | 59-44 | Davidson | | 4-1 |

| | | | | | | |
|-----|----|---|-------|-----------------------|-------|-------|
| D18 | h | W | 62-54 | East Tennessee State | | 5-1 |
| D22 | a | L | 57-64 | Tulane | | 5-2 |
| J3 | a | L | 45-63 | Marquette | 12/14 | 5-3 |
| J5 | h | W | 97-76 | College of Charleston | | 6-3 |
| J8 | a | L | 69-98 | Clemson | 16/15 | 6-4 |
| J10 | h | W | 74-54 | Georgia State | | 7-4 |
| J14 | h | W | 71-59 | St. Louis | | 8-4 |
| J17 | h | W | 89-82 | Memphis State | 18/nr | 9-4 |
| J22 | a | W | 63-59 | The Citadel | | 10-4 |
| J27 | h | L | 51-60 | Georgia | | 10-5 |
| J29 | h | W | 89-62 | Tulane | | 11-5 |
| J31 | h | W | 81-37 | Wofford | | 12-5 |
| F4 | n2 | L | 74-97 | North Carolina | 13/12 | 12-6 |
| F5 | n2 | L | 71-81 | NC State | | 12-7 |
| F9 | h | W | 82-63 | Presbyterian | | 13-7 |
| F12 | a | L | 73-84 | Cincinnati | 12/11 | 13-8 |
| F15 | h | W | 90-64 | The Citadel | | 14-8 |
| F19 | a | W | 47-45 | South Carolina | | 15-8 |
| F21 | h | W | 63-57 | UNC-Wilmington | | 16-8 |
| F25 | a | L | 80-91 | Louisville | 10/10 | 16-9 |
| M3 | n3 | W | 72-67 | Florida State | | 17-9 |
| M4 | n3 | W | 56-55 | Louisville | 10/9 | 18-9 |
| M5 | n3 | L | 61-74 | Cincinnati | 14/20 | 18-10 |

n1-Marshall Invitational (Huntington, W.Va.); n2-North-South Doubleheader (Charlotte Coliseum, Charlotte, N.C.); n3-Metro Tournament (Memphis, Tenn.)

1977-78 (15-12, Metro 6-6)

Home: 10-3, Away: 2-8, Neutral: 3-1

| Date | Site | Result | Opponent | TR | OR | Rec |
|------|------|--------|----------|----------------------|-------|-------|
| N25 | h | W | 75-58 | Georgia | | 1-0 |
| N28 | h | W | 77-67 | UNC-Wilmington | | 2-0 |
| N30 | h | W | 84-69 | Troy State | | 3-0 |
| D3 | h | W | 82-55 | Georgia State | | 4-0 |
| D13 | h | W | 94-54 | DePaul | | 5-0 |
| D16 | n1 | W | 64-57 | Oregon | | 6-0 |
| D17 | a1 | L | 63-65 | Dayton | | 6-1 |
| D21 | a | L | 78-79 | Davidson | | 6-2 |
| D28 | n2 | W | 73-67 | St. John's | | 7-2 |
| D29 | a2 | L | 63-65 | Maryland | 14/14 | 7-3 |
| J2 | h | W | 59-56 | Cincinnati | 11/11 | 8-3 |
| J9 | h | W | 94-65 | Southern Mississippi | | 9-3 |
| J11 | a | L | 64-68 | Georgia | | 9-4 |
| J14 | a | L | 84-90 | Louisville | 9/8 | 9-5 |
| J16 | a | W | 75-70 | Tulane | | 10-5 |
| J21 | a | W | 92-79 | St. Louis | | 11-5 |
| J24 | h | L | 62-65 | Memphis State | | 11-6 |
| J28 | h | W | 57-49 | St. Louis | | 12-6 |
| F1 | h | L | 72-77 | Auburn | | 12-7 |
| F9 | a | L | 67-75 | Cincinnati | | 12-8 |
| F11 | h | W | 63-58 | Tulane | | 13-8 |
| F14 | h | W | 69-59 | Louisville | | 14-8 |
| F18 | a | L | 59-61 | Memphis State | 12/10 | 14-9 |
| F21 | a | L | 72-78 | Florida State | 12/10 | 14-10 |
| F25 | h | L | 82-85 | Florida State | 12/10 | 14-11 |
| M2 | n3 | W | 39-38 | Cincinnati | nr/18 | 15-11 |
| M3 | n3 | L | 69-71 | Florida State | nr/18 | 15-12 |

n1, a1-Dayton Invitational (Dayton Arena, Dayton, Ohio); n2-Maryland Inv

ALL-TIME SCORES

GEORGIA TECH ENTERS ATLANTIC COAST CONFERENCE (1979-PRESENT)

(members - Clemson, Duke, Georgia Tech, Maryland, North Carolina, NC State, Virginia, Wake Forest)

1979-80 (8-18, ACC 1-13/8th)

Home: 7-7, Away: 0-9, Neutral: 1-2

| Date | Site | Result | Opponent | TR | OR | Rec |
|------|------|--------|--------------------|-------|----|------|
| D1 | a | L | Virginia | 13/13 | | 0-1 |
| D12 | h | W | Presbyterian | | | 1-1 |
| D15 | a | L | Georgia | | | 1-2 |
| D17 | h | W | Wofford | | | 2-2 |
| D19 | a | L | Maryland | | | 2-3 |
| D21 | n1 | W | Alabama | | | 3-3 |
| D22 | n1 | L | Virginia Tech | | | 3-4 |
| D29 | a | L | NC State | | | 3-5 |
| J3 | h | L | Maryland | | | 3-6 |
| J5 | h | L | Clemson | | | 3-7 |
| J7 | a | L | Duke | 1/1 | | 3-8 |
| J9 | h | W | Western Carolina | | | 4-8 |
| J12 | h | L | Troy State | | | 4-9 |
| J14 | a1 | L | North Carolina | 15/15 | | 4-10 |
| J19 | a2 | L | Boston College | | | 4-11 |
| J21 | h | L | Duke | 5/5 | | 4-12 |
| J26 | h | L | Wake Forest | | | 4-13 |
| J31 | a | L | Clemson | 16/17 | | 4-14 |
| F2 | h | W | Seton Hall | | | 5-14 |
| F6 | a | L | NC State | | | 5-15 |
| F9 | h | W | Virginia | 18/nr | | 6-15 |
| F11 | h | L | North Carolina | 11/11 | | 6-16 |
| F16 | a | L | Wake Forest | | | 6-17 |
| F18 | h | W | Georgia | | | 7-17 |
| F21 | h | W | West Virginia Tech | | | 8-17 |
| F28 | n2 | L | Maryland (ot) | 7/7 | | 8-18 |

n1-Roanoke Times & World-News Holiday Classic (Roanoke (Va.) Civic Center; a1-Greensboro (N.C.) Coliseum; a2-Boston Garden, Boston, Mass.; n2-ACC Tournament (Greensboro [N.C.] Coliseum)

1980-81 (4-23, ACC 0-14/8th)

Home: 4-12, Away: 0-8, Neutral: 0-3

| Date | Site | Result | Opponent | TR | OR | Rec |
|------|------|--------|-------------------------|-------|----|------|
| N28 | h | L | Western Carolina | | | 0-1 |
| D1 | h | W | Flagler | | | 1-1 |
| D2 | h | W | University of the South | | | 2-1 |
| D6 | h | L | Georgia | | | 2-2 |
| D17 | h | W | Presbyterian | | | 3-2 |
| D20 | h | L | Wofford | | | 3-3 |
| D23 | h | L | Maryland | 9/9 | | 3-4 |
| D26 | n1 | L | Purdue | | | 3-5 |
| D27 | n1 | L | Jacksonville | | | 3-6 |
| D30 | a | L | Georgia | | | 3-7 |
| J3 | a | L | Wake Forest | 8/8 | | 3-8 |
| J7 | h1 | L | Clemson | 20/20 | | 3-9 |
| J10 | a | L | NC State | | | 3-10 |
| J12 | h | W | Newberry | | | 4-10 |
| J17 | h | L | Virginia | 2/2 | | 4-11 |
| J21 | a | L | Clemson | 19/nr | | 4-12 |
| J24 | a | L | North Carolina | 17/18 | | 4-13 |
| J28 | h | L | NC State | | | 4-14 |
| J31 | a | L | Maryland | 14/13 | | 4-15 |
| F4 | h | L | Duke | | | 4-16 |
| F7 | h | L | Wake Forest | 8/8 | | 4-17 |
| F11 | h | L | Troy State | | | 4-18 |
| F14 | h | L | Baptist | | | 4-19 |
| F16 | a | L | Georgia | 1/1 | | 4-20 |
| F21 | a | L | Duke | | | 4-21 |
| F25 | h | L | North Carolina | 11/10 | | 4-22 |
| M5 | n2 | L | Virginia | 4/4 | | 4-23 |

h1-The Omni, Atlanta, Ga.; n1-Gator Bowl Tournament (Jacksonville, Fla.); n2-ACC Tournament (Capital Centre, Landover, Md.)

Bobby Cremins

South Carolina '70

Record: 354-237 (.599)

1982-2000 (19 seasons)



1981-82 (10-16, ACC 3-11/8th)

Home: 8-5, Away: 2-7, Neutral: 0-4

| Date | Site | Result | Opponent | TR | OR | Rec |
|------|------|--------|-------------------------|-------|----|-------|
| N30 | h | W | Presbyterian | | | 1-0 |
| D2 | h | W | University of the South | | | 2-0 |
| D4 | a | L | Georgia | | | 2-1 |
| D16 | h | W | West Chester State | | | 3-1 |
| D18 | n2 | L | UTEP | | | 3-2 |
| D19 | n2 | L | Oklahoma State | | | 3-3 |
| D23 | a | W | Maryland | | | 4-3 |
| D28 | n1 | L | Georgia | | | 4-4 |
| J2 | h | L | Wake Forest | nr/20 | | 4-5 |
| J6 | h | L | Clemson | | | 4-6 |
| J9 | h | L | NC State | 15/15 | | 4-7 |
| J13 | h | W | Flagler | | | 5-7 |
| J16 | a | L | Virginia | 3/2 | | 5-8 |
| J20 | a | L | Clemson | | | 5-9 |
| J23 | h1 | L | North Carolina | 1/1 | | 5-10 |
| J26 | a | L | NC State | 17/17 | | 5-11 |
| J30 | h | W | Maryland | | | 6-11 |
| F3 | a | L | Duke | | | 6-12 |
| F6 | a1 | L | Wake Forest | 13/16 | | 6-13 |
| F10 | h | W | Francis Marion | | | 7-13 |
| F13 | a | W | Georgia Southern | | | 8-13 |
| F15 | h | L | Georgia | 1/1 | | 8-14 |
| F20 | h | W | Duke | | | 9-14 |
| F24 | a | L | North Carolina | 2/2 | | 9-15 |
| F27 | h | W | Georgia State | | | 10-15 |
| M4 | n3 | L | North Carolina | 1/1 | | 10-16 |

h1, n1-The Omni, Atlanta, Ga.; n2-Sun Bowl Tournament (El Paso, Texas); a1-Greensboro (N.C.) Coliseum; n3-ACC Tournament (Greensboro [N.C.] Coliseum)

1982-83 (13-15, ACC 4-10/6th)

Home: 12-3, Away: 0-9, Neutral: 1-3

| Date | Site | Result | Opponent | TR | OR | Rec |
|------|------|--------|-------------------------|-------|----|-------|
| N29 | h | W | Wofford | | | 1-0 |
| D2 | h | W | St. Francis, N.Y. | | | 2-0 |
| D4 | n1 | L | Georgia | | | 2-1 |
| D13 | h | W | University of the South | | | 3-1 |
| D15 | h | W | Alabama A&M | | | 4-1 |
| D18 | a | L | Oklahoma | | | 4-2 |
| J4 | n2 | L | Iona | | | 4-3 |
| J8 | a | L | Wake Forest | | | 4-4 |
| J11 | h | W | Clemson | | | 5-4 |
| J13 | h | W | South Carolina State | | | 6-4 |
| J15 | a | L | NC State | 19/19 | | 6-5 |
| J17 | h1 | L | Georgia | 2/2 | | 6-6 |
| J19 | h | W | Georgia State | | | 7-6 |
| J24 | a | L | Clemson | | | 7-7 |
| J26 | h | W | Francis Marion | | | 8-7 |
| J29 | a1 | L | North Carolina | 3/3 | | 8-8 |
| F2 | h | L | NC State | | | 8-9 |
| F5 | a | L | Maryland | | | 8-10 |
| F9 | h | W | Duke | | | 9-10 |
| F12 | h | W | Wake Forest | | | 10-10 |
| F14 | a | L | Georgia | 3/2 | | 10-11 |
| F16 | a | L | South Carolina | | | 10-12 |
| F21 | h | W | Appalachian State | | | 11-12 |
| F23 | h | W | Maryland | | | 12-12 |
| F26 | a | L | Duke | | | 12-13 |
| M2 | h1 | L | North Carolina | 8/10 | | 12-14 |
| M11 | n3 | W | Maryland | | | 13-14 |
| M12 | n3 | L | Georgia | 2/2 | | 13-15 |

h1, n1-The Omni, Atlanta, Ga.; n2-Brendan Byrne Arena, East Rutherford, N.J.; n3-ACC Tournament (The Omni, Atlanta, Ga.); a1-Greensboro (N.C.) Coliseum

1983-84 (18-11, ACC 6-8/T-5th)

Home: 13-2, Away: 1-7, Neutral: 4-2

National Invitation Tournament

| Date | Site | Result | Opponent | TR | OR | Rec |
|------|------|--------|----------------------|-------|----|-----|
| N21 | h | W | Marathon Oil | | | exh |
| N28 | h | W | Alabama A&M | | | 1-0 |
| D2 | n1 | L | Georgia | 13/na | | 1-1 |
| D12 | h | W | Flagler | | | 2-1 |
| D16 | n2 | W | Pepperdine | | | 3-1 |
| D17 | n2 | W | Central Michigan | | | 4-1 |
| D28 | n3 | W | Nebraska | | | 5-1 |
| D29 | n3 | W | Alabama | | | 6-1 |
| J4 | h | W | Appalachian State | | | 7-1 |
| J7 | h | W | Wake Forest | 8/9 | | 8-1 |
| J9 | h | W | South Carolina State | | | 9-1 |

| | | | | | | |
|-----|----|---|------------------------|-------|--|-------|
| J11 | a | L | Clemson | | | 9-2 |
| J15 | h | W | NC State | | | 10-2 |
| J16 | h | W | Augusta | | | 11-2 |
| J19 | h | W | Wofford | | | 12-2 |
| J23 | h | W | Virginia (3ot) | | | 13-2 |
| J26 | h | W | Clemson | | | 14-2 |
| J28 | a | L | North Carolina | 1/1 | | 14-3 |
| J30 | h | L | Duke | | | 14-4 |
| F2 | a | L | Wake Forest (ot) | 18/nr | | 15-5 |
| F4 | h | W | Maryland (2ot) | 18/nr | | 15-5 |
| F7 | a | L | Virginia | 18/nr | | 15-6 |
| F12 | a | L | NC State | 18/nr | | 15-7 |
| F16 | h | W | South Carolina | | | 16-7 |
| F20 | h | W | Maryland-Eastern Shore | | | 17-7 |
| F23 | a | L | Maryland | | | 17-8 |
| F25 | a | W | Duke | 14/19 | | 18-8 |
| F29 | h1 | L | North Carolina | 1/1 | | 18-9 |
| M9 | n4 | L | Duke | 16/nr | | 18-10 |
| M10 | a1 | L | Virginia Tech | | | 18-11 |

n1, h1-The Omni, Atlanta, Ga.; n2-Casaba Club Classic (A.G. Spanos Center, Stockton, Calif.); n3-Cotton States Classic (The Omni, Atlanta, Ga.); n4-ACC Tournament (Greensboro [N.C.] Coliseum); a1-National Invitation Tournament (Cassell Coliseum, Blacksburg, Va.)

1984-85 (27-8, ACC 9-5/T-1st)

Home: 13-2, Away: 5-4, Neutral: 9-2

ACC Champions • NCAA East Finalist

| Date | Site | Result | Opponent | TR | OR | Rec |
|------|------|--------|------------------------|-------|-------|------|
| N17 | h | W | Marathon Oil (ot) | | | exh |
| N24 | h | W | Baptist | 18/nr | | 1-0 |
| N27 | h | W | Tennessee-Chattanooga | 18/nr | | 2-0 |
| N30 | h | W | Tennessee Tech | 18/nr | | 3-0 |
| D11 | n1 | L | Georgia | 12/14 | | 3-1 |
| D15 | a | W | NC State | 12/14 | 9/8 | 4-1 |
| D18 | h | W | North Carolina A&T | 13/13 | | 5-1 |
| D21 | h | W | Augusta | 13/13 | | 6-1 |
| D26 | n2 | W | Arkansas | 10/13 | | 7-1 |
| D27 | n2 | W | Washington | 10/13 | 11/12 | 8-1 |
| D28 | n2 | W | Maryland | 10/13 | nr/20 | 9-1 |
| J3 | h | W | Maryland-Eastern Shore | 8/7 | | 10-1 |
| J5 | a | L | Wake Forest | 8/7 | | 10-2 |
| J8 | h | L | Clemson | 9/10 | | 10-3 |
| J14 | a | W | UNC Charlotte | 9/10 | | 11-3 |
| J17 | h | W | Monmouth, N.J. | 17/15 | | 12-3 |
| J21 | h | W | Virginia | 17/15 | | 13-3 |
| J23 | a | W | Clemson | 16/17 | | 14-3 |
| J27 | a | W | North Carolina | 16/17 | 8/9 | 15-3 |
| J30 | h | L | NC State | 8/9 | | 15-4 |
| F2 | a | W | Maryland | 8/9 | 17/17 | 16-4 |
| F6 | h | W | Duke | 10/7 | 5/5 | 17-4 |
| F10 | h | W | Wake Forest | 10/7 | | 18-4 |
| F16 | a | L | Georgia | 6/5 | | 18-5 |
| F19 | h | W | Maryland | 8/9 | nr/19 | 19-5 |
| F23 | a | L | Duke | 8/9 | 6/5 | 19-6 |
| F27 | h1 | W | North Carolina | 10/13 | 8/11 | 20-6 |
| M2 | h | W | St. Louis | 10/13 | | 21-6 |
| M3 | a | L | Oklahoma | 10/13 | 6/6 | 21-7 |
| M8 | n3 | W | Virginia | 9/11 | | 22-7 |
| M9 | n3 | W | Duke | 9/11 | 7/9 | 23-7 |
| M10 | n3 | W | North Carolina | 9/11 | 6/7 | 24-7 |
| M15 | n4 | W | Mercer | 6/6 | | 25-7 |
| M17 | n4 | W | Syracuse | 6/6 | 15/15 | 26-7 |
| M21 | n5 | W | Illinois | 6/6 | 12/10 | 27-7 |
| M23 | n5 | L | Georgetown | 6/6 | 1/1 | 27-8 |

h1, n1-The Omni, Atlanta, Ga.; n2-Rainbow Classic (Blaisdell Center, Honolulu HI.); n3-ACC Tournament (The Omni); n4-NCAA East First & Second Rounds (The Omni); n5-NCAA East Regional (Providence, R.I., Civic Center)

1985-86 (27-7, ACC 11-3/2nd)

Home: 10-2, Away: 7-2, Neutral: 10-3

ACC Tournament Finalist

NCAA Southeast Regional Semifinalist

| Date | Site | Result | Opponent | TR | OR | Rec |
|------|------|--------|-----------------------|------|------|------|
| N11 | h | W | Australian National | | | exh |
| N25 | h | W | USC-Aiken | 2/na | | 1-0 |
| N30 | n2 | L | Michigan | 2/na | 3/na | 1-1 |
| D2 | a | W | St. Louis | 2/na | | 2-1 |
| D4 | a | W | Tennessee-Chattanooga | 5/4 | | 3-1 |
| D7 | n1 | W | Georgia | 5/4 | | 4-1 |
| D17 | h | W | Old Dominion | 7/7 | | 5-1 |
| D20 | n3 | W | Texas A&M | 7/7 | | 6-1 |
| D21 | n3 | W | Jacksonville | 7/7 | | 7-1 |
| D27 | n4 | W | Texas | 7/6 | | 8-1 |
| D28 | n4 | W | Navy | 7/6 | | 9-1 |
| D30 | h | W | Richmond | 7/6 | | 10-1 |
| J4 | a | W | Virginia | 6/6 | | 11-1 |
| J8 | h | W | Wake Forest | 5/5 | | 12-1 |
| J9 | n5 | W | Rutgers | 5/5 | | 13-1 |
| J11 | h | W | Maryland | 5/5 | | 14-1 |
| J18 | a | W | Clemson | 5/5 | | 15-1 |
| J21 | h | W | Duke | 4/3 | 2/2 | 16-1 |
| J25 | a | L | North Carolina | 4/3 | 1/1 | 16-2 |
| J29 | a | W | NC State | 3/3 | | 17-2 |

ALL-TIME SCORES

| | | | | | | | |
|-----|----|---|-------|--------------------------|-----------|------------|------|
| F4 | h1 | L | 77-78 | North Carolina (ot)..... | 2/2..... | 1/1..... | 17-3 |
| F6 | h | W | 87-76 | UNC Charlotte..... | | | 18-3 |
| F9 | a | L | 59-75 | Duke..... | 2/2T..... | 4/2T..... | 18-4 |
| F15 | h | W | 62-55 | Virginia..... | 5/5..... | | 19-4 |
| F19 | a | W | 59-49 | Wake Forest..... | 5/5..... | | 20-4 |
| F22 | a | W | 77-70 | Maryland..... | 5/5..... | | 21-4 |
| F27 | h1 | W | 69-57 | NC State..... | 4/3..... | 18/18..... | 22-4 |
| M1 | h1 | L | 57-59 | Illinois..... | 4/3..... | | 22-5 |
| M2 | h | W | 74-63 | Clemson..... | 4/3..... | | 23-5 |
| M7 | n6 | W | 79-61 | Clemson..... | 6/6..... | | 24-5 |
| M8 | n6 | W | 64-62 | Maryland..... | 6/6..... | | 25-5 |
| M9 | n6 | L | 67-68 | Duke..... | 6/6..... | 1/1..... | 25-6 |
| M13 | n7 | W | 68-53 | Marist..... | 6/6..... | | 26-6 |
| M15 | n7 | W | 66-61 | Villanova..... | 6/6..... | | 27-6 |
| M20 | n8 | L | 64-70 | Louisiana State..... | 6/6..... | | 27-7 |

h1, n1-The Omni; n2-Hall of Fame Tip-Off Classic (Springfield, Mass., Civic Center); n3-Gator Bowl Tournament (Jacksonville, Fla.); n4-Cotton States Classic (The Omni); n5-Madison Square Garden, New York, N.Y.; n6-ACC Tournament (Greensboro, N.C., Coliseum); n7-NCAA Southeast First & Second Rounds (Assembly Center, Baton Rouge, La.); n8-NCAA Southeast Regional (The Omni)

1986-87 (16-13, ACC 7-7/5th)

Home: 7-2, Away: 4-8, Neutral: 5-3

NCAA Tournament

| Date | Site | Result | Opponent..... | TR..... | OR..... | Rec |
|------|------|--------|---------------|--------------------------|------------|------------|
| N12 | h | L | 78-96 | Soviet National..... | | exh |
| N28 | n2 | W | 67-65 | Stanford..... | | 1-0 |
| N29 | a1 | L | 62-67 | Richmond (ot)..... | | 1-1 |
| D1 | h | W | 84-57 | Pennsylvania..... | | 2-1 |
| D3 | n1 | W | 72-66 | Georgia..... | 15/nr..... | 3-1 |
| D14 | a | L | 49-52 | Louisiana State..... | 16/nr..... | 3-2 |
| D20 | n3 | W | 65-62 | Boston College (ot)..... | 16/nr..... | 4-2 |
| D21 | n3 | W | 63-54 | Southern Methodist..... | 16/nr..... | 5-2 |
| D27 | n4 | W | 79-61 | Rutgers..... | 18/nr..... | 6-2 |
| D29 | n4 | L | 53-62 | St. John's..... | 18/nr..... | 15/16..... |
| J3 | a | W | 65-59 | Wake Forest (ot)..... | 18/nr..... | 7-3 |
| J10 | a | L | 62-63 | NC State..... | 18/20..... | 7-4 |
| J12 | a | W | 81-64 | Old Dominion..... | | 8-4 |
| J14 | h | W | 83-67 | North Carolina A&T..... | | 9-4 |
| J20 | h | L | 66-67 | Clemson..... | 10/12..... | 9-5 |
| J22 | h1 | L | 58-61 | Virginia..... | | 9-6 |
| J24 | a | L | 55-92 | North Carolina..... | 2/1..... | 9-7 |
| J29 | h | W | 75-66 | Duke..... | 13/11..... | 10-7 |
| F1 | h | W | 76-72 | Maryland..... | | 11-7 |
| F3 | h | W | 98-74 | Georgia State..... | | 12-7 |
| F7 | h | W | 83-69 | Wake Forest..... | | 13-7 |
| F10 | a | W | 78-74 | Maryland..... | | 14-7 |
| F14 | h | W | 87-76 | NC State..... | | 15-7 |
| F18 | a | L | 58-60 | Virginia..... | | 15-8 |
| F21 | a | W | 79-72 | Duke..... | 17/18..... | 16-8 |
| F22 | a | L | 67-84 | DePaul..... | 4/5..... | 16-9 |
| F25 | a | L | 77-88 | Clemson..... | 13/12..... | 16-10 |
| M1 | h1 | L | 76-92 | North Carolina..... | 2/3..... | 16-11 |
| M6 | n5 | L | 54-55 | Virginia..... | | 16-12 |
| M13 | n6 | L | 79-85 | Louisiana State..... | | 16-13 |

h1, n1-The Omni; n2, a1-Central Fidelity Classic (Robins Center, Richmond, Va.); n3-Suntory Ball (Aoyama College, Tokyo, Japan); n4-ECAC Holiday Festival (Madison Square Garden, New York, N.Y.); n5-ACC Tournament (Capital Centre, Landover, Md.); n6-NCAA Midwest First Round (Rosemont Horizon, Chicago, Ill.)

1987-88 (22-10, ACC 8-6/4th)

Home: 13-3, Away: 5-5, Neutral: 4-2

NCAA Tournament

| Date | Site | Result | Opponent..... | TR..... | OR..... | Rec |
|------|------|--------|---------------|-------------------------|------------|----------|
| N5 | h | L | 78-87 | Soviet National..... | | exh |
| N20 | h1 | W | 114-71 | Alcorn State..... | | 1-0 |
| N24 | a1 | L | 69-80 | Florida..... | | 1-1 |
| D1 | h | W | 79-71 | Jackson State..... | | 2-1 |
| D5 | n1 | W | 78-77 | Georgia..... | | 3-1 |
| D12 | h | W | 108-74 | Augusta..... | | 4-1 |
| D16 | h2 | W | 87-70 | Louisiana State..... | | 5-1 |
| D19 | a | W | 79-55 | Pennsylvania..... | | 6-1 |
| D22 | h | L | 67-73 | Richmond..... | nr/20..... | 6-2 |
| D29 | n2 | W | 90-59 | William & Mary..... | | 7-2 |
| D30 | n2 | W | 83-72 | Auburn..... | | 8-2 |
| J2 | h | W | 86-57 | George Washington..... | | 9-2 |
| J6 | a | W | 62-61 | Louisville..... | | 10-2 |
| J10 | h | W | 78-66 | Wake Forest..... | | 11-2 |
| J12 | h | W | 111-82 | Georgia State..... | | 12-2 |
| J16 | h | L | 74-76 | NC State..... | | 12-3 |
| J19 | h | W | 84-72 | North Carolina A&T..... | | 13-3 |
| J23 | a | L | 55-58 | Virginia..... | | 13-4 |
| J26 | h | W | 85-76 | Clemson..... | | 14-4 |
| J30 | a | L | 71-73 | North Carolina..... | 3/3..... | 14-5 |
| F3 | a | L | 65-78 | Duke..... | 4/5..... | 14-6 |
| F6 | h | W | 71-70 | DePaul..... | | 15-6 |
| F8 | a | W | 96-83 | Maryland..... | | 16-6 |
| F13 | a | W | 78-75 | Wake Forest..... | | 17-6 |
| F17 | h | W | 104-82 | Maryland..... | | 18-6 |
| F20 | a | W | 87-84 | NC State..... | 14/14..... | 19-6 |
| F25 | h | W | 76-71 | Virginia..... | 20/16..... | 20-6 |
| F28 | h | W | 91-87 | Duke..... | 20/16..... | 5/5..... |
| M2 | h2 | L | 80-97 | North Carolina..... | 13/15..... | 6/6..... |

| | | | | | | |
|-----|----|---|-------|--------------------|------------|-------|
| M5 | a | L | 94-97 | Clemson (2ot)..... | 13/15..... | 21-8 |
| M11 | n3 | L | 67-84 | Maryland..... | 18/18..... | 21-9 |
| M18 | n4 | W | 90-78 | Iowa State..... | | 22-9 |
| M20 | n4 | L | 55-59 | Richmond..... | | 22-10 |

h1-Preseason NIT (Alexander Memorial Coliseum); n2, n1-The Omni; a1-Preseason NIT (O'Connell Center, Gainesville, Fla.); n2-Cotton States Classic (The Omni); n3-ACC Tournament (Greensboro, N.C., Coliseum); n4-NCAA East First & Second Rounds (Hartford [Conn.] Civic Center)

1988-89 (20-12, ACC 8-6/5th)

Home: 13-2, Away: 4-6, Neutral: 3-4

NCAA Tournament

| Date | Site | Result | Opponent..... | TR..... | OR..... | Rec |
|------|------|--------|---------------|---------------------------|------------|------------|
| N13 | h | W | 77-74 | Yugoslavian National..... | | exh |
| N25 | h | W | 97-63 | UNC-Asheville..... | 14/na..... | 1-0 |
| N28 | h | W | 95-65 | Coastal Carolina..... | 14/na..... | 2-0 |
| D3 | a | W | 94-64 | George Washington..... | 12/12..... | 3-0 |
| D10 | h | W | 101-66 | Baptist..... | 12/12..... | 4-0 |
| D17 | n1 | L | 69-80 | Georgia..... | 11/11..... | 4-1 |
| D20 | a | W | 62-50 | Richmond..... | 16/16..... | 5-1 |
| D28 | n2 | W | 87-78 | Houston..... | 17/17..... | 6-1 |
| D29 | n2 | L | 75-80 | Illinois..... | 17/17..... | 4/4..... |
| D30 | n2 | W | 72-69 | Purdue..... | 17/17..... | 7-2 |
| J4 | h | W | 92-69 | East Carolina..... | 19/16..... | 8-2 |
| J7 | a | W | 84-75 | Wake Forest..... | 19/16..... | 9-2 |
| J10 | h | W | 121-86 | Georgia State..... | 19/16..... | 10-2 |
| J14 | a | L | 68-82 | NC State..... | 19/16..... | 15/17..... |
| J15 | h | L | 65-67 | Louisville..... | 19/16..... | 9/9..... |
| J18 | h | W | 88-63 | Alcorn State..... | nr/20..... | 11-4 |
| J22 | a | L | 92-102 | Illinois (2ot)..... | nr/20..... | 11-5 |
| J25 | h | W | 75-74 | Clemson..... | nr/19..... | 12-5 |
| J28 | a | L | 85-92 | North Carolina..... | nr/19..... | 7/6..... |
| F2 | h | W | 81-76 | Duke..... | 12/10..... | 13-6 |
| F4 | h | W | 87-74 | Maryland..... | | 14-6 |
| F6 | a | L | 71-78 | Virginia..... | | 14-7 |
| F8 | n3 | W | 78-69 | Iona..... | 20/20..... | 15-7 |
| F11 | h | W | 75-70 | Wake Forest..... | | 16-7 |
| F14 | a | W | 67-66 | Maryland..... | | 17-7 |
| F18 | h | L | 69-71 | NC State..... | 19/18..... | 17-8 |
| F20 | a | L | 66-91 | Duke..... | 11/12..... | 17-9 |
| F22 | h | W | 73-65 | Virginia..... | | 18-9 |
| F25 | h | W | 90-80 | Notre Dame..... | | 19-9 |
| M1 | h | W | 76-74 | North Carolina..... | 5/5..... | 20-9 |
| M4 | a | L | 79-81 | Clemson (ot)..... | | 20-10 |
| M10 | n4 | L | 62-77 | North Carolina..... | 9/8..... | 20-11 |
| M17 | n5 | L | 70-76 | Texas..... | | 20-12 |

n1-The Omni; n2-Rainbow Classic (Blaisdell Center, Honolulu, Hawaii); n3-Madison Square Garden, New York, N.Y.; n4-ACC Tournament (The Omni); n5-NCAA Midwest First Round (Reunion Arena, Dallas, Texas)

1989-90 (28-7, ACC 8-6/T-3rd)

Home: 11-2, Away: 5-4, Neutral: 12-1

ACC Champions • NCAA Final Four

| Date | Site | Result | Opponent..... | TR..... | OR..... | Rec |
|------|------|--------|---------------|---------------------------|------------|------------|
| N15 | h | W | 103-88 | Soviet National..... | | exh |
| N24 | h | W | 108-83 | Georgia State..... | 21/19..... | 1-0 |
| N28 | h | W | 87-74 | Richmond..... | 21/19..... | 2-0 |
| D4 | n1 | W | 93-92 | Pittsburgh..... | 21/19..... | 18/nr..... |
| D11 | h | W | 101-87 | North Carolina A&T..... | 18/18..... | 4-0 |
| D16 | n2 | W | 92-89 | Georgia..... | 15/16..... | 5-0 |
| D19 | h | W | 109-82 | Coastal Carolina..... | 14/13..... | 6-0 |
| D27 | n3 | W | 98-76 | Morehead State..... | 14/13..... | 7-0 |
| D28 | n3 | W | 111-92 | Pittsburgh..... | 14/13..... | 8-0 |
| J2 | h | W | 86-77 | Marist..... | 12/12..... | 9-0 |
| J6 | a | W | 91-79 | Wake Forest..... | 12/12..... | 10-0 |
| J11 | h | L | 91-96 | Duke..... | 9/9..... | 10/11..... |
| J13 | h | W | 92-85 | NC State..... | 9/9..... | 17/nr..... |
| J16 | h | W | 59-57 | Temple..... | 11/11..... | 12-1 |
| J21 | a | L | 79-81 | Virginia (ot)..... | 11/11..... | 12-2 |
| J25 | a | L | 90-91 | Clemson..... | 13/11..... | 12-3 |
| J28 | a | L | 86-88 | Duke..... | 13/11..... | 8/7..... |
| F1 | h | W | 102-75 | North Carolina..... | 17/15..... | 25/18..... |
| F3 | a | W | 90-84 | Maryland..... | 17/15..... | 14-4 |
| F7 | h | W | 79-70 | Wake Forest..... | 16/15..... | 15-4 |
| F10 | a | W | 84-84 | Louisville..... | 16/15..... | 15/14..... |
| F13 | h | W | 90-78 | Maryland..... | 13/11..... | 17-4 |
| F15 | n4 | W | 83-78 | Fordham..... | 13/11..... | 18-4 |
| F17 | a | W | 95-92 | NC State (2ot)..... | 13/11..... | 19-4 |
| F22 | h | L | 71-73 | Virginia..... | 8/6..... | 19-5 |
| F24 | a | W | 88-80 | Notre Dame (ot)..... | 8/6..... | 20-5 |
| F28 | a | L | 79-81 | North Carolina..... | 11/11..... | 20-6 |
| M3 | h | W | 85-69 | Clemson..... | 11/11..... | 20..... |
| M9 | n5 | W | 76-67 | NC State..... | 14/13..... | 22-6 |
| M10 | n5 | W | 83-72 | Duke..... | 14/13..... | 12..... |
| M11 | n5 | W | 70-61 | Virginia..... | 14/13..... | 24-6 |
| M15 | n6 | W | 99-83 | East Tennessee State..... | 9/7..... | 19/nr..... |
| M17 | n6 | W | 94-91 | Louisiana State..... | 9/7..... | 19/nr..... |
| M23 | n7 | W | 81-80 | Michigan State (ot)..... | 9/7..... | 4/4..... |
| M25 | n7 | W | 93-91 | Minnesota..... | 9/7..... | 20/nr..... |
| M31 | n8 | L | 81-90 | Nevada-Las Vegas..... | 9/7..... | 2/2..... |

n1-ACC-Big East Challenge (Hartford [Conn.] Civic Center); n2-The Omni; n3-

Kuppenheimer Classic (The Omni); n4-Madison Square Garden, New York, N.Y.; n5-ACC Tournament (Charlotte [N.C.] Coliseum); n6-NCAA Southeast First & Second Rounds (Thompson-Boling Arena, Knoxville, Tenn.); n7-NCAA Southeast Regional (Louisiana Superdome, New Orleans, La.); n8-NCAA National Semifinal (McNichols Arena, Denver, Colo.)

1990-91 (17-13, ACC 6-8/T-5th)

Home: 9-3, Away: 2-7, Neutral: 6-3

NCAA Tournament

| Date | Site | Result | Opponent | TR | OR | Rec |
|------|------|--------|----------|----------------------|-------|-------|
| N15 | h | W | 99-92 | Soviet National (ot) | | exh |
| N24 | h | W | 100-63 | Augusta | 14/14 | 1-0 |
| N27 | h | W | 87-65 | Morgan State | 14/14 | 2-0 |
| D1 | a | L | 71-73 | Richmond | 14/14 | 2-1 |
| D5 | n1 | L | 72-73 | St. John's (ot) | 20/20 | 17/18 |
| D8 | h | W | 92-72 | Fordham | 20/20 | 3-2 |
| D15 | a | L | 67-69 | Temple | 23/21 | 3-3 |
| D19 | n2 | W | 112-105 | Georgia (3ot) | 17/13 | 4-3 |
| D22 | n3 | W | 135-94 | Loyola Marymount | | 5-3 |
| D27 | n4 | W | 95-83 | Tulane | | 6-3 |
| D28 | n4 | W | 99-87 | Villanova | | 7-3 |
| J2 | h | W | 84-77 | Howard | 24/nr | 8-3 |
| J6 | h | W | 101-91 | Wake Forest | 24/nr | 9-3 |
| J9 | a | L | 57-98 | Duke | 24/21 | 14/11 |
| J13 | a | L | 83-90 | NC State | 24/21 | 9-5 |
| J19 | h | W | 78-51 | Virginia | 14/15 | 10-5 |
| J24 | h | W | 89-68 | Clemson | nr/25 | 11-5 |
| J27 | a | W | 88-86 | North Carolina | nr/25 | 7/8 |
| J30 | h | L | 75-77 | Duke | 23/22 | 7/7 |
| F1 | h | W | 80-65 | Maryland | 23/22 | 13-6 |
| F3 | h | L | 73-79 | NC State | 23/22 | 13-7 |
| F9 | a | L | 74-86 | Wake Forest | | 13-8 |
| F13 | a | L | 93-96 | Maryland | | 13-9 |
| F17 | n5 | W | 62-56 | Arizona | 6/6 | 14-9 |
| F19 | a | W | 73-60 | Virginia | 20/19 | 15-9 |
| F24 | h | W | 82-69 | Louisville | | 16-9 |
| F28 | h | L | 74-91 | North Carolina | nr/21 | 4/4 |
| M2 | a | L | 62-69 | Clemson | nr/21 | 16-11 |
| M8 | n6 | L | 68-82 | NC State | | 16-12 |
| M15 | n7 | W | 87-70 | DePaul | 24/nr | 17-12 |
| M17 | n7 | L | 61-65 | Ohio State | 5/5 | 17-13 |

ALL-TIME SCORES

1992-93 (19-11, ACC 8-8/6th)

Home: 9-5, Away: 6-5, Neutral: 4-1

ACC Champions • NCAA Tournament

| Date | Site | Result | Opponent | TR.....OR.....Rec |
|------|------|---------|----------------------------|--------------------------|
| N17 | h W | 111-102 | Athletes in Action..... | 14/15.....exh |
| N24 | h W | 115-80 | Akrides-Haarlem..... | 14/15.....exh |
| D1 | h W | 112-83 | Florida A&M..... | 13/15.....1-0 |
| D5 | a L | 87-96 | Kentucky..... | 13/15.....5/5.....1-1 |
| D12 | h W | 102-79 | Georgia State..... | 13/15.....2-1 |
| D16 | n1 W | 75-67 | Georgia..... | 17/16.....3-1 |
| D19 | h2 W | 87-85 | Louisville..... | 17/16.....21/22.....4-1 |
| D22 | a W | 81-74 | Tennessee-Chattanooga..... | 16/15.....5-1 |
| D29 | h W | 105-85 | Youngstown State..... | 14/13.....6-1 |
| J2 | h W | 78-52 | VM..... | 14/13.....7-1 |
| J5 | a W | 85-75 | Maryland..... | 10/11.....8-1 |
| J10 | h W | 80-79 | Duke..... | 10/11.....1/1.....9-1 |
| J13 | a L | 67-80 | North Carolina..... | 8/8.....3/4.....9-2 |
| J16 | h L | 67-84 | College of Charleston..... | 8/8.....9-3 |
| J21 | h L | 58-81 | Wake Forest..... | 16/16.....9-4 |
| J23 | a W | 75-71 | Virginia..... | 16/16.....7/10.....10-4 |
| J27 | h W | 85-74 | NC State..... | 18/17.....11-4 |
| J31 | a L | 77-96 | Florida State..... | 18/17.....19/20.....11-5 |
| F4 | h L | 80-83 | Clemson..... | 22/22.....11-6 |
| F6 | h W | 93-79 | Maryland..... | 22/22.....12-6 |
| F10 | a L | 63-73 | Duke..... | nr/24.....3/3.....12-7 |
| F14 | h L | 66-77 | North Carolina..... | nr/24.....6/6.....12-8 |
| F17 | a W | 65-60 | Richmond..... |13-8 |
| F20 | a W | 69-58 | Wake Forest..... | 10/11.....14-8 |
| F23 | h W | 73-61 | Virginia..... | 22/22.....15-8 |
| F28 | a L | 60-68 | NC State..... |15-9 |
| M4 | h L | 82-83 | Florida State..... | 11/11.....15-10 |
| M7 | a W | 66-59 | Clemson..... |16-10 |
| M12 | n3 W | 69-66 | Duke..... | 8/8.....17-10 |
| M13 | n3 W | 69-61 | Clemson..... |18-10 |
| M14 | n3 W | 77-75 | North Carolina..... | 1/1.....19-10 |
| M19 | n4 L | 78-93 | Southern..... | 18/20.....19-11 |

n1-The Omni; h2-Kuppenheimer Classic (Georgia Dome, Atlanta, Ga.); n3-ACC Tournament (Charlotte [N.C.] Coliseum); n4-NCAA West First Round (McKale Center, Tucson, Ariz.)

1993-94 (16-13, ACC 7-9/6th)

Home: 11-3, Away: 2-7, Neutral: 3-3

National Invitation Tournament

| Date | Site | Result | Opponent | TR.....OR.....Rec |
|------|------|---------|--------------------------|--------------------------|
| N16 | h W | 124-110 | USA Verich Reps..... | 14/15.....exh |
| N22 | h W | 88-68 | Lithuanian National..... | 13/15.....exh |
| N26 | n1 L | 70-80 | Michigan..... | 13/15.....5/5.....0-1 |
| N30 | h W | 93-77 | North Carolina A&T..... | 16/17.....1-1 |
| D2 | h W | 77-55 | Western Carolina..... | 16/17.....2-1 |
| D4 | h W | 95-65 | Georgia State..... | 16/17.....3-1 |
| D11 | h W | 86-69 | Mercer..... | 17/17.....4-1 |
| D15 | n2 W | 72-69 | Georgia..... | 14/14.....5-1 |
| D18 | h3 W | 86-77 | Vanderbilt (ot)..... | 14/14.....24/24.....6-1 |
| D20 | h W | 79-62 | Mount St. Mary's..... | 14/15.....7-1 |
| D27 | n4 W | 57-51 | Temple..... | 15/15.....4/4.....8-1 |
| D29 | n4 W | 71-69 | St. John's..... | 15/15.....9-1 |
| J4 | h L | 88-91 | Maryland..... | 12/13.....9-2 |
| J8 | a L | 71-88 | Duke..... | 12/13.....3/3.....9-3 |
| J12 | h W | 89-69 | North Carolina..... | 17/18.....1/1.....10-3 |
| J15 | a L | 68-88 | Louisville..... | 17/18.....15/15.....10-4 |
| J19 | a L | 63-67 | Wake Forest..... | 17/17.....10-5 |
| J23 | h W | 74-70 | Virginia..... | 17/17.....11-5 |
| J26 | a L | 78-84 | NC State..... | 21/19.....11-6 |
| J29 | h L | 73-74 | Florida State..... | 21/19.....11-7 |
| F2 | a L | 69-88 | Clemson..... |11-8 |
| F5 | a W | 83-71 | Maryland..... | 21/21.....12-8 |
| F8 | h L | 63-66 | Duke..... | 2/2.....12-9 |
| F12 | a W | 96-89 | North Carolina..... | 1/1.....13-9 |
| F19 | h W | 71-69 | Wake Forest..... | 25/nr.....14-9 |
| F22 | a L | 72-73 | Virginia (ot)..... | 23/nr.....14-10 |
| F26 | h W | 81-69 | NC State..... | 23/nr.....15-10 |
| M2 | a L | 68-71 | Florida State..... |15-11 |
| M5 | h W | 90-79 | Clemson..... |16-11 |
| M11 | n5 L | 49-75 | Wake Forest..... |16-12 |
| M16 | a1 L | 68-76 | Siena..... |16-13 |

n1-Hall of Fame Tip-Off Classic Holiday Festival (Springfield [Mass.] Civic Center); n2-The Omni; h3-Kuppenheimer Classic (Georgia Dome, Atlanta, Ga.); n4-ECAC Holiday Festival (Madison Square Garden, New York, N.Y.); n5-ACC Tournament (Greensboro [N.C.] Coliseum); a1-National Invitation Tournament (Knickerbocker Arena, Albany, N.Y.)

1994-95 (18-12, ACC 8-8/5th)

Home: 14-3, Away: 2-6, Neutral: 2-3

| Date | Site | Result | Opponent | TR.....OR.....Rec |
|------|------|--------|------------------------|-------------------------|
| N16 | h W | 100-61 | Croatian National..... | 23/22.....exh |
| N26 | h W | 112-56 | Florida A&M..... | 23/22.....1-0 |
| N28 | h W | 90-78 | Coastal Carolina..... | 20/19.....2-0 |
| D1 | h W | 89-63 | Western Carolina..... | 20/19.....3-0 |
| D3 | h W | 100-74 | East Carolina..... | 20/19.....4-0 |
| D10 | h W | 112-84 | Lafayette..... | 17/15.....5-0 |
| D14 | n1 W | 86-78 | Georgia..... | 14/13.....6-0 |
| D17 | h2 L | 72-77 | Louisville..... | 14/13.....6-1 |
| D19 | h W | 94-73 | Furman..... | 18/19.....7-1 |
| D28 | n3 L | 66-69 | Cincinnati..... | 17/16.....20/18.....7-2 |

| | | | | |
|-----|------|--------|-------------------------|---------------------------|
| D29 | n3 W | 89-85 | Oklahoma..... | 17/16.....8-2 |
| D30 | n3 L | 69-76 | Duke..... | 17/16.....7/7.....8-3 |
| J4 | a L | 67-80 | Maryland..... | 24/20.....7/11.....8-4 |
| J7 | h W | 75-68 | Duke..... | 24/20.....11/9.....9-4 |
| J11 | a L | 75-86 | North Carolina..... | 22/17.....4/2.....9-5 |
| J17 | h W | 67-65 | Wake Forest..... | 22/18.....15/16.....10-5 |
| J19 | h W | 87-68 | UNC-Wilmington..... | 22/18.....11-5 |
| J22 | a L | 85-88 | Virginia (2ot)..... | 22/18.....18/19.....11-6 |
| J25 | h W | 75-71 | NC State..... | 21/21.....12-6 |
| J29 | a W | 81-68 | Florida State..... | 21/21.....13-6 |
| F1 | h W | 80-50 | Clemson..... | 21/20.....14-6 |
| F4 | h W | 100-91 | Maryland..... | 21/20.....5/8.....15-6 |
| F9 | a L | 70-77 | Duke..... | 18/15.....15-7 |
| F12 | h L | 81-85 | North Carolina..... | 18/15.....1/1.....15-8 |
| F15 | h W | 85-81 | North Carolina A&T..... | 20/18.....16-8 |
| F18 | a L | 62-73 | Wake Forest..... | 20/17.....14/14.....16-9 |
| F22 | h L | 60-83 | Virginia..... | 24/22.....14/14.....16-10 |
| F25 | a W | 72-68 | NC State..... | 24/22.....17-10 |
| M2 | h W | 69-67 | Florida State..... |18-10 |
| M4 | a L | 63-65 | Clemson..... |18-11 |
| M10 | n4 L | 67-77 | Virginia..... | 11/13.....18-12 |

n1-The Omni; h2-Kuppenheimer Classic (Georgia Dome, Atlanta, Ga.); n3-Rainbow Classic (Special Events Center, Honolulu, Hawaii); n4-ACC Tournament (Greensboro [N.C.] Coliseum)

1995-96 (24-12, ACC 13-3/1st)

Home: 11-1, Away: 6-5, Neutral: 7-6

ACC Regular Season Champions

NCAA Southeast Semifinalist

| Date | Site | Result | Opponent | TR.....OR.....Rec |
|------|------|--------|--------------------------|---------------------------|
| N2 | h1 L | 88-91 | Marathon (ot)..... |exh |
| N15 | h2 W | 87-67 | Manhattan..... | 1-0 |
| N17 | h2 W | 83-72 | Oklahoma..... | 2-0 |
| N22 | n1 L | 72-94 | Georgetown..... | 25/20.....4/4.....2-1 |
| N24 | n1 W | 77-61 | Michigan..... | 25/20.....17/16.....3-1 |
| N27 | h3 W | 87-76 | Campbell..... | 20/20.....4-1 |
| D2 | a W | 89-65 | Appalachian State..... | 20/20.....5-1 |
| D9 | a L | 60-83 | Kentucky..... | 16/15.....5/5.....5-2 |
| D13 | a L | 70-94 | Georgia..... | 19/20.....5-3 |
| D16 | h2 W | 88-77 | Louisville..... | 19/20.....20/19.....6-3 |
| D18 | h3 L | 69-71 | Mount St. Mary's..... | 21/18.....6-4 |
| D22 | n3 L | 67-75 | Massachusetts..... | 21/18.....2/2.....6-5 |
| D29 | n4 L | 82-84 | Bradley..... |6-6 |
| D30 | n4 L | 66-71 | Santa Clara..... |6-7 |
| J3 | h3 W | 98-84 | Maryland..... |7-7 |
| J7 | a W | 86-81 | Duke..... | 19/20.....8-7 |
| J10 | h3 W | 80-77 | North Carolina..... | 10/9.....9-7 |
| J13 | h3 W | 91-78 | Western Carolina..... | 10-7 |
| J17 | a L | 63-66 | Wake Forest..... | 6/6.....10-8 |
| J20 | h4 W | 90-70 | Virginia..... |11-8 |
| J24 | a W | 76-71 | NC State..... | 12-8 |
| J27 | h4 W | 79-58 | Florida State..... | 13-8 |
| J30 | a L | 70-73 | Clemson..... | 25/nr.....24/21.....13-9 |
| F3 | a L | 74-88 | Maryland..... | 25/nr.....13-10 |
| F7 | h4 W | 73-71 | Duke (ot)..... | 14-10 |
| F10 | a W | 92-83 | North Carolina (ot)..... | 12/11.....15-10 |
| F17 | h4 W | 64-63 | Wake Forest..... | 8/9.....16-10 |
| F21 | a W | 84-75 | Virginia..... | 23/22.....17-10 |
| F25 | h W | 92-83 | NC State (ot)..... | 23/22.....18-10 |
| F28 | a W | 83-68 | Florida State..... | 18/20.....19-10 |
| M3 | h4 W | 87-74 | Clemson..... | 18/20.....20-10 |
| M8 | n5 W | 88-73 | NC State..... | 18/18.....21-10 |
| M9 | n5 W | 84-79 | Maryland..... | 18/18.....22-10 |
| M10 | n5 L | 74-75 | Wake Forest..... | 18/18.....12/10.....22-11 |
| M15 | n6 W | 90-79 | Austin Peay..... | 13/15.....23-11 |
| M17 | n6 W | 103-89 | Boston College..... | 13/15.....24-11 |
| M22 | n7 L | 70-87 | Cincinnati..... | 13/15.....7/6.....24-12 |

h1-Georgia Dome; h2-Preseason NIT (Georgia Dome); h3-The Omni; h4-Alexander Memorial Coliseum; n1-Pre-Season NIT (Madison Square Garden, New York, N.Y.); h2-Jeep Eagle Classic (Georgia Dome); n3-Jimmy V. Classic (Brendan Byrne Arena, East Rutherford, N.J.); n4-Cable Car Classic (San Jose, Calif., Arena); n5-ACC Tournament (Greensboro, N.C., Coliseum); n6-NCAA Southeast First & Second Rounds (Orlando, Fla., Arena); n7-NCAA Southeast Regional (Rupp Arena, Lexington, Ky.)

1996-97 (9-18, ACC 3-13/9th)

Home: 8-6, Away: 0-9, Neutral: 1-3

| Date | Site | Result | Opponent | TR.....OR.....Rec |
|------|------|--------|-----------------------------|-------------------|
| N5 | h L | 62-91 | Marathon Oil..... |exh |
| N18 | h W | 91-79 | Newcastle of Australia..... |exh |
| N22 | h W | 74-49 | Wofford..... | 1-0 |
| N26 | h W | 74-58 | Morgan State..... | 2-0 |
| N29 | h W | 91-60 | Radford..... | 3-0 |
| D3 | h W | 62-61 | Georgia..... | 4-0 |
| D7 | n1 L | 58-76 | Temple..... | 4-1 |
| D12 | a L | 63-77 | Maryland..... | 4-2 |
| D21 | h1 L | 59-88 | Kentucky..... | 3/3.....4-3 |
| D26 | n3 W | 58-47 | Holstra..... | 5-3 |
| D28 | n3 L | 55-67 | St. John's..... | 5-4 |
| D31 | h W | 65-40 | UNC Greensboro..... | 6-4 |
| J5 | h L | 56-66 | Duke..... | 13/11.....6-5 |
| J8 | h L | 63-73 | Wake Forest..... | 2/2.....6-6 |
| J11 | a L | 56-60 | Louisville..... | 14/16.....6-7 |

| | | | | |
|-----|------|-------|---------------------|----------------|
| J15 | h W | 71-58 | Florida State..... | 7-7 |
| J18 | a L | 50-73 | North Carolina..... | 22/21.....7-8 |
| J22 | a L | 64-68 | Virginia..... | 7-9 |
| J25 | h W | 54-53 | NC State..... | 8-9 |
| J30 | a L | 57-70 | Clemson..... | 7/6.....8-10 |
| F2 | a L | 61-70 | Duke..... | 12/11.....8-11 |
| F6 | h W | 66-53 | Virginia..... | 9-11 |
| F9 | a L | 62-64 | Florida State..... | 9-12 |
| F15 | h L | 68-72 | North Carolina..... | 16/17.....9-13 |
| F19 | h L | 68-76 | Maryland..... | 14/13.....9-14 |
| F22 | a L | 51-72 | NC State..... | 9-15 |
| F25 | a L | 55-71 | Wake Forest..... | 5/5.....9-16 |
| M1 | h L | 53-55 | Clemson..... | 12/10.....9-17 |
| M6 | n4 L | 46-60 | NC State..... | 9-18 |

n1-Coaches vs. Cancer Classic (Atlantic City [N.J.] Convention Center); h1-Delta Air Lines Holiday Classic (Georgia Dome, Atlanta, Ga.); n3-ECAC Holiday Festival (Madison Square Garden, New York, N.Y.); n4-ACC Tournament (Greensboro [N.C.] Coliseum)

1997-98 (19-14, ACC 6-10/6th)

Home: 12-6, Away: 4-7, Neutral: 3-1

NIT Quarterfinalist

| Date | Site | Result | Opponent | TR.....OR.....Rec |
|------|------|---------|---------------------------|-----------------------|
| N4 | h W | 96-76 | CSKA Bulgaria..... |exh |
| N17 | h W | 86-76 | Athletes in Action..... |exh |
| N24 | h W | 95-65 | Winthrop..... | 1-0 |
| N27 | n1 W | 62-60 | Alabama..... | 2-0 |
| N28 | n1 W | 77-65 | St. John's..... | 3-0 |
| N29 | n1 W | 73-69 | Louisville..... | 19/19.....4-0 |
| D4 | h L | 69-71 | NC State (ot)..... | 22/23.....4-1 |
| D6 | h W | 84-63 | Delaware State..... | 22/23.....5-1 |
| D13 | a L | 71-85 | Kentucky..... | 24/23.....4/5.....5-2 |
| D17 | h W | 100-63 | Coastal Carolina..... | 6-2 |
| D20 | h1 W | 94-86 | Louisville..... | 7-2 |
| D23 | a L | 71-77 | Georgia..... | nr/23.....7-3 |
| D27 | a1 W | 69-61 | Miami..... | nr/23.....8-3 |
| D31 | h W | 93-76 | North Texas..... | 9-3 |
| J3 | h W | 90-58 | Wofford..... | 10-3 |
| J8 | a L | 75-96 | North Carolina..... | 1/1.....10-4 |
| J10 | h W | 70-63 | Wake Forest..... | 11-4 |
| J15 | a W | 83-65 | Virginia..... | 12-4 |
| J18 | h L | 67-70 | Florida State..... | 17/16.....12-5 |
| J21 | h L | 67-70 | Maryland..... | 12-6 |
| J25 | a L | 56-51 | NC State..... | 12-7 |
| J28 | h W | 77-45 | Georgia Southern..... | 13-7 |
| F1 | a L | 69-90 | Duke..... | 1/1.....13-8 |
| F4 | h W | 70-52 | Clemson..... | 14-8 |
| F8 | h L | 100-107 | North Carolina (2ot)..... | 2/2.....14-9 |
| F11 | a W | 77-76 | Wake Forest..... | 15-9 |
| F14 | h W | 105-86 | Virginia..... | 16-9 |
| F18 | a W | 72-59 | Florida State..... | 17-9 |
| F21 | a L | 69-81 | Maryland..... | 17-10 |
| F25 | h L | 53-76 | Duke..... | 1/1.....17-11 |
| M1 | a L | 62-76 | Clemson..... | 17-12 |
| M6 | n3 L | 65-83 | Maryland..... | 21/24.....17-13 |
| M11 | h2 W | 88-78 | Seton Hall..... | 18-13 |
| M16 | h2 W | 80-79 | Georgetown (ot)..... | 19-13 |
| M18 | h2 L | 70-75 | Penn State..... | 19-14 |

n1-Puerto Rico Shootout (Eugenio Guerra Sports Complex, Bayamon, P.R.); h1-Delta Classic for Kids (Georgia Dome, Atlanta, Ga.); a1-Orange Bowl Classic (Miami, Fla., Arena); n3-ACC Tournament (Greensboro, N.C., Coliseum); h2-National Invitation Tournament

1998-99 (15-16, ACC 6-10/T-5th)

Home: 10-5, Away: 2-8, Neutral: 3-3

National Invitation Tournament

| Date | Site | Result |
|------|------|--------|
|------|------|--------|

ALL-TIME SCORES

| | | | | | |
|-----|---|---|-------|----------------|---------------|
| F16 | a | L | 58-67 | Wake Forest | 14-12 |
| F21 | h | L | 60-91 | Maryland | 5/5.....14-13 |
| F25 | h | W | 74-68 | Virginia (ot) | 15-13 |
| F28 | a | L | 92-64 | Clemson | 15-14 |
| M5 | n | L | 49-78 | North Carolina | 15-15 |
| M10 | a | L | 64-67 | Oregon | 15-16 |

n1-Big Island Invitational (Aloof-Chinen Civic Auditorium, Hilo, Hawaii); h1-Delta Classic (Georgia Dome, Atlanta, Ga.); n3-ECAC Holiday Festival (Madison Square Garden, New York, N.Y.); n4-ACC Tournament (Charlotte [N.C.] Coliseum); a1-National Invitation Tournament

1999-2000 (13-17, ACC 5-11/8th)

Home: 11-5, Away: 0-9, Neutral: 2-3

| Date | Site | Result | Opponent | TR | OR | Rec |
|------|------|--------|----------|----------------------|-------|-------|
| N2 | h | L | 66-82 | Athletes in Action | | exh |
| N9 | h | L | 85-95 | California All-Stars | | exh |
| N19 | h | W | 91-79 | Mercer | | 1-0 |
| N24 | n1 | W | 100-88 | Grambling State | | 2-0 |
| N26 | n1 | W | 82-65 | Washington | | 3-0 |
| N27 | n1 | L | 70-84 | Kansas | 10/11 | 3-1 |
| D1 | h2 | L | 77-80 | Michigan | | 3-2 |
| D8 | a | L | 68-70 | Georgia | | 3-3 |
| D11 | h3 | L | 61-64 | Stanford (ot) | 3/3 | 3-4 |
| D18 | h | W | 81-75 | Morehead State | | 4-4 |
| D22 | h | W | 80-70 | Wofford | | 5-4 |
| D28 | h | W | 97-73 | UNC Greensboro | | 6-4 |
| J2 | h | W | 75-64 | Lafayette | | 7-4 |
| J5 | n4 | L | 71-80 | Kentucky | 24/24 | 7-5 |
| J8 | a | L | 65-83 | Virginia | | 7-6 |
| J12 | a | L | 52-87 | Duke | 6/7 | 7-7 |
| J15 | h | W | 69-68 | Maryland | 18/16 | 8-7 |
| J19 | h | W | 65-62 | Florida State | | 9-7 |
| J22 | a | L | 58-66 | NC State | | 9-8 |
| J27 | h | L | 46-60 | Wake Forest | | 9-9 |
| J29 | h | L | 53-70 | North Carolina | | 9-10 |
| F2 | a | L | 58-70 | Clemson | | 9-11 |
| F5 | h | W | 89-57 | Florida A&M | | 10-11 |
| F9 | h | W | 68-47 | Virginia | | 11-11 |
| F12 | h | L | 65-84 | Duke | 3/3 | 11-12 |
| F16 | a | L | 70-92 | Maryland | 22/22 | 11-13 |
| F21 | a | L | 54-64 | Florida State | | 11-14 |
| F24 | h | W | 66-63 | NC State | | 12-14 |
| F27 | a | L | 64-76 | Wake Forest | | 12-15 |
| M1 | a | L | 72-74 | North Carolina (ot) | | 12-16 |
| M4 | h | W | 85-69 | Clemson | | 13-16 |
| M9 | n5 | L | 62-63 | Florida State | | 13-17 |

n1-Great Alaska Shootout (Sullivan Arena, Anchorage, Alaska); h2-ACC-Big Ten Challenge (Philips Arena, Atlanta, Ga.); h3-Delta Air Lines Classic for Kids (Philips Arena, Atlanta, Ga.); n4-Freedom Hall, Louisville, Ky.; n5-ACC Tournament (Charlotte [N.C.] Coliseum)

Paul Hewitt

St. John Fisher '85

Record: 190-162 (.540)

2000-11 (11 seasons)



2000-01 (17-13, ACC 8-8/T-5th)

Home: 12-3, Away: 2-8, Neutral: 3-2

NCAA Tournament

| Date | Site | Result | Opponent | TR | OR | Rec |
|------|------|--------|----------|----------------------|-------|-------|
| N7 | h1 | L | 86-107 | California All-Stars | | exh |
| N11 | h | W | 96-85 | Team Fokus | | exh |
| N17 | h | W | 92-49 | Wofford | | 1-0 |
| N21 | h | W | 85-62 | Charleston Southern | | 2-0 |
| N24 | h | W | 92-61 | Davidson | | 3-0 |
| N28 | a1 | L | 67-85 | Iowa | | 3-1 |
| D2 | n1 | W | 72-67 | UCLA | | 4-1 |
| D6 | h | L | 70-75 | Georgia | | 4-2 |
| D9 | h2 | W | 86-84 | Kentucky | | 5-2 |
| D18 | n3 | W | 78-56 | Idaho State | | 6-2 |
| D19 | a | L | 66-80 | Stanford | 3/3 | 6-3 |
| D23 | h | W | 94-58 | Morgan State | | 7-3 |
| D28 | h | W | 90-59 | Harvard | | 8-3 |
| J2 | h | L | 70-84 | North Carolina | 13/14 | 8-4 |
| J6 | a | L | 80-93 | Maryland | 17/17 | 8-5 |
| J9 | a | W | 73-68 | Virginia | 10/9 | 9-5 |
| J13 | h | W | 95-89 | Wake Forest (ot) | 6/6 | 10-5 |
| J16 | a | L | 60-72 | NC State | | 10-6 |
| J20 | h | L | 77-98 | Duke | 2/2 | 10-7 |
| J24 | a | W | 111-108 | Clemson | | 11-7 |
| J27 | h | W | 77-68 | Florida State | | 12-7 |
| F3 | a | L | 69-82 | North Carolina | 4/4 | 12-8 |
| F6 | h | W | 72-62 | Maryland | 13/13 | 13-8 |
| F11 | h | W | 62-56 | Virginia | 6/9 | 14-8 |
| F14 | a | L | 65-81 | Wake Forest | 23/15 | 14-9 |
| F17 | h | W | 69-54 | NC State | | 15-9 |
| F21 | a | L | 54-98 | Duke | 4/3 | 15-10 |
| F25 | h | W | 85-64 | Clemson | | 16-10 |

| | | | | | |
|-----|----|---|-------|----------------|-----------------|
| F28 | a | L | 59-69 | Florida State | 16-11 |
| M9 | n4 | W | 74-69 | Virginia | 12/12.....17-11 |
| M10 | n4 | L | 63-70 | North Carolina | 6/5.....17-12 |
| M15 | n5 | L | 62-66 | St. Joseph's | 23/23.....17-13 |

h1-Georgia Dome, Atlanta, Ga.; a1-ACC-Big Ten Challenge (Carver-Hawkeye Arena, Iowa City, Iowa); n1-Wooden Classic (Arrowhead Pond, Anaheim, Calif.); h2-Delta Air Lines Classic for Kids (Philips Arena, Atlanta, Ga.); n3-Stanford Invitational (Maples Pavilion, Stanford, Calif.); n4-ACC Tournament (Georgia Dome, Atlanta, Ga.); n5-NCAA West First Round (Cox Arena, San Diego, Calif.)

2001-02 (15-16, ACC 7-9/T-5th)

Home: 9-7, Away: 4-6, Neutral: 2-3

| Date | Site | Result | Opponent | TR | OR | Rec |
|------|------|--------|----------|---------------------|-------|-------|
| N18 | h | L | 90-99 | Nike Elite | | exh |
| N12 | h | W | 112-85 | EA Sports All-Stars | | exh |
| N16 | h | W | 97-62 | Florida A&M | | 1-0 |
| N19 | h1 | L | 74-79 | Pennsylvania | | 1-1 |
| N22 | n1 | W | 70-65 | Eastern Illinois | | 2-1 |
| N23 | n1 | L | 66-105 | Illinois | 3/2 | 2-2 |
| N24 | n1 | L | 54-67 | Saint Louis | | 2-3 |
| N28 | h2 | W | 62-61 | Wisconsin | | 3-3 |
| D2 | a | L | 77-83 | North Carolina | | 3-4 |
| D9 | a | L | 82-95 | Georgia | | 3-5 |
| D16 | h3 | W | 96-80 | Syracuse | 13/12 | 4-5 |
| D17 | n3 | W | 83-69 | Davidson | | 5-5 |
| D21 | h | W | 79-70 | Wofford | | 6-5 |
| D23 | h | L | 69-79 | Tulane | | 6-6 |
| D29 | h | L | 92-98 | IUPUI | | 6-7 |
| J2 | h | W | 86-68 | Cornell | | 7-7 |
| J5 | h | L | 76-83 | Clemson | | 7-8 |
| J10 | a | L | 79-104 | Duke | 2/1 | 7-9 |
| J13 | h | L | 87-92 | Maryland | 4/4 | 7-10 |
| J19 | a | L | 71-84 | NC State | | 7-11 |
| J22 | h | L | 65-69 | Virginia | 7/7 | 7-12 |
| J26 | a | L | 74-87 | Wake Forest | 21/16 | 7-13 |
| J30 | h | W | 77-46 | Florida State | | 8-13 |
| F2 | h | W | 86-74 | North Carolina | | 9-13 |
| F6 | a | W | 74-50 | Clemson | | 10-13 |
| F9 | h | L | 63-95 | Duke | 1/1 | 10-14 |
| F13 | a | L | 65-85 | Maryland | 3/3 | 10-15 |
| F16 | a | W | 60-40 | Saint Louis | | 11-15 |
| F20 | h | W | 65-59 | NC State | | 12-15 |
| F23 | a | W | 82-80 | Virginia | 22/15 | 13-15 |
| F27 | h | W | 90-77 | Wake Forest | 24/22 | 14-15 |
| M2 | a | W | 86-78 | Florida State | | 15-15 |
| M8 | n4 | L | 83-92 | Wake Forest | | 15-16 |

h1-Las Vegas Invitational (Alexander Memorial Coliseum); h2-ACC-Big Ten Challenge (Alexander Memorial Coliseum); h3-Chick-fil-A Peach Bowl Classic (Philips Arena, Atlanta, Ga.); n1-Las Vegas Invitational (Valley High School, Las Vegas, Nev.); n3-Charlotte [N.C.] Coliseum; n4-ACC Tournament (Charlotte [N.C.] Coliseum)

2002-03 (16-15, ACC 7-9/5th)

Home: 13-3, Away: 2-11, Neutral: 1-1

NIT Quarterfinals

| Date | Site | Result | Opponent | TR | OR | Rec |
|------|------|--------|----------|------------------------|-------|-------|
| N10 | h | W | 110-73 | S.E. Atlanta All-Stars | | exh |
| N19 | h | W | 81-48 | Team Nike | | exh |
| N23 | h | W | 113-75 | Arkansas-Pine Bluff | | 1-0 |
| N27 | h | W | 83-77 | Georgia | 17/18 | 2-0 |
| D1 | h | W | 75-53 | Gardner-Webb | | 3-0 |
| D4 | a1 | L | 63-64 | Minnesota | 20/17 | 3-1 |
| D7 | n1 | W | 67-53 | Marist | | 4-1 |
| D15 | h2 | L | 69-70 | Tennessee | | 4-2 |
| D17 | h | W | 88-66 | Troy State | | 5-2 |
| D21 | a | L | 65-92 | Syracuse | | 5-3 |
| D29 | a | L | 77-84 | Maryland | 23/22 | 5-4 |
| J2 | a | L | 66-80 | Tulane | | 5-5 |
| J8 | h | W | 81-55 | Cornell | | 6-5 |
| J11 | h | W | 85-61 | NC State | | 7-5 |
| J14 | h | W | 81-74 | Florida State | | 8-5 |
| J19 | a | L | 66-73 | Wake Forest | 19/20 | 8-6 |
| J22 | h | W | 66-47 | Elon | | 9-6 |
| J25 | a | L | 71-91 | Duke | 3/3 | 9-7 |
| J29 | h | W | 88-68 | North Carolina | | 10-7 |
| F1 | h | W | 80-60 | Virginia | | 11-7 |
| F5 | a | L | 67-69 | Clemson | | 11-8 |
| F9 | h | W | 90-84 | Maryland | 8/8 | 12-8 |
| F12 | a | L | 57-63 | NC State | | 12-9 |
| F15 | a | L | 64-71 | Florida State | | 12-10 |
| F20 | h | L | 67-75 | Wake Forest | 10/11 | 12-11 |
| F26 | h | L | 58-77 | Duke | 6/5 | 12-12 |
| M1 | a | L | 66-67 | North Carolina | | 12-13 |
| M5 | a | W | 90-73 | Virginia | | 13-13 |
| M8 | h | W | 66-56 | Clemson | | 14-13 |
| M14 | n3 | L | 65-71 | NC State | | 14-14 |
| M19 | h1 | W | 72-58 | Ohio State | | 15-14 |
| M24 | a2 | W | 79-78 | Iowa | | 16-14 |
| M26 | a2 | L | 72-80 | Texas Tech | | 16-15 |

a1-ACC-Big Ten Challenge (Williams Arena, Minneapolis, Minn.); h1, a2-National Invitation Tournament; n1-Madison Square Garden (New York, N.Y.); h2-Chick-fil-A Peach Bowl Classic for Kids (Philips Arena, Atlanta, Ga.); n3-ACC Tournament (Greensboro Coliseum, Greensboro, N.C.)

2003-04 (28-10, ACC 9-7/T3rd)

Home: 13-3, Away: 7-5; Neutral: 8-2

NCAA National Runner-Up

| Date | Site | Result | Opponent | TR | OR | Rec |
|------|------|--------|----------|------------------------|-----------------|-------|
| N6 | h | W | 100-89 | Team Nike | | exh |
| N10 | h | W | 112-75 | S.E. Atlanta All-Stars | | exh |
| N18 | h1 | W | 79-45 | Louisiana-Lafayette | | 1-0 |
| N20 | h1 | W | 75-56 | Hofstra | | 2-0 |
| N23 | a | W | 90-69 | Cornell | | 3-0 |
| N26 | n1 | W | 77-61 | Connecticut | 1/1 | 4-0 |
| N28 | n1 | W | 85-65 | Texas Tech | 25/v | 5-0 |
| D3 | a1 | W | 73-53 | Ohio State | 13/15 | 6-0 |
| D6 | h | W | 94-43 | Tennessee State | 13/15 | 7-0 |
| D13 | h2 | W | 75-62 | Saint Louis | 10/11 | 8-0 |
| D17 | h | W | 74-41 | Alabama A&M | 5/6 | 9-0 |
| D21 | h | W | 79-66 | St. John's | 5/6 | 10-0 |
| D23 | h | W | 90-40 | Marist | 4/4 | 11-0 |
| D29 | h | W | 86-65 | Virginia Commonwealth | 3/3 | 12-0 |
| J3 | a | L | 80-83 | Georgia (ot) | 3/3 | 12-1 |
| J11 | a | L | 88-103 | North Carolina | 8/8.....12/13 | 12-2 |
| J15 | h | W | 75-57 | Virginia | 12/14 | 13-2 |
| J17 | h | W | 81-71 | Maryland | 12/14 | 14-2 |
| J20 | a | W | 73-66 | Wake Forest | 11/13.....10/7 | 15-2 |
| J24 | a | L | 72-76 | NC State | 11/13 | 15-3 |
| J27 | h | W | 76-69 | Clemson | 14/16 | 16-3 |
| J31 | h | L | 74-82 | Duke | 14/16.....1/1 | 16-4 |
| F3 | a | L | 65-81 | Florida State | 15/16 | 16-5 |
| F7 | a | W | 77-62 | Tennessee | 15/16 | 17-5 |
| F10 | h | W | 88-77 | North Carolina | 15/16.....14/17 | 18-5 |
| F14 | a | L | 80-82 | Virginia | 15/16 | 18-6 |
| F19 | a | W | 75-64 | Maryland | 18/16 | 19-6 |
| F22 | h | L | 76-80 | Wake Forest | 18/16.....15/15 | 19-7 |
| F25 | h | L | 69-79 | NC State | 18/20.....14/19 | 19-8 |
| F28 | a | W | 79-60 | Clemson | 18/20 | 20-8 |
| M3 | a | W | 76-68 | Duke | 19/22.....3/3 | 21-8 |
| M6 | h | W | 63-60 | Florida State | 19/22 | 22-8 |
| M12 | n3 | W | 83-82 | North Carolina | 14/18.....16/19 | 23-8 |
| M13 | n3 | L | 71-85 | Duke | 14/18.....5/4 | 23-9 |
| M19 | n4 | W | 65-60 | Northern Iowa | 14/15 | 24-9 |
| M21 | n4 | W | 57-54 | Boston College | 14/15.....25/v | 25-9 |
| M26 | n5 | W | 72-67 | Nevada | 14/15 | 26-9 |
| M28 | n5 | W | 79-71 | Kansas (ot) | 14/15.....16/14 | 27-9 |
| A3 | n6 | W | 67-65 | Oklahoma State | 14/15.....4/3 | 28-9 |
| A5 | n6 | L | 73-82 | Connecticut | 14/15.....7/7 | 28-10 |

a1-ACC-Big Ten Challenge (Value City Arena, Columbus, Ohio); h1-Preseason NIT; n1-Preseason NIT (Madison Square Garden, New York, N.Y.); h2-Chick-fil-A Peach Bowl Classic for Kids (Philips Arena, Atlanta, Ga.); n3-ACC Tournament (Greensboro Coliseum, Greensboro, N.C.); n4-NCAA First and Second Rounds (Bradley Center, Milwaukee, Wis.); n5-NCAA St. Louis Regional (Edward Jones Dome, St. Louis, Mo.); n6-NCAA Final Four (Alamodome, San Antonio, Texas)

2004-05 (20-12, ACC 8-8/T4th)

ALL-TIME SCORES

2005-06 (11-17, ACC 4-12/11th)

Home: 10-5, Away: 0-10; Neutral: 1-2

| Date | Site | Result | Opponent | TR | OR | Rec |
|------|------|--------|------------------|-------|----|-------|
| N6 | h W | 96-57 | Augusta State | | | exh |
| N18 | h W | 80-52 | UNC-Asheville | | | 1-0 |
| N21 | h W | 81-69 | Elon | | | 2-0 |
| N25 | h L | 51-73 | Illinois-Chicago | | | 2-1 |
| N30 | a L | 86-88 | Michigan State | 13/14 | | 2-2 |
| D4 | h W | 63-54 | Virginia | | | 3-2 |
| D7 | a L | 75-91 | Georgia | | | 3-3 |
| D10 | h W | 82-72 | Tennessee State | | | 4-3 |
| D22 | h W | 92-67 | Jacksonville | | | 5-3 |
| D28 | n1 L | 46-54 | Air Force | | | 5-4 |
| D31 | h W | 73-46 | Bethune-Cookman | | | 6-4 |
| J3 | h W | 76-67 | Vanderbilt | | | 7-4 |
| J8 | h W | 60-58 | Boston College | 11/11 | | 8-4 |
| J10 | n2 W | 85-69 | Centenary | | | 9-4 |
| J14 | a L | 78-87 | NC State | 18/18 | | 9-5 |
| J18 | a L | 71-86 | Wake Forest | | | 9-6 |
| J21 | h L | 63-73 | Clemson | | | 9-7 |
| J25 | h L | 74-86 | Maryland | 18/19 | | 9-8 |
| J29 | a L | 64-66 | Boston College | 20/18 | | 9-9 |
| J31 | a L | 62-63 | Virginia Tech | | | 9-10 |
| F4 | h L | 53-70 | Miami | | | 9-11 |
| F9 | a L | 79-80 | Florida State | | | 9-12 |
| F12 | h W | 71-68 | NC State | 16/15 | | 10-12 |
| F15 | a L | 75-82 | North Carolina | 23/23 | | 10-13 |
| F18 | a L | 84-87 | Maryland (ot) | | | 10-14 |
| F22 | h L | 66-73 | Duke | 1/1 | | 10-15 |
| F25 | h W | 76-61 | Wake Forest | | | 11-15 |
| M4 | a L | 82-95 | Clemson | | | 11-16 |
| M9 | n3 L | 64-82 | Maryland | | | 11-17 |

Note: Boston College joins ACC (12 members)

a1 - ACC-Big Ten Challenge; n1 - World Arena, Colorado Springs, Colo.; n2 - CenturyTel Center, Bossier City, La.; n3 - ACC Tournament, Greensboro Coliseum, Greensboro, N.C.

2006-07 (20-12, ACC 8-8/T-6th)

Home: 17-1, Away: 1-8, Neutral: 2-3

NCAA Tournament

| Date | Site | Result | Opponent | TR | OR | Rec |
|------|------|---------|---------------------|-------|-------|-------|
| N4 | h W | 96-52 | Morehouse | 23/21 | | exh |
| N10 | h W | 83-49 | Elon | 23/21 | | 1-0 |
| N13 | h W | 100-70 | Jackson State | 23/21 | | 2-0 |
| N16 | h W | 103-74 | Georgia State | 23/21 | | 3-0 |
| N20 | n1 W | 79-61 | Purdue | 19/19 | | 4-0 |
| N21 | n1 W | 92-85 | Memphis | 19/19 | 12/11 | 5-0 |
| N22 | n1 L | 73-88 | UCLA | 19/19 | 5/5 | 5-1 |
| N28 | h1 W | 77-73 | Penn State | 21/24 | | 6-1 |
| D3 | a L | 82-90 | at Miami | 21/24 | | 6-2 |
| D9 | a L | 64-73 | at Vanderbilt | 25N | | 6-3 |
| D18 | h W | 92-52 | Centenary | | | 7-3 |
| D22 | h W | 78-69 | Georgia | | | 8-3 |
| D28 | h W | 85-55 | Troy | | | 9-3 |
| D30 | h W | 87-43 | St. Francis, Pa. | | | 10-3 |
| J3 | h W | 97-46 | Winston-Salem State | | | 11-3 |
| J6 | a L | 74-75 | at Clemson | 23/18 | | 11-4 |
| J10 | h W | 74-63 | Duke | 11/11 | | 12-4 |
| J13 | h W | 88-80 | Florida State | | | 13-4 |
| J20 | a L | 61-77 | at North Carolina | 4/4 | | 13-5 |
| J24 | a L | 65-80 | at Maryland | | | 13-6 |
| J28 | h L | 65-73 | Virginia Tech | 24/23 | | 13-7 |
| J30 | a L | 75-85 | at Wake Forest | | | 13-8 |
| F3 | h W | 80-62 | Clemson | 25/21 | | 14-8 |
| F6 | h W | 74-65 | NC State | | | 15-8 |
| F11 | h2 W | 65-52 | Connecticut | | | 16-8 |
| F13 | a W | 63-57 | at Florida State | | | 17-8 |
| F18 | a L | 62-71 | at Duke | | | 17-9 |
| F21 | h W | 75-61 | Wake Forest | | | 18-9 |
| F24 | a L | 69-75 | at Virginia | 24N | | 18-10 |
| M1 | h W | 84-77 | North Carolina | 8/8 | | 19-10 |
| M4 | h W | 74-60 | Boston College | | | 20-10 |
| M8 | n2 L | 112-114 | Wake Forest (2ot) | | | 20-11 |
| M16 | n3 L | 63-67 | UNLV | 19/18 | | 20-12 |

h1 - ACC/Big Ten Challenge; h2 - Georgia Dome, Atlanta, Ga.; n1 - EA Sports Maui Invitational (Lahaina Civic Center, Lahaina, Maui); n2 - ACC Tournament, St. Pete Times Forum, Tampa, Fla.; n3 - NCAA Midwest First Round, United Center, Chicago, Ill.

2007-08 (15-17, ACC 7-9/T-7th)

Home: 6-7, Away: 6-8, Neutral: 3-2

| Date | Site | Result | Opponent | TR | OR | Rec |
|------|------|--------|-----------------|-------|----|-----|
| N2 | h W | 126-86 | Carson-Newman | | | exh |
| N9 | h L | 74-83 | UNC-Greensboro | | | 0-1 |
| N11 | a W | 99-85 | Tennessee State | | | 1-1 |
| N16 | n1 W | 82-77 | Charlotte | | | 2-1 |
| N18 | n1 L | 73-79 | Winthrop | | | 2-2 |
| N19 | n1 W | 70-69 | Notre Dame | | | 3-2 |
| N27 | a L | 79-83 | Indiana | 15/15 | | 3-3 |
| D1 | a L | 79-92 | Vanderbilt | | | 3-4 |
| D5 | a W | 72-67 | Georgia State | | | 4-4 |
| D18 | h L | 66-71 | Kansas | 3/3 | | 4-5 |
| D22 | h W | 86-41 | Centenary | | | 5-5 |
| D27 | h W | 83-63 | Tennessee Tech | | | 6-5 |

| | | | | | | |
|-----|------|-------|------------------|-------|--|-------|
| D30 | h L | 64-66 | Florida State | | | 6-6 |
| J6 | h W | 77-64 | Presbyterian | | | 7-6 |
| J9 | a L | 72-79 | Georgia | | | 7-7 |
| J12 | a L | 68-78 | Miami | 25N | | 7-8 |
| J16 | h L | 82-83 | North Carolina | 1/1 | | 7-9 |
| J19 | h W | 81-70 | Virginia Tech | | | 8-9 |
| J23 | a W | 77-74 | NC State | | | 9-9 |
| J27 | a W | 92-82 | Virginia (ot) | | | 10-9 |
| F2 | h L | 86-88 | Maryland | | | 10-10 |
| F6 | a W | 89-83 | Wake Forest | | | 11-10 |
| F9 | a L | 68-80 | Connecticut | 19/19 | | 11-11 |
| F14 | a L | 67-82 | Clemson | | | 11-12 |
| F17 | h L | 63-64 | Miami | | | 11-13 |
| F23 | a L | 84-92 | Virginia Tech | | | 11-14 |
| F27 | a L | 58-71 | Duke | 7/6 | | 11-15 |
| M1 | h W | 87-79 | Wake Forest (ot) | | | 12-15 |
| M3 | h L | 74-76 | Virginia | | | 12-16 |
| M6 | h W | 80-75 | Clemson | 24N | | 13-16 |
| M8 | a W | 86-78 | Boston College | | | 14-16 |
| M13 | n2 W | 94-76 | Virginia | | | 15-16 |
| M14 | n2 L | 70-82 | Duke | 7/7 | | 15-17 |

a1 - ACC/Big Ten Challenge; n1 - Paradise Jam, St. Thomas, U.S. Virgin Islands; n2 - ACC Tournament, Bobcats Arena, Charlotte, N.C.

2008-09 (12-19, ACC 2-14/12th)

Home: 9-8, Away: 2-10, Neutral: 1-1

| Date | Site | Result | Opponent | TR | OR | Rec |
|------|------|--------|---------------------|-------|----|-------|
| N7 | h W | 85-54 | Le Moyne | | | exh |
| N14 | h W | 92-47 | Winston-Salem State | | | 1-0 |
| N22 | a W | 82-76 | Mercer (ot) | | | 2-0 |
| N25 | h W | 74-47 | Arkansas-Pine Bluff | | | 3-0 |
| N28 | h W | 79-76 | Jacksonville | | | 4-0 |
| D3 | h1 L | 83-85 | Penn State | | | 4-1 |
| D6 | h W | 63-51 | Vanderbilt | | | 5-1 |
| D14 | h L | 60-66 | Illinois-Chicago | | | 5-2 |
| D17 | h W | 84-64 | Georgia State | | | 6-2 |
| D20 | a W | 86-58 | Pepperdine | | | 7-2 |
| D22 | a L | 57-76 | Southern California | | | 7-3 |
| D28 | h L | 84-88 | Virginia (ot) | | | 7-4 |
| D30 | h W | 63-58 | Tennessee State | | | 8-4 |
| J3 | a L | 77-88 | Alabama | | | 8-5 |
| J6 | h W | 67-62 | Georgia | | | 9-5 |
| J10 | a L | 61-68 | Maryland | | | 9-6 |
| J14 | h L | 56-70 | Duke | 3/2 | | 9-7 |
| J17 | a L | 71-76 | NC State (ot) | | | 9-8 |
| J20 | h L | 76-80 | Boston College (ot) | | | 9-9 |
| J25 | a L | 59-73 | Clemson | 10/9 | | 9-10 |
| J31 | h W | 76-74 | Wake Forest | 6/4 | | 10-10 |
| F5 | a L | 58-62 | Florida State | | | 10-11 |
| F8 | h L | 56-57 | Maryland | | | 10-12 |
| F11 | a L | 71-76 | Virginia Tech | | | 10-13 |
| F14 | h L | 65-86 | NC State | | | 10-14 |
| F18 | a L | 69-87 | Wake Forest | 8/8 | | 10-15 |
| F22 | h L | 73-81 | Clemson | 13/13 | | 10-16 |
| F28 | a L | 74-104 | North Carolina | 4/5 | | 10-17 |
| M4 | h W | 78-68 | Miami | | | 11-17 |
| M7 | a L | 66-67 | Boston College | | | 11-18 |
| M12 | n1 W | 86-81 | Clemson | 17/18 | | 12-18 |
| M13 | n1 L | 62-64 | Florida State | 22/22 | | 12-19 |

h1 - ACC/Big Ten Challenge; n1 - ACC Tournament, Georgia Dome, Atlanta, Ga.

2009-10 (23-13, ACC 7-9/7th)

Home: 14-2, Away: 3-8, Neutral: 6-3

NCAA Tournament Second Round

| Date | Site | Result | Opponent | TR | OR | Rec |
|------|------|--------|---------------------|-------|-------|------|
| N8 | h W | 84-76 | IUPUI (ot) | | | exh |
| N14 | h W | 100-59 | Florida A&M | 22/20 | | 1-0 |
| N19 | n1 L | 59-63 | Dayton | 21/19 | 18/21 | 1-1 |
| N20 | n1 W | 70-62 | George Mason | 21/19 | | 2-1 |
| N22 | n1 W | 85-67 | Boston University | 21/19 | | 3-1 |
| N27 | h W | 85-74 | Mercer | v25 | | 4-1 |
| D2 | h W | 74-61 | Siena | v23 | | 5-1 |
| D5 | h W | 79-53 | Southern California | v23 | | 6-1 |
| D14 | a W | 95-64 | Chattanooga | 22/15 | | 7-1 |
| D16 | h W | 65-53 | Arkansas-Pine Bluff | 22/15 | | 8-1 |
| D20 | h L | 59-66 | Florida State (ot) | 22/15 | | 8-2 |
| D22 | h W | 80-55 | Kennesaw State | v22 | | 9-2 |
| D29 | h W | 78-43 | Winston-Salem State | v20 | | 10-2 |
| J2 | a W | 76-67 | Charlotte | v20 | | 11-2 |
| J5 | a L | 66-73 | Georgia | 20/17 | | 11-3 |
| J9 | h W | 71-67 | Duke | 20/17 | 5/5 | 12-3 |
| J13 | a L | 75-82 | Virginia | 20/18 | | 12-4 |
| J16 | a W | 73-71 | North Carolina | 20/18 | 12/13 | 13-4 |
| J19 | h W | 66-64 | Clemson | 19/18 | 17/16 | 14-4 |
| J24 | a L | 66-68 | Florida State | 19/18 | | 14-5 |
| J28 | h W | 79-58 | Wake Forest | 22/22 | | 15-5 |
| J30 | h W | 98-50 | Kentucky State | 22/22 | | 16-5 |
| F4 | a L | 67-86 | Duke | 21/19 | 10/9 | 16-6 |
| F6 | h W | 73-71 | NC State | 21/19 | | 17-6 |
| F10 | a L | 62-64 | Miami | 20/20 | | 17-7 |
| F13 | a L | 64-75 | Wake Forest | 20/20 | | 17-8 |
| F16 | h W | 68-51 | North Carolina | | | 18-8 |

| | | | | | | |
|-----|------|-------|----------------|-------|--|-------|
| F20 | a L | 75-76 | Maryland | | | 18-9 |
| F27 | h W | 73-68 | Boston College | | | 19-9 |
| M2 | a L | 80-91 | Clemson | | | 19-10 |
| M6 | h L | 82-88 | Virginia Tech | | | 19-11 |
| M11 | n2 W | 62-58 | North Carolina | | | 20-11 |
| M12 | n2 W | 69-64 | Maryland | 19/19 | | 21-11 |
| M13 | n2 W | 57-54 | NC State | | | 22-11 |
| M14 | n2 L | 61-65 | Duke | 4/4 | | 22-12 |
| M19 | n3 W | 64-59 | Oklahoma State | | | 23-12 |
| M21 | n3 L | 66-75 | Ohio State | 5/7 | | 23-13 |

n1 - O'Reilly Auto Parts Puerto Rico Tip-Off; n2 - ACC Tournament, Greensboro Coliseum, Greensboro, N.C.; n3 - NCAA Midwest First and Second Rounds, Bradley Center, Milwaukee, Wis.

2010-11 (13-18, ACC 5-11/10th)

Home: 10-6, Away: 1-10, Neutral: 2-2

| Date | Site | Result | Opponent | TR | OR | Rec |
|--|-------------|--------|---------------------|------|----|-------|
| N5 | h W | 71-68 | Clark Atlanta (ot) | | | exh |
| N12 | h W | 52-39 | Charleston Southern | | | 1-0 |
| N15 | a L | 63-80 | Kennesaw State | | | 1-1 |
| N17 | h1 W | 78-51 | Albany | | | 2-1 |
| N19 | h1 W | 77-51 | Niagara | | | 3-1 |
| N26 | n1 W | 71-61 | UTEP | | | 4-1 |
| N27 | n1 L | 76-80 | Syracuse | 9/10 | | 4-2 |
| N30 | a L | 71-91 | Northwestern | | | 4-3 |
| D7 | h L | 72-73 | Georgia | | | 4-4 |
| D11 | h W | 69-59 | Savannah State | | | 5-4 |
| D18 | n2 W | 67-54 | Richmond | | | 6-4 |
| D22 | a L | 57-62 | Siena | | | 6-5 |
| D27 | h cancelled | | Fordham | | | |
| D31 | h W | 87-78 | Mercer | | | 7-5 |
| J2 | h L | 83-86 | Charlotte (2 ot) | | | 7-6 |
| J8 | a L | 75-86 | Boston College | | | 7-7 |
| J12 | a L | 62-87 | Clemson | | | 7-8 |
| J16 | h W | 78-58 | North Carolina | | | 8-8 |
| J19 | h W | 74-39 | Wake Forest | | | 9-8 |
| J22 | a L | 64-72 | Virginia | | | 9-9 |
| J25 | h W | 72-57 | Virginia Tech | | | 10-9 |
| J30 | h L | 63-74 | Maryland | | | 10-10 |
| F3 | a L | 57-59 | Miami | | | 10-11 |
| F5 | h L | 56-65 | Clemson | | | 10-12 |
| F10 | h L | 63-72 | Florida State | | | 10-13 |
| F13 | a L | 77-102 | Virginia Tech | | | 10-14 |
| F16 | h W | 62-53 | Chattanooga | | | 11-14 |
| F20 | a L | 57-79 | Duke | 5/5 | | 11-15 |
| F23 | h L | 56-62 | Virginia | | | 11-16 |
| F26 | a L | 74-79 | NC State | | | 11-17 |
| M3 | a W | 80-54 | Wake Forest | | | 12-17 |
| M6 | h W | 66-57 | Miami | | | 13-17 |
| M10 | n3 L | 43-59 | Virginia Tech | | | 13-18 |
| h1 - Legends Classic; n1 - Legends Classic, Boardwalk Hall, Atlantic City, N.J.; n2 - Battle at Atlantis, Paradise Island, Bahamas; n3 - ACC Tournament, Greensboro Coliseum, Greensboro, N.C. | | | | | | |

ALL-TIME SCORES

| | | | | | | |
|-----|----|---|-------|--------------------|-------|-------|
| F1 | a | L | 54-68 | Florida State | 21/24 | 8-14 |
| F4 | h2 | W | 51-47 | Boston College | | 9-14 |
| F9 | h | L | 52-61 | NC State | | 9-15 |
| F15 | a | L | 50-59 | Wake Forest | | 9-16 |
| F18 | a | L | 73-74 | Virginia Tech (ot) | | 9-17 |
| F21 | h2 | L | 37-56 | Clemson | | 9-18 |
| F25 | h2 | W | 63-61 | Maryland | | 10-18 |
| F29 | a | L | 52-56 | Boston College | | 10-19 |
| M3 | h2 | W | 69-62 | Wake Forest | | 11-19 |
| M8 | n2 | L | 36-54 | Miami | | 11-20 |

h1 - Arena at Gwinnett; h2 - Philips Arena; n1 - TD Arena, Charleston, S.C. (Charleston Classic); n2 - ACC Tournament, Philips Arena, Atlanta, Ga.

TECH BEGINS PLAYING HOME GAMES AT McCAMISH PAVILION

2012-13 (16-15, ACC 6-12/T-9th)

Home: 11-6, Away: 3-7, Neutral: 2-2

| Date | Site | Result | Opponent | TR | OR | Rec |
|------|------|--------|----------|--------------------|-------|-------|
| N9 | h | W | 79-61 | Tulane | | 1-0 |
| N14 | h | W | 52-38 | Presbyterian | | 2-0 |
| N22 | n1 | W | 54-36 | Rice | | 3-0 |
| N23 | n1 | L | 57-68 | California | | 3-1 |
| N25 | n1 | W | 65-56 | Saint Mary's | | 4-1 |
| N28 | a | L | 62-75 | Illinois | 22/22 | 4-2 |
| D4 | h | W | 62-54 | Georgia | | 5-2 |
| D8 | h | W | 73-66 | UNC-Wilmington | | 6-2 |
| D17 | h | W | 75-41 | Alabama State | | 7-2 |
| D22 | h | W | 73-41 | The Citadel | | 8-2 |
| D29 | h | W | 73-48 | Fordham | | 9-2 |
| J2 | h | W | 74-58 | Chattanooga | | 10-2 |
| J5 | h | L | 49-62 | Miami | | 10-3 |
| J9 | a | L | 70-83 | NC State | 20/21 | 10-4 |
| J12 | h | L | 65-70 | Virginia Tech (ot) | | 10-5 |
| J17 | a | L | 57-73 | Duke | 3/3 | 10-6 |
| J23 | a | L | 63-79 | North Carolina | | 10-7 |
| J26 | h | W | 82-62 | Wake Forest | | 11-7 |
| J29 | a | L | 60-63 | Clemson | | 11-8 |
| F3 | h | W | 66-60 | Virginia | | 12-8 |
| F5 | h | L | 54-56 | Florida State | | 12-9 |
| F9 | a | W | 64-54 | Virginia Tech | | 13-9 |
| F14 | h | L | 53-56 | Clemson | | 13-10 |
| F16 | a | W | 57-56 | Wake Forest | | 14-10 |
| F19 | h | L | 58-70 | North Carolina | | 14-11 |
| F24 | a | L | 54-82 | Virginia | | 14-12 |
| F27 | h | W | 78-68 | Maryland | | 15-12 |
| M3 | h | L | 57-70 | NC State | | 15-13 |
| M6 | a | W | 71-69 | Miami | 6/7 | 16-13 |
| M9 | a | L | 72-74 | Boston College | | 16-14 |
| n14 | n2 | L | 64-84 | Boston College | | 16-15 |

n1 - Anaheim Convention Center, Anaheim, Calif. (DirecTV Classic); n2 - ACC Tournament, Greensboro (N.C.) Coliseum.

2013-14 (16-17, ACC 6-12/T-11th)

Home: 10-7, Away: 5-7, Neutral: 1-3

| Date | Site | Result | Opponent | TR | OR | Rec |
|------|------|--------|----------|--------------------------|-------|-------|
| N1 | h | W | 90-53 | Young Harris | | exh |
| N8 | h | W | 88-57 | Presbyterian | | 1-0 |
| N11 | h | W | 68-50 | Delaware State | | 2-0 |
| N15 | a | W | 80-71 | Georgia | | 3-0 |
| N20 | h | L | 72-82 | Dayton | | 3-1 |
| N24 | h | W | 78-71 | North Carolina A&T | | 4-1 |
| N26 | h | W | 76-59 | Mississippi Valley State | | 5-1 |
| N29 | n1 | L | 67-77 | Mississippi | | 5-2 |
| N30 | n1 | L | 58-69 | St. John's | | 5-3 |
| D3 | h | W | 67-64 | Illinois | | 6-3 |
| D7 | h | W | 87-57 | East Tennessee State | | 7-3 |
| D16 | h | W | 74-57 | Kennesaw State | | 8-3 |
| D21 | a | L | 63-76 | Vanderbilt | | 8-4 |
| D29 | a | W | 58-55 | Charlotte | | 9-4 |
| J4 | a | L | 61-77 | Maryland | | 9-5 |
| J7 | a | L | 57-79 | Duke | 16/13 | 9-6 |
| J11 | h | W | 74-69 | Notre Dame | | 10-6 |
| J14 | h | L | 74-81 | Pittsburgh | 22/21 | 10-7 |
| J18 | h | L | 42-56 | Miami | | 10-8 |
| J21 | a | W | 68-60 | Boston College | | 11-8 |
| J26 | a | L | 78-80 | NC State (ot) | | 11-9 |
| J29 | h | L | 65-78 | North Carolina | | 11-10 |
| F1 | a | W | 79-70 | Wake Forest | | 12-10 |
| F4 | a | L | 41-45 | Clemson | | 12-11 |
| F8 | h | L | 45-64 | Virginia | 20/21 | 12-12 |
| F13 | h | W | 74-71 | Boston College | | 13-12 |
| F18 | h | L | 51-68 | Duke | 5/6 | 13-13 |
| F22 | h | L | 55-63 | Clemson | | 13-14 |
| F26 | a | L | 62-65 | Notre Dame | | 13-15 |
| M2 | a | L | 71-81 | Florida State | | 13-16 |
| M4 | a | W | 67-62 | Syracuse | 7/7 | 14-16 |
| M8 | h | W | 62-51 | Virginia Tech | | 15-16 |
| M12 | n2 | W | 73-70 | Boston College (ot) | | 16-16 |
| M13 | n2 | L | 65-69 | Clemson (ot) | | 16-17 |

n1 - Barclays Center, Brooklyn, N.Y. (Barclays Center Classic); n2 - ACC Tournament, Greensboro (N.C.) Coliseum

2014-15 (12-19, ACC 3-15/13th)

Home: 8-8, Away: 2-9, Neutral: 2-2

| Date | Site | Result | Opponent | TR | OR | Rec |
|------|------|--------|----------|-------------------|-------|-------|
| N7 | h | W | 74-41 | Clayton State | | exh |
| N14 | h | W | 80-73 | Georgia | | 1-0 |
| N18 | h | W | 66-46 | Alabama A&M | | 2-0 |
| N21 | h | W | 78-69 | Purdue Fort Wayne | | 3-0 |
| N27 | n1 | L | 70-72 | Marquette | | 3-1 |
| N28 | n1 | W | 61-54 | Rider | | 4-1 |
| N30 | n1 | W | 64-61 | Rhode Island | | 5-1 |
| D3 | a | W | 66-58 | Northwestern | | 6-1 |
| D6 | h | L | 54-59 | USC Upstate | | 6-2 |
| D15 | h | W | 70-57 | Appalachian State | | 7-2 |
| D20 | h | W | 65-60 | Vanderbilt | | 8-2 |
| D23 | a | L | 61-75 | Dayton | | 8-3 |
| D30 | h | W | 67-66 | Charlotte | | 9-3 |
| J3 | a | L | 76-83 | Notre Dame (2ot) | 14/13 | 9-4 |
| J7 | h | L | 45-46 | Syracuse | | 9-5 |
| J10 | a | L | 69-76 | Wake Forest | | 9-6 |
| J14 | h | L | 59-62 | Notre Dame | 12/12 | 9-7 |
| J17 | a | L | 65-70 | Pittsburgh | | 9-8 |
| J22 | a | L | 28-57 | Virginia | 2/2 | 9-9 |
| J25 | h | L | 62-64 | Boston College | | 9-10 |
| J28 | a | W | 70-50 | Miami | 23/23 | 10-10 |
| J31 | h | L | 80-81 | NC State (ot) | | 10-11 |
| F4 | a | L | 66-72 | Duke | 4/5 | 10-12 |
| F7 | h | W | 73-59 | Wake Forest | | 11-12 |
| F9 | a | L | 63-65 | Virginia Tech | | 11-13 |
| F14 | h | L | 53-57 | Florida State | | 11-14 |
| F16 | h | W | 63-52 | Clemson | | 12-14 |
| F21 | a | L | 60-89 | North Carolina | 15/16 | 12-15 |
| F23 | h | L | 51-52 | Louisville | 17/15 | 12-16 |
| F28 | a | L | 63-70 | Clemson (ot) | | 12-17 |
| M3 | h | L | 49-81 | North Carolina | 19/19 | 12-18 |
| M10 | n2 | L | 65-66 | Boston College | | 12-19 |

Note: Louisville, Notre Dame, Pittsburgh, Syracuse join ACC, Maryland leaves (15 members)

n1 - Lake Buena Vista, Fla. (Orlando Classic); n2 - ACC Tournament, Greensboro (N.C.) Coliseum

2015-16 (21-15, ACC 8-10/11th)

Home: 14-5, Away: 5-8, Neutral: 2-2

| Date | Site | Result | Opponent | TR | OR | Rec |
|------|------|--------|----------|------------------------|-------|-------|
| N13 | h | W | 116-81 | Cornell | | 1-0 |
| N16 | h | W | 69-67 | Tennessee | | 2-0 |
| N19 | h | W | 107-77 | Green Bay | | 3-0 |
| N22 | h | L | 68-69 | East Tennessee State | | 3-1 |
| N26 | n1 | W | 83-73 | Arkansas | | 4-1 |
| N27 | n1 | L | 52-69 | Villanova | 8/9 | 4-2 |
| D1 | h | W | 77-61 | Wofford | | 5-2 |
| D5 | a | W | 76-68 | Tulane | | 6-2 |
| D15 | h | W | 77-64 | VCU | | 7-2 |
| D19 | a | L | 61-75 | Georgia | | 7-3 |
| D21 | h | W | 75-62 | Southeastern Louisiana | | 8-3 |
| D23 | h | W | 76-60 | Colgate | | 9-3 |
| D29 | h | W | 73-67 | Duquesne | | 10-3 |
| J2 | a | L | 78-86 | North Carolina | 7/8 | 10-4 |
| J6 | a | L | 84-89 | Pittsburgh | 24/21 | 10-5 |
| J9 | h | W | 68-64 | Virginia | 4/4 | 11-5 |
| J13 | a | L | 64-72 | Notre Dame | | 11-6 |
| J16 | h | L | 77-78 | Virginia Tech | | 11-7 |
| J23 | h | L | 71-75 | Louisville | 17/16 | 11-8 |
| J27 | a | W | 90-83 | NC State | | 12-8 |
| J30 | a | L | 57-60 | Syracuse | | 12-9 |
| F2 | h | L | 71-80 | Duke | | 12-10 |
| F7 | h | L | 68-75 | Miami | 17/15 | 12-11 |
| F10 | h | W | 71-66 | Wake Forest | | 13-11 |
| F13 | a | L | 52-66 | Clemson | | 13-12 |
| F17 | a | W | 86-80 | Florida State | | 14-12 |
| F20 | h | W | 63-62 | Notre Dame | 19/18 | 15-12 |
| F23 | h | W | 75-73 | Clemson | | 16-12 |
| F27 | a | W | 76-71 | Boston College | | 17-12 |
| M1 | a | L | 53-56 | Louisville | 11/x | 17-13 |
| M5 | h | W | 63-59 | Pittsburgh | | 18-13 |
| M9 | n2 | W | 88-85 | Clemson (ot) | | 19-13 |
| M10 | n2 | L | 52-72 | Virginia | 4/4 | 19-14 |
| M16 | h | W | 81-62 | Houston* | | 20-14 |
| M21 | a | W | 83-66 | South Carolina* | | 21-14 |
| M23 | a | L | 56-72 | San Diego State* | | 21-15 |

n1 - NIT Season Tip-Off, Barclays Center, Brooklyn, N.Y.; n2 - ACC Tournament, Verizon Center, Washington, D.C.; *National Invitation Tournament

Josh Pastner

Arizona '97

Record: 26-52 (.333)

2016-present (3 seasons)



2016-17 (!0-15, ACC !0-10)

Home: 0-4, Away: 0-10, Neutral: 0-2

| Date | Site | Result | Opponent | TR | OR | Rec |
|------|------|--------|----------|--------------------|-------|-------|
| N5 | h | W | 95-87 | Shorter (ot) | | exh |
| N11 | h | W! | 70-55 | Tennessee Tech | | 1-0 |
| N14 | h | W! | 77-62 | Southern | | 2-0 |
| N18 | h | L | 61-67 | Ohio | | 2-1 |
| N22 | h | W! | 81-73 | Sam Houston State | | 3-1 |
| N26 | h | W! | 82-68 | Tulane | | 4-1 |
| N29 | a | L | 60-67 | Penn State | | 4-2 |
| D3 | a | L | 58-81 | Tennessee | | 4-3 |
| D7 | a | W! | 76-73 | VCU (ot) | | 5-3 |
| D18 | h | W! | 74-50 | Alcorn State | | 6-3 |
| D20 | h | L | 43-60 | Georgia | | 6-4 |
| D22 | h | W! | 76-72 | Wofford | | 7-4 |
| D28 | h | W! | 59-52 | North Carolina A&T | | 8-4 |
| D31 | h | W! | 75-63 | North Carolina | 9/10 | 9-4 |
| J4 | a | L | 57-110 | Duke | 8/8 | 9-5 |
| J7 | h | L | 50-65 | Louisville | 9/9 | 9-6 |
| J12 | h | W! | 75-63 | Clemson | | 10-6 |
| J15 | a | W! | 86-76 | NC State | | 11-6 |
| J18 | a | L | 61-62 | Virginia Tech | | 11-7 |
| J21 | a | L | 49-62 | Virginia | 16/16 | 11-8 |
| J25 | h | W! | 78-56 | Florida State | 6/8 | 12-8 |
| J28 | h | W! | 62-60 | Notre Dame | 14/12 | 13-8 |
| F1 | a | L | 62-74 | Clemson | | 13-9 |
| F4 | a | L | 69-81 | Wake Forest | | 13-10 |
| F7 | h | W! | 96-58 | Tusculum | | 14-10 |
| F11 | h | W! | 65-54 | Boston College | | 15-10 |
| F15 | a | L | 61-70 | Miami | | 15-11 |
| F19 | h | W! | 71-65 | Syracuse | | 16-11 |
| F21 | h | L | 69-71 | NC State | | 16-12 |
| F26 | a | L | 60-64 | Notre Dame | 21/17 | 16-13 |
| F28 | h | W! | 61-52 | Pittsburgh | | 17-13 |
| M4 | a | L | 61-90 | Syracuse | | 17-14 |
| M7 | n1 | L | 59-61 | Pittsburgh | | 17-15 |
| M14 | h | W! | 75-63 | Indiana* | | 18-15 |
| M19 | h | W! | 71-57 | Belmont* | | 19-15 |
| M21 | a | W! | 74-66 | Ole Miss* | | 20-15 |
| M28 | n2 | W! | 76-61 | CSU Bakersfield* | | 21-15 |
| M30 | n2 | L! | 56-88 | TCU* | | 21-16 |

! Georgia Tech had 21 wins and one loss during the 2016-17 season, and its NIT appearance, vacated by the NCAA Committee on Infractions. n1 - ACC Tournament, Barclays Center, Brooklyn, N.Y.; n2 - Madison Square Garden, New York, N.Y.; *National Invitation Tournament

2017-18 (!12-19, ACC 6-12/13th)

Home: 11-7, Away: 1-10, Neutral: 0-2

| Date | Site | Result | Opponent | TR..... | OR..... | Rec..... |
|------|------|--------|------------------------------------|---------|---------|----------|
| O28 | h | L | 58-65 Georgia State | | | exh |
| N2 | h | W | 78-60 Faulkner | | | exh |
| N10 | n1 | L | 60-63 UCLA | 21/18 | | 0-1 |
| N19 | h | W! | 65-62 Bethune-Cookman | | | 1-1 |
| N22 | h | W | 78-68 UT Rio Grande Valley | | | 2-1 |
| N24 | h | W | 63-49 North Texas | | | 3-1 |
| N28 | h | W | 52-51 Northwestern | | | 4-1 |
| D1 | h | L | 63-64 Grambling State | | | 4-2 |
| D3 | h | L | 70-77 Tennessee | | | 4-3 |
| D6 | a | L | 60-63 at Wofford | | | 4-4 |
| D17 | h | W | 79-54 Florida A&M | | | 5-4 |
| D19 | a | L | 59-80 at Georgia | | | 5-5 |
| D22 | h | L | 81-85 Wright State | | | 5-6 |
| D27 | h | W | 76-62 Coppin State | | | 6-6 |
| D30 | a | L | 59-68 at Notre Dame | | | 6-7 |
| J3 | h | W | 64-54 Miami | 15/17 | | 7-7 |
| J6 | h | W | 74-60 Yale | | | 8-7 |
| J10 | h | W | 60-53 Notre Dame | rv/25 | | 9-7 |
| J13 | a | W | 64-54 at Pittsburgh | | | 10-7 |
| J18 | h | L | 68-64 Virginia | 2/2 | | 10-8 |
| J20 | a | L | 66-80 at North Carolina | 15/14 | | 10-9 |
| J24 | a | L | 77-88 at Florida State | | | 10-10 |
| J28 | h | L | 70-72 Clemson | 18/17 | | 10-11 |
| F1 | h | W | 55-51 Syracuse | | | 11-11 |
| F4 | a | L | 72-80 at Boston College (ot) | | | 11-12 |
| F8 | a | L | 54-77 at Louisville | | | 11-13 |
| F11 | h | L | 69-80 Duke | 9/8 | | 11-14 |
| F14 | a | L | 62-79 at Wake Forest | | | 11-15 |
| F17 | h | W | 56-76 Virginia Tech | | | 11-16 |
| F21 | a | L | 54-65 at Virginia | 1/2 | | 11-17 |
| F24 | a | L | 67-75 at Clemson | 15/17 | | 11-18 |
| M1 | h | W | 78-75 NC State | | | 12-18 |
| M3 | h | W | 64-56 Wake Forest | | | 13-18 |
| M6 | n? | L | 77-87 Boston College | | | 13-19 |

ALL-TIME SCORES

2018-19 (14-18, ACC 6-12/10th)

Home: 11-7, Away: 3-9, Neutral: 0-2

| Date | Site | Result | Opponent | TR | OR | Rec |
|------|------|--------|----------------------------|-------|----|-------|
| N3 | h | W | 87-36 Florida Tech | | | exh |
| N9 | h | W | 88-69 Lamar | | | 1-0 |
| N13 | a | L | 53-66 at Tennessee | 5/6 | | 1-1 |
| N16 | h | W | 79-54 East Carolina | | | 2-1 |
| N21 | h | W | 72-44 UT Rio Grande Valley | | | 3-1 |
| N23 | h | W | 65-54 Prairie View A&M | | | 4-1 |
| N28 | a | L | 61-67 at Northwestern | | | 4-2 |
| D1 | n1 | L | 73-76 vs. St. John's | | | 4-3 |
| D9 | h | W | 73-40 Florida A&M | | | 5-3 |
| D17 | h | L | 69-79 Gardner-Webb | | | 5-4 |
| D19 | a | W | 69-65 at Arkansas | | | 6-4 |
| D22 | h | L | 59-70 Georgia | | | 6-5 |
| D28 | h | W | 87-57 Kennesaw State | | | 7-5 |
| J2 | h | W | 79-63 USC Upstate | | | 8-5 |
| J5 | h | W | 92-79 Wake Forest | | | 9-5 |
| J9 | h | L | 49-52 Virginia Tech | 9/7 | | 9-6 |
| J12 | a | W | 73-59 at Syracuse | | | 10-6 |
| J16 | a | L | 60-72 at Clemson | | | 10-7 |
| J19 | h | L | 51-79 Louisville | | | 10-8 |
| J22 | h | W | 63-61 Notre Dame | | | 11-8 |
| J26 | a | L | 53-66 at Duke | 2/2 | | 11-9 |
| J29 | h | L | 54-77 North Carolina | 9/10 | | 11-10 |
| F2 | a | L | 49-59 at Florida State | 25/iv | | 11-11 |
| F6 | h | L | 42-65 Clemson | | | 11-12 |
| F10 | a | L | 59-69 at Notre Dame | | | 11-13 |
| F13 | a | L | 68-76 at Virginia Tech | 22/16 | | 11-14 |
| F16 | h | L | 47-69 Florida State | 17/19 | | 11-15 |
| F20 | h | W | 73-65 Pittsburgh | | | 12-15 |
| F23 | a | L | 65-80 at Miami | | | 12-16 |
| F27 | a | L | 51-81 at Virginia | 2/2 | | 12-17 |
| M3 | h | W | 81-78 Boston College (ot) | | | 13-17 |
| M6 | a | W | 63-61 at NC State | | | 14-17 |
| M12 | n2 | L | 71-78 vs. Notre Dame | | | 14-18 |

n1 - Miami Hoophall Invitational, American Airlines Arena, Miami, Fla.; n2 - ACC Tournament, Spectrum Center, Charlotte, N.C.

WINS OVER NO. 1

Georgia Tech vs. No. 1 (8-35)

| Date | Opponent | Opp | GT | Result |
|----------|----------------------|------|-------|------------|
| 2-19-49 | Kentucky | 1-na | nr | aL, 32-78 |
| 2-9-51 | Kentucky | 1-1 | nr | aL, 42-75 |
| 3-2-51 | Kentucky (SEC) | 1-1 | nr | nL, 56-82 |
| 2-9-52 | Kentucky | 1-1 | nr | aL, 42-93 |
| 2-28-52 | Kentucky (SEC) | 1-1 | nr | nL, 59-80 |
| 1-9-54 | Kentucky | 1-1 | nr | aL, 53-105 |
| 2-2-54 | Kentucky | 1-1 | nr | aL, 48-99 |
| 1-8-55 | Kentucky | 1-1 | nr | aW, 59-58 |
| 1-31-55 | Kentucky | 1-1 | nr | hW, 65-59 |
| 1-3-59 | Kentucky | 1-1 | nr | aL, 62-72 |
| 1-26-59 | Kentucky | 1-1 | nr | hL, 70-94 |
| 1-4-64 | Kentucky | 1-1 | nr | hW, 67-76 |
| 12-29-66 | UCLA | 1-1 | nr | aL, 72-91 |
| 1-7-80 | Duke | 1-1 | nr | aL, 42-55 |
| 2-16-81 | Virginia | 1-1 | nr | aL, 42-83 |
| 1-23-82 | North Carolina | 1-1 | nr | hL, 54-66 |
| 2-15-82 | Virginia | 1-1 | nr | hL, 52-56 |
| 3-4-82 | North Carolina (ACC) | 1-1 | nr | nL, 39-55 |
| 1-28-84 | North Carolina | 1-1 | nr | aL, 61-73 |
| 2-29-84 | North Carolina | 1-1 | nr | hL, 56-69 |
| 3-23-85 | Georgetown (NCAA) | 1-1 | 6-6 | nL, 54-60 |
| 1-25-86 | North Carolina | 1-1 | 4-3 | aL, 77-85 |
| 2-4-86 | North Carolina (ot) | 1-1 | 2-2 | hL, 77-78 |
| 3-9-86 | Duke (ACC) | 1-1 | 6-6 | nL, 67-68 |
| 1-24-87 | North Carolina | 2-1 | nr | aL, 55-92 |
| 1-11-92 | Duke | 1-1 | 14-15 | aL, 84-97 |
| 2-12-92 | Duke | 1-1 | nr-24 | hL, 62-71 |
| 3-14-92 | Duke (ACC) | 1-1 | nr | nL, 76-89 |
| 1-10-93 | Duke | 1-1 | 10-11 | hW, 80-79 |
| 3-14-93 | North Carolina (ACC) | 1-1 | nr | nW, 77-75 |
| 1-12-94 | North Carolina | 1-1 | 17-18 | hW, 89-69 |
| 2-12-94 | North Carolina | 1-1 | nr | aW, 96-89 |
| 2-12-95 | North Carolina | 1-1 | 18-15 | hL, 81-85 |
| 1-8-98 | North Carolina | 1-1 | nr | aL, 75-96 |
| 2-1-98 | Duke | 1-1 | nr | aL, 69-90 |
| 2-25-98 | Duke | 1-1 | nr | hL, 53-76 |
| 1-10-02 | Duke | 2-1 | nr | aL, 79-104 |
| 2-9-02 | Duke | 1-1 | nr | hL, 63-95 |
| 11-26-03 | Connecticut | 1-1 | nr | nW, 77-61 |
| 1-31-04 | Duke | 1-1 | nr | hL, 74-82 |
| 2-22-06 | Duke | 1-1 | nr | hL, 66-73 |
| 1-16-08 | North Carolina | 1-1 | nr | hL, 82-83 |
| 2-21-18 | Virginia | 1-2 | nr | aL, 54-65 |

AP-UPI through 1990-91, AP-Coaches beginning in 1991-92.

NOTE: Georgia Tech ranks fourth all-time in wins vs. AP No. 1-ranked teams behind UNC (12), UCLA (10) and Maryland (9). Duke also has eight.

Tech 59, Kentucky 58 - Jan. 8, 1955

Joe Helms' jump shot with 11 seconds to play gave Georgia Tech a stunning 59-58 upset over No. 1-ranked Kentucky at Memorial Coliseum, ending the Wildcats' 129-game home winning streak. Kentucky had not lost a Southeastern Conference game in 16 years and were riding a 32-game winning streak, but trailed 26-23 at the half and 38-30 in the second half. Still, the Wildcats led by three with 1:14 left. After Kentucky missed a pair of free throws, Tech's Bobby Kimmel was fouled on the rebound and hit two free throws to pull the Jackets within one. With Kentucky's Bill Evans trying to run out the clock, Kimmel tied him up and Helms snatched the ball and then let fly with the winning shot.

Tech 65, Kentucky 59 - Jan. 31, 1955

Just 23 days after stunning No. 1 Kentucky on its homecourt, Georgia Tech again downed the mighty Wildcats, 65-59, at Heisman Gym. Tech's backcourt of Bobby Kimmel and Joe Helms combined for 44 points, and the Yellow Jackets connected on 25 free throws to just five for the Wildcats. Tech never trailed in the game, jumping to a 15-8 lead in the early going. Kentucky pulled within 18-16 but could get no closer as the Jackets took a 32-24 lead into the intermission. In the second half, Tech went ahead by as many as 14 points, leading 58-44 with six minutes to play.

Tech 76, Kentucky 67 - Jan. 4, 1964

Kentucky native R.D. Craddock scored 25 points as Georgia Tech shocked the top-ranked Wildcats, 76-67, at Alexander Memorial Coliseum. Charlie Spooner added 16 points and Mick Stenftenagel 15 for the Jackets as Tech head coach Whack Hyder recorded his ninth victory over Adolph Rupp's Wildcats, including three wins over No. 1-ranked Kentucky teams. Craddock, who was 5-for-8 from the field and 15-for-17 from the foul line, scored 19 points in the second half as Tech rallied from a 32-30 halftime deficit to lead by as many as 13 points. Leading 48-43, Tech scored seven straight points on field goals by Craddock and Jim Caldwell and three free throws by Bill Edison, to go up 55-43 with 10:35 to play and then held off the Wildcats with free throw shooting, hitting 17 in a row in one stretch.

Tech 80, Duke 79 - Jan. 10, 1993

Freshman Drew Barry came off the bench to record 11 points, five assists and four steals, as No. 10 Georgia Tech knocked off No. 1-ranked Duke, 80-79, at Alexander Memorial Coliseum, ending a 23-game winning streak for the defending national champions. Barry and freshman Martice Moore combined for 15 of Tech's 19 points during a second half stretch in which the Jackets took a 76-74 lead with 1:04 to go. Tech began the game with a 12-0 run and led by as many as 14 in the first half before Duke pulled within 44-37 at the half. The Blue Devils led 60-59 when Moore's three-pointer put Tech ahead 62-60 with 8:47 left. Duke tied the score three times after that but never led.

Tech 77, North Carolina 75 - Mar. 14, 1993

James Forrest had 27 points and 10 rebounds to lead Georgia Tech to a 77-75 victory over top-ranked North Carolina in the championship game of the ACC Tournament at the Charlotte (N.C.) Coliseum. The Tar Heels led by one point midway through the second half when Forrest ignited an 11-0 run that put Tech up 66-58 with six minutes to play. Forrest hit 11 of 19 field goals against the Heels as he averaged 26.7 points and shot 69 percent for the tournament.

Tech 89, North Carolina 69 - Jan. 12, 1994

Travis Best had 27 points, nine assists and only one turnover and James Forrest added 22 points as Georgia Tech downed its third straight No. 1-ranked team with an 89-69 upset over North Carolina at Alexander Memorial Coliseum. After leading by as many as 13 in the first half, Tech held a 38-35 advantage at the intermission. The score was tied at 44-44 with 16 minutes to play when Fred Vinson came off the bench to hit three three-pointers and another long jumper, helping Tech build a 66-56 lead with 8:03 remaining.


Tech 96, North Carolina 89 - Feb. 12, 1994

Fred Vinson scored a career-high 26 points, 24 of them on eight three-pointers, and James Forrest added 25 points and 17 rebounds as Georgia Tech knocked off a No. 1 ranked team for the fourth straight time with a 96-89 win at North Carolina. Tech hit a school-record 15 three-pointers in defeating a top-ranked Tar Heel team for the third time in less than a year. Tech trailed by 15 points in the first half and stayed close only by nailing nine treys, five by Vinson. Trailing 48-41, Tech opened the second half with three straight threes. Travis Best gave Tech the lead for good, 85-84, with 1:54 left when he drained a 15-footer as the shot clock expired, and the Jackets hit nine of 10 free throws in the final minute to seal the win.

Tech 77, Connecticut 61 - Nov. 26, 2003

In the semifinals of the Preseason NIT in Madison Square Garden, Georgia Tech made the most of its pressure defense to create turnovers and fastbreak opportunities to create the runaway victory. B.J. Elder and Isma'il Muhammad led the way with 22 points each, while the Yellow Jackets held the Huskies' All-Americans, guard Ben Gordon and center Emeka Okafor, to 22 total points between them. UConn managed to shoot just 37.9 percent from the floor, made just 1 of 10 three-point attempts and 10 of 30 free throw tries. Tech finished the first half with a 7-2 run for a 42-35 lead, then extended the advantage to as many as 19 in the second half while holding the Huskies to just 26 points after intermission.

AT LEFT, BOBBY CREMINS EXHORTS THE ALEXANDER MEMORIAL COLISEUM CROWD DURING THE CLOSING MOMENTS OF TECH'S 80-79 UPSET OF THE NO. 1-RANKED BLUE DEVILS IN 1993.



TECH IN THE NATIONAL RANKINGS

1959-60

| Date | AP | UPI | W-L |
|-------|----|-----|------|
| Final | - | 8 | 22-6 |

1962-63

| Date | AP | UPI | W-L |
|---------|----|-----|------|
| Dec. 24 | - | 18 | 5-0 |
| Dec. 31 | - | 13 | 7-0 |
| Jan. 7 | 7 | 7 | 9-0 |
| Jan. 14 | 7 | 6 | 11-0 |
| Jan. 21 | 7 | 6 | 12-1 |
| Jan. 28 | 6 | 6 | 14-1 |
| Feb. 4 | 6 | 6 | 16-1 |
| Feb. 11 | 10 | 9 | 17-3 |
| Feb. 18 | - | 10 | 18-4 |
| Feb. 25 | 10 | 12 | 20-4 |

1977-78

| Date | AP | UPI | W-L |
|---------|----|-----|-------|
| Feb. 27 | - | 18 | 14-11 |

1983-84

| Date | AP | UPI | USA | W-L |
|---------|----|-----|-----|------|
| Jan. 17 | - | - | 25 | 11-2 |
| Jan. 24 | - | - | 19 | 13-2 |
| Jan. 31 | 18 | - | 16 | 14-4 |
| Feb. 7 | 18 | - | 16 | 15-5 |
| Feb. 14 | - | - | 24 | 15-7 |

1984-85

| Date | AP | UPI | USA | W-L |
|---------|----|-----|-----|------|
| Dec. 4 | 15 | 14 | 14 | 3-0 |
| Dec. 11 | 12 | 14 | 11 | 3-0 |
| Dec. 18 | 13 | 13 | 10 | 4-1 |
| Jan. 8 | 9 | 10 | 10 | 10-2 |
| Jan. 15 | 17 | 15 | 15 | 11-3 |
| Jan. 22 | 16 | 17 | 15 | 13-3 |
| Jan. 29 | 8 | 9 | 9 | 15-3 |
| Feb. 5 | 10 | 7 | 8 | 16-4 |
| Feb. 12 | 6 | 15 | 5 | 18-4 |
| Feb. 19 | 8 | 9 | 9 | 18-5 |
| Feb. 26 | 10 | 13 | 12 | 19-6 |
| Mar. 12 | 6 | 6 | 6 | 24-7 |
| Final | 6 | 6 | 4 | 27-8 |

1985-86

| Date | AP | UPI | USA | W-L |
|-----------|----|-----|-----|------|
| Preseason | 1 | 2 | 1 | 0-0 |
| Nov. 25 | 2 | 2 | 2 | 0-0 |
| Dec. 2 | 5 | 4 | 5 | 1-1 |
| Dec. 9 | 15 | 6 | 5 | 4-1 |
| Dec. 16 | 7 | 7 | 5 | 4-1 |
| Dec. 23 | 7 | 6 | 6 | 7-1 |
| Dec. 30 | 6 | 6 | 6 | 9-1 |
| Jan. 6 | 5 | 5 | 5 | 11-1 |
| Jan. 13 | 5 | 5 | 5 | 14-1 |
| Jan. 20 | 4 | 3 | 2 | 15-1 |
| Jan. 27 | 3 | 3 | 3 | 16-2 |
| Feb. 3 | 2 | 12 | 2 | 17-2 |
| Feb. 10 | 5 | 5 | 4 | 18-4 |
| Feb. 17 | 5 | 5 | 4 | 19-4 |
| Feb. 24 | 4 | 13 | 4 | 21-4 |
| Final | 6 | 6 | 6 | 23-5 |

1986-87

| Date | AP | UPI | USA | W-L |
|-----------|----|-----|-----|-------|
| Preseason | 6 | 10 | 13 | 0-0 |
| Dec. 1 | 15 | - | 18 | 1-1 |
| Dec. 8 | 16 | - | 17 | 3-1 |
| Dec. 15 | 15 | - | 15 | 3-2 |
| Dec. 22 | 19 | - | 19 | 5-2 |
| Dec. 29 | 18 | - | 20 | 6-2 |
| Jan. 5 | 19 | - | 19 | 7-3 |
| Jan. 12 | - | - | 24 | 7-4 |
| Jan. 19 | - | - | 23 | 9-4 |
| Jan. 26 | - | - | - | 9-7 |
| Feb. 2 | - | - | - | 11-7 |
| Feb. 9 | - | - | - | 13-7 |
| Feb. 16 | - | - | 23 | 15-7 |
| Feb. 23 | - | - | - | 16-9 |
| Mar. 2 | - | - | - | 16-11 |

1987-88

| Date | AP | UPI | USA | W-L |
|-----------|----|-----|-----|------|
| Preseason | 18 | 19 | 16 | 0-0 |
| Nov. 30 | - | - | 20 | 1-1 |
| Dec. 7 | - | - | 20 | 3-1 |
| Dec. 14 | - | - | 19 | 4-1 |
| Dec. 21 | - | 20 | - | 6-1 |
| Dec. 28 | - | - | - | 6-2 |
| Jan. 4 | - | - | - | 9-2 |
| Jan. 11 | - | - | 23 | 11-2 |
| Jan. 18 | - | - | - | 12-3 |
| Jan. 25 | - | - | - | 13-4 |
| Feb. 1 | - | - | - | 14-5 |
| Feb. 8 | - | - | - | 15-6 |
| Feb. 15 | - | - | 22 | 17-6 |
| Feb. 22 | 20 | 16 | 15 | 19-6 |
| Feb. 29 | 13 | 15 | 16 | 21-6 |
| Mar. 7 | 18 | 18 | 18 | 21-8 |

1988-89

| Date | AP | UPI | USA | W-L |
|-----------|----|-----|-----|-------|
| Preseason | 13 | 16 | - | 0-0 |
| Nov. 21 | 14 | 16 | 12 | 0-0 |
| Nov. 28 | 12 | 12 | 12 | 2-0 |
| Dec. 5 | 12 | 12 | 10 | 3-0 |
| Dec. 12 | 11 | 11 | 10 | 4-0 |
| Dec. 19 | 16 | 16 | 17 | 4-1 |
| Dec. 26 | 17 | 17 | 18 | 5-1 |
| Jan. 2 | 19 | 16 | 19 | 7-2 |
| Jan. 9 | 19 | 16 | 18 | 9-2 |
| Jan. 16 | - | 20 | 24 | 10-4 |
| Jan. 23 | - | 19 | 21 | 11-5 |
| Jan. 30 | - | - | 23 | 12-6 |
| Feb. 6 | 20 | 120 | 19 | 14-6 |
| Feb. 13 | - | - | 21 | 16-7 |
| Feb. 20 | - | - | 24 | 17-8 |
| Feb. 27 | - | - | 23 | 19-9 |
| Mar. 6 | - | - | 22 | 20-10 |
| Final | - | - | - | 20-12 |

1989-90

| Date | AP | UPI | USA | W-L |
|-----------|----|-----|-----|------|
| Preseason | 15 | 22 | 23 | 0-0 |
| Nov. 27 | 21 | 19 | 21 | 1-0 |
| Dec. 4 | 18 | 118 | 16 | 3-0 |
| Dec. 11 | 15 | 16 | 15 | 4-0 |
| Dec. 18 | 14 | 13 | 12 | 5-0 |
| Dec. 25 | 14 | 13 | 12 | 6-0 |
| Jan. 2 | 12 | 12 | 11 | 8-0 |
| Jan. 8 | 9 | 9 | 9 | 10-0 |
| Jan. 15 | 11 | 11 | 9 | 11-1 |
| Jan. 22 | 11 | 11 | 6 | 12-2 |
| Jan. 29 | 17 | 15 | 16 | 12-4 |
| Feb. 5 | 16 | 15 | 14 | 14-4 |
| Feb. 12 | 13 | 11 | 10 | 16-4 |
| Feb. 19 | 8 | 6 | 6 | 19-4 |
| Feb. 26 | 11 | 11 | 11 | 20-5 |
| Mar. 5 | 14 | 13 | 13 | 21-6 |
| Mar. 12 | 9 | 7 | 8 | 24-6 |
| Final | - | - | 3 | 28-7 |

1990-91

| Date | AP | UPI | USA | W-L |
|-----------|----|-----|-----|------|
| Preseason | 16 | 17 | 15 | 0-0 |
| Nov. 27 | 14 | 14 | 14 | 1-0 |
| Dec. 4 | 20 | 20 | 19 | 2-1 |
| Dec. 11 | 23 | 21 | 19 | 3-2 |
| Jan. 1 | 24 | 25 | - | 7-3 |
| Jan. 8 | 24 | 22 | 25 | 9-3 |
| Jan. 22 | - | 25 | 25 | 10-5 |
| Jan. 29 | 23 | 22 | 25 | 12-5 |

1991-92

| Date | AP | USA | W-L |
|-----------------|----------|-----------|-------------|
| Preseason | 23 | 24 | 0-0 |
| Nov. 25 | 18 | 18 | 2-0 |
| Dec. 2 | 17 | 16 | 3-1 |
| Dec. 9 | 13 | 13 | 5-1 |
| Dec. 16 | 13 | 13 | 6-1 |
| Dec. 23 | 13 | 13 | 7-2 |
| Dec. 30 | 15 | 11 | 8-2 |
| Jan. 6 | 14 | 15 | 11-2 |
| Jan. 13 | 16 | 14 | 12-3 |
| Jan. 20 | 18 | 17 | 13-4 |
| Jan. 27 | 20 | 18 | 14-5 |
| Feb. 3 | 24 | 20 | 15-6 |
| Feb. 10 | | 24 | 16-7 |
| Final | | 21 | 23-12 |

1992-93

| Date | AP | USA | W-L |
|-----------------|----------|-----------|-------------|
| Preseason | 14 | 15 | 0-0 |
| Nov. 24 | 14 | 15 | 0-0 |
| Nov. 30 | 13 | 15 | 0-0 |
| Dec. 7 | 17 | 17 | 1-1 |
| Dec. 14 | 17 | 16 | 2-1 |
| Dec. 21 | 16 | 15 | 4-1 |
| Dec. 28 | 14 | T13 | 5-1 |
| Jan. 4 | 10 | 11 | 7-1 |
| Jan. 11 | 8 | 8 | 9-1 |
| Jan. 18 | 16 | 16 | 9-3 |
| Jan. 25 | 18 | 17 | 10-4 |
| Feb. 1 | 22 | 22 | 11-5 |
| Feb. 8 | | 24 | 12-6 |
| Mar. 15 | 18 | 20 | 19-10 |

1993-94

| Date | AP | USA | W-L |
|-----------|----|-----|------|
| Preseason | 14 | 15 | 0-0 |
| Nov. 22 | 13 | 15 | 0-0 |
| Nov. 29 | 16 | 17 | 0-1 |
| Dec. 6 | 17 | 17 | 3-1 |
| Dec. 13 | 14 | 14 | 4-1 |
| Dec. 20 | 14 | 15 | 6-1 |
| Dec. 27 | 15 | 15 | 7-1 |
| Jan. 3 | 12 | 13 | 9-1 |
| Jan. 10 | 17 | 18 | 9-3 |
| Jan. 17 | 17 | 17 | 10-4 |
| Jan. 24 | 21 | 19 | 11-5 |
| Feb. 14 | 25 | - | 13-9 |
| Feb. 21 | 23 | - | 14-9 |

1994-95

| Date | AP | USA | W-L |
|-----------------|----------|-----------|------------|
| Preseason | 23 | 22 | 0-0 |
| Nov. 21 | 22 | 22 | 0 |
| Nov. 28 | 20 | 19 | 1-0 |
| Dec. 5 | 17 | 15 | 4-0 |
| Dec. 12 | 14 | 13 | 5-0 |
| Dec. 19 | 18 | 19 | 6-1 |
| Dec. 26 | 17 | 16 | 7-1 |
| Jan. 2 | 24 | 20 | 8-3 |
| Jan. 9 | 22 | 17 | 9-4 |
| Jan. 16 | 22 | 18 | 9-5 |
| Jan. 23 | 21 | 21 | 11-6 |
| Jan. 30 | 21 | 20 | 13-6 |
| Feb. 6 | 18 | 15 | 15-6 |
| Feb. 13 | 20 | 17 | 15-8 |
| Feb. 20 | 24 | 22 | 16-9 |

1995-96

| Date | AP | USA | W-L |
|-----------|----|-----|-------|
| Preseason | 27 | 35 | 0-0 |
| Nov. 20 | 25 | 20 | 2-0 |
| Nov. 27 | 20 | 20 | 3-1 |
| Dec. 4 | 16 | 15 | 5-1 |
| Dec. 11 | 19 | 20 | 5-2 |
| Dec. 18 | 21 | 18 | 6-3 |
| Jan. 29 | 25 | - | 13-8 |
| Feb. 19 | 23 | 22 | 16-10 |
| Feb. 26 | 18 | 20 | 18-10 |
| Mar. 4 | 18 | 18 | 20-10 |
| Mar. 11 | 13 | 15 | 22-11 |
| Final | 13 | 13 | 24-12 |

1997-98

| Date | AP | USA | W-L |
|---------------|----------|-----------|-----------|
| Dec. 1 | 22 | 23 | 4-0 |
| Dec. 8 | 24 | 23 | 5-1 |
| Dec. 22 | - | 23 | 7-2 |

2003-04

| Date | AP | USA | W-L |
|----------------|----|-----|-------|
| Dec. 1 | 13 | 15 | 5-0 |
| Dec. 8 | 10 | 11 | 7-0 |
| Dec. 15 | 5 | 6 | 8-0 |
| Dec. 22 | 4 | 4 | 10-0 |
| Dec. 29 | 3 | 3 | 11-0 |
| Jan. 5 | 8 | 8 | 12-1 |
| Jan. 12 | 12 | 14 | 12-2 |
| Jan. 19 | 11 | 13 | 14-2 |
| Jan. 26 | 14 | 16 | 15-3 |
| Feb. 2 | 15 | 16 | 16-4 |
| Feb. 9 | 15 | 16 | 17-5 |
| Feb. 16 | 18 | 16 | 18-6 |
| Feb. 23 | 18 | 20 | 19-7 |
| Mar. 1 | 19 | 22 | 20-8 |
| Mar. 8 | 14 | 18 | 22-8 |
| Mar. 15 | 14 | 15 | 23-9 |
| Apr. 6 (final) | 14 | 3 | 28-10 |

2004-05

| Date | AP | USA | W-L |
|----------------|----|-----|-------|
| Preseason | 3 | 4 | 0-0 |
| Nov. 15 | 3 | 4 | 0-0 |
| Nov. 22 | 3 | 3 | 1-0 |
| Nov. 29 | 4 | 4 | 3-0 |
| Dec. 6 | 3 | 3 | 5-0 |
| Dec. 13 | 3 | 3 | 6-0 |
| Dec. 20 | 9 | 9 | 7-1 |
| Dec. 27 | 9 | 9 | 8-1 |
| Jan. 3 | 9 | 10 | 9-2 |
| Jan. 10 | 8 | 8 | 11-2 |
| Jan. 17 | 12 | 15 | 11-4 |
| Jan. 24 | 22 | 21 | 11-5 |
| Jan. 31 | 25 | 23 | 12-6 |
| Mar. 14 | 25 | 25 | 19-11 |
| Apr. 5 (final) | 25 | nr | 20-12 |

**AP's final poll was released the Monday after conference tournaments*

*AP's final poll was released the Monday after conference tournaments

2006-07

| Date | AP | USA | W-L |
|-----------------|----------|-----------|-----------|
| Preseason | 23 | 21 | 0-0 |
| Nov. 13 | 23 | 21 | 1-0 |
| Nov. 20 | 19 | 19 | 3-0 |
| Nov. 27 | 21 | 24 | 5-1 |
| Dec. 4 | 25 | nr | 6-2 |

Tech's Top-25 History

| | |
|--|---------------|
| Last time ranked in AP top 25 | Dec. 4, 2006 |
| Last time ranked in top 10 | Jan. 10, 2005 |
| All-time weeks ranked in AP poll | 184 |
| All-time weeks ranked in coaches poll* | 197 |
| All-time weeks ranked in AP top 10 | 48 |
| All-time weeks ranked in AP top 5 | 22 |
| Highest AP ranking all-time# | 2 |

(Nov. 25, 1985; Feb. 3, 1986)

Vs. top 25 all-time (AP and/or coaches) 1131-348

Vs. top 10 all-time (AP and/or coaches) 160-200

*USA Today

#Tech was ranked No. 1 in the 1985-86 preseason

AP poll

1 - 3 top-25

SERIES HISTORY VS. ALL OPPONENTS

Key to Home Courts

n1 - Peachtree Auditorium (1905-06)
h2 - Cable Piano Company Hall (1908-09)
h3 - Crystal Palace (1912-13 through 1913-14)
h4 - City Auditorium (1919-20 through 1934-35)
h5 - Atlanta Athletic Club (1919-20)
h6 - Luckie Street YMCA (1919-20)
h7 - Temporary Gym (1924-25 through 1930-31)
h8 - Naval Armory (1935-36 through 1936-37)
h9 - Heisman Gym (1938-39 through 1955-56)
h10 - Alexander Memorial Coliseum (1956-2011)
h11 - The Omni (1995-96)
h12 - Georgia Dome (1995-96)
h13 - State Farm (formerly Phillips) Arena (2011-12)
h14 - Infinite Energy Center, Duluth, Ga. (2011-12)
h15 - McCarish Pavilion (2012-present)

Note: Tech national rank (AP/Coaches) and that of its opponent (if applicable) appear in the columns between the date and the site.

! - Georgia Tech had 22 wins from the 2016-17 season vacated by the NCAA Committee on Infractions. Wins vacated are denoted by the symbol !.

Agoga Class (0-1)

Home: 0-1, Away: 0-0, Neutral: 0-0

2-8-1922 (ot)h5 L 25- 26

Air Force (5-2)

Home: 4-0, Away: 1-2, Neutral: 0-0

1-2-1963nr/13h10 W 61- 48
2-10-1969h10 W 88- 67
1-31-1970a W 51- 48
2-6-1971h10 W 83- 53
2-5-1972a L 53- 75
12-11-20043/3h13 W 64- 42
12-28-2005a2 L 46- 54

*h12-Chick-fil-A Peach Bowl Classic (Phillips Arena, Atlanta, Ga.); a2-World Arena, Colorado Springs, Colo.

Akrides-Haarlem (1-0)

Home: 1-0, Away: 0-0, Neutral: 0-0

11-24-1992 (exh)h10 W 115- 80

Alabama (28-41)

Home: 15-15, Away: 5-23, Neutral: 8-3

2-26-1921n1 W 30- 22
1-14-1922a L 20- 49
2-4-1922h4 W 36- 29
2-27-1922n1 W 33- 25
2-9-1923h4 W 39- 24
2-17-1923a L 27- 28
1-26-1924h4 L 28- 33
2-15-1924a L 24- 31
2-26-1926n1 W 30- 27
2-4-1927h7 W 50- 15
2-15-1928a L 21- 30
2-9-1929h7 W 37- 21
2-12-1930a L 28- 36
2-20-1931h7 W 23- 19
2-3-1932h4 L 19- 34
2-1-1933h4 L 19- 26
2-3-1934a L 16- 63
2-29-1936n2 L 34- 43
1-26-1938h8 W 36- 24
2-15-1939a L 25- 39
1-31-1940h9 L 34- 52
2-12-1941a L 32- 46
2-27-1941n3 L 33- 39
1-15-1942h9 L 25- 31
2-26-1942n3 L 32- 37
1-23-1943a L 25- 33
1-13-1945a L 26- 31
2-14-1945h9 W 53- 45
1-8-1946h9 L 37- 44
1-19-1946a W 36- 30
1-12-1947h9 L 38- 42
2-1-1947a L 46- 64
2-29-1947n3 W 43- 40
1-31-1948h9 L 31- 44
3-4-1948n3 W 46- 34
1-14-1949h9 W 51- 38
1-14-1950a L 39- 73
2-17-1951h9 L 49- 59
1-12-1952a L 60- 66
12-19-1952a1 L 57- 60
1-12-1953h9 W 69- 67
2-6-1954a L 61- 82
2-5-195513/nrh9 L 72- 76
2-4-195612/17a L 60- 93

2-2-1957h10 W 92- 67
12-5-1957h10 W 73- 62
2-1-1958 (2ot)a L 72- 74
12-30-1958a W 89- 76
1-31-1959h10 W 66- 53
12-8-1959na/15h10 W 69- 53
1-30-19606/6a W 60- 48
2-4-1961h10 W 57- 49
2-3-1962a L 70- 76
12-17-1962a W 58- 55
2-2-19636/6h10 W 74- 58
2-1-1964a W 93- 81
1-8-1972h10 L 85- 90
1-25-1972a L 68- 99
12-11-1972a L 73- 89
1-22-197311/16h10 L 83- 89
11-30-197318/nah10 L 64- 88
1-23-19749/10a L 74- 79
12-9-197411/naa L 76- 91
1-22-19756/6h10 L 80- 97
12-21-1979n4 W 83- 59
12-29-1983n5 W 57- 54
11-27-1997n6 W 62- 60
1-3-2009a L 77- 88
1-3-2012h13 L 48- 73

a1-Birmingham, Ala.; n1-City Auditorium, Atlanta, Ga.; n2-Knoxville, Tenn.; n3-Louisville, Ky.; n4-Roanoke Times & World News Classic (Roanoke, Va., Civic Center); n5-Cotton States Classic (The Omni, Atlanta, Ga.); n6-Puerto Rico Shootout (Eugenio Guerra Sports Complex, Bayamon, P.R.)

Alabama A&M (5-0)

Home: 5-0, Away: 0-0, Neutral: 0-0

12-15-1982h10 W 90- 85
11-28-1983h10 W 95- 75
12-17-20035/6h10 W 74- 41
12-19-2011h14 W 65- 54
11-18-2014h15 W 66- 46

Alabama State (2-0)

Home: 2-0, Away: 0-0, Neutral: 0-0

11-19-20043/4h10 W 74- 37
12-17-2012h15 W 75- 41

Albany (1-0)

Home: 1-0, Away: 0-0, Neutral: 0-0

11-17-2010h10 W 78- 51

Albany YMCA (0-2)

Home: 0-0, Away: 0-2, Neutral: 0-0

1-1-1924a L 28- 39
12-29-1927a L 23- 32

Alcorn State (3-0)

Home: 3-0, Away: 0-0, Neutral: 0-0

11-20-1987h10 W 114- 71
1-18-1989nr/20h W 88- 63
12-18-2016h15 W 74- 50

*Preseason NIT first round

Appalachian State (5-0)

Home: 4-0, Away: 1-0, Neutral: 0-0

2-21-1983h10 W 83- 72
1-4-1984h10 W 78- 61
12-2-199520/20a W 89- 65
12-5-1998 (ot)h10 W 74- 72
12-15-2014h15 W 70- 57

Arizona (1-0)

Home: 0-0, Away: 0-0, Neutral: 1-0

2-17-19916/6n1 W 62- 56
n1-Brendan Byrne Arena, East Rutherford, N.J.

Arizona State (0-1)

Home: 0-0, Away: 0-0, Neutral: 0-1

12-20-197519/18n1 L 70- 85
n1-Kentucky Invitational (Memorial Coliseum, Lexington, Ky.)

Arkansas (5-1)

Home: 2-0, Away: 1-0, Neutral: 2-1

12-30-1961n1 L 42- 72
1-29-1965h10 W 93- 83
1-28-1966h10 W 98- 75
12-26-198410/13n2 W 72- 52
11-26-2015n3 W 83- 73
12-19-2018a W 69- 65

n1-Poinsettia Tournament (Greenville, S.C.); n2-Rainbow Classic (Blaisdell Center, Honolulu, Hawaii); n3-NIT Season Tip-Off (Barclays Center, Brooklyn, N.Y.)

Arkansas-Little Rock (1-0)

Home: 1-0, Away: 0-0, Neutral: 0-0

11-26-20043/3h10 W 79- 54

Arkansas-Pine Bluff (3-0)

Home: 3-0, Away: 0-0, Neutral: 0-0

11-23-2002h10 W 113- 75
11-25-2008h10 W 74- 47
12-16-200922/15h10 W 65- 53

Army (1-0)

Home: 1-0, Away: 0-0, Neutral: 0-0

2-17-1968h10 W 60- 55

Arundel Boat Club (1-0)

Home: 0-0, Away: 1-0, Neutral: 0-0

12-29-1930a W 49- 45

Athletes in Action (4-2)

Home: 4-2, Away: 0-0, Neutral: 0-0

3-2-1972 (exh)h10 W 88- 87
11-14-1991 (exh)h10 W 76- 74
11-17-1992 (exh)h10 W 111-102
11-17-1997 (exh)h10 W 86- 76
11-2-1998 (exh)h10 L 73- 84
11-2-1999 (exh)h10 L 66- 82

Atlanta Athletic Club (2-12)

Home: 1-6, Away: 1-6, Neutral: 0-0

1-28-1909a L 12- 18
3-6-1920a L 21- 44
1-5-1923h4 L 23- 40
1-4-1924h4 L 23- 51
1-9-1925h7 L 22- 23
1-5-1927a L 28- 34
2-5-1927h7 W 41- 23
1-4-1928a L 26- 36
2-8-1928h7 L 29- 33
1-23-1929a L 26- 43
2-20-1929h7 L 26- 37
2-4-1930a W 31- 29
2-25-1930h7 L 22- 37
1-10-1931a L 27- 40

Atlanta Naval Air Station (3-0)

Home: 2-0, Away: 1-0, Neutral: 0-0

1-7-1944a W 46- 34
1-14-1944h9 W 70- 37
2-21-1945 (ot)h9 W 51- 47

Auburn (61-53)

Home: 37-20, Away: 22-30, Neutral: 2-3

2-17-1906h1 L 6- 26
2-4-1909h2 L 8- 24
2-14-1913h3 L 27- 36
2-22-1913a L 19- 23
2-20-1914h3 W 50- 12
2-27-1914a W 21- 6
1-10-1920h4 L 24- 29
3-9-1920a L 17- 21
1-22-1921h4 L 28- 30
1-28-1922h4 W 44- 12
2-11-1922a L 13- 26
1-12-1923h4 W 35- 17
2-23-1923a L 26- 29
1-11-1924h4 W 39- 24
2-9-1924a W 33- 18
2-29-1924n1 L 29- 35
1-17-1925a W 28- 21
2-7-1925h7 L 14- 15
1-9-1926a L 28- 32
2-19-1926h7 W 28- 13
1-8-1927 (ot)h7 W 22- 20
2-12-1927a L 24- 42
1-7-1928a L 29- 56
2-25-1928n1 L 29- 30
2-6-1929h7 W 41- 25
2-16-1929a W 46- 41
2-17-1930a W 47- 34
2-19-1930h4 W 40- 29
1-28-1931a W 37- 33
2-24-1931h7 W 47- 22
1-13-1932a L 22- 25
2-10-1932h4 W 36- 28

2-15-1933a W 29- 20
2-21-1933h4 W 29- 18
1-9-1934a W 28- 26
2-14-1934h4 W 24- 20
2-6-1935h4 W 25- 24
2-12-1935a W 34- 19
2-4-1936a L 28- 31
2-19-1936h8 W 46- 22
2-11-1937h8 W 42- 28
2-27-1937a W 35- 33
2-15-1938h8 W 43- 42
3-1-1938h8 W 54- 32
2-22-1939a L 24- 38
2-27-1939h9 L 33- 49
2-6-1940h9 W 53- 31
2-21-1940 (ot)a L 38- 39
2-1-1941h9 W 48- 39
2-5-1941a L 45- 51
1-30-1942h9 W 48- 42
2-3-1942a L 38- 43
1-22-1943a W 59- 32
1-20-1943h9 W 53- 21
1-20-1945h9 W 53- 39
2-17-1945a W 74- 41
1-14-1946h9 W 45- 22
1-16-1946a W 53- 26
1-15-1947a W 55- 42
1-29-1947h9 W 65- 49
1-30-1948a L 31- 38
2-25-1948h9 W 50- 43
1-11-1949a L 33- 41
2-23-1949h9 W 66- 57
1-10-1950h9 W 65- 49
2-22-1950a W 61- 53
1-31-1951h9 W 64- 44
2-14-1951a L 63- 75
12-29-1951n2 W 79- 62
1-9-1952h9 W 56- 54
2-13-1952a W 58- 50
12-10-1952a L 61- 71
1-14-1953h9 W 79- 61
12-12-1953a1 L 56- 83
1-20-1954a L 56- 80
2-8-1954h9 L 53- 59
1-26-1955a W 73- 70
2-7-1955h9 W 75- 67
2-7-1956 (ot)a L 74- 77
1-22-1957a W 81- 74
2-4-1957 (ot)h10 W 76- 67
1-22-1958h10 L 72- 80
2-3-1958a L 78- 99
1-21-19595/6a L 55- 66
2-3-19594/7h10 L 40- 51
1-19-19606/6h10 L 59- 66
2-2-19606/6a L 45- 48
1-24-1961 (ot)a W 48- 43
2-7-1961h10 L 36- 38
1-23-1962h10 L 40- 52
2-5-1962a L 39- 48
1-22-19637/6nr/16h10 W 69- 64
2-3-1964a W 62- 57
12-1-1964h10 L 52- 60
2-26-1965a W 59- 54
12-18-1965h10 L 74- 79
2-19-1966a L 73- 90
12-21-1966 (ot)h10 W 78- 76
12-16-1967h10 L 52- 63
2-24-1969a L 85- 87
1-17-1970h10 W 86- 74
12-19-1970a1 W 87- 76
1-14-1971h10 W 90- 81
12-11-1971h10 L 62- 76
2-15-1972a L 77- 91
11-25-1972h10 W 90- 83
2-26-1973a L 69- 79
12-13-1973h10 L 86- 88
2-27-1974a L 70- 92
1-15-1975h10 L 75- 87
2-11-1976a L 51- 72
2-1-1978h10 L 72- 77
12-21-1978a1 L 57- 60
12-30-1987n3 W 83- 72

a1-Montgomery, Ala.; n1-SIC Tournament (City Auditorium, Atlanta, Ga.); n2-Carolina Invitational (Charlotte [N.C.] Coliseum); n3-Cotton States Classic (The Omni, Atlanta, Ga.)

Augusta (5-0)

Home: 4-0, Away: 0-0, Neutral: 0-0

1-16-1984h10 W 75- 57
12-21-198413/13h10 W 84- 53
12-12-198716/nrh10 W 108- 74
11-24-199014/14h10 W 100- 63
11-6-2005 (exh)h10 W 96- 57

SERIES HISTORY VS. ALL OPPONENTS

Formerly Augusta College, Augusta State, GAU Augusta; includes exhibition game

Austin Peay (1-0)

Home: 0-0, Away: 0-0, Neutral: 1-0

3-15-1996.....13/15.....n1 W 90- 79
n1-NCAA Southeast Regional first round (Orlando [Fla.] Arena)

Australian National Team (1-0)

Home: 1-0, Away: 0-0, Neutral: 0-0

11-11-1985 (ext).....h10 W 81- 75

Baltimore (0-2)

Home: 0-0, Away: 0-2, Neutral: 0-0

12-27-1929.....a L 22- 24
12-28-1933.....a L 19- 38

Baylor (3-1)

Home: 3-0, Away: 0-0, Neutral: 0-1

12-16-1957.....h10 W 61- 59
12-4-1958.....h10 W 65- 56
12-20-1961.....h10 W 57- 44
12-27-1973.....n1 L 80-108
n1-Old Dominion Invitational (The Scope, Norfolk, Va.)

Belmont (0-0)

Home: 1-0, Away: 0-0, Neutral: 0-0

3-19-2017.....h15 ! 71- 57
*Post-season NIT

Benjamin Franklin (1-0)

Home: 0-0, Away: 1-0, Neutral: 0-0

12-27-1930.....a W 34- 17

Bethune-Cookman (1-0)

Home: 1-0, Away: 0-0, Neutral: 0-0

12-31-2005.....h10 W 73- 46
11-19-2017.....h10 ! 65- 62

Birmingham Athletic Club (1-1)

Home: 0-0, Away: 1-1, Neutral: 0-0

1-13-1922.....a W 34- 16
2-16-1923.....a L 31- 37

Birmingham Southern (2-0)

Home: 0-0, Away: 1-0, Neutral: 1-0

2-25-1921.....n1 W 53- 11
12-3-1948.....a W 75- 45
n1-SIAA Tournament (City Auditorium, Atlanta, Ga.)

Biscayne (1-0)

Home: 1-0, Away: 0-0, Neutral: 0-0

12-12-1978.....h10 W 70- 49

Boston College (14-12)

Home: 6-2, Away: 4-6, Neutral: 4-4

All Home Games: 6-2
At McCamish Pavilion: 2-1
At AMC: 3-1
At Philips Arena: 1-0
In Atlanta: 6-2
In Boston/Chestnut Hill: 5-6
At Conte Forum: 3-6
As ACC members: 10-11
In the ACC Tournament: 1-3
All Neutral Games: 4-4
Under Bobby Cremins: 2-0
Under Paul Hewitt: 4-3
Under Brian Gregory: 5-4
Under Josh Pastner: 1-2
Vs. Jim Christian: 2-4
Longest Winning Streak: 4 games (1986-2006)
Longest Losing Streak: 3 games (2012-13)
Most Points Scored: 103 on 3-7-1996
Fewest Points Scored: 37 on 1-19-1980
Most Points Allowed: 89 on 3-17-1996
Fewest Points Allowed: 40 on 1-19-1980
Largest Margin of Victory: 14 on 3-17-1996, 3-4-2007
Largest Margin of Defeat: 11 on 1-8-2011
• Georgia Tech leads the all-time series with Boston College, 14-12, and won the teams' only meeting of the 2018-19

regular season, 81-78 in overtime in Atlanta.

- Boston College has won three of the four ACC Tournament meetings between the two schools, and each time the tournament result has mirrored the regular-season outcome.
- Ten of the games in the short series have been decided by less than 10 points, 14 of them by four points or less, and five in overtime.
- Tech is 6-2 against the Eagles at home, earning the last five wins on three different home courts - one each at Alexander Memorial Coliseum and Philips Arena and two at McCamish Pavilion.
- Tech has played BC at three different venues in the Boston area. The Jan. 29, 2005 game was Tech's first visit to the Conte Forum, BC's current home court, where the Jackets are 3-6. The first game in the series on Dec. 31, 1946, was played at Boston Arena, and the teams also played in the Boston Garden on Jan. 19, 1980.
- Prior to BC's entry into the ACC, the teams met four times on neutral floors, including one outside the United States, a 65-62 overtime win for the Yellow Jackets in the 1986 Suntory Ball in Tokyo, Japan.
- The teams have met twice in NCAA Tournament competition, both of them won by Tech. The Yellow Jackets downed the Eagles, 103-89, in the 1996 Southeast Regional second round in Orlando, and eliminated the Eagles, 57-54 in a 2004 second-round game in Milwaukee.

All-Time Series Results

| | | |
|-------------------------------------|---|---------|
| 12-31-1946.....a | W | 54- 50 |
| 1-19-1980.....n1 | L | 37- 40 |
| 12-20-1986 (ot) 16/nr.....n2 | W | 65- 62 |
| 3-17-1996.....13/15.....n3 | W | 103- 89 |
| 3-21-2004.....14/15.....25/n.....n4 | W | 57- 54 |
| 1-8-2006.....11/11.....h10 | W | 60- 58 |
| 1-29-2006.....20/18.....a | L | 64- 66 |
| 3-4-2007.....h10 | W | 74- 60 |
| 3-8-2008.....a | W | 86- 78 |
| 1-20-2009 (ot).....h10 | L | 76- 80 |
| 3-7-2009.....a | L | 66- 67 |
| 2-27-2010.....h10 | W | 73- 68 |
| 1-8-2011.....a | L | 75- 86 |
| 2-4-2012.....h13 | W | 51- 47 |
| 2-29-2012.....a | L | 52- 56 |
| 3-9-2013.....a | L | 72- 74 |
| 3-14-2013.....n5 | L | 64- 84 |
| 1-21-2014.....a | W | 68- 60 |
| 2-13-2014.....h15 | W | 74- 71 |
| 3-12-2014 (ot).....n5 | W | 73- 70 |
| 1-25-2015.....h15 | L | 62- 64 |
| 3-10-2015.....n5 | L | 65- 66 |
| 2-27-2016.....a | W | 76- 71 |
| 2-11-2017.....h15 | ! | 65- 54 |
| 2-4-2018 (ot).....a | L | 72- 80 |
| 3-6-2018.....n6 | L | 77- 87 |
| 3-3-2019 (ot).....h15 | W | 81- 78 |

n1-Boston Garden, Boston, Mass.; n2-Suntory Ball (Aoyama College, Tokyo, Japan); n3-NCAA Southeast Regional second round (Orlando [Fla.] Arena); n4-NCAA Tournament second round (Bradley Center, Milwaukee, Wis.); n5-ACC Tournament (Greensboro Coliseum, Greensboro, N.C.); n6-ACC Tournament (Barclays Center, Brooklyn, N.Y.)

Boston University (3-0)

Home: 1-0, Away: 0-0, Neutral: 2-0

12-28-1965.....n1 W 83- 40
1-10-1975.....h10 W 73- 72
11-22-2009.....21/19.....n2 W 85- 67
n1-Hurricane Classic (Miami, Fla.); n2-O'Reilly Auto Parts Puerto Rico Tip-Off, San Juan, P.R.

Bowling Green (0-1)

Home: 0-0, Away: 0-0, Neutral: 0-1

12-30-1972.....n1 L 87-102
n1-Old Dominion Invitational (The Scope, Norfolk, Va.)

Bradley (0-3)

Home: 0-0, Away: 0-2, Neutral: 0-1

12-19-1949.....a L 60- 84
12-16-1950.....a L 55- 85
12-29-1995.....n1 L 82- 84
n1-Cable Car Classic (San Jose [Calif.] Arena)

Brigham Young (1-0)

Home: 0-0, Away: 0-0, Neutral: 1-0

12-29-1978.....n1 W 83- 81
n1-Pillsbury Holiday Classic (Minneapolis, Minn.)

Brown (1-0)

Home: 1-0, Away: 0-0, Neutral: 0-0

12-19-1966.....h10 W 93- 75

California (0-3)

Home: 0-0, Away: 0-2, Neutral: 0-1

12-29-1950.....a L 57- 82
12-30-1950.....a L 45- 78
11-23-2012.....n1 L 57- 68
n1-DirectTV Classic (Anaheim, Calif.)

California All-Stars (1-2)

Home: 0-2, Away: 0-0, Neutral: 0-0

11-9-1998 (ext).....h10 W 94- 89
11-9-1999 (ext).....h10 L 85- 95
11-7-2000 (ext).....h12 L 86- 07

CSU-Bakersfield (0-0)

Home: 0-0, Away: 0-0, Neutral: 0-0

3-28-2017.....n1 ! 76- 61
n1-Post-season NIT semifinal (Madison Square Garden, New York, N.Y.)

Camp Wheeler (1-0)

Home: 1-0, Away: 0-0, Neutral: 0-0

2-22-1943.....h9 W 36- 33

Campbell (2-0)

Home: 2-0, Away: 0-0, Neutral: 0-0

2-26-1979.....h10 W 83- 61
11-27-1995.....20/20.....h11 W 87- 76

Canisius (1-1)

Home: 0-0, Away: 1-1, Neutral: 0-0

12-30-1954.....a1 L 56- 70
12-31-1955.....a1 W 86- 82
a1-Queen City Tournament (Buffalo, N.Y.)

Carson-Newman (1-0)

Home: 1-0, Away: 0-0, Neutral: 0-0

11-2-2007 (ext).....h10 W 126- 86

Catholic (0-1)

Home: 0-0, Away: 0-1, Neutral: 0-0

2-16-1921.....a L 23- 37

Centenary (3-0)

Home: 2-0, Away: 0-0, Neutral: 1-0

1-10-2006.....n1 W 85- 69
12-18-2006.....h10 W 92- 52
12-22-2007.....h10 W 86- 41
n1-CenturyTel Center, Bossier City, La.

Central Columbus YMCA (0-1)

Home: 0-1, Away: 0-0, Neutral: 0-0

1-8-1924.....h4 L 18- 42

Central Michigan (1-0)

Home: 0-0, Away: 0-0, Neutral: 1-0

12-17-1983.....n1 W 73- 71
n1-Casaba Club Classic (A.G. Spanos Center, Stockton, Calif.)

Central YMCA (1-0)

Home: 1-0, Away: 0-0, Neutral: 0-0

2-12-1924.....h4 W 34- 26

Centre (1-0)

Home: 0-0, Away: 0-0, Neutral: 1-0

2-27-1923.....n1 W 34- 26
n1-SIAA Tournament (City Auditorium, Atlanta, Ga.)

Clayton State (1-0)

Home: 1-0, Away: 0-0, Neutral: 1-0

11-7-2014 (ext).....h15 W 74- 41

College of Charleston (5-1)

Home: 5-1, Away: 0-0, Neutral: 0-0

2-11-1975.....h10 W 89- 82
2-28-1976.....h10 W 91- 52
1-5-1977.....h10 W 97- 76
2-19-1979.....h10 W 61- 43
1-28-1992.....20/18.....h10 W 77- 70
1-16-1993.....8/8.....h10 L 67- 84

University of Charleston (1-0)

Home: 1-0, Away: 0-0, Neutral: 0-0

1-20-1979.....h10 W 69- 63
Formerly Morris Harvey College (W.Va.)

Charleston Southern (7-1)

Home: 7-1, Away: 0-0, Neutral: 0-0

11-27-1978.....h10 W 111- 54
2-14-1981.....h10 L 51- 74
11-24-1984.....18/nr.....h10 W 79- 66
12-10-1988.....12/12.....h10 W 101- 66
11-16-1998.....h10 W 103- 63
11-21-2000.....h10 W 85- 62
12-22-2004.....9/9.....h10 W 90- 48
11-12-2010.....h10 W 52- 39
Formerly Baptist College

Charlotte (8-1)

Home: 4-1, Away: 3-0, Neutral: 1-0

12-22-1970.....h10 W 72- 58
2-19-1973.....h10 W 81- 66
1-14-1985.....9/10.....a W 86- 68
2-6-1986.....2/2.....h10 W 87- 76
11-16-2007.....n1 W 82- 77
1-2-2010.....v/20.....a W 76- 67
1-2-2011 (2ot).....h10 L 83- 86
12-29-2013.....a W 58- 55
12-30-2014.....h15 W 67- 66
n1-Paradise Jam (St. Thomas, U.S. Virgin Islands)
Also known as UNC Charlotte

Chattanooga (16-2)

Home: 9-0, Away: 7-2, Neutral: 0-0

2-21-1914.....a W 23- 21
2-7-1920.....a L 11- 25
2-18-1922.....a W 33- 30
2-13-1923.....a L 29- 41
2-22-1924.....a W 23- 19
2-11-1942.....h9 W 64- 32
12-12-1946.....h9 W 63- 37
12-19-1947.....h9 W 63- 50
12-11-1948.....h9 W 81- 45
12-3-1949.....h9 W 84- 39
1-2-1950.....a W 73- 43
11-27-1984.....18/nr.....h10 W 74- 58
12-4-1985.....5/4.....a W 94- 74
12-7-1991.....17/16.....h10 W 97- 84
12-22-1992.....16/15.....a W 81- 74
12-14-2009.....22/15.....a W 95- 64
2-16-2011.....h10 W 62- 53
1-2-2013.....h14 W 74- 58
Also known as UT-Chattanooga

Cincinnati (3-8)

Home: 2-0, Away: 0-4, Neutral: 1-4

12-21-1926.....a L 25- 52
3-5-1976.....13/18.....n1 L 60- 71
2-12-1977.....12/11.....a L 73- 84
3-5-1977.....14/20.....n2 L 61- 74
1-2-1978.....11/11.....h10 W 59- 56
2-9-1978.....a L 67- 75
3-2-1978.....nr/18.....n3 W 39- 38
1-29-1979.....h10 W 82- 73
2-5-1979.....a L 51- 55
12-28-1994.....17/16.....20/18.....n4 L 66- 69
3-22-1996.....13/15.....7/6.....n5 L 70- 87
n1-Metro Tournament (Freedom Hall, Louisville, Ky.); n2-Metro Tournament (Mid-South Coliseum, Memphis, Tenn.); n3-Metro Tournament (Riverfront Coliseum, Cincinnati, Ohio); n4-Rainbow Classic (Special Events Center, Honolulu, Hawaii); n5-NCAA Southeast Regional semifinal (Rupp Arena, Lexington, Ky.)

Cincinnati YMCA (0-1)

Home: 0-0, Away: 0-1, Neutral: 0-0

12-22-1926.....a L 41- 43

Clark Atlanta (0-1)

Home: 1-0, Away: 0-0, Neutral: 0-0

11-5-2010 (ot) (ext).....h10 L 71- 68

SERIES HISTORY VS. ALL OPPONENTS

Clemson (62-73)

| | | |
|--|---|--------|
| Home: 42-26, Away: 16-46, Neutral: 4-1 | | |
| All Home Games: 42-26 | | |
| At McCamish Pavilion: 2-4 | | |
| At AMC: 27-15 | | |
| At Philips Arena: 0-1 | | |
| At Georgia Dome: 1-0 | | |
| In Atlanta: 43-26 | | |
| All Road Games: 16-46 | | |
| At Littlejohn Coliseum: 8-39 | | |
| As ACC members: 34-50 | | |
| In the ACC Tournament: 4-1 | | |
| All Neutral Games: 4-1 | | |
| As SIC members: 8-5 | | |
| As SIAA members: 3-2 | | |
| As SoCon members: 6-5 | | |
| Under Whack Hyder: 9-8 | | |
| Under Dwane Morrison: 0-8 | | |
| Under Bobby Cremins: 19-21 | | |
| Under Paul Hewitt: 12-11 | | |
| Under Brian Gregory: 2-8 | | |
| Under Josh Pastner: 0-5 | | |
| Vs. Brad Brownell: 3-16 | | |
| Longest Winning Streak: 7 games (1943-66) | | |
| Longest Losing Streak: 14 games (1972-82) | | |
| Most Points Scored: 111 on 1-24-2001 | | |
| Fewest Points Scored: 17 on 2-20-2002 | | |
| Most Points Allowed: 108 on 1-24-2001 | | |
| Fewest Points Allowed: 13 on 1-5-1924, 1-20-1937 | | |
| Largest Margin of Victory: 38 on 1-20-1937 | | |
| Largest Margin of Defeat: 29 on 1-8-1977 | | |
| <ul style="list-style-type: none"> • This is the oldest and longest-running series the Yellow Jackets have with an ACC member. The 136 all-time meetings are more than 30 greater than Tech has played with any other ACC opponent. The series dates back to the 1912-13 season, when John Heisman coached the Tech basketball team. • Clemson is one of two permanent home-and-away opponents on Tech's schedule each year (Notre Dame is the other). • Clemson has won the last five meetings, having swept the regular-season series each of the last two seasons. • The Yellow Jackets trail 40-34 to the Tigers since joining the ACC. • Tech has an all-time record of 42-26 against the Tigers at home, including a 27-15 record at Alexander Memorial Coliseum and a 2-4 mark at McCamish Pavilion. • Tech is 0-5 under head coach Josh Pastner against Clemson, and 3-16 vs. Tiger teams coached by Brad Brownell. • Tech is just 16-46 all-time in games played at Clemson, including an 8-39 mark in Littlejohn Coliseum. The Jackets have lost 14 straight games on the road in the series, and 13 in a row at Littlejohn, dating back to their last victory on Feb. 8, 2005 (70-62). Tech was Clemson's first opponent in Littlejohn Coliseum back on Nov. 30, 1968. The Tigers won, 76-72. • Tech's 111-108 win against the Tigers at Littlejohn Coliseum on Jan. 24, 2001 is the highest-scoring regulation game Tech has had with any ACC opponent. The Jackets defeated Florida State by the same score in Tallahassee (in two OTs) on Feb. 11, 1999, and lost to Wake Forest in the 2007 ACC Tournament, 114-112 in double-overtime. • The Yellow Jackets have won three of four ACC Tournament meetings with the Tigers, including a 69-61 semi-final decision on the way to the 1993 conference title in Charlotte. | | |
| All-Time Series Results | | |
| 2-7-1913.....h3 | L | 22- 26 |
| 2-8-1913.....a | W | 29- 11 |
| 1-23-1920.....h4 | W | 32- 17 |
| 2-20-1920.....a | L | 17- 41 |
| 2-5-1921.....h4 | W | 28- 22 |
| 1-13-1923.....a | W | 26- 17 |
| 1-27-1923.....h4 | W | 35- 22 |
| 1-5-1924.....a | W | 48- 13 |
| 2-8-1924.....h4 | W | 39- 22 |
| 1-10-1925.....h4 | L | 18- 20 |
| 2-14-1925.....a | L | 30- 32 |
| 1-17-1928.....h7 | W | 42- 24 |
| 1-5-1929.....h7 | W | 29- 23 |
| 3-1-1929.....h1 | L | 26- 30 |
| 1-11-1930.....h7 | L | 24- 25 |
| 2-15-1930.....a | L | 26- 40 |
| 1-7-1933.....a | W | 29- 28 |
| 2-7-1934.....h4 | W | 31- 25 |
| 1-12-1935.....a | L | 29- 43 |
| 1-11-1936.....h8 | L | 32- 35 |
| 1-25-1936.....a | L | 31- 39 |
| 1-20-1937.....h8 | W | 51- 13 |
| 2-25-1938.....h8 | W | 53- 33 |
| 1-8-1941.....h9 | W | 63- 51 |

| | | |
|---------------------------------------|---|---------|
| 1-22-1941 (ot).....a | L | 49- 52 |
| 2-10-1943.....h9 | W | 43- 32 |
| 1-22-1944.....a | W | 50- 34 |
| 1-29-1944.....h9 | W | 58- 24 |
| 12-20-1945.....h9 | W | 52- 38 |
| 1-5-1946.....a | W | 61- 46 |
| 2-3-1965.....h10 | W | 93- 78 |
| 1-6-1966.....h10 | W | 87- 72 |
| 2-22-1966.....a | L | 90-106 |
| 1-5-1967.....h10 | L | 55- 76 |
| 1-24-1967.....a | W | 88- 77 |
| 2-1-1968.....h10 | W | 99- 64 |
| 2-28-1968.....a | W | 80- 51 |
| 11-30-1968.....a | L | 72- 76 |
| 1-8-1969.....h10 | W | 72- 66 |
| 1-7-1970.....h10 | W | 96- 84 |
| 1-19-1970.....a | L | 78- 88 |
| 1-6-1971.....h10 | W | 72- 55 |
| 1-20-1971.....a | W | 74- 64 |
| 1-5-1972.....h10 | L | 57- 66 |
| 1-29-1972.....a | L | 70- 83 |
| 11-28-1972.....a | L | 77- 86 |
| 2-3-1973.....h10 | L | 57- 74 |
| 12-15-1973.....a | L | 61- 63 |
| 3-2-1974.....h10 | L | 58- 71 |
| 2-19-1975.....16/nr.....h10 | L | 69- 85 |
| 1-8-1977.....16/15.....a | L | 69- 98 |
| 1-5-1980.....h10 | L | 48- 56 |
| 1-31-1980.....16/17.....a | L | 52- 76 |
| 1-7-1981.....20/20.....h10 | L | 54- 65 |
| 1-21-1981.....19/nr.....a | L | 48- 72 |
| 1-6-1982.....h10 | L | 57- 62 |
| 1-20-1982.....a | L | 49- 55 |
| 1-11-1983.....h10 | W | 71- 66 |
| 1-24-1983.....a | L | 56- 58 |
| 1-11-1984.....a | L | 69- 79 |
| 1-26-1984.....h10 | W | 59- 52 |
| 1-8-1985.....9/10.....h10 | L | 81- 90 |
| 1-23-1985.....16/17.....a | W | 64- 59 |
| 1-18-1986.....5/5.....a | W | 83- 71 |
| 3-2-1986.....4/3.....h10 | W | 74- 63 |
| 3-7-1986.....6/6.....n2 | W | 79- 61 |
| 1-20-1987.....10/12.....h10 | L | 66- 67 |
| 2-25-1987.....13/12.....a | L | 77- 88 |
| 1-26-1988.....h10 | W | 85- 76 |
| 3-5-1988 (2ot).....13/15.....a | L | 94- 97 |
| 1-25-1989.....nr/19.....h10 | W | 75- 74 |
| 3-4-1989 (ot).....a | L | 79- 81 |
| 1-25-1990.....13/11.....a | L | 90- 91 |
| 3-3-1990.....11/11.....20/20.....h10 | W | 85- 69 |
| 1-24-1991.....nr/25.....h10 | W | 89- 68 |
| 3-2-1991.....nr/21.....a | L | 62- 69 |
| 2-5-1992 (ot).....20/18.....a | L | 78- 95 |
| 3-8-1992.....h10 | W | 101- 82 |
| 2-4-1993.....22/22.....h10 | L | 80- 83 |
| 3-7-1993.....a | W | 66- 59 |
| 3-13-1993.....n3 | W | 69- 61 |
| 2-2-1994.....a | L | 69- 88 |
| 3-5-1994.....h10 | W | 90- 79 |
| 2-1-1995.....21/20.....h10 | W | 80- 50 |
| 3-4-1995.....a | L | 63- 65 |
| 1-30-1996.....25/nr.....24/21.....a | L | 70- 73 |
| 3-3-1996.....18/20.....h10 | W | 87- 74 |
| 1-30-1997.....7/6.....a | L | 57- 70 |
| 3-1-1997.....12/10.....h10 | L | 53- 55 |
| 2-4-1998.....h10 | W | 70- 52 |
| 3-1-1998.....a | L | 62- 76 |
| 1-28-1999.....h10 | W | 66- 62 |
| 2-28-1999.....a | L | 64- 92 |
| 2-2-2000.....a | L | 58- 70 |
| 3-4-2000.....h10 | W | 85- 69 |
| 1-24-2001.....a | W | 111-108 |
| 2-25-2001.....h10 | W | 85- 64 |
| 1-5-2002.....h10 | L | 76- 83 |
| 2-6-2002.....a | W | 74- 50 |
| 2-5-2003.....a | L | 67- 69 |
| 3-8-2003.....h10 | W | 66- 56 |
| 1-27-2004.....14/16.....h10 | W | 76- 69 |
| 2-28-2004.....18/20.....a | W | 79- 60 |
| 2-8-2005.....a | W | 70- 62 |
| 3-5-2005.....h10 | W | 64- 56 |
| 1-21-2006.....h10 | L | 63- 73 |
| 3-4-2006.....a | L | 82- 95 |
| 1-6-2007.....23/18.....a | L | 74- 75 |
| 2-3-2007.....25/21.....h10 | W | 80- 62 |
| 2-14-2008.....a | L | 67- 82 |
| 3-6-2008.....24/nr.....h10 | W | 80- 75 |
| 1-25-2009.....10/9.....a | L | 59- 73 |
| 2-22-2009.....13/13.....h10 | L | 73- 81 |
| 3-12-2009.....17/18.....n4 | W | 86- 81 |
| 1-19-2010.....19/18.....17/16.....h10 | W | 66- 64 |
| 3-2-2010.....a | L | 80- 91 |
| 1-12-2011.....a | L | 62- 87 |
| 2-5-2011.....h10 | L | 56- 65 |
| 1-21-2012.....a | L | 62- 64 |

| | | |
|--|---|--------|
| 2-21-2012.....h13 | L | 37- 56 |
| 1-29-2013.....a | L | 60- 63 |
| 2-14-2013.....h15 | L | 53- 56 |
| 2-4-2014.....a | L | 41- 45 |
| 2-22-2014.....h15 | L | 55- 63 |
| 3-13-2014 (ot).....n2 | L | 65- 69 |
| 2-16-2015.....h15 | W | 63- 52 |
| 2-28-2015 (ot).....a | L | 63- 70 |
| 2-13-2016.....a1 | L | 52- 66 |
| 2-23-2016.....h15 | W | 75- 73 |
| 3-9-2016 (ot).....n5 | W | 88- 85 |
| 1-12-2017.....h15 | ! | 75- 63 |
| 2-1-2017.....a | L | 62- 74 |
| 1-28-2018.....h15 | L | 70- 72 |
| 2-24-2018.....15/17.....a | L | 67- 75 |
| 1-16-2019.....a | L | 60- 72 |
| 2-6-2019.....h15 | L | 42- 65 |
| <i>h3-Crystal Palace; h4-City Auditorium; h7-Temporary Gym; h8-Naval Armory; h9-Heisman Gym; h10-The Omni; h12-Philips Arena; a1-Bon Secours Wellness Arena (Greenville, S.C.); n1-SIC Tournament (City Auditorium, Atlanta, Ga.); n2-ACC Tournament (Greensboro [N.C.] Coliseum); n3-ACC Tournament (Charlotte [N.C.] Coliseum); n4-ACC Tournament (Georgia Dome, Atlanta, Ga.); n5-ACC Tournament (Verizon Center, Washington, D.C.)</i> | | |

Clemson YMCA (0-1)

| | | |
|---|---|--------|
| Home: 0-0, Away: 0-1, Neutral: 0-0 | | |
| 2-21-1920.....a | L | 32- 40 |

Coastal Carolina (4-0)

| | | |
|---|---|---------|
| Home: 4-0, Away: 0-0, Neutral: 0-0 | | |
| 11-28-1988.....14/na.....h10 | W | 95- 65 |
| 12-19-1989.....14/13.....h10 | W | 109- 82 |
| 11-28-1994.....20/19.....h10 | W | 90- 78 |
| 12-17-1997.....h10 | W | 100- 63 |

Colgate (1-0)

| | | |
|---|---|--------|
| Home: 1-0, Away: 0-0, Neutral: 0-0 | | |
| 12-23-2015.....h14 | W | 76- 60 |

Colorado State (1-0)

| | | |
|---|---|--------|
| Home: 1-0, Away: 0-0, Neutral: 0-0 | | |
| 11-22-1991.....23/24.....h10 | W | 84- 67 |
| <i>*Preseason NIT second round</i> | | |

Columbia (1-0)

| | | |
|---|---|--------|
| Home: 0-0, Away: 0-0, Neutral: 1-0 | | |
| 12-11-1976.....n1 | W | 80- 79 |
| <i>n1-Marshall Invitational (Huntington, W.Va.)</i> | | |

Columbus Kinners (0-1)

| | | |
|---|---|--------|
| Home: 0-0, Away: 0-1, Neutral: 0-0 | | |
| 12-20-1926.....a | L | 26- 35 |

Connecticut (2-2)

| | | |
|--|---|--------|
| Home: 0-0, Away: 0-1, Neutral: 2-1 | | |
| 11-26-2003.....1/1.....n1 | W | 77- 61 |
| 4-5-2004.....14/15.....n2 | L | 73- 82 |
| 2-11-2007.....n3 | W | 65- 52 |
| 2-9-2008.....a | L | 68- 80 |
| <i>n1-Preseason NIT semifinals (Madison Square Garden, New York, N.Y.); n2-NCAA Final Four national championship game (Alamodome, San Antonio, Texas); n3-Georgia Dome, Atlanta, Ga.</i> | | |

Coppin State (1-0)

| | | |
|---|---|--------|
| Home: 1-0, Away: 0-0, Neutral: 0-0 | | |
| 12-27-2017.....h10 | W | 76- 62 |

Cornell (4-0)

| | | |
|---|---|---------|
| Home: 3-0, Away: 1-0, Neutral: 0-0 | | |
| 1-2-2002.....h10 | W | 86- 68 |
| 1-8-2003.....h10 | W | 81- 55 |
| 11-23-2003.....a | W | 90- 69 |
| 11-13-2015.....h15 | W | 116- 81 |

Crescent Athletic Club (0-1)

| | | |
|---|---|--------|
| Home: 0-0, Away: 0-1, Neutral: 0-0 | | |
| 1-1-1930 (ext).....a | L | 24- 28 |

Croatian National Team (1-0)

| | | |
|---|---|---------|
| Home: 1-0, Away: 0-0, Neutral: 0-0 | | |
| 11-16-1994 (ext).....h10 | W | 100- 61 |

CSKA Bulgaria (1-0)

| | | |
|---|---|--------|
| Home: 1-0, Away: 0-0, Neutral: 0-0 | | |
| 11-4-1997 (ext).....h10 | W | 96- 76 |

Davidson (9-3)

| | | |
|---|---|--------|
| Home: 6-1, Away: 0-1, Neutral: 3-1 | | |
| 2-17-1925.....h7 | L | 27- 36 |
| 12-19-1946.....h9 | W | 55- 41 |
| 12-14-1949.....h9 | W | 78- 59 |
| 12-29-1951.....n1 | W | 78- 60 |
| 12-3-1957.....h | W | 74- 52 |
| 12-29-1971.....n1 | L | 66- 91 |
| 12-16-1975.....h10 | W | 85- 60 |
| 1-3-1976.....n2 | W | 72- 68 |
| 12-15-1976.....h10 | W | 59- 44 |
| 12-21-1977.....a | L | 78- 79 |
| 11-24-2000.....h10 | W | 92- 61 |
| 12-17-2001.....n2 | W | 83- 69 |
| <i>n1-Carolina Invitational (Charlotte [N.C.] Coliseum); n2-Charlotte [N.C.] Coliseum</i> | | |

Dayton (0-4)

| | | |
|---|---|--------|
| Home: 0-1, Away: 0-2, Neutral: 0-1 | | |
| 12-17-1977.....a | L | 63- 65 |
| 11-19-2009.....21/19.....n1 | L | 59- 63 |
| 11-20-2013.....h14 | L | 72- 82 |
| 12-23-2014.....a | L | 61- 75 |
| <i>n1-O'Reilly Auto Parts Puerto Rico Tip-Off, San Juan, P.R.</i> | | |

Delaware State (3-0)

| | | |
|---|---|--------|
| Home: 3-0, Away: 0-0, Neutral: 0-0 | | |
| 12-6-1997.....22/23.....h10 | W | 84- 63 |
| 11-14-2011.....h14 | W | 70- 52 |
| 11-11-2013.....h15 | W | 68- 50 |

DePaul (2-2)

SERIES HISTORY VS. ALL OPPONENTS

Under Josh Pastner: 0-3

Vs. Mike Krzyzewski: 19-59

Longest Winning Streak: 2 games (5 times)

Longest Losing Streak: 15 games (1997-2004)

Most Points Scored: 91 on 2-28-1988, 1-11-1990

Fewest Points Scored: 17 on 2-15-1922

Most Points Allowed: 110 on 1-4-2017

Fewest Points Allowed: 16 on 2-15-1922

Largest Margin of Victory: 11, three times

Largest Margin of Defeat: 53 on 1-4-2017

• Georgia Tech and Duke have met only once each of the past five seasons, including a 66-53 Blue Devil win last Jan. 26 at Cameron Indoor Stadium in the teams' most recent game.

• Duke has won 36 of the last 39 games in the series, including the last 12 in a row.

• The Blue Devils won 11 of the last 13 meetings at Alexander Memorial Coliseum and posted a 21-13 lead over Tech in games played on the Jackets' former home court, as well as a 28-15 mark in games played in Atlanta. Duke has won all three of its visits to McCamish Pavilion.

• Duke leads the overall series 73-23, and is 61-19 against Tech since the Jackets joined the ACC.

• Tech's best stretch of the series occurred between 1982 and 1989, with 10 wins in 17 meetings. Tech has never won more than two in a row.

• Tech is 19-59 against Duke teams coached by Mike Krzyzewski, 12-22 in games played in Atlanta.

• Tech has won just five of 41 games played at Cameron Indoor Stadium, the first four coming in (1959, 1984, 1987 and 1996). Tech's last win occurred on Mar. 3, 2004 in a 76-68 victory, which snapped a 41-game homecourt winning streak for the Blue Devils and helped propel the Jackets to the Final Four.

• Tech is 3-7 against the Blue Devils in ACC Tournament encounters. Tech defeated Duke on the way to each of its three tournament titles, including semifinal victories in 1985 and 1990 and a first-round triumph in 1993. The Blue Devils have defeated Tech three times in championship games (1986, 2005, 2010).

All-Time Series Results

| | | | | |
|-----------------|-----------------|-----|--------|--------|
| 2-15-1922..... | h5 | W | 17- 16 | |
| 3-1-1930..... | n1 | L | 37- 44 | |
| 2-13-1940..... | n9 | W | 41- 35 | |
| 1-18-1946..... | n9 | L | 39- 54 | |
| 2-12-1946..... | a | L | 51- 73 | |
| 2-15-1947..... | n9 | L | 54- 64 | |
| 2-16-1948..... | n9 | L | 55- 60 | |
| 2-12-1949..... | a | L | 42- 53 | |
| 12-10-1955..... | a | L | 66- 87 | |
| 11-30-1956..... | h10 | L | 61- 71 | |
| 12-1-1959..... | a | W | 59- 49 | |
| 12-19-1960..... | 15/12 ... 8/13 | h | 48- 61 | |
| 1-27-1973..... | h10 | W | 88- 86 | |
| 2-16-1974..... | a | L | 60- 70 | |
| 2-22-1975..... | a | L | 86-107 | |
| 1-9-1976..... | h10 | L | 71- 91 | |
| 1-7-1980..... | 1/1 | a | 42- 55 | |
| 1-21-1980..... | 5/5 | h10 | 49- 56 | |
| 2-4-1981..... | h10 | L | 68- 82 | |
| 2-21-1981..... | a | L | 56- 83 | |
| 2-3-1982..... | a | L | 46- 47 | |
| 2-20-1982..... | h10 | W | 87- 78 | |
| 2-9-1983..... | h10 | W | 67- 66 | |
| 2-26-1983..... | a | L | 81-106 | |
| 1-30-1984..... | h10 | L | 68- 69 | |
| 2-25-1984..... | 14/19 | a | W | 58- 56 |
| 3-9-1984..... | 16/nr | n2 | L | 63- 67 |
| 2-6-1985..... | 10/7 ... 5/5 | h10 | W | 81- 71 |
| 2-23-1985..... | 8/9 | a | L | 62- 67 |
| 3-9-1985..... | 9/11 ... 7/9 | n3 | W | 75- 64 |
| 1-21-1986..... | 4/3 ... 2/2 | h10 | W | 87- 80 |
| 2-9-1986..... | 2/2 ... 4/2 | a | L | 59- 75 |
| 3-9-1986..... | 6/6 ... 1/1 | n2 | L | 67- 68 |
| 1-29-1987..... | 13/11 | h10 | W | 75- 66 |
| 2-21-1987..... | 17/18 | a | W | 79- 72 |
| 2-3-1988..... | 4/5 | a | L | 65- 78 |
| 2-28-1988..... | 20/16 ... 5/5 | h10 | W | 91- 87 |
| 2-2-1989..... | 12/10 | h10 | W | 81- 76 |
| 2-20-1989..... | 11/12 | a | L | 66- 91 |
| 1-11-1990..... | 9/9 ... 10/11 | h10 | L | 91- 96 |
| 1-28-1990..... | 13/11 ... 8/7 | a | L | 86- 88 |
| 3-10-1990..... | 14/13 ... 12/12 | n4 | W | 83- 72 |
| 1-9-1991..... | 24/21 ... 14/11 | a | L | 57- 98 |
| 1-30-1991..... | 23/22 ... 7/7 | h10 | L | 75- 77 |
| 1-11-1992..... | 14/15 ... 1/1 | a | L | 84- 97 |
| 2-12-1992..... | nr/24 ... 1/1 | h10 | L | 62- 71 |
| 3-14-1992..... | 1/1 | n4 | L | 76- 89 |
| 1-10-1993..... | 10/11 ... 1/1 | h10 | W | 80- 79 |
| 2-10-1993..... | nr/24 ... 3/3 | a | L | 73- 63 |
| 3-12-1993..... | 8/8 | n4 | W | 69- 66 |
| 1-8-1994..... | 12/13 ... 3/3 | a | L | 71- 88 |
| 2-8-1994..... | 2/2 | h10 | L | 63- 66 |
| 12-30-1994..... | 17/16 ... 7/7 | n5 | L | 69- 76 |

| | | | | | |
|--------------------|-------|-------|-------|--------|--------|
| 1-7-1995..... | 24/20 | 11/9 | h10 | W | 75- 68 |
| 2-9-1995..... | 18/15 | | a | L | 70- 77 |
| 1-7-1996..... | 19/20 | | a | W | 86- 81 |
| 2-7-1996 (ot)..... | | h10 | W | 73- 71 | |
| 1-5-1997..... | 13/11 | | h | L | 56- 66 |
| 2-2-1997..... | 12/11 | | a | L | 61- 70 |
| 2-1-1998..... | 1/1 | | a | L | 69- 90 |
| 2-25-1998..... | 1/1 | | h | L | 53- 76 |
| 1-6-1999..... | 2/2 | | a | L | 58- 99 |
| 2-6-1999..... | 2/2 | | h | L | 79- 87 |
| 1-12-2000..... | 6/7 | | a | L | 52- 87 |
| 2-12-2000..... | 3/3 | | h | L | 65- 84 |
| 1-20-2001..... | 2/2 | | h | L | 77- 98 |
| 2-21-2001..... | 4/4 | | a | L | 54- 98 |
| 1-10-2002..... | 2/1 | | a | L | 79-104 |
| 2-9-2002..... | 1/1 | | h | L | 63- 95 |
| 1-25-2003..... | 3/3 | | a | L | 71- 91 |
| 2-26-2003..... | 6/5 | | h | L | 58- 77 |
| 1-31-2004..... | 14/16 | 1/1 | | h | 82- 74 |
| 3-3-2004..... | 19/22 | 3/3 | | W | 76- 68 |
| 3-13-2004..... | 14/18 | 5/4 | n2 | L | 71- 85 |
| 2-5-2005..... | 25/23 | 4/6 | | a | 65- 82 |
| 2-23-2005..... | 7/10 | | h | L | 56- 60 |
| 3-13-2005..... | 6/6 | n6 | L | 64- 69 | |
| 2-22-2006..... | 1/1 | | h | L | 66- 73 |
| 1-10-2007..... | 11/11 | | h | W | 74- 63 |
| 2-18-2007..... | | | a | L | 62- 71 |
| 2-27-2008..... | 7/6 | | a | L | 58- 71 |
| 3-14-2008..... | 7/7 | n7 | L | 70- 82 | |
| 1-14-2009..... | 3/2 | | h | L | 56- 70 |
| 1-9-2010..... | 20/17 | 5/5 | | W | 71- 67 |
| 2-4-2010..... | 21/19 | 10/9 | | a | 67- 86 |
| 3-14-2010..... | 4/4 | n2 | L | 61- 65 | |
| 2-20-2011..... | 5/5 | | a | L | 57- 79 |
| 1-7-2012..... | 5/3 | h13 | L | 74- 81 | |
| 1-17-2013..... | 3/3 | | a | L | 57- 73 |
| 1-7-2014..... | 16/13 | | a | L | 57- 79 |
| 2-18-2014..... | 5/6 | h15 | L | 51- 68 | |
| 2-4-2015..... | 4/5 | | a | L | 66- 72 |
| 2-2-2016..... | | h15 | L | 71- 80 | |
| 1-4-2017..... | 8/8 | | a | L | 57-110 |
| 2-11-2018..... | 9/8 | h15 | L | 69- 80 | |
| 1-26-2019..... | 2/2 | | a | L | 53- 66 |

Known as Trinity College until 1924

h5-Atlanta Athletic Club; h9-Heisman Gym; n1-SIC Tournament (City Auditorium, Atlanta, Ga.); n2-ACC Tournament (Greensboro [N.C.] Coliseum); n3-ACC Tournament (The Omni, Atlanta, Ga.); n4-ACC Tournament (Charlotte [N.C.] Coliseum); n5-Rainbow Classic (Special Events Center, Honolulu, Hawaii); n6-ACC Tournament (MCI Center, Washington, D.C.); n7-ACC Tournament (Bobcats Arena, Charlotte, N.C.)

Duquesne (2-0)

Home: 1-0, Away: 0-0, Neutral: 1-0

| | | | |
|-----------------|-----|---|--------|
| 3-17-1970..... | n1 | W | 78- 68 |
| 12-29-2015..... | h14 | W | 73- 67 |

n1-NIT first round (Madison Square Garden, New York, N.Y.)

EA Sports All-Stars (1-0)

Home: 1-0, Away: 0-0, Neutral: 0-0

| | | | |
|-----------------------|-----|---|---------|
| 11-12-2001 (exh)..... | h10 | W | 112- 85 |
|-----------------------|-----|---|---------|

East Carolina (4-1)

Home: 3-1, Away: 1-0, Neutral: 0-0

| | | | |
|----------------------|--------|---|---------|
| 1-27-1979 (ot) | h10 | L | 64- 66 |
| 2-17-1979..... |a | W | 82- 68 |
| 1-4-1989..... | h10 | W | 92- 69 |
| 12-3-1994..... | h10 | W | 100- 74 |
| 11-16-2018..... | h15 | W | 79- 54 |

East Tennessee State (4-2)

Home: 3-1, Away: 0-1, Neutral: 1-0

| | | | | |
|-----------------|-------|-----|---|--------|
| 1-13-1976..... | | h | W | 79- 54 |
| 12-18-1976..... | | h | W | 62- 54 |
| 12-16-1978..... | | a | L | 76- 86 |
| 3-15-1990..... | | n1 | W | 99- 83 |
| 12-7-2013..... | | h15 | W | 87- 57 |
| 11-22-2015..... | | h15 | L | 68- 69 |

n1-NCAA Southeast Regional first round (Thompson-Boling Arena, Knoxville, Tenn.)

Eastern Illinois (1-0)

Home: 0-0, Away: 0-0, Neutral: 1-0

| | | | |
|-----------------|----|---|--------|
| 11-22-2001..... | n1 | W | 70- 65 |
|-----------------|----|---|--------|

n1-Las Vegas Invitational (Valley High School, Las Vegas, Nev.)

Elon (3-0)

Home: 3-0, Away: 0-0, Neutral: 0-0

| | | | | |
|----------------------------|-----|---|-----|----|
| 1-22-2003..... | h10 | W | 66- | 47 |
| 11-21-2005..... | h10 | W | 81- | 69 |
| 11-10-2006..... 23/21..... | h10 | W | 83- | 49 |

Evansville (0-1)

Home: 0-0, Away: 0-1, Neutral: 0-0

| | | | |
|-----------------|---|---|--------|
| 12-23-1926..... | a | L | 36- 38 |
|-----------------|---|---|--------|

Flagler (3-0)

Home: 3-0, Away: 0-0, Neutral: 0-0

| | | | |
|-----------------|-----|---|--------|
| 12-1-1980..... | h10 | W | 87- 59 |
| 1-13-1982..... | h10 | W | 79- 71 |
| 12-12-1983..... | h10 | W | 95- 52 |

Florida (27-20)

Home: 17-5, Away: 7-12, Neutral: 3-3

| | | | |
|---------------------|-----|---|--------|
| 2-3-1923..... | h4 | W | 52- 20 |
| 1-7-1929..... | h7 | W | 36- 19 |
| 1-8-1929..... | h7 | W | 33- 26 |
| 2-24-1929..... | n1 | W | 50- 24 |
| 1-14-1931..... | a | L | 31- 39 |
| 1-20-1931..... | h7 | W | 32- 23 |
| 2-27-1931..... | n1 | L | 48- 53 |
| 1-9-1932..... | a | W | 41- 32 |
| 2-17-1932..... | h4 | W | 38- 23 |
| 1-4-1936..... | a | L | 25- 36 |
| 2-17-1936..... | h8 | W | 39- 22 |
| 1-13-1937..... | a | W | 35- 25 |
| 2-15-1937..... | h8 | W | 43- 37 |
| 2-17-1938..... | h8 | W | 54- 40 |
| 2-4-1939 (ot)..... | a | L | 29- 33 |
| 1-15-1940..... | h9 | L | 40- 45 |
| 2-1-1946..... | h9 | W | 64- 53 |
| 2-23-1946..... | a | W | 58- 50 |
| 2-13-1948..... | h9 | W | 65- 42 |
| 2-28-1948..... | a | W | 63- 55 |
| 2-10-1949..... | h9 | W | 57- 49 |
| 2-26-1949..... | a | W | 66- 56 |
| 2-10-1950..... | h9 | W | 69- 38 |
| 2-25-1950..... | a | L | 41- 59 |
| 1-13-1951..... | h9 | L | 54- 56 |
| 2-16-1952..... | a | L | 73- 80 |
| 12-29-1952..... | n2 | L | 60- 68 |
| 2-14-1953..... | h9 | L | 65- 76 |
| 12-30-1953..... | n2 | L | 59- 63 |
| 3-1-1954..... | a | L | 59- 67 |
| 2-28-1955..... | h9 | W | 88- 68 |
| 2-27-1956..... | a | L | 48- 66 |
| 2-25-1957..... | h10 | W | 64- 57 |
| 2-24-1958 (ot)..... | a | W | 62- 61 |
| 2-23-1959..... | h10 | W | 76- 72 |
| 2-22-1960 (ot)..... | a | W | 69- 55 |
| 2-27-1961..... | h10 | W | 52- 50 |
| 2-26-1962 (ot)..... | a | L | 75- 82 |
| 12-28-1962..... | n2 | W | 63- 61 |
| 2-25-1963..... | h10 | W | 89- 69 |
| 2-24-1964..... | a | L | 73- 92 |
| 12-28-1970..... | n2 | W | 69- 58 |
| 12-16-1972..... | a | L | 69- 78 |
| 2-5-1973 (ot)..... | h10 | L | 85- 87 |
| 1-2-1974..... | h10 | L | 68- 70 |
| 1-2-1975..... | a | L | 69- 90 |
| 11-24-1987..... | a1 | L | 69- 80 |

n1-SIC Tournament (City Auditorium, Atlanta, Ga.); n2-Gator Bowl Tournament (Jacksonville, Fla.); a1-Pre-season NIT second round

Florida A&M (8-0)

Home: 8-0, Away: 0-0, Neutral: 0-0

| | | | |
|---------------------------|-----|---|---------|
| 12-1-1992..... | h10 | W | 112- 83 |
| 11-26-1994..... | h10 | W | 112- 56 |
| 2-5-2000..... | h10 | W | 89- 57 |
| 11-16-2001..... | h10 | W | 97- 62 |
| 11-14-2009.....22/20..... | h10 | W | 100- 59 |
| 11-11-2011..... | h14 | W | 92- 59 |
| 12-17-2017..... | h15 | W | 79- 54 |
| 12-9-2018..... | h15 | W | 73- 40 |

Florida State (28-42)

Home: 16-17, Away: 11-22, Neutral: 1-3

| |
|----------------------------------|
| All Home Games: 16-17 |
| At McCamish Pavilion: 0-3 |
| At AMC: 16-14 |
| At Georgia Dome: 0-1 |
| In Atlanta: 16-18 |
| All Road Games: 11-22 |
| At Tucker Center: 8-15 |
| As ACC members: 18-28 |
| In the ACC Tournament: 0-2 |
| All Neutral Games: 1-3 |
| As Metro Conference members: 1-3 |
| Under Whack Hyder: 8-10 |

Under Dwane Morrison: 2-4

Under Bobby Cremins: 8-11

Under Paul Hewitt: 9-10

SERIES HISTORY VS. ALL OPPONENTS

| | | |
|-------------------------------|---|--------|
| 2-15-2003.....a | L | 64- 71 |
| 2-3-2004.....15/16.....a | L | 65- 81 |
| 3-6-2004.....19/22.....h10 | W | 63- 60 |
| 2-2-2005.....25/23.....h10 | W | 64- 61 |
| 2-20-2005.....a | W | 76- 75 |
| 2-9-2006.....a | L | 79- 80 |
| 1-13-2007.....h10 | W | 88- 80 |
| 2-13-2007.....a | W | 63- 57 |
| 12-30-2007.....h10 | L | 64- 66 |
| 2-5-2009.....a | L | 58- 62 |
| 3-13-2009.....22/22.....n4 | L | 62- 64 |
| 12-20-2009 (ot) 22/15.....h10 | L | 59- 66 |
| 1-24-2010.....19/18.....a | L | 66- 68 |
| 2-10-2011.....h10 | L | 63- 72 |
| 2-1-2012.....21/24.....a | L | 54- 68 |
| 2-5-2013.....h15 | L | 54- 56 |
| 3-2-2014.....a | L | 71- 81 |
| 12-24-2015.....h15 | L | 53- 57 |
| 2-17-2016.....a | W | 86- 80 |
| 1-25-2017.....6/6.....h15 | ! | 78- 56 |
| 1-24-2018.....a | L | 77- 88 |
| 2-2-2019.....25/rv.....a | L | 49- 59 |
| 2-16-2019.....17/19.....h15 | L | 47- 69 |

n1-Metro Tournament (Mid-South Coliseum, Memphis, Tenn.);
n2-Metro Tournament (Riverfront Coliseum, Cincinnati, Ohio);
n3-ACC Tournament (Charlotte [N.C.] Coliseum); n4-ACC
Tournament (Georgia Dome, Atlanta, Ga.)

Fordham (3-1)

Home: 2-0, Away: 0-1, Neutral: 1-0

| | | |
|-----------------------------|---|--------|
| 2-15-1990.....13/11.....n1 | W | 83- 78 |
| 12-8-1990.....20/20.....h10 | W | 92- 72 |
| 12-29-2011.....a | L | 66- 72 |
| 12-29-2012.....h15 | W | 73- 48 |

n1-Madison Square Garden (New York, N.Y.)

Fort Benning (5-0)

Home: 3-0, Away: 2-0, Neutral: 0-0

| | | |
|-------------------|---|--------|
| 2-10-1922.....a | W | 24- 23 |
| 1-3-1932.....a | W | 42- 21 |
| 1-27-1937.....h10 | W | 70- 26 |
| 1-24-1942.....h10 | W | 53- 44 |
| 2-2-1943.....h10 | W | 65- 40 |

Fort McPherson (1-0)

Home: 0-0, Away: 1-0, Neutral: 0-0

| | | |
|-----------------------|---|--------|
| 1-13-1925 (2ot).....a | W | 28- 26 |
|-----------------------|---|--------|

Francis Marion (2-0)

Home: 2-0, Away: 0-0, Neutral: 0-0

| | | |
|-------------------|---|--------|
| 2-10-1982.....h10 | W | 79- 54 |
| 1-26-1983.....h10 | W | 88- 76 |

Franklin & Marshall (1-0)

Home: 0-0, Away: 1-0, Neutral: 0-0

| | | |
|----------------|---|--------|
| 1-4-1930.....a | W | 51- 36 |
|----------------|---|--------|

Furman (23-6)

Home: 14-2, Away: 9-4, Neutral: 0-0

| | | |
|----------------------|---|---------|
| 1-21-1921.....h4 | W | 44- 24 |
| 1-12-1924.....a | L | 37- 42 |
| 12-15-1947.....h9 | L | 53- 54 |
| 1-13-1948.....a | W | 65- 64 |
| 12-18-1948.....h9 | W | 64- 49 |
| 12-10-1949.....h9 | W | 87- 56 |
| 12-9-1950.....h10 | W | 87- 50 |
| 1-31-1953.....a | L | 93-111 |
| 2-11-1954.....h9 | L | 67-114 |
| 1-13-1955.....a | L | 95-111 |
| 1-18-1956.....a | W | 85- 75 |
| 12-6-1956.....h10 | W | 93- 74 |
| 1-2-1958.....h10 | W | 74- 64 |
| 12-13-1958.....a | W | 82- 77 |
| 12-3-1959.....h10 | W | 91- 63 |
| 12-3-1960.....h10 | W | 80- 54 |
| 12-29-1961.....a1 | W | 72- 65 |
| 12-3-1962 (ot).....a | W | 80- 79 |
| 12-4-1963.....h10 | W | 92- 69 |
| 1-9-1965.....a | W | 96- 85 |
| 2-8-1966.....h10 | W | 110- 68 |
| 1-10-1967 (ot).....a | L | 68- 69 |
| 1-17-1968.....h10 | W | 68- 61 |
| 1-28-1969.....a | W | 72- 63 |
| 1-15-1970.....h10 | W | 88- 61 |
| 2-27-1971.....a | W | 81- 66 |
| 12-22-1971.....h10 | W | 108- 91 |
| 12-29-1975.....a1 | W | 98- 81 |
| 12-19-1994.....h | W | 94- 73 |

a1-Poinsettia Tournament (Greenville, S.C.)

Gardner-Webb (1-1)

Home: 1-1, Away: 0-0, Neutral: 0-0

| | | |
|--------------------|---|--------|
| 12-1-2002.....h10 | W | 75- 53 |
| 12-17-2018.....h15 | L | 69- 79 |

George Mason (1-0)

Home: 0-0, Away: 0-0, Neutral: 1-0

| | | |
|-------------------|---|--------|
| 11-20-2009.....n1 | W | 70- 62 |
|-------------------|---|--------|

n1-O'Reilly Auto Parts Puerto Rico Tip-Off, San Juan, P.R.

George Washington (3-0)

Home: 1-0, Away: 1-0, Neutral: 1-0

| | | |
|----------------------------|---|--------|
| 1-2-1988.....h10 | W | 86- 57 |
| 12-3-1988.....a | W | 94- 64 |
| 3-18-2005.....25/25.....n1 | W | 80- 68 |

n1-NCAA Tournament first round (Gaylord Entertainment Center, Nashville, Tenn.)

Georgetown (2-4)

Home: 2-0, Away: 0-1, Neutral: 0-3

| | | |
|-------------------------------------|---|--------|
| 2-15-1921.....a | L | 14- 37 |
| 1-1-1955.....n1 | L | 62- 68 |
| 12-21-1963.....h10 | W | 96- 71 |
| 3-23-1985.....6/6.....1/1.....n2 | L | 54- 60 |
| 11-22-1995.....25/20.....4/4.....n3 | L | 72- 94 |
| 3-16-1998 (ot).....h10 | W | 80- 79 |

n1-Queen City Tournament (Buffalo, N.Y.); n2-NCAA East
Regional final (Providence [R.I.] Civic Center); n3-Preseason
NIT semifinals (Madison Square Garden, New York, N.Y.); *NIT
second round

Georgia (105-90)

Home: 62-27, Away: 30-53, Neutral: 13-10

| |
|---|
| All Home Games: 62-27 |
| At AMC: 31-9 |
| At McCamish Pavilion: 2-2 |
| All Other Home Courts: 29-16 |
| In Athens: 30-52 |
| At Stegeman Coliseum: 5-27 |
| All Neutral Games: 13-10 |
| At The Omni: 8-6 |
| In Atlanta: 69-34 |
| As SEC members: 55-29 |
| As SIC members: 11-11 |
| Under Whack Hyder: 38-21 |
| Under Dwane Morrison: 6-10 |
| Under Bobby Cremins: 10-10 |
| Under Paul Hewitt: 4-7 |
| Under Brian Gregory: 4-1 |
| Under Josh Pastner: 0-3 |
| Vs. Mark Fox: 4-5 |
| Vs. Tom Crean: 1-1 (1-0 vs. Indiana) |
| Longest Winning Streak: 10 games (1958-61) |
| Longest Losing Streak: 7 games (1909-21, 1980-84) |
| Most Points Scored: 112 on 12-19-1990 |
| Fewest Points Scored: 8 on 2-14-1914 |
| Most Points Allowed: 105 on 12-19-1990 |
| Fewest Points Allowed: 11 on 3-17-1906 |
| Largest Margin of Victory: 38 on 12-5-2004 |
| Largest Margin of Defeat: 69 on 1-22-1909 |
| • Georgia has won the last four games in the series, two of those in Athens and two in Atlanta. The Bulldogs captured a 70-59 victory last December at McCamish Pavilion. |
| • Prior to that, Georgia Tech had won four consecutive games over Georgia for the first time since winning 10 in a row over the Bulldogs, the longest for either team in the series, from December of 1958 to February of 1961. |
| • Tech snapped a 13-game losing streak in games played at Stegeman Coliseum with a 68-56 win over Georgia on Dec. 7, 2011. It was Tech's first win in Athens since Nov. 26, 1976, a stretch that spanned three Tech coaches - Dwane Morrison (0-for-his-last-4), Bobby Cremins (0-4) and Paul Hewitt (0-5). |
| • With Tech's 80-71 win in the Nov. 15, 2013 contest in Athens, the Yellow Jackets won back-to-back in Athens for the first time since winning three in a row from 1959-61. |
| • Georgia Tech leads the overall series 105-90 and has played the Bulldogs more than any other opponent in its basketball history. |
| • The series has been played alternately on the respective schools' campuses since the 1995-96 season. Georgia holds an 14-10 lead over that period. |
| • In the 23 on-campus meetings since 1995, Georgia has won three times in Atlanta, and Tech has won twice in Athens. |
| • Before that December, 1995 meeting in Athens, the teams played 14 straight years at the Omni in downtown Atlanta, |

which was located on the site of the current Philips Arena. Tech went 8-6 against the Bulldogs in the facility, including eight of the last 10 before the neutral series ended. The teams have played on neutral sites other than the SEC or Southern Intercollegiate Championships only one other time, that coming at the 1960 Gator Bowl Tournament in Jacksonville, Fla.

- Tech was 4-5 against Georgia teams coached by Mark Fox, who won his first two encounters against the Jackets.
- Tech and Georgia were both charter members of the Southeastern Conference, and the Yellow Jackets went 55-29 against the Bulldogs in the SEC before leaving the conference after the 1963-64 season.
- Tech is 35-33 against Georgia since leaving the SEC.

All-Time Series Results

| | | |
|-----------------------|---|--------|
| 3-10-1906.....a | W | 27- 13 |
| 3-17-1906 (ot).....h1 | W | 13- 11 |
| 1-22-1909.....a | L | 9- 78 |
| 1-29-1909.....h2 | L | 13- 69 |
| 2-15-1913.....a | L | 12- 71 |
| 2-28-1913.....h3 | L | 20- 35 |
| 2-14-1914.....a | L | 8- 58 |
| 2-26-1914.....h3 | L | 24- 29 |
| 2-27-1921.....n1 | L | 21- 26 |
| 2-28-1923.....n1 | W | 27- 22 |
| 1-31-1925.....h7 | W | 30- 25 |
| 2-21-1925.....a | L | 24- 34 |
| 1-8-1926.....h7 | W | 35- 30 |
| 1-30-1926.....a | L | 29- 33 |
| 2-20-1926.....h4 | L | 19- 34 |
| 1-15-1927 (ot).....a | W | 36- 35 |
| 1-29-1927.....h4 | W | 33- 27 |
| 2-19-1927.....a | W | 36- 25 |
| 1-14-1928.....h7 | L | 30- 33 |
| 1-28-1928.....a | W | 36- 35 |
| 2-18-1928.....h4 | W | 28- 26 |
| 1-26-1929.....h4 | W | 38- 37 |
| 2-25-1929.....a | L | 25- 27 |
| 1-18-1930.....h7 | L | 23- 26 |
| 1-25-1930.....h4 | L | 23- 25 |
| 2-22-1930.....h4 | L | 31- 35 |
| 1-17-1931.....a | L | 30- 39 |
| 1-31-1931.....h7 | W | 37- 19 |
| 2-14-1931.....a | L | 15- 44 |
| 1-30-1932.....h4 | W | 30- 20 |
| 2-6-1932.....a | L | 15- 25 |
| 2-20-1932.....h4 | W | 25- 22 |
| 1-14-1933.....a | L | 25- 30 |
| 1-28-1933.....h4 | W | 26- 16 |
| 2-18-1933.....a | W | 32- 30 |
| 1-13-1934.....a | W | 33- 25 |
| 1-27-1934.....h4 | L | 33- 37 |
| 2-17-1934.....h4 | L | 27- 28 |
| 3-2-1934.....n2 | L | 19- 33 |
| 1-19-1935.....a | L | 23- 33 |
| 2-2-1935.....h4 | W | 32- 27 |
| 2-23-1935 (ot).....a | W | 49- 39 |
| 2-1-1936.....h8 | W | 29- 21 |
| 2-22-1936.....a | W | 24- 22 |
| 1-30-1937.....a | W | 34- 20 |
| 2-20-1937.....h8 | W | 42- 22 |
| 1-29-1938.....h8 | W | 51- 28 |
| 2-19-1938.....a | W | 29- 27 |
| 1-28-1939.....a | L | 26- 32 |
| 2-18-1939.....h9 | L | 29- 41 |
| 1-27-1940.....h9 | L | 31- 46 |
| 2-17-1940.....a | L | 31- 40 |
| 2-7-1941.....a | L | 26- 31 |
| 2-20-1941.....h9 | W | 52- 44 |
| 2-19-1942.....h9 | W | 49- 29 |
| 2-21-1942.....a | L | 37- 38 |
| 2-18-1943.....a | W | 58- 31 |
| 2-20-1943.....h9 | W | 39- 20 |
| 2-12-1944.....a | W | 42- 39 |
| 2-19-1944.....h9 | W | 71- 44 |
| 2-9-1945.....h9 | W | 70- 38 |
| 2-24-1945.....a | W | 69- 42 |
| 3-1-1945.....n3 | W | 68- 49 |
| 2-6-1946.....a | L | 40- 50 |
| 2-15-1946.....h9 | L | 43- 46 |
| 2-28-1946.....n3 | L | 30- 36 |
| 2-4-1947.....a | W | 51- 44 |
| 2-19-1947.....h9 | W | 70- 46 |
| 2-4-1948.....a | W | 68- 58 |
| 2-12-1948.....a | W | 73- 64 |
| 2-18-1948.....a | L | 58- 65 |
| 3-5-1948.....n3 | W | 60- 57 |
| 1-26-1949 (ot).....h9 | L | 60- 74 |
| 2-2-1949.....a | W | 56- 49 |
| 2-16-1949.....h9 | W | 60- 58 |
| 1-25-1950.....a | L | 55- 67 |
| 2-1-1950.....h9 | W | 56- 51 |
| 2-15-1950 (ot).....a | L | 72- 73 |
| 1-9-1951.....h9 | W | 56- 50 |
| 1-20-1951.....a | L | 66- 77 |

| | | | |
|---------------------------------|-----|---|---------|
| 2-7-1951..... | h9 | L | 53- 54 |
| 2-6-1952..... | a | L | 64- 72 |
| 2-23-1952..... | h9 | W | 79- 73 |
| 12-30-1952..... | n4 | W | 71- 54 |
| 1-6-1953..... | a | L | 57- 70 |
| 2-4-1953..... | h9 | W | 78- 73 |
| 12-28-1953..... | n4 | L | 64- 66 |
| 2-17-1954..... | a | L | 61- 69 |
| 2-27-1954..... | h9 | W | 80- 63 |
| 1-24-1955..... | a | L | 66- 70 |
| 2-17-1955..... | h9 | W | 75- 54 |
| 2-26-1955 (2ot)..... | h9 | L | 66- 67 |
| 12-17-1955..... | h9 | W | 75- 62 |
| 2-16-1956 (ot)..... | a | W | 72- 68 |
| 2-25-1956..... | a | W | 81- 72 |
| 12-18-1956..... | h10 | W | 80- 58 |
| 2-14-1957..... | a | W | 67- 65 |
| 2-23-1957..... | h10 | W | 74- 60 |
| 12-19-1957 (ot)..... | h10 | L | 68- 69 |
| 1-20-1958..... | h10 | W | 72- 59 |
| 2-22-1958..... | a | L | 59- 62 |
| 12-11-1958..... | h10 | W | 73- 66 |
| 1-7-1959..... | a | W | 66- 62 |
| 2-21-1959..... | h10 | W | 82- 62 |
| 12-31-1959.....10/17..... | h10 | W | 83- 65 |
| 1-13-1960.....6/6..... | h10 | W | 80- 64 |
| 2-20-1960.....6/8..... | a | W | 69- 68 |
| 12-1-1960..... | h10 | W | 74- 56 |
| 12-29-1960..... | n4 | W | 54- 51 |
| 1-11-1961 (ot)..... | a | W | 89- 80 |
| 2-25-1961..... | h10 | W | 83- 71 |
| 12-9-1961..... | h10 | L | 67- 70 |
| 1-11-1962..... | h10 | W | 68- 62 |
| 2-24-1962..... | a | L | 61- 68 |
| 1-9-1963.....7/7..... | a | W | 72- 70 |
| 2-23-1963 (ot) ...nr/10..... | h10 | W | 66- 58 |
| 12-2-1963..... | h10 | W | 73- 65 |
| 1-21-1964..... | h10 | W | 71- 55 |
| 2-22-1964..... | a | L | 68- 81 |
| 12-19-1964..... | a | L | 66- 79 |
| 2-9-1965..... | h10 | W | 73- 62 |
| 2-20-1965..... | a | L | 66- 91 |
| 12-9-1965..... | h10 | L | 65- 76 |
| 1-19-1966..... | h10 | W | 89- 56 |
| 2-26-1966..... | a | L | 61- 67 |
| 12-7-1966..... | a | L | 87- 89 |
| 1-21-1967..... | h10 | W | 79- 53 |
| 2-15-1967..... | a | W | 87- 79 |
| 12-7-1967..... | h10 | W | 86- 78 |
| 2-15-1968..... | a | L | 76- 89 |
| 12-5-1968..... | a | L | 74- 84 |
| 2-13-1969..... | h10 | W | 73- 66 |
| 2-3-1969..... | h10 | W | 92- 80 |
| 2-4-1970..... | a | L | 69- 74 |
| 12-4-1971..... | a | W | 97- 88 |
| 2-3-1971..... | h10 | W | 90- 77 |
| 2-2-1972..... | h10 | W | 82- 78 |
| 3-7-1972..... | a | L | 78- 93 |
| 1-31-1973..... | a | L | 78- 87 |
| 3-6-1973..... | h10 | W | 77- 67 |
| 1-16-1974..... | h10 | L | 66- 75 |
| 3-7-1974 (ot)..... | a | W | 97- 95 |
| 11-29-1975..... | a | L | 67- 86 |
| 3-5-1975..... | h10 | L | 73- 77 |
| 11-28-1975..... | h10 | W | 59- 57 |
| 1-6-1976..... | a | L | 63- 69 |
| 11-26-1976..... | a | W | 64- 43 |
| 1-27-1977..... | h10 | L | 51- 60 |
| 11-25-1977..... | h10 | W | 75- 58 |
| 1-11-1978..... | a | L | 64- 68 |
| 12-1-1978..... | h10 | W | 75- 51 |
| 2-13-1979..... | a | L | 55- 56 |
| 2-15-1979..... | a | L | 59- 66 |
| 2-18-1980..... | h10 | W | 40- 38 |
| 12-6-1980..... | h10 | L | 38- 55 |
| 12-30-1980..... | a | L | 51- 65 |
| 12-4-1981..... | a | L | 61- 62 |
| 12-28-1981..... | n5 | L | 42- 53 |
| 12-4-1982..... | n5 | L | 67- 82 |
| 12-2-1983.....13/na..... | n5 | L | 62- 64 |
| 12-11-1984.....12/14..... | n5 | L | 59- 60 |
| 12-7-1985.....5/4..... | n5 | W | 89- 65 |
| 12-3-1986.....15/nr..... | n5 | W | 72- 66 |
| 12-5-1987..... | n5 | W | 78- 77 |
| 12-17-1988.....11/11..... | n5 | L | 69- 80 |
| 12-16-1989.....15/16..... | n5 | W | 92- 89 |
| 12-19-1990 (3ot).....17/13..... | n5 | W | 112-105 |
| 12-18-1991.....13/13..... | n5 | L | 65- 66 |
| 12-16-1992.....17/16..... | n5 | W | 75- 67 |
| 12-15-1993.....14/14..... | n5 | W | 72- 69 |
| 12-14-1994.....14/13..... | n5 | W | 86- 78 |
| 12-13-1995.....19/20..... | a | L | 70- 94 |
| 12-3-1996..... | h10 | W | 62- 61 |
| 12-23-1997.....nr/23..... | a | L | 71- 70 |

SERIES HISTORY VS. ALL OPPONENTS

| | | | |
|----------------------|------------|-----|----------|
| 12-13-1998 (ot)..... | h10 | W | 84- 79 |
| 12-8-1999..... | a | L | 68- 70 |
| 12-6-2000..... | h10 | L | 70- 75 |
| 12-9-2001..... | a | L | 82- 95 |
| 11-27-2002..... | 17/18..... | h10 | W 83- 77 |
| 1-3-2004 (2ot)..... | 4/4..... | a | L 80- 83 |
| 12-5-2004..... | 4/4..... | h10 | W 87- 49 |
| 12-7-2005..... | a | L | 75- 91 |
| 12-22-2006..... | h10 | W | 78- 69 |
| 1-9-2008..... | a | L | 72- 79 |
| 1-6-2009..... | h10 | W | 67- 62 |
| 1-5-2010..... | 20/17..... | a | L 66- 73 |
| 12-7-2010..... | h10 | L | 72- 73 |
| 12-7-2011..... | a | W | 68- 56 |
| 12-4-2012..... | h15 | W | 62- 54 |
| 11-15-2013..... | a | W | 80- 71 |
| 11-14-2014..... | h15 | W | 80- 73 |
| 12-19-2015..... | a | L | 61- 75 |
| 12-20-2016..... | h15 | L | 43- 60 |
| 12-19-2017..... | a | L | 59- 80 |
| 12-22-2018..... | h15 | L | 59- 70 |

h1-Peachtree Auditorium; h2-Cable Piano Company; h3-Crystal Palace; h4-City Auditorium; h7-Temporary Gym; h8-Naval Armory; h9-Heisman Gym; n1-SIC Tournament (City Auditorium, Atlanta, Ga.); n2-SEC Tournament (City Auditorium, Atlanta, Ga.); n3-SEC Tournament (Louisville, Ky.); n4-Gator Bowl Tournament (Jacksonville, Fla.); n5-The Omni, Atlanta, Ga.

Georgia Medical College (2-0)

Home: 1-0, Away: 1-0, Neutral: 0-0

| | | | |
|----------------|----|---|--------|
| 1-15-1944..... | h9 | W | 68- 28 |
| 2-6-1944..... | a | W | 68- 45 |

Georgia Pre-Flight (2-2)

Home: 2-0, Away: 0-2, Neutral: 0-0

| | | | |
|----------------|----|---|--------|
| 1-21-1944..... | h9 | W | 34- 18 |
| 1-28-1944..... | a | L | 34- 43 |
| 1-10-1945..... | h9 | W | 41- 36 |
| 1-17-1945..... | a | L | 36- 52 |

Georgia Southern (3-2)

Home: 2-1, Away: 1-0, Neutral: 0-1

| | | | |
|-----------------|----------|-----|----------|
| 12-29-1953..... | n1 | L | 80-101 |
| 12-1-1958..... | h10 | L | 64- 72 |
| 2-13-1960..... | 6/8..... | h10 | W 66- 53 |
| 2-13-1982..... | a | W | 55- 40 |
| 1-28-1998..... | h10 | W | 77- 45 |

Formerly Georgia Teachers College
n1-Gator Bowl Tournament (Jacksonville, Fla.)

Georgia State (17-2)

Home: 16-1, Away: 1-1, Neutral: 0-0

| | | | |
|-----------------|------------|-----|-----------|
| 2-17-1970..... | h10 | W | 101- 62 |
| 3-10-1973..... | a | L | 73- 77 |
| 2-2-1974..... | h10 | W | 73- 61 |
| 12-13-1974..... | h10 | W | 80- 74 |
| 1-21-1976..... | h10 | L | 62- 69 |
| 1-10-1977..... | h10 | W | 74- 54 |
| 12-3-1977..... | h10 | W | 82- 55 |
| 2-27-1982..... | h10 | W | 74- 73 |
| 1-19-1983..... | h10 | W | 64- 60 |
| 2-3-1987..... | h10 | W | 98- 74 |
| 1-12-1988..... | h10 | W | 111- 82 |
| 1-10-1989..... | 19/16..... | h10 | W 121- 86 |
| 11-24-1989..... | 21/19..... | h10 | W 108- 83 |
| 12-14-1991..... | 13/13..... | h10 | W 90- 72 |
| 12-12-1992..... | 13/15..... | h10 | W 102- 79 |
| 12-4-1993..... | 16/17..... | h10 | W 95- 65 |
| 11-16-2006..... | 23/21..... | h10 | W 103- 74 |
| 12-5-2007..... | a | W | 72- 67 |
| 12-17-2008..... | h10 | W | 84- 64 |

Gonzaga (0-1)

Home: 0-0, Away: 0-0, Neutral: 0-1

| | | | |
|-----------------|-------------------|----|----------|
| 12-18-2004..... | 3/3.....22/n..... | n1 | L 73- 85 |
|-----------------|-------------------|----|----------|

n1-Las Vegas Showdown (Thomas & Mack Center, Las Vegas, Nev.)

Grambling State (1-1)

Home: 0-1, Away: 0-0, Neutral: 1-0

| | | | |
|-----------------|-----|---|---------|
| 11-24-1999..... | n1 | W | 100- 88 |
| 12-1-2017..... | h15 | L | 63- 64 |

n1-Great Alaska Shootout (Sullivan Arena, Anchorage, Alaska)

Grayson Athletic Club (1-0)

Home: 1-0, Away: 0-0, Neutral: 0-0

| | | | |
|----------------|----|---|--------|
| 1-27-1932..... | h4 | W | 52- 27 |
|----------------|----|---|--------|

Green Bay (1-0)

Home: 1-0, Away: 0-0, Neutral: 0-0

| | | | |
|-----------------|-----|---|---------|
| 11-19-2015..... | h15 | W | 107- 77 |
|-----------------|-----|---|---------|

Hamline (0-1)

Home: 0-0, Away: 0-0, Neutral: 0-1

| | | | |
|-----------------|----|---|--------|
| 12-31-1947..... | n1 | L | 35- 52 |
|-----------------|----|---|--------|

n1-All-College Tournament (Oklahoma City, Okla.)

Harvard (1-0)

Home: 1-0, Away: 0-0, Neutral: 0-0

| | | | |
|-----------------|-----|---|--------|
| 12-28-2000..... | h10 | W | 90- 59 |
|-----------------|-----|---|--------|

University of Havana (1-1)

Home: 0-0, Away: 1-1, Neutral: 0-0

| | | | |
|-----------------------|---|---|--------|
| 12-30-1925 (exh)..... | a | W | 18- 5 |
| 1-2-1926 (exh)..... | a | L | 10- 16 |

Havana Yacht Club (1-1)

Home: 0-0, Away: 1-1, Neutral: 0-0

| | | | |
|--------------------------|---|---|--------|
| 12-29-1925 (exh)..... | a | L | 28- 29 |
| 12-31-1925 (exh-ot)..... | a | W | 31- 25 |

Hawai'i (2-2)

Home: 2-0, Away: 0-2, Neutral: 0-0

| | | | |
|--------------------|-----|---|--------|
| 1-25-1969..... | h10 | W | 85- 59 |
| 2-19-1971..... | a | L | 61- 63 |
| 2-20-1971..... | a | L | 62- 91 |
| 1-6-1973 (ot)..... | h10 | W | 85- 82 |

Hofstra (2-1)

Home: 1-0, Away: 0-0, Neutral: 1-1

| | | | |
|-----------------|------|---|--------|
| 12-26-1996..... | n1 | W | 58- 47 |
| 12-26-1998..... | n1 | L | 42- 61 |
| 11-20-2003..... | *h10 | W | 75- 56 |

n1-ECAC Holiday Festival (Madison Square Garden, New York, N.Y.); *Preseason NIT second round

Houston (3-0)

Home: 1-0, Away: 0-0, Neutral: 2-0

| | | | |
|-----------------|------------|----|----------|
| 12-28-1988..... | 17/17..... | n1 | W 87- 78 |
| 3-19-1992..... | n2 | W | 65- 60 |
| 3-16-2016..... | *h15 | W | 81- 62 |

n1-Rainbow Classic (Blaisdell Center, Honolulu, Hawaii); n2-NCAA Midwest Regional first round (Bradley Center, Milwaukee, Wis.); *Post-season NIT

Howard (3-0)

Home: 3-0, Away: 1-0, Neutral: 0-0

| | | | |
|----------------|------------|-----|----------|
| 12-4-1948..... | a | W | 62- 42 |
| 1-3-1957..... | h10 | W | 95- 54 |
| 1-2-1991..... | 24/nr..... | h10 | W 84- 77 |

Idaho State (3-1)

Home: 0-0, Away: 0-0, Neutral: 3-1

| | | | |
|----------------------|------------|----|----------|
| 12-28-1954 (ot)..... | n1 | W | 72- 69 |
| 12-28-1956..... | 20/nr..... | n2 | W 75- 72 |
| 12-10-1976..... | n3 | L | 72- 88 |
| 12-18-2000..... | n4 | W | 78- 56 |

n1-Queen City Tournament (Buffalo, N.Y.); n2-All-College Tournament (Oklahoma City, Okla.); n3-Marshall Invitational (Huntington, W.Va.); n4-Stanford Invitational (Stanford, Calif.)

Illinois (2-7)

Home: 1-1, Away: 0-2, Neutral: 1-4

| | | | |
|----------------------|--------------------|-----|----------|
| 12-30-1966..... | n1 | L | 71- 83 |
| 12-28-1967..... | n2 | L | 54- 65 |
| 3-21-1985..... | 6/6.....12/10..... | n3 | W 61- 53 |
| 3-1-1986..... | 4/3..... | h11 | L 57- 59 |
| 12-29-1988..... | 17/17.....4/4..... | n4 | L 75- 80 |
| 1-22-1989 (2ot)..... | nr/20..... | a | L 92-102 |
| 11-23-2001..... | 3/2..... | n5 | L 66-105 |
| 11-28-2012..... | a | L | 62- 75 |
| 12-3-2013..... | h15 | W | 67- 64 |

n1-Bruin Classic (Pauley Pavilion, Los Angeles, Calif.); n2-Chicago Classic (Chicago, Ill.); n3-NCAA East Regional semifinal (Providence [R.I.] Civic Center); n4-Rainbow Classic (Blaisdell Center, Honolulu, Hawaii); n5-Las Vegas Invitational (Valley High School, Las Vegas, Nev.)

Illinois-Chicago (1-2)

Home: 0-2, Away: 1-0, Neutral: 0-0

| | | | |
|-----------------|----------|---|----------|
| 11-22-2004..... | 3/3..... | a | W 60- 59 |
| 11-25-2005..... | h10 | L | 51- 73 |
| 12-14-2008..... | h10 | L | 60- 66 |

Indiana (0-2)

Home: 0-0, Away: 0-1, Neutral: 0-1

| | | | |
|-----------------|------|---|--------|
| 12-29-1969..... | n1 | L | 65- 87 |
| 11-27-2007..... | a1 | L | 79- 83 |
| 3-14-2017..... | *h15 | L | 75- 63 |

a1-ACC/Big Ten Challenge; n1-Bruin Classic (Pauley Pavilion, Los Angeles, Calif.); *Post-season NIT

Indiana U. of Pennsylvania (1-0)

Home: 1-0, Away: 0-0, Neutral: 0-0

| | | | |
|---------------------------|-----|---|--------|
| 11-8-2009 (ot) (exh)..... | h10 | W | 84- 76 |
|---------------------------|-----|---|--------|

IUPUI (0-1)

Home: 0-1, Away: 0-0, Neutral: 0-0

| | | | |
|-----------------|-----|---|--------|
| 12-29-2001..... | h10 | L | 92- 98 |
|-----------------|-----|---|--------|

176th Infantry (0-2)

Home: 0-1, Away: 0-1, Neutral: 0-0

| | | | |
|----------------|----|---|--------|
| 2-11-1944..... | h9 | L | 52- 55 |
| 2-18-1944..... | a | L | 42- 64 |

Iona (2-1)

Home: 0-0, Away: 0-0, Neutral: 2-1

| | | | |
|-----------------|------------|----|----------|
| 1-4-1983..... | n1 | L | 58- 81 |
| 2-8-1989..... | 20/20..... | n2 | W 78- 69 |
| 12-27-1998..... | n3 | W | 72- 65 |

n1-Brendan Byrne Arena, East Rutherford, N.J.; n2-Madison Square Garden, New York, N.Y.; n3-ECAC Holiday Festival (Madison Square Garden, New York, N.Y.)

Iowa (1-1)

Home: 0-0, Away: 1-1, Neutral: 0-0

| | | | |
|-----------------|----|---|--------|
| 11-28-2000..... | a1 | L | 67- 85 |
| 3-24-2003..... | a2 | W | 79- 78 |

a1-ACC-Big Ten Challenge (Iowa City, Iowa); a2-NIT second round (Iowa City, Iowa)

Iowa State (1-0)

Home: 0-0, Away: 0-0, Neutral: 1-0

| | | | |
|----------------|----|---|--------|
| 3-18-1988..... | n1 | W | 90- 78 |
|----------------|----|---|--------|

n1-NCAA East First Round (Hartford [Conn.] Civic Center)

Islay Dairy (1-0)

Home: 0-0, Away: 1-0, Neutral: 0-0

| | | | |
|-----------------|---|---|--------|
| 12-24-1926..... | a | W | 29- 24 |
|-----------------|---|---|--------|

Jackson State (2-0)

Home: 2-0, Away: 0-0, Neutral: 0-0

| | | | |
|-----------------|------------|-----|-----------|
| 12-1-1987..... | h10 | W | 79- 71 |
| 11-13-2006..... | 23/21..... | h10 | W 100- 70 |

Jacksonville (5-5)

Home: 3-2, Away: 1-2, Neutral: 1-1

| | | | |
|-----------------|----------|-----|----------|
| 2-6-1967..... | a | W | 81- 71 |
| 1-8-1968..... | a | L | 53- 63 |
| 2-12-1968..... | h10 | W | 97- 77 |
| 1-6-1969..... | h10 | L | 62- 71 |
| 2-8-1969..... | h10 | L | 67- 73 |
| 2-26-1970..... | 6/6..... | h10 | L 81- 86 |
| 12-27-1980..... | n1 | L | 41- 64 |
| 12-21-1985..... | 7/7..... | n1 | W 72- 53 |
| 12-22-2005..... | h10 | W | 92- 67 |
| 11-28-2008..... | h10 | W | 79- 76 |

n1-Gator Bowl Tournament (Jacksonville, Fla.)

Jacksonville YMCA (1-0)

Home: 0-0, Away: 1-0, Neutral: 0-0

| | | | |
|-----------------|---|---|--------|
| 12-31-1923..... | a | W | 32- 31 |
|-----------------|---|---|--------|

James Madison (2-0)

Home: 2-0, Away: 0-0, Neutral: 0-0

| | | | |
|-----------------|------------|------|----------|
| 11-20-1991..... | 23/24..... | *h10 | W 93- 69 |
| 12-15-2004..... | 3/3..... | h10 | W 72- 47 |

*Preseason NIT first round

Kansas (1-5)

Home: 0-2, Away: 0-2, Neutral: 1-1

| | | | |
|---------------------|----------------------|-----|----------|
| 1-12-1971..... | h10 | L | 71- 84 |
| 2-7-1972..... | h10 | L | 65- 93 |
| 11-27-1999..... | 10/11..... | n1 | L 70- 84 |
| 3-28-2004 (ot)..... | 14/15.....16/14..... | n2 | W 79- 71 |
| 1-1-2005 (ot)..... | 9/9.....2/2..... | a | L 68- 70 |
| 12-18-2007..... | 3/3..... | h10 | L 66- 71 |

n1-Great Alaska Shootout (Sullivan Arena, Anchorage, Alaska); n2-NCAA St. Louis Regional final (Edward Jones Dome, St. Louis, Mo.)

Kennesaw State (4-1)

Home: 4-0, Away: 0-1, Neutral: 0-0

| | | | |
|----------------------|-----------|-----|----------|
| 11-6-2004 (exh)..... | h10 | W | 80- 60 |
| 12-22-2009..... | v/22..... | h10 | W 80- 55 |
| 11-15-2010..... | a | L | 63- 80 |
| 12-16-2013..... | h15 | W | 74- 57 |
| 12-28-2018..... | h15 | W | 87- 57 |

Kentucky State (1-0)

Home: 1-0, Away: 0-0, Neutral: 0-0

| | | | |
|----------------|------------|---|----------|
| 1-30-2010..... | 22/22..... | h | W 98- 50 |
|----------------|------------|---|----------|

Kentucky (15-56)

SERIES HISTORY VS. ALL OPPONENTS

| | | | | |
|-----------------|------------|----------|------|----------|
| 12-21-1996..... | 3/3..... | *h12 | L | 59- 88 |
| 12-13-1997..... | 24/23..... | 4/5..... | *h12 | L 71- 85 |
| 12-19-1998..... | 3/4..... | *a1 | L | 39- 80 |
| 1-5-2000..... | 24/24..... | *n3 | L | 71- 80 |
| 12-9-2000..... | | *h13 | W | 86- 84 |

*a-Rupp Arena; a1-Buell Army; a2-Alumni Gym; a3-Memorial Coliseum; a4-Freedom Hall, Louisville, Ky.; n1-SEC Tournament (Knoxville, Tenn.); n2-SEC Tournament (Louisville, Ky.); n3-Freedom Hall, Louisville, Ky.; n4-Kuppenheimer Classic (The Omni, Atlanta, Ga.); *h12-Delta Classic (Georgia Dome, Atlanta, Ga.); *h13-Delta Classic (Philips Arena, Atlanta, Ga.)*

Knights of Columbus (0-1)

| | | | |
|---|---|---|--------|
| Home: 0-0, Away: 0-1, Neutral: 0-0 | | | |
| 12-30-1930..... | a | L | 24- 29 |

Lafayette (3-0)

| | | | | |
|---|------------|-----|---|---------|
| Home: 3-0, Away: 0-0, Neutral: 0-0 | | | | |
| 12-10-1994..... | 17/15..... | h10 | W | 112- 84 |
| 1-2-2000..... | | h10 | W | 75- 64 |
| 12-28-2004..... | 9/9..... | h10 | W | 92- 58 |

LaGrange YMCA (1-0)

| | | | |
|---|---|---|--------|
| Home: 0-0, Away: 1-0, Neutral: 0-0 | | | |
| 12-23-1928..... | a | W | 33- 31 |

Lamar (1-0)

| | | | |
|---|-----|---|--------|
| Home: 1-0, Away: 0-0, Neutral: 0-0 | | | |
| 11-9-2018..... | h15 | W | 88- 69 |

LaSalle (1-1)

| | | | | |
|---|----|---|-----|----|
| Home: 0-0, Away: 0-1, Neutral: 1-0 | | | | |
| 12-22-1948..... | a | L | 59- | 67 |
| 3-20-1971..... | n1 | W | 70- | 67 |
| <i>n1-NIT first round (Madison Square Garden, New York, N.Y.)</i> | | | | |

LeMoyne (2-0)

| | | | |
|---|-----|---|---------|
| Home: 2-0, Away: 0-0, Neutral: 0-0 | | | |
| 11-14-2004 (exh)..... | h10 | W | 103- 66 |
| 11-7-2008 (exh)..... | h10 | W | 85- 54 |

Lithuanian National Team (1-0)

| | | | |
|---|-----|---|--------|
| Home: 1-0, Away: 0-0, Neutral: 0-0 | | | |
| 11-22-1993 (exh)..... | h10 | W | 88- 68 |

Long Island (0-1)

| | | | |
|---|----|---|--------|
| Home: 0-0, Away: 0-0, Neutral: 0-1 | | | |
| 2-20-1948..... | n1 | L | 60- 74 |
| <i>n1-Madison Square Garden, New York, N.Y.</i> | | | |

Loraine Lions Club (1-0)

| | | | |
|---|---|---|--------|
| Home: 0-0, Away: 1-0, Neutral: 0-0 | | | |
| 12-25-1926..... | a | W | 26- 25 |

Louisiana-Lafayette (1-0)

| | | | |
|---|------|---|--------|
| Home: 1-0, Away: 0-0, Neutral: 0-0 | | | |
| 11-18-2003..... | *h10 | W | 79- 45 |
| <i>*Preseason NIT first round</i> | | | |

Louisiana State (14-21)

| | | | | |
|-------------------------------------|------------|-----|-----|--------|
| Home: 7-5, Away: 6-11, Neutral: 1-5 | | | | |
| 2-10-1927..... | a | L | 27- | 29 |
| 2-26-1932..... | n1 | L | 33- | 36 |
| 2-14-1938..... | a | L | 35- | 47 |
| 2-9-1939..... | h9 | W | 37- | 35 |
| 2/2-1940..... | a | W | 34- | 33 |
| 2-10-1941..... | a | L | 41- | 43 |
| 2-6-1942..... | a | L | 41- | 54 |
| 2-5-1943..... | h9 | W | 45- | 44 |
| 1-10-1948..... | a | W | 52- | 40 |
| 1-26-1948..... | h | L | 46- | 54 |
| 1-8-1949..... | a | L | 59- | 65 |
| 2-7-1949..... | h9 | L | 63- | 72 |
| 3-3-1949..... | n2 | L | 53- | 55 |
| 1-6-1950..... | a | L | 52- | 63 |
| 2-6-1950..... | h9 | W | 85- | 58 |
| 1-5-1951..... | a | L | 49- | 68 |
| 2-4-1952..... | h9 | L | 51- | 73 |
| 2-21-1953..... | a | L | 52- | 76 |
| 2-13-1954..... | 17/12..... | h9 | L | 54- 89 |
| 2-12-1955 (ot)..... | a | W | 79- | 72 |
| 2-13-1956..... | h9 | W | 97- | 74 |
| 2-11-1957..... | a | W | 87- | 60 |
| 2-1-1958..... | 19/nr..... | a | W | 88- 61 |
| 2-9-1959..... | a | W | 64- | 63 |
| 2-8-1960..... | 6/6..... | h10 | W | 76- 56 |

| | | | |
|-----------------|--------------------|----|--------|
| 2-11-1961..... | a | L | 50- 63 |
| 2-10-1962..... | h10 | L | 51- 52 |
| 2-9-1963..... | 6/6..... | a | 54- 56 |
| 2-7-1964..... | h10 | W | 51- 49 |
| 3-20-1986..... | 6/6..... | n3 | 64- 70 |
| 12-14-1986..... | 15/nr..... | a | 49- 52 |
| 3-13-1987..... | n4 | L | 79- 85 |
| 12-16-1987..... | h11 | W | 87- 70 |
| 3-17-1990..... | 9/7.....19/nr..... | n5 | 94- 91 |
| 11-20-2011..... | n6 | L | 50- 59 |

n1-SEC Tournament (City Auditorium, Atlanta, Ga.); n2-SEC Tournament (Louisville, Ky.); n3-NCAA Southeast Regional semifinal (The Omni, Atlanta, Ga.); n4-NCAA Midwest Regional first round (Rosemont Horizon, Chicago, Ill.); n5-NCAA Southeast Regional second round (Thompson-Boling Arena, Knoxville, Tenn.); n6-Charleston Classic (TD Arena, Charleston, S.C.)

Louisville (13-21)

| |
|--|
| Home: 7-7, Away: 4-11, Neutral: 2-3 |
| All Home Games: 7-7 |
| At McCamish Pavilion: 0-4 |
| At AMC: 4-2 |
| In Atlanta: 7-6 |
| All Road Games: 4-9 |
| At KFC Yum! Center: 0-1 |
| At Freedom Hall: 3-8 |
| At Louisville Convention Center: 1-1 |
| As ACC members: 0-5 |
| In the ACC Tournament: 0-0 |
| As Metro Conference members: 2-2 |
| All Neutral Games: 2-3 |
| Under Roy McArthur: 0-1 |
| Under Whack Hyder: 3-6 |
| Under Dwane Morrison: 2-2 |
| Under Bobby Cremins: 8-5 |
| Under Paul Hewitt: 0-1 |
| Under Brian Gregory: 0-3 |
| Under Josh Pastner: 0-3 |
| Vs. Chris Mack: 0-1 |
| Vs. David Padgett: 0-1 |
| Vs. Rick Pitino: 0-5 at Louisville (1-8 overall) |
| Vs. Denny Crum: 10-7 |
| Longest Winning Streak: 4 games (1990-92) |
| Longest Losing Streak: 4 games (2014-present) |
| Most Points Scored: 94 on 2-10-1990 and 12-20-1997 |
| Fewest Points Scored: 48 on 12-27-1965 |
| Most Points Allowed: 91 on 2-25-1977 |
| Fewest Points Allowed: 50 on 2-17-1962 |
| Largest Margin of Victory: 13 on 2-24-1991 |
| Largest Margin of Defeat: 28 on 1-19-2019 |

- Of the four most recent newcomers of the expanded ACC, Tech has the longest history with Louisville, meeting 28 times prior to the Cardinals joining the conference.
- Louisville has won all six games between the two teams as ACC brethren, the first three by a combined eight points. The Cardinals scored double-digit wins in each of the last three, including a 79-51 victory at McCamish Pavilion on Jan. 19, 2019.
- Tech went 3-6 against the Cardinals with Whack Hyder as its head coach, all of those games between 1958 and 1965.
- After a 12-year hiatus, Tech was 2-2 vs. Louisville when both teams were members of the Metro Conference in the late 1970s. Dwane Morrison was the Yellow Jackets' head coach for all those games, and Denny Crum was on the Cardinals' bench.
- After another long break, the teams met 13 times between 1988 and 1999, with Bobby Cremins and Crum on the opposing benches in all those games. The Yellow Jackets went 8-5 against the Cardinals during this time. Three of the meetings took place at Alexander Memorial Coliseum, and six at Freedom Hall.
- The other four were played at the Georgia Dome. Tech won three of those, including the first-ever college basketball game played in the facility, and before the largest crowd ever to witness a college game in the state of Georgia at the time (28,885). That game will be forever remembered in Tech lore after James Forrest launched a half-court heave on an inbound play that dropped through the net at the buzzer for an 87-85 Yellow Jacket victory.
- The teams have met seven times when both were ranked among the nation's top 25 teams, and Tech has won four of those meetings.
- Tech coach Josh Pastner went 2-2 against Louisville during his seven-year stint as the head coach at Memphis and is now 2-5 against the Cardinals.

All-Time Series Results

| | | | |
|-----------------|---|---|--------|
| 12-18-1950..... | a | L | 57- 79 |
| 12-6-1958..... | a | L | 57- 71 |

| | | | | | |
|-----------------|------------|------------|--------|--------|--------|
| 12-5-1959..... | h10 | W | 68- 56 | | |
| 12-12-1960..... | a1 | L | 65- 74 | | |
| 2-17-1962..... | h10 | W | 59- 50 | | |
| 2-16-1963..... | 10/9..... | h10 | L | 73- 78 | |
| 1-18-1964..... | a2 | L | 59- 68 | | |
| 12-29-1964..... | n1 | L | 71- 77 | | |
| 1-16-1965..... | a2 | W | 66- 63 | | |
| 12-27-1965..... | n2 | L | 48- 54 | | |
| 2-25-1977..... | 10/10..... | a | L | 80- 91 | |
| 3-4-1977..... | 10/9..... | n3 | W | 56- 55 | |
| 1-14-1978..... | 9/8..... | a | L | 84- 90 | |
| 2-14-1978..... | h10 | W | 69- 59 | | |
| 1-6-1988..... | a | W | 62- 61 | | |
| 1-15-1989..... | 19/16..... | 9/9 | h10 | L | 65- 67 |
| 2-10-1990..... | 16/15..... | 15/14..... | a | W | 94- 84 |
| 2-24-1991..... | h10 | W | 82- 69 | | |
| 1-25-1992..... | 18/17..... | 20/21..... | a | W | 73- 65 |
| 12-19-1992..... | 17/16..... | 21/22..... | *h12 | W | 87- 85 |
| 1-15-1994..... | 17/18..... | 15/15..... | a | L | 68- 88 |
| 12-17-1994..... | 14/13..... | *h12 | L | 72- 77 | |
| 12-16-1995..... | 19/20..... | 20/19..... | *h12 | W | 88- 77 |
| 1-11-1997..... | 14/16..... | a | L | 56- 60 | |
| 11-29-1997..... | 19/19..... | n5 | W | 73- 69 | |
| 12-20-1997..... | *h12 | W | 94- 86 | | |
| 2-14-1999..... | a | L | 58- 78 | | |
| 3-20-2005..... | 25/25..... | 4/4..... | n6 | L | 54- 76 |
| 2-23-2015..... | 17/15..... | h15 | L | 51- 52 | |
| 1-23-2016..... | 17/16..... | h15 | L | 71- 75 | |
| 3-1-2016..... | 11/x..... | a | L | 53- 56 | |
| 1-7-2017..... | 9/9..... | h15 | L | 50- 65 | |
| 2-8-2018..... | a | L | 54- 77 | | |
| 1-19-2019..... | h15 | L | 51- 79 | | |

**h11-Holiday Classic (Georgia Dome, Atlanta, Ga.); a1-Bluegrass Invitational (Freedom Hall, Louisville, Ky.); a2-Louisville Convention Center; n1-Sugar Bowl Tournament (New Orleans, La.); n2-Hurricane Classic (Miami, Fla.); n3-Metro Tournament (Mid-South Coliseum, Memphis, Tenn.); n5-Puerto Rico Shootout (Eugenio Guerra Sports Complex, Bayamon, P.R.); n6-NCAA Tournament second round (Gaylord Entertainment Center, Nashville, Tenn.)*

Loyola-Chicago (0-1)

| | | | |
|---|---|---|--------|
| Home: 0-0, Away: 0-1, Neutral: 0-0 | | | |
| 12-30-1967..... | a | L | 71- 96 |

Loyola Marymount (1-0)

| | | | | |
|--|----|---|------|----|
| Home: 0-0, Away: 0-0, Neutral: 1-0 | | | | |
| 12-22-1990..... | n1 | W | 135- | 94 |
| n1-Kuppenheimer Classic (The Omni, Atlanta, Ga.) | | | | |

Macon YMCA (3-1)

| Home: 1-0, Away: 2-1, Neutral: 0-0 | | | | |
|------------------------------------|----|---|-----|-----|
| 1-17-1920..... | h4 | W | 28- | 23- |
| 2-14-1920..... | a | L | 4- | 64- |
| 1-21-1922..... | a | W | 29- | 14- |
| 12-29-1923..... | a | W | 31- | 28- |

Maine (1-0)

| | | | |
|---|-----|---|--------|
| Home: 1-0, Away: 0-0, Neutral: 0-0 | | | |
| 1-4-1971..... | h10 | W | 99- 52 |

Manhattan (1-1)

| | | | |
|--|------|---|--------|
| Home: 1-0, Away: 0-1, Neutral: 0-0 | | | |
| 1-1-1931 (ot) | a | L | 26- 32 |
| 11-15-1995 | *h12 | W | 87- 67 |
| <i>*h11-Preseason NIT first round (Georgia Dome, Atlanta, Ga.)</i> | | | |

Marathon Oil (2-2)

| Home: 2-2, Away: 0-0, Neutral: 0-0 | | | | |
|------------------------------------|-----|---|------|----|
| 11-21-1983 (exh) | h10 | W | 91- | 88 |
| 11-17-1984 (exh-ot) | h10 | W | 104- | 89 |
| 11-2-1995 (exh-ot) | h11 | L | 88- | 91 |
| 11-5-1996 (exh) | h10 | L | 62- | 91 |

Marist (4-0)

| | | | | |
|---|------------|-----|--------|--------|
| Home: 2-0, Away: 0-0, Neutral: 2-0 | | | | |
| 3-13-1986..... | 6/6..... | n1 | W | 68- 53 |
| 1-2-1990..... | 12/12..... | h10 | W | 86- 77 |
| 12-7-2002..... | n2 | W | 67- 53 | |
| 12-23-2003..... | 4/4..... | h10 | W | 90- 40 |

n1-NCAA Southeast Regional first round (Assembly Center, Baton Rouge, La.); n2-Madison Square Garden, New York, N.Y.

Marquette (3-4)

| | | | |
|---|-----|---|--------|
| Home: 1-1, Away: 1-1, Neutral: 1-2 | | | |
| 1-13-1926..... | h10 | W | 23- 19 |
| 12-27-1956..... | n1 | L | 78-102 |
| 12-27-1957..... | n2 | W | 67- 58 |

| | | | |
|-----------------|--------------|---|--------|
| 12-27-1963..... | a1 | W | 84- 83 |
| 1-26-1976..... | 3/2h10 | L | 44- 55 |
| 1-3-1977..... | 12/14a | L | 45- 63 |
| 11-27-2014..... | n3 | L | 70- 72 |

a1-Milwaukee Classic (Milwaukee, Wis.); n1-All-College Tournament (Oklahoma City, Okla.); n2-Motor City Classic (Detroit, Mich.); n3-Orlando Classic (Lake Buena Vista, Fla.)

Maryland (36-40)

| | | | | | |
|--|------------|------------|-----|---------|---------|
| Home: 20-11, Away: 11-25, Neutral: 5-4 | | | | | |
| 12-29-1972..... | 2/4..... | a | L | 55- 90 | |
| 12-27-1974..... | 5/7..... | a | L | 67-103 | |
| 12-10-1975..... | 2/3..... | a | L | 65- 93 | |
| 12-29-1977..... | 14/14..... | a | L | 63- 65 | |
| 12-19-1979..... | | a | L | 60- 70 | |
| 1-3-1980..... | | h10 | L | 74- 83 | |
| 2-28-1980..... | 7/7..... | n1 | L | 49- 51 | |
| 12-23-1980..... | 9/9..... | h10 | L | 55- 66 | |
| 1-31-1981..... | 14/13..... | a | L | 64- 72 | |
| 12-23-1981..... | | a | W | 45- 43 | |
| 1-30-1982..... | | h10 | W | 64- 63 | |
| 2-5-1983..... | | a | L | 68- 77 | |
| 2-23-1983..... | | h10 | W | 70- 70 | |
| 3-11-1983..... | | n2 | W | 64- 58 | |
| 2-4-1984 (2ot)..... | 18/nr..... | 10/9..... | h10 | W | 71- 70 |
| 2-23-1984..... | | a | L | 74- 79 | |
| 12-28-1984..... | 10/13..... | nr/20..... | n3 | W | 70- 69 |
| 2-2-1985..... | 8/9..... | 17/17..... | a | W | 72- 60 |
| 2-19-1985..... | 8/9..... | nr/29..... | h10 | W | 48- 43 |
| 1-11-1986..... | 5/5..... | h10 | W | 68- 67 | |
| 2-22-1986..... | 5/5..... | a | W | 77- 70 | |
| 3-8-1986..... | 6/6..... | n1 | W | 64- 62 | |
| 2-1-1987..... | | h10 | W | 76- 72 | |
| 2-10-1987..... | | a | W | 78- 74 | |
| 2-8-1988..... | | a | W | 96- 83 | |
| 2-17-1988..... | | h10 | W | 104- 82 | |
| 3-11-1988..... | 18/18..... | n1 | L | 67- 84 | |
| 2-4-1989..... | | h10 | W | 87- 74 | |
| 2-14-1989..... | | a | W | 67- 66 | |
| 2-3-1990..... | 17/15..... | a | W | 90- 84 | |
| 2-13-1990..... | 13/11..... | h10 | W | 80- 78 | |
| 2-1-1991..... | 23/22..... | h10 | W | 80- 65 | |
| 2-13-1991..... | | a | L | 93- 96 | |
| 1-5-1992..... | 15/11..... | h10 | W | 92- 67 | |
| 2-9-1992..... | 20/18..... | a | W | 67- 65 | |
| 1-5-1993..... | 10/11..... | a | W | 85- 75 | |
| 2-6-1993..... | 22/22..... | h10 | W | 93- 79 | |
| 1-4-1994..... | 12/13..... | h10 | L | 88- 91 | |
| 2-5-1994..... | 21/21..... | a | W | 83- 71 | |
| 1-4-1995..... | 24/20..... | 7/11..... | a | L | 67- 80 |
| 2-4-1995..... | 21/20..... | 5/8..... | h10 | W | 100- 91 |
| 1-3-1996..... | | h10 | W | 98- 84 | |
| 2-3-1996..... | 25/nr..... | a | L | 74- 88 | |
| 3-9-1996..... | 18/18..... | n1 | W | 84- 79 | |
| 12-12-1996..... | | a | L | 63- 77 | |
| 2-19-1997..... | 14/13..... | h10 | L | 68- 76 | |
| 1-21-1998..... | | h10 | L | 67- 70 | |
| 2-21-1998..... | | a | L | 69- 81 | |
| 3-6-1998..... | 21/24..... | n1 | L | 65- 83 | |
| 1-19-1999..... | 4/4..... | a | L | 62- 77 | |
| 2-21-1999..... | 5/5..... | h10 | L | 60- 91 | |
| 1-15-2000..... | 18/16..... | h10 | W | 69- 68 | |
| 2-16-2000..... | 22/22..... | a | L | 70- 92 | |
| 1-6-2001..... | 17/17..... | a | L | 80- 93 | |
| 2-6-2001..... | 13/13..... | h10 | W | 72- 62 | |
| 1-13-2002..... | 4/4..... | h10 | L | 87- 92 | |
| 2-13-2002..... | 3/3..... | a | L | 65- 85 | |
| 12-29-2002..... | 23/22..... | a | L | 77- 84 | |
| 2-9-2003..... | 8/8..... | h10 | W | 90- 84 | |
| 1-17-2004..... | 12/14..... | h10 | W | 81- 71 | |
| 2-19-2004..... | 18/16..... | a | W | 75- 64 | |
| 1-30-2005..... | 22/21..... | a | L | 71- 79 | |
| 1-25-2006..... | 18/19..... | h10 | L | 74- 86 | |
| 2-18-2006 (ot)..... | | a | L | 84- 87 | |
| 3-9-2006..... | | n1 | L | 62- 84 | |
| 1-24-2007..... | | a | L | 65- 80 | |
| 2-2-2008..... | | h10 | L | 86- 88 | |
| 1-10-2009..... | | a | L | 61- 68 | |
| 2-8-2009..... | | h10 | L | 56- 57 | |
| 2-20-2010..... | | a | L | 74- 76 | |
| 3-12-2010..... | 19/19..... | n1 | W | 69- 64 | |
| 1-30-2011..... | | h10 | L | 63- 74 | |
| 1-15-2012..... | | a | L | 50- 61 | |
| 2-25-2012..... | | h12 | W | 63- 61 | |
| 2-27-2013..... | | h14 | W | 78- 68 | |
| 1-4-2014..... | | a | L | 61- 68 | |

SERIES HISTORY VS. ALL OPPONENTS

Maryland-Eastern Shore (2-0)

Home: 2-0, Away: 0-0, Neutral: 0-0

| | | |
|--------------------------|---|--------|
| 2-20-1984.....h10 | W | 70- 61 |
| 1-3-1985.....8/7.....h10 | W | 93- 40 |

Massachusetts (0-1)

Home: 0-0, Away: 0-0, Neutral: 0-1

| | | |
|---|---|--------|
| 12-22-1995.....21/18.....2/2.....n1 | L | 67- 75 |
| n1-Jimmy V Classic (Brendan Byrne Arena, East Rutherford, N.J.) | | |

Mayport Naval Base (2-0)

Home: 1-0, Away: 1-0, Neutral: 0-0

| | | |
|------------------|---|--------|
| 1-26-1944.....h9 | W | 58- 44 |
| 2-21-1944.....a | W | 57- 53 |

Memphis (4-3)

Home: 2-1, Away: 1-1, Neutral: 1-1

| | | |
|---------------------------------------|---|--------|
| 1-17-1977.....18/nr.....h10 | W | 89- 82 |
| 1-24-1978.....h10 | L | 62- 65 |
| 2-18-1978.....a | L | 59- 61 |
| 1-16-1979 (2ot).....a | W | 89- 84 |
| 2-22-1979.....h10 | W | 79- 63 |
| 3-27-1992 (ot).....n1 | L | 79- 83 |
| 11-21-2006.....19/19.....12/11.....n2 | W | 92- 85 |

Formerly Memphis State

n1-NCAA Midwest Regional semifinal (Kemper Arena, Kansas City, Mo.); n2-EA Sports Maui Invitational (Lahaina Civic Center, Lahaina, Maui, Hawaii)

Mercer (28-17)

Home: 17-8, Away: 10-7, Neutral: 1-2

| | | |
|------------------------------|---|--------|
| 1-8-1909.....h2 | W | 28- 7 |
| 1-15-1909.....a | L | 13- 26 |
| 2-21-1913.....h3 | L | 25- 31 |
| 2-25-1913.....a | W | 23- 19 |
| 2-7-1914.....a | W | 30- 20 |
| 2-13-1914.....h3 | W | 31- 22 |
| 1-16-1920.....h5 | W | 30- 26 |
| 2-13-1920.....a | W | 21- 16 |
| 1-8-1921.....h4 | L | 19- 20 |
| 1-29-1921.....a | L | 18- 41 |
| 1-7-1922.....a | L | 26- 28 |
| 1-20-1922.....h4 | W | 44- 35 |
| 2-26-1922.....n1 | L | 14- 29 |
| 1-6-1923.....a | L | 20- 30 |
| 1-20-1923.....h4 | W | 33- 32 |
| 3-2-1923.....n1 | L | 26- 30 |
| 1-18-1924.....h4 | L | 26- 30 |
| 1-19-1924.....a | L | 20- 36 |
| 1-16-1925.....h7 | L | 18- 23 |
| 2-13-1925.....a | L | 21- 28 |
| 1-23-1932.....a | L | 39- 40 |
| 2-13-1932.....h4 | L | 33- 42 |
| 1-21-1933.....h4 | W | 47- 18 |
| 2-20-1935.....a | W | 42- 28 |
| 1-8-1936.....a | W | 59- 42 |
| 1-15-1936.....h8 | W | 46- 20 |
| 1-9-1937.....h8 | W | 53- 36 |
| 1-17-1938.....a | W | 46- 37 |
| 1-19-1938.....h8 | W | 53- 23 |
| 1-11-1939.....h9 | L | 28- 30 |
| 1-8-1944.....h9 | W | 48- 31 |
| 2-5-1944.....a | W | 67- 34 |
| 1-30-1967.....h10 | W | 91- 57 |
| 1-18-1969.....a | W | 67- 59 |
| 1-28-1974.....h10 | L | 85-102 |
| 1-4-1975.....a | W | 70- 68 |
| 1-31-1975.....h10 | W | 91- 80 |
| 3-15-1985.....6/6.....n1 | W | 65- 58 |
| 12-28-1991.....13/13.....h10 | W | 97- 67 |
| 12-11-1993.....17/17.....h10 | W | 86- 69 |
| 11-19-1999.....h10 | W | 91- 79 |
| 11-22-2008 (ot).....a | W | 82- 76 |
| 11-27-2009.....v25.....h10 | W | 85- 74 |
| 12-31-2010.....h10 | W | 87- 78 |
| 12-22-2011.....h13 | L | 59- 66 |

n1-NCAA East Regional first round (The Omni, Atlanta, Ga.)

Mexico City YMCA (1-0)

Home: 1-0, Away: 0-0, Neutral: 0-0

| | | |
|-----------------|---|--------|
| 2-9-1933.....h4 | W | 41- 21 |
|-----------------|---|--------|

Miami (9-14)

Home: 5-6, Away: 4-7, Neutral: 0-1

| | | |
|---|--|--|
| All Home Games: 5-6 | | |
| At McCamish Pavilion: 1-3 | | |
| At AMC: 4-2 | | |
| At Phillips Arena: 0-2 | | |
| In Atlanta: 5-7 | | |
| All Road Games: 4-7 | | |
| At Watsco Center: 3-6 | | |
| As ACC members: 7-13 | | |
| In the ACC Tournament: 0-1 | | |
| All Neutral Games: 0-0 | | |
| Under Whack Hyder: 1-1 | | |
| Under Bobby Cremins: 1-0 | | |
| Under Paul Hewitt: 4-6 | | |
| Under Brian Gregory: 2-5 | | |
| Under Josh Pastner: 1-2 | | |
| Vs. Jim Larranaga: 4-7 (3-7 at Miami) | | |
| Longest Winning Streak: 4 games (1967-2005) | | |
| Longest Losing Streak: 4 games (2006-08) | | |
| Most Points Scored: 90 on 2-27-1967 | | |
| Fewest Points Scored: 36 on 3-8-2012 | | |
| Most Points Allowed: 90 on 12-3-2006 | | |
| Fewest Points Allowed: 54 on 3-8-2012, 1-3-2018 | | |
| Largest Margin of Victory: 20 on 1-28-2015 | | |
| Largest Margin of Defeat: 22 on 1-3-1953 | | |

• Georgia Tech has lost three of the last four meetings with Miami and have dropped 13 of the last 18 after winning the first two meetings against the Hurricanes after they became members of the ACC.

• Miami has an 14-9 lead in the all-time series which dates back to 1953, and is 13-7 against the Yellow Jackets since joining the ACC.

• The Hurricanes won the only regular-season meeting between the two teams in 2018-19, an 80-65 win in Coral Gables.

• Tech has won two of its last four games against Miami in Coral Gables, including a 71-69 victory over 6th-ranked Miami on March 6, 2013. It was Tech's first win at the Watsco Center since Feb. 26, 2005. The Jackets also captured a 70-50 win against No. 23 Miami on Jan. 28, 2015.

• Miami had won five straight meetings in Atlanta and was 3-0 at McCamish Pavilion before Tech's 2018 win (64-54). Miami also won the only regular-season meeting between the two teams in 2011-12, as well as their ACC Tournament meeting, both games at Phillips Arena.

• Miami was the opponent for Tech in its last game at Alexander Memorial Coliseum, a game the Yellow Jackets won 66-57 to close out the 2010-11 regular season. Tech won four of six games against the Hurricanes in the building.

• Fourteen of the 23 meetings have been decided by 10 points or less.

• Tech is 3-7 against Miami teams coached by Jim Larranaga, and 4-7 against Larranaga, including a 70-62 win over his George Mason team on Nov. 20, 2009 in San Juan, Puerto Rico.

• Tech coach Josh Pastner is 3-2 against Miami (1-2 while at Tech), including a pair of victories during his term as head coach at Memphis.

• The last meeting between the two schools prior to Miami's joining the ACC occurred in December of 1997 as part of the Orange Bowl Classic doubleheader at Miami Arena, the Hurricanes' home court until the team moved into the on-campus Convocation Center. The Yellow Jackets led that year by senior forward Matt Harpring, won that game, 69-61, over a Hurricanes' team coached by Leonard Hamilton.

• Tech played Miami twice under former head coach Whack Hyder, losing the first-ever meeting in the series by 22 points in 1953, then taking a six-point homecourt victory in 1967. That was the only pre-ACC visit by the Hurricanes to Alexander Memorial Coliseum, and the 90-84 Tech win has been the highest scoring game in the short series.

All-Time Series Results

| | | |
|---------------------------|---|--------|
| 1-3-1953.....a | L | 60- 82 |
| 2-27-1967.....h10 | W | 90- 84 |
| 12-27-1997.....a1 | W | 69- 61 |
| 1-6-2005.....9/10.....h10 | W | 80- 69 |
| 2-26-2005.....a | W | 76- 72 |
| 2-4-2006.....h10 | L | 53- 70 |
| 12-3-2006.....21/23.....a | L | 82- 90 |
| 1-12-2008.....25/w.....a | L | 68- 78 |
| 2-17-2008.....h10 | L | 63- 64 |
| 3-4-2009.....h10 | W | 78- 68 |
| 2-10-2010.....20/20.....a | L | 62- 64 |
| 2-3-2011.....a | L | 57- 59 |
| 3-6-2011.....h10 | W | 66- 57 |
| 1-24-2012.....h13 | L | 49- 64 |
| 3-8-2012.....n1 | L | 36- 54 |
| 1-5-2013.....h15 | L | 49- 62 |
| 3-6-2013.....6/7.....a | W | 71- 69 |
| 1-18-2014.....h15 | L | 42- 56 |

| | | |
|---|---|--------|
| 1-28-2015.....23/23.....a | W | 70- 50 |
| 2-7-2016.....17/15.....h15 | L | 68- 75 |
| 2-15-2017.....a | L | 61- 70 |
| 1-3-2018.....15/16.....h15 | W | 64- 54 |
| 2-23-2019.....a | L | 65- 80 |
| a1-Orange Bowl Classic (Miami Arena); n1-ACC Tournament, Phillips Arena, Atlanta, Ga. | | |

Michigan (4-3)

Home: 1-1, Away: 0-0, Neutral: 3-2

| | | |
|--|---|---------|
| 12-28-1966.....n1 | W | 101- 70 |
| 3-24-1971.....n2 | W | 78- 70 |
| 11-30-1985.....2/2.....3/3.....n3 | L | 44- 49 |
| 11-26-1993.....13/15.....5/5.....n3 | L | 70- 80 |
| 11-24-1995.....25/20.....17/16.....n4 | W | 77- 61 |
| 12-1-1999.....h13 | L | 77- 80 |
| 11-30-2004.....4/4.....h10 | W | 99- 68 |
| *ACC-Big Ten Challenge; n1-Bruin Classic (Pauley Pavilion, Los Angeles, Calif.); n2-NIT quarterfinals (Madison Square Garden, New York, N.Y.); n3-Hall of Fame-Tipoff Classic (Springfield [Mass. Civic Center]; n4-Preseason NIT third place game (Madison Square Garden, New York, N.Y.) | | |

Michigan State (2-2)

Home: 0-0, Away: 1-2, Neutral: 1-0

| | | |
|--|---|--------|
| 1-4-1947.....a | L | 52- 62 |
| 12-22-1949.....a | W | 68- 60 |
| 3-23-1990 (ot).....9/7.....4/4.....n1 | W | 81- 80 |
| 11-30-2005.....a1 | L | 86- 88 |
| a1-ACC-Big Ten Challenge; n1-NCAA Southeast Regional semifinal (Louisiana Superdome, New Orleans, La.) | | |

Minnesota (1-2)

Home: 0-0, Away: 0-2, Neutral: 1-0

| | | |
|---|---|--------|
| 12-30-1978.....a1 | L | 56- 57 |
| 3-25-1990.....9/7.....20/nr.....n2 | W | 93- 91 |
| 12-4-2002.....20/17.....a2 | L | 63- 64 |
| a1-Plisbury Holiday Classic (Minneapolis, Minn.); n2-NCAA Southeast Regional final (Louisiana Superdome, New Orleans, La.); a2-ACC-Big Ten Challenge (Minneapolis, Minn.) | | |

Mississippi (11-9)

Home: 6-3, Away: 4-3, Neutral: 1-3

| | | |
|---|---|--------|
| 2-27-1926.....n1 | L | 24- 36 |
| 3-7-1938.....n2 | W | 58- 47 |
| 3-3-1939.....n3 | L | 38- 42 |
| 1-20-1940.....h9 | W | 50- 39 |
| 1-14-1941.....h9 | W | 60- 47 |
| 1-27-1951.....a | W | 73- 59 |
| 1-14-1952.....h9 | L | 64- 94 |
| 2-7-1953.....a | L | 63- 78 |
| 1-16-1954.....h9 | L | 71- 80 |
| 1-15-1955.....a | L | 66- 81 |
| 1-16-1956.....h9 | W | 79- 58 |
| 1-14-1957.....a | W | 82- 78 |
| 1-13-1958.....h10 | W | 76- 67 |
| 1-12-1959.....a | W | 89- 70 |
| 1-11-1960.....6/8.....h10 | W | 91- 66 |
| 1-14-1961.....a | L | 67- 69 |
| 1-13-1962.....h10 | L | 55- 60 |
| 1-12-1963 (ot).....a | W | 73- 71 |
| 1-11-1964.....h10 | W | 69- 54 |
| 11-29-2013.....n4 | L | 67- 77 |
| 3-21-2017.....a | ! | 74- 66 |
| n1-SIC Tournament (City Auditorium, Atlanta, Ga.); n2-SEC Tournament (Baton Rouge, La.); n3-SEC Tournament (Knoxville, Tenn.); n4-Barclays Center Classic (Barclays Center, Brooklyn, N.Y.); *Post-season NIT | | |

Mississippi State (16-13)

Home: 6-5, Away: 5-6, Neutral: 5-2

| | | |
|-------------------|---|--------|
| 2-24-1922.....n1 | W | 34- 30 |
| 2-19-1923.....a | L | 31- 45 |
| 3-1-1923.....n1 | L | 17- 25 |
| 2-2-1924.....h4 | L | 36- 40 |
| 2-16-1924.....a | L | 28- 53 |
| 2-6-1926.....h7 | L | 20- 31 |
| 2-25-1927.....n1 | W | 40- 24 |
| 3-1-1937.....n2 | W | 43- 30 |
| 2-26-1943.....n2 | L | 41- 48 |
| 3-2-1945.....n3 | W | 60- 43 |
| 2-28-1947.....n3 | W | 65- 52 |
| 1-26-1951.....a | W | 55- 46 |
| 1-30-1952.....h9 | W | 66- 64 |
| 2-9-1953.....a | L | 62- 66 |
| 1-14-1954.....h9 | L | 74- 75 |
| 1-17-1955.....a | W | 90- 71 |
| 1-14-1956.....h9 | W | 87- 59 |
| 1-12-1957.....a | W | 80- 77 |
| 1-11-1958.....h10 | W | 78- 61 |

| | | |
|---|---|--------|
| 1-10-1959.....a | L | 67- 75 |
| 1-9-1960.....h10 | W | 82- 60 |
| 1-16-1961 (ot).....a | L | 61- 62 |
| 1-15-1962.....h10 | L | 56- 57 |
| 1-14-1963.....a | L | 69- 81 |
| 1-13-1964.....h10 | W | 59- 45 |
| 12-9-1964.....a | W | 83- 65 |
| 1-25-1965.....h10 | W | 75- 73 |
| 12-18-1973.....h10 | L | 77- 85 |
| 12-19-1975.....a | W | 64- 61 |
| n1-SIAA Tournament (City Auditorium, Atlanta, Ga.); n2-SEC Tournament (Knoxville, Tenn.); n3-SEC Tournament (Louisville, Ky.) | | |

Mississippi Valley State (1-0)

Home: 1-0, Away: 0-0, Neutral: 0-0

| | | |
|--------------------|---|--------|
| 11-26-2013.....h15 | W | 76- 59 |
|--------------------|---|--------|

Missouri (1-0)

Home: 1-0, Away: 0-0, Neutral: 0-0

| | | |
|--------------------|---|--------|
| 12-21-1961.....h10 | W | 58- 57 |
|--------------------|---|--------|

Monmouth (1-0)

Home: 1-0, Away: 0-0, Neutral: 0-0

| | | |
|-----------------------------|---|--------|
| 1-17-1985.....17/15.....h10 | W | 96- 66 |
|-----------------------------|---|--------|

Morehead State (2-0)

Home: 1-0, Away: 0-0, Neutral: 1-0

| | | |
|--|---|--------|
| 12-27-1989.....14/13.....n1 | W | 98- 76 |
| 11-28-1999.....h10 | W | 81- 75 |
| n1-Kuppenheimer Classic (The Omni, Atlanta, Ga.) | | |

Morehouse (1-0)

Home: 1-0, Away: 0-0, Neutral: 0-0

| | | |
|---------------------------------|---|--------|
| 11-4-06 (exh).....23/21.....h10 | W | 96- 52 |
|---------------------------------|---|--------|

Morgan State (3-0)

Home: 3-0, Away: 0-0, Neutral: 0-0

| | | |
|------------------------------|---|--------|
| 11-27-1990.....14/14.....h10 | W | 87- 65 |
| 11-26-96.....h10 | W | 74- 58 |
| 12-23-2000.....h10 | W | 94- 58 |

Mount St. Mary's (2-1)

Home: 2-1, Away: 0-0, Neutral: 0-0

| |
|--------------------|
| 12-20-1993.....14/ |
|--------------------|

SERIES HISTORY VS. ALL OPPONENTS

Newberry (5-0)

Home: 4-0, Away: 1-0, Neutral: 0-0

| | | |
|-------------------|---|--------|
| 3-5-1920.....a | W | 22- 14 |
| 1-12-1974.....h10 | W | 82- 76 |
| 1-24-1976.....h10 | W | 71- 61 |
| 1-6-1979.....h10 | W | 90- 59 |
| 1-12-1981.....h10 | W | 77- 70 |

Newcastle of Australia (1-0)

Home: 1-0, Away: 0-0, Neutral: 0-0

| | | |
|-------------------------|---|--------|
| 2-18-1996 (exh).....h10 | W | 91- 79 |
|-------------------------|---|--------|

New Orleans (1-0)

Home: 0-0, Away: 0-0, Neutral: 1-0

| | | |
|---|---|--------|
| 11-27-1998 (ot).....n1 | W | 65- 62 |
| n1-Big Island Invitational (Atok-Chinen Civic Auditorium, Hilo, Hawaii) | | |

Niagara (1-0)

Home: 1-0, Away: 0-0, Neutral: 0-0

| | | |
|--------------------|---|--------|
| 11-19-2010.....h10 | W | 78- 51 |
|--------------------|---|--------|

Nike Elite (0-1)

Home: 0-1, Away: 0-0, Neutral: 0-0

| | | |
|--------------------------|---|--------|
| 11-18-2001 (exh).....h10 | L | 90- 99 |
|--------------------------|---|--------|

North Carolina (24-69)

Home: 13-22, Away: 5-32, Neutral: 6-15

| | | |
|---|--|--|
| All Home Games: 13-22 | | |
| At McCamish Pavilion: 0-4 | | |
| At AMC: 11-12 | | |
| At The Omni: 3-7 | | |
| At the Georgia Dome: 0-1 | | |
| In Atlanta: 14-24 | | |
| At Road Games: 5-32 | | |
| At the Smith Center: 4-25 | | |
| At Chapel Hill: 5-30 | | |
| At Greensboro (regular season): 0-2 | | |
| At Greensboro (all games): 2-3 | | |
| At Charlotte: 2-10 | | |
| As ACC members: 22-55 | | |
| In the ACC Tournament: 5-4 | | |
| All Neutral Games: 6-15 | | |
| As SIC members: 0-1 | | |
| Under Whack Hyder: 2-8 | | |
| Under Dwane Morrison: 0-8 | | |
| Under Bobby Cremins: 12-31 | | |
| Under Paul Hewitt: 10-11 | | |
| Under Brian Gregory: 0-7 | | |
| Under Josh Pastner: 0-2 | | |
| Vs. Roy Williams: 8-16 (8-15 at UNC) | | |
| Longest Winning Streak: 4 games (2010-11) | | |
| Longest Losing Streak: 20 games (1971-84) | | |
| Most Points Scored: 104 on 2-14-1970 | | |
| Fewest Points Scored: 26 on 2-8-1925 | | |
| Most Points Allowed: 108 on 2-12-1972 | | |
| Fewest Points Allowed: 34 on 2-8-1925 | | |
| Largest Margin of Victory: 27 on 2-1-1990 | | |
| Largest Margin of Defeat: 45 on 2-12-1972 | | |

• North Carolina has a 69-24 lead in the all-time series between the two teams, and a 55-22 advantage since Tech joined the ACC.

• The Tar Heels have won nine of the last 10 games in the series, including a 77-54 win in Atlanta in the teams' only meeting of the 2018-19 season.

• Tech's only win in that stretch occurred on New Year's Eve of 2016, opening its ACC schedule with a 75-63 homecourt upset of the Tar Heels, who would go on to win the national championship. It was the Jackets' first win in the series since a 78-58 win in Atlanta on Jan. 16, 2011. (Win vacated by the NCAA Committee on Infractions.)

• Before that, Tech had won four games in a row for its longest winning streak in the series. Tech is 11-13 against North Carolina dating back to the 2001-02 season.

• The teams have played 40 times in the city of Atlanta, including five at McCamish Pavilion. The teams met 23 times at Alexander Memorial Coliseum, where the Tar Heels won 12 of 23. Tech won six of the last seven meetings in the Thrilldome, however, and won six of eight against UNC in the Coliseum under Paul Hewitt.

• Between 1982 and 1996, the Yellow Jackets played eight of their home games with the Tar Heels at the old Omni arena in downtown Atlanta (2-6 record). Counting ACC and SIC Tournament games played in the city, Tech is 15-25 vs. North Carolina in Atlanta.

• Tech is 8-6 in games played away from Chapel Hill since 2000-01, including three ACC Tournament wins. The Jackets

are 9-15 against the Tar Heels under Roy Williams, 9-16 against Williams all-time.

• Tech has lost 12 of the last 13 meetings in the Smith Center and is 4-25 all-time in the building. Counting regular-season games in Greensboro, Tech is 5-32 on the road against UNC.

• In ACC Tournament play, the Yellow Jackets have won five of nine meetings, and Tech has won the last three encounters (2004, 2005, 2010). Two of Tech's five tournament wins occurred in championship games, the 1985 final in Atlanta and the 1993 final in Charlotte.

• Tech's greatest success in its series with North Carolina occurred during the middle 1990s when the Jackets won five of seven meetings, including three straight wins over No. 1-ranked Tar Heel teams during the 1993 and 1994 campaigns.

All-Time Series Results

| | | |
|---------------------------------------|---|---------|
| 2-28-1925.....n1 | L | 26- 34 |
| 2-14-1947.....a | L | 48- 58 |
| 12-9-1955.....n2 | L | 76- 88 |
| 2-11-1967.....2/2.....h | W | 82- 80 |
| 1-27-1968.....3/3.....n2 | L | 54- 82 |
| 1-14-1969.....2/2.....h | L | 70-101 |
| 2-14-1970.....10/8.....n2 | W | 104- 95 |
| 2-12-1971.....11/11.....n2 | L | 58- 87 |
| 3-27-1971 (NIT).....13/13.....n3 | L | 64- 84 |
| 2-12-1972.....3/3.....n2 | L | 73-118 |
| 2-23-1972.....5/3.....a1 | L | 66- 87 |
| 2-9-1973.....6/6.....n2 | L | 72-107 |
| 2-9-1974.....4/4.....n2 | L | 70-108 |
| 2-8-1975.....12/11.....n2 | L | 81-111 |
| 2-6-1976.....4/3.....n2 | L | 74- 79 |
| 2-4-1977.....13/12.....n2 | L | 74- 97 |
| 1-14-1980.....15/15.....a2 | L | 53- 54 |
| 2-11-1980.....11/11.....h | L | 50- 60 |
| 1-24-1981.....17/18.....a1 | L | 60-100 |
| 2-25-1981.....11/10.....h | L | 51- 76 |
| 1-23-1982.....1/1.....h11 | L | 54- 66 |
| 2-24-1982.....2/2.....a1 | L | 54- 77 |
| 3-4-1982.....1/1.....n4 | L | 39- 55 |
| 1-29-1983.....3/3.....a2 | L | 65- 72 |
| 3-2-1983.....8/10.....h11 | L | 73- 85 |
| 1-28-1984.....1/1.....a1 | L | 61- 73 |
| 2-29-1984.....1/1.....h11 | L | 56- 69 |
| 1-27-1985.....16/17.....8/9.....a1 | W | 66- 62 |
| 2-27-1985.....10/13.....8/11.....h11 | W | 67- 62 |
| 3-10-1985.....9/11.....6/7.....n5 | W | 57- 54 |
| 1-25-1986.....4/3.....1/1.....a | L | 77- 85 |
| 2-4-1986 (ot).....2/2.....1/1.....h11 | L | 77- 78 |
| 1-24-1987.....2/1.....a1 | L | 55- 92 |
| 3-1-1987.....2/3.....h11 | L | 76- 92 |
| 1-30-1988.....3/3.....a1 | L | 71- 73 |
| 3-2-1988.....13/15.....6/6.....h11 | L | 80- 97 |
| 1-28-1989.....nr/19.....7/6.....a | L | 85- 92 |
| 3-1-1989.....5/5.....h10 | W | 76- 74 |
| 3-10-1989.....9/8.....n5 | L | 62- 77 |
| 2-1-1990.....17/15.....25/18.....h10 | W | 102- 75 |
| 2-28-1990.....11/11.....a | L | 79- 81 |
| 1-27-1991.....nr/25.....7/8.....a | W | 88- 86 |
| 2-28-1991.....nr/21.....4/4.....h10 | L | 74- 81 |
| 2-2-1992.....20/18.....11/11.....h10 | L | 76- 86 |
| 3-4-1992.....16/16.....a | L | 75- 79 |
| 1-13-1993.....8/8.....3/4.....a | L | 67- 80 |
| 2-14-1993.....nr/24.....6/6.....h10 | L | 66- 77 |
| 3-14-1993.....1/1.....n6 | W | 77- 75 |
| 1-12-1994.....17/18.....1/1.....h10 | W | 89- 69 |
| 2-12-1994.....1/1.....a | W | 96- 89 |
| 1-11-1995.....22/17.....4/2.....a | L | 75- 86 |
| 2-12-1995.....18/15.....1/1.....h10 | L | 81- 85 |
| 1-10-1996.....10/9.....h11 | W | 80- 77 |
| 2-10-1996 (ot).....12/11.....a | W | 92- 83 |
| 1-18-1997.....22/21.....a | L | 50- 73 |
| 2-15-1997.....16/17.....h10 | L | 68- 72 |
| 1-8-1998.....1/1.....a | L | 75- 96 |
| 2-8-1998 (2ot).....2/2.....h10 | L | 100-107 |
| 12-22-1998.....6/7.....h10 | W | 66- 64 |
| 1-31-1999.....10/9.....a | L | 66- 75 |
| 3-5-1999.....15/15.....n6 | L | 49- 78 |
| 1-29-2000.....h10 | L | 53- 70 |
| 3-1-2000 (ot).....a | L | 72- 74 |
| 1-2-2001.....13/14.....h10 | L | 70- 84 |
| 2-3-2001.....4/4.....a | L | 69- 82 |
| 3-10-2001.....6/5.....n7 | L | 63- 70 |
| 12-2-2001.....a | L | 77- 83 |
| 2-2-2002.....h10 | W | 86- 74 |
| 1-29-2003.....h10 | W | 88- 68 |
| 3-1-2003.....a | L | 66- 67 |
| 1-11-2004.....8/8.....12/13.....a | L | 88-103 |
| 2-10-2004.....15/16.....14/17.....h10 | W | 88- 77 |
| 3-12-2004.....14/18.....16/19.....n4 | W | 83- 82 |
| 1-12-2005.....8/8.....3/4.....a | L | 69- 91 |
| 3-12-2005.....2/2.....n8 | W | 78- 75 |
| 2-15-2006.....23/23.....a | L | 75- 82 |
| 1-20-2007.....4/4.....a | L | 61- 77 |

| | | |
|-------------------------------------|---|--------|
| 3-1-2007.....8/8.....h10 | W | 84- 77 |
| 1-16-2008.....1/1.....h10 | L | 82- 83 |
| 2-28-2009.....4/5.....a | L | 74-104 |
| 1-16-2010.....20/18.....12/13.....a | W | 73- 71 |
| 2-16-2010.....h10 | W | 68- 51 |
| 3-11-2010.....n4 | W | 62- 58 |
| 1-16-2011.....h10 | W | 78- 58 |
| 1-29-2012.....7/8.....a | L | 81- 93 |
| 1-23-2013.....a | L | 63- 79 |
| 2-19-2013.....h15 | L | 58- 70 |
| 1-29-2014.....h15 | L | 65- 78 |
| 2-21-2015.....15/16.....a | L | 60- 89 |
| 3-3-2015.....19/19.....h15 | L | 49- 81 |
| 1-2-2016.....7/8.....a | L | 78- 86 |
| 12-31-2016.....9/10.....h15 | ! | 75- 63 |
| 1-20-2018.....15/14.....a | L | 66- 80 |
| 1-29-2019.....9/10.....h15 | L | 54- 77 |

n1-Southwest Athletic Center (Atlanta, Ga.); n2-North-South Doubleheader (Charlotte [N.C.] Coliseum); n3-NIT Finals (Madison Square Garden, New York, N.Y.); n4-ACC Tournament (Greensboro [N.C.] Coliseum); n5-ACC Tournament (The Omni, Atlanta, Ga.); n6-ACC Tournament (Charlotte [N.C.] Coliseum); n7-ACC Tournament (Georgia Dome, Atlanta, Ga.); n8-ACC Tournament (MCI Center, Washington, D.C.); h10-The Omni; a1-Carmichael Auditorium; a2-Greensboro, N.C., Coliseum

UNC Asheville (2-0)

Home: 2-0, Away: 0-0, Neutral: 0-0

| | | |
|------------------------------|---|--------|
| 11-25-1988.....14/nr.....h10 | W | 97- 63 |
| 11-18-2005.....h10 | W | 80- 52 |

UNC Greensboro (2-1)

Home: 2-1, Away: 0-0, Neutral: 0-0

| | | |
|--------------------|---|--------|
| 12-31-1996.....h10 | W | 65- 40 |
| 12-28-1999.....h10 | W | 97- 73 |
| 11-9-2007.....h10 | L | 74- 83 |

UNC Wilmington (4-0)

Home: 4-0, Away: 0-0, Neutral: 0-0

| | | |
|-----------------------------|---|--------|
| 2-21-1977.....h10 | W | 63- 57 |
| 11-28-1977.....h10 | W | 77- 67 |
| 1-19-1995.....22/18.....h10 | W | 87- 68 |
| 12-8-2012.....h15 | W | 73- 66 |

North Carolina A&T (7-0)

Home: 7-0, Away: 0-0, Neutral: 0-0

| | | |
|------------------------------|---|---------|
| 12-18-1984.....13/13.....h10 | W | 81- 43 |
| 1-14-1987.....h10 | W | 83- 67 |
| 1-19-1988.....h10 | W | 84- 72 |
| 12-11-1989.....18/18.....h10 | W | 101- 87 |
| 11-30-1993.....16/17.....h10 | W | 93- 77 |
| 2-15-1995.....20/18.....h10 | W | 85- 81 |
| 11-24-2013.....h15 | W | 78- 71 |
| 12-28-2016.....h15 | ! | 59- 52 |

NC State (40-57)

Home: 23-18, Away: 11-31, Neutral: 6-8

| | | |
|---|--|--|
| All Home Games: 23-18 | | |
| At McCamish Pavilion: 1-3 | | |
| At AMC: 19-14 | | |
| At The Omni: 1-0 | | |
| At Philips Arena: 0-1 | | |
| In Atlanta: 23-18 | | |
| All Road Games: 10-31 | | |
| At Reynolds Coliseum: 7-18 | | |
| At PNC Arena: 4-11 | | |
| As ACC members: 32-43 | | |
| In the ACC Tournament: 3-3 | | |
| All Neutral Games: 6-8 | | |
| As SIC members: 1-2 | | |
| Under Whack Hyder: 5-7 | | |
| Under Dwane Morrison: 1-7 | | |
| Under Bobby Cremins: 20-22 | | |
| Under Paul Hewitt: 8-12 | | |
| Under Brian Gregory: 2-5 | | |
| Under Josh Pastner: 2-1 | | |
| Vs. Kevin Keatts: 2-0 | | |
| Longest Winning Streak: 7 games (1994-97) | | |
| Longest Losing Streak: 9 games (1977-83) | | |
| Most Points Scored: 102 on 1-14-1967 | | |
| Fewest Points Scored: 12 on 2-16-1925 | | |
| Most Points Allowed: 118 on 2-10-1973 | | |
| Fewest Points Allowed: 22 on 1-22-1926 | | |
| Largest Margin of Victory: 27 on 12-19-1959 | | |
| Largest Margin of Defeat: 44 on 2-8-1974 | | |
| • NC State has a 57-40 lead in the overall series which dates back to 1925. Georgia Tech has won four of the last five meetings, including a 63-61 victory in Raleigh in the teams' only regular-season meeting of 2018-19. | | |

• Twenty-one of the last 25 meetings in the series have been decided by 10 points or less, with three of those decided in overtime.

• Tech is 23-18 against the Wolfpack in Atlanta, including one home-court meeting that was played at the Omni in 1986 and one at Philips Arena in 2012. NC State had won all three games played at McCamish Pavilion before Tech's victory on March 1, 2018.

• Since it joined the ACC, Tech is 32-43 against NC State, including regular-season and tournament.

• Tech has won three of four games against the Pack under head coach Josh Pastner, and is 2-0 vs. NC State coach Kevin Keatts.

• The Jackets are 11-31 against NC State in Raleigh, including a 4-11 mark at PNC Arena.

• Tech is 3-3 against NC State in ACC Tournament games, the last meeting occurring in 2003 in a 71-65 Wolfpack victory in Greensboro. The Jackets won first-round games in 1996 in Greensboro (88-73) and 1990 in Charlotte (76-67).

All-Time Series Results

| | | |
|--|---|--------|
| 2-16-1925.....a | L | 12- 35 |
| 1-22-1926.....h4 | W | 23- 22 |
| 2-12-1926.....a | L | 14- 30 |
| 1-8-1938.....h8 | W | 35- 30 |
| 12-30-1949.....a | L | 34- 57 |
| 12-19-1959.....na/12.....na/16.....h10 | W | 80- 53 |
| 12-17-1960.....15/12.....10/nr.....a | L | 76- 82 |
| 12-19-1962.....h10 | W | 84- 71 |
| 2-13-1965.....nr/18.....a | L | 68- 97 |
| 12-20-1965.....nr/19.....h10 | L | 69- 93 |
| 2-12-1966.....a | L | 93-102 |

SERIES HISTORY VS. ALL OPPONENTS

| | | |
|---------------------------------------|---|--------|
| 3-14-2003.....n3 | L | 65- 71 |
| 1-24-2004.....11/13.....a | L | 72- 76 |
| 2-25-2004.....18/20.....14/19.....h10 | L | 69- 79 |
| 1-16-2005.....8/8.....a | L | 68- 76 |
| 2-13-2005.....h10 | L | 51- 53 |
| 1-14-2006.....a | L | 78- 87 |
| 2-12-2006.....h10 | W | 71- 68 |
| 2-6-2007.....h10 | W | 74- 65 |
| 1-23-2008.....a | W | 77- 74 |
| 1-17-2009 (ot).....a | L | 71- 76 |
| 2-14-2009.....h10 | L | 65- 86 |
| 2-6-2010.....21/19.....h10 | W | 73- 71 |
| 3-13-2010.....n3 | W | 57- 54 |
| 2-26-2011.....a | L | 74- 79 |
| 1-11-2012.....a | W | 82- 71 |
| 2-9-2012.....h13 | L | 52- 61 |
| 1-9-2013.....a | L | 70- 83 |
| 3-3-2013.....h15 | L | 57- 70 |
| 1-26-2014 (ot).....a | L | 78- 80 |
| 1-31-2015 (ot).....h15 | L | 80- 81 |
| 1-27-2016.....a | W | 90- 83 |
| 1-15-2017.....a | ! | 86- 76 |
| 2-21-2017.....h15 | L | 69- 71 |
| 3-1-2018.....h15 | W | 78- 75 |
| 3-6-2019.....a | W | 63- 61 |

n1-North-South Doubleheader (Charlotte [N.C.] Coliseum); n2-ACC Tournament (Charlotte [N.C.] Coliseum); n3-ACC Tournament (Greensboro [N.C.] Coliseum); h10-The Omni, Atlanta, Ga.

North Texas (2-0)

Home: 2-0, Away: 0-0, Neutral: 0-0

| | | |
|--------------------|---|--------|
| 12-31-1997.....h10 | W | 93- 76 |
| 11-24-2017.....h10 | W | 63- 49 |

Northern Iowa (1-0)

Home: 0-0, Away: 0-0, Neutral: 1-0

| | | |
|----------------------------|---|--------|
| 3-19-2004.....14/15.....n1 | W | 65- 60 |
|----------------------------|---|--------|

n1-NCAA Tournament first round (Bradley Center, Milwaukee, Wis.)

Northwestern (2-3)

Home: 1-1, Away: 1-2, Neutral: 0-0

| | | |
|---------------------|---|--------|
| 11-30-2010.....*a | L | 71- 91 |
| 11-29-2011.....*h12 | L | 60- 76 |
| 12-3-2014.....*a | W | 66- 58 |
| 11-28-2017.....*h15 | W | 52- 51 |
| 11-28-2018.....*a | L | 61- 67 |

*ACC-Big Ten Challenge

Notre Dame (10-10)

Home: 7-1, Away: 2-8, Neutral: 1-1

| |
|---|
| All Home Games: 7-1 |
| At McCamish Pavilion: 4-1 |
| At AMC: 3-0 |
| In Atlanta: 7-1 |
| All Road Games: 2-8 |
| At Purcell Pavilion/Joyce Center: 1-7 |
| As ACC members: 4-8 |
| In the ACC Tournament: 0-1 |
| All Neutral Games: 1-0 |
| Under Roy Mundorff: 0-1 |
| Under Whack Hyder: 3-1 |
| Under Dwane Morrison: 1-7 |
| Under Bobby Cremins: 2-0 |
| Under Paul Hewitt: 1-0 |
| Under Brian Gregory: 2-4 |
| Under Josh Pastner: 2-4 |
| Vs. Mike Brey: 7-8 |
| Vs. Digger Phelps: 3-0 |
| Longest Winning Streak: 5 games (1972-2014) |
| Longest Losing Streak: 4 games (2014-16) |
| Most Points Scored: 102 on 2-4-1967 |
| Fewest Points Scored: 42 on 2-22-1941 |
| Most Points Allowed: 87 on 2-4-1967 |
| Fewest Points Allowed: 53 on 2-22-1941 |
| Largest Margin of Victory: 20 in 1-17-1972 |
| Largest Margin of Defeat: 19 on 1-30-1969 |

• Georgia Tech and Notre Dame are tied 10-10 in the all-time series that began in the 1940-41 season. Tech and Notre Dame split their regular-season meetings the last three seasons, each team winning at home.

• The Yellow Jackets are 4-8 against Notre Dame since the Fighting Irish joined the ACC, the 13 meetings decided by a total of 68 points. That includes the teams' first ACC Tournament encounter last season, a 78-71 Fighting Irish victory. Notre Dame's 69-59 win in South Bend on Feb. 10, 2019 is the widest margin.

• At McCamish Pavilion, Tech is 4-1 against the Irish, and the games have been decided by a total of 20 points. Tech won the teams' first meeting there this season, 63-61.

• Notre Dame has won all six meetings at South Bend since the Fighting Irish became a member of the ACC.

• The Yellow Jackets won five straight meetings between the two teams from 1972 through Tech's 74-69 victory in McCamish Pavilion on Jan. 11, 2014, the team's first meeting as ACC foes.

• All but one game in the series has been played on the two campuses, the exception being a 2007 meeting in the third-place game of the Paradise Jam. The Yellow Jackets erased a 9-point deficit in the final 5:11 and won the game on a three-point basket by Matt Causey with two seconds remaining.

• Tech is 2-8 in games played in South Bend, and 1-7 in Purcell Pavilion, including an 88-80 overtime win on Feb. 24, 1990, with the Jackets headed toward an ACC title and Final Four berth later that season.

• That game and a 90-80 Tech victory in Atlanta a year earlier were the only two face-offs ever between legendary coaches Bobby Cremins and Digger Phelps.

• Tech is 7-1 all-time against Notre Dame in Atlanta, three of those wins at Alexander Memorial Coliseum and four at McCamish Pavilion.

• Four of the five meetings before that were played with Whack Hyder as Tech's head coach, and the Jackets won three of those, including an 82-62 win in 1972 at Alexander Memorial Coliseum in Phelps' first season as the Fighting Irish head coach.

All-Time Series Results

| | | |
|---------------------------------|---|---------|
| 2-22-1941.....a | L | 42- 53 |
| 2-5-1966.....a | W | 75- 61 |
| 2-4-1967.....h10 | W | 102- 87 |
| 1-30-1969.....n/16.....a | L | 52- 71 |
| 1-17-1972.....h10 | W | 82- 62 |
| 2-25-1989.....h10 | W | 90- 80 |
| 2-24-1990 (ot).....8/6.....a | W | 88- 80 |
| 11-19-2007.....n1 | W | 70- 69 |
| 1-11-2014.....h15 | W | 74- 69 |
| 2-26-2014.....a | L | 62- 65 |
| 1-3-2015 (2 ot).....14/13.....a | L | 76- 83 |
| 1-14-2015.....12/12.....h15 | L | 59- 62 |
| 1-13-2016.....a | L | 64- 72 |
| 2-20-2016.....19/18.....h15 | W | 63- 62 |
| 1-28-2017.....14/12.....h15 | ! | 62- 60 |
| 2-26-2017.....21/17.....a | L | 60- 64 |
| 12-30-2017.....a | L | 59- 68 |
| 1-10-2018.....n/25.....h15 | W | 60- 63 |
| 1-22-2019.....h15 | W | 63- 61 |
| 2-10-2019.....a | L | 59- 69 |
| 3-12-2019.....n2 | L | 71- 78 |

n1-Paradise Jam (St. Thomas, U.S. Virgin Islands); n2-ACC Tournament (Spectrum Center, Charlotte, N.C.)

Oglethorpe (1-0)

Home: 1-0, Away: 0-0, Neutral: 0-0

| | | |
|------------------|---|--------|
| 2-16-1927.....h5 | W | 45- 31 |
|------------------|---|--------|

Ohio State (3-11)

Home: 2-3, Away: 1-5, Neutral: 0-3

| | | |
|-----------------------------------|---|--------|
| 3-12-1960.....13/8.....3/3.....n1 | L | 69- 86 |
| 1-2-1965.....a | L | 68- 73 |
| 1-16-1967.....h | W | 84- 73 |
| 1-22-1968.....a | L | 55- 66 |
| 1-20-1969.....13/nr.....h | L | 66- 73 |
| 1-26-1970.....a | L | 71- 74 |
| 12-1-1971.....4/4.....h | L | 55- 63 |
| 1-15-1973.....h | L | 79- 85 |
| 1-7-1974.....a | L | 71- 89 |
| 12-23-1974.....a | L | 67- 75 |
| 3-17-1991.....5/5.....n2 | L | 61- 65 |
| 3-19-2003.....h1 | W | 72- 58 |
| 12-3-2003.....13/15.....a1 | W | 73- 53 |
| 3-19-2010.....5/7.....n3 | L | 66- 75 |

n1-NCAA Midwest Regional second round (Freedom Hall, Louisville, Ky.); n2-NCAA Midwest Regional second round (Dayton, Ohio, Arena); n3-NCAA Midwest Regional second round (Bradley Center, Milwaukee, Wis.); h1-NIT first round (Alexander Memorial Coliseum, Atlanta, Ga.); a1-ACC-Big Ten Challenge

Ohio University (1-1)

Home: 0-1, Away: 0-0, Neutral: 1-0

| | | |
|---------------------------|---|--------|
| 3-11-1960.....13/8.....n1 | W | 57- 54 |
| 11-18-2016.....h15 | L | 61- 67 |

n1-NCAA Midwest Regional first round (Freedom Hall, Louisville, Ky.)

Oklahoma (2-2)

Home: 1-0, Away: 0-2, Neutral: 1-0

| | | |
|----------------------------------|---|--------|
| 12-18-1982.....a | L | 73-101 |
| 3-3-1985.....10/13.....6/6.....a | L | 80- 87 |
| 12-29-1994.....17/16.....n1 | W | 89- 85 |
| 11-17-1995.....h12 | W | 83- 72 |

n1-Rainbow Classic (Special Events Center, Honolulu, Hawaii);

*h11-Preseason NIT second round (Georgia Dome, Atlanta, Ga.)

Oklahoma City (3-3)

Home: 2-1, Away: 1-1, Neutral: 0-1

| | | |
|-----------------------------------|---|--------|
| 2-14-1959 (3ot).....14/19.....h10 | W | 71- 65 |
| 12-21-1968.....n1 | L | 57- 59 |
| 12-6-1969.....h10 | W | 68- 54 |
| 12-5-1970.....a | W | 74- 73 |
| 2-28-1973.....h10 | L | 82-102 |
| 2-23-1974.....a | L | 71- 94 |

n1-Sun Bowl Tournament (Special Events Center, El Paso, Texas)

Oklahoma State (2-2)

Home: 0-0, Away: 0-0, Neutral: 2-2

| | | |
|--------------------------------------|---|--------|
| 12-19-1981.....n1 | L | 57- 59 |
| 11-29-1991.....18/18.....11/8.....n2 | L | 71- 78 |
| 4-3-2004.....14/15.....4/3.....n3 | W | 67- 65 |
| 3-21-2010.....n4 | W | 64- 59 |

n1-Sun Bowl Tournament (Special Events Center, El Paso, Texas); n2-Preseason NIT finals (Madison Square Garden, New York, N.Y.); n3-NCAA Final Four national semifinal (Alamodome, San Antonio, Texas); n4-NCAA Midwest Regional second round (Bradley Center, Milwaukee, Wis.)

Old Dominion (2-0)

Home: 1-0, Away: 1-0, Neutral: 0-0

| | | |
|----------------------------|---|--------|
| 12-17-1985.....7/7.....h10 | W | 96- 86 |
| 1-12-1987.....a | W | 81- 64 |

Oregon (1-1)

Home: 0-0, Away: 0-1, Neutral: 1-0

| | | |
|-------------------|---|--------|
| 12-16-1977.....n1 | W | 64- 57 |
| 3-10-1999.....a1 | L | 64- 67 |

n1-Dayton Invitational (Dayton, Ohio, Arena); a1-NIT first round (Eugene, Ore.)

Original Celtics (0-2)

Home: 0-2, Away: 0-0, Neutral: 0-0

| | | |
|-------------------------|---|--------|
| 1-11-1933 (ext).....h10 | L | 31- 40 |
| 1-17-1934 (ext).....h10 | L | 28- 50 |

Penn-Dixie (1-1)

Home: 0-0, Away: 0-1, Neutral: 1-0

| | | |
|-------------------|---|--------|
| 12-31-1927.....n1 | W | 41- 36 |
| 12-31-1928.....a | L | 29- 31 |

n1-Chattanooga, Tenn.

Pennsylvania (2-4)

Home: 1-2, Away: 1-2, Neutral: 0-0

| | | |
|-----------------------|---|--------|
| 12-28-1929.....a | L | 23- 33 |
| 2-6-1937.....a | L | 30- 31 |
| 2-24-1951 (ot).....h9 | L | 77- 83 |
| 12-1-1986.....h10 | W | 84- 57 |
| 12-19-1987.....a | W | 79- 55 |
| 11-19-2001.....h10 | L | 74- 79 |

*Las Vegas Invitational

Penn State (1-3)

Home: 1-2, Away: 0-1, Neutral: 0-0

| | | |
|------------------------------|---|--------|
| 3-18-1998.....h10 | L | 70- 75 |
| 11-28-2006.....21/24.....h10 | W | 77- 73 |
| 12-3-2008.....h10 | L | 83- 85 |
| 11-29-2016.....a | L | 60- 67 |

*Post-Season NIT quarterfinals

Pepperdine (2-0)

Home: 0-0, Away: 1-0, Neutral: 1-0

| | | |
|-------------------|---|--------|
| 12-16-1983.....n1 | W | 67- 56 |
| 12-20-2008.....a | W | 86- 58 |

n1-Casaba Club Classic (A.G. Spanos Center, Stockton, Calif.)

Phillips Oilers (0-1)

Home: 0-1, Away: 0-0, Neutral: 0-0

| | | |
|------------------------|---|--------|
| 2-5-1965 (ext).....h10 | L | 69- 82 |
|------------------------|---|--------|

Piedmont (1-0)

Home: 0-0, Away: 1-0, Neutral: 0-0

| | | |
|-----------------|---|--------|
| 2-28-1920.....a | W | 29- 26 |
|-----------------|---|--------|

Pittsburgh (8-4)

Home: 4-1, Away: 2-2, Neutral: 2-1

| |
|--|
| All Home Games: 4-1 |
| At McCamish Pavilion: 2-1 |
| At AMC: 2-0 |
| At The Omni: 1-0 |
| In Atlanta: 4-1 |
| All Road Games: 2-2 |
| At Petersen Events Center: 1-2 |
| As ACC members: 3-4 |
| In the ACC Tournament: 0-1 |
| All Neutral Games: 2-1 |
| Under Whack Hyder: 3-0 |
| Under Bobby Cremins: 2-0 |
| Under Brian Gregory: 0-3 |
| Under Josh Pastner: 2-1 |
| Vs. Jamie Dixon: 1-3 |
| Vs. Kevin Stallings: 1-1 |
| Vs. Jeff Capel: 2-0 (1-0 at VCU) |
| Longest Winning Streak: 5 games (1966-89) |
| Longest Losing Streak: 3 games (2014-16) |
| Most Points Scored: 111 on 12-28-1989 |
| Fewest Points Scored: 61 on 2-28-2017 |
| Most Points Allowed: 92 on 12-4-1989, 12-28-1989 |
| Fewest Points Allowed: 52 on 2-28-17 |
| Largest Margin of Victory: 30 on 2-9-1970 |
| Largest Margin of Defeat: 7 on 1-14-2014 |

• Pittsburgh won the first three meetings between the two teams after the Panthers became members of the ACC, but the Yellow Jackets have come back to win three of the last five, including a 73-65 win in the teams' only scheduled meeting of the 2018-19 season at McCamish Pavilion.

• Tech's 69-54 win on its last visit to the Petersen Events Center (Jan. 13, 2018) was the widest margin of victory for either team since Pitt joined the ACC. The other meetings between the two teams as ACC brethren have been decided by an average of 5.7 points.

• The teams have played home-and-away only once since the Panthers joined the ACC.

• Tech won the first five games in the series, prior to Pitt's entry into the ACC, all of which took place between 1966 and 1989.

• The two most entertaining games between Tech and the former Big East member played in the same month of the 1989-90 season, when the Yellow Jackets were on the way to their second ACC title and first Final Four appearance. Bobby Cremins and Paul Evans were the respective head coaches at the time.

• Tech overcame an early 26-5 deficit to win the ACC/Big East Challenge game in Hartford in early December, getting 42 points from Dennis Scott, including the game-winner with 8 seconds left. Later in the month, the Panthers came to Atlanta for a Kuppenheimer Classic game at the Omni, and Tech won the game without head coach Bobby Cremins, who was attending his father's funeral. Kenny Anderson recorded a triple-double with 32 points, 12 rebounds and 18 assists.

• Tech scored easy wins over Pitt in the first three games of the series, all under head coach Whack Hyder, two of which were played at Alexander Memorial Coliseum on the Tech campus.

• Tech is 2-0 against the Panthers' current head coach, Jeff Capel, having scored an 86-65 victory over VCU during the 2003-04 season when Capel was the Rams' head coach

All-Time Series Results

| | | |
|--------------------------------------|---|---------|
| 1-4-1966.....h10 | W | 89- 77 |
| 2-9-1970.....a1 | W | 92- 62 |
| 3-6-1971.....h10 | W | 78- 61 |
| 12-4-1989.....21/19.....18/nr.....n1 | W | 93- 92 |
| 12-28-1989.....14/13.....n2 | W | 111- 92 |
| 1-14-2014.....h15 | L | 74- 81 |
| 1-17-2015.....a2 | L | 65- 70 |
| 1-6-2016.....24/21.....a2 | L | 84- 89 |
| 3-5-2016.....h15 | W | 63- 59 |
| 2-28-2017.....h15 | ! | 61- 52 |
| 3-7-2017.....n3 | L | 59- 61 |
| 1-13-2018.....h15 | W | 69- 54 |
| 2-20-2019.....h15 | W | 73- 65 |

at-Fitzgerald Field House; a2-Petersen Events Center; n1-ACC-Big East Challenge (Hartford [Conn.] Civic Center); n2-Kuppenheimer Classic (The Omni, Atlanta, Ga.); n3-ACC Tournament (Barclays Center, Brooklyn, N.Y.)

Prairie View A&M (1-0)

Home: 1-0, Away: 0-0, Neutral: 0-0

| | | |
|--------------------|---|--------|
| 11-23-2018.....h15 | W | 65- 54 |
|--------------------|---|--------|

SERIES HISTORY VS. ALL OPPONENTS

Presbyterian (9-0)

Home: 9-0, Away: 0-0, Neutral: 0-0

| | | | |
|---------------------|-----|---|--------|
| 1-24-1975 (ot)..... | h10 | W | 89- 84 |
| 1-29-1976..... | h10 | W | 87- 61 |
| 2-9-1977..... | h10 | W | 82- 63 |
| 12-12-1979..... | h10 | W | 68- 53 |
| 12-17-1980..... | h10 | W | 64- 61 |
| 11-30-1981..... | h10 | W | 82- 66 |
| 1-6-2008..... | h10 | W | 77- 64 |
| 11-14-2012..... | h15 | W | 52- 38 |
| 11-8-2013..... | h15 | W | 88- 57 |

Progressive Club (3-1)

Home: 1-1, Away: 2-0, Neutral: 0-0

| | | | |
|----------------|----|---|--------|
| 1-23-1923..... | a | W | 33- 30 |
| 2-19-1923..... | h4 | L | 33- 43 |
| 1-19-1927..... | h4 | W | 44- 16 |
| 2-2-1927..... | a | W | 31- 28 |

Purdue (2-1)

Home: 0-0, Away: 0-0, Neutral: 2-1

| | | | | |
|-----------------|-------|----|--------|--------|
| 12-26-1980..... | n1 | L | 45- 53 | |
| 12-30-1988..... | 17/17 | n2 | W | 72- 69 |
| 11-20-2006..... | 19/19 | n3 | W | 79- 61 |

n1-Gator Bowl Tournament (Jacksonville, Fla.); n2-Rainbow Classic (Blaisdel Center, Honolulu, Hawaii); n3-EA Sports Maui Invitational (Lahaina Civic Center, Lahaina, Maui, Hawaii)

Purdue Fort Wayne (1-0)

Home: 1-0, Away: 0-0, Neutral: 0-0

| | | | |
|-----------------|-----|---|--------|
| 11-21-2014..... | h15 | W | 78- 69 |
|-----------------|-----|---|--------|

Formerly IPFW

Radford (1-0)

Home: 1-0, Away: 0-0, Neutral: 0-0

| | | | |
|-----------------|-----|---|--------|
| 11-29-1996..... | h10 | W | 91- 60 |
|-----------------|-----|---|--------|

Randolph-Macon (1-0)

Home: 1-0, Away: 0-0, Neutral: 0-0

| | | | |
|----------------|-----|---|--------|
| 2-26-1972..... | h10 | W | 80- 74 |
|----------------|-----|---|--------|

Rhode Island (1-0)

Home: 0-0, Away: 0-0, Neutral: 1-0

| | | | |
|-----------------|----|---|--------|
| 11-30-2014..... | n1 | W | 64- 61 |
|-----------------|----|---|--------|

n1-Orlando Classic (Lake Buena Vista, Fla.)

Rice (10-5)

Home: 6-0, Away: 3-4, Neutral: 1-1

| | | | |
|----------------------|-----|---|--------|
| 12-30-1947..... | n1 | L | 42- 43 |
| 1-2-1951..... | a | L | 51- 58 |
| 12-2-1961..... | a | L | 80- 84 |
| 11-30-1962..... | h10 | W | 81- 63 |
| 12-16-1963 (ot)..... | a | L | 79- 84 |
| 12-5-1964..... | h10 | W | 71- 56 |
| 12-6-1965..... | a | W | 96- 87 |
| 12-3-1966..... | h10 | W | 87- 61 |
| 12-2-1967..... | a | W | 84- 70 |
| 1-23-1969..... | h10 | W | 75- 56 |
| 12-9-1969..... | a | W | 87- 57 |
| 1-2-1971..... | h10 | W | 82- 72 |
| 1-12-1972..... | a | L | 74- 87 |
| 1-8-1973..... | h10 | W | 69- 65 |
| 11-22-2012..... | n2 | W | 54- 36 |

n1-All-College Tournament (Oklahoma City, Okla.); n2-DirectTV Classic (Anaheim, Calif)

Richmond (6-4)

Home: 3-1, Away: 2-2, Neutral: 1-1

| | | | | |
|----------------------|------------|-----|--------|--------|
| 12-30-1985..... | 7/6..... | h10 | W | 90- 64 |
| 11-29-1986 (ot)..... | a1..... | L | 62- 67 | |
| 12-22-1987..... | nr/20..... | h10 | L | 67- 73 |
| 3-20-1988..... | n1..... | L | 55- 59 | |
| 12-20-1988..... | 16/16..... | a | W | 62- 50 |
| 11-28-1989..... | 21/19..... | h10 | W | 87- 74 |
| 12-1-1990..... | 14/14..... | a | L | 71- 73 |
| 1-2-1992..... | 15/11..... | h10 | W | 82- 75 |
| 2-17-1993..... | a..... | a | W | 65- 60 |
| 12-18-2010..... | n2..... | n2 | W | 67- 54 |

a1-Central Fidelity Classic (Robins Center, Richmond, Va.); n1-NCAA East Regional second round (Hartford [Conn.] Civic Center); n2-Battle at Atlantis (Imperial Arena, Atlantis Resort, Paradise Island, Bahamas)

Rider (1-2)

Home: 0-0, Away: 0-2, Neutral: 1-0

| | | | |
|-----------------|----|---|--------|
| 1-2-1931..... | a | L | 33- 38 |
| 12-29-1933..... | a | L | 32- 40 |
| 11-28-2014..... | n1 | W | 61- 54 |

n1-Orlando Classic (Lake Buena Vista, Fla.)

Rome YMCA (1-1)

Home: 0-0, Away: 1-1, Neutral: 0-0

| | | | |
|----------------|---|---|--------|
| 1-31-1920..... | a | L | 33- 41 |
| 1-1-1929..... | a | W | 37- 33 |

Rutgers (2-2)

Home: 0-0, Away: 0-0, Neutral: 2-2

| | | | |
|-----------------|--------------|---|--------|
| 12-30-1971..... | n1 | L | 64- 91 |
| 12-30-1975..... | 14/16.....n2 | L | 87- 94 |
| 1-9-1986..... | 5/5.....n2 | W | 85- 46 |
| 12-27-1986..... | 18/nr.....n3 | W | 79- 61 |

n1-Charlotte Invitational (Charlotte [N.C.] Coliseum); n2-Poinsettia Tournament (Greenville, S.C.); n3-Madison Square Garden, New York, N.Y.; n4-ECAC Holiday Festival (Madison Square Garden, New York, N.Y.)

St. Bernard (1-0)

Home: 1-0, Away: 0-0, Neutral: 0-0

| | | | |
|----------------|-----|---|--------|
| 1-10-1974..... | h10 | W | 70- 62 |
|----------------|-----|---|--------|

St. Bonaventure (3-1)

Home: 1-0, Away: 0-0, Neutral: 2-1

| | | | |
|-----------------------------|-----|---|--------|
| 12-29-1970..... | n1 | L | 68- 70 |
| 3-25-1971 (2ot) | n2 | W | 76- 71 |
| 12-28-1974 (ot) | n3 | W | 70- 61 |
| 12-30-1991..... 15/11 | h10 | W | 98- 60 |

n1-Gator Bowl Tournament (Jacksonville, Fla.); n2-NIT Semifinals (Madison Square Garden, New York, N.Y.); n3-Maryland Invitational (Cole Field House, College Park, Md.)

St. Francis, N.Y. (1-0)

Home: 1-0, Away: 0-0, Neutral: 0-0

| | | | |
|----------------|-----|---|--------|
| 12-2-1982..... | h10 | W | 76- 54 |
|----------------|-----|---|--------|

St. Francis, Pa. (2-0)

Home: 2-0, Away: 0-0, Neutral: 0-0

| | | | |
|-----------------|-----|---|--------|
| 12-13-1976..... | h10 | W | 74- 72 |
| 12-30-2006..... | h10 | W | 87- 43 |

St. John's (4-6)

Home: 1-0, Away: 0-0, Neutral: 3-6

| | | | | |
|---------------------|----------------|----|--------|--------|
| 3-16-1970..... | n1 | L | 55- 56 | |
| 12-28-1977..... | n2 | W | 73- 67 | |
| 12-29-1986..... | 18/nr ...15/16 | n3 | L | 53- 62 |
| 12-5-1990 (ot)..... | 20/20 ...17/18 | n4 | L | 72- 73 |
| 12-29-1993..... | 15/15 | n3 | W | 71- 69 |
| 12-28-1996..... | n3 | L | 55- 67 | |
| 11-28-1997..... | n5 | W | 77- 65 | |
| 12-21-2003..... | 5/6h10 | W | 79- 66 | |
| 11-30-2013..... | n6 | L | 58- 69 | |
| 12-1-2018..... | n7 | L | 73- 76 | |

n1-NIT quarterfinals (Madison Square Garden, New York, N.Y.); n2-Maryland Invitational (Cole Field House, College Park, Md.); n3-ECAC Holiday Festival (Madison Square Garden, New York, N.Y.); n4-ACC-Big East Challenge (Capital Centre, Landover, Md.); n5-Puerto Rico Shootout (Eugenio Guerra Sports Complex, Bayamon, P.R.); n6-Barclays Center Classic (Barclays Center, Brooklyn, N.Y.); n7-Miami Hoophall Invitational (American Airlines Arena, Miami, Fla.)

Saint Joseph's (0-2)

Home: 0-0, Away: 0-0, Neutral: 0-2

| | | | | |
|-----------------|-------|----|---|--------|
| 3-15-2001..... | 23/23 | n1 | L | 62- 66 |
| 11-17-2011..... | | n2 | L | 53- 66 |

n1-NCAA West Regional first round (Cox Arena, San Diego, Calif); n2-Charleston Classic (TD Arena, Charleston, S.C.)

n1-NCAA West Regional first round (Cox Arena, San Diego, Calif.); n2-Charleston Classic (TD Arena, Charleston, S.C.)

Saint Louis (7-3)

Home: 4-0, Away: 3-2, Neutral: 0-1

| | | | |
|-----------------|------------|-----|----------|
| 12-20-1949..... | a | L | 45- 59 |
| 12-27-1958..... | 16/nr..... | a | L 79- 90 |
| 1-14-1977..... | h10 | W | 71- 59 |
| 1-21-1978..... | a | W | 92- 79 |
| 1-28-1978..... | h10 | W | 57- 49 |
| 3-2-1985..... | 10/13..... | h10 | W 64- 54 |
| 12-2-1985..... | 2/na..... | a | W 62- 55 |
| 11-24-2001..... | n1 | L | 54- 67 |
| 2-16-2002..... | a | W | 60- 40 |
| 12-13-2003..... | 10/11..... | h13 | W 75- 62 |

n1-Las Vegas Invitational (Valley High School, Las Vegas, Nev.);
h1-Las Vegas Invitational (Las Vegas, Nev.);
h2-Chick-fil-A Peach Bowl Classic (Philips Arena, Atlanta, Ga.);
h3-2003-04 USA Outdoor Track & Field Championships (Olympic Stadium, Athens, Greece);
h4-2004-05 USA Outdoor Track & Field Championships (Olympic Stadium, Athens, Greece);
h5-2005-06 USA Outdoor Track & Field Championships (Olympic Stadium, Athens, Greece);
h6-2006-07 USA Outdoor Track & Field Championships (Olympic Stadium, Athens, Greece);
h7-2007-08 USA Outdoor Track & Field Championships (Olympic Stadium, Athens, Greece);
h8-2008-09 USA Outdoor Track & Field Championships (Olympic Stadium, Athens, Greece);
h9-2009-10 USA Outdoor Track & Field Championships (Olympic Stadium, Athens, Greece);
h10-2010-11 USA Outdoor Track & Field Championships (Olympic Stadium, Athens, Greece);
h11-2011-12 USA Outdoor Track & Field Championships (Olympic Stadium, Athens, Greece);
h12-2012-13 USA Outdoor Track & Field Championships (Olympic Stadium, Athens, Greece);
h13-2013-14 USA Outdoor Track & Field Championships (Olympic Stadium, Athens, Greece);
h14-2014-15 USA Outdoor Track & Field Championships (Olympic Stadium, Athens, Greece);
h15-2015-16 USA Outdoor Track & Field Championships (Olympic Stadium, Athens, Greece);
h16-2016-17 USA Outdoor Track & Field Championships (Olympic Stadium, Athens, Greece);
h17-2017-18 USA Outdoor Track & Field Championships (Olympic Stadium, Athens, Greece);
h18-2018-19 USA Outdoor Track & Field Championships (Olympic Stadium, Athens, Greece);
h19-2019-20 USA Outdoor Track & Field Championships (Olympic Stadium, Athens, Greece);
h20-2020-21 USA Outdoor Track & Field Championships (Olympic Stadium, Athens, Greece);
h21-2021-22 USA Outdoor Track & Field Championships (Olympic Stadium, Athens, Greece);
h22-2022-23 USA Outdoor Track & Field Championships (Olympic Stadium, Athens, Greece);
h23-2023-24 USA Outdoor Track & Field Championships (Olympic Stadium, Athens, Greece);
h24-2024-25 USA Outdoor Track & Field Championships (Olympic Stadium, Athens, Greece);
h25-2025-26 USA Outdoor Track & Field Championships (Olympic Stadium, Athens, Greece);
h26-2026-27 USA Outdoor Track & Field Championships (Olympic Stadium, Athens, Greece);
h27-2027-28 USA Outdoor Track & Field Championships (Olympic Stadium, Athens, Greece);
h28-2028-29 USA Outdoor Track & Field Championships (Olympic Stadium, Athens, Greece);
h29-2029-30 USA Outdoor Track & Field Championships (Olympic Stadium, Athens, Greece);
h30-2030-31 USA Outdoor Track & Field Championships (Olympic Stadium, Athens, Greece);
h31-2031-32 USA Outdoor Track & Field Championships (Olympic Stadium, Athens, Greece);
h32-2032-33 USA Outdoor Track & Field Championships (Olympic Stadium, Athens, Greece);
h33-2033-34 USA Outdoor Track & Field Championships (Olympic Stadium, Athens, Greece);
h34-2034-35 USA Outdoor Track & Field Championships (Olympic Stadium, Athens, Greece);
h35-2035-36 USA Outdoor Track & Field Championships (Olympic Stadium, Athens, Greece);
h36-2036-37 USA Outdoor Track & Field Championships (Olympic Stadium, Athens, Greece);
h37-2037-38 USA Outdoor Track & Field Championships (Olympic Stadium, Athens, Greece);
h38-2038-39 USA Outdoor Track & Field Championships (Olympic Stadium, Athens, Greece);
h39-2039-40 USA Outdoor Track & Field Championships (Olympic Stadium, Athens, Greece);
h40-2040-41 USA Outdoor Track & Field Championships (Olympic Stadium, Athens, Greece);
h41-2041-42 USA Outdoor Track & Field Championships (Olympic Stadium, Athens, Greece);
h42-2042-43 USA Outdoor Track & Field Championships (Olympic Stadium, Athens, Greece);
h43-2043-44 USA Outdoor Track & Field Championships (Olympic Stadium, Athens, Greece);
h44-2044-45 USA Outdoor Track & Field Championships (Olympic Stadium, Athens, Greece);
h45-2045-46 USA Outdoor Track & Field Championships (Olympic Stadium, Athens, Greece);
h46-2046-47 USA Outdoor Track & Field Championships (Olympic Stadium, Athens, Greece);
h47-2047-48 USA Outdoor Track & Field Championships (Olympic Stadium, Athens, Greece);
h48-2048-49 USA Outdoor Track & Field Championships (Olympic Stadium, Athens, Greece);
h49-2049-50 USA Outdoor Track & Field Championships (Olympic Stadium, Athens, Greece);
h50-2050-51 USA Outdoor Track & Field Championships (Olympic Stadium, Athens, Greece);
h51-2051-52 USA Outdoor Track & Field Championships (Olympic Stadium, Athens, Greece);
h52-2052-53 USA Outdoor Track & Field Championships (Olympic Stadium, Athens, Greece);
h53-2053-54 USA Outdoor Track & Field Championships (Olympic Stadium, Athens, Greece);
h54-2054-55 USA Outdoor Track & Field Championships (Olympic Stadium, Athens, Greece);
h55-2055-56 USA Outdoor Track & Field Championships (Olympic Stadium, Athens, Greece);
h56-2056-57 USA Outdoor Track & Field Championships (Olympic Stadium, Athens, Greece);
h57-2057-58 USA Outdoor Track & Field Championships (Olympic Stadium, Athens, Greece);
h58-2058-59 USA Outdoor Track & Field Championships (Olympic Stadium, Athens, Greece);
h59-2059-60 USA Outdoor Track & Field Championships (Olympic Stadium, Athens, Greece);
h60-2060-61 USA Outdoor Track & Field Championships (Olympic Stadium, Athens, Greece);
h61-2061-62 USA Outdoor Track & Field Championships (Olympic Stadium, Athens, Greece);
h62-2062-63 USA Outdoor Track & Field Championships (Olympic Stadium, Athens, Greece);
h63-2063-64 USA Outdoor Track & Field Championships (Olympic Stadium, Athens, Greece);
h64-2064-65 USA Outdoor Track & Field Championships (Olympic Stadium, Athens, Greece);
h65-2065-66 USA Outdoor Track & Field Championships (Olympic Stadium, Athens, Greece);
h66-2066-67 USA Outdoor Track & Field Championships (Olympic Stadium, Athens, Greece);
h67-2067-68 USA Outdoor Track & Field Championships (Olympic Stadium, Athens, Greece);
h68-2068-69 USA Outdoor Track & Field Championships (Olympic Stadium, Athens, Greece);
h69-2069-70 USA Outdoor Track & Field Championships (Olympic Stadium, Athens, Greece);
h70-2070-71 USA Outdoor Track & Field Championships (Olympic Stadium, Athens, Greece);
h71-2071-72 USA Outdoor Track & Field Championships (Olympic Stadium, Athens, Greece);
h72-2072-73 USA Outdoor Track & Field Championships (Olympic Stadium, Athens, Greece);
h73-2073-74 USA Outdoor Track & Field Championships (Olympic Stadium, Athens, Greece);
h74-2074-75 USA Outdoor Track & Field Championships (Olympic Stadium, Athens, Greece);
h75-2075-76 USA Outdoor Track & Field Championships (Olympic Stadium, Athens, Greece);
h76-2076-77 USA Outdoor Track & Field Championships (Olympic Stadium, Athens, Greece);
h77-2077-78 USA Outdoor Track & Field Championships (Olympic Stadium, Athens, Greece);
h78-2078-79 USA Outdoor Track & Field Championships (Olympic Stadium, Athens, Greece);
h79-2079-80 USA Outdoor Track & Field Championships (Olympic Stadium, Athens, Greece);
h80-2080-81 USA Outdoor Track & Field Championships (Olympic Stadium, Athens, Greece);
h81-2081-82 USA Outdoor Track & Field Championships (Olympic Stadium, Athens, Greece);
h82-2082-83 USA Outdoor Track & Field Championships (Olympic Stadium, Athens, Greece);
h83-2083-84 USA Outdoor Track & Field Championships (Olympic Stadium, Athens, Greece);
h84-2084-85 USA Outdoor Track & Field Championships (Olympic Stadium, Athens, Greece);
h85-2085-86 USA Outdoor Track & Field Championships (Olympic Stadium, Athens, Greece);
h86-2086-87 USA Outdoor Track & Field Championships (Olympic Stadium, Athens, Greece);
h87-2087-88 USA Outdoor Track & Field Championships (Olympic Stadium, Athens, Greece);
h88-2088-89 USA Outdoor Track & Field Championships (Olympic Stadium, Athens, Greece);
h89-2089-90 USA Outdoor Track & Field Championships (Olympic Stadium, Athens, Greece);
h90-2090-91 USA Outdoor Track & Field Championships (Olympic Stadium, Athens, Greece);
h91-2091-92 USA Outdoor Track & Field Championships (Olympic Stadium, Athens, Greece);
h92-2092-93 USA Outdoor Track & Field Championships (Olympic Stadium, Athens, Greece);
h93-2093-94 USA Outdoor Track & Field Championships (Olympic Stadium, Athens, Greece);
h94-2094-95 USA Outdoor Track & Field Championships (Olympic Stadium, Athens, Greece);
h95-2095-96 USA Outdoor Track & Field Championships (Olympic Stadium, Athens, Greece);
h96-2096-97 USA Outdoor Track & Field Championships (Olympic Stadium, Athens, Greece);
h97-2097-98 USA Outdoor Track & Field Championships (Olympic Stadium, Athens, Greece);
h98-2098-99 USA Outdoor Track & Field Championships (Olympic Stadium, Athens, Greece);
h99-2099-00 USA Outdoor Track & Field Championships (Olympic Stadium, Athens, Greece);
h00-2100-01 USA Outdoor Track & Field Championships (Olympic Stadium, Athens, Greece);
h01-2101-02 USA Outdoor Track & Field Championships (Olympic Stadium, Athens, Greece);
h02-2102-03 USA Outdoor Track & Field Championships (Olympic Stadium, Athens, Greece);
h03-2103-04 USA Outdoor Track & Field Championships (Olympic Stadium, Athens, Greece);
h04-2104-05 USA Outdoor Track & Field Championships (Olympic Stadium, Athens, Greece);
h05-2105-06 USA Outdoor Track & Field Championships (Olympic Stadium, Athens, Greece);
h06-2106-07 USA Outdoor Track & Field Championships (Olympic Stadium, Athens, Greece);
h07-2107-08 USA Outdoor Track & Field Championships (Olympic Stadium, Athens, Greece);
h08-2108-09 USA Outdoor Track & Field Championships (Olympic Stadium, Athens, Greece);
h09-2109-10 USA Outdoor Track & Field Championships (Olympic Stadium, Athens, Greece);
h10-2110-11 USA Outdoor Track & Field Championships (Olympic Stadium, Athens, Greece);
h11-2111-12 USA Outdoor Track & Field Championships (Olympic Stadium, Athens, Greece);
h12-2112-13 USA Outdoor Track & Field Championships (Olympic Stadium, Athens, Greece);
h13-2113-14 USA Outdoor Track & Field Championships (Olympic Stadium, Athens, Greece);
h14-2114-15 USA Outdoor Track & Field Championships (Olympic Stadium, Athens, Greece);
h15-2115-16 USA Outdoor Track & Field Championships (Olympic Stadium, Athens, Greece);
h16-2116-17 USA Outdoor Track & Field Championships (Olympic Stadium, Athens, Greece);
h17-2117-18 USA Outdoor Track & Field Championships (Olympic Stadium, Athens, Greece);
h18-2118-19 USA Outdoor Track & Field Championships (Olympic Stadium, Athens, Greece);
h19-2119-20 USA Outdoor Track & Field Championships (Olympic Stadium, Athens, Greece);
h20-2120-21 USA Outdoor Track & Field Championships (Olympic Stadium, Athens, Greece);
h21-2121-22 USA Outdoor Track & Field Championships (Olympic Stadium, Athens, Greece);
h22-2122-23 USA Outdoor Track & Field Championships (Olympic Stadium, Athens, Greece);
h23-2123-24 USA Outdoor Track & Field Championships (Olympic Stadium, Athens, Greece);
h24-2124-25 USA Outdoor Track & Field Championships (Olympic Stadium, Athens, Greece);
h25-2125-26 USA Outdoor Track & Field Championships (Olympic Stadium, Athens, Greece);
h26-2126-27 USA Outdoor Track & Field Championships (Olympic Stadium, Athens, Greece);
h27-2127-28 USA Outdoor Track & Field Championships (Olympic Stadium, Athens, Greece);
h28-2128-29 USA Outdoor Track & Field Championships (Olympic Stadium, Athens, Greece);
h29-2129-30 USA Outdoor Track & Field Championships (Olympic Stadium, Athens, Greece);
h30-2130-31 USA Outdoor Track & Field Championships (Olympic Stadium, Athens, Greece);
h31-2131-32 USA Outdoor Track & Field Championships (Olympic Stadium, Athens, Greece);
h32-2132-33 USA Outdoor Track & Field Championships (Olympic Stadium, Athens, Greece);
h33-2133-34 USA Outdoor Track & Field Championships (Olympic Stadium, Athens, Greece);
h34-2134-35 USA Outdoor Track & Field Championships (Olympic Stadium, Athens, Greece);
h35-2135-36 USA Outdoor Track & Field Championships (Olympic Stadium, Athens, Greece);
h36-2136-37 USA Outdoor Track & Field Championships (Olympic Stadium, Athens, Greece);
h37-2137-38 USA Outdoor Track & Field Championships (Olympic Stadium, Athens, Greece);
h38-2138-39 USA Outdoor Track & Field Championships (Olympic Stadium, Athens, Greece);
h39-2139-40 USA Outdoor Track & Field Championships (Olympic Stadium, Athens, Greece);
h40-2140-41 USA Outdoor Track & Field Championships (Olympic Stadium, Athens, Greece);
h41-2141-42 USA Outdoor Track & Field Championships (Olympic Stadium, Athens, Greece);
h42-2142-43 USA Outdoor Track & Field Championships (Olympic Stadium, Athens, Greece);
h43-2143-44 USA Outdoor Track & Field Championships (Olympic Stadium, Athens, Greece);
h44-2144-45 USA Outdoor Track & Field Championships (Olympic Stadium, Athens, Greece);
h45-2145-46 USA Outdoor Track & Field Championships (Olympic Stadium, Athens, Greece);
h46-2146-47 USA Outdoor Track & Field Championships (Olympic Stadium, Athens, Greece);
h47-2147-48 USA Outdoor Track & Field Championships (Olympic Stadium, Athens, Greece);
h48-2148-49 USA Outdoor Track & Field Championships (Olympic Stadium, Athens, Greece);
h49-2149-50 USA Outdoor Track & Field Championships (Olympic Stadium, Athens, Greece);
h50-2150-51 USA Outdoor Track & Field Championships (Olympic Stadium, Athens, Greece);
h51-2151-52 USA Outdoor Track & Field Championships (Olympic Stadium, Athens, Greece);
h52-2152-53 USA Outdoor Track & Field Championships (Olympic Stadium, Athens, Greece);
h53-2153-54 USA Outdoor Track & Field Championships (Olympic Stadium, Athens, Greece);
h54-2154-55 USA Outdoor Track & Field Championships (Olympic Stadium, Athens, Greece);
h55-2155-56 USA Outdoor Track & Field Championships (Olympic Stadium, Athens, Greece);
h56-2156-57 USA Outdoor Track & Field Championships (Olympic Stadium, Athens, Greece);
h57-2157-58 USA Outdoor Track & Field Championships (Olympic Stadium, Athens, Greece);
h58-2158-59 USA Outdoor Track & Field Championships (Olympic Stadium, Athens, Greece);
h59-2159-60 USA Outdoor Track & Field Championships (Olympic Stadium, Athens, Greece);
h60-2160-61 USA Outdoor Track & Field Championships (Olympic Stadium, Athens, Greece);
h61-2161-62 USA Outdoor Track & Field Championships (Olympic Stadium, Athens, Greece);
h62-2162-63 USA Outdoor Track & Field Championships (Olympic Stadium, Athens, Greece);
h63-2163-64 USA Outdoor Track & Field Championships (Olympic Stadium, Athens, Greece);
h64-2164-65 USA Outdoor Track & Field Championships (Olympic Stadium, Athens, Greece);
h65-2165-66 USA Outdoor Track & Field Championships (Olympic Stadium, Athens, Greece);
h66-2166-67 USA Outdoor Track & Field Championships (Olympic Stadium, Athens, Greece);
h67-2167-68 USA Outdoor Track & Field Championships (Olympic Stadium, Athens, Greece);
h68-2168-69 USA Outdoor Track & Field Championships (Olympic Stadium, Athens, Greece);
h69-2169-70 USA Outdoor Track & Field Championships (Olympic Stadium, Athens, Greece);
h70-2170-71 USA Outdoor Track & Field Championships (Olympic Stadium, Athens, Greece);
h71-2171-72 USA Outdoor Track & Field Championships (Olympic Stadium, Athens, Greece);
h72-2172-73 USA Outdoor Track & Field Championships (Olympic Stadium, Athens, Greece);
h73-2173-74 USA Outdoor Track & Field Championships (Olympic Stadium, Athens, Greece);
h74-2174-75 USA Outdoor Track & Field Championships (Olympic Stadium, Athens, Greece);
h75-2175-76 USA Outdoor Track & Field Championships (Olympic Stadium, Athens, Greece);
h76-2176-77 USA Outdoor Track & Field Championships (Olympic Stadium, Athens, Greece);
h77-2177-78 USA Outdoor Track & Field Championships (Olympic Stadium, Athens, Greece);
h78-2178-79 USA Outdoor Track & Field Championships (Olympic Stadium, Athens, Greece);
h79-2179-80 USA Outdoor Track & Field Championships (Olympic Stadium, Athens, Greece);
h80-2180-81 USA Outdoor Track & Field Championships (Olympic Stadium, Athens, Greece);
h81-2181-82 USA Outdoor Track & Field Championships (Olympic Stadium, Athens, Greece);
h82-2182-83 USA Outdoor Track & Field Championships (Olympic Stadium, Athens, Greece);
h83-2183-84 USA Outdoor Track & Field Championships (Olympic Stadium, Athens, Greece);
h84-2184-85 USA Outdoor Track & Field Championships (Olympic Stadium, Athens, Greece);
h85-2185-86 USA Outdoor Track & Field Championships (Olympic Stadium, Athens, Greece);
h86-2186-87 USA Outdoor Track & Field Championships (Olympic Stadium, Athens, Greece);
h87-2187-88 USA Outdoor Track & Field Championships (Olympic Stadium, Athens, Greece);
h88-2188-89 USA Outdoor Track & Field Championships (Olympic Stadium, Athens, Greece);
h89-2189-90 USA Outdoor Track & Field Championships (Olympic Stadium, Athens, Greece);
h90-2190-91 USA Outdoor Track & Field Championships (Olympic Stadium, Athens, Greece);
h91-2191-92 USA Outdoor Track & Field Championships (Olympic Stadium, Athens, Greece);
h92-2192-93 USA Outdoor Track & Field Championships (Olympic Stadium, Athens, Greece);
h93-2193-94 USA Outdoor Track & Field Championships (Olympic Stadium, Athens, Greece);
h94-2194-95 USA Outdoor Track & Field Championships (Olympic Stadium, Athens, Greece);
h95-2195-96 USA Outdoor Track & Field Championships (Olympic Stadium, Athens, Greece);
h96-2196-97 USA Outdoor Track & Field Championships (Olympic Stadium, Athens, Greece);
h97-2197-98 USA Outdoor Track & Field Championships (Olympic Stadium, Athens, Greece);
h98-2198-99 USA Outdoor Track & Field Championships (Olympic Stadium, Athens, Greece);
h99-2199-00 USA Outdoor Track & Field Championships (Olympic Stadium, Athens, Greece);
h00-2200-01 USA Outdoor Track & Field Championships (Olympic Stadium, Athens, Greece);
h01-2201-02 USA Outdoor Track & Field Championships (Olympic Stadium, Athens, Greece);
h02-2202-03 USA Outdoor Track & Field Championships (Olympic Stadium, Athens, Greece);
h03-2203-04 USA Outdoor Track & Field Championships (Olympic Stadium, Athens, Greece);
h04-2204-05 USA Outdoor Track & Field Championships (Olympic Stadium, Athens, Greece);
h05-2205-06 USA Outdoor Track & Field Championships (Olympic Stadium, Athens, Greece);
h06-2206-07 USA Outdoor Track & Field Championships (Olympic Stadium, Athens, Greece);
h07-2207-08 USA Outdoor Track & Field Championships (Olympic Stadium, Athens, Greece);
h08-2208-09 USA Outdoor Track & Field Championships (Olympic Stadium, Athens, Greece);
h09-2209-10 USA Outdoor Track & Field Championships (Olympic Stadium, Athens, Greece);
h10-2210-11 USA Outdoor Track & Field Championships (Olympic Stadium, Athens, Greece);
h11-2211-12 USA Outdoor Track & Field Championships (Olympic Stadium, Athens, Greece);
h12-2212-13 USA Outdoor Track & Field Championships (Olympic Stadium, Athens, Greece);
h13-2213-14 USA Outdoor Track & Field Championships (Olympic Stadium, Athens, Greece);
h14-2214-15 USA Outdoor Track & Field Championships (Olympic Stadium, Athens, Greece);
h15-2215-16 USA Outdoor Track & Field Championships (Olympic Stadium, Athens, Greece);
h16-2216-17 USA Outdoor Track & Field Championships (Olympic Stadium, Athens, Greece);
h17-2217-18 USA Outdoor Track & Field Championships (Olympic Stadium, Athens, Greece);
h18-2218-19 USA Outdoor Track & Field Championships (Olympic Stadium, Athens, Greece);
h19-2219-20 USA Outdoor Track & Field Championships (Olympic Stadium, Athens, Greece);
h20-2220-21 USA Outdoor Track & Field Championships (Olympic Stadium, Athens, Greece);
h21-2221-22 USA Outdoor Track & Field Championships (Olympic Stadium, Athens, Greece);
h22-2222-23 USA Outdoor Track & Field Championships (Olympic Stadium, Athens, Greece);
h23-2223-24 USA Outdoor Track & Field Championships (Olympic Stadium, Athens, Greece);
h24-2224-25 USA Outdoor Track & Field Championships (Olympic Stadium, Athens, Greece);
h25-2225-26 USA Outdoor Track & Field Championships (Olympic Stadium, Athens, Greece);
h26-2226-27 USA Outdoor Track & Field Championships (Olympic Stadium, Athens, Greece);
h27-2227-28 USA Outdoor Track & Field Championships (Olympic Stadium, Athens, Greece);
h28-2228-29 USA Outdoor Track & Field Championships (Olympic Stadium, Athens, Greece);
h29-2229-30 USA Outdoor Track & Field Championships (Olympic Stadium, Athens, Greece);
h30-2230-31 USA Outdoor Track & Field Championships (Olympic Stadium, Athens, Greece);
h31-2231-32 USA Outdoor Track & Field Championships (Olympic Stadium, Athens, Greece);
h32-2232-33 USA Outdoor Track & Field Championships (Olympic Stadium, Athens, Greece);
h33-2233-34 USA Outdoor Track & Field Championships (Olympic Stadium, Athens, Greece);
h34-2234-35 USA Outdoor Track & Field Championships (Olympic Stadium, Athens, Greece);
h35-2235-36 USA Outdoor Track & Field Championships (Olympic Stadium, Athens, Greece);
h36-2236-37 USA Outdoor Track & Field Championships (Olympic Stadium, Athens, Greece);
h37-2237-38 USA Outdoor Track & Field Championships (Olympic Stadium, Athens, Greece);
h38-2238-39 USA Outdoor Track & Field Championships (Olympic Stadium, Athens, Greece);
h39-2239-40 USA Outdoor Track & Field Championships (Olympic Stadium, Athens, Greece);
h40-2240-41 USA Outdoor Track & Field Championships (Olympic Stadium, Athens, Greece);
h41-2241-42 USA Outdoor Track & Field Championships (Olympic Stadium, Athens, Greece);
h42-2242-43 USA Outdoor Track & Field Championships (Olympic Stadium, Athens, Greece);
h43-2243-44 USA Outdoor Track & Field Championships (Olympic Stadium, Athens, Greece);
h44-2244-45 USA Outdoor Track & Field Championships (Olympic Stadium, Athens, Greece);
h45-2245-46 USA Outdoor Track & Field Championships (Olympic Stadium, Athens, Greece);
h46-2246-47 USA Outdoor Track & Field Championships (Olympic Stadium, Athens, Greece);
h47-2247-48 USA Outdoor Track & Field Championships (Olympic Stadium, Athens, Greece);
h48-2248-49 USA Outdoor Track & Field Championships (Olympic Stadium, Athens, Greece);
h49-2249-50 USA Outdoor Track & Field Championships (Olympic Stadium, Athens, Greece);
h50-2250-51 USA Outdoor Track & Field Championships (Olympic Stadium, Athens, Greece);
h51-2251-52 USA Outdoor Track & Field Championships (Olympic Stadium, Athens, Greece);
h52-2252-53 USA Outdoor Track & Field Championships (Olympic Stadium, Athens, Greece);
h53-2253-54 USA Outdoor Track & Field Championships (Olympic Stadium, Athens, Greece);
h54-2254-55 USA Outdoor Track & Field Championships (Olympic Stadium, Athens, Greece);
h55-2255-56 USA Outdoor Track & Field Championships (Olympic Stadium, Athens, Greece);
h56-2256-57 USA Outdoor Track & Field Championships (Olympic Stadium, Athens, Greece);
h57-2257-58 USA Outdoor Track & Field Championships (Olympic Stadium, Athens, Greece);
h58-2258-59 USA Outdoor Track & Field Championships (Olympic Stadium, Athens, Greece);
h59-2259-60 USA Outdoor Track & Field Championships (Olympic Stadium, Athens, Greece);
h60-2260-61 USA Outdoor Track & Field Championships (Olympic Stadium, Athens, Greece);
h61-2261-62 USA Outdoor Track & Field Championships (Olympic Stadium, Athens, Greece);
h62-2262-63 USA Outdoor Track & Field Championships (Olympic Stadium, Athens, Greece);
h63-2263-64 USA Outdoor Track & Field Championships (Olympic Stadium, Athens, Greece);
h64-2264-65 USA Outdoor Track & Field Championships (Olympic Stadium, Athens, Greece);
h65-2265-66 USA Outdoor Track & Field Championships (Olympic Stadium, Athens, Greece);
h66-2266-67 USA Outdoor Track & Field Championships (Olympic Stadium, Athens, Greece);
h67-2267-68 USA Outdoor Track & Field Championships (Olympic Stadium, Athens, Greece);
h68-2268-69 USA Outdoor Track & Field Championships (Olympic Stadium, Athens, Greece);
h69-2269-70 USA Outdoor Track & Field Championships (Olympic Stadium, Athens, Greece);
h70-2270-71 USA Outdoor Track & Field Championships (Olympic Stadium, Athens, Greece);
h71-2271-72 USA Outdoor Track & Field Championships (Olympic Stadium, Athens, Greece);
h72-2272-73 USA Outdoor Track & Field Championships (Olympic Stadium, Athens, Greece);
h73-2273-74 USA Outdoor Track & Field Championships (Olympic Stadium, Athens, Greece);
h74-2274-75 USA Outdoor Track & Field Championships (Olympic Stadium, Athens, Greece);
h75-2275-76 USA Outdoor Track & Field Championships (Olympic Stadium, Athens, Greece);
h76-2276-77 USA Outdoor Track & Field Championships (Olympic Stadium, Athens, Greece);
h77-2277-78 USA Outdoor Track & Field Championships (Olympic Stadium, Athens, Greece);
h78-2278-79 USA Outdoor Track & Field Championships (Olympic Stadium, Athens, Greece);
h79-2279-80 USA Outdoor Track & Field Championships (Olympic Stadium, Athens, Greece);
h80-2280-81 USA Outdoor Track & Field Championships (Olympic Stadium, Athens, Greece);
h81-2281-82 USA Outdoor Track & Field Championships (Olympic Stadium, Athens, Greece);
h82-2282-83 USA Outdoor Track & Field Championships (Olympic Stadium, Athens, Greece);
h83-2283-84 USA Outdoor Track & Field Championships (Olympic Stadium, Athens, Greece);
h84-2284-85 USA Outdoor Track & Field Championships (Olympic Stadium, Athens, Greece);
h85-2285-86 USA Outdoor Track & Field Championships (Olympic Stadium, Athens, Greece);
h86-2286-87 USA Outdoor Track & Field Championships (Olympic Stadium, Athens, Greece);
h87-2287-88 USA Outdoor Track & Field Championships (Olympic Stadium, Athens, Greece);
h88-2288-89 USA Outdoor Track & Field Championships (Olympic Stadium, Athens, Greece);
h89-2289-90 USA Outdoor Track & Field Championships (Olympic Stadium, Athens, Greece);
h90-2290-91 USA Outdoor Track & Field Championships (Olympic Stadium, Athens, Greece);
h91-2291-92 USA Outdoor Track & Field Championships (Olympic Stadium, Athens, Greece);
h92-2292-93 USA Outdoor Track & Field Championships (Olympic Stadium, Athens, Greece);
h93-2293-94 USA Outdoor Track & Field Championships (Olympic Stadium, Athens, Greece);
h94-2294-95 USA Outdoor Track & Field Championships (Olympic Stadium, Athens, Greece);
h95-2295-96 USA Outdoor Track & Field Championships (Olympic Stadium, Athens, Greece);
h96-2296-97 USA Outdoor Track & Field Championships (Olympic Stadium, Athens, Greece);
h97-2297-98 USA Outdoor Track & Field Championships (Olympic Stadium, Athens, Greece);
h98-2298-99 USA Outdoor Track & Field Championships (Olympic Stadium, Athens, Greece);
h99-2299-00 USA Outdoor Track & Field Championships (Olympic Stadium, Athens, Greece);
h00-2300-01 USA Outdoor Track & Field Championships (Olympic Stadium, Athens, Greece);
h01-2301-02 USA Outdoor Track & Field Championships (Olympic Stadium, Athens, Greece);
h02-2302-03 USA Outdoor Track & Field Championships (Olympic Stadium, Athens, Greece);
h03-2303-04 USA Outdoor Track & Field Championships (Olympic Stadium, Athens, Greece);
h04-2304-05 USA Outdoor Track & Field Championships (Olympic Stadium, Athens, Greece);
h05-2305-06 USA Outdoor Track & Field Championships (Olympic Stadium, Athens, Greece);
h06-2306-07 USA Outdoor Track & Field Championships (Olympic Stadium, Athens, Greece);
h07-2307-08 USA Outdoor Track & Field Championships (Olympic Stadium, Athens, Greece);
h08-2308-09 USA Outdoor Track & Field Championships (Olympic Stadium, Athens, Greece);
h09-2309-10 USA Outdoor Track & Field Championships (Olympic Stadium, Athens, Greece);
h10-2310-11 USA Outdoor Track & Field Championships (Olympic Stadium, Athens, Greece);
h11-2311-12 USA Outdoor Track & Field Championships (Olympic Stadium, Athens, Greece);
h12-2312-13 USA Outdoor Track & Field Championships (Olympic Stadium, Athens, Greece);
h13-2313-14 USA Outdoor Track & Field Championships (Olympic Stadium, Athens, Greece);
h14-2314-15 USA Outdoor Track & Field Championships (Olympic Stadium, Athens, Greece);
h15-2315-16 USA Outdoor Track & Field Championships (Olympic Stadium, Athens, Greece);
h16-2316-17 USA Outdoor Track & Field Championships (Olympic Stadium, Athens, Greece);
h17-2317-18 USA Outdoor Track & Field Championships (Olympic Stadium, Athens, Greece);
h18-2318-19 USA Outdoor Track & Field Championships (Olympic Stadium, Athens, Greece);
h19-2319-20 USA Outdoor Track & Field Championships (Olympic Stadium, Athens, Greece);
h20-2320-21 USA Outdoor Track & Field Championships (Olympic Stadium, Athens, Greece);
h21-2321-22 USA Outdoor Track & Field Championships (Olympic Stadium, Athens, Greece);
h22-2322-23 USA Outdoor Track & Field Championships (Olympic Stadium, Athens, Greece);
h23-2323-24 USA Outdoor Track & Field Championships (Olympic Stadium, Athens, Greece);
h24-2324-25 USA Outdoor Track & Field Championships (Olympic Stadium, Athens, Greece);
h25-2325-26 USA Outdoor Track & Field Championships (Olympic Stadium, Athens, Greece);
h26-2326-27 USA Outdoor Track & Field Championships (Olympic Stadium, Athens, Greece);
h27-2327-28 USA Outdoor Track & Field Championships (Olympic Stadium, Athens, Greece);
h28-2328-29 USA Outdoor Track & Field Championships (Olympic Stadium, Athens, Greece);
h29-2329-30 USA Outdoor Track & Field Championships (Olympic Stadium, Athens, Greece);
h30-2330-31 USA Outdoor Track & Field Championships (Olympic Stadium, Athens, Greece);
h31-2331-32 USA Outdoor Track & Field Championships (Olympic Stadium, Athens, Greece);
h32-2332-33 USA Outdoor Track & Field Championships (Olympic Stadium, Athens, Greece);
h33-2333-34 USA Outdoor Track & Field Championships (Olympic Stadium, Athens, Greece);
h34-2334-35 USA Outdoor Track & Field Championships (Olympic Stadium, Athens, Greece);
h35-2335-36 USA Outdoor Track & Field Championships (Olympic Stadium, Athens, Greece);
h36-2336-37 USA Outdoor Track & Field Championships (Olympic Stadium, Athens, Greece);
h37-2337-38 USA Outdoor Track & Field Championships (Olympic Stadium, Athens, Greece);
h38-2338-39 USA Outdoor Track & Field Championships (Olympic Stadium, Athens, Greece);
h39-2339-40 USA Outdoor Track & Field Championships (Olympic Stadium, Athens, Greece);
h40-2340-41 USA Outdoor Track & Field Championships (Olympic Stadium, Athens, Greece);
h41-2341-42 USA Outdoor Track & Field Championships (Olympic Stadium, Athens, Greece);
h42-2342-43 USA Outdoor Track & Field Championships (Olympic Stadium, Athens, Greece);
h43-2343-44 USA Outdoor Track & Field Championships (Olympic Stadium, Athens, Greece);
h44-2344-45 USA Outdoor Track & Field Championships (Olympic Stadium, Athens, Greece);
h45-2345-46 USA Outdoor Track & Field Championships (Olympic Stadium, Athens, Greece);
h46-2346-47 USA Outdoor Track & Field Championships (Olympic Stadium, Athens, Greece);
h47-2347-48 USA Outdoor Track & Field Championships (Olympic Stadium, Athens, Greece);
h48-2348-49 USA Outdoor Track & Field Championships (Olympic Stadium, Athens, Greece);
h49-2349-50 USA Outdoor Track & Field Championships (Olympic Stadium, Athens, Greece);
h50-2350-51 USA Outdoor Track & Field Championships (Olympic Stadium, Athens, Greece);
h51-2351-52 USA Outdoor Track & Field Championships (Olympic Stadium, Athens, Greece);
h52-2352-53 USA Outdoor Track & Field Championships (Olympic Stadium, Athens, Greece);
h53-2353-54 USA Outdoor Track & Field Championships (Olympic Stadium, Athens, Greece);
h54-2354-55 USA Outdoor Track & Field Championships (Olympic Stadium, Athens, Greece);
h55-2355-56 USA Outdoor Track & Field Championships (Olympic Stadium, Athens, Greece);
h56-2356-57 USA Outdoor Track & Field Championships (Olympic Stadium, Athens, Greece);
h57-2357-58 USA Outdoor Track & Field Championships (Olympic Stadium, Athens, Greece);
h58-2358-59 USA Outdoor Track & Field Championships (Olympic Stadium, Athens, Greece);
h59-2359-60 USA Outdoor Track & Field Championships (Olympic Stadium, Athens, Greece);
h60-2360-61 USA Outdoor Track & Field Championships (Olympic Stadium, Athens, Greece);
h61-2361-62 USA Outdoor Track & Field Championships (Olympic Stadium, Athens, Greece);
h62-2362-63 USA Outdoor Track & Field Championships (Olympic Stadium, Athens, Greece);
h63-2363-64 USA Outdoor Track & Field Championships (Olympic Stadium, Athens, Greece);
h64-2364-65 USA Outdoor Track & Field Championships (Olympic Stadium, Athens, Greece);
h65-2365-66 USA Outdoor Track & Field Championships (Olympic Stadium, Athens, Greece);
h66-2366-67 USA Outdoor Track & Field Championships (Olympic Stadium, Athens, Greece);
h67-2367-68 USA Outdoor Track & Field Championships (Olympic Stadium, Athens, Greece);
h68-2368-69 USA Outdoor Track & Field Championships (Olympic Stadium, Athens, Greece);
h69-2369-70 USA Outdoor Track & Field Championships (Olympic Stadium, Athens, Greece);
h70-2370-71 USA Outdoor Track & Field Championships (Olympic Stadium, Athens, Greece);
h71-2371-72 USA Outdoor Track & Field Championships (Olympic Stadium, Athens, Greece);
h72-2372-73 USA Outdoor Track & Field Championships (Olympic Stadium, Athens, Greece);
h73-2373-74 USA Outdoor Track & Field Championships (Olympic Stadium, Athens, Greece);
h74-237

n1-Las Vegas Invitational (Valley High School, Las Vegas, Nev.); n12-Chick-fil-A Peach Bowl Classic (Philips Arena, Atlanta, Ga.)

Saint Mary's (1-0)

Home: 0-0, Away: 0-0, Neutral: 1-0

| | | | |
|-----------------|----|---|--------|
| 11-25-2012..... | n1 | W | 65- 56 |
|-----------------|----|---|--------|

n1-DirectTV Classic (Anaheim, Calif)

St. Thomas, Pa. (0-2)

Home: 0-0, Away: 0-2, Neutral: 0-0

| | | | |
|-----------------|---|---|--------|
| 1-3-1930..... | a | L | 37- 39 |
| 12-30-1933..... | a | L | 31- 45 |

Samford (4-0)

Home: 3-0, Away: 1-0, Neutral: 0-0

| | | | |
|--------------------|-----|---|--------|
| 12-4-1948..... | a | W | 62- 42 |
| 1-3-1957..... | h10 | W | 95- 54 |
| 12-22-1969..... | h10 | W | 97- 76 |
| 2-3-1975 (ot)..... | h10 | W | 78- 75 |

Formerly Howard College

Sam Houston State (0-0)

Home: 0-0, Away: 0-0, Neutral: 0-0

| | | | |
|-----------------|-----|---|--------|
| 11-22-2016..... | h15 | ! | 81- 73 |
|-----------------|-----|---|--------|

San Diego State (0-1)

Home: 0-0, Away: 0-1, Neutral: 0-0

| | | | |
|----------------|---|---|--------|
| 3-23-2016..... | a | L | 56- 72 |
|----------------|---|---|--------|

*Post-season NIT

San Francisco (0-1)

Home: 0-0, Away: 0-1, Neutral: 0-0

| | | | |
|-----------------|---|---|--------|
| 12-28-1950..... | a | L | 47- 61 |
|-----------------|---|---|--------|

Santa Clara (0-1)

Home: 0-0, Away: 0-0, Neutral: 0-1

| | | | |
|-----------------|----|---|--------|
| 12-30-1995..... | n1 | L | 66- 71 |
|-----------------|----|---|--------|

n1-Cable Car Classic (San Jose [Calif.] Arena)

Savannah Athletic Club (1-0)

Home: 0-0, Away: 1-0, Neutral: 0-0

| | | | |
|-----------------|---|---|-------|
| 12-30-1923..... | a | W | 39- 9 |
|-----------------|---|---|-------|

Savannah JEA (2-0)

Home: 1-0, Away: 1-0, Neutral: 0-0

| | | | |
|-----------------|----|---|--------|
| 12-27-1928..... | a | W | 34- 26 |
| 1-14-1930..... | h7 | W | 36- 22 |

Savannah State (2-0)

Home: 1-0, Away: 1-0, Neutral: 0-0

| | | | |
|-----------------|-----|---|--------|
| 12-11-2010..... | h10 | W | 69- 59 |
| 12-10-2011..... | a | W | 65- 45 |

Seton Hall (2-1)

Home: 2-0, Away: 0-1, Neutral: 0-0

| | | | |
|-----------------|-----|---|--------|
| 11-24-1978..... | a | L | 73- 78 |
| 2-2-1980..... | h10 | W | 70- 69 |
| 3-11-1998..... | h10 | W | 88- 78 |

*Post-season NIT first round

Shorter (1-0)

Home: 1-0, Away: 0-0, Neutral: 0-0

| | | | |
|-------------------------|-----|---|--------|
| 11-5-2016 (exh/ot)..... | h14 | W | 95- 87 |
|-------------------------|-----|---|--------|

Siena (2-2)

Home: 1-0, Away: 0-2, Neutral: 0-0

| | | | |
|-----------------|-----|---|--------|
| 3-16-1994..... | a | L | 68- 76 |
| 12-2-2009..... | h10 | W | 74- 61 |
| 12-22-2010..... | a | L | 57- 62 |
| 11-23-2011..... | h14 | W | 72- 44 |

*Post-season NIT first round (Knickerbocker Arena, Albany, N.Y.)

University of the South (17-1)

Home: 12-0, Away: 4-1, Neutral: 1-0

| | | | |
|-----------------|-----|---|--------|
| 2-27-1925..... | n1 | W | 31- 14 |
| 1-17-1933..... | a | W | 38- 32 |
| 2-6-1933..... | h4 | W | 38- 26 |
| 1-20-1934..... | a | W | 40- 39 |
| 2-21-1934..... | h10 | W | 43- 27 |
| 3-2-1935..... | h4 | W | 42- 31 |
| 2-12-1936..... | h8 | W | 34- 16 |
| 2-15-1936..... | a | W | 58- 35 |
| 1-23-1937..... | a | W | 54- 32 |
| 2-10-1937..... | h8 | W | 36- 18 |
| 2-10-1938..... | h8 | W | 41- 31 |
| 2-8-1939..... | h9 | W | 37- 32 |
| 12-18-1954..... | h9 | W | 74- 57 |
| 1-6-1955..... | a | L | 66- 67 |
| 1-6-1965..... | h10 | W | 84- 71 |
| 12-2-1980..... | h10 | W | 45- 42 |
| 12-2-1981..... | h10 | W | 92- 56 |
| 12-13-1982..... | h10 | W | 85- 41 |

Formerly Seawanee
n1-SIC Tournament (City Auditorium, Atlanta, Ga.)

South Carolina (24-18)

Home: 12-8, Away: 10-8, Neutral: 2-2

| | | | |
|---------------------------|-----|---|--------|
| 2-25-1922..... | n1 | W | 34- 23 |
| 1-23-1926..... | h7 | L | 20- 26 |
| 2-13-1926..... | a | L | 19- 36 |
| 2-26-1927..... | n1 | L | 18- 32 |
| 1-10-1930..... | h7 | W | 31- 16 |
| 1-7-1931..... | h7 | L | 25- 30 |
| 2-21-1931..... | a | W | 41- 17 |
| 2-9-1938..... | h8 | W | 57- 35 |
| 2-26-1938..... | a | W | 51- 30 |
| 2-1-1939..... | a | W | 29- 25 |
| 2-21-1939..... | h9 | W | 38- 28 |
| 1-6-1940..... | a | L | 30- 34 |
| 12-29-1940 (ot)..... | n2 | W | 39- 34 |
| 12-31-1940..... | a | W | 44- 35 |
| 1-7-1941..... | h9 | W | 41- 34 |
| 1-10-1942..... | a | W | 35- 32 |
| 1-9-1943..... | h9 | W | 33- 23 |
| 2-2-1946..... | h9 | W | 55- 45 |
| 2-16-1946..... | a | L | 47- 63 |
| 12-14-1946..... | h9 | W | 51- 34 |
| 12-15-1951..... | a | W | 66- 64 |
| 12-28-1951..... | n3 | L | 63- 78 |
| 1-28-1952..... | h9 | L | 58- 67 |
| 12-12-1952..... | h9 | L | 61- 66 |
| 1-24-1953 (ot)..... | a | L | 66- 70 |
| 2-5-1953..... | a | L | 45- 50 |
| 2-18-1954..... | h9 | W | 58- 53 |
| 12-20-1954..... | h9 | L | 67- 69 |
| 2-19-1954 (ot)..... | a | W | 87- 84 |
| 2-18-1956..... | a | W | 79- 74 |
| 12-20-1956..... | h10 | L | 83- 90 |
| 12-7-1957..... | a | L | 64- 70 |
| 12-20-1958..... | h10 | W | 92- 62 |
| 12-10-1959.....na/15..... | a | W | 70- 64 |
| 1-3-1961..... | h10 | W | 85- 65 |
| 1-8-1964..... | h10 | W | 87- 73 |
| 2-13-1974.....14/14..... | h | L | 73- 82 |
| 3-1-1975..... | a | L | 47- 58 |
| 2-23-1976..... | h10 | L | 55- 63 |
| 2-19-1977..... | a | W | 47- 45 |
| 2-16-1983..... | a | L | 53- 61 |
| 2-16-1984..... | h10 | W | 68- 50 |
| 3-21-2016..... | a | W | 83- 66 |

SERIES HISTORY VS. ALL OPPONENTS

Southeast Atlanta All-Stars (2-0)

Home: 2-0, Away: 0-0, Neutral: 0-0

| | | | | |
|------------------|----------|---|-----|----|
| 11-10-2002 (exh) |h10 | W | 110 | 73 |
| 11-10-2003 (exh) |h10 | W | 112 | 75 |

Southeastern Louisiana (1-0)

Home: 1-0, Away: 0-0, Neutral: 0-0

| | | | | |
|------------|----------|---|----|----|
| 12-21-2015 |h15 | W | 75 | 62 |
|------------|----------|---|----|----|

Southern University (0-1)

Home: 0-0, Away: 0-0, Neutral: 0-1

| | | | | | |
|--|------------|---------|---|----|----|
| 3-19-1993 |18/20 |n1 | L | 78 | 93 |
| 11-14-2016 |h15 | ! | | 77 | 62 |
| n1-NCAA West Regional first round (McKale Center, Tucson, Ariz.) | | | | | |

Southern Bell (1-0)

Home: 1-0, Away: 0-0, Neutral: 0-0

| | | | | |
|-----------|----------|---|----|----|
| 1-28-1927 |h10 | W | 75 | 14 |
|-----------|----------|---|----|----|

Southern California (2-1)

Home: 1-0, Away: 0-1, Neutral: 1-0

| | | |
|--|---|--------|
| 3-21-1992.....6/6.....n1 | W | 79- 78 |
| 12-22-2008.....a | L | 57- 76 |
| 12-5-2009.....v/23.....h10 | W | 79- 53 |
| n1-NCAA Midwest Regional second round (Bradley Center, Milwaukee, Wis.) | | |

Southern Illinois (1-1)

Home: 1-0, Away: 0-1, Neutral: 0-0

| | | | | |
|-----------|----------|---|-----|----|
| 1-5-1970 |h10 | W | 100 | 71 |
| 1-30-1971 |a | L | 69 | 89 |

Southern Methodist (8-6)

Home: 6-0, Away: 1-6, Neutral: 1-0

| | | | |
|---------------------------|-----|---|--------|
| 12-21-1959.....na/12..... | a | L | 71- 80 |
| 12-9-1960.....na/12..... | h10 | W | 67- 64 |
| 12-1-1961..... | a | L | 55- 67 |
| 12-6-1962..... | h10 | W | 73- 65 |
| 12-17-1963..... | a | L | 75- 97 |
| 12-3-1964..... | h10 | W | 83- 75 |
| 12-4-1965..... | a | L | 73- 83 |
| 12-1-1966..... | h10 | W | 87- 70 |
| 12-4-1967..... | a | W | 77- 74 |
| 12-3-1968..... | h10 | W | 87- 59 |
| 12-10-1969..... | a | L | 66- 77 |
| 12-2-1970..... | h10 | W | 91- 77 |
| 12-18-1971..... | a | L | 70- 93 |
| 12-21-1986.....18/rr..... | n1 | W | 63- 54 |

n1-Suntory Ball (Aoyama College, Tokyo, Japan)

Southern Mississippi (2-2)

Home: 2-1, Away: 0-1, Neutral: 0-0

| | | | | |
|------------|----------|---|----|----|
| 1-31-1974 |h10 | L | 86 | 98 |
| 12-17-1974 |a | L | 86 | 94 |
| 2-19-1976 |h10 | W | 65 | 60 |
| 1-9-1978 |h10 | W | 94 | 65 |

Soviet National Team (2-2)

Home: 2-2, Away: 0-0, Neutral: 0-0

| | | | | |
|---------------------|----------|---|-----|----|
| 11-12-1986 (exh) |h10 | L | 78 | 96 |
| 11-5-1987 (exh) |h10 | L | 78 | 87 |
| 11-15-1989 (exh) |h10 | W | 103 | 88 |
| 11-15-1990 (exh/ot) |h10 | W | 99 | 92 |

Standard Oil (1-0)

Home: 0-0, Away: 0-0, Neutral: 1-0

| | | | | |
|------------|---------|---|----|----|
| 12-28-1927 |n1 | W | 47 | 20 |
|------------|---------|---|----|----|

n1-Savannah, Ga.

Stanford (1-2)

Home: 0-1, Away: 0-1, Neutral: 1-0

| | | | | |
|---|-----|------|-----|--------|
| 11-28-1986..... | n1 | W | 67- | 65 |
| 12-11-1999 (ot) | 3/3 | *h12 | L | 61- 64 |
| 12-19-2000..... | 3/3 | a1 | L | 66- 80 |
| n1-Central Fidelity Classic (Robins Center, Richmond, Va.); | | | | |
| *h12-Delta Air Lines Classic for Kids (Phillips Arena, Atlanta, Ga.); | | | | |
| a1-Stanford Invitational (Maples Pavilion, Stanford, Calif.) | | | | |

Stetson (1-1)

Home: 1-1, Away: 0-0, Neutral: 0-0

| | | | | |
|-----------|----------|---|----|----|
| 2-6-1920 |h6 | W | 44 | 33 |
| 2-17-1973 |h10 | L | 70 | 81 |

Stevens Tech (1-0)

Home: 0-0, Away: 1-0, Neutral: 0-0

| | | | | |
|------------|--------|---|----|----|
| 12-30-1929 |a | W | 37 | 25 |
|------------|--------|---|----|----|

Syracuse (5-5)

Home: 2-1, Away: 2-3, Neutral: 1-1

| | | | | | |
|---|--|--|--|--|--|
| All Home Games: 2-1 | | | | | |
| At McCamish Pavilion: 1-1 | | | | | |
| At Philips Arena: 1-0 | | | | | |
| At The Omni: 1-0 | | | | | |
| In Atlanta: 3-1 | | | | | |
| All Road Games: 2-3 | | | | | |
| At Carrier Dome: 2-3 | | | | | |
| As ACC members: 3-3 | | | | | |
| In the ACC Tournament: 0-0 | | | | | |
| All Neutral Games: 1-1 | | | | | |
| Under Bobby Cremins: 1-0 | | | | | |
| Under Paul Hewitt: 1-2 | | | | | |
| Under Brian Gregory: 1-2 | | | | | |
| Under Josh Pastner: 2-1 | | | | | |
| Vs. Jim Boeheim: 5-5 | | | | | |
| Longest Winning Streak: 2 games (1985-2001, 2018-present) | | | | | |
| Longest Losing Streak: 2 games (2002-10, 2015-16) | | | | | |
| Most Points Scored: 96 on 12-16-2001 | | | | | |
| Fewest Points Scored: 45 on 1-7-2015 | | | | | |
| Most Points Allowed: 92 on 12-21-2002 | | | | | |
| Fewest Points Allowed: 46 on 1-7-2015 | | | | | |
| Largest Margin of Victory: 17 on 3-17-1985 | | | | | |
| Largest Margin of Defeat: 29 on 3-4-2017 | | | | | |

- Tech has won three of seven meetings between the two teams since Syracuse joined the ACC and five of 11 meetings in the history of the series, which dates back to the 1986 NCAA Tournament.
- Tech and Syracuse have played home-and-away only once since the Orange joined the ACC, with each team winning at home during the 2016-17 season. Tech won the teams' only regular-season meeting in 2018-19 by a score of 73-59 at the Carrier Dome.
- Five of the seven meetings as ACC brethren have been decided by six points or fewer.
- Tech has won one of the three meetings between the two teams at McCamish Pavilion, including a 55-51 decision in the 2017-18 season.
- Tech has won twice in four visits to the Carrier Dome, including a 67-62 decision on March 4, 2014, with the Orange ranked No. 7 in the nation, the first meeting between the teams after Syracuse joined the ACC.
- Three of the first four games in the series were played on neutral courts, the first of which had the highest stakes, a second-round NCAA Tournament game at the Omni in Atlanta in 1985.
- The last meeting between the two teams before Syracuse joined the ACC occurred in the championship game of the Legends Classic in Atlantic City in 2010, and ninth-ranked Syracuse survived a 32-point effort by Brian Oliver (who later transferred to Seton Hall) to win, 80-76.
- Tech's first trip to the Carrier Dome came in December of 2003, when the Orange, led by freshmen Carmelo Anthony and Gerry McNamara, routed the Jackets with its freshman duo of Chris Bosh and Jarrett Jack, 92-65, and eventually won the national championship.
- Syracuse had never played on Tech's campus until the 2014-15 season, but the Yellow Jackets did host the 13th-ranked Orange in a Delta Air Lines Classic for Kids game at Philips Arena in 2001. Jim Boeheim missed the game due to prostate surgery and the Yellow Jackets won by 16.

All-Time Series Results

| | | | | | | |
|--|------------|------------|-----|-----|-----|----|
| 3-17-1985..... | 6/6..... | 15/15..... | n1 | W | 70- | 53 |
| 12-16-2001..... | 13/12..... | h12 | W | 96- | 80 | |
| 12-21-2002..... | a | L | 65- | 92 | | |
| 11-27-2010..... | 9/9..... | n2 | L | 76- | 80 | |
| 3-4-2014..... | 7/7..... | a | W | 67- | 62 | |
| 1-7-2015..... | h15 | L | 45- | 46 | | |
| 1-30-2016..... | a | L | 57- | 60 | | |
| 2-19-2017..... | h15 | ! | 71- | 65 | | |
| 3-4-2017..... | a | L | 61- | 90 | | |
| 1-31-2018..... | h15 | W | 55- | 51 | | |
| 1-12-2019..... | a | W | 73- | 59 | | |
| n1-NCAA East Regional second round (The Omni, Atlanta, Ga.); | | | | | | |
| *h12-Delta Air Lines Classic (Philips Arena, Atlanta, Ga.); | | | | | | |
| n2-Legends Classic (Boardwalk Hall, Atlantic City, N.J.) | | | | | | |

Tampa (2-1)

Home: 2-0, Away: 0-1, Neutral: 0-0

| | | | | |
|----------|----------|---|----|----|
| 1-2-1953 |a | L | 58 | 64 |
| 1-2-1969 |h10 | W | 98 | 77 |
| 2-26-71 |h10 | W | 99 | 72 |

Team Fokus (1-0)

Home: 1-0, Away: 0-0, Neutral: 0-0

| | | | | |
|------------------|----------|---|----|----|
| 11-11-2000 (exh) |h10 | W | 96 | 85 |
|------------------|----------|---|----|----|

Team Nike (2-0)

Home: 2-0, Away: 0-0, Neutral: 0-0

| | | | | |
|------------------|----------|---|-----|----|
| 11-19-2002 (exh) |h10 | W | 81 | 48 |
| 11-6-2003 (exh) |h10 | W | 100 | 89 |

Temple (2-3)

Home: 1-0, Away: 0-2, Neutral: 1-1

| | | | | |
|--|-----|---|-----|----|
| 1-3-1931 | a | L | 30- | 34 |
| 1-16-1990.....11/11 | h10 | W | 59- | 57 |
| 12-15-1990.....23/21 | a | L | 67- | 69 |
| 12-27-1993.....15/15.....4/4 | n1 | W | 57- | 51 |
| 12-7-1996..... | n2 | L | 58- | 76 |
| n1-ECAC Holiday Festival (Madison Square Garden, New York, N.Y.); n2-Coaches vs. Cancer Classic (Atlantic City [N.J.] Convention Center) | | | | |

Tennessee (28-45)

Home: 19-15, Away: 9-26, Neutral: 0-4

| | | | | | | |
|-----------------|------------|-------|-----|----|----|----|
| 2-19-1921 | | h4 | L | 28 | 29 | |
| 2-17-1922 | | a | L | 14 | 26 | |
| 1-20-1928 | | h7 | W | 31 | 26 | |
| 2-13-1928 | | a | W | 42 | 25 | |
| 2-13-1929 | | h7 | L | 25 | 30 | |
| 1-22-1930 | | a | L | 28 | 33 | |
| 1-24-1931 | | h7 | W | 49 | 29 | |
| 2-9-1931 | | a | W | 32 | 25 | |
| 2-4-1933 | | h4 | W | 37 | 23 | |
| 2-13-1933 | | a | L | 26 | 33 | |
| 2-24-1933 | | n1 | L | 24 | 30 | |
| 1-31-1934 | | h4 | L | 35 | 45 | |
| 2-12-1934 | | a | L | 21 | 23 | |
| 1-16-1935 | | h4 | L | 26 | 36 | |
| 2-18-1935 | | a | L | 30 | 34 | |
| 1-17-1936 | | h8 | W | 33 | 30 | |
| 2-24-1936 | | a | L | 21 | 33 | |
| 2-29-1940 | | n2 | L | 43 | 55 | |
| 1-27-1945 | | a | L | 26 | 44 | |
| 2-10-1945 | | h | W | 53 | 49 | |
| 3-3-1945 | | n3 | L | 37 | 41 | |
| 1-26-1946 | | h | L | 27 | 49 | |
| 2-9-1946 | | a | W | 38 | 34 | |
| 1-25-1947 | | h | W | 48 | 43 | |
| 2-7-1947 | | a | L | 28 | 40 | |
| 1-24-1948 | | h | L | 57 | 59 | |
| 2-6-1948 | | a | L | 46 | 49 | |
| 1-22-1949 | | h | L | 56 | 63 | |
| 2-5-1949 | | a | W | 72 | 71 | |
| 1-21-1950 | | h | W | 68 | 57 | |
| 2-4-1950 | | a | L | 56 | 69 | |
| 3-2-1950 | | n3 | L | 56 | 63 | |
| 2-3-1951 | | a | W | 71 | 57 | |
| 2-21-1951 | | h | W | 74 | 64 | |
| 1-26-1952 | | a | L | 56 | 69 | |
| 2-20-1952 | | h | L | 81 | 83 | |
| 1-17-1953 | | a | L | 67 | 89 | |
| 2-16-1953 | | h | L | 79 | 81 | |
| 1-30-1954 | | h | L | 61 | 68 | |
| 2-22-1954 | | a | L | 57 | 69 | |
| 1-29-1955 | | a | L | 58 | 79 | |
| 2-21-1955 |18/nr | | h | W | 83 | 77 |
| 1-28-1956 | | h | W | 73 | 72 | |
| 2-20-1956 | | a | L | 74 | 76 | |
| 1-26-1957 | | a | W | 84 | 77 | |
| 2-19-1957 | | h | W | 87 | 85 | |
| 1-25-1958 | | h | W | 82 | 79 | |
| 2-18-1958 | | a | L | 65 | 84 | |
| 1-24-1959 | | a | L | 71 | 84 | |
| 2-17-1959 | | h10 | W | 59 | 49 | |
| 1-23-1960 |6/6 | | h10 | W | 74 | 69 |
| 2-16-1960 |6/8 | | a | L | 56 | 57 |
| 1-28-1961 | | a | L | 60 | 65 | |
| 2-21-1961 | | h10 | W | 60 | 59 | |
| 1-27-1962 (ot) | | a | W | 66 | 65 | |
| 2-20-1962 | | h10 | W | 67 | 50 | |
| 1-26-1963 |7/6 | | h10 | W | 73 | 69 |
| 2-19-1963 |nr/10 | | a | W | 72 | 60 |
| 1-27-1964 | | a | L | 63 | 83 | |
| 2-18-1964 |nr/17 | | h10 | W | 47 | 45 |
| 12-7-1964 | | h10 | L | 52 | 66 | |
| 1-23-1965 |nr/13 | | a | L | 48 | 55 |
| 1-22-1966 |nr/20 | | a | L | 48 | 83 |
| 2-28-1966 | | h10 | L | 47 | 58 | |
| 2-1-1967 |nr/13 | | a | L | 48 | 59 |
| 2-20-1968 (2ot) |nr/11 | | h10 | L | 69 | 71 |
| 12-17-1968 | | a | L | 59 | 72 | |
| 12-15-2002 | | h13 | L | 69 | 72 | |

SERIES HISTORY VS. ALL OPPONENTS

Troy (4-2)

Home: 4-2, Away: 0-0, Neutral: 0-0

| | | |
|--------------------|---|--------|
| 11-30-1977.....h10 | W | 84- 69 |
| 1-13-1979.....h10 | W | 78- 54 |
| 1-12-1980.....h10 | L | 49- 64 |
| 2-11-1981.....h10 | L | 50- 54 |
| 12-17-2002.....h10 | W | 88- 66 |
| 12-29-2006.....h10 | W | 85- 55 |

Formerly Troy State

Tulane (37-33)

Home: 22-10, Away: 9-22, Neutral: 6-1

| | | |
|------------------------|-----|----------|
| 1-16-1909.....h10 | L | 15- 29 |
| 1-4-1926.....a | L | 18- 33 |
| 1-11-1926.....h10 | W | 31- 18 |
| 2-11-1927.....a | W | 38- 37 |
| 2-28-1930.....n1 | W | 53- 31 |
| 2-5-1938.....a | L | 22- 37 |
| 3-4-1938.....n2 | W | 44- 29 |
| 1-21-1939 (ot).....h10 | W | 32- 31 |
| 2-3-1940.....h10 | L | 25- 37 |
| 1-25-1941.....h10 | L | 20- 37 |
| 2-7-1942.....a | W | 52- 43 |
| 2-6-1943.....h10 | W | 60- 36 |
| 3-3-1944.....n3 | L | 55- 66 |
| 1-29-1945.....a | W | 47- 38 |
| 1-12-1946.....a | L | 45- 58 |
| 2-4-1946.....h10 | W | 59- 52 |
| 1-11-1947.....h10 | W | 58- 51 |
| 1-31-1947.....a | L | 45- 47 |
| 1-9-1948.....a | L | 29- 54 |
| 2-9-1948.....h10 | L | 55- 59 |
| 3-6-1948.....n3 | W | 50- 40 |
| 1-7-1949.....a | L | 52- 73 |
| 1-29-1949.....h10 | L | 49- 56 |
| 1-7-1950.....a | L | 62- 64 |
| 1-28-1950.....h10 | W | 59- 55 |
| 1-6-1951.....a | L | 45- 49 |
| 3-2-1951 (ot).....n3 | W | 63- 61 |
| 1-5-1952.....h10 | L | 58- 73 |
| 2-23-1953.....a | L | 55- 70 |
| 2-15-1954.....h10 | L | 57- 59 |
| 2-14-1955.....a | L | 48- 64 |
| 2-11-1956.....h10 | W | 79- 77 |
| 2-9-1957.....a | L | 67- 73 |
| 2-8-1958.....19/nr | h10 | W 69- 53 |
| 2-7-1959.....a | W | 77- 67 |
| 2-6-1960.....6/6 | h10 | W 74- 55 |
| 2-13-1961.....a | W | 81- 79 |
| 2-12-1962 (ot).....h10 | W | 77- 74 |
| 2-8-1963 (ot).....6/6 | a | L 69- 77 |
| 2-8-1964.....h10 | W | 92- 68 |
| 2-17-1966.....h10 | W | 99- 85 |
| 1-7-1967.....h10 | L | 91- 99 |
| 2-18-1967.....a | L | 71- 74 |
| 1-6-1968.....h10 | W | 100- 81 |
| 3-2-1968.....a | L | 77- 88 |
| 2-15-1969.....h10 | W | 90- 79 |
| 3-1-1969.....a | L | 77- 80 |
| 1-10-1970.....h10 | W | 78- 72 |
| 2-23-1970.....a | W | 86- 76 |
| 1-9-1971.....a | W | 77- 67 |
| 3-1-1971.....h10 | W | 102- 74 |
| 1-20-1972.....h10 | W | 94- 78 |
| 2-28-1972.....a | L | 74- 78 |
| 12-22-1972.....h10 | L | 68- 69 |
| 3-2-1973.....a | W | 87- 83 |
| 1-19-1974.....a | L | 90- 96 |
| 2-20-1974.....h10 | L | 70- 71 |
| 2-24-1975.....h10 | W | 74- 69 |
| 1-17-1976.....a | L | 58- 59 |
| 3-4-1976.....n4 | W | 74- 68 |
| 12-22-1976.....a | L | 57- 64 |
| 1-29-1977.....h10 | W | 89- 62 |
| 1-16-1978.....a | W | 75- 70 |
| 2-11-1978.....h10 | W | 63- 58 |
| 12-27-1990.....n5 | W | 95- 83 |
| 12-23-2001.....h10 | L | 69- 79 |
| 1-2-2003.....a | L | 66- 80 |
| 12-3-2011.....a | L | 52- 57 |
| 11-9-2012.....h15 | W | 79- 61 |
| 12-5-2015.....a | W | 76- 68 |
| 11-26-2016.....h15 | ! | 82- 68 |

n1-SIC Tournament (City Auditorium, Atlanta, Ga.); n2-SEC Tournament (Baton Rouge, La.); n3-SEC Tournament (Louisville, Ky.); n4-Metro Tournament (Freedom Hall, Louisville, Ky.); n5-Sugar Bowl Tournament (Louisiana Superdome, New Orleans, La.)

Turner Field (1-0)

Home: 1-0, Away: 0-0, Neutral: 0-0

| | | |
|-----------------|---|--------|
| 1-8-1942.....h9 | W | 49- 35 |
|-----------------|---|--------|

Tusculum (0-0)

Home: 0-0, Away: 0-0, Neutral: 0-0

| | | |
|------------------|---|--------|
| 2-7-2017.....h15 | ! | 96- 58 |
|------------------|---|--------|

UCLA (1-4)

Home: 0-0, Away: 0-2, Neutral: 1-2

| | | |
|----------------------|-----|-------------|
| 12-29-1966.....1/1 | a1 | L 72- 91 |
| 12-27-1969.....2/2 | a1 | L 90-121 |
| 12-2-2000.....n1 | W | 72- 67 |
| 11-22-2006.....19/19 | 5/5 | n2 L 73- 88 |
| 11-10-2017.....21/23 | n3 | L 60- 63 |

a1-Bruin Classic (Pauley Pavilion, Los Angeles, Calif.); n1-Wooden Classic (Arrowhead Pond, Anaheim, Calif.); n2-EA Sports Maui Invitational (Lahaina Civic Center, Lahaina, Maui, Hawaii); n3-Pac-12 China Game (Baoshan Arena, Shanghai, China)

U.S. Marines (0-1)

Home: 0-0, Away: 0-0, Neutral: 0-1

| | | |
|------------------------|---|--------|
| 12-8-1951 (exh).....n1 | L | 58- 90 |
|------------------------|---|--------|

n1-Paris Island, S.C.

USA Verich Reps (1-0)

Home: 1-0, Away: 0-0, Neutral: 0-0

| | | |
|--------------------------|---|---------|
| 11-16-1993 (exh).....h10 | W | 124-110 |
|--------------------------|---|---------|

Utah State (0-1)

Home: 0-0, Away: 0-0, Neutral: 0-1

| | | |
|----------------------|----|----------|
| 12-13-1960.....15/12 | n1 | L 62- 67 |
|----------------------|----|----------|

n1-Bluegrass Invitational (Freedom Hall, Louisville, Ky.)

Vanderbilt (33-40)

Home: 22-14, Away: 8-26, Neutral: 3-0

| | | |
|-----------------------|-----|----------|
| 2-6-1914.....h3 | L | 55- 41 |
| 1-30-1920.....h4 | L | 21- 39 |
| 2-27-1920.....a | L | 3- 32 |
| 1-24-1925.....h4 | L | 28- 37 |
| 1-15-1926.....a | L | 23- 27 |
| 1-21-1927.....h4 | W | 36- 29 |
| 2-10-1928.....a | W | 41- 31 |
| 1-19-1929.....a | W | 40- 28 |
| 2-2-1929.....h4 | W | 38- 15 |
| 2-1-1930.....h4 | W | 46- 25 |
| 2-7-1930.....a | W | 41- 37 |
| 1-16-1931.....h4 | W | 44- 37 |
| 2-5-1931.....a | L | 32- 45 |
| 1-16-1932.....h4 | W | 45- 27 |
| 1-18-1933.....a | L | 27- 38 |
| 1-6-1934.....h4 | L | 22- 24 |
| 2-9-1934.....a | L | 30- 38 |
| 1-25-1935 (ot).....h4 | L | 32- 33 |
| 2-8-1935.....a | L | 24- 53 |
| 1-18-1936.....a | L | 23- 42 |
| 2-8-1936.....h8 | L | 40- 42 |
| 2-28-1936.....n1 | W | 42- 37 |
| 1-16-1937.....h8 | W | 39- 27 |
| 2-13-1937.....a | W | 40- 30 |
| 1-15-1938.....h8 | W | 59- 25 |
| 2-12-1938.....a | W | 40- 35 |
| 3-5-1938.....n2 | W | 50- 18 |
| 1-14-1939.....h9 | W | 30- 24 |
| 2-11-1939.....a | L | 42- 49 |
| 1-13-1940.....h9 | W | 49- 43 |
| 2-10-1940.....a | W | 57- 39 |
| 1-18-1941.....h9 | W | 55- 48 |
| 2-15-1941.....a | L | 41- 54 |
| 1-17-1942.....h9 | L | 32- 39 |
| 2-14-1942.....a | W | 35- 27 |
| 1-16-1943.....h9 | W | 43- 29 |
| 2-13-1943.....a | L | 28- 52 |
| 3-2-1944.....n3 | W | 63- 51 |
| 2-10-1951.....a | L | 47- 65 |
| 2-19-1951.....h9 | L | 67- 69 |
| 2-2-1952.....a | L | 67- 92 |
| 2-18-1952.....h9 | L | 58- 83 |
| 1-10-1953.....a | L | 60- 72 |
| 1-26-1953.....h9 | W | 85- 79 |
| 1-11-1954.....h9 | L | 55- 63 |
| 1-23-1954.....19/nr | a | L 65- 84 |
| 1-10-1955.....h9 | L | 69- 71 |
| 1-22-1955.....a | L | 63- 83 |
| 1-9-1956.....4/nr | h9 | L 59- 72 |
| 1-21-1956.....5/6 | a | L 64- 67 |
| 1-7-1957.....9/11 | h10 | L 73- 81 |
| 1-19-1957.....10/10 | a | L 74- 93 |
| 1-18-1958.....h10 | W | 81- 60 |
| 3-1-1958.....a | L | 59- 60 |
| 1-17-1959.....nr/19 | h10 | W 80- 61 |

| | | |
|------------------------|-------|--------------|
| 2-28-1959.....a | W | 71- 67 |
| 1-16-1960 (ot).....h10 | W | 74- 66 |
| 2-27-1960.....6/8 | a | L 57- 62 |
| 1-21-1961.....h10 | L | 56- 69 |
| 3-4-1961.....nr/18 | a | L 59- 79 |
| 1-20-1962.....h10 | W | 71- 66 |
| 3-3-1962.....a | L | 74- 88 |
| 2-13-1963.....10/9 | h10 | W 69- 62 |
| 3-2-1963.....10/12 | a | L 74- 75 |
| 2-12-1964 (ot).....7/7 | h10 | W 75- 71 |
| 2-29-1964.....nr/13 | a | L 89-103 |
| 12-18-1993 (ot) 14/14 | 24/24 | h11 W 86- 77 |
| 1-3-2006.....h10 | W | 76- 67 |
| 12-9-2006.....25/nr | a | L 64- 73 |
| 12-1-2007.....a | L | 79- 92 |
| 12-6-2008.....h10 | W | 63- 51 |
| 12-21-2013.....a | L | 63- 76 |
| 12-20-2014.....h15 | W | 65- 60 |

*h11-Kuppenheimer Classic (Georgia Dome, Atlanta, Ga.); n1-SEC Tournament (Knoxville, Tenn.); n2-SEC Tournament (Baton Rouge, La.); n3-SEC Tournament (Louisville, Ky.)

Villanova (3-1)

Home: 0-0, Away: 0-0, Neutral: 3-1

| | | |
|--------------------|----|----------|
| 3-15-1986.....6/6 | n1 | W 66- 61 |
| 12-28-1990.....n2 | W | 99- 87 |
| 12-3-1991.....17/6 | n3 | W 80- 59 |
| 11-27-2015.....8/9 | n4 | L 52- 69 |

n1-NCAA Southeast Second Round (Assembly Center, Baton Rouge, La.); n2-Sugar Bowl Tournament (Louisiana Superdome, New Orleans, La.); n3-ACC-Big East Challenge (The Omni, Atlanta, Ga.); n4-NIT Season Tip-Off (Barclays Center, Brooklyn, N.Y.)

Virginia (40-42)

Home: 24-13, Away: 11-24, Neutral: 5-5

| | |
|----------------------------|-------------------|
| All Home Games: | 24-13 |
| At McCamish Pavilion: | 2-2 |
| At AMC: | 21-8 |
| At Georgia Dome: | 1-0 |
| At The Omni: | 1-3 |
| At Philips Arena: | 0-1 |
| In Atlanta: | 26-14 |
| All Road Games: | 11-24 |
| At John Paul Jones Arena: | 1-8 |
| At University Hall: | 10-16 |
| As ACC members: | 38-41 |
| In the ACC Tournament: | 5-5 |
| All Neutral Games: | 5-5 |
| Under Whack Hyder: | 1-1 |
| Under Dwane Morrison: | 1-4 |
| Under Bobby Cremins: | 24-20 |
| Under Paul Hewitt: | 11-8 |
| Under Brian Gregory: | 2-5 |
| Under Josh Pastner: | 0-4 |
| Vs. Tony Bennett: | 2-12 |
| Longest Winning Streak: | 9 games (1990-94) |
| Longest Losing Streak: | 8 games (1981-83) |
| Most Points Scored: | 105 on 2-14-1998 |
| Fewest Points Scored: | 28 on 1-22-2015 |
| Most Points Allowed: | 96 on 3-12-1983 |
| Fewest Points Allowed: | 46 on 1-21-1985 |
| Largest Margin of Victory: | 27 on 1-19-1991 |
| Largest Margin of Defeat: | 41 on 2-16-1981 |

• Virginia has won 13 of the last 15 meetings to move ahead 42-40 in the all-time series, which dates back to 1947.
• The Cavaliers have won the last five games in the series, including an 81-51 win in Charlottesville in the teams' only regular-season meeting in 2018-19.
• Tech is just 1-8 at John Paul Jones Arena and has lost on its last seven trips to Charlottesville.
• The Yellow Jackets were 10-16 against Virginia at University Hall, the Cavaliers' former homecourt, Tech's best winning percentage on any ACC foe's home court.
• Tech is 2-2 against Virginia in McCamish Pavilion and was 21-8 against the Cavaliers in Alexander Memorial Coliseum. Overall, the Yellow Jackets are 24-13 on all home courts and 26-14 in games played in the city of Atlanta.
• Since Tech joined the ACC, the Yellow Jackets are 38-41 against Virginia.
• Tech was 11-8 against Virginia under Paul Hewitt, including wins in all three meetings in Hewitt's first season of 2000-01. Josh Pastner is 0-5 vs. Virginia (one loss at Memphis), and Tony Bennett is 11-2 vs. Tech.
• Tech has averaged 53 points per game in 14 meetings against Bennett's Virginia teams, failing to reach 50 points in five of those games.
• Tech and Virginia have played to overtime seven times since the 1983-84 season, including a 72-71 triple-overtime win for Tech in Atlanta on Jan. 23, 1984, and an 88-85 double-overtime triumph for Virginia in Charlottesville on Jan. 22, 1995.

• In the ACC Tournament, Tech has won five of nine meetings, including a 70-61 Jacket victory in the 1990 final in Charlotte.

All-Time Series Results

| | | | |
|---|-------|-------|--------------|
| 12-20-1947..... | h9 | W | 51- 48 |
| 12-1-1969..... | h10 | W | 72- 49 |
| 1-16-1971..... | a1 | L | 84- 89 |
| 12-1-1979..... | 13/13 | a1 | L 37- 55 |
| 2-9-1980..... | 18/nr | h10 | W 62- 61 |
| 1-17-1981..... | 2/2 | a1 | L 48- 85 |
| 2-16-1981..... | 1/1 | h10 | L 42- 83 |
| 3-5-1981..... | 4/4 | n1 | L 47- 76 |
| 1-16-1982..... | 3/2 | h10 | L 60- 79 |
| 2-15-1982..... | 1/1 | a1 | L 52- 56 |
| 1-17-1983..... | 2/2 | h11 | L 52- 66 |
| 2-14-1983..... | 3/2 | a1 | L 69- 92 |
| 3-12-1983..... | 2/2 | n2 | L 67- 96 |
| 1-23-1984 (3ot)..... | h10 | W | 72- 71 |
| 2-7-1984..... | 18/nr | a1 | L 59- 91 |
| 1-21-1985..... | 17/15 | h10 | W 49- 46 |
| 2-16-1985..... | 6/5 | a1 | L 55- 62 |
| 3-8-1985..... | 9/11 | n2 | W 55- 48 |
| 1-4-1986..... | 6/6 | a1 | W 64- 61 |
| 2-15-1986..... | 5/5 | h10 | W 62- 55 |
| 1-22-1987..... | h11 | L | 58- 61 |
| 2-18-1987..... | a1 | L | 58- 60 |
| 3-6-1987..... | n1 | L | 54- 55 |
| 1-23-1988..... | a1 | L | 55- 58 |
| 2-25-1988..... | 20/16 | h10 | W 76- 71 |
| 2-6-1989..... | a1 | L | 71- 78 |
| 2-22-1989..... | h10 | W | 73- 65 |
| 1-21-1990 (ot) 11/11..... | a1 | L | 79- 81 |
| 2-22-1990..... | 8/6 | h10 | L 71- 73 |
| 3-11-1990..... | 14/13 | n3 | W 70- 61 |
| 1-19-1991..... | 14/15 | h10 | W 78- 51 |
| 2-19-1991..... | 20/19 | a1 | W 73- 60 |
| 1-14-1992..... | 16/14 | h10 | W 75- 71 |
| 2-22-1992..... | a1 | W | 52- 49 |
| 3-13-1992..... | n3 | W | 68- 56 |
| 1-23-1993..... | 16/16 | 7/10 | a1 W 75- 71 |
| 2-23-1993..... | 22/22 | h10 | W 73- 61 |
| 1-23-1994..... | 17/17 | h10 | W 74- 70 |
| 2-22-1994 (ot) 23/nr..... | a1 | L | 72- 73 |
| 1-22-1995 (2ot) 22/18..... | 18/19 | a1 | L 85- 88 |
| 2-22-1995..... | 24/22 | 14/14 | h10 L 60- 83 |
| 3-10-1995..... | 11/13 | n4 | L 67- 77 |
| 1-20-1996..... | h10 | W | 90- 70 |
| 2-21-1996..... | 23/22 | a1 | W 84- 75 |
| 1-22-1997..... | a1 | L | 64- 68 |
| 2-6-1997..... | h10 | W | 66- 53 |
| 1-15-1998..... | a1 | W | 83- 65 |
| 2-14-1998..... | h10 | W | 105- 86 |
| 1-23-1999..... | a1 | W | 77- 65 |
| 2-25-1999 (ot)..... | h10 | W | 74- 68 |
| 1-8-2000..... | a1 | L | 65- 83 |
| 2-9-2000..... | h10 | W | 68- 47 |
| 1-9-2001..... | 10/11 | a1 | W 73- 68 |
| 2-11-2001..... | 6/9 | h10 | W 62- 56 |
| 3-9-2001..... | 12/12 | n5 | W 74- 69 |
| 1-22-2002..... | 7/7 | h10 | L 65- 69 |
| 2-23-2002..... | 22/15 | a1 | W 82- 80 |
| 2-1-2003..... | h10 | W | 80- 60 |
| 3-5-2003..... | a1 | W | 90- 73 |
| 1-15-2004..... | 12/14 | h10 | W 75- 57 |
| 2-14-2004..... | 15/16 | a1 | L 80- 82 |
| 1-8-2005..... | 9/10 | h10 | W 92- 69 |
| 12-4-2005..... | h10 | W | 63- 54 |
| 2-24-2007..... | 24/n | a2 | L 69- 75 |
| 1-27-2008 (ot)..... | a2 | W | 92- 82 |
| 3-3-2008..... | h10 | L | 74- 76 |
| 3-13-2008..... | n6 | W | 94- 76 |
| 12-28-2008 (ot)..... | h10 | L | 84- 88 |
| 1-13-2010..... | 20/18 | a2 | L 75- 82 |
| 1-22-2011..... | a2 | L | 64- 72 |
| 2-23-2011..... | h10 | L | 56- 62 |
| 1-19-2012..... | 15/17 | h13 | L 38- 70 |
| 2-3-2013..... | h15 | W | 66- 60 |
| 2-24-2013..... | a2 | L | 54- 82 |
| 2-8-2014..... | h15 | L | 45- 64 |
| 1-22-2015..... | a2 | L | 28- 57 |
| 1-9-2016..... | 4/4 | h15 | W 68- 64 |
| 3-10-2016..... | 4/4 | n7 | L 52- 72 |
| 1-21-2017..... | 16/16 | a2 | L 49- 62 |
| 1-18-2018..... | 2/2 | h15 | L 48- 64 |
| 2-21-2018..... | 1/2 | a2 | L 54- 65 |
| 2-27-2019..... | 2/2 | a2 | L 51- 81 |
| a1-University Hall; a2-John Paul Jones Arena; n1-ACC Tournament (Capital Centre, Landover, Md.); n2-ACC Tournament (The Omni, Atlanta, Ga.); n3-ACC Tournament (Charlotte [N.C.] Coliseum); n4-ACC Tournament (Greensboro [N.C.] Coliseum); n5-ACC Tournament (Georgia Dome, Atlanta, Ga.); n6-ACC Tournament (Bobbie's Arena, Charlotte, N.C.); n7-ACC Tournament (Verizon Center, Washington, D.C.) | | | |

SERIES HISTORY VS. ALL OPPONENTS

Virginia Commonwealth (3-0)

Home: 2-0, Away: 0-0, Neutral: 1-0

| | | |
|----------------------------|---|--------|
| 12-29-2003.....3/3.....h10 | W | 86- 65 |
| 11-18-2011.....n1 | W | 73- 60 |
| 12-15-2015.....h15 | W | 77- 64 |
| 12-7-2016 (ot).....a | ! | 76- 73 |

n1-Charleston Classic (TD Arena, Charleston, S.C.)

Virginia Tech (6-20)

Home: 3-8, Away: 1-10, Neutral: 2-2

| |
|--|
| All Home Games: 3-8 |
| At AMC: 2-4 |
| At McCamish Pavilion: 1-4 |
| In Atlanta: 3-8 |
| In Blacksburg: 1-10 |
| At Cassell Coliseum: 1-10 |
| As ACC members: 5-16 |
| In the ACC Tournament: 1-1 |
| All Neutral Games: 2-2 |
| Under Whack Hyder: 1-1 |
| Under Dwane Morrison: 0-1 |
| Under Bobby Cremins: 0-1 |
| Under Paul Hewitt: 3-8 |
| Under Brian Gregory: 2-4 |
| Under Josh Pastner: 0-4 |
| Vs. Buzz Williams: 0-6 |
| Longest Winning Streak: 2 games (2013-14) |
| Longest Losing Streak: 6 games (2011-13, 2015-present) |
| Most Points Scored: 84 on 2-23-2008 |
| Fewest Points Scored: 15 on 2-14-1921 |
| Most Points Allowed: 102 on 2-13-2011 |
| Fewest Points Allowed: 31 on 2-14-1921 |
| Largest Margin of Victory: 19 on 3-11-2008 |
| Largest Margin of Defeat: 25 on 2-13-2011 |

- Virginia Tech has won 20 of 26 all-time meetings with Georgia Tech, including 16 of 21 as a member of the ACC.
- The Hokies have won the last six games of the series, four of which were decided in the final minute. Virginia Tech won the teams' first regular-season meeting of 2018-19, 52-49, at McCamish Pavilion.
- Tech's 64-54 win on Feb. 9, 2013 in Blacksburg is its only triumph at Cassell Coliseum in 10 tries.
- Tech has defeated Virginia Tech only three times in 11 meetings at home since the Hokies joined the ACC, and the Yellow Jackets received extraordinary performances by individuals to win two of those games. On Jan. 19, 2008, reserve guard Matt Causey came off the bench to hit seven threes and pour in 30 points in the Jackets' 81-70 victory. On Jan. 25, 2011, Inman Shumpert recorded the fourth triple-double in Tech history with 22 points, 12 rebounds and 11 assists in the Jackets' 72-57 win.
- The Hokies, led by future NBA star Dell Curry, held off the Jackets and their future All-Americans Mark Price and John Salley, 77-74, in the teams' first meeting, a first-round post-season NIT game, at Cassell Coliseum in 1984.
- The teams have split two ACC Tournament encounters, the Jackets capturing a 73-54 victory in the first round of the 2005 tournament in Washington, D.C., and the Hokies winning a 59-43 decision in the first round in 2011 in Greensboro.
- Georgia Tech's first victory over Virginia Tech occurred on Dec. 27, 1962, a 73-72 overtime triumph at the Gator Bowl Tournament that was part of an 11-0 start for the Yellow Jackets. Tech went on to finish the season 21-5. That remains the only meeting between the two teams when both were ranked in the nation's top 25.
- Both teams were members of the old Metro Conference, but not at the same time. Georgia Tech was a member for three seasons from 1975-76 through 1977-78 before leaving to join the ACC. Virginia Tech joined the league for the 1978-79 season.

All-Time Series Results

| | | |
|--|---|--------|
| 2-14-1921.....a | L | 15- 31 |
| 12-20-1957.....h10 | L | 59- 70 |
| 12-27-1962 (ot) nr/18.....nr/14.....n1 | W | 73- 72 |
| 12-22-1979.....n2 | L | 62- 67 |
| 3-10-1984.....a1 | L | 74- 77 |
| 1-22-2005.....12/15.....h10 | L | 69- 70 |
| 3-11-2005.....n3 | W | 73- 54 |
| 1-31-2006.....a | L | 62- 63 |
| 1-28-2007.....h10 | L | 65- 73 |
| 1-19-2008.....h10 | W | 81- 70 |
| 2-23-2008.....a | L | 84- 92 |
| 2-11-2009.....a | L | 71- 76 |
| 3-6-2010.....h10 | L | 82- 88 |
| 1-25-2011.....h10 | W | 72- 57 |
| 2-13-2011.....a | L | 77-102 |
| 3-10-2011.....n4 | L | 43- 59 |

| | | |
|---------------------------|---|--------|
| 2-18-2012 (ot).....a | L | 73- 74 |
| 1-12-2013 (ot).....h15 | L | 65- 70 |
| 2-9-2013.....a | W | 64- 54 |
| 3-8-2014.....h15 | W | 62- 51 |
| 2-9-2015.....a | L | 63- 65 |
| 1-16-2016.....h15 | L | 77- 78 |
| 1-18-2017.....a | L | 61- 62 |
| 2-17-2018.....h15 | L | 56- 76 |
| 1-9-2019.....9/7.....h15 | L | 49- 52 |
| 2-13-2019.....22/16.....a | L | 68- 76 |

n1-Gator Bowl Tournament (Jacksonville, Fla.); n2-Roanoke Times & World News Holiday Classic (Roanoke [Va.] Civic Center); n3-ACC Tournament (MCI Center, Washington, D.C.); n4-ACC Tournament (Greensboro Coliseum, Greensboro, N.C.); n1-NIT first round

VMI (6-2)

Home: 5-0, Away: 0-2, Neutral: 1-0

| | | |
|----------------------------|---|--------|
| 2-12-1921.....a | L | 16- 53 |
| 1-18-1965.....h10 | W | 82- 71 |
| 1-15-1966.....h10 | W | 86- 73 |
| 1-30-1968.....h10 | W | 90- 70 |
| 2-5-1969.....n1 | W | 87- 74 |
| 12-8-1975.....a | L | 53- 68 |
| 2-2-1976.....h10 | W | 66- 56 |
| 1-2-1993.....14/13.....h10 | W | 78- 52 |

n1-Salem, Va.

Wake Forest (43-40)

Home: 30-9, Away: 12-27, Neutral: 1-4

| |
|--|
| All Home Games: 30-9 |
| At AMC: 24-9 |
| At McCamish Pavilion: 5-0 |
| At Philips Arena: 1-0 |
| All Road Games: 12-27 |
| At Joel Coliseum: 8-20 |
| At Winston-Salem: 9-23 |
| At Greensboro (regular season): 2-3 |
| At Greensboro (all games): 2-4 |
| As ACC members: 42-38 |
| In the ACC Tournament: 0-4 |
| All Neutral Games: 1-4 |
| Under Whack Hyder: 0-2 |
| Under Dwane Morrison: 0-4 |
| Under Bobby Cremins: 22-18 |
| Under Paul Hewitt: 12-12 |
| Under Brian Gregory: 6-2 |
| Under Josh Pastner: 2-2 |
| Vs. Danny Manning: 4-3 |
| Longest Winning Streak: 12 games (1985-91) |
| Longest Losing Streak: 9 games (1965-83) |
| Most Points Scored: 112 on 3-8-2007 |
| Fewest Points Scored: 38 on 2-6-1982 |
| Most Points Allowed: 114 on 3-8-2007 |
| Fewest Points Allowed: 39 on 1-19-2011 |
| Largest Margin of Victory: 35 on 1-19-2011 |
| Largest Margin of Defeat: 30 on 2-7-1981 |

- Georgia Tech has a 43-40 lead in the all-time series and a 42-38 lead in games played since it became a member of the ACC.
- Tech has won eight of the last 11 meetings between the two teams, winning the teams' only regular-season game in 2018-19 by a 92-79 score at McCamish Pavilion.
- Tech has won its last 13 games against Wake Forest at home, dating back to an 80-76 Derron Deacon win on Feb. 22, 2004 when both teams were ranked in the top 20. The Jackets won the last seven meetings in Alexander Memorial Coliseum, a 69-62 decision at Philips Arena during the 2011-12 season, and all five meetings so far at McCamish Pavilion.
- Tech was 24-9 against Wake Forest in games played at Alexander Memorial Coliseum, and is 30-9 against the Demon Deacons in Atlanta.
- Tech made a sweep of the season series in 2010-11, setting school records in each game for margin of victory in an ACC game (74-39 at home on Jan. 19) and for margin of victory in an ACC road game (80-54 on Mar. 3). The Jackets also swept the Demon Deacons in 2012-13.
- The home team has won 38 of the last 49 regular-season games in the series, with Wake Forest winning four times in Atlanta during that span, and Tech winning seven times in Winston-Salem.
- Tech has lost 14 of the last 19 meetings at the Joel Coliseum, but has one of its better records in an opponent's building at 8-20. Tech is 12-27 against Wake Forest on the road, including a 2-3 mark in regular-season games played in Greensboro and a 2-4 mark in games played in Winston-Salem prior to the opening of Joel Coliseum.
- Tech is 40-29 against Wake Forest since 1985, including 12 straight victories from 1985-91.
- Wake Forest has won all four of its meetings with Georgia Tech in the ACC Tournament, including a 75-74 triumph in the 1996 championship game in Greensboro. Wake Forest took

the 2007 first round meeting, winning 114-112 in double-overtime, the highest-scoring game in ACC Tournament history and the highest-scoring game for Tech involving an ACC opponent in its history.

All-Time Series Results

| | | |
|--|---|---------|
| 12-29-1949.....n1 | W | 64- 57 |
| 1-12-1965.....h10 | L | 78- 97 |
| 1-8-1966.....a1 | L | 80- 96 |
| 1-26-1980.....h10 | L | 59- 67 |
| 2-16-1980.....a1 | L | 48- 49 |
| 1-3-1981.....8/8.....a1 | L | 61- 87 |
| 2-7-1981.....8/8.....h10 | L | 56- 86 |
| 1-2-1982.....nr/20.....h10 | L | 56- 74 |
| 2-6-1982.....13/16.....a2 | L | 38- 53 |
| 1-8-1983.....a2 | L | 53- 60 |
| 2-12-1983.....h10 | W | 70- 69 |
| 1-7-1984.....8/9.....h10 | W | 68- 66 |
| 2-2-1984 (ot).....18/nr.....15/15.....a1 | L | 74- 78 |
| 1-5-1985.....8/7.....a2 | L | 54- 68 |
| 2-10-1985.....10/7.....h10 | W | 94- 75 |
| 1-8-1986.....5/5.....h10 | W | 72- 58 |
| 2-19-1986.....5/5.....a1 | W | 59- 49 |
| 1-3-1987 (ot).....18/nr.....a1 | W | 65- 59 |
| 2-7-1987.....h10 | W | 83- 69 |
| 1-10-1988.....h10 | W | 78- 66 |
| 2-13-1988.....a2 | W | 78- 75 |
| 1-7-1989.....19/16.....a2 | W | 84- 75 |
| 2-11-1989.....h10 | W | 75- 70 |
| 1-6-1990.....12/12.....a | W | 91- 79 |
| 2-7-1990.....16/15.....h10 | W | 79- 70 |
| 1-6-1991.....24/nr.....h10 | W | 101- 91 |
| 2-9-1991.....a | L | 74- 86 |
| 1-18-1992.....16/14.....nr/24.....a | L | 72- 86 |
| 2-27-1992.....h10 | W | 80- 61 |
| 1-21-1993.....16/16.....h10 | L | 58- 81 |
| 2-20-1993.....10/11.....a | W | 69- 58 |
| 1-19-1994.....17/17.....a | L | 63- 67 |
| 2-19-1994.....25/nr.....h10 | W | 71- 69 |
| 3-11-1994.....n2 | L | 49- 74 |
| 1-17-1995.....22/18.....15/16.....h10 | W | 67- 65 |
| 2-18-1995.....20/17.....14/14.....a | L | 62- 73 |
| 1-17-1996.....6/6.....a | L | 63- 66 |
| 2-17-1996.....8/9.....h10 | W | 64- 63 |
| 3-10-1996.....18/18.....12/10.....n3 | L | 74- 75 |
| 1-8-1997.....2/2.....h10 | L | 63- 73 |
| 2-25-1997.....5/5.....a | L | 55- 71 |
| 1-10-1998.....h10 | W | 70- 63 |
| 2-11-1998.....a | W | 77- 76 |
| 1-16-1999.....h10 | W | 75- 61 |
| 2-16-1999.....a | L | 58- 67 |
| 1-27-2000.....h10 | L | 46- 60 |
| 2-27-2000.....a | L | 64- 76 |
| 1-13-2001 (ot).....6/6.....h10 | W | 95- 89 |
| 2-14-2001.....23/15.....a | L | 65- 81 |
| 1-26-2002.....21/16.....a | L | 74- 87 |
| 2-27-2002.....24/22.....h10 | W | 90- 77 |
| 3-8-2002.....n2 | L | 83- 92 |
| 1-19-2003.....a | L | 66- 73 |
| 2-20-2003.....h10 | L | 67- 75 |
| 1-20-2004.....11/13.....10/7.....a | W | 73- 66 |
| 2-22-2004.....18/16.....15/15.....h10 | L | 76- 80 |
| 1-27-2005 (ot).....22/21.....5/5.....h10 | W | 102-101 |
| 3-2-2005.....4/4.....a | L | 91- 98 |
| 1-18-2006.....a | L | 71- 86 |
| 2-25-2006.....h10 | W | 76- 61 |
| 1-30-2007.....a | L | 75- 85 |
| 2-21-2007.....h10 | W | 75- 61 |
| 3-8-2007 (2ot).....n4 | L | 112-114 |
| 2-6-2008.....a | W | 89- 83 |
| 3-1-2008 (ot).....h10 | W | 87- 79 |
| 1-31-2009.....6/4.....h10 | W | 76- 74 |
| 2-18-2009.....8/8.....a | L | 69- 87 |
| 1-28-2010.....22/22.....h10 | W | 79- 58 |
| 2-13-2010.....20/20.....a | L | 64- 75 |
| 1-19-2011.....h10 | W | 74- 39 |
| 3-3-2011.....a | W | 80- 54 |
| 2-15-2012.....a | L | 50- 59 |
| 3-3-2012.....h13 | W | 69- 62 |
| 1-26-2013.....h15 | W | 82- 62 |
| 2-16-2013.....a | W | 57- 56 |
| 2-1-2014.....a | W | 79- 70 |
| 1-10-2015.....a | L | 69- 76 |
| 2-7-2015.....h15 | W | 73- 59 |
| 2-10-2016.....h15 | W | 71- 66 |
| 2-4-2017.....a | L | 69- 81 |
| 2-14-2018.....a | L | 62- 79 |
| 3-3-2018.....h15 | W | 64- 56 |
| 1-5-2019.....h15 | W | 92- 79 |

n1-Dixie Classic (Reynolds Coliseum, Raleigh, N.C.); n2-ACC Tournament (Charlotte [N.C.] Coliseum); n3-ACC Tournament (Greensboro [N.C.] Coliseum); a1-Winston-Salem, N.C., Coliseum; n4-ACC Tournament (St. Pete Times Forum, Tampa, Fla.); a2-Greensboro [N.C.] Coliseum

Washington (2-1)

Home: 0-0, Away: 0-0, Neutral: 2-1

| | | |
|---------------------------------------|---|--------|
| 12-27-1984.....10/13.....11/12.....n1 | W | 65- 58 |
| 11-29-1998.....16/16.....n2 | L | 60- 76 |
| 11-26-1999.....n3 | W | 82- 65 |

n1-Rainbow Classic (Special Events Center, Honolulu, Hawaii);

n2-Big Island Invitational (Alook-Chinen Civic Auditorium, Hilo, Hawaii);

n3-Great Alaska Shootout (Sullivan Arena, Anchorage, Alaska)

West Chester State (1-0)

Home: 1-0, Away: 0-0, Neutral: 0-0

| | | |
|--------------------|---|--------|
| 12-16-1981.....h10 | W | 89- 60 |
|--------------------|---|--------|

West Virginia (2-1)

Home: 0-0, Away: 0-1, Neutral: 2-0

| | | |
|-------------------|---|--------|
| 12-31-1949.....n1 | W | 63- 48 |
| 2-7-1968.....a | L | 75- 79 |
| 11-28-1998.....n2 | W | 58- 53 |

n1-Dixie Classic (Reynolds Coliseum, Raleigh, N.C.); n2-Big Island Invitational (Alook-Chinen Civic Auditorium, Hilo, Hawaii)

West Virginia Tech (1-0)

Home: 1-0, Away: 0-0, Neutral: 0-0

| | | |
|-------------------|---|--------|
| 2-21-1980.....h10 | W | 67- 52 |
|-------------------|---|--------|

Western Carolina (6-1)

Home: 5-1, Away: 1-0, Neutral: 0-0

| | | |
|-----------------------------|---|---------|
| 1-11-1979.....a | W | 72- 50 |
| 2-1-1979.....h10 | W | 100- 75 |
| 1-9-1980.....h10 | W | 70- 60 |
| 11-28-1980.....h10 | L | 77- 88 |
| 12-2-1993.....16/17.....h10 | W | 77- 55 |
| 12-1-1994.....20/19.....h10 | W | 89- 63 |
| 1-13-1996.....h11 | W | 91- 78 |

Westminster (1-0)

Home: 0-0, Away: 0-0, Neutral: 1-0

| | | |
|-------------------|---|--------|
| 12-29-1955.....n1 | W | 65- 56 |
|-------------------|---|--------|

n1-Queen City Tournament (Buffalo, N.Y.)

William & Mary (6-1)

Home: 5-0, Away: 0-1, Neutral: 1-0

| | | |
|--------------------------|---|--------|
| 12-6-1961.....h10 | W | 72- 56 |
| 2-4-1963.....6/6.....h10 | W | 50- 49 |
| 12-21-1964.....h10 | W | 91- 73 |
| 12-22-1965.....h10 | W | 92- 73 |
| 12-20-1971.....h10 | W | 83- 71 |
| 12-18-1972.....a | L | 60- 63 |
| 12-29-1987.....n1 | W | 90- 59 |

n1-Cotton States Classic (The Omni, Atlanta, Ga.)

Winthrop (1-1)

Home: 1-0, Away: 0-0, Neutral: 0-1

| | | |
|--------------------|---|--------|
| 11-24-1997.....h10 | W | 95- 65 |
| 11-18-2007.....n1 | L | 73- 79 |

n1-Paradise Jam (St. Thomas, U.S. Virgin Islands)

Winston-Salem State (3-0)

Home: 3-0, Away: 0-0, Neutral: 0-0

| | | |
|----------------------------|---|--------|
| 1-3-2007.....h10 | W | 97- 46 |
| 11-14-2008.....h10 | W | 92- 47 |
| 12-29-2009.....w20.....h10 | W | 78- 43 |

Wisconsin (1-1)

Home: 1-0, Away: 0-0, Neutral: 0-1

| | | |
|-------------------|---|---------|
| 12-28-1963.....n1 | L | 84- 104 |
| 11-28-2001.....h1 | W | 62- 61 |

h1-ACC-Big Ten Challenge (AMC); n1-Milwaukee Classic (Milwaukee, Wis.)

Wisconsin-LaCrosse (1-0)

Home: 1-0, Away: 0-0, Neutral: 0-0

| | | |
|------------------|---|--------|
| 1-4-1974.....h10 | W | 73- 69 |
|------------------|---|--------|

Wittenberg (0-1)

Home: 0-0, Away: 0-1, Neutral: 0-0

| | | |
|------------------|---|----|
| 12-27-1926.....a | L | 37 |
|------------------|---|----|

SERIES HISTORY VS. ALL OPPONENTS

Wofford (13-3)

Home: 13-2, Away: 0-1, Neutral: 0-0

| | | | | |
|-----------------|-----|---|------|----|
| 1-14-1921..... | h10 | L | 18- | 20 |
| 2-10-1968..... | h10 | W | 97- | 67 |
| 1-17-1975..... | h10 | W | 75- | 74 |
| 1-31-1977..... | h10 | W | 81- | 37 |
| 12-17-1979..... | h10 | W | 84- | 64 |
| 12-20-1980..... | h10 | L | 44- | 49 |
| 11-29-1982..... | h10 | W | 116- | 72 |
| 1-19-1984..... | h10 | W | 78- | 44 |
| 11-22-1996..... | h10 | W | 74- | 49 |
| 1-3-1998..... | h10 | W | 90- | 58 |
| 12-16-1998..... | h10 | W | 76- | 63 |
| 12-22-1999..... | h10 | W | 80- | 70 |
| 11-17-2000..... | h10 | W | 92- | 49 |
| 12-21-2001..... | h10 | W | 79- | 70 |
| 12-1-2015..... | h15 | W | 77- | 61 |
| 12-22-2016..... | h15 | ! | 76- | 72 |
| 12-6-2017..... | a | L | 60- | 63 |

Wright State (0-1)

Home: 0-1, Away: 0-0, Neutral: 0-0

| | | | | |
|-----------------|-----|---|-----|----|
| 12-22-2017..... | h10 | L | 81- | 85 |
|-----------------|-----|---|-----|----|

Wyoming (1-0)

Home: 1-0, Away: 0-0, Neutral: 0-0

| | | | | |
|-----------------|-----|---|------|----|
| 12-22-1958..... | h10 | W | 110- | 78 |
|-----------------|-----|---|------|----|

Xavier (0-2)

Home: 0-0, Away: 0-1, Neutral: 0-1

| | | | | |
|----------------|----|---|-----|----|
| 2-16-1935..... | a | L | 19- | 38 |
| 1-2-1956..... | n1 | L | 67- | 92 |

n1-Queen City Tournament (Buffalo, N.Y.)

Yale (1-2)

Home: 0-1, Away: 0-0, Neutral: 0-1

| | | | | |
|-----------------|-----|---|-----|-----|
| 1-2-1968..... | h10 | L | 78- | 79 |
| 12-28-1973..... | n1 | L | 95- | 101 |
| 1-6-2018..... | h15 | W | 76- | 60 |

n1-Old Dominion Invitational (The Scope, Norfolk, Va.)

Young Harris (1-0)

Home: 1-0, Away: 0-0, Neutral: 0-0

| | | | | |
|----------------------|-----|---|-----|----|
| 11-1-2013 (exh)..... | h10 | W | 90- | 53 |
|----------------------|-----|---|-----|----|

Youngstown State (1-0)

Home: 1-0, Away: 0-0, Neutral: 0-0

| | | | | | |
|-----------------|-------|-----|---|------|----|
| 12-29-1992..... | 14/13 | h10 | W | 105- | 85 |
|-----------------|-------|-----|---|------|----|

Yugoslavian National Team (1-0)

Home: 1-0, Away: 0-0, Neutral: 0-0

| | | | | |
|-----------------------|-----|---|-----|----|
| 11-13-1988 (exh)..... | h10 | W | 77- | 74 |
|-----------------------|-----|---|-----|----|

TECH VS. THE CONFERENCES

America East

| | |
|------------------------|------------|
| Albany (N.Y.) | 1-0 |
| Binghamton | 0-0 |
| Hartford | 0-0 |
| Maine | 1-0 |
| Massachusetts-Lowell | 0-0 |
| Maryland-Baltimore Co. | 0-0 |
| New Hampshire | 0-0 |
| Stony Brook | 0-0 |
| Vermont | 0-0 |
| Total | 2-0 |

American Athletic

| | |
|--------------------------|--------------|
| Central Florida (UCF) | 0-0 |
| Cincinnati | 3-8 |
| Connecticut | 2-2 |
| East Carolina | 4-1 |
| Houston | 3-0 |
| Memphis | 4-3 |
| South Florida (USF) | 0-0 |
| Southern Methodist (SMU) | 8-6 |
| Temple | 2-3 |
| Tulane | 37-33 |
| Tulsa | 0-0 |
| Total | 62-56 |

Atlantic Coast

| | |
|----------------|----------------|
| Boston College | 14-12 |
| Clemson | 61-72 |
| Duke | 23-73 |
| Florida State | 28-42 |
| Louisville | 13-21 |
| Miami | 9-14 |
| North Carolina | 24-69 |
| NC State | 40-57 |
| Notre Dame | 10-10 |
| Pittsburgh | 8-4 |
| Syracuse | 5-5 |
| Virginia | 40-42 |
| Virginia Tech | 6-20 |
| Wake Forest | 43-40 |
| Total | 324-481 |

Atlantic Sun

| | |
|--------------------|-------------|
| Florida Gulf Coast | 0-0 |
| Jacksonville | 5-5 |
| Kennesaw State | 4-1 |
| Lipscomb | 0-0 |
| NIJT | 0-0 |
| North Florida | 0-0 |
| Stetson | 1-1 |
| Total | 10-7 |

Atlantic 10

| | |
|-------------------|--------------|
| Davidson | 9-3 |
| Dayton | 0-4 |
| Duquesne | 2-0 |
| Fordham | 3-1 |
| George Mason | 1-0 |
| George Washington | 3-0 |
| LaSalle | 1-1 |
| Massachusetts | 0-1 |
| Rhode Island | 1-0 |
| Richmond | 5-4 |
| St. Bonaventure | 3-1 |
| Saint Joseph's | 0-2 |
| Saint Louis | 7-3 |
| VCU | 3-0 |
| Total | 38-20 |

Big East

| | |
|--------------|--------------|
| Butler | 0-0 |
| Creighton | 0-0 |
| DePaul | 2-2 |
| Georgetown | 2-4 |
| Marquette | 3-4 |
| Providence | 0-0 |
| St. John's | 4-6 |
| Seton Hall | 2-1 |
| Villanova | 3-1 |
| Xavier | 0-2 |
| Total | 16-20 |

Big Sky

| | |
|--------------------|------------|
| Eastern Washington | 0-0 |
| Idaho | 0-0 |
| Idaho State | 3-1 |
| Montana | 0-0 |
| Montana State | 0-0 |
| North Dakota | 0-0 |
| Northern Arizona | 0-0 |
| Northern Colorado | 0-0 |
| Portland State | 0-0 |
| Sacramento State | 0-0 |
| Southern Utah | 0-0 |
| Weber State | 0-0 |
| Total | 3-1 |

Big South

| | |
|---------------------|-------------|
| Campbell | 2-0 |
| Charleston Southern | 6-1 |
| Gardner-Webb | 1-1 |
| High Point | 0-0 |
| Liberty | 0-0 |
| Longwood | 0-0 |
| UNC Asheville | 2-0 |
| Presbyterian | 9-0 |
| Radford | 1-0 |
| USC Upstate | 1-1 |
| Winthrop | 1-1 |
| Total | 23-4 |

Big Ten

| | |
|----------------|--------------|
| Illinois | 2-7 |
| Indiana | 0-2 |
| Iowa | 1-1 |
| Maryland | 36-40 |
| Michigan | 4-3 |
| Michigan State | 2-2 |
| Minnesota | 1-2 |
| Nebraska | 1-0 |
| Northwestern | 2-3 |
| Ohio State | 3-11 |
| Penn State | 1-3 |
| Purdue | 2-1 |
| Rutgers | 2-2 |
| Wisconsin | 1-1 |
| Total | 58-78 |

Big 12

| | |
|----------------|--------------|
| Baylor | 3-1 |
| Iowa State | 1-0 |
| Kansas | 1-5 |
| Kansas State | 0-0 |
| Oklahoma | 2-2 |
| Oklahoma State | 2-2 |
| Texas | 2-2 |
| TCU | 2-0 |
| Texas Tech | 3-3 |
| West Virginia | 2-1 |
| Total | 18-16 |

Big West

| | |
|----------------------|------------|
| UC-Davis | 0-0 |
| UC-Irvine | 0-0 |
| UC-Riverside | 0-0 |
| UC-Santa Barbara | 0-0 |
| Cal Poly | 0-0 |
| Cal State-Fullerton | 0-0 |
| Cal State-Northridge | 0-0 |
| Hawaii | 2-2 |
| Long Beach State | 0-0 |
| Total | 2-2 |

Colonial

| | |
|-----------------------|-------------|
| College of Charleston | 5-1 |
| Delaware | 0-0 |
| Drexel | 0-0 |
| Elon | 3-0 |
| Hofstra | 2-1 |
| James Madison | 2-0 |
| UNC Wilmington | 4-0 |
| Northeastern | 0-0 |
| Towson | 0-0 |
| William & Mary | 6-1 |
| Total | 22-3 |

Conference USA

| | |
|--------------------------|--------------|
| Alabama-Birmingham (UAB) | 0-0 |
| Charlotte | 8-1 |
| Florida Atlantic | 0-0 |
| Florida International | 0-0 |
| Louisiana Tech | 0-0 |
| Marshall | 0-0 |
| Middle Tennessee State | 0-0 |
| North Texas | 2-0 |
| Old Dominion | 2-0 |
| Rice | 10-5 |
| Southern Mississippi | 2-2 |
| Texas-El Paso (UTEP) | 1-2 |
| Texas-San Antonio | 0-0 |
| Western Kentucky | 0-0 |
| Total | 25-10 |

Horizon League

| | |
|-------------------|------------|
| Cleveland State | 0-0 |
| Detroit Mercy | 1-1 |
| Green Bay | 1-0 |
| Illinois-Chicago | 1-2 |
| Milwaukee | 0-0 |
| Northern Kentucky | 0-0 |
| Oakland | 0-0 |
| Valparaiso | 0-0 |
| Wright State | 0-1 |
| Youngstown State | 1-0 |
| Total | 4-4 |

Ivy League

| | |
|--------------|-------------|
| Brown | 1-0 |
| Columbia | 1-0 |
| Cornell | 4-0 |
| Dartmouth | 0-0 |
| Harvard | 1-0 |
| Pennsylvania | 2-4 |
| Princeton | 0-0 |
| Yale | 1-2 |
| Total | 10-6 |

Metro Atlantic

| | |
|--------------|-------------|
| Canisius | 1-1 |
| Fairfield | 0-0 |
| Iona | 2-1 |
| Manhattan | 1-1 |
| Marist | 4-0 |
| Monmouth | 1-0 |
| Niagara | 1-0 |
| Quinnipiac | 0-0 |
| Rider | 1-2 |
| St. Peter's | 0-0 |
| Siena | 2-2 |
| Total | 13-7 |

Mid-American

| | |
|-------------------|------------|
| Akron | 0-0 |
| Ball State | 0-0 |
| Bowling Green | 0-1 |
| Buffalo | 0-0 |
| Central Michigan | 1-0 |
| Eastern Michigan | 0-0 |
| Kent State | 0-0 |
| Miami (Ohio) | 0-0 |
| Northern Illinois | 0-0 |
| Ohio | 1-1 |
| Toledo | 0-0 |
| Western Michigan | 0-0 |
| Total | 2-2 |

Mid-Eastern Athletic

| | |
|------------------------|-------------|
| Bethune-Cookman | 1-0 |
| Coppin State | 1-0 |
| Delaware State | 3-0 |
| Florida A&M | 8-0 |
| Hampton | 0-0 |
| Howard | 3-0 |
| Maryland-Eastern Shore | 2-0 |
| Morgan State | 3-0 |
| Norfolk State | 0-0 |
| North Carolina A&T | 7-0 |
| North Carolina Central | 0-0 |
| Savannah State | 2-0 |
| South Carolina State | 2-0 |
| Total | 32-0 |

Missouri Valley

| | |
|-------------------|------------|
| Bradley | 0-3 |
| Drake | 0-0 |
| Evansville | 0-1 |
| Illinois State | 0-0 |
| Indiana State | 0-0 |
| Loyola-Chicago | 0-1 |
| Missouri State | 0-0 |
| Northern Iowa | 1-0 |
| Southern Illinois | 1-1 |
| Wichita State | 0-0 |
| Total | 2-6 |

Mountain West

| | |
|-----------------|------------|
| Air Force | 5-2 |
| Boise State | 0-0 |
| Colorado State | 1-0 |
| Fresno State | 0-0 |
| Nevada | 1-0 |
| UNLV | 0-2 |
| New Mexico | 0-0 |
| San Diego State | 0-1 |
| San Jose State | 0-0 |
| Utah State | 0-1 |
| Wyoming | 1-0 |
| Total | 8-6 |

Northeast

| | |
|---------------------------|------------|
| Bryant | 0-0 |
| Central Connecticut State | 0-0 |
| Fairleigh-Dickinson | 0-0 |
| LIU-Brooklyn | 0-1 |
| Mount St. Mary's | 2-1 |
| Robert Morris | 0-0 |
| Sacred Heart | 0-0 |
| St. Francis (N.Y.) | 1-0 |
| St. Francis (Pa.) | 2-0 |
| Wagner | 0-0 |
| Total | 5-2 |

Ohio Valley

| | |
|--------------------------|-------------|
| Austin Peay | 1-0 |
| Belmont | 0-0 |
| Eastern Kentucky | 0-0 |
| Eastern Illinois | 1-0 |
| Jacksonville State | 0-0 |
| Morehead State | 2-0 |
| Murray State | 1-1 |
| Southeast Missouri State | 0-0 |
| SIU-Edwardsville | 0-0 |
| Tennessee-Martin | 0-0 |
| Tennessee State | 4-0 |
| Tennessee Tech | 3-0 |
| Totals | 12-1 |

Pac-12

| | |
|---------------------|-------------|
| Arizona | 1-0 |
| Arizona State | 0-1 |
| California | 0-3 |
| UCLA | 1-4 |
| Colorado | 0-0 |
| Oregon | 1-1 |
| Oregon State | 0-0 |
| Southern California | 2-1 |
| Stanford | 1-2 |
| Utah | 0-0 |
| Washington | 2-1 |
| Washington State | 0-0 |
| Total | 8-13 |

Patriot League

| | |
|-------------------|-------------|
| American | 0-0 |
| Army | 1-0 |
| Boston University | 3-0 |
| Bucknell | 0-0 |
| Colgate | 1-0 |
| Holy Cross | 0-0 |
| Lafayette | 3-0 |
| Lehigh | 0-0 |
| Loyola (Md.) | 0-0 |
| Navy | 2-2 |
| Total | 10-2 |

Southeastern

| | |
|-------------------|----------------|
| Alabama | 28-41 |
| Arkansas | 5-1 |
| Auburn | 61-53 |
| Florida | 27-20 |
| Georgia | 105-90 |
| Kentucky | 15-56 |
| Louisiana State | 14-21 |
| Mississippi | 11-9 |
| Mississippi State | 16-13 |
| Missouri | 1-0 |
| South Carolina | 25-18 |
| Tennessee | 28-45 |
| Texas A&M | 2-0 |
| Vanderbilt | 33-40 |
| Total | 371-407 |

Southern

| | |
|----------------------|---------------|
| Chattanooga | 16-2 |
| East Tennessee State | 4-2 |
| Furman | 23-6 |
| Mercer | 28-17 |
| UNC Greensboro | 2-1 |
| Samford | 4-0 |
| The Citadel | 6-0 |
| VMI | 6-2 |
| Western Carolina | 6-1 |
| Wofford | 13-3 |
| Total | 108-34 |

Southland

| | |
|--------------------------|------------|
| Abilene Christian | 0-0 |
| Central Arkansas | 0-0 |
| Houston Baptist | 0-0 |
| Incarinate Word | 0-0 |
| Lamar | 1-0 |
| McNeese State | 0-0 |
| New Orleans | 1-0 |
| Nicholls State | 0-0 |
| Northwestern State | 0-0 |
| Sam Houston State | 1-0 |
| Southeastern Louisiana | 1-0 |
| Stephen F. Austin | 0-0 |
| Texas A&M-Corpus Christi | 0-0 |
| Total | 3-0 |

Southwestern Athletic

| | |
|--------------------------|-------------|
| Alabama A&M | 5-0 |
| Alabama State | 2-0 |
| Alcorn State | 2-0 |
| Arkansas-Pine Bluff | 3-0 |
| Grambling State | 1-1 |
| Jackson State | 2-0 |
| Mississippi Valley State | 1-0 |
| Prairie View A&M | 1-0 |
| Southern | 0-1 |
| Texas Southern | 0-0 |
| Total | 17-2 |

Summit League

| | |
|--------------------|------------|
| Denver | 0-0 |
| IPFW | 1-0 |
| IUPUI | 0-1 |
| Nebraska-Omaha | 0-0 |
| North Dakota State | 0-0 |
| Oral Roberts | 0-0 |
| South Dakota | 0-0 |
| South Dakota State | 0-0 |
| Western Illinois | 0-0 |
| Total | 1-1 |

Sun Belt

| | |
|----------------------|-------------|
| Appalachian State | 5-0 |
| Arkansas-Little Rock | 1-0 |
| Arkansas State | 0-0 |
| Coastal Carolina | 4-0 |
| Georgia Southern | 3-2 |
| Georgia State | 17-2 |
| Louisiana-Lafayette | 1-0 |
| Louisiana-Monroe | 0-0 |
| South Alabama | 0-0 |
| Texas-Arlington | 0-0 |
| Texas State | 0-0 |
| Troy | 4-2 |
| Total | 35-6 |

West Coast

| | |
|------------------|------------|
| Brigham Young | 1-0 |
| Gonzaga | 0-1 |
| Loyola Marymount | 1-0 |
| Pacific | 0-0 |
| Pepperdine | 2-0 |
| Portland | 0-0 |
| Saint Mary's | 1-0 |
| San Diego | 0-0 |
| San Francisco | 0-1 |
| Santa Clara | 0-1 |
| Total | 5-3 |

Western Athletic

| | |
|-----------------------------|------------|
| CSU-Bakersfield | 0-0 |
| Chicago State | 0-0 |
| Grand Canyon | 0-0 |
| Missouri-Kansas City (UMKC) | 0-0 |
| New Mexico State | 0-0 |
| Seattle | 0-0 |
| UT Rio Grande Valley | 2-1 |
| Utah Valley | 0-0 |
| Total | 2-1 |

Former Division I

| | |
|---------------------|-----|
| Birmingham Southern | 2-0 |
| Centenary | 3-0 |
| Winston-Salem State | 3-0 |

Non-Division I

| | |
|----------|-----|
| Tusculum | 0-0 |
|----------|-----|

Record totals indicate cumulative record against the current membership of the conference.

Records also reflect only games that counted on Georgia Tech's season record (excludes exhibition games).

MISCELLANEOUS HISTORY

Winning Streaks

Overall: 15 games, 12-2-85 (at St. Louis) through 1-21-86 (Duke). Ended by North Carolina (1-25-86)

Start of Season: 12 games, 11-18-03 (Louisiana-Lafayette) through 12-29-03 (VCU). Ended by Georgia (1-3-04)

Home: 16 games, 2-23-63 (Georgia) through 2-18-64 (Tennessee). Ended by Auburn (12-1-64).

Away: 5 games, 2-7-59 (Tulane) through 12-10-59 (South Carolina); 12-3-62 (Furman) through 1-12-63 (Mississippi); 2-23-70 (Tulane) through 1-9-71 (Tulane); 12-2-85 (St. Louis) through 1-18-86 (Clemson).

ACC: 9 games, 2-27-85 (North Carolina) through 1-21-86 (Duke). Ended by North Carolina (1-25-86).

ACC Home: 9 games, 3-2-95 (Florida State) through 3-3-96 (Clemson). Includes the Omni which was Tech's homecourt early in 1996 while AMC was being renovated

ACC at home: 8 games, 2-6-85 (Duke) through 3-2-86 (Clemson); 2-19-94 (Wake Forest) through 2-4-95 (Maryland).

ACC Away: 3 games, 1-23-85 (Clemson) through 2-2-85 (Maryland); 2-10-96 (North Carolina) through 2-28-96 (Florida State); 2-19-04 (Maryland) through 3-3-04 (Duke); 1-23-08 (NC State) through 2-6-08 (Wake Forest)

Record by Decade

| Period | +Yrs | Games | Won | Lost | Pct. |
|-----------------|------------|--------------|--------------|--------------|-------------|
| 1900-09 | 2 | 10 | 3 | 7 | .300 |
| 1910-19 | 2 | 16 | 8 | 8 | .500 |
| 1920-29 | 10 | 186 | 92 | 94 | .495 |
| 1930-39 | 10 | 175 | 96 | 79 | .549 |
| 1940-49 | 10 | 197 | 104 | 93 | .528 |
| 1950-59 | 10 | 248 | 110 | 138 | .444 |
| 1960-69 | 10 | 259 | 151 | 108 | .583 |
| 1970-79 | 10 | 270 | 132 | 138 | .489 |
| 1980-89 | 10 | 298 | 165 | 133 | .554 |
| 1990-99 | 10 | 316 | 188 | 128 | .595 |
| 2000-09 | 10 | 315 | 167 | 148 | .530 |
| 2010-19 | 10 | 330 | 138 | 170 | .485 |
| All-time | 104 | 2,620 | 1,354 | 1,244 | .525 |

+Actual number of seasons played during decade.

!Reflects 22 wins vacated by NCAA Committee on Infractions

Tech's Most Frequent Non-ACC Foes

(20 or more meetings)

| | |
|----------------------|--------|
| Alabama* | 28-41 |
| Auburn* | 61-53 |
| Florida* | 26-20 |
| Georgia* | 105-90 |
| Kentucky* | 15-56 |
| Louisville (pre-ACC) | 13-15 |
| Maryland+ | 36-40 |
| Mercer | 28-17 |
| Mississippi State* | 16-13 |
| South Carolina | 25-18 |
| Tennessee* | 28-45 |
| Tulane* | 137-33 |
| Vanderbilt* | 34-39 |

*denotes SEC member while Tech was also a member (1932-64)

+denotes ACC member while Tech was also a member (1979-2014)

Georgia Tech in Overtime

All Overtime Games: !62-59

Single Overtime Games: !52-48

| | | |
|----------|-------------------------------|----------|
| 3-17-06 | Georgia..... | W, 13-11 |
| 2-8-22 | Agoga Class..... | L, 25-26 |
| 1-13-25 | @Ft. McPherson (2 ot)..... | W, 28-26 |
| 1-8-27 | Auburn..... | W, 22-20 |
| 1-15-27 | @Georgia..... | W, 36-35 |
| 1-1-31 | @Manhattan..... | L, 26-32 |
| 1-25-35 | Vanderbilt..... | L, 32-33 |
| 2-23-35 | @Georgia..... | W, 49-39 |
| 1-21-39 | Tulane..... | W, 32-31 |
| 2-4-39 | @Florida..... | L, 29-33 |
| 2-21-40 | @Auburn..... | L, 38-39 |
| 12-29-40 | @South Carolina..... | L, 39-40 |
| 1-22-41 | @Clemson..... | L, 49-52 |
| 2-21-45 | Atlanta NAS..... | W, 51-47 |
| 1-26-49 | Georgia..... | L, 60-74 |
| 2-15-50 | @Georgia..... | L, 72-73 |
| 2-24-51 | Pennsylvania..... | L, 77-83 |
| 3-1-51 | Tulane..... | W, 63-61 |
| 1-24-53 | @South Carolina..... | L, 66-70 |
| 12-28-54 | Idaho State..... | W, 72-69 |
| 2-12-55 | @Louisiana State..... | W, 79-72 |
| 2-19-55 | @South Carolina..... | W, 87-84 |
| 2-26-55 | Georgia (2 ot)..... | L, 66-67 |
| 2-7-56 | @Auburn..... | L, 74-77 |
| 2-16-56 | @Georgia..... | W, 72-68 |
| 2-4-57 | Auburn..... | W, 76-67 |
| 12-14-57 | Texas Tech..... | L, 64-67 |
| 12-19-57 | Georgia..... | L, 68-69 |
| 2-1-58 | @Alabama (2 ot)..... | L, 72-74 |
| 2-24-58 | @Florida..... | W, 62-61 |
| 2-14-59 | Oklahoma City (3 ot)..... | W, 71-65 |
| 1-16-60 | Vanderbilt..... | W, 74-66 |
| 1-11-61 | @Georgia..... | W, 89-80 |
| 1-16-61 | @Mississippi St..... | L, 61-62 |
| 1-24-61 | @Auburn..... | W, 48-43 |
| 1-2-62 | Navy..... | L, 62-64 |
| 1-27-62 | @Tennessee..... | W, 66-65 |
| 2-12-62 | Tulane..... | W, 77-74 |
| 2-26-62 | @Florida..... | L, 75-82 |
| 12-3-62 | @Furman..... | W, 80-79 |
| 12-27-62 | Virginia Tech..... | W, 73-72 |
| 1-5-63 | @Kentucky (2 ot)..... | W, 86-85 |
| 1-12-63 | @Mississippi..... | W, 73-71 |
| 2-8-63 | @Tulane..... | L, 69-77 |
| 2-23-63 | Georgia..... | W, 66-58 |
| 12-16-63 | @Rice..... | L, 89-74 |
| 2-12-64 | Vanderbilt..... | W, 75-71 |
| 2-15-64 | Florida State..... | W, 77-73 |
| 12-21-66 | Auburn..... | W, 78-76 |
| 1-10-67 | @Furman..... | L, 68-69 |
| 2-20-68 | Tennessee (2 ot)..... | L, 69-71 |
| 3-25-71 | St. Bonaventure (2 ot) +..... | W, 76-71 |
| 1-6-73 | Hawaii..... | W, 85-83 |
| 2-5-73 | Florida..... | L, 85-87 |
| 3-7-74 | @Georgia..... | W, 97-95 |
| 12-28-74 | St. Bonaventure..... | W, 70-61 |
| 1-24-75 | Presbyterian..... | W, 89-84 |
| 2-3-75 | Samford..... | W, 78-75 |
| 2-16-79 | @Memphis State (2 ot)..... | W, 89-84 |
| 2-27-79 | East Carolina..... | L, 64-66 |
| 2-28-80 | Maryland..... | L, 49-51 |
| 1-23-84 | Virginia (3 ot)..... | W, 72-71 |
| 2-2-84 | @Wake Forest..... | L, 74-78 |
| 2-4-84 | Maryland (2 ot)..... | W, 71-70 |
| 2-4-86 | North Carolina..... | L, 77-78 |
| 11-29-86 | Richmond..... | L, 62-67 |
| 12-20-86 | Boston College..... | W, 65-62 |
| 1-3-87 | @Wake Forest..... | W, 65-59 |

Double Overtime Games: 6-11

Triple Overtime Games: 4-0

| | | |
|----------|----------------------------|------------|
| 3-5-88 | @Clemson (2 ot)..... | L, 94-97 |
| 1-22-89 | @Illinois (2 ot)..... | L, 92-103 |
| 3-4-89 | @Clemson..... | L, 79-81 |
| 1-21-90 | @Virginia..... | L, 79-81 |
| 2-17-90 | @NC State (2 ot)..... | W, 95-92 |
| 2-24-90 | @Notre Dame..... | W, 88-80 |
| 3-23-90 | Michigan State#..... | W, 81-80 |
| 12-5-90 | St. John's..... | L, 72-73 |
| 12-19-90 | Georgia (3 ot)..... | W, 112-105 |
| 2-5-92 | @Clemson..... | L, 78-95 |
| 2-29-92 | NC State..... | W, 98-88 |
| 3-27-92 | Memphis State#..... | L, 79-83 |
| 12-18-93 | Vanderbilt..... | W, 86-77 |
| 2-22-94 | @Virginia..... | L, 72-73 |
| 1-22-95 | @Virginia (2 ot)..... | L, 85-88 |
| 2-7-96 | Duke..... | W, 73-71 |
| 2-10-96 | @North Carolina..... | W, 92-83 |
| 2-25-96 | NC State..... | W, 92-83 |
| 12-4-97 | NC State..... | L, 69-71 |
| 2-8-98 | North Carolina (2 ot)..... | L, 100-107 |
| 3-16-98 | Georgetown+..... | W, 80-79 |
| 11-27-98 | West Virginia..... | W, 65-62 |
| 12-5-98 | Appalachian State..... | W, 74-72 |
| 12-13-98 | Georgia..... | W, 84-79 |
| 2-11-99 | @Florida State (3 ot)..... | W, 111-108 |
| 2-25-99 | Virginia..... | W, 74-68 |
| 12-11-99 | Stanford..... | L, 61-64 |
| 3-1-00 | @North Carolina..... | L, 72-74 |
| 1-13-01 | Wake Forest..... | W, 95-89 |
| 1-3-04 | @Georgia (2 ot)..... | L, 80-83 |
| 3-1-04 | Kansas#..... | W, 79-71 |
| 1-1-05 | Kansas..... | L, 68-70 |
| 1-27-05 | Wake Forest..... | W, 102-101 |
| 2-18-06 | @Maryland..... | L, 84-87 |
| 3-8-07 | Wake Forest (2 ot)*..... | L, 112-114 |
| 1-27-08 | @Virginia..... | W, 92-82 |
| 3-1-08 | Wake Forest..... | W, 87-79 |
| 11-22-08 | @Mercer..... | W, 82-76 |
| 12-28-08 | Virginia..... | L, 84-88 |
| 1-17-09 | @NC State..... | L, 71-76 |
| 1-20-09 | Boston College..... | L, 76-80 |
| 11-20-09 | Florida State..... | L, 59-66 |
| 1-2-11 | Charlotte (2 ot)..... | L, 83-86 |
| 2-18-12 | Virginia Tech..... | L, 73-74 |
| 1-12-13 | Virginia Tech..... | L, 65-70 |
| 1-26-14 | @NC State..... | L, 78-80 |
| 3-12-14 | Boston College*..... | W, 73-70 |
| 3-13-14 | Clemson*..... | L, 65-69 |
| 1-3-15 | @Notre Dame (2 ot)..... | L, 76-83 |
| 1-31-15 | NC State..... | L, 80-81 |
| 2-28-15 | @Clemson..... | L, 63-70 |
| 3-9-16 | Clemson*..... | W, 88-85 |
| 12-7-16 | @VCU..... | L, 76-73 |
| 2-4-18 | @Boston College..... | L, 72-80 |

Georgia Tech's longest stretch of regulation games without an overtime is 103, from Feb. 7, 1975 vs. NC State through Jan. 13, 1979 vs. Troy State, inclusive.

!Win vacated by NCAA Committee on Infractions

Most overtime games in one season: 6 in 1962-63

NCAA Tournament

+ Post-Season NIT

*ACC Tournament

MISCELLANEOUS HISTORY

Tech at Off-Campus Atlanta Venues

State Farm (Philips) Arena

| | | |
|----------|----------------------------|---------------|
| 12-1-99 | Michigan ² | L, 77-80 |
| 12-11-99 | Stanford ¹ (ot) | L, 61-64 (ot) |
| 12-9-00 | Kentucky ¹ | W, 86-84 |
| 12-16-01 | Syracuse ¹ | W, 96-80 |
| 12-15-02 | Tennessee ¹ | L, 69-70 |
| 12-13-03 | Saint Louis ¹ | W, 75-62 |
| 12-11-04 | Air Force ¹ | W, 64-42 |
| 11-29-11 | Northwestern | L, 60-76 |
| 1-3-12 | Alabama | L, 48-73 |
| 1-7-12 | Duke | L, 74-81 |
| 1-19-12 | Virginia | L, 38-70 |
| 1-24-12 | Miami | L, 49-64 |
| 2-4-12 | Boston College | W, 51-47 |
| 2-9-12 | NC State | L, 52-61 |
| 2-21-12 | Clemson | L, 37-56 |
| 2-25-12 | Maryland | W, 63-61 |
| 3-3-12 | Boston College | W, 69-62 |
| 3-8-12 | Miami ⁴ | L, 36-54 |

Infinite Energy Center

| | | |
|----------|----------------|----------|
| 11-11-11 | Florida A&M | W, 92-59 |
| 11-14-11 | Delaware State | W, 70-52 |
| 11-23-11 | Siena | W, 72-44 |
| 12-19-11 | Alabama A&M | W, 65-54 |
| 12-22-11 | Mercer | L, 59-66 |

Georgia Dome

| | | |
|----------|-------------------------|----------|
| 12-19-92 | Louisville ¹ | W, 87-85 |
| 12-18-93 | Vanderbilt ¹ | W, 86-77 |
| 12-17-94 | Louisville ¹ | L, 72-77 |
| 11-15-95 | Manhattan ³ | W, 87-67 |
| 11-17-95 | Oklahoma ³ | W, 83-72 |
| 12-16-95 | Louisville ¹ | W, 88-77 |

| | | |
|----------|-----------------------------|----------|
| 12-21-96 | Kentucky ¹ | L, 59-88 |
| 12-20-97 | Louisville ¹ | W, 94-86 |
| 12-13-98 | Kentucky ¹ | L, 39-80 |
| 3-9-01 | Virginia ⁴ | W, 74-69 |
| 3-10-01 | North Carolina ⁴ | L, 63-70 |
| 2-11-07 | Connecticut | W, 65-52 |
| 3-12-09 | Clemson ⁴ | W, 86-81 |
| 3-13-09 | Florida State ⁴ | L, 62-64 |

¹Chick-fil-A Classic for Kids; ²ACC-Big Ten Challenge;

³Pre-Season NIT; ⁴ACC Tournament

Tech at Non-Power 5 Venues Since 2000

| Date | Opponent | Conference | Result |
|----------|------------------|------------|---------------|
| 12/6/17 | Wofford | SoCon | L, 60-63 |
| 12/7/16 | VCU | A-10 | L, 76-73 (ot) |
| 12/5/15 | Tulane | C-USA | W, 76-68 |
| 12/23/14 | Dayton | A-10 | L, 61-75 |
| 12/29/13 | Charlotte | A-10 | W, 58-55 |
| 12/29/11 | Fordham | A-10 | L, 66-72 |
| 12/10/11 | Savannah State | MEAC | W, 65-45 |
| 12/3/11 | Tulane | C-USA | L, 52-57 |
| 12/22/10 | Siena | MAAC | L, 57-62 |
| 11/15/10 | Kennesaw State | A-Sun | L, 63-80 |
| 1/2/10 | Charlotte | A-10 | W, 76-67 |
| 12/14/09 | Chattanooga | SoCon | W, 95-64 |
| 11/22/08 | Mercer | A-Sun | W, 82-76 (ot) |
| 11/11/07 | Tennessee State | OVC | W, 99-85 |
| 1/10/06 | Centenary | Summit | W, 85-69 |
| 12/28/05 | Air Force | Mt. West | L, 46-54 |
| 11/22/04 | Illinois-Chicago | Horizon | W, 60-59 |
| 11/23/03 | Cornell | Ivy | W, 90-69 |
| 1/2/03 | Tulane | C-USA | L, 66-80 |
| 2/16/02 | Saint Louis | C-USA | W, 60-40 |

¹(Win)s vacated by NCAA Committee on Infractions

Georgia Tech Year-by-Year vs. ACC Opponents (Regular Season)

| Year | ACC | BC | CL | DU | FS | UL | MD | UM | NC | ST | ND | UP | SU | VA | VT | WF |
|---------|------|-----|-----|-----|-----|-----|-----|-----|-----|-----|-----|-----|-----|-----|-----|-----|
| 1979-80 | 1-13 | - | 0-2 | 0-2 | - | - | 0-2 | - | 0-2 | 0-2 | - | - | - | 1-1 | - | 0-2 |
| 1980-81 | 0-14 | - | 0-2 | 0-2 | - | - | 0-2 | - | 0-2 | 0-2 | - | - | - | 0-2 | - | 0-2 |
| 1981-82 | 3-11 | - | 0-2 | 1-1 | - | - | 2-0 | - | 0-2 | 0-2 | - | - | - | 0-2 | - | 0-2 |
| 1982-83 | 4-10 | - | 1-1 | 1-1 | - | - | 1-1 | - | 0-2 | 0-2 | - | - | - | 0-2 | - | 1-1 |
| 1983-84 | 6-8 | - | 1-1 | 1-2 | - | - | 1-1 | - | 0-2 | 1-1 | - | - | - | 1-1 | - | 1-1 |
| 1984-85 | 9-5 | - | 1-1 | 1-1 | - | - | 2-0 | - | 2-0 | 1-1 | - | - | - | 1-1 | - | 1-1 |
| 1985-86 | 11-3 | - | 2-0 | 1-1 | - | - | 2-0 | - | 0-2 | 2-0 | - | - | - | 2-0 | - | 2-0 |
| 1986-87 | 7-7 | - | 0-2 | 2-0 | - | - | 2-0 | - | 0-2 | 1-1 | - | - | - | 0-2 | - | 2-0 |
| 1987-88 | 8-6 | - | 1-1 | 1-1 | - | - | 2-0 | - | 0-2 | 1-1 | - | - | - | 1-1 | - | 2-0 |
| 1988-89 | 8-6 | - | 1-1 | 1-1 | - | - | 2-0 | - | 1-1 | 0-2 | - | - | - | 1-1 | - | 2-0 |
| 1989-90 | 8-6 | - | 1-1 | 1-2 | - | - | 2-0 | - | 1-1 | 2-0 | - | - | - | 0-2 | - | 2-0 |
| 1990-91 | 6-8 | - | 1-1 | 0-2 | - | - | 1-1 | - | 1-1 | 0-2 | - | - | - | 2-0 | - | 1-1 |
| 1991-92 | 8-8 | - | 1-1 | 0-2 | 0-2 | - | 2-0 | - | 0-2 | 2-0 | - | - | - | 2-0 | - | 1-1 |
| 1992-93 | 8-8 | - | 1-1 | 1-1 | 0-2 | - | 2-0 | - | 0-2 | 1-1 | - | - | - | 2-0 | - | 1-1 |
| 1993-94 | 7-9 | - | 1-1 | 0-2 | 0-2 | - | 1-1 | - | 2-0 | 1-1 | - | - | - | 1-1 | - | 1-1 |
| 1994-95 | 8-8 | - | 1-1 | 1-1 | 2-0 | - | 1-1 | - | 0-2 | 2-0 | - | - | - | 0-2 | - | 1-1 |
| 1995-96 | 13-3 | - | 1-1 | 2-0 | 2-0 | - | 1-1 | - | 2-0 | 2-0 | - | - | - | 2-0 | - | 1-1 |
| 1996-97 | 3-13 | - | 0-2 | 0-2 | 1-1 | - | 0-2 | - | 0-2 | 1-1 | - | - | - | 1-1 | - | 0-2 |
| 1997-98 | 6-10 | - | 1-1 | 0-2 | 1-1 | - | 0-2 | - | 0-2 | 0-2 | - | - | - | 2-0 | - | 2-0 |
| 1998-99 | 6-10 | - | 1-1 | 0-2 | 1-1 | - | 0-2 | - | 1-1 | 0-2 | - | - | - | 2-0 | - | 1-1 |
| 1999-00 | 5-11 | - | 1-1 | 0-2 | 1-1 | - | 1-1 | - | 0-2 | 1-1 | - | - | - | 1-1 | - | 0-2 |
| 2000-01 | 8-8 | - | 2-0 | 0-2 | 1-1 | - | 1-1 | - | 0-2 | 1-1 | - | - | - | 2-0 | - | 1-1 |
| 2001-02 | 7-9 | - | 1-1 | 0-2 | 2-0 | - | 0-2 | - | 1-1 | 1-1 | - | - | - | 1-1 | - | 1-1 |
| 2002-03 | 7-9 | - | 1-1 | 0-2 | 1-1 | - | 1-1 | - | 1-1 | 1-1 | - | - | - | 2-0 | - | 0-2 |
| 2003-04 | 9-7 | - | 2-0 | 1-1 | 1-1 | - | 2-0 | - | 1-1 | 0-2 | - | - | - | 1-1 | - | 1-1 |
| 2004-05 | 8-8 | - | 2-0 | 0-1 | 2-0 | - | 0-1 | 2-0 | 1-0 | 0-2 | - | - | - | 1-0 | 1-0 | 1-1 |
| 2005-06 | 4-12 | 1-1 | 0-2 | 0-1 | 0-1 | - | 0-1 | 0-1 | 0-1 | 1-1 | - | - | - | 1-0 | 0-1 | 1-1 |
| 2006-07 | 8-8 | 1-0 | 1-1 | 1-1 | 2-0 | - | 0-1 | 0-1 | 1-1 | 1-0 | - | - | - | 0-1 | 0-1 | 1-1 |
| 2007-08 | 7-9 | 1-0 | 1-1 | 0-1 | 0-1 | - | 0-1 | 0-2 | 0-1 | 1-0 | - | - | - | 1-1 | 1-1 | 2-0 |
| 2008-09 | 2-14 | 0-2 | 0-2 | 0-1 | 0-1 | - | 0-2 | 1-0 | 0-1 | 0-2 | - | - | - | 0-1 | 0-1 | 1-1 |
| 2009-10 | 7-9 | 1-0 | 1-1 | 1-1 | 0-2 | - | 0-1 | 0-1 | 1-0 | 1-0 | - | - | - | 0-1 | 0-1 | 1-1 |
| 2010-11 | 5-11 | 0-1 | 0-2 | 0-1 | 0-1 | - | 0-1 | 1-1 | 1-0 | 0-1 | - | - | - | 0-2 | 1-1 | 2-0 |
| 2011-12 | 4-12 | 1-1 | 0-2 | 0-1 | 0-1 | - | 1-1 | 0-1 | 0-1 | 1-1 | - | - | - | 0-1 | 0-1 | 1-1 |
| 2012-13 | 6-12 | 0-1 | 0-2 | 0-1 | 0-1 | - | 1-0 | 1-1 | 0-2 | 0-2 | - | - | - | 1-1 | 1-1 | 2-0 |
| 2013-14 | 6-12 | 2-0 | 0-2 | 0-2 | 0-1 | - | 0-1 | 0-1 | 0-1 | 0-1 | 1-1 | 0-1 | 1-0 | 0-1 | 1-0 | 1-0 |
| 2014-15 | 3-15 | 0-1 | 1-1 | 0-1 | 0-1 | 0-1 | - | 1-0 | 0-2 | 0-1 | 0-2 | 0-1 | 0-1 | 0-1 | 0-1 | 1-1 |
| 2015-16 | 8-10 | 1-0 | 1-1 | 0-1 | 1-0 | 0-2 | - | 0-1 | 0-1 | 1-0 | 1-1 | 1-1 | 0-1 | 1-0 | 0-1 | 1-0 |
| 2016-17 | 0-10 | 0-0 | 0-1 | 0-1 | 0-0 | 0-1 | - | 0-1 | 0-0 | 0-1 | 0-1 | 0-0 | 0-1 | 0-1 | 0-1 | 0-1 |
| 2017-18 | 6-12 | 0-1 | 0-2 | 0-1 | 0-1 | 0-1 | - | 1-0 | 0-1 | 1-0 | 1-1 | 1-0 | 1-0 | 0-2 | 0-1 | 1-1 |
| 2018-19 | 6-12 | 1-0 | 0-2 | 0-1 | 0-2 | 0-1 | - | 0-1 | 0-1 | 1-0 | 1-1 | 1-0 | 1-0 | 0-1 | 0-2 | 1-0 |

Tech Month-by-Month


| Season | Nov | Dec | Jan | Feb | Mar/Apr | Total |
|---------|-----|-----|-----|-----|---------|--------------|
| 1905-06 | 0-0 | 0-0 | 0-0 | 0-1 | 2-0 | 2-1 |
| 1906-08 | | | | | | did not play |
| 1908-09 | 0-0 | 0-0 | 1-5 | 0-1 | 0-0 | 1-6 |
| 1909-12 | | | | | | did not play |
| 1912-13 | 0-0 | 0-0 | 0-0 | 2-6 | 0-0 | 2-6 |
| 1913-14 | 0-0 | 0-0 | 0-0 | 6-2 | 0-0 | 6-2 |
| 1914-19 | | | | | | did not play |
| 1919-20 | 0-0 | 0-0 | 3-3 | 3-5 | 1-2 | 7-10 |
| 1920-21 | 0-0 | 0-0 | 1-4 | 3-6 | 0-0 | 4-10 |
| 1921-22 | 0-0 | 0-0 | 4-2 | 7-4 | 0-0 | 11-6 |
| 1922-23 | 0-0 | 0-0 | 5-2 | 4-5 | 0-2 | 9-9 |
| 1923-24 | 0-0 | 3-0 | 2-7 | 4-6 | 0-0 | 9-13 |
| 1924-25 | 0-0 | 0-0 | 3-4 | 1-8 | 0-0 | 4-12 |
| 1925-26 | 0-0 | 0-0 | 4-6 | 2-5 | 0-0 | 6-11 |
| 1926-27 | 0-0 | 3-6 | 7-1 | 7-3 | 0-0 | 17-10 |
| 1927-28 | 0-0 | 2-1 | 3-3 | 5-3 | 0-0 | 10-7 |
| 1928-29 | 0-0 | 4-1 | 7-1 | 4-3 | 0-1 | 15-6 |
| 1929-30 | 0-0 | 1-2 | 3-5 | 6-5 | 0-1 | 10-13 |
| 1930-31 | 0-0 | 2-1 | 5-7 | 4-5 | 0-0 | 11-13 |
| 1931-32 | 0-0 | 0-0 | 4-2 | 3-4 | 0-0 | 7-6 |
| 1932-33 | 0-0 | 0-0 | 4-2 | 5-4 | 0-0 | 9-6 |
| 1933-34 | 0-0 | 0-3 | 3-3 | 3-5 | 0-1 | 6-12 |
| 1934-35 | 0-0 | 0-0 | 0-4 | 5-4 | 1-0 | 6-8 |
| 1935-36 | 0-0 | 0-0 | 3-4 | 7-4 | 0-0 | 10-8 |
| 1936-37 | 0-0 | 0-0 | 6-0 | 6-1 | 1-1 | 13-2 |
| 1937-38 | 0-0 | 0-0 | 6-0 | 8-2 | 4-0 | 18-2 |
| 1938-39 | 0-0 | 0-0 | 2-2 | 4-6 | 0-1 | 6-9 |
| 1939-40 | 0-0 | 0-0 | 2-4 | 5-4 | 0-0 | 7-8 |
| 1940-41 | 0-0 | 2-0 | 4-3 | 2-8 | 0-0 | 8-11 |
| 1941-42 | 0-0 | 0-0 | 4-3 | 4-5 | 0-0 | 8-8 |
| 1942-43 | 0-0 | 0-0 | 4-2 | 7-3 | 0-0 | 11-5 |
| 1943-44 | 0-0 | 0-0 | 8-1 | 5-2 | 1-1 | 14-4 |
| 1944-45 | 0-0 | 0-0 | 3-4 | 6-1 | 2-1 | 11-6 |
| 1945-46 | 0-0 | 1-0 | 4-6 | 5-5 | 0-0 | 10-11 |
| 1946-47 | 0-0 | 4-0 | 4-5 | 4-5 | 0-1 | 12-11 |
| 1947-48 | 0-0 | 2-4 | 2-6 | 5-5 | 3-1 | 12-16 |
| 1948-49 | 0-0 | 4-2 | 1-7 | 6-3 | 0-1 | 11-13 |
| 1949-50 | 0-0 | 6-3 | 4-5 | 4-4 | 0-1 | 14-13 |
| 1950-51 | 0-0 | 1-5 | 4-6 | 2-7 | 1-1 | 8-19 |
| 1951-52 | 0-0 | 3-1 | 2-6 | 2-8 | 0-0 | 7-15 |
| 1952-53 | 0-0 | 1-4 | 3-7 | 1-6 | 0-0 | 5-17 |
| 1953-54 | 0-0 | 0-5 | 0-8 | 2-8 | 0-1 | 2-22 |
| 1954-55 | 0-0 | 2-2 | 4-8 | 6-3 | 0-0 | 12-13 |
| 1955-56 | 0-0 | 3-2 | 4-5 | 5-4 | 0-0 | 12-11 |
| 1956-57 | 0-1 | 6-2 | 5-4 | 7-1 | 0-0 | 18-8 |
| 1957-58 | 0-0 | 5-4 | 7-2 | 3-5 | 0-0 | 15-11 |
| 1958-59 | 0-0 | 6-3 | 4-5 | 7-1 | 0-0 | 17-9 |
| 1959-60 | 0-0 | 8-1 | 8-1 | 5-3 | 1-1 | 22-6 |
| 1960-61 | 0-0 | 4-5 | 4-5 | 5-2 | 0-1 | 13-13 |
| 1961-62 | 0-0 | 4-4 | 3-6 | 3-5 | 0-1 | 10-16 |
| 1962-63 | 1-0 | 6-0 | 8-1 | 6-3 | 0-1 | 21-5 |
| 1963-64 | 0-0 | 5-3 | 5-3 | 7-3 | 0-0 | 17-9 |
| 1964-65 | 0-0 | 4-5 | 6-4 | 4-2 | 0-0 | 14-11 |
| 1965-66 | 0-0 | 4-5 | 5-3 | 4-5 | 0-0 | 13-13 |
| 1966-67 | 0-0 | 5-3 | 6-3 | 6-3 | 0-0 | 17-9 |
| 1967-68 | 0-0 | 4-3 | 3-5 | 5-4 | 0-1 | 12-13 |
| 1968-69 | 0-1 | 1-4 | 6-4 | 5-3 | 0-1 | 12-13 |
| 1969-70 | 0-0 | 5-3 | 6-3 | 5-3 | 1-1 | 17-10</ |



2019-20 GEORGIA TECH YELLOW JACKETS

Front row (from left): Jose Alvarado, Jordan Usher, Evan Cole, James Banks III, head coach Josh Pastner, Shembari Phillips, Moses Wright, Michael Devoe, Khalid Moore. Second row (from left): program and operations manager Ellie Cantkier, academic support coordinator Shelby Varner, Bubba Parham, Niko Broadway, Asanti Price, Kristian Sjolund, David Didenko, Jehloni James, Coleman Boyd, Malachi Rice, graduate assistant Max Goldstein, associate director of academic services Amanda Brown, assistant director of sports medicine Richard Stewart. Back row (from left): director of scouting Hayden Sheridan, assistant director of operations Shawn Valentine, director of operations Tyler Benson, assistant coach Julian Swartz, assistant coach Eric Reveno, assistant coach Anthony Wilkins, director of player personnel B.J. Elder, player development coach Dan Taylor, graduate assistant Erik Maday. Not pictured: Shaheed Medlock.


RADIO/TV ROSTER



Jose Alvarado
G • 6-0 • Jr. **10**




James Banks
C • 6-10 • Sr. **1**



Coleman Boyd
G • 6-1 • So. **13**




Niko Broadway
G • 6-3 • Fr. **34**



Evan Cole
F • 6-10 • Jr. **3**



Michael Devoe
G • 6-5 • So. **1**



David Didenko
F • 6-9 • So. **14**



Jehloni James
F • 6-6 • Fr. **24**



Shaheed Medlock
G • 6-5 • Sr. **45**



Khalid Moore
F • 6-7 • So. **12**



Bubba Parham
G • 5-10 • Jr. **11**




Shembari Phillips
G • 6-4 • r-Sr. **2**



Asanti Price
G • 6-5 • Fr. **23**



Malachi Rice
G • 6-0 • Sr. **55**



Kristian Sjolund
F • 6-8 • So. **35**



Jordan Usher
G/F • 6-7 • Jr. **4**



Moses Wright
F • 6-9 • Jr. **5**



Josh Pastner
Head Coach



Eric Reveno
Associate Head Coach



Julian Swartz
Assistant Coach



Anthony Wilkins
Assistant Coach



Tyler Benson
Director of Operations



B.J. Elder
Director of Player Personnel



Hayden Sheridan
Director of Scouting

2019-20

SCHEDULE



■ HOME ■ AWAY

11/5 /// NC STATE

11/11 /// ELON

11/20 /// GEORGIA

11/25 /// ARKANSAS

12/1 /// BETHUNE-COOKMAN

12/4 /// NEBRASKA (BIG TEN/ACC CHALLENGE)

12/7 /// SYRACUSE

12/14 /// KENTUCKY

12/18 /// BALL STATE

12/22 /// BOISE STATE (DIAMOND HEAD CLASSIC)

12/23 /// HOUSTON OR PORTLAND (DIAMOND HEAD CLASSIC)

12/25 /// FINAL ROUND (DIAMOND HEAD CLASSIC)

12/31 /// FLORIDA STATE

1/4 /// NORTH CAROLINA

1/8 /// DUKE

1/11 /// BOSTON COLLEGE

1/15 /// NOTRE DAME

1/18 /// VIRGINIA

1/22 /// LOUISVILLE

1/25 /// NC STATE

1/28 /// MOREHOUSE

2/1 /// NOTRE DAME

2/4 /// VIRGINIA TECH

2/8 /// PITTSBURGH

2/12 /// LOUISVILLE

2/19 /// WAKE FOREST

2/22 /// SYRACUSE

2/25 /// CLEMSON

2/29 /// MIAMI

3/4 /// PITTSBURGH

3/6 /// CLEMSON

3/10-14 /// ACC TOURNAMENT