

GEORGIA TECH

BASKETBALL

2016-2017 INFORMATION GUIDE



**TOGETHER
WESWARM**

ROSTER AT-A-GLANCE

NUMERICAL

No.	Name	Pos.	Ht.	Wt.	Cl.	Hometown (High School/College)
0	Justin Moore	G	6-4	162	Fr.	San Diego, Calif. (Mission Bay HS)
1	Tadric Jackson**	G	6-2	209	Jr.	Tifton, Ga. (Tift County HS)
2	Jodan Price	G/F	6-6	182	Gr.	Indianapolis, Ind. (Detroit Country Day/DePaul/Eastern Michigan)
5	Josh Okogie	G	6-4	207	Fr.	Snellville, Ga. (Shiloh HS)
11	Josh Heath**	G	6-2	175	Sr.	Tampa, Fla. (Tampa Prep/South Florida)
12	Quinton Stephens***	F	6-9	196	Sr.	Atlanta, Ga. (Marist School)
13	Shaheed Medlock	G	6-5	196	Fr.	Waycross, Ga. (Ware County HS)
23	Christian Matthews	F	6-7	205	Fr.	Clinton, Md. (National Christian Academy)
24	Sylvester Ogbonda	F	6-10	231	r-Fr.	Port Harcourt, Nigeria (National Christian Academy, Fort Washington, Md.)
30	Corey Heyward***	G	6-1	212	r-Sr.	Duluth, Ga. (Peachtree Ridge HS/Hargrave Military Academy)
32	Kellen McCormick	F	6-7	211	Gr.	West Bloomfield, Mich. (Notre Dame Prep/Western Michigan)
34	Abdoulaye Gueye*	F	6-9	212	r-So.	Dakar, Senegal (Central Park Christian/Birmingham, Ala.)
42	Rand Rowland**	F	6-7	201	Sr.	Cleveland, Ga. (White County HS)
44	Ben Lammers**	C	6-10	227	Jr.	San Antonio, Texas (Alamo Heights HS)

ALPHABETICAL

No.	Name	Pos.	Ht.	Wt.	Cl.	Hometown (High School/College)
34	Abdoulaye Gueye*	F	6-9	212	r-So.	Dakar, Senegal (Central Park Christian-Birmingham, Ala.)
11	Josh Heath**	G	6-2	175	Sr.	Tampa, Fla. (Tampa Prep/South Florida)
30	Corey Heyward***	G	6-1	212	r-Sr.	Duluth, Ga. (Peachtree Ridge HS/Hargrave Military Academy)
1	Tadric Jackson**	G	6-2	209	Jr.	Tifton, Ga. (Tift County HS)
44	Ben Lammers**	C	6-10	227	Jr.	San Antonio, Texas (Alamo Heights HS)
23	Christian Matthews	F	6-7	205	Fr.	Clinton, Md. (National Christian Academy)
32	Kellen McCormick	F	6-7	211	Gr.	West Bloomfield, Mich. (Notre Dame Prep/Western Michigan)
13	Shaheed Medlock	G	6-5	196	Fr.	Waycross, Ga. (Ware County HS)
0	Justin Moore	G	6-4	162	Fr.	San Diego, Calif. (Mission Bay HS)
24	Sylvester Ogbonda	F	6-10	231	r-Fr.	Port Harcourt, Nigeria (National Christian Academy, Fort Washington, Md.)
5	Josh Okogie	G	6-4	207	Fr.	Snellville, Ga. (Shiloh HS)
2	Jodan Price	G/F	6-6	182	Gr.	Indianapolis, Ind. (Detroit Country Day/DePaul/Eastern Michigan)
42	Rand Rowland**	F	6-7	201	Sr.	Cleveland, Ga. (White County HS)
12	Quinton Stephens***	F	6-9	196	Sr.	Atlanta, Ga. (Marist School)

**denotes varsity letters earned*

Head Coach: Josh Pastner (Arizona, 1997)

Assistant Coaches:

Tavaras Hardy (Northwestern, 2002), 1st season
Darryl LaBarrie (Georgia Tech, 2001), 3rd season
Eric Reveno (Stanford, 1989), 1st season

Director of Operations: Julian Swartz (Carroll College, 2005)

Director of Player Personnel: Mario West (Georgia Tech, 2007)

Video Coordinator: Tyler Benson (St. Bonaventure, 2009)

Athletic Trainer: Richard Stewart (Salisbury, 2005)

Strength Coach: Dan Taylor (Franklin Pierce, 2002)

Pronunciations

Abdoulaye Gueye	ab-DOO-lay gay
Tavaras Hardy	tuh-VAR-us
Tadric Jackson	TODD-rick
Darryl LaBarrie	luh-BARRY
Shaheed Medlock	shah-HEED
Sylvester Ogbonda	oh-BOND-uh
Jodan Price	joe-DAN
Eric Reveno	REV-uh-no

BY CLASS

Freshmen: Christian Matthews, Shaheed Medlock, Justin Moore, Sylvester Ogbonda (r), Josh Okogie
Sophomores: Abdoulaye Gueye (r)
Juniors: Tadric Jackson, Ben Lammers
Seniors: Josh Heath, Corey Heyward (r), Kellen McCormick (Grad), Jodan Price (Grad), Rand Rowland, Quinton Stephens

BY STATE/COUNTRY

California: Justin Moore
Florida: Josh Heath
Georgia: Corey Heyward, Tadric Jackson, Shaheed Medlock, Josh Okogie, Rand Rowland, Quinton Stephens
Indiana: Jodan Price
Maryland: Christian Matthews
Michigan: Kellen McCormick
Nigeria: Sylvester Ogbonda
Senegal: Abdoulaye Gueye
Texas: Ben Lammers

BY BIRTHDATE

January 11, 1996 Sylvester Ogbonda
February 27, 1997 Justin Moore
March 1, 1995 Quinton Stephens
June 16, 1993 Kellen McCormick
August 6, 1998 Christian Matthews
August 8, 1995 Rand Rowland
August 29, 1993 Corey Heyward
September 1, 1998 Josh Okogie
September 23, 1993 Jodan Price
October 13, 1997 Shaheed Medlock
October 26, 1994 Tadric Jackson
November 12, 1995 Ben Lammers
November 24, 1994 Abdoulaye Gueye
December 28, 1994 Josh Heath

BY MAJOR

Building Construction/Facility Management (Masters): Kellen McCormick, Jodan Price
Business Administration: Abdoulaye Gueye, Josh Heath, Corey Heyward, Tadric Jackson, Justin Moore, Sylvester Ogbonda, Josh Okogie, Rand Rowland, Quinton Stephens
Computer Science: Shaheed Medlock
Literature, Media & Communication: Christian Matthews
Mechanical Engineering: Ben Lammers

BY HEIGHT

6-1 Corey Heyward
6-2 Josh Heath, Tadric Jackson
6-4 Justin Moore, Josh Okogie
6-5 Shaheed Medlock
6-6 Jodan Price
6-7 Kellen McCormick, Christian Matthews, Rand Rowland
6-9 Abdoulaye Gueye, Quinton Stephens
6-10 Ben Lammers, Sylvester Ogbonda

GEORGIA TECH 2016-17 BASKETBALL INFORMATION GUIDE



GEORGIA TECH ATHLETIC ASSOCIATION

150 Bobby Dodd Way NW
Atlanta, GA 30332
404-894-5400
www.RamblinWreck.com
Twitter: @GTAthletics
Facebook: GTAthletics
Instagram: @GTAthletics
YouTube: RamblinWreckTube

CREDITS

EDITOR
Mike Stamus

EDITORIAL ASSISTANCE
Mike Flynn, Brett Daniels

COMPILATION
Mike Flynn, Alex Keator, Daniel Lee
Jack Shields, Wiley Ballard,
Darelle Cowley, Soma Yamaoka

PHOTOGRAPHY
Danny Karnik, Clyde Click

PRINTING
Bennett Graphics
125 Royal Woods Court, Suite 100
Tucker, GA 30084

© 2015, Georgia Tech Athletic Association



General Information

Directions	3
McCamish Pavilion	7
Media Information	3
Notebook	4-6
Pronunciations	Inside front cover
Rosters	Inside covers
Staff Directory	2
Tech Schedule	Back cover
Zelnak Center/Luck Building	8
Quick Facts	2

Last year

2015-16 Statistics	30-33
2015-16 Game Summaries	34-45
2015-16 Game Season Superlatives	46

Player Bios

Abdoulaye Gueye	10
Josh Heath	11
Corey Heyward	12
Tadric Jackson	13
Ben Lammers	14
Christian Matthews/Kellen McCormick	15
Shaheed Medlock/Justin Moore	16
Sylvester Ogbonda/Josh Okogie	16
Jordan Price/Rand Rowland	17
Quinton Stephens	18

Staff/Administration

Head coach Josh Pastner	22-24
Assistant coaches Hardy/LaBarrie/Reveno	25-26
Support Staff	26-27

Institute President G.P. "Bud" Peterson	28
Director of Athletics Todd Stansbury	28
Faculty Athletics Representative Reginald DesRoches	29
Athletic Administration	29

Record Book

Career Records/Leaders	48-49
Season Records/Leaders	50-57
Single-Game Records/Highs	58-63
Career Stats of Notable Players	64-70

History

All-Americans/National Honors	72
ACC/Conference Honors	73
Players in the NBA	74
Tech and International Basketball/Hall of Fame	75
Tech's ACC Tournament History	76-77
Tech's NCAA Tournament / NIT History	78-79
Tech in Regular-Season Tournament Events	80-81
Coaching Timeline	77
Letterwinners All-Time	82
Numerical Roster All-Time	83
Starting Lineups	84
Coaching History	85
Year-by-Year At-A-Glance	86
Year-by-Year Results	87-99
Tech vs. No. 1	100
Tech in the National Rankings	101
Tech vs. the Conferences	102
Series History vs. All Opponents	103-117
Tech in Overtime	117
Miscellaneous History	118

GEORGIA TECH AT-A-GLANCE

Georgia Tech Quick Facts

Official Name:	Georgia Institute of Technology
Location:	Atlanta, Ga.
Enrollment:	25,000
Founded:	1885
Colors:	Old Gold and White
Nickname:	Yellow Jackets, Ramblin' Wreck
Mascot:	Buzz (Yellow Jacket)
Fight Songs:	Ramblin' Wreck, White and Gold
Conference:	Atlantic Coast (ACC)
Home Arena:	McCamish Pavilion (capacity 8,600)
President:	Dr. G.P. "Bud" Peterson
Director of Athletics:	Todd Stansbury (Georgia Tech, 1984)
Faculty Representative for Athletics:	Dr. Reginald DesRoches
Head Coach:	Josh Pastner (Arizona, 1997)
	Record at Tech: 0-0 (1st season)
	Overall: 167-73 (8th season)
	ACC Regular Season: 0-0
	ACC Tournament: 0-0
	NCAA Tournament: 2-4

Assistant Coaches:

Tavaras Hardy (Northwestern, 2002), 1st season
Darryl LaBarrie (Georgia Tech, 2001), 3rd season
Eric Reveno (Stanford, 1989), 1st season

Director of Operations: Julian Swartz (Carroll College, 2005)

Director of Player Personnel: Mario West (Georgia Tech, 2007)

Video Coordinator: Tyler Benson (St. Bonaventure, 2009)

Player Development Coach: Dan Taylor (Franklin Pierce, 2002)

Athletic Trainer: Richard Stewart (Salisbury, 2005)

Basketball History

102nd season:	1st game, Feb. 17, 1906 vs. Auburn
All-time Record:	1,327-1,191
Winning/Losing/500 Seasons:	52 / 45 / 4
NCAA Appearances (16):	23-16 record
	1960, 1985, 1986, 1987, 1988, 1989, 1990, 1991, 1992, 1993, 1996, 2001, 2004, 2005, 2007, 2010
Final Fours (2):	1990, 2004
NIT Appearances (8):	10-8 record
	1970, 1971, 1984, 1994, 1998, 1999, 2003, 2016
ACC Championships (3):	1985, 1990, 1993
ACC Regular-Season Titles (2):	1985 (tie), 1996
ACC Regular-Season Record (37th season):	234-342
	(158-129 home, 76-213 road)
ACC Tournament Record:	26-34
SEC Championships (1):	1938
SEC Regular-Season Titles (1):	1937
Record at McCamish Pavilion:	5th season, 43-26
Record at Alexander Memorial Coliseum:	55 seasons, 556-194
Record at Philips Arena:	7-11
Record at Arena at Gwinnett Center:	4-1
Record at Georgia Dome:	9-5
All-Time Head Coaches:	14
ACC Head Coaches:	5
All-America Selections:	14 (12 players)
Consensus All-Americans:	2
First-Team All-Americans:	5
National Players of the Year:	1
All-ACC Selections:	49 times (28 players)
ACC Players of the Year:	2
ACC Rookies of the Year:	11
ACC Tournament MVPs:	3
ACC All-Freshman Team:	13

Georgia Tech Communications

Main Phone	404-894-5445
Fax	404-894-1248
Mailing/Shipping Address	150 Bobby Dodd Way, Atlanta, GA 30332-0455
Press Row Phone	404-894-5458
Official Athletics Website	Ramblinwreck.com

Official Social Media Outlets

Twitter	@GTMBB
Instagram	GTmensbasketball
Facebook	Facebook.com/gatechbasketball
YouTube	YouTube.com/ramblinwrecktube
Josh Pastner Twitter	@GTJosh Pastner

Yellow Jackets on the Air

The Georgia Tech IMG Sports Network

Sports Radio 680 the Fan (WCNN) is the Atlanta flagship station for Georgia Tech basketball, simulcasting Yellow Jackets' games on 680 AM and 93.7 FM. Every broadcast is also available for free through the Georgia Tech GameDay app and the Tune In radio app.

Pre-game coverage begins 30 minutes prior to tipoff. For a complete list of affiliates carrying the games, visit Ramblinwreck.com/RadioTV. Tech games are available on SiriusXM Satellite Radio through an agreement with the ACC.

Andy Demetra is in his first year as the play-by-play "Voice of the the Yellow Jackets." Demetra joined the Yellow Jackets following 10 years as a member of the broadcast team at the University of South Carolina, where he was honored as the South Carolina Broadcasters Association Radio Sportscaster of the Year in 2005 and 2006.

Former WXIA-TV sports personality Randy Waters returns for his 23rd season as color analyst on the network. Waters, an Ohio native, has been in the Atlanta area for more than 30 years and has been honored several times with local and regional Emmy awards during his career as a sports anchor at WXIA-TV.

Engineer/producer Miller Pope, in his 21st season, is a longtime fixture of the network, having worked games since the 1980's with Brad Nessler, Al Ciraldo and Wes Durham.

IMG studio host Stephen Hartzell returns for his second on-air season with Tech.

The Georgia Tech IMG Sports Network is under the direction of General Manager, Dave Boutellier.

The Josh Pastner Radio Show

Coach Pastner's weekly radio show, co-hosted with play-by-play voice Andy Demetra, airs Mondays at 7 p.m. beginning Dec. 7 on the Georgia Tech Radio network (affiliate list at Ramblinwreck.com/RadioTV) and in the Atlanta area on WCNN-AM (680 AM and 93.7 FM). Each show is also available live, for free on the Georgia Tech GameDay App and the Tune In radio app.

Georgia Tech Basketball with Josh Pastner

The Georgia Tech Basketball Report with Josh Pastner, co-hosted with Andy Demetra, airs regionally on Fox Sports Southeast Fridays at 6:30 p.m. and Saturdays at 11:00 a.m. (beginning December 11th). Fox Sports Southeast Channel Finder: Comcast 884, DirecTV 649, Dish 437, UVerse 1729. The show is produced by IMG College.

Staff Directory

E-mail addresses for all of the below are first initial and last name followed by @athletics.gatech.edu, except where noted.

Administration

Todd Stansbury	404-894-5411
Director of Athletics	
Brett Daniels	404-894-6265
Deputy Director of Athletics	
John David Wicker	404-894-3780
Senior Associate Director of Athletics	
Jack Thompson	404-894-5427
Senior Associate AD/Development	
Joeleen Akin	404-894-4462
Associate AD/Student-Athlete Development/Sr. Woman Administrator	
Shoshana Engel	404-894-8792
Assistant AD/Compliance	
Jim Hall	404-894-8219
Associate AD/Development	
Marvin Lewis	404-894-8129
Associate AD/Finance & Administration	
Phyllis LaBaw	404-803-8950
Associate AD/Academic Services	
Rick Thorpe	404-894-1603
Associate AD/Sales and Fan Experience	
Doug Allvine	404-894-9019
Assistant AD/Special Projects	
Derek Grice	404-385-0956
Assistant AD/Facilities, Operations & Events	
Mike Flynn	404-894-5445
Assistant AD/Communications & Public Relations	
Elizabeth Lancaster	404-894-5431
Assistant AD/Event Operations	
Andy Blanton	404-894-8312
Director of Video Production	
Bryan Elliott	404-385-0365
McCamish Pavilion Facility Manager/Game Day Manager	
Mike Castle	404-385-1068
Director of Ticket Operations	
Markeisha Everett	404-894-4400
Director of Marketing, Promotions	
John Sisk	404-894-3961
Director of Player Development	
Jay Shoop	404-894-5461
Director of Sports Medicine	

Basketball Office (main # 404-894-5425)

Josh Pastner, Head Coach	404-894-4424
Tavaras Hardy, Associate Head Coach	404-894-9740
Darryl LaBarrie, Assistant Coach	404-894-9742
Eric Reveno, Assistant Coach	404-894-8318
Julian Swartz, Director of Operations	404-894-5478
Mario West, Dir. of Player Development	404-894-9739
Tyler Benson, Director of Video	404-894-2820
Ellie Cantkier, Administrative Coordinator	404-894-4424
Richard Stewart, Athletic Trainer	404-894-2529
Dan Taylor, Player Development Coach	404-385-7118
Whitney Burton, Sr. Academic Coordinator	404-368-8230

Communications and Public Relations

(main # 404-894-5445)

Mike Flynn, Assistant AD/Comm&PR (FB)	404-894-6283
mflynn@athletics.gatech.edu	cell 828-964-6406
Mike Stamus, Associate Director (MBB, golf)	404-894-5446
mstamus@athletics.gatech.edu	cell 404-218-9723
Lauren Rupert, Assistant, Director (VB, SFB)	404-894-5467
lrupert@athletics.gatech.edu	
Kevin Davis, Assistant Director (BSB, #2 FB, S&D)	404-894-8213
kdavis@athletics.gatech.edu	
Liz Ryan, Assistant Director (WBB, WTEN)	404-894-9737
lryan@athletics.gatech.edu	
Alex Keator, intern (T&F, MTEN, S&D)	404-894-5445
akeator@athletics.gatech.edu	
Brad Malone, director of new media	404-894-4461
bmalone@athletics.gatech.edu	
Simit Shah, social media coordinator	404-406-8931
sshah@athletics.gatech.edu	
Tyler Wheeler, digital publications director	404-894-0539
swheeler@athletics.gatech.edu	

Radio Broadcast Crew

Andy Demetra (Play-by-Play)	336-306-6672
ademetra@athletics.gatech.edu	
Randy Waters (Color)	770-789-5157
rwaterswxia@yahoo.com	
Miller Pope (Engineer)	404-310-1136
millspp@aol.com	

MEDIA INFORMATION

Media Access Guidelines

Georgia Tech's practices are generally closed to the public and the media, but the Yellow Jackets' players and coaches are available to the media prior to practices typically once prior to each game during the season. The weekly practice schedule varies once the season begins, and media sessions will be scheduled and announced weekly. Media sessions are typically held in the lobby of the Zelnak Center practice facility.

TV stations occasionally will be able to shoot B-roll at the beginning of practices on these days.

Interview requests with players that need to be conducted at other times must be made through Mike Stamus in the communications and public relations office at least 24 hours in advance. These interviews will be scheduled around the players' availability and class schedule.

Media are asked not to contact players directly either by phone or e-mail. Every effort will be made to make players available when requested. Players are off-limits on game days until after the game.

Interviews with Coach Pastner

Media wishing to speak with Coach Pastner at times other than regular media sessions or the weekly ACC Teleconference are asked to set up an appointment in advance through Mike Stamus in the communications office.

Releases/Photos via E-mail

All Georgia Tech basketball releases, statistics, game notes and media advisories are distributed via e-mail to a list maintained by the communications office. Media wishing to be added to this list should send a request to Mike Stamus. Photographs are available on request.

Ramblinwreck.com/Social Media

Ramblinwreck.com - Georgia Tech's official athletics website is continuously updated with all of Tech's releases, statistics, game notes, biographies, feature material and other information. Game notes and bio updates are generally posted at least 24 hours prior to each game, while updated statistics and box scores are posted following each game.

Social Media - Updates on the activities of the Tech basketball team can also be followed on Georgia Tech's official Twitter, Facebook, Instagram and YouTube channels (see addresses on page 2).

Media Credentials for Home Games

Media credentials are issued to accredited members of the working media only. Working space is limited, and children, spouses and other non-workers will not be granted credentials or access to media areas.

Media seating and workspace at McCamish Pavilion is in the upper level, section 211, and the media entrance to the arena is off Fowler Street. Media will call will be located at the ticket booth by the entrance off Fowler Street.

Requests for credentials should be made in writing via e-mail, **at least 24 hours in advance of each game to Mike Stamus**. These requests are accepted from sports editors and sports directors only. Credentials will not be mailed. They can be picked up the night of the game at the will call window at the West entrance.

Photo credentials are granted to still photographers and videographers on assignment for a media agency only (**no free-lancers**). Admission to courtside is by FLOOR or PHOTO pass only, and photographer positions are at the discretion of the basketball game officials and the media relations staff.

ACC Coaches' Weekly Teleconference

The 15 ACC head basketball coaches will be featured on nine Monday teleconferences during the 2015-16 season, beginning on January 9, and continuing through February 27. Each coach will have 10 minutes to make an opening statement and answer questions. There will be an instant replay of each teleconference on the Conference's internet site TheACC.com each Monday afternoon.

Georgia Tech head coach Josh Pastner will be on the teleconference at 10:40 a.m. each Monday.

Coaches that play on Monday in January and February are not required to participate in that day's call. Three schools – Boston College, Georgia Tech and Pittsburgh, do not have a Monday game, so those three coaches will be on every Monday at the same time. The teleconference schedule for each Monday will differ for the other 12 head coaches, depending on what teams play that Monday night.

Contact the ACC media relations office at 336-851-6062 for the call-in number and for questions on the schedule.

Directions To McCamish Pavilion and Zelnak Center

Going South on I-75: Take exit 250 (16th St./14th St./10th St.), and follow through light at 14th St. Stay to the right and follow to 10th St., where the McCamish Pavilion is straight ahead. Turn right to access parking areas other than the main arena lot.

Going South on I-85: Exit at 17th St. (exit 84), stay to the left and follow ramp all the way to 10th St. The McCamish Pavilion will be in front of you. Take right on 10th St., then left on Fowler St. access parking on 8th St. or arena lot.

Going North on I-75/85: Take the 10th Street exit (250). Turn left on 10th Street and after you cross the bridge, the McCamish Pavilion will be on your left. Just past the arena, turn left at Fowler Street (first traffic light). Take first left at 8th Street and follow in.

Just Georgia Tech, Please

The Georgia Institute of Technology is the official title, but Georgia Tech will work fine, or just Tech (unless you're in Virginia or Texas). We would appreciate it if you would use our name in those ways. Georgia Tech University is incorrect. Thank you.

NCAA Infractions Report

In July of 2011, the National Collegiate Athletic Association (NCAA) Division I Committee on Infractions found the Georgia Institute of Technology men's basketball and football programs responsible for committing violations of NCAA legislation.

The Institute was cited for a lack of cooperation during the investigation, a failure to meet the conditions and obligations of membership, and preferential treatment violations. Also cited were additional violations in the men's basketball program related to the conduct of a nonscholastic men's basketball tournament on campus. The NCAA public report further details all of the findings.

Penalties Included:

- Public reprimand and censure.
- Four years of probation from July 14, 2011 through July 13, 2015.
- A \$100,000 financial penalty.
- A reduction of two men's basketball recruiting days during the 2011 summer evaluation period (self-imposed by the Institute).
- A limit of 10 official visits for the men's basketball program for the 2011-12 and 2012-13 academic years, respectively.
- Vacation of contests won by the football team during the 2009 season after November 24, which is when the university was alerted to potential eligibility issues.

Additionally, in September of 2014 the NCAA Division I Committee on Infractions cited the Institute for a failure to monitor recruiting activities, and the football, men's basketball, and women's basketball programs were cited for recruiting violations surrounding impermissible telephone calls and text messages sent to prospective student-athletes. The NCAA accepted the Institute's self-imposed penalties. The NCAA public report further details all of the findings.

Penalties Included:

- Public reprimand and censure.
- Two additional years of probation, extending through July 13, 2017.
- Recruiting restrictions during the 2012-13 academic year, including telephone call restrictions and a reduction in off-campus recruiting opportunities (self-imposed by the Institute).

As a result of the exhaustive investigation and review process and because of Georgia Tech's steadfast commitment to compliance, the Institute completely revamped and enhanced its athletics compliance operation and staffing. A robust monitoring system was implemented and a more frequent and meaningful rules education program was established across all sports. The Institute remains committed to operating all of its athletics programs within the letter and spirit of NCAA, ACC, and Institute rules and regulations.

GEORGIA TECH NOTEBOOK

New Era Beginning for Tech Basketball

Georgia Tech plays its 102nd season of basketball in 2016-17 under new head coach Josh Pastner, the 14th head coach in program history.

Pastner, 38, compiled a 167-73 record over seven seasons as the head coach at Memphis, where the Tigers earned bids to the NCAA Tournament four times. He is tied for the 10th most wins for a head coach in his first seven seasons in Division I basketball history, and is the second winningest active coach under the age of 40 in NCAA Division I.

Despite his young age, Pastner has been involved in basketball at the Division I level for 20 years, as a player and an assistant coach at Arizona, and as an assistant coach and the head coach at Memphis. He has been a part of teams that have won 490 games, played in 17 NCAA Tournaments and 18 total post-season events. Teams he has been involved with have won 12 conference tournament or regular-season championships, advanced to seven Sweet Sixteens, five Elite Eights, two Final Fours and two NCAA championship games.

Jackets At-A-Glance

The Yellow Jackets return seven letterwinners from a team that won 21 games and advanced to the third round of the National Invitation Tournament last spring, including senior forward Quinton Stephens (6-9, Atlanta, Ga.), senior guards Josh Heath (6-2, Tampa, Fla.) and Corey Heyward (6-1, Duluth, Ga.) and junior guard Tadic Jackson (6-2, Tifton, Ga.), who have started 76 games between them in their careers, and junior center Ben Lammers (6-10, San Antonio, Texas).

Tech lost its top four players in scoring, starts and minutes played from a year ago, including Marcus Georges-Hunt, now in the Boston Celtics pre-season camp after averaging 16.7 points per game last year, and Adam Smith, a 41-percent three-point shooter now playing in Europe. But Pastner's first Tech team has some veteran presence on the team. Stephens, who started the last 11 games of the 2015-16 season, has 26 career starts and has missed only one game in his career. Heath started 21 games last season and had 29 starts overall in his career. Heyward started 15 games as a freshman and has 18 career starts. Jackson has seven career starts and has missed only one game in two seasons. Graduate transfers Kellen McCormick (Western Michigan) and Jodan Price (Eastern Michigan) have 12 starts and 166 games played between them.

Stephens is Tech's top returning scorer at 5.0 points per game, having connected on 32 percent (31-of-97) three-point tries last season. The 6-9 forward reached double figures seven times last season, with a season-best 16 points (4-for-4 on threes) against No. 4 Virginia. Jackson was sixth on the scoring chart at 4.7 points per game, hitting 27.7 percent of his threes (18-of-65).

Tech does not have the size it enjoyed with post-players Charles Mitchell and Nick Jacobs last year, and none of Tech's returning frontcourt players has started a game in college. But Lammers played in all 36 games last season, averaging 14.5 minutes per game and leading the team in blocked shots (47). That group includes 6-9 sophomore Abdoulaye Gueye (Dakar, Senegal) and 6-10 freshman Sylvester Ogbonda (Port Harcourt, Nigeria), both of whom redshirted last season.

Tech Adds Solid Freshman Class

Tech's freshman class includes a trio of three-star perimeter players in 6-5 Christian Matthews from Clinton, Md., 6-4 Justin Moore from San Diego, Calif., and 6-4 Josh Okogie from Snellville, Ga. Matthews, a high-scoring wing from National Christian Academy, and Okogie, a first-team all-state choice from Shiloh High School, signed in the early period last November, while Moore, an all-state point guard in California, came on board in June after initially signing with Tulane.

Two Grad Transfers Complete Roster

Kellen McCormick, a sharp-shooting forward from

Roster At-A-Glance (# indicates 2015-16 starter; ppg & rpg)

KEY RETURNING LETTERWINNERS

34	Abdoulaye Gueye	F	6-9	212	r-So	Dakar, Senegal	0.5 ppg	0.8 rpg
> Reserve post player saw action in eight games in 2014-15, red-shirted in 2015-16								
11	Josh Heath	G	6-2	175	Sr	Tampa, Fla.	4.3	1.4
> 95-to-30 assist/turnover ratio (3.17-1), 2.79 assists per game, started 21 games								
30	Corey Heyward	G	6-1	212	r-Sr	Duluth, Ga.	1.3	0.7
> Played only eight games in 2015-16, made two field goals								
1	Tadic Jackson	G	6-2	209	Jr	Tifton, Ga.	5.4	1.7
> Played in all 36 games, one start, double-figures in five games (three ACC games); six career starts								
44	Ben Lammers	C	6-10	227	Jr	San Antonio, Texas	1.2	1.5
> Reserve post player played in all 36 games (14.8 mpg), shot 65.5% from the floor, team-high 47 blocks								
12	Quinton Stephens	F	6-9	196	Sr	Atlanta, Ga.	6.0	2.9
> Played in all 36 games, made 14 starts, double figures in seven games, 32% from 3-point range								

NEWCOMERS

23	Christian Matthews	F	6-6	205	Fr	Clinton, Md.	--	--
> Three-star wing forward prospect from National Christian Academy, All-Metro D.C.								
32	Kellen McCormick	F	6-8	211	Gr	West Bloomfield, Mich.	6.0	1.9
> Grad transfer from Western Michigan, shot 42 pct. (102-of-243) from 3-point range over 3 seasons								
0	Justin Moore	G	6-4	162	Fr	San Diego, Calif.	--	--
> Three-star point guard prospect from Mission Bay HS, two-time all-state and all-CIF								
24	Sylvester Ogbonda	F	6-10	231	r-Fr	Port Harcourt, Nigeria	--	--
> Washington, D.C., All-Metro choice at National Christian Academy, red-shirted in 2015-16								
5	Josh Okogie	F	6-5	207	Fr	Snellville, Ga.	--	--
> Three-star guard prospect from Shiloh HS, first-team all-state as a junior and senior								
2	Jodan Price	G/F	6-7	182	Gr	Indianapolis, Ind.	4.2	1.4
> Graduate transfer from Eastern Michigan, played 63 games, starting 10, over two seasons at EMU								

LETTERWINNERS LOST

3	Marcus Georges-Hunt	G	6-5	216	Sr	College Park, Ga.	16.7	3.4
> Career 1,728 points, 11th all-time at Tech; set season marks for FTM/FTA; career mark for games								
32	Nick Jacobs	F	6-8	262	r-Sr	Atlanta, Ga.	10.5	5.8
> Double-digit points in 18 games; 3 double-doubles; 11.3 ppg, 5.7 rpg, 48.3% FG in ACC games								
10	Travis Jorgenson	G	6-0	184	r-So	Columbia, Mo.	1.9	0.9
> 58 assists and 18 turnovers for the season (14 zero-turnover games)								
0	Charles Mitchell	F	6-8	256	Sr	Marietta, Ga.	10.1	9.7
> Double-doubles in 16 games; 4th in ACC in reb. avg. (31st in NCAA), 2nd in off. reb. (3.83, 14th NCAA)								
2	Adam Smith	G	6-1	165	Gr	Jonesboro, Ga.	15.0	2.3
> Led ACC in 3-pt FG per game (3.03), 2nd in percentage (41.4%); 16-of-35 on 3s in ACC/NIT Tourneys								
33	James White	F	6-8	226	Gr	Jonesboro, Ga.	3.5	4.4
> 3rd-leading rebounder, two double-doubles; started 11 games; 5.0 rpg, 6-10 FG in ACC/NIT Tourneys								

Western Michigan, and Jodan Price, a solid wing from Eastern Michigan, enrolled at Georgia Tech during the summer term to give the Yellow Jackets additional veteran presence on the roster. McCormick, the son of former Michigan center and current ESPN basketball analyst Tim McCormick, made 42 percent of his three-point tries over three seasons at Western Michigan. Price, from Indianapolis, Ind., initially enrolled at DePaul and played two years at Eastern Michigan (28 percent on his threes) before landing at Tech.

From Coach Pastner's First Presser

- "Compared to where they are now (from when he first saw them in April), it's night and day, being able to move the ball and share the ball. They've come a long way from that point."
- "We have some good length, which we'll have to utilize to our advantage. We have some deficiencies defensively, but we have good length."
- "My teams have always had high assists to made field goals. I've always been a great believer in that. I'm really big on player movement and ball movement. We're going to be a team that moves the ball, and the open man is going to be the go-to man. Another thing that's very important to me is winning 50/50

balls. If there's a ball loose on the floor, you've got to be the first on the floor to get it."

• "I think we've set the record for unofficial visits. We've recruited like crazy, and I think we've done a good job. We came in a little late on the 2017 class, but we're in great shape with the '18s and '19s. We're chipping away at it, but we need a couple of guys to say yes. We're going to recruit at a high level, and we're going to get some good players and good people."

• "I'm very internally driven. I can't understand when someone is not self-motivated. I'm a high-energy guy. The caravan's moving, and you're either on or you off. There are no handle bars. You can't just be hanging on."

• "If you need to be coddled and babied, then I'm not the best guy for you. I haven't been good at that. We can clash and butt heads, but it's good because if we see eye to eye on the big picture."

• "I'm a better coach today than I was seven years ago when I took over at Memphis. There are two or three things that are non-negotiable - being an energy giver and having a high motor, but also that winning matters, I want our guys to understand, which I'm trying to teach them, the distaste of losing. It's not OK. You have to hurt."

GEORGIA TECH NOTEBOOK

• "Every one of our games will be a challenge. We can't afford an off night, regardless of who we play."

• "I do know that there will be a stretch where we will encounter some things I've never gone through. This is new to me. I understand that I will have to have great patience. I'm looking forward to the challenge."

• "I'm usually a guy that plays seven or eight guys, but as of this day I'm going to go deeper, because there's not a lot of separation. I'm going to ask the guys that play so hard that we're going to have to give them rest at times."

Transition Points

- Georgia Tech's roster includes 12 scholarship players and two walk-ons. Of the 12 scholarship players, five are seniors.
- Only one member of Tech's starting lineup that was used over the final 11 games of the 2015-16 season is back, but Pastner has two returning players who made more than 10 starts last season - Quinton Stephens (14) and Josh Heath (11).
- Career collegiate starts by current player - Corey Heyward (18), Tadic Jackson (7), Kellen McCormick (2), Jordan Price (10), Quinton Stephens (26).
- Sophomore forward Abdoulaye Gueye and freshman center Sylvester Ogbonda sat out the season as redshirts.
- Tech's top four scorers from a year ago, all seniors, accounted for 71.4 percent of the Yellow Jackets' points, 68.7 percent of the shots taken and 55.2 percent of the minutes.

Pastner's Winning Staff

- Head coach Josh Pastner and all three assistant coaches played major conference Division I basketball - Eric Reveno at Stanford (1985-89), Tavaras Hardy at Northwestern (1998-2002), Darryl LaBarrie at Georgia Tech and Pastner at Arizona (1993-97).
- Tech's coaching staff has participated in 32 NCAA Tournaments collectively - Reveno has been involved in eight NCAA Tournaments as a coach and one as a player; Hardy in three as a coach; LaBarrie in two as a coach and one as a player; and Pastner in 13 as a coach and four as a player.
- Pastner hired two former Georgia Tech players to his staff - assistant coach LaBarrie, who played three years under Bobby Cremins and Paul Hewitt (1998-2001) and was an assistant coach for two years under Hewitt (2009-11), and director of player personnel Mario West, a non-scholarship player under Hewitt (2003-07) who played two seasons in the NBA.
- Only two members of Pastner's staff at Memphis, director of operations Julian Swartz and video coordinator Tyler Benson, followed him to Georgia Tech. All three assistant coaches are new to Pastner's staff.

Quick Recap of 2015-16

Georgia Tech, seeded fourth in the National Invitation Tournament, saw its 2015-16 season come to an end with a 72-56 loss to No. 2 seed San Diego State in the quarterfinals of the National Invitation Tournament at Viejas Arena in San Diego, Calif. The 2015-16 season ended with Tech's 24th post-season appearance in Georgia Tech's basketball history, and the eighth appearance for the Yellow Jackets in the NIT.

The Yellow Jackets compiled a 21-15 overall record, the most wins by a Tech team since the 2009-10 season, and went 8-10 in the ACC, only the 15th team to win as many conference games in the program's 37-year history in the league. Only two Tech teams have won more games overall since 1996.

The Jackets went to San Diego having won eight of their last 10 games, including an 81-62 victory over Houston opening round of the NIT and an 83-66 win on the road over No. 1 seed South Carolina in the second round. Over its last six regular season games, Tech defeated Florida State, No. 19 Notre Dame, Clemson, Boston College and Pittsburgh, and lost only to No. 11 Louisville (on the road by three). The Jackets then defeated Clemson in the first round of the ACC Tournament before falling to fourth-ranked Virginia.

Along the way, Tech defeated five teams that made the NCAA Tournament - Green Bay, Notre Dame, Pittsburgh, VCU and Virginia, and defeated two top-10 teams in Notre Dame and Virginia. Among Tech's 15 losses were 10 the teams in the NCAA Tournament or to Louisville, which would have made the field if not for a self-imposed ban.

• **Free basketball** - Georgia Tech played in the post-season for the first time since 2010, when the Yellow Jackets last played in the NCAA Tournament. Tech played in the NIT for the first time since 2003, and has advanced to the quarterfinals for the fourth time.

• **Twenty-something** - The Yellow Jackets earned their first 20-win season since 2009-10, and their fourth in the last 20 years. Tech has won 20 games in a season 15 times in its history. Only two Tech teams have won more games since 1996 - the 2004 Final Four team (28) and the 2010 NCAA second-round team (23).

• **Tough at home** - Tech finished the season 14-5 at home, percentage-wise its best home record, and its most home wins, in five seasons under Brian Gregory. The Jackets, who closed out the home schedule with five straight wins, have not had a better home record since going 14-2 in 2009-10.

• **On the road** - Tech was 5-8 in road games this season, winning at Tulane, NC State, Florida State, Boston College and South Carolina. The Jackets last won five road games in the 2013-14 season, and last won six road games in the 2007-08 season.

• **Stellar seven** - Tech played seven of the teams that have advanced to the NCAA Sweet 16, the six ACC teams plus Villanova, and went 2-7 against them. The Jackets played three of the four Final Four teams.

• **All-Conference** - Marcus Georges-Hunt was named second-team All-ACC by the league's coaches and third-team by the Atlantic Coast Sports Media Association. He is the second all-conference honoree for Tech under Brian Gregory (Daniel Miller third-team in 2014).

• **Senior citizens** - Five Georgia Tech seniors - Marcus Georges-Hunt, Charles Mitchell, Nick Jacobs, Adam Smith and James White - accounted for 139 of a possible 175 starts, 62.2 percent of the minutes played and 76.2 percent of the Yellow Jackets' scoring.

• **Experienced** - According to KenPom.com, Tech had the ninth most experienced roster in the nation, with an average number of years experience at 2.37. Tech had five seniors (one a fifth-year), three juniors (one in his fourth year in the program) and four sophomores (one in his third year).

• **Finishing strong** - Georgia Tech won five of its last six regular-season games (the lone loss by three points at No. 11 Louisville). It was the Yellow Jackets' best finish since they won seven of nine to close out the 2001-02 regular season.

• **Winning** - Georgia Tech achieved its highest win total, both overall and in the ACC, under Brian Gregory, and had its most wins overall since 2009-10 (23-13) and most in the ACC since 2006-07 (8-8).

• **Historical reference** - In Tech's 37 years in the ACC, 15 Yellow Jacket teams have won eight or more ACC games in the regular season. Only four have won nine or more.

• **Close calls** - Tech's 18 regular-season ACC games were decided by an average of 5.2 points, only one of those by double digits (66-52 loss at Clemson on Feb. 13). The Yellow Jackets won their eight ACC games this season by an average of 4.3 points, and their 10 losses came by an average of 6.3 points. Tech's last seven games before the ACC Tournament quarterfinal loss to Virginia, which included six wins, were decided by a total of 24 points.

• **Close calls II** - Tech lost by double digits only four times all year, two of those to top-2 seeds in the NCAA Tournament - Villanova (69-52) back in November and No. 4 Virginia (72-52) in the quarterfinals of the ACC Tournament - and one on the road to a NIT Final Four team in San Diego State. Until defeating Houston in the first round of the NIT, Tech had not won

Georgia Tech Basketball by the Numbers

1	SEC Championships
1	NCAA Post-Graduate Scholar
1	Naismith Award winner
2	Final Four appearances
2	ACC regular-season titles
2	ACC Players of the Year
2	National Freshmen of the Year
3	ACC Championships
3	Years a Member of the Metro Conference
5	First-team All-America players
6	Jersey numbers retired
6	Academic All-Americans
7	NCAA Sweet 16 appearances
8	Wins over teams ranked No. 1
8	NBA lottery picks
12	ACC Rookie of the Year honorees
14	Head coaches in program history
16	NCAA Tournament berths
18	NBA first-round draft picks
24	Total post-season berths (NCAA and NIT)
32	Years a Member of the SEC
37	Years a Member of the ACC
47	Players taken in the NBA Draft
46	Players selected All-ACC
228	Weeks ranked in either AP or Coaches Poll

2015-16 Team Statistics

Category	2015-16	#ACC	*NCAA
Scoring offense	73.2	11	170
Scoring defense	70.7	10	146
Scoring margin	+2.6	11	146
Field goal pct.	.449	9	127
Field goal pct. def.	.442	12	215
3-pt FG pct.	.357	6	125
3-pt FG made	5.9	13	279
3-pt FG pct. def.	.320	3	46
3-pt FG allowed	5.7	4	n/a
Free throw pct.	.722	8	87
FT made	13.7	11	157
Rebound average	38.8	3	57
Rebound margin	+7.4	2	21
O-Reb per game	13.0	4	33
D-Reb per game	25.8	3	132
Assists per game	13.5	6	153
Turnover margin	-1.4	13	279
Assist/TO ratio	1.2	7	85
Turnovers per game	11.2	8	47
Turnovers forced	9.8	14	336
Blocks per game	4.2	7	82
Steals per game	4.4	15	331
Fouls per game	17.9	9	80
*ACC rankings through games of April 3			
*NCAA rankings (346 teams ranked) through games of April 3			
n/a = no ranking available			

GEORGIA TECH NOTEBOOK

a game by more than seven points since Dec. 23.

ACC Schedule Rotation Set

Every other team in the Atlantic Coast Conference will visit McCamish Pavilion at least once in the next two years. Clemson and Notre Dame, Tech's permanent home-and-away partners, as well as NC State and Syracuse, will come to Atlanta during both seasons.

Tech's home schedule for next season (2016-17) will also include Boston College, Florida State, Louisville, North Carolina and Pittsburgh. In the 2017-18 season, Duke, Miami, Virginia, Virginia Tech and Wake Forest come to Atlanta.

Along with the Tigers and the Fighting Irish, the Yellow Jackets will play NC State and Syracuse twice next season (home and away) and will face Virginia and Wake Forest twice in 2017-18.

The matchups designate the 18-game home and away opponents for each of the next two seasons. Regular-season ACC matchups for the 2016-17 and 2017-18 seasons are listed below.

Georgia Tech: 2016-17

Home/Road: Clemson, Notre Dame, NC State, Syracuse
Home: Florida State, North Carolina, Louisville, Pitt, Boston College
Road: Miami, Duke, Wake Forest, Virginia, Virginia Tech

Georgia Tech 2017-18

Home/Road: Clemson, Notre Dame, Wake Forest, Virginia
Home: Miami, Duke, NC State, Virginia Tech, Syracuse
Road: Florida State, North Carolina, Louisville, Pitt, Boston College

Arts and Letters

Not only has Georgia Tech improved on the court since Gregory arrived, but has made big strides in the classroom as well. Beginning with Moe Miller and Lance Storrs in the summer after Gregory took over the reins at Tech, every four-year senior in the program has graduated.

Derek Craig and Nick Foreman received their Tech degrees in 2012, as did the 2013 senior class of Mfon Udofia, who finished his business administration degree work in the summer, and Pierre Jordan, who completed his Masters degree requirements in building construction in the spring. Brandon Reed graduated in the summer with his management degree before transferring back to Arkansas State to play his final year of basketball.

All three of Tech's four-year seniors in 2013-14 - Kameon Holsey, Daniel Miller and Jason Morris - graduated that spring. Robert Sampson, the Jackets' only undergraduate scholarship senior in 2014-15, graduated in the spring.

From the 2015-16 squad, Marcus Georges-Hunt and Nick Jacobs were on track to complete their undergraduate degrees in May, Georges-Hunt accomplishing the rare feat of graduating in four years, while Charles Mitchell was on schedule to graduate in the summer.

Georges-Hunt and Tadic Jackson have made the Academic All-ACC team twice, and the Yellow Jackets have had at least one player named to that team since it was instituted for the 2010-11 season.

Tech's men's basketball team has recored the highest Academic Progress Report scores the last four years since the NCAA began tracking academic performance in 2004-05. The Jackets scored a perfect team single year APR score of 1000 three straight years from 2011-13.

Six Tech Alumni on NBA Rosters

Six former Georgia Tech basketball stars are on NBA rosters, and all of them remain a part of the teams with which they finished the 2014-15 season.

Iman Shumpert, a four-year NBA veteran, and Thaddeus Young, in his ninth season, both were traded last year in mid-season to Cleveland and Brooklyn, respectively, and helped their new teams to the playoffs. The Cavaliers advanced to the finals

before losing to Golden State.

Jarrett Jack, a 12-year NBA veteran, was traded to Brooklyn prior to last season and helped the Nets reach the playoffs. He is now in his second season with the club but suffered a season-ending knee injury. Anthony Morrow is playing his 10th season in the league as a member of the Oklahoma City Thunder.

Chris Bosh, who spent the first seven years of his NBA career in Toronto, played his fifth season in Miami but saw his season cut short by a heart condition. He returned this season until the All-Star break when health issues re-occurred.

Derrick Favors emerged as a star in his fifth NBA season with Utah and has become a big key to the Jazz' fortunes.

Welcome to The Hank

Georgia Tech has played four seasons in McCamish Pavilion, which was for all intents and purposes, brand new when it opened for the 2012-13 season. The only physical elements of McCamish Pavilion that remain from the venerable Alexander Memorial Coliseum are the roof, which was re-covered, and the 32 steel ribs that support it.

The capacity of McCamish Pavilion is 8,600, including 1,665 seats in the new balcony level and 6,935 seats in the lower seating bowl. There are no suites, but there is a premium club area that seats 500. Alexander Memorial Coliseum seated 9,191 spectators in its final configuration.

The most striking features of McCamish Pavilion are its grand entrance, which fronts 10th and Fowler Streets, the ability for patrons to view the court from the main concourse nearly all the way around, and the theatrical lighting system, which concentrates light on the court while leaving the seating areas dark, modeled after the Staples Center in Los Angeles and Madison Square Garden in New York.

Tech played 55 seasons in Alexander Memorial Coliseum, compiling a record of 556-194 (.741). Miami was the last team to play Tech in Alexander Memorial Coliseum, a game Tech won, and was the first ACC team to play in McCamish Pavilion on Jan. 5, which Miami won. For the 2011-12 season, Tech played its home games at Philips Arena and the Arena at Gwinnett.

Tech's NCAA Tournament History

Georgia Tech played in the NCAA Tournament five times in 11 seasons under head coach Paul Hewitt and has played in the event 16 times in its history. Fifteen of those appearances have occurred from 1985 to the present.

Tech has a record of 23-16 in NCAA Tournament play, highlighted by its 2004 trip to the NCAA title game as well as a Final Four berth in 1990. The Yellow Jackets have reached the NCAA Sweet 16 seven times (1960, 1985, 1986, 1990, 1992, 1996, 2004).

The 2004 and 2005 appearances were the Yellow Jack-

ets' first back-to-back appearances since Bobby Cremins led the Institute to the Big Dance nine straight years from 1985-93.

Georgia Tech has won at least one game in 11 of its 16 NCAA Tournament appearances.

Tech's NIT History

Georgia Tech has a 10-8 record all-time in eight appearances in the National Invitation Tournament, reaching the finals once (1971) and the quarterfinals four other times. The Yellow Jackets are 4-1 in post-season NIT games played at home, 1-5 on the road.

- Tech's last appearance in the NIT before this season occurred in 2003, when current NBA stars Chris Bosh and Jarrett Jack were freshmen on a team that also included B.J. Elder, Tech's 12th all-time leading scorer and Marvin Lewis, No. 21 on the all-time scoring list. That team defeated Ohio State at home and Iowa on the road before falling a game short of going to New York in an 80-72 loss to a Bob Knight-coached Texas Tech team.

- Tech also made the quarterfinals in 1998 with a team led by No. 2 all-time leading scorer Matt Harpring, defeating Seton Hall and Georgetown before losing to Penn State, 75-70. All three games were played at home.

- Tech reached the finals in 1971 behind its all-time leading scorer, Rich Yunkus, defeating LaSalle, Michigan and St. Bonaventure before losing to North Carolina in the championship game. The entire tournament was played at Madison Square Garden in those days.

Tech's ACC Tournament History

Georgia Tech has played in 37 ACC Tournaments, and has a 26-34 all-time record in the event. The Yellow Jackets have won three championships, in 1985 (Atlanta), 1990 (Charlotte) and 1993 (Charlotte).

Tech has been a runner-up four times (1986, 1996, 2005, 2010). The 1986, 1996 and 2010 runs to the finals occurred in Greensboro. Tech also made the finals in 2005 at the Verizon Center in Washington, D.C.

Tech was 0-2 in the ACC Tournament under coach Dwane Morrison, 15-16 under Bobby Cremins (including all three titles), 9-11 under Paul Hewitt (runner-up in 2005 and 2010) and 2-5 under Brian Gregory.

Tech All-Time vs. the ACC

Opponent	Overall	in ACC	Tourney	In McCamish Pavilion	In Opponent Current Venue	Current Streak
Boston College	13-10	9-9	1-2	1-1	3-5	Won 1
Clemson	62-68	34-45	4-1	2-2	8-35	Won 2
Duke	23-69	19-56	3-7	0-1	5-33	Lost 8
Florida State	28-39	18-25	0-2	0-2	8-13	Won 1
Louisville	13-18	0-3	--	0-2	0-1	Lost 5
Miami	8-12	6-12	0-1	0-3	3-4	Lost 1
North Carolina	24-67	22-53	5-4	0-3	4-24	Lost 7
NC State	38-56	30-42	3-3	0-2	3-11	Won 1
Notre Dame	8-6	2-4	0-0	2-1	1-4	Won 1
Pittsburgh	6-3	1-3	0-0	1-1	0-2	Won 1
Syracuse	3-4	1-2	0-0	0-1	1-2	Lost 2
Virginia	40-38	38-37	5-5	2-1	1-5	Lost 1
Virginia Tech	6-16	5-12	1-3	1-2	1-7	Lost 2
Wake Forest	41-38	40-36	0-4	3-0	8-18	Won 2

MCCAMISH PAVILION



The dawning of a new era in Yellow Jackets' basketball was marked by the opening of McCamish Pavilion in November of 2012.

Occupying the same footprint on the corner of 10th and Fowler Streets as the historic Alexander Memorial Coliseum, which hosted Tech basketball games for 55 years and saw the Yellow Jackets post a record of 556-194, McCamish Pavilion opened its doors Nov. 9, 2012 when the Tech men hosted Tulane.

The Yellow Jackets went on to post an 11-6 mark in their first season in the venue and play before an average of 7,365 fans. McCamish Pavilion has drawn raves from friend and foe alike, from its state-of-the-art audio-visual technology to the cozy and intimate, but loud atmosphere.

McCamish Pavilion is named for the late Hank McCamish, a long-time insurance executive in the Atlanta area whose family provided the lead gift for the \$50 million facility. The arena footprint expanded approximately 30,000 square feet over that of Alexander Memorial Coliseum, and the former circular seating bowl was demolished and replaced with a rectangular bowl along with an upper deck.

The most obvious difference is that the walls separating the concourse and the bowl were removed, meaning that the floor is visible from almost every point in the concourse. The familiar domed roof and the 32 steel support beams remain, but the McCamish interior looks nothing like the old Thrillerdome.

Ground was broken for the construction of Tech's new on-campus arena on May 5, 2011, and 18 months later, the Yellow Jackets had a state-of-the-art building with 8,600 seats and a luxurious club area, which provides a cozy view of the court. The lower level seating bowl has 6,935 seats, and the new balcony level seating has 1,665 seats.

Spectators to view the game as they walk to and from concessions and rest rooms, which are all located on the outside of the concourse. The balcony level seating has its own concourses with rest rooms and concessions.

The building features a center-hung scoreboard, with video screens on four sides and a circular message board underneath. The balcony level facing has a 360-degree ribbon board for messaging and graphics.

The lighting system, similar to those at Madison Square Garden and Staples Center in Los Angeles, will illuminate the court while leaving the stands darkened, creating a theatre-like feel to games.

Nearly the entire structure is brand-new, with the one notable exception being the familiar dome of Alexander Memorial Coliseum and its 32 steel ribs, which stayed in place and provided the skeleton for the new structure. A new roof was installed, and the ribs and the ceiling were re-painted. Around the concourses, pieces of the former AMC court have been inlaid into the ribs.

A courtyard was created outside the West entrance to honor William Alexander, the legendary Tech football coach and director of athletics who led the drive to build Alexander Memorial Coliseum in the 1950s.

The court remains named for legendary basketball coach Bobby Cremins, who led the Tech men's team from 1981-2000 and compiled a record of 354-237 with three Atlantic Coast Conference championships and 10 NCAA Tournament appearances in 19 seasons.

The grand entrance to McCamish Pavilion, which faces the corner of 10th and Fowler Streets, includes graphics presentations recognizing Tech's retired jerseys of Roger Kaiser, Rich Yunkus, Mark Price, John Salley, Tom Hammonds and Matt Harpring, as well as coaches Whack Hyder and Cremins, and longtime radio announcer Al Ciraldo. Tech's NCAA Final Four teams of 1990 and 2004 are also recognized in the main entrance.

McCamish Pavilion was the first project in what became a major transformation of the Fowler Street entrance to the Georgia Tech campus. Across the street is the Yellow Jackets' new tennis facility, the Ken Byers Tennis Complex, which opened

Just the Facts

Name: McCamish Pavilion (mc-CAME-ish), named for Atlanta insurance executive Hank McCamish who gave the lead gift for the facility

Capacity: 8,600 (6935 court level, 1665 balcony level)

Cost: \$50 million

Contractor: Whiting-Turner

Architect: Populous

Cremins Court: the court remains named for the former Tech head coach

Alexander Courtyard: located at the Fowler Street entrance, honors the former Tech director of athletics and the history of the former Tech home arena named for him

Grand entrance: 10th and Fowler Streets, foyer includes graphic representations of retired jerseys and Tech's two Final Four appearances

Other entrances: West entrance off Fowler Street (students and media), East entrance from main arena parking (for club patrons)

Features: center-hung scoreboard and video boards, mezzanine fascia ribbon boards, theatrical lighting, primarily chairback seating, club area

Groundbreaking: May 5, 2011

Opening: October, 2012

First public event: Oct. 21, Jacket Jam (men's and women's scrimmages plus other activities)

First men's game: Nov. 9, 2012 vs. Tulane

First women's game: Nov. 11, 2012 vs. Tennessee

Other Highlights

- 2,500 cubic yards of concrete removed
- 3,000 cubic yards of concrete installed
- 500 tons of new steel installed
- Over 1 mile of new railing installed
- 20,000 gallons of paint used
- 2,000 feet of new mechanical piping
- 2,500 feet of new ductwork
- \$4M in new audio-visual and scoreboards
- 50 TVs throughout the concourse and Callaway Club
- Farthest distance material has traveled to get on site: 4,835 miles
- Shortest distance material has traveled to get on site: 1 mile
- Number of Tech alumni involved in the project: Over 100
- Number of days construction will take: 520
- Number of 1950's old style Coke bottles found while installing the underground foundations: 11
- Number of new staircases: 13
- Number of new sports lights for the competition floor: Over 300
- 270-degree court view from concourse

in January of 2013.

Designed by the renowned architectural firm Populous and built under the direction of Whiting-Turner Contracting Company, the arena already has been recognized by the American Institute of Architects of Atlanta for its significant architectural impact on the city's landscape along with such structures as the Sovereign building, TWELVE Centennial Park Tower I, The Atlantic, Loews Midtown, the Atlanta Botanical Garden Hardin Visitor Center, the Georgia Tech Human Research Building rehabilitation, the Martin Luther King, Jr., Federal Building and the Ray Charles Performing Arts Center.

The Atlanta Business Chronicle noted, "The McCamish Pavilion renovation is an example of a project that respects the history of a structure, while making it more functional now and for the future."

"This renovation expands the arena while preserving the character of the original design by a significant Atlanta architect," said Jay Silverman, senior associate of Lord, Aeck & Sargent, Inc., and president of the American Institute of Architects of Atlanta. "It also responds to the character of a growing Georgia Tech campus."

ZELNAK CENTER / LUCK BUILDING



With an eye toward helping Georgia Tech's basketball teams with their practice scheduling and provide better resources for skill development, the Yellow Jackets utilized a former parking area to build a 20,000-square-foot basketball practice facility called the Zelnak Center.

Ground was broken for the facility in April of 2009, and the building opened in October of that year.

Spurred by a lead gift from Steve and Judy Zelnak, the facility was built at a cost of \$5 million and was built in a span of six months and opened in time for the beginning of pre-season practice in October of 2009. Zelnak is chairman, president and chief executive officer of Martin Marietta Materials in Raleigh, N.C., and a current member of the Georgia Tech Advisory Board.

The Zelnak Center is connected to the southeast side of the McCamish Pavilion and includes one full-size court with eight baskets, a 24-seat theater for video instruction and the 2,500-square-foot Robert A. Ancien Strength and Conditioning Center. Heery International was the architect for the project, and Gay Construction Company of Atlanta was the contractor.

The James K. Luck Building, which opened in 1987, is a two-story complex located adjacent to McCamish Pavilion and houses the Yellow Jackets' locker room, a brand-new game room, a reception area and offices for the Tech coaching staff.

The locker room underwent a major renovation this summer, and what formerly served as a weight room for the Yellow Jackets has been converted into a game room complete with flat screen televisions, table tennis and billiards.

Tech's Class of 1961 raised the money and led the effort to build the \$1 million annex in celebration of its 25th anniversary.

The building is named for Jim Luck, the late Tech assistant director of athletics who spearheaded construction of the facility. Luck, a Tech graduate and a member of the Institute's Sports Hall of Fame, served as an assistant football coach for 22 years and head baseball coach for 20 years before moving into administration.



STUDENT-ATHLETES & STAFF

Abdoulaye Gueye	10
Josh Heath	11
Corey Heyward	12
Tadric Jackson	13
Ben Lammers	14
Christian Matthews/Kellen McCormick	15
Shaheed Medlock/Justin Moore	16
Sylvester Ogbonda/Josh Okogie	16
Jodan Price/Rand Rowland	17
Quinton Stephens	18
Head coach Josh Pastner	22-24
Assistant coaches Hardy/LaBarrie/Reveno	25-26
Support Staff	26-27
Institute President G.P. “Bud” Peterson	28
Director of Athletics Todd Stansbury	28
Faculty Athletics Representative Reginald DesRoches	29
Athletic Administration	29

STUDENT-ATHLETE PROFILES


ABDOULAYE GUEYE

34

Forward • 6-9 • 211 • Red-shirt Sophomore • Dakar, Senegal • Central Park Christian (Birmingham, Ala.)

Career Notes

Three-star power forward originally from Dakar, Senegal who enrolled at Central Park Christian School in Birmingham in October 2012 as part of the school's exchange program ... Excellent size, length and skill level allows him to play inside and out ... Has a 7-foot-3 wingspan ... Has built a reputation as a shot-blocker who can run the floor, handle the ball, shoot jump shots and defend multiple positions ... On a list of the top players in the state of Alabama compiled by AL.com, Gueye is No. 4.



2015-16

Averaged 13.3 minutes, 5.3 rebounds and 2.3 points in three games on Tech's August trip to the Bahamas ... Top game was seven points and five boards in game 2 vs. Providence Storm.

2014-15

Played in eight games, four in the ACC ... Played a career-high eight minutes in each game against North Carolina, scoring a basket in the Feb. 21 game in Chapel Hill ... Made his collegiate debut against Alabama A&M, playing six minutes ... Tip-in field goal at the halftime buzzer for his only points.

High School

Coached by Donovan Broadnax at Central Park Christian ... Averaged 14 points, 12 rebounds and four blocked shots as a senior to help the Eagles win the National Association of Christian Athletes (NACA) Division 1A Championship ... Named the defensive MVP of the championship ... Averaged 11 points and nine rebounds in his first season at Central Park Christian in 2012-13 ... Honor Roll student ... Also played for the Birmingham Ice on the AAU circuit.

Personal

Full name is Abdoulaye Gueye, pronounced "Ab-DOO-lay Gay" ... Goes by the nickname "A.D." ... Born November 24, 1994 in Dakar, Senegal ... Son of Ousmane and Ndeye Gueye, has three older sisters and one brother ... Kevin Durant of the Oklahoma City Thunder in the NBA is the player after whom he models his game ... Majoring in business administration.

CAREER HIGHS

Points: 2, Alabama A&M -- 11/18/14 ; at North Carolina -- 2/21/15
Rebounds: 1, 6 times
Steals: 1, Alabama A&M -- 11/18/14 ; USC Upstate -- 12/6/14 ; North Carolina -- 3/3/15
Blocks: 1, IPFW -- 11/21/14 ; at North Carolina -- 2/21/15
FG made: 1, Alabama A&M -- 11/18/14 ; at North Carolina -- 2/21/15
FG attempts: 1, 5 times
3FG attempts: 1, North Carolina -- 3/3/15
FT attempts: 2, North Carolina -- 3/3/15
Minutes: 8, at North Carolina -- 2/21/15 ; North Carolina -- 3/3/15

CAREER ACC HIGHS

Points: 2, at North Carolina -- 2/21/15
Rebounds: 1, 4 times
Steals: 1, North Carolina -- 3/3/15
Blocks: 1, at North Carolina -- 2/21/15
FG made: 1, at North Carolina -- 2/21/15
FG attempts: 1, at North Carolina -- 2/21/15 ; Wake Forest -- 2/7/15 ; North Carolina -- 3/3/15
3FG attempts: 1, North Carolina -- 3/3/15
FT attempts: 2, North Carolina -- 3/3/15
Minutes: 8, at North Carolina -- 2/21/15 ; North Carolina -- 3/3/15

GUEYE GAME-BY-GAME STATISTICS

2014-15	Min	FG-A	3FG-A	FT-A	O-D-T	Avg	PF	A	TO	Blk	Stl	Pts	Avg
ALABAMA A&M	6	1-1	0-0	0-0	1-0-1	1.0	0	0	1	0	1	2	2.0
IPFW	2	0-0	0-0	0-0	0-0-0	0.5	1	0	1	1	0	0	1.0
USC UPSTATE	3	0-1	0-0	0-0	1-0-1	0.7	0	0	2	0	1	0	0.7
APPALACHIAN STATE	3	0-0	0-0	0-0	0-0-0	0.5	1	0	1	0	0	0	0.5
at Virginia	2	0-0	0-0	0-0	0-1-1	0.6	0	0	0	0	0	0	0.4
WAKE FOREST	2	0-1	0-0	0-0	0-1-1	0.7	1	0	0	0	0	0	0.3
at North Carolina	8	1-1	0-0	0-0	0-1-1	0.7	0	0	0	1	0	2	0.6
NORTH CAROLINA	8	0-1	0-1	0-2	0-1-1	0.8	0	0	0	0	1	0	0.5

CAREER STATISTICS

Year	GP	GS	Min	Avg	FG	FGA	Pct	3FG	3FGA	Pct	FT	FTA	Pct	Off	Def	Tot	Avg	PF	FO	Ast	TO	Blk	Stl	Pts	Avg
2014-15	8	0	34	4.3	2	5	.400	0	1	.000	0	2	.000	2	4	6	0.8	3	0	0	5	2	3	4	0.5
TOTAL	8	0	34	4.3	2	5	.400	0	1	.000	0	2	.000	2	4	6	0.8	3	0	0	5	2	3	4	0.5

CAREER STATISTICS - ACC GAMES

Year	GP	GS	Min	Avg	FG	FGA	Pct	3FG	3FGA	Pct	FT	FTA	Pct	Off	Def	Tot	Avg	PF	FO	Ast	TO	Blk	Stl	Pts	Avg
2014-15	4	0	20	5.0	1	3	.333	0	1	.000	0	2	.000	0	4	4	1.0	1	0	0	0	1	1	2	0.5
TOTAL	4	0	20	5.0	1	3	.333	0	1	.000	0	2	.000	0	4	4	1.0	1	0	0	0	1	1	2	0.5

STUDENT-ATHLETE PROFILES

JOSH HEATH

11

Guard • 6-2 • 175 • Senior • Tampa, Fla. • Tampa Preparatory School/South Florida

Career Notes

Former University of South Florida guard and Tampa high school standout now in his third season at Georgia Tech ... Transferred to Tech after his father and USF coach, Stan Heath, left the Bulls at the end of the 2013-14 season ... Was granted immediate eligibility by the NCAA and has three years at Tech beginning with the 2014-15 season ... Possesses good basketball IQ, ability to create scoring opportunities and make intelligent basketball decisions ... Played the entire 2014-15 season with two hernias, limiting his ability to maintain in-season weight training and conditioning ... Underwent successful surgery to repair those following the season ... Underwent surgery to repair a torn labrum in his right hip following the 2015-16 season.



2015-16

Tech's starting point guard for the first 15 games this season, and in 21 games overall ... Had 95 assists and 30 turnovers (3.17-1), would have ranked second in the ACC and in the nation's top 20, but did not have enough assists to qualify ... Averaged 2.79 assists per game (season overall) and had four or more in 12 games ... 61-to-18 ratio in his last 18 games, including 30-to-10 in ACC games ... Played 26 turnover-free minutes at NC State, his first start since Jan. 6, and has committed only three turnovers in his last nine games (140 minutes) ... Thirteen turnover-free games this season ... Had played just 51 minutes total in nine games before Tech's second-round NIT game at South Carolina, when he played 23 off the bench (5 points, 4 assists) ... Played 20 at San Diego State ... Did not play at all at Florida State or Louisville ... Two double-figure scoring games this season, including 12 vs. VCU (3-5 FG, 5-6 FT) ... Played season-high 29 minutes in absence of injured teammate Travis Jorgenson ... Scored season-high 13 points against Green Bay and went 6-for-7 from the floor to match his career best in field goals made ... Has four double-figure games at Tech ... Solid three games on Tech's August trip to the Bahamas, averaging 6.3 points and 4.0 assists while hitting 52.9 percent from the floor ... Went 5-for-6 and scored 10 points against the Atlantis All-Stars.

2014-15

Part-time starter at point guard who made few mistakes ... Can hit the open jumper and has a reliable pull-up runner in the lane ... Started four games, including ACC games against Notre Dame (1/14) and Pittsburgh (1/17) ... Enjoyed the best game of his college career in Tech's Feb. 16 win over Clemson, scoring a career-high 14 points (4-5 FG, 6-6 FT) with three assists and three steals with no turnovers in 22 minutes ... Averaged 2.7 assists per game and has just 40 turnovers (2.08-1 assist-turnover ratio) ... 29 assists and 10 turnovers over Tech's last 13 games ... Had nine zero-turnover games, six in ACC play ... Came up big in Tech's win at Northwestern, scoring career-high 12 points, including two key baskets in the final 2:30 as the Wildcats drew within a point ... Went 6-for-6 from the floor and had five assists against no turnovers ... Started Tech's games against Alabama A&M and IPFW due to Travis Jorgenson's sore knee, dishing seven assists against no turnovers in each game ... Averaged 8.0 ppg and 4.0 rpg in those games.

At South Florida

Played one season for his father at South Florida in 2013-14 ... Was set to red-shirt during the 2013-14 season, but dressed and played for the first time on Jan. 9 after an injury to guard Anthony Collins ... Played 17 games and started the last four of the season as the Bulls finished 12-20 ... Finished the season with averages of 2.6 points, 1.4 rebounds and a team-best 3.6 assists in 17 games ... Posted a 2.2 assist/turnover ratio, which ranked No. 2 in the American Athletic Conference in conference-only games, and finished the season with 62 assists and 27 turnovers, a 2.3 ratio ... Scored a season-best eight points in the first round of the conference tournament against Rutgers.

High School

Two-time all-state performer at Tampa Prep for coach Joe Fenlon ... Averaged 11.9 points, 6.0 assists and 2.0 steals per game, leading Tampa Prep to a 27-3 record, and earned first-team Class 3A All-State honors as a senior ... Posted 12.4 points, 7.1 assists and 2.5 steals as a junior while helping lead the Terps to the Class 3A state championship ... During Tampa Prep's state championship run, he was named the Tournament MVP after scoring 36 points with 16 assists and 14 rebounds during the semis and final ... Scored more than 1,000 points in his high school career and holds the career assist record at Tampa Prep.

Personal

Full name is Josh Stanley Heath ... Born December 28, 1994 in Bowling Green, Ohio ... Son of Stan and Ramona Heath ... Father Stan has been the head coach at Kent State, Arkansas and South Florida following a 14-year career as an assistant coach on the college level ... Has an older brother, Jordan ... Majoring in business administration.

SOUTH FLORIDA CAREER HIGHS

Points: 7, vs. Connecticut -- 2/26/14
Rebounds: 4, at Rutgers -- 3/1/14
Assists: 8, at Houston -- 3/4/14
Steals: 3 (twice), last at Houston -- 3/4/14
Blocks: 1, vs. Connecticut -- 2/26/14
FG made: 3, at Rutgers -- 3/1/14
FG attempts: 5 (twice), last at Rutgers -- 3/1/14
3FG made: 1 (twice), last vs. Connecticut -- 2/26/14
3FG attempts: 2 (twice), vs. Connecticut -- 2/26/14
FT made: 3, vs. Louisville -- 1/22/14
FT attempts: 4, vs. Louisville -- 1/22/14
Minutes: 35, at Houston -- 3/4/14

GEORGIA TECH CAREER HIGHS

Points: 14, Clemson -- 2/16/15
Rebounds: 4, Alabama A&M -- 11/18/14; IPFW -- 11/21/14; at Clemson -- 2/13/16
Assists: 9 [t-2nd], Southeastern Louisiana -- 12/21/15
Steals: 4 [t-9th], Cornell -- 11/13/15
Blocks: 1, 5 times
FG made: 6, Green Bay -- 11/19/15; at Northwestern -- 12/03/14
FG attempts: 8, Notre Dame -- 1/14/15
3FG made: 1, 8 times
3FG attempts: 2, 7 times
FT made: 6, Clemson -- 2/16/15
FT attempts: 6, 5 times
Minutes: 30, Notre Dame -- 1/14/15

GEORGIA TECH CAREER ACC HIGHS

Points: 14, Clemson -- 2/16/15
Rebounds: 4, at Clemson -- 2/13/16
Assists: 6 [t-9th], at North Carolina -- 01/02/16
Steals: 3, Notre Dame -- 1/14/15; at NC State -- 1/27/16; Clemson -- 2/16/15
Blocks: 1, at Miami -- 1/28/15; Louisville -- 2/23/15
FG made: 4, Clemson -- 2/16/15
FG attempts: 8, Notre Dame -- 1/14/15
3FG made: 1, Louisville -- 1/23/16; Boston College -- 1/25/15; at Clemson -- 2/28/15
3FG attempts: 2, Boston College -- 1/25/15; at Clemson -- 2/28/15
FT made: 6, Clemson -- 2/16/15
FT attempts: 6, at Virginia Tech -- 02/09/15; at Miami -- 1/28/15; Clemson -- 2/16/15
Minutes: 30, Notre Dame -- 1/14/15

HEATH GAME-BY-GAME STATISTICS

see page 19

CAREER STATISTICS

Year	GP	GS	Min	Avg	FG	FGA	Pct	3FG	3FGA	Pct	FT	FTA	Pct	Off	Def	Tot	Avg	PF	FO	Ast	TO	Blk	Stl	Pts	Avg
2013-14*	17	4	340	20.0	16	47	.340	2	9	.222	10	13	.769	7	17	24	1.4	22	0	62	27	2	12	44	2.6
2014-15	31	4	605	19.5	47	114	.412	3	13	.231	36	53	.679	9	35	44	1.4	37	0	83	40	3	20	133	4.3
2015-16	34	21	599	17.6	31	81	.383	5	17	.294	24	30	.800	11	26	37	1.1	55	0	95	30	2	19	91	2.7
TOTAL	82	29	1544	18.8	94	242	.388	10	39	.256	70	96	.729	27	78	105	1.3	114	0	240	97	7	51	268	3.3

CAREER STATISTICS - CONFERENCE GAMES

Year	GP	GS	Min	Avg	FG	FGA	Pct	3FG	3FGA	Pct	FT	FTA	Pct	Off	Def	Tot	Avg	PF	FO	Ast	TO	Blk	Stl	Pts	Avg
2013-14*	16	3	311	19.4	13	42	.310	2	9	.222	8	11	.727	6	15	21	1.3	19	0	55	25	2	12	36	2.3
2014-15	18	2	342	19.0	23	65	.354	2	6	.333	24	31	.774	5	19	24	1.3	20	0	37	21	2	15	72	4.0
2015-16	16	8	237	14.8	6	27	.222	1	3	.333	12	16	.750	4	10	14	0.9	27	0	30	10	0	6	25	1.6
TOTAL	50	13	890	17.8	42	134	.313	5	18	.278	44	58	.759	15	44	59	1.2	66	0	122	56	4	33	133	2.7

*at South Florida

STUDENT-ATHLETE PROFILES

COREY HEYWARD

30

Guard • 6-1 • 212 • Red-shirt Senior • Duluth, Ga. • Peachtree Ridge HS/Hargrave Military Academy

Career Notes

Former all-state guard from Georgia in his final season playing for the Yellow Jackets ... Coaches like his character, toughness and competitiveness ... Sat out the 2012-13 season after tearing the anterior cruciate ligament in his left knee in late June, had surgery in July ... Re-injured the knee and underwent a second surgery on Dec. 13, 2012 ... Has gone on to play both guard positions in a starting and reserve role in his three seasons since ... A 2011 all-state guard from Peachtree Ridge High School who signed with Morehead (Ky.) State out of high school, but elected to spend the 2011-12 academic year at Hargrave Military Academy in Chatham, Va. ... Named to the ACC Academic Honor Roll in 2013.



High School

Named first-team all-state in class AAAAA by the *Atlanta Journal-Constitution* in 2011, and also was named Region 7 Player of the Year, following a 2010-11 season in which he averaged 16.6 points, 5.2 assists, and 3.5 rebounds per game for Peachtree Ridge High School ... The Lions finished the season as regional runners-up with a season record of 21-9 ... At Hargrave, he averaged 11 points, 6 rebounds and 6 assists, helping the Tigers to a 38-1 record and the championship game of the national prep school championship ... Member of the National Honor Society, which he says is his most memorable non-athletic achievement.

Personal

Full name is Corey William Heyward ... Born August 29, 1993 in Pittsburgh, Pa. ... Son of Craig and Charlotte Heyward ... Father was the former NFL and University of Pittsburgh running back known as "Ironhead" who passed away in 2006 ... Has a brother, Cameron, who starred in football at Ohio State and now plays for the Pittsburgh Steelers ... Two younger siblings, Meagan and Connor ... Says he took basketball as his main sport around age 11 watching his older brother play organized basketball ... Majoring in business administration.

2015-16

Played in eight games, limited minutes during the season ... One of four Tech players to average double figures on the team's August trip to the Bahamas (10.0 ppg) ... Shot 63.2 percent (12-of-19) from the floor, hitting 3-of-7 from three-point range ... Also had 12 assists with five turnovers.

2014-15

Reserve combo guard who played in just four non-conference games, but saw significant action in 14 ACC games (DNP vs. Duke, FSU) - 12.3 minutes per game, three starts - and played 23 minutes in the ACC Tournament loss to Boston College ... Saw his first ACC action of the season at Wake Forest Jan. 10 (6 minutes, 1-3 FG, 1 assist) and started Tech's next three games against Notre Dame, Pittsburgh and Virginia ... Did not score much (1.3 ppg), but had 10 assists and six turnovers over that stretch and played solid defense on the perimeter ... Had team's lowest turnover rate at 1.2 per 40 minutes.

2013-14

Point guard who began taking on a larger role in the Notre Dame game on 1/11, first off the bench, then as a starter, providing good defense and some key playmaking ... Started 14 of Tech's last 15 games, averaging 1.5 points and 2.5 rebounds in 25.6 minutes per game ... Also had 31 assists and 18 turnovers in that span ... Had a 34/17 assist/turnover ratio in ACC regular-season games (45/26 for the season), and was 5-of-9 on 3s ... Zero turnovers in seven of his 15 ACC starts ... Scored career-high six points (two 3s, 2-4 FG) and matched his career-best of five assists in Tech's 2/13 win over Boston College ... Had five assists and no turnovers in 32 minutes at Clemson ... Beginning with Notre Dame on 1/11, averaged 13 over the next three games before joining the starting lineup at BC on 1/21 ... Played 12 important minutes against the Irish with two assists, no turnovers and four rebounds as Trae Golden was in late foul trouble ... Hit his first three of the season, recorded two assists and played solid defense against ACC scoring leader Olivier Hanlan in Tech's win at Boston College on 1/21 ... Played in all but one game (DNP vs. Dayton) and made one other start against East Tennessee State ... Began getting more court time after Travis Jorgenson went down with a knee injury Nov. 20, including 21 minutes against East Tennessee State and 10 against Kennesaw State ... Scored his first collegiate field goal against Mississippi Valley State (11/26).

CAREER HIGHS

Points: 6, Boston College -- 2/13/14
Rebounds: 5, at Boston College -- 1/21/14 ; at Syracuse -- 3/4/14
Assists: 5, Boston College -- 2/13/14 ; at Clemson -- 2/4/14
Steals: 3, Alabama A&M -- 11/18/14 ; vs Clemson -- 3/14/14
Blocks: 1, 5 times
FG made: 2, Boston College -- 2/13/14 ; vs Boston College -- 3/10/15
FG attempts: 4, Boston College -- 2/13/14 ; vs Boston College -- 3/10/15
3FG made: 2, Boston College -- 2/13/14
3FG attempts: 2, 5 times
FT made: 2, Delaware State -- 11/11/13 ; Duke -- 2/18/14
FT attempts: 2, 12 times
Minutes: 33, Boston College -- 2/13/14

CAREER ACC HIGHS

Points: 6, Boston College -- 2/13/14
Rebounds: 5, at Boston College -- 1/21/14 ; at Syracuse -- 3/4/14
Assists: 5, Boston College -- 2/13/14 ; at Clemson -- 2/4/14
Steals: 2, at Wake Forest -- 2/1/14 ; Clemson -- 2/22/14 ; Virginia Tech -- 3/8/14
Blocks: 1, at NC State -- 01/26/14 ; Boston College -- 1/25/15 ; at Clemson -- 2/4/14
FG made: 2, Boston College -- 2/13/14
FG attempts: 4, Boston College -- 2/13/14
3FG made: 2, Boston College -- 2/13/14
3FG attempts: 2, 4 times
FT made: 2, Duke -- 2/18/14
FT attempts: 2, 7 times
Minutes: 33, Boston College -- 2/13/14

HEYWARD GAME-BY-GAME STATISTICS

see page 19

CAREER STATISTICS

Year	GP	GS	Min	Avg	FG	FGA	Pct	3FG	3FGA	Pct	FT	FTA	Pct	Off	Def	Tot	Avg	PF	FO	Ast	TO	Blk	Stl	Pts	Avg
2013-14	32	15	527	16.5	10	35	.286	6	14	.429	6	13	.462	10	39	49	1.5	59	0	45	26	4	22	32	1.0
2014-15	19	3	225	11.8	8	26	.308	2	11	.182	7	13	.538	3	11	14	0.7	29	0	10	8	1	10	25	1.3
2015-16	8	0	22	2.8	2	5	.400	1	2	.500	0	0	.000	0	1	1	0.1	1	0	0	2	0	1	5	0.6
TOTAL	59	18	774	13.1	20	66	.303	9	27	.333	13	26	.500	13	51	64	1.1	89	0	55	36	5	33	62	1.1

CAREER STATISTICS - ACC GAMES

Year	GP	GS	Min	Avg	FG	FGA	Pct	3FG	3FGA	Pct	FT	FTA	Pct	Off	Def	Tot	Avg	PF	FO	Ast	TO	Blk	Stl	Pts	Avg
2013-14	18	12	371	20.6	7	25	.280	5	9	.556	2	5	.400	7	32	39	2.2	36	0	34	17	2	11	21	1.2
2014-15	14	3	172	12.3	5	20	.250	2	10	.200	6	11	.545	3	9	12	0.9	25	0	8	5	1	5	18	1.3
2015-16	1	0	1	1.0	0	0	.000	0	0	.000	0	0	.000	0	0	0	0.0	0	0	0	0	0	0	0	0.0
TOTAL	33	15	544	16.5	12	45	.267	7	19	.368	8	16	.500	10	41	51	1.5	61	0	42	22	3	16	39	1.2

STUDENT-ATHLETE PROFILES

TADRIC JACKSON

Guard • 6-2 • 209 • Junior • Tifton, Ga. • Tift County HS

Career Notes

Top guard in the state of Georgia who has missed only one game in two seasons at Tech and started seven ... Left-handed guard with the ability to score in a variety of ways, explode to the basket, create for others, and defend with intensity ... Has made the ACC All-Academic team both of his years at Tech ... Came to Tech on the heels of winning a class 6A state championship with Tift County High School and being named all-class Player of the Year in the state.



2015-16

Averaged 4.7 ppg, sixth on the team, and hit 27.7 percent on threes ... Converted 46.2 percent from inside the arc ... Last 4 games of the season: 6.8 ppg, 10-for-14 from the floor, 4-for-7 beyond the arc ... Five double-figure games in 2015-16 ... Scored 11 points on 4-for-4 shooting against Virginia in the ACC Tournament ... Put two quality games back-to-back - season-high 15 points vs. Duke followed by 13 vs. Miami ... 11-for-22 from the floor combined ... 0-for-6 on threes vs. Duke, but went 2-for-4 vs. Miami ... cored 14 points at Georgia, 11 in the season opener against Cornell ... Hit three threes at Georgia, matching a career high set early his freshman year against Rhode Island ... Scored seven points against Villanova ... Hit a pair of threes and shot 4-for-6 from the floor for season-high 11 points, two assists and no turnovers against Cornell ... Had just 30 turnovers this season and 44 assists (13.8 minutes per game) ... Averaged 14.0 points, third-highest on the team, over three games on Tech's summer trip to the Bahamas, hitting 42.5 percent from the floor and 5-of-16 on threes ... High game was 21 in second game win over Providence Storm (8-13 FG, 2-6 on 3s).

2014-15

Made the ACC Academic Honor Roll ... Wing guard who struggled to put the ball in the basket from the outside but found other ways to score ... Started Tech's last six games, replacing Chris Bolden, playing 131 total minutes and averaging 9.8 points, Tech's second-leading scorer over that stretch ... Hit 22-for-69 from the floor (31.9 pct.) with 12 assists and four turnovers ... Scored 16 points (6-for-15 FG, two 3s) against Boston College in the ACC Tournament, one point shy of his season high of 17 against Marquette (7-for-15) on Nov. 27 in the Orlando Classic ... Played a career-high 34 minutes against North Carolina on March 3, scoring nine points and grabbing a season-best seven rebounds (3 assists, 1 turnover) ... Averaged 15 minutes and 5.4 points for the season, mostly off the bench (15.3 mpg, 4.2 ppg in ACC games) ... Had three double-digit games against ACC teams, including 12 on Feb. 28 at Clemson ... Also scored 10 off the bench at Virginia Tech ... Had six double-digit games altogether this season ... Scored 12 each vs. Appalachian State and Dayton ... Scored 12 points total in Orlando Classic wins against Rider and Rhode Island, going 10-for-11 from the free throw line to help Tech salt away those wins.

High School

Under coach Eric Holland, earned all-state honors four straight years, helping Tift County to four regional championships and 101 wins ... Also made the MaxPreps 2013-14 All-America team ... A 4-star prospect ranked as high as 68th nationally in the class of 2014 (by ESPN.com) and rated the top guard in the state by national recruiting analyst Justin Young on Hoopseen.com ... Rated 14th nationally at his position ... Led Tift County to the class 6A state championship in 2014 with a 29-3 record and was named all-class Player of the Year in Georgia by the *Atlanta Journal-Constitution* ... Averaged 18.9 points and 4.0 rebounds per game as a senior, but became more of a complete player, averaging five fewer shots per game with big improvements in assists (3.6 per game) and on the defensive end ... Scored 15 points with five assists in the championship game in Macon, 35 with three assists the semi-final win, which was played at McCamish Pavilion ... Averaged 15.4 points a game as a junior, and helped Tift County to a 26-5 record and a state ranking of No. 3 ... Also played for the Georgia Stars AAU team.

Gave up football to concentrate on hoops early in his high school career, but was considered one of Georgia's top quarterback prospects following promising freshman and sophomore campaigns.

Personal

Full name is Tadric Dre'von Jackson ... First name pronounced "TODD-rick" ... Born October 26, 1994 in Fort Polk, La. ... Son of Natasha Jackson ... Comes from a family of six children ... Cousin of former Tech player Chris Bolden ... Majoring in business administration.

CAREER HIGHS

Points: 17, vs Marquette -- 11/27/14
Rebounds: 7, North Carolina -- 3/3/15
Assists: 5, Clemson -- 2/16/15
Steals: 2, at Georgia -- 12/19/15 ; at Clemson -- 2/13/16 ; vs Clemson -- 3/9/16
Blocks: 2, Louisville -- 2/23/15
FG made: 7, vs Marquette -- 11/27/14
FG attempts: 15, vs Marquette -- 11/27/14 ; vs Boston College -- 3/10/15 ; North Carolina -- 3/3/15
3FG made: 3, vs Marquette -- 11/27/14 ; at Georgia -- 12/19/15
3FG attempts: 8, vs Marquette -- 11/27/14
FT made: 6, vs Rider -- 11/28/14
FT attempts: 7, at Clemson -- 2/28/15
Minutes: 34, North Carolina -- 3/3/15

CAREER ACC HIGHS

Points: 15, Duke -- 2/2/16
Rebounds: 7, North Carolina -- 3/3/15
Assists: 5, Clemson -- 2/16/15
Steals: 2, at Clemson -- 2/13/16
Blocks: 2, Louisville -- 2/23/15
FG made: 6, Duke -- 2/2/16
FG attempts: 15, North Carolina -- 3/3/15
3FG made: 2, 4 times
3FG attempts: 7, at Clemson -- 2/28/15 ; North Carolina -- 3/3/15
FT made: 3, Duke -- 2/2/16
FT attempts: 7, at Clemson -- 2/28/15
Minutes: 34, North Carolina -- 3/3/15

JACKSON GAME-BY-GAME STATISTICS

see pages 20

CAREER STATISTICS

Year	GP	GS	Min	Avg	FG	FGA	Pct	3FG	3FGA	Pct	FT	FTA	Pct	Off	Def	Tot	Avg	PF	FO	Ast	TO	Blk	Stl	Pts	Avg
2014-15	30	6	451	15.0	55	201	.274	16	90	.178	37	60	.617	16	35	51	1.7	36	1	28	17	4	4	163	5.4
2015-16	36	1	496	13.8	60	156	.385	18	65	.277	31	52	.596	8	34	42	1.2	48	0	44	30	3	16	169	4.7
TOTAL	66	7	947	14.3	115	357	.322	34	155	.219	68	112	.607	24	69	93	1.4	84	1	72	47	7	20	332	5.0

CAREER STATISTICS - ACC GAMES

Year	GP	GS	Min	Avg	FG	FGA	Pct	3FG	3FGA	Pct	FT	FTA	Pct	Off	Def	Tot	Avg	PF	FO	Ast	TO	Blk	Stl	Pts	Avg
2014-15	17	5	260	15.3	26	104	.250	9	44	.205	10	24	.417	10	20	30	1.8	20	1	17	9	4	3	71	4.2
2015-16	18	1	240	13.3	27	68	.397	7	29	.241	14	23	.609	5	18	23	1.3	30	0	23	19	3	8	75	4.2
TOTAL	35	6	500	14.3	53	172	.308	16	73	.219	24	47	.511	15	38	53	1.5	50	1	40	28	7	11	146	4.2

STUDENT-ATHLETE PROFILES

BEN LAMMERS

44

Center • 6-10 • 227 • Junior • San Antonio, Texas • Alamo Heights HS

Career Notes

Developed into a key reserve in the post for Georgia Tech last season as a sophomore after he added 20 pounds of muscle in the off-season ... Skilled post player who is continually improving, has become more aggressive on both ends of the floor ... True center who can rebound in and out of his area, runs the court well, and has improved his ability to step out and make shots ... Plays big and knows how to use his body to seal defenders in the lane where he can catch and finish around the rim at a high percentage.



2015-16

Quietly improved game-by-game as a sophomore ... Averaged 15.5 minutes in ACC games, making his presence felt as a shot-blocker (27 in 18 games) as a scorer (23-for-40 from the floor) and facilitator (8 assists, 7 turnovers), while averaging 3.1 points and 4.3 rebounds ... Scored nine points (4-4 FG) with five rebounds and two blocks against Houston in the NIT opener ... Added six rebounds at South Carolina ... Tied a career high by blocking four shots against Clemson, including a three-point try by Donte Grantham with 32 seconds left in the game as Tech clung to a one-point lead ... Blocked two others by grabbing the ball out of the air for a rebound ... Also had seven rebounds and hit both of his field goal attempts in 21 minutes ... Averaged 3.6 ppg and 4.0 rpg in 14.8 minutes per game while hitting 65.5 percent of his field goal tries overall ... Leads the team in blocked shots (47), including a career-high four against Virginia Tech and Clemson, three vs. Miami, three at Boston College ... Set career highs in points twice this season, first with eight points and nine rebounds in a career-high 19 minutes against Green Bay ... Scored 10 points with eight boards against Arkansas ... Had his best ACC game of the season at Syracuse, matching his career high with 10 points while grabbing seven rebounds in 22 minutes (tied career high) ... Scored six points with six rebounds and four blocks in just 17 minutes against Virginia Tech ... Six points and six rebounds at Florida State ... Six points (3-3 FG) and three boards vs. Notre Dame ... Went 1-5 FG, 3-4 FT, with 1 assist, 1 block, 1 steal in 21 minutes at North Carolina ... Played one of his best games this season against Duquesne, with five points, six rebounds and a career-high three blocks in 15 minutes ... Added 20 pounds of muscle and played more aggressively in Tech's August trip to the Bahamas ... Averaged 7.3 points and a team-high 8.3 rebounds in three games, hitting 58.3 percent from the floor and 8-of-10 from the free throw line ... Had nine points and 14 rebounds in the opening win over the Atlantis All-Stars, 10 points and seven boards against Providence Storm.

2014-15

Earned some playing time in relief of Tech's primary three big men ... Averaged 5.9 minutes off the bench in 19 games (5.7 mpg in 12 ACC games), scoring a total of 22 points ... Had 28 total rebounds (1.5 per game) ... Played double-digit minutes in both games against North Carolina ... Career-high 16 minutes in Chapel Hill, scoring career-high six points and matching his best with four rebounds ... Also had an assist, a block and a steal ... Had one field goal and one rebound in 13 minutes in March 3 game ... Scored a basket and matched his high with four rebounds at Duke in 13 minutes ... Played 12 minutes against Appalachian State (1-2 FG, 2 rebs) and 13 against Alabama A&M, his highs during the non-conference season ... Grabbed a season-best four rebounds in seven minutes against Rhode Island.

High School

Three-star prospect who rated the 10th-best overall prospect in the state of Texas according to TexasHoops.com, and the 19th-best center in the nation ... An all-state choice his last three years at Alamo Heights High School for coach Andrew Brewer, and was named the defensive MVP in his school's district all three years ... Averaged 16.3 points and 10.0 rebounds in 26 games as a senior before suffering a knee injury (the Mules went on to post a 28-5 record and reached the state playoffs) ... Averaged 14.6 points, 10.6 rebounds and 4.6 blocks per game as a junior, helping Alamo Heights

advance to the class AAAA regional finals and a 32-4 final record ... In 104 career varsity games, averaged 14.6 points, 9.5 rebounds and 5.0 blocks per game while hitting 71 percent of his shots from the floor ... Holds school records for blocks and rebounds in a season and blocks in a career ... Also played AAU ball for the South Texas Spurs, which sent three players to Division I schools ... Played one year of football as a tight end/defensive end ... National Honor Society member and honor roll student.

Personal

Full name is Benjamin William Lammers ... Born November 12, 1995 in Houston, Texas ... Son of Chris and Linda Lammers ... Has an older brother and an older sister ... Father played football at Texas A&M (1982-84) ... Brother Nick played soccer at Colorado College (2009-13), and sister Allie is on academic scholarship to Texas A&M ... Enjoys studying World Wars I and II, fishing and video games ... Involved in the Young Men's Service League for four years in high school ... Pursuing a degree in mechanical engineering.

CAREER HIGHS

Points: 10, at Syracuse -- 1/30/16 ; vs Arkansas -- 11/26/15
Rebounds: 9, Green Bay -- 11/19/15
Assists: 2, at Pittsburgh -- 1/6/16 ; Cornell -- 11/13/15 ; Wofford -- 12/1/15
Steals: 2, at Syracuse -- 1/30/16 ; at Georgia -- 12/19/15 ; at Louisville -- 3/1/16
Blocks: 4, Virginia Tech -- 1/16/16 ; Clemson -- 2/23/16
FG made: 5, vs Arkansas -- 11/26/15
FG attempts: 8, at Syracuse -- 1/30/16
FT made: 3, at North Carolina -- 01/02/16 ; Duquesne -- 12/29/15
FT attempts: 4, at North Carolina -- 01/02/16 ; Duquesne -- 12/29/15
Minutes: 22, vs Arkansas -- 11/26/15 ; at Syracuse -- 1/30/16 ; Houston -- 3/16/16

CAREER ACC HIGHS

Points: 10, at Syracuse -- 1/30/16
Rebounds: 7, at Notre Dame -- 1/13/16 ; at Syracuse -- 1/30/16 ; Clemson -- 2/23/16
Assists: 2, at Pittsburgh -- 1/6/16
Steals: 2, at Syracuse -- 1/30/16
Blocks: 4 [1-10th], Virginia Tech -- 1/16/16 ; Clemson -- 2/23/16
FG made: 4, at Syracuse -- 1/30/16
FG attempts: 8, at Syracuse -- 1/30/16
FT made: 3, at North Carolina -- 01/02/16
FT attempts: 4, at North Carolina -- 01/02/16
Minutes: 22, at Syracuse -- 1/30/16

LAMMERS GAME-BY-GAME STATISTICS

see page 20

CAREER STATISTICS

Year	GP	GS	Min	Avg	FG	FGA	Pct	3FG	3FGA	Pct	FT	FTA	Pct	Off	Def	Tot	Avg	PF	FO	Ass	TO	Blk	Stl	Pts	Avg
2014-15	19	0	113	5.9	9	21	.429	0	0	.000	4	9	.444	9	19	28	1.5	7	0	1	3	4	3	22	1.2
2015-16	36	0	533	14.8	57	87	.655	0	0	.000	17	34	.500	47	98	145	4.0	63	1	17	17	47	13	131	3.6
TOTAL	55	0	646	11.7	66	108	.611	0	0	.000	21	43	.488	56	117	173	3.1	70	1	18	20	51	16	153	2.8

CAREER STATISTICS - ACC GAMES

Year	GP	GS	Min	Avg	FG	FGA	Pct	3FG	3FGA	Pct	FT	FTA	Pct	Off	Def	Tot	Avg	PF	FO	Ass	TO	Blk	Stl	Pts	Avg
2014-15	12	0	68	5.7	6	14	.429	0	0	.000	1	3	.333	6	11	17	1.4	4	0	1	1	2	2	13	1.1
2015-16	18	0	279	15.5	23	40	.575	0	0	.000	9	19	.474	28	50	78	4.3	38	1	8	7	27	8	55	3.1
TOTAL	30	0	347	11.6	29	54	.537	0	0	.000	10	22	.455	34	61	95	3.2	42	1	9	8	29	10	68	2.3

STUDENT-ATHLETE PROFILES

CHRISTIAN MATTHEWS

23

Forward • 6-7 • 205 • Freshman • Clinton, Md. • National Christian Academy (Fort Washington, Md.)

Career notes

Three-star wing prospect who enjoyed a strong high-scoring senior season at National Christian Academy in Fort Washington, Md. ... Has the size, athletic ability and skill package to play multiple positions ... Can score from three-point range as well as off the dribble ... The Washington Post described Matthews as "blessed with soft touch and plenty of range."

**High School**

Three-star prospect according to ESPN, Rivals and Scout who made the Washington, D.C., All-Metro team in both 2015 and 2016 ... Attended the National Christian Academy where he played for coach Trevor Brown and was a teammate of current Tech red-shirt freshman forward Sylvester Ogbonda ... Became the program's all-time leading scorer ... CBS-affiliate 247sports.com listed Matthews among the nation's top 150 players while Scout.com ranked him 30th among the country's small forwards and the best in Maryland ... As a senior, Matthews helped National Christian Academy to a 30-2 record and the Capital Beltway League championship, and he was named tournament MVP after scoring 15 points in the championship game ... NCA went 20-6 and reached the finals his junior year, averaging 22.4 points per game ... Played AAU ball for Team Takeover.

Personal

Full name is Christian Evan Matthews ... Born August 6, 1998 in Washington, D.C. ... Son of Cedric and Celeste Matthews ... His father played basketball at the University of the District of Columbia ... Intends to major in literature, media and communications at Tech.

KELLEN McCORMICK

32

Forward • 6-7 • 211 • Graduate Student • West Bloomfield, Mich. • Notre Dame Prep/Western Michigan

Career notes

Enrolling at Tech as a graduate transfer after playing three seasons at Western Michigan ... Career averages of 4.4 points and 1.5 rebounds per game ... Hit 42.0 percent from three-point range (102-of-243) and 45.1 percent overall ... Played in 95 games over three seasons, starting two (both in his freshman year).

**2015-16**

Played in 32 games, establishing career bests for field goal percentage (47.8), three-point percentage (45.8 percent on 107 attempts), scoring (6.0 ppg) and rebound average (1.9 rpg) ... Was the Broncos' top scorer off the bench ... Scored a career-best 31 points in a win over Rochester College, tying a school single-game record with nine three-point field goals ... Made a three-pointer in 22 games and hit multiple three-pointers in 13 of those ... Made the All-Academic team for the Mid-American Conference.

2014-15

Played in 32 games, averaging a career-best 12.5 minutes per game ... Set a career-high with 4.5 points and 1.0 rebounds per game ... Shot 45.0 percent from the field and while hitting 39.5 percent from three-point range ... Hauled in a career-high five rebounds against Aquinas (11/16) ... Tied his career-high with 14 points at Oakland (11/19) ... Came off the bench for 11 points against Oakland (11/22) ... Scored 12 points and three rebounds against Rochester College (1/2).

2013-14

Played in 31 games and started two as a freshman, averaging 2.8 points and 1.0 rebounds ... Hit 37.9 percent of his three-point tries (22-of-58) ... Made collegiate debut and first career start against New Mexico State, scoring 14 points and grabbing four rebounds (11/9) ... Scored 14 points at Hawaii (11/10) ... Came off the bench for six points against Kent State (1/23) ... Had six points, one rebound, and one blocked shot against Central Michigan (2/1).

High School

Averaged 18 points and nine rebounds per game in his senior season ... Named Class B first-team all-state by both Bankhoops.com and the Associated Press ... Named Class B all-state honorable mention by the Detroit News, and fourth-team by the Detroit Free Press ... Named third-team all-county by the Oakland Press ... Averaged 19 points and 11 rebounds for the Fighting Irish in his junior season ... Helped his team to three district championships ... Named all-League, all-Catholic, and all-state in junior and senior seasons.

Personal

Full name is Kellen Thomas McCormick ... Born June 15, 1993 ... Son of Michelle and Tim McCormick ... Father Tim played basketball at Michigan, and was taken 12th overall in the 1984 NBA Draft; played for six teams in his career ... Uncle Mike McCormick played basketball at Kent State, earning Academic All-MAC honors in 1985 ... Has a younger sister, Danielle ... Majored in management at Western Michigan ... Enrolled in building construction and facility management at Tech.

CAREER STATISTICS

Year	GP	GS	MP	Avg	FG	FGA	Pct	3FG	3FGA	Pct	FT	FTA	Pct	Off	Def	Tot	Avg	PF	FO	Ast	TO	Blk	Stl	Pts	Avg
2013-14	31	2	263	8.5	30	74	.405	22	58	.379	5	5	1.000	8	22	30	1.0	30	0	6	7	6	2	87	2.8
2014-15	32	0	399	12.5	50	111	.450	31	78	.397	12	17	.706	17	30	47	1.5	44	0	8	13	2	5	143	4.5
2015-16	32	0	475	14.8	64	134	.478	49	107	.458	15	22	.682	11	51	62	1.9	44	0	19	23	1	5	192	6.0
TOTALS	95	2	1137	12.0	144	319	.451	102	243	.420	32	44	.727	36	103	139	1.5	118	0	33	43	9	12	422	4.4

STUDENT-ATHLETE PROFILES

SHAHEED MEDLOCK

13

Guard • 6-5 • 196 • Freshman • Waycross, Ga. • Ware County HS

Career Notes

Non-(athletic)-scholarship player who enrolled at Tech and joined the basketball program in the summer of 2016 ... Attending Tech on a Bill Gates Millennium Scholarship ... Earned a reputation as an outstanding defensive player in high school.

High School

Lettered four years at Ware County High School for coach Tre Hill ... Served as team captain his final three years ... Helped Ware County to a 17-14 record, 9-7 in its region, in 2015-16 ... Averaged eight points, seven rebounds and two steals per game ... Member of the Principal's Honor Roll every year, accumulating a 4.0 grade-point average including advanced math and honors history courses among his credits ... Member of the National Honor Society and Student Council.

Personal

Full name is Shaheed Musawwir Medlock ... Born October 13, 1997 in Chicago, Ill. ... Son of James and Lisa Medlock ... One of eight children ... Father, James, played football (running back) at Purdue from 1984-87 ... Brother, Sharieff, played basketball at Chicago State University ... Intends to major in computer science.



SYLVESTER OGBONDA

24

Forward • 6-10 • 231 • Red-shirt Freshman • Port Harcourt, Nigeria • National Christian Academy (Fort Washington, Md.)

Career Notes

Physically gifted post player, long and mobile with excellent athletic ability ... Runs the floor well and is agile around the rim ... Good shot blocker who also blocks out well as a rebounder ... Originally from Nigeria, attended the National Christian Academy in Fort Washington ... Rated a three-star prospect by ESPN, Rivals and Scout, and was ranked as high as 26th nationally at the center position ... DMVElite.com ranked Ogbonda No. 6 in the class of 2015 (all positions) in the Washington, D.C./Maryland/Virginia footprint ... Chose Tech over Boston College, Cincinnati and LaSalle.

2015-16

Sat out the season as a redshirt after averaging 12.7 minutes in three games on Tech's August trip to the Bahamas ... Averaged 6.0 points and 5.3 rebounds while hitting 8-of-12 shots from the floor ... Went 6-for-7 and scored 13 points in game 2 vs. Providence Storm.

High School

Ogbonda played for coach Trevor Brown and helped National Christian to a 20-6 record as a senior, averaging 13 points, 11 rebounds and two blocks per game ... Named third-team All-Metro in the Washington, D.C., area, and earned spots on the D.C. roster for both the Capital Classic and the Crab Classic following the season ... MVP of Nike Hoop Festival in 2014-15 ... Averaged 12 points and 10 rebounds per game in helping NCA to a 14-8 mark in 2013-14, and six points and six rebounds as NCA went 22-7 in 2012-13 ... First-team All-Capital Beltway Athletic Association in 2013-14, and was named the league's defensive player of the year ... Played AAU ball for the DC Warriors ... Valedictorian of his high school class.

Personal

Full name is Sylvester Chimela Ogbonda (pronounced "oh-BOND-uh") ... Born January 11, 1996 in Port Harcourt, Nigeria ... Son of Joel and Irene Ogbonda ... Third of four children -- Steve, 27, Stephanie, 23, Shelter, 17 ... Began playing basketball at age 14, came to the United States at age 15 ... Enjoys singing and playing video games ... Majoring in business administration.



JUSTIN MOORE

0

Guard • 6-4 • 162 • Freshman • San Diego, Calif. • Mission Bay HS

Career notes

Long, slender point guard prospect who signed with Georgia Tech in June, 2016, after being released from his letter-of-intent to attend Tulane ... Enrolled for the summer term along with Tech's other two freshmen players ... First Tech player from the state of California since D'Andre Bell (2006-10).

High School

A three-star prospect according to Scout and Rivals, out of Mission Bay High School in San Diego ... Ranked the No. 40 point guard nationally by 247Sports and No. 66 by ESPN ... Also was ranked the No. 20 prospect in the state of California by 247Sports ... Lettered four years at Mission Bay for head coach Dennis Kane, finishing his career with more than 1,000 career points ... Averaged 21 points, eight rebounds and six assists per game as a senior, leading the Buccaneers to a 21-8 record and a final ranking of No. 9 in the state ... Named second-team all-state and first-team all-California Interscholastic Federation (CIF) ... As a junior, averaged 23 points, six rebounds and two steals as a junior at Mission Bay, helping his team to the state quarterfinals, earning Western League MVP honors, as well as third-team all-state and second-team all-CIF ... Named to the all-San Diego team by the San Diego Union-Tribune three straight years ... Played six years for the San Diego All-Stars AAU team for coach Marshawn Cherry.

Personal

Full name is Justin Anthony McGee-Moore ... Born February 27, 1997 in San Diego, Calif. ... Son of Nicole Moore ... Second-oldest of seven children, ranging from 5 to 25 ... Interested in fashion and modeling ... Enjoys dancing and skateboarding ... Intends to major in business administration.



JOSH OKOGIE

5

Guard • 6-4 • 207 • Freshman • Snellville, Ga. • Shiloh HS

Career Notes

Versatile perimeter player with the length, athletic ability and basketball IQ enable him to compete at all three perimeter positions ... Can impact the game at both ends of the court and is a multi-dimensional offensive threat, able to create scoring opportunities for himself and teammates.

High School

Rated a three-star prospect by both Rivals and Scout ... 247sports.com tabbed the senior as the state's fourth-best player while Rivals ranked him among the country's top 150 players ... A three-year starter at Shiloh High School who led the Generals' to a 28-4 mark and the program's first-ever state semi-final appearance as a junior, then to a 24-6 record and the Region 8-AAAAA championship as a senior ... Averaged 13 points in three playoff games ... Named the *Gwinnett Daily Post's* Player of the Year as a junior and a senior, and was named first-team All-State by the *Atlanta Journal-Constitution* and the Atlanta Tip-Off Club in 2016 ... Honor roll student who graduated with a 3.8 GPA ... Played on the national AAU circuit with CP3.

Personal

Full name is Joshua Aloiyee Okogie (pronounced "oh-KO-gee" with a hard G) ... Born September 1, 1998 in Lagos, Nigeria ... Son of Pius and Anthonia Okogie ... Fourth of five children ranging from 11 to 30 years old ... Tried out basketball just for fun at age 8 ... Majoring in business administration.



STUDENT-ATHLETE PROFILES

JODAN PRICE

2

Guard/Forward • 6-6 • 182 • Graduate Student • Indianapolis, Ind. • Detroit Country Day/DePaul/Eastern Michigan

Career notes

Enrolled at Georgia Tech as a graduate transfer from Eastern Michigan, where he played two seasons ... In two seasons with the Eagles, averaged 4.3 points and 1.7 rebounds ... Played in 63 games while starting 10 ... Career percentages of 30.2 percent from the floor, 28.5 percent from three and 64.1 percent from the free throw line ... Joined Eastern after playing one season at DePaul.



2015-16 (at Eastern Michigan)

Played in 29 games, starting seven ... Averaged 4.2 points and 1.4 rebounds per game while hitting 34.2 percent of his shots from the floor (30.2 percent on threes) ... Reached double figures four times, including a season high of 19 (5-7 on threes) against Central Michigan and 15 points against Oakland.

2014-15 (at Eastern Michigan)

Appeared in 34 games for EMU, starting in three of them...Posted double-digit scoring affairs in four games...Led the Eagles with 11 points in their victory over Michigan (Dec. 9)...Posted a season-best 13 points in the Eagles game at Miami (Jan. 10)...Had two-or-more blocks in six games.

2012-13 (at DePaul)

Appeared in eight games for the Blue Demons.

High School

Ranked 143 overall on Rivals ... Ranked among the class of 2012's top 25 three-point shooters by ESPN.com ... Averaged 11.3 points and 4.4 rebounds ... Led Detroit Country Day to combined 44-10 record during junior and season seasons with two state semifinal appearances in Class B ... Attended the LeBron James Skills Academy ... Knocked down 41 percent of three-point attempts during junior season ... Played for Kurt Keener at Country Day ... Drained nine three's with 32 points in an AAU game at the 2011 Peach Jam ... Averaged 18.4 points per game in Augusta ... Played for The Family in AAU under coach Marlon Williamson.

Personal

Full name is Jordan Price II ... Son of Jordan and Cynthia Price ... Has one brother, Austin, who plays at Lehigh ... Uncle, Joseph Price, played at Notre Dame (1982-86) and another uncle, Jovon Price, played at Purdue (1971-73) ... Joseph is the head coach at Grambling State ... Majored in computer information systems at Eastern Michigan ... Enrolled in building construction and facility management at Tech.

CAREER STATISTICS

Year	GP	GS	MP	Avg	FG	FGA	Pct	3FG	3FGA	Pct	FT	FTA	Pct	Off	Def	Tot	Avg	PF	FO	Ast	TO	Blk	Stl	Pts	Avg
2012-13	8	0	19	2.4	1	9	.111	1	6	.167	0	0	.000	0	2	2	0.3	1	0	1	4	0	1	3	0.4
2014-15	34	3	533	15.7	50	181	.276	37	135	.274	9	13	.692	11	55	66	1.9	37	0	14	20	19	16	146	4.3
2015-16	29	7	460	15.9	40	117	.342	26	86	.302	16	26	.615	6	34	40	1.4	43	0	8	16	10	17	122	4.2
Total	71	10	1012	14.3	91	307	.296	64	227	.282	25	39	.641	17	91	108	1.5	81	0	23	40	29	34	271	3.8

RAND ROWLAND

42

Forward • 6-7 • 201 • Senior • Cleveland, Ga. • White County HS

Career Notes

Non-scholarship player who joined the program in the summer of 2013 ... Excellent athlete who works with Tech's big men in practice ... Did not dress for games in 2013-14 ... Member of the Tech "Iron Five" group who simulates the opponent's offenses and defenses in practice ... Made the ACC Academic Honor Roll for 2015.



2015-16

Played in six games, taking one shot ... Career high four minutes early in the season against Green Bay ... Played in two of the three games (17 minutes) on Tech's August trip to the Bahamas ... Scored two baskets and had two assists ... Played a career-high four minutes vs. Green Bay, saw action in six games as a junior.

2014-15

Played two minutes against Appalachian State ... Made the ACC Academic Honor Roll.

High School

Versatile athlete who played basketball, golf and tennis and ran cross country at White County High School ... Played three seasons of basketball for coach Sam Borg, earning second-team all-region honors in 2013 and earning a spot in the Northeast Georgia All-Star Classic ... Scored career-high 28 points vs. Jackson County on Dec. 15 of his senior year ... Helped carry the golf team to the region 8AAA championship in 2013 ... Very involved in high school activities as well, including the Student

Council (vice president), Future Business Leaders of America, Fellowship of Christian Athletes and Warrior TV (sideline reporter for state's top high school student broadcasting network).

Personal

Full name is Matthew Rand Rowland ... Born August 8, 1995 in Jackson, Miss. ... Son of Parker and Abby Rowland ... Father is retired, mother is the nutrition director for the White County School System ... Has lived in Gainesville, Ga., Franklin, N.C., and Lula, Ga., before settling in Cleveland, Ga. ... Third-oldest of seven children ranking from 22 to 10 ... Oldest brother Scott, graduated from Tech in December 2013 ... Cousin of former Tech infielder Jeff Rowland (2008-10) who went on to play in the Detroit Tigers minor league system ... Father played baseball at West Georgia College and also in the Detroit Tigers minor league system ... Majoring in business administration at Tech and hopes to teach and coach on the high school level.

CAREER HIGHS

FG attempts: 1, at South Carolina -- 3/21/16

Minutes: 4, Green Bay -- 11/19/15

ROWLAND GAME-BY-GAME STATISTICS

2015-16	Min	FG-A	3FG-A	FT-A	O-D-T	Avg	PF	A	TO	Blk	Stl	Pts	Avg
CORNELL	2	0-0	0-0	0-0	0-0-0	0.0	0	0	0	0	0	0	0.0
GREEN BAY	4	0-0	0-0	0-0	0-0-0	0.0	2	0	0	0	0	0	0.0
WOFFORD	2	0-0	0-0	0-0	0-0-0	0.0	1	0	1	0	0	0	0.0
COLGATE	2	0-0	0-0	0-0	0-0-0	0.0	0	0	0	0	0	0	0.0
HOUSTON	1	0-0	0-0	0-0	0-0-0	0.0	0	0	0	0	0	0	0.0
at South Carolina	2	0-1	0-0	0-0	0-0-0	0.0	0	0	0	0	0	0	0.0
2014-15	Min	FG-A	3FG-A	FT-A	O-D-T	Avg	PF	A	TO	Blk	Stl	Pts	Avg
APPALACHIAN STATE	2	0-0	0-0	0-0	0-0-0	0.0	1	0	0	0	0	0	0.0

CAREER STATISTICS

Year	GP	GS	Min	Avg	FG	FGA	Pct	3FG	3FGA	Pct	FT	FTA	Pct	Off	Def	Tot	Avg	PF	FO	Ast	TO	Blk	Stl	Pts	Avg
2014-15	1	0	2	2.0	0	0	.000	0	0	.000	0	0	.000	0	0	0	0.0	1	0	0	0	0	0	0	0.0
2015-16	6	0	13	2.2	0	1	.000	0	0	.000	0	0	.000	0	0	0	0.0	3	0	0	1	0	0	0	0.0
TOTAL	7	0	15	2.1	0	1	.000	0	0	.000	0	0	.000	0	0	0	0.0	4	0	0	1	0	0	0	0.0

STUDENT-ATHLETE PROFILES

QUINTON STEPHENS

12

Forward • 6-9 • 196 • Senior • Atlanta, Ga. • Marist School

Career Notes

Long, slender forward with an excellent shooting touch and range from a perennial winning program at the Marist School ... Has good versatility and an excellent basketball IQ ... First Tech scholarship recruit from Marist since Matt Harpring in the late 1990s ... Played sparingly during Tech's non-conference schedule as a freshman, but earned quality minutes and contributed in many ways during the ACC season, then started 12 games as a sophomore and 14 as a junior.



2015-16

Tech's fifth-leading scorer at 5.0 ppg ... Hit 32.0 percent of his threes, 36.6 percent overall from the floor ... Played more consistently in Tech's last 10 games, averaging 5.7 points and 5.1 rebounds ... Tech was 7-0 when he scored in double figures, 9-5 when he started ... Made his first start of the season against Virginia and scored a team-high 16 points ... Went 4-for-4 from three-point range and 6-for-8 overall, also blocking two shots and taking five rebounds, easily his best game of the season ... Three double-figure games in Tech's last 11 games (11 at FSU, 11 vs. Clemson, 11 at South Carolina) ... Made three threes in each of those games ... Scored a total of 17 points (1-for-11 on 3s) in the eight games between Virginia and Clemson ... Had three other double-figure games this season - 13 vs. Cornell (5-10 FG, 2-6 on 3s), 14 vs. Green Bay (5-11, 2-5) and 12 against Wofford (2-3 FG, 2-3 on 3s, 6-6 FT) ... Underrated as a rebounder, has a knack for knifing in from odd angles or between bodies to get his hands on balls, and not afraid to tap them out to teammates ... Grabbed five or more in seven of the last 12 games ... Averaged 8.3 points in three games on Tech's August trip to the Bahamas ... Hit 37 percent from the floor, 2 of 6 on threes ... Scored 17 points (6-9 FG, 2-2 3s) in Tech's opening win over the Atlantis All-Stars.

2014-15

Wing forward who started Tech's first 11 games at the three-spot, came off the bench in his last 18 during the regular season ... Sat out the last regular-season game against North Carolina with an abdominal strain ... Replaced the injured Marcus Georges-Hunt in the starting five for Tech's ACC Tournament game against Boston College ... His 6.0 points-per-game average was fifth on the team (5.1 ppg in ACC games) ... Scored in double digits four times in ACC games ... Scored 17 against Boston College during the regular season and made four three-pointers, most in each category since the season opener against Georgia ... Scored 10 at Pittsburgh (4-of-7 FG, two 3s), 13 at Wake Forest (5-of-7 FG, three 3s) and 10 at North Carolina (two 3s) ... Tech's biggest surprise of the early season, opening with 22 points and hitting 6-of-8 threes in the Jackets' win over Georgia, but leveled off ... Finished the season at 29.9 percent on his threes and led the team with 32 threes made and 107 attempts ... Made at least one three in 18 games ... 16-for-49 (32.7 pct.) in ACC games ... Had only 21 turnovers in 566 minutes (1.5 per 40 minutes, second-best on the team) and went 14-for-19 from the foul line ... Posted his first career double-double against IPFW with 13 points (6-for-10 FG) and 10 rebounds ... Scored nine of his points, including his only three, in the final 10 minutes after the Mastodons rallied to within a point in two occasions.

2013-14

Played in every game but one (DNP vs. Illinois) and averaged 12.8 minutes as a frontcourt reserve ... Coaches asked him to play minutes at both the 3 and 4 positions during the absence of Robert Carter, Jr. ... Averaged 4.2 points and 2.2 rebounds in ACC games, hitting 38.9 percent FG, 34.2 percent on 3s, in 15.5 minutes per game ... Hit at least one three in 11 of 18 ACC regular-season games ... Hit only two total in the pre-conference season ... Had a breakout game at NC State, scoring career-high 13 points with four rebounds in a season-high 31 minutes ... Went 5-for-7 from the floor, including one three-pointer ... Was his third double-digit game of the season

... Scored eight points, six of them in the second half, including two free throws with three seconds left to seal Tech's win over Notre Dame ... Fouled out in 10 minutes against Pitt, but still assisted on four baskets (no turnovers) and made a 3 ... Hit a three and grabbed three boards at Syracuse ... Hit a three and dealt three assists with no turnovers against Virginia Tech ... Scored 10 points (3-5 FG, two 3s) with six rebounds at Maryland in 19 minutes ... Played 18 minutes at Charlotte (4 pts, 6 reb, 2 assists, 2 steals), most of them at the small forward spot ... Posted nine points and a season-best seven rebounds against East Tennessee State (4-7 FG, 2 blocks) ... Sparked Tech in the first half at Georgia with seven points and four rebounds ... Played 20 minutes against MVSU, posting his first double-figure scoring game (10 pts, 4-8 FG).

High School

Two-time all-state selection from the Marist School who played all five positions on the floor for coach Greg McClaire ... 3-star prospect in all three major recruiting rankings and ranked as high as No. 78 nationally, No. 18 among the nation's small forwards.

Averaged 19.3 points, 8.5 rebounds, 2.7 blocked shots and three assists as a senior ... Recorded nine double-doubles and scored 30 points or more on three occasions ... Leading scorer, second-leading rebounder and leading shot blocker for the War Eagles ... Converted 88 percent from the free throw line and 46 percent from three-point range.

In his junior year, he averaged 18.9 points, six rebounds and three assists... Played AAU ball for the Atlanta Express.

Personal

Full name is Quinton Douglas Stephens ... Born March 1, 1995 ... Third of four children of Bob and Ana Stephens, two older sisters (Kimberly and Nicole), one younger brother (Jonathan) ... His father, Bob, played collegiately at Drexel (1976-79) and overseas for more than 10 years ... Enjoys hiking, camping and biking ... Majoring in business administration.

CAREER HIGHS

Points: 22, Georgia -- 11/14/14
Rebounds: 10, IPFW -- 11/21/14
Assists: 4, Pittsburgh -- 1/14/14 ; Cornell -- 11/13/15
Steals: 3, at North Carolina -- 2/21/15
Blocks: 3, Boston College -- 1/25/15 ; USC Upstate -- 12/6/14
FG made: 7, Georgia -- 11/14/14
FG attempts: 14, Boston College -- 1/25/15
3FG made: 6 [t-2nd], Georgia -- 11/14/14
3FG attempts: 9, Boston College -- 1/25/15 ; vs Boston College -- 3/10/15
FT made: 6, Wofford -- 12/1/15
FT attempts: 6, Wofford -- 12/1/15
Minutes: 37, vs. Clemson -- 3/9/16

CAREER ACC HIGHS

Points: 17, Boston College -- 1/25/15
Rebounds: 7, at Florida State -- 2/17/16 ; Notre Dame -- 2/20/16 ; Clemson -- 2/23/16
Assists: 4, Pittsburgh -- 1/14/14
Steals: 3, at North Carolina -- 2/21/15
Blocks: 3, Boston College -- 1/25/15
FG made: 6, Boston College -- 1/25/15 ; Virginia -- 1/9/16
FG attempts: 14, Boston College -- 1/25/15
3FG made: 4 [t-10th], Boston College -- 1/25/15 ; Virginia -- 1/9/16
3FG attempts: 9, Boston College -- 1/25/15
FT made: 5, at Boston College -- 2/27/16
FT attempts: 5, at Boston College -- 2/27/16
Minutes: 37, vs. Clemson -- 3/9/16

STEPHENS GAME-BY-GAME STATISTICS

see page 21

CAREER STATISTICS

Year	GP	GS	MP	Avg	FG	FGA	Pct	3FG	3FGA	Pct	FT	FTA	Pct.	Off	Def	Tot	Avg	PF	FO	Ast	TO	Blk	Stl	Pts	Avg
2013-14	32	0	408	12.8	43	114	.377	15	48	.313	13	16	.813	24	44	68	2.1	44	3	25	20	8	9	114	3.6
2014-15	30	12	566	18.9	67	194	.345	32	107	.299	14	19	.737	32	54	86	2.9	38	0	13	21	13	15	180	6.0
2015-16	36	14	725	20.1	63	172	.366	31	97	.320	22	30	.733	38	97	135	3.8	54	1	39	32	15	10	179	5.0
TOTAL	98	26	1699	17.3	173	480	.360	78	252	.310	49	65	.754	94	195	289	2.9	136	4	77	73	36	34	473	4.8

CAREER STATISTICS - ACC GAMES

Year	GP	GS	MP	Avg	FG	FGA	Pct	3FG	3FGA	Pct	FT	FTA	Pct.	Off	Def	Tot	Avg	PF	FO	Ast	TO	Blk	Stl	Pts	Avg
2013-14	18	0	279	15.5	28	72	.389	13	38	.342	6	6	1.000	12	27	39	2.2	30	3	17	13	3	6	75	4.2
2014-15	17	0	241	14.2	34	96	.354	16	49	.327	2	5	.400	14	19	33	1.9	24	0	7	10	6	7	86	5.1
2015-16	18	9	397	22.1	32	90	.356	14	51	.275	7	11	.636	22	51	73	4.1	27	0	14	16	11	7	85	4.7
TOTAL	53	9	917	17.3	94	258	.364	43	138	.312	15	22	.682	48	97	145	2.7	81	3	38	39	20	20	246	4.6

STUDENT-ATHLETE PROFILES

GEORGIA TECH PLAYERS GAME-BY-GAME STATISTICS (*DENOTES GAME STARTED)

HEATH GAME-BY-GAME STATISTICS

2013-14 (at USF).....Min	FG-A	3FG-A	FT-A	O-D-T	Avg	PF	A	TO	Blk	Stl	Pts	Avg
at Temple.....19	1-3	0-0	0-0	1-2-3	3.0	1	5	0	0	0	2	2.0
at SMU.....21	2-3	0-1	0-0	0-0-0	1.5	2	2	3	0	3	4	3.0
CINCINNATI.....19	1-5	0-0	0-0	0-0-0	1.0	1	6	2	0	0	2	2.7
LOUISVILLE.....23	1-4	0-1	3-4	1-1-2	1.3	1	3	5	0	1	5	3.3
at Memphis.....22	0-2	0-0	2-2	1-1-2	1.4	2	6	3	0	0	2	3.0
SMU.....12	0-1	0-1	0-0	1-0-1	1.3	0	1	1	1	0	0	2.5
at Cincinnati.....17	1-3	0-0	0-0	0-1-1	1.3	1	2	1	0	0	2	2.4
at UCF.....10	0-0	0-0	0-0	0-1-1	1.3	1	4	1	0	1	0	2.1
RUTGERS.....8	0-2	0-0	0-0	0-1-1	1.2	1	1	1	0	0	0	1.9
at UCONN.....20	1-4	0-0	0-0	0-1-1	1.2	3	2	2	0	1	2	1.9
UCF.....12	1-2	1-2	0-0	0-0-0	1.1	0	3	0	0	0	3	2.0
at Louisville.....14	0-1	0-1	1-2	0-1-1	1.1	1	2	2	0	0	1	1.9
UCONN.....29	2-4	1-2	2-3	1-1-2	1.2	0	3	0	1	2	7	2.3
at Rutgers*.....33	3-5	0-0	0-0	1-3-4	1.4	2	4	2	0	0	6	2.6
at Houston*.....35	0-1	0-0	0-0	0-2-2	1.4	1	8	2	0	3	0	2.4
TEMPLE*.....17	0-2	0-1	0-0	0-0-0	1.3	2	3	0	0	1	0	2.3
vs Rutgers*.....29	3-5	0-0	2-2	1-2-3	1.4	3	7	2	0	0	8	2.6

2014-15 (at Tech).....Min	FG-A	3FG-A	FT-A	O-D-T	Avg	PF	A	TO	Blk	Stl	Pts	Avg
GEORGIA.....18	0-2	0-1	1-2	0-0-0	0.0	3	4	1	0	1	1	1.0
ALABAMA A&M*.....28	3-6	1-2	0-1	0-4-4	2.0	3	7	0	0	1	7	4.0
IPFW*.....24	3-5	0-0	3-4	1-3-4	2.7	0	7	0	0	0	9	5.7
vs Marquette.....26	2-5	0-1	2-2	1-1-2	2.5	4	7	1	0	0	6	5.8
vs Rider.....23	2-4	0-1	0-1	0-0-0	2.0	0	2	1	0	1	4	5.4
vs Rhode Island.....24	2-4	0-0	3-6	0-1-1	1.8	0	2	4	0	1	7	5.7
at Northwestern.....19	6-6	0-0	0-1	0-3-3	2.0	0	5	0	0	0	12	6.6
USC UPSTATE.....25	2-4	0-0	2-2	0-0-0	1.8	1	2	3	0	0	6	6.5
APPALACHIAN STATE.....11	1-2	0-0	0-0	0-0-0	1.6	2	3	2	0	0	2	6.0
VANDERBILT.....17	1-2	0-1	0-1	0-1-1	1.5	0	1	3	0	0	2	5.6
at Dayton.....15	1-5	0-1	1-2	1-1-2	1.5	1	1	2	1	0	3	5.4
CHARLOTTE.....14	0-1	0-0	0-0	1-1-2	1.6	0	3	2	0	1	0	4.9
at Notre Dame.....24	2-5	0-0	2-2	1-1-2	1.6	0	1	2	0	0	6	5.0
SYRACUSE.....17	1-3	0-0	0-0	0-2-2	1.6	0	0	2	0	0	2	4.8
at Wake Forest.....18	0-4	0-0	0-2	1-1-2	1.7	1	5	1	0	0	0	4.5
NOTRE DAME*.....30	3-8	0-1	0-0	0-1-1	1.6	1	3	3	0	3	6	4.6
at Pittsburgh.....22	1-5	0-0	0-0	0-0-0	1.5	1	1	2	0	2	2	4.4
at Virginia.....19	1-1	0-0	0-0	0-2-2	1.6	0	0	1	0	0	2	4.3
BOSTON COLLEGE.....23	2-4	1-2	2-2	0-0-0	1.5	1	3	1	0	1	7	4.4
at Miami.....17	1-2	0-0	4-6	0-2-2	1.5	1	2	0	1	0	6	4.5
NC STATE.....14	1-4	0-1	1-1	0-3-3	1.6	3	2	0	0	0	3	4.4
at Duke.....17	1-4	0-0	1-2	0-0-0	1.5	1	2	0	0	2	3	4.4
WAKE FOREST.....18	1-1	0-0	0-0	0-0-0	1.4	1	4	1	0	0	2	4.3
at Virginia Tech.....16	0-1	0-0	5-6	1-2-3	1.5	1	2	1	0	1	5	4.3
FLORIDA STATE.....15	0-2	0-0	0-0	0-1-1	1.5	0	5	1	0	2	0	4.1
CLEMSON.....22	4-5	0-0	6-6	0-1-1	1.5	1	3	0	0	3	14	4.5
at North Carolina.....18	1-4	0-0	0-0	0-1-1	1.4	1	2	0	0	0	2	4.4
LOUISVILLE.....15	1-2	0-0	0-0	0-0-0	1.4	2	2	2	1	0	2	4.3
at Clemson.....23	2-7	1-2	3-4	1-1-2	1.4	3	0	2	0	1	8	4.4
NORTH CAROLINA.....14	1-3	0-0	0-0	1-1-2	1.4	1	0	2	0	0	2	4.4
vs Boston College.....19	1-3	0-0	0-0	0-1-1	1.4	3	2	0	0	0	2	4.3

2015-16 (at Tech).....Min	FG-A	3FG-A	FT-A	O-D-T	Avg	PF	A	TO	Blk	Stl	Pts	Avg
CORNELL*.....18	2-4	0-0	0-0	1-1-2	2.0	3	7	3	0	4	4	4.0
TENNESSEE.....24	0-1	0-1	0-0	1-1-2	2.0	2	5	1	1	1	0	2.0
GREEN BAY*.....20	6-7	1-2	0-0	0-0-0	1.3	1	3	0	0	0	13	5.7
EAST TENNESSEE STATE*.....21	0-0	0-0	0-0	1-1-2	1.5	1	4	2	0	0	0	4.3
vs Arkansas*.....27	1-4	0-1	2-2	2-1-3	1.8	1	5	1	0	2	4	4.2
vs Villanova*.....24	1-1	0-0	4-4	0-2-2	1.8	4	4	2	0	0	6	4.5
WOFFORD*.....19	2-5	0-2	0-0	0-1-1	1.7	1	4	1	0	0	4	4.4
at Tulane*.....18	0-4	0-2	0-0	1-0-1	1.6	1	1	0	0	0	0	3.9
VCU*.....29	3-5	1-1	5-6	0-2-2	1.7	2	1	3	0	1	12	4.8
at Georgia*.....26	2-5	0-2	0-0	0-1-1	1.6	4	3	1	1	0	4	4.7
S.E. LOUISIANA*.....24	1-3	0-1	0-0	0-1-1	1.5	1	9	1	0	0	2	4.5
COLGATE*.....18	1-1	0-0	0-0	1-1-2	1.6	1	4	0	0	1	2	4.3
DUQUESNE*.....19	1-3	1-1	0-0	0-1-1	1.5	3	5	1	0	1	3	4.2
at North Carolina*.....23	1-3	0-0	0-0	0-0-0	1.4	3	6	2	0	1	2	4.0
at Pittsburgh*.....13	0-1	0-0	0-0	0-1-1	1.4	2	1	0	0	0	0	3.7
VIRGINIA.....17	0-2	0-0	1-2	0-0-0	1.3	3	3	0	0	0	1	3.6
at Notre Dame.....23	1-4	0-0	0-0	1-2-3	1.4	4	5	1	0	0	2	3.5
VIRGINIA TECH.....15	1-2	0-0	1-2	0-0-0	1.3	2	2	3	0	0	3	3.4
LOUISVILLE.....17	2-2	1-1	1-2	0-0-0	1.3	3	2	0	0	0	6	3.6
at NC State*.....26	0-3	0-0	4-4	0-3-3	1.4	3	2	0	0	3	4	3.6
at Syracuse*.....15	0-1	0-0	1-2	0-1-1	1.3	0	1	1	0	0	1	3.5
DUKE*.....15	0-2	0-0	0-0	0-0-0	1.3	1	3	0	0	0	0	3.3
MIAMI*.....14	1-1	0-0	2-2	0-1-1	1.3	2	2	1	0	0	4	3.3
WAKE FOREST*.....18	0-1	0-1	0-0	1-0-1	1.3	0	1	0	0	1	0	3.2
at Clemson*.....22	0-4	0-1	0-0	2-2-4	1.4	2	0	1	0	0	0	3.1
NOTRE DAME.....5	0-1	0-0	0-0	0-0-0	1.3	2	1	0	0	1	0	3.0
CLEMSON.....1	0-0	0-0	0-0	0-0-0	1.3	0	1	0	0	0	0	2.9
at Boston College.....8	0-0	0-0	2-2	0-0-0	1.2	0	0	0	0	0	2	2.8
PITTSBURGH.....5	0-0	0-0	0-0	0-0-0	1.2	0	0	1	0	0	0	2.7
vs Clemson.....13	2-3	0-0	0-0	0-1-1	1.2	0	1	1	0	0	4	2.8
vs Virginia.....6	0-1	0-0	0-0	0-0-0	1.1	0	2	0	0	0	0	2.7
HOUSTON.....13	0-2	0-0	0-0	0-1-1	1.1	2	1	1	0	1	0	2.6
at South Carolina.....23	2-4	1-1	0-0	0-1-1	1.1	0	4	2	0	1	5	2.7
at San Diego State.....20	1-1	0-0	1-2	0-0-0	1.1	1	2	0	0	1	3	2.7

KEYWARD GAME-BY-GAME STATISTICS

2013-14.....Min	FG-A	3FG-A	FT-A	O-D-T	Avg	PF	A	TO	Blk	Stl	Pts	Avg
PRESBYTERIAN.....8	0-0	0-0	0-0	0-0-0	0.0	1	1	0	0	1	0	0.0
DELAWARE STATE.....5	0-0	0-0	2-2	0-0-0	0.0	0	0	0	0	0	2	1.0
at Georgia.....6	0-2	0-0	0-0	0-0-0	0.0	1	1	0	0	2	0	0.7
NORTH CAROLINA A&T.....3	0-0	0-0	0-0	0-1-1	0.3	2	0	1	0	0	0	0.5
MISS. VALLEY STATE.....18	1-3	0-2	0-2	0-1-1	0.4	2	0	3	0	1	2	0.8
vs Mississippi.....7	0-0	0-0	0-0	0-0-0	0.3	3	2	0	0	1	0	0.7
vs St. John's.....7	0-1	0-1	1-2	1-0-1	0.4	1	1	0	0	0	1	0.7
ILLINOIS.....4	0-0	0-0	0-0	0-1-1	0.5	0	0	0	0	0	0	0.6
EAST TENNESSEE STATE*.....21	0-1	0-1	0-0	0-2-2	0.7	1	3	1	1	1	1	0.6
KENNESAW STATE.....10	1-1	0-0	0-0	0-0-0	0.6	1	1	1	0	1	2	0.7
at Vanderbilt.....6	0-0	0-0	0-0	0-0-0	0.5	2	0	0	0	1	0	0.6
at Charlotte.....7	0-0	0-0	0-0	0-0-0	0.5	1	1	1	1	0	0	0.6
at Maryland.....2	0-0	0-0	0-0	0-0-0	0.5	0	0	0	0	0	0	0.5
at Duke.....0	0-0	0-0	0-0	0-0-0	0.4	0	0	0	0	0	0	0.5
NOTRE DAME.....12	0-1	0-0	0-0	1-3-4	0.7	1	2	0	0	0	0	0.5
PITTSBURGH.....16	1-1	0-0	0-0	0-1-1	0.7	2	2	0	0	1	2	0.6
MIAMI.....11	0-1	0-0	0-0	0-0-0	0.6	3	0	1	0	0	0	0.5
at Boston College*.....26	1-1	1-1	0-0	1-4-5	0.9	2	2	0	0	0	3	0.7
at NC State*.....22	1-2	1-1	0-0	0-2-2	0.9	2	1	1	1	1	3	0.8
NORTH CAROLINA*.....28	1-2	0-1	0-0	0-4-4	1.1	2	2	0	0	0	2	0.9
at Wake Forest*.....32	0-1	0-0	0-0	0-3-3	1.2	2	3	3	0	2	0	0.8
at Clemson*.....32	0-2	0-0	0-1	1-1-2	1.2	4	5	0	1	1	0	0.8
VIRGINIA*.....29	0-0	0-0	0-2	0-4-4	1.3	1	2	2	0	0	0	0.7
BOSTON COLLEGE*.....33	2-4	2-2	0-0	1-3-4	1.5	4	5	3	0	1	6	1.0
DUKE*.....22	0-2	0-0	2-2	1-0-1	1.4	3	1	5	0	0	2	1.0
CLEMSON.....20	0-0	0-0	0-0	0-0-0	1.4	3	1	1	0	2	0	1.0

2014-15.....Min	FG-A	3FG-A	FT-A	O-D-T	Avg	PF	A	TO	Blk	Stl	Pts	Avg
ALABAMA A&M.....12	0-0	0-0	0-0	0-0-0	0.0	1	0	2	0	3	0	0.0
vs Rider.....3	0-1	0-1	0-0	0-0-0	0.0	0	0	0	0	0	0	0.0
at Northwestern.....7	1-1	0-0	0-0	0-0-0	0.0	2	0	0	0	0	2	0.7
APPALACHIAN STATE.....8	0-0	0-0	1-2	0-1-1	0.3	0	0	0	0	0	1	0.8
at Wake Forest.....6	1-3	0-1	0-0	0-0-0	0.2	1	1	0	0	0	2	1.0
NOTRE DAME*.....22	1-2	1-2	1-2	0-0-0	0.2	2	1	0	0	1	4	1.5
at Pittsburgh*.....20	0-2	0-0	1-2	0-0-0	0.1	3	3	0	0	1	1	1.4
at Virginia.....18	0-1	0-0	1-2	1-0-1	0.3	1	1	1	0	1	1	1.4
BOSTON COLLEGE.....12	0-1	0-1	1-2	1-0-1	0.3	3	0	0	1	1	0	1.3
at Miami.....18	0-2	0-2	0-0	0-2-2	0.5	3	0	0	0	0	0	1.2
NC STATE.....9	0-0	0-0	0-0	0-0-0	0.5	4	1	1	0	1	0	1.1
WAKE FOREST.....15	1-2	1-1	1-2	0-3-3	0.7	2	0	0	0	0	4	1.3
at Virginia Tech.....14	0-1	0-1	0-0	1-0-1	0.7	1	0	0	0	1	0	1.2
CLEMSON.....7	1-2	0-0	0-0	0-1-1	0.7	1	1	0	0	0	2	1.3
at North Carolina.....8	0-1	0-1	0-0	0-0-0	0.7	0	0	0	0	0	0	1.2
LOUISVILLE.....5	0-1	0-1	0-0	0-0-0	0.6	2	0	0	0	0	0	1.1
at Clemson.....12	1-1	0-0	1-1	0-2-2	0.7	1	0	0	0	0	3	1.2
at North Carolina.....6	0-1	0-0	0-0	0-1-1	0.7	1	0	2	0	0	0	1.2
vs Boston College.....23	2-4	0-0	0-0	0-1-1	0.7	1	2	1	0	2	4	1.3

STUDENT-ATHLETE PROFILES

GEORGIA TECH PLAYERS GAME-BY-GAME STATISTICS (*DENOTES GAME STARTED)

JACKSON GAME-BY-GAME STATISTICS

2014-15.....Min	FG-A	3FG-A	FT-A	O-D-T	Avg	PF	A	TO	Blk	Stl	Pts	Avg
GEORGIA.....10	0-5	0-3	4-4	0-0-0	0.0	2	0	0	0	0	4	4.0
ALABAMA A&M.....21	3-11	0-6	2-2	0-4-4	2.0	0	0	1	0	0	8	6.0
IPFW.....10	1-6	0-2	1-2	1-3-4	2.7	1	1	0	0	0	3	5.0
vs Marquette.....17	7-15	3-8	0-1	3-0-3	2.8	3	1	1	0	0	17	8.0
vs Rider.....13	1-3	0-2	6-6	0-0-0	2.2	0	0	1	0	1	8	8.0
vs Rhode Island.....15	0-2	0-0	4-5	0-0-0	1.8	2	1	2	0	0	4	7.3
at Northwestern.....5	0-3	0-0	0-0	0-0-0	1.6	1	0	1	0	0	0	6.3
USC UPSTATE.....17	3-8	0-4	1-3	1-2-3	1.8	1	2	1	0	0	7	6.4
APPALACHIAN STATE.....16	4-11	1-7	3-4	0-1-1	1.7	1	1	0	0	0	12	7.0
VANDERBILT.....7	0-4	0-2	1-2	0-0-0	1.5	1	1	0	0	0	1	6.4
at Dayton.....23	4-11	1-5	3-3	0-0-0	1.4	3	1	1	0	0	12	6.9
CHARLOTTE.....8	0-3	0-2	0-0	0-1-1	1.3	0	2	0	0	0	0	6.3
at Notre Dame.....8	0-4	0-2	0-0	0-0-0	1.2	1	2	0	0	0	0	5.8
SYRACUSE.....9	1-5	0-3	0-0	0-1-1	1.2	0	0	0	0	0	2	5.6
at Wake Forest.....4	1-1	0-0	1-1	0-0-0	1.1	0	1	0	0	0	3	5.4
NOTRE DAME.....6	0-2	0-1	0-0	0-0-0	1.1	1	1	0	0	0	0	5.1
at Pittsburgh.....15	0-4	0-1	2-2	1-2-3	1.2	0	1	1	0	0	2	4.9
at Virginia.....19	2-7	0-3	0-2	1-1-2	1.2	1	0	2	0	0	4	4.8
BOSTON COLLEGE.....2	0-2	0-0	0-0	0-0-0	1.2	0	0	0	0	0	0	4.6
NC STATE.....5	0-2	0-2	0-0	0-0-0	1.1	1	1	0	0	0	0	4.4
at Duke.....9	2-6	2-3	1-2	0-0-0	1.0	1	0	0	0	0	7	4.5
WAKE FOREST.....13	0-3	0-2	0-0	0-3-3	1.1	3	0	1	0	0	0	4.3
at Virginia Tech.....18	4-9	2-4	0-0	1-2-3	1.2	2	0	1	0	0	10	4.5
FLORIDA STATE.....10	0-5	0-2	0-0	0-0-0	1.2	1	0	0	0	0	0	4.3
CLEMSON*.....29	2-8	0-1	0-2	2-0-2	1.2	1	5	1	1	1	4	4.3
at North Carolina*.....22	3-8	1-1	2-6	2-2-4	1.3	1	1	0	1	0	9	4.5
LOUISVILLE*.....27	4-11	1-3	0-0	0-2-2	1.3	0	1	0	2	1	9	4.7
at Clemson*.....30	4-12	2-7	2-7	1-2-3	1.4	5	1	2	0	1	12	4.9
NORTH CAROLINA*.....34	3-15	1-7	2-2	2-5-7	1.6	2	3	1	0	0	9	5.1
vs Boston College*.....29	6-15	2-5	2-4	1-4-5	1.7	1	1	0	0	0	16	5.4

2015-16.....Min	FG-A	3FG-A	FT-A	O-D-T	Avg	PF	A	TO	Blk	Stl	Pts	Avg
CORNELL.....12	4-6	2-3	1-5	0-1-1	1.0	3	2	0	0	0	11	11.0
TENNESSEE.....15	2-9	0-3	0-0	0-2-2	1.5	0	1	1	0	0	4	7.5
GREEN BAY.....15	2-8	1-4	1-2	0-0-0	1.0	2	1	2	0	0	6	7.0
EAST TENNESSEE STATE.....12	1-1	1-1	2-3	0-0-0	0.8	1	1	1	0	0	5	6.5
vs Arkansas.....8	0-1	0-1	0-0	0-0-0	0.6	0	0	0	0	0	0	5.2
vs Villanova.....18	3-10	0-4	1-2	1-0-1	0.7	1	0	1	0	0	7	5.5
WOFFORD.....16	2-6	0-3	3-4	1-1-2	0.9	2	2	0	0	0	7	5.7
at Tulane.....9	0-2	0-0	0-0	0-1-1	0.9	0	0	1	0	0	0	5.0
VCU.....24	1-7	0-1	4-4	0-3-3	1.1	1	4	2	0	1	6	5.1
at Georgia.....24	5-11	3-6	1-2	0-1-1	1.1	1	1	0	0	2	14	6.0
S.E. LOUISIANA.....15	0-2	0-1	1-2	0-1-1	1.1	2	2	0	0	1	1	5.5
COLGATE.....15	1-6	0-2	0-2	0-0-0	1.0	0	2	0	0	0	2	5.3
DUQUESNE.....7	2-3	0-0	0-0	0-2-2	1.1	1	1	0	0	0	4	5.2
at North Carolina.....7	0-2	0-1	0-0	0-0-0	1.0	1	1	0	0	0	0	4.8
at Pittsburgh.....14	2-5	1-4	2-2	1-1-2	1.1	3	2	0	1	1	7	4.9
VIRGINIA.....11	0-0	0-0	0-0	0-3-3	1.2	1	0	1	0	0	0	4.6
at Notre Dame.....12	2-5	1-2	2-2	1-0-1	1.2	1	0	0	0	0	7	4.8
VIRGINIA TECH.....14	3-5	1-2	0-0	0-2-2	1.2	1	1	2	0	0	7	4.9
LOUISVILLE.....12	2-3	1-1	1-1	0-2-2	1.3	3	0	1	0	1	6	4.9
at NC State.....13	0-5	0-1	2-2	0-1-1	1.3	0	2	0	0	1	2	4.8
at Syracuse.....19	0-2	0-2	1-2	0-1-1	1.2	3	3	1	0	0	1	4.6
DUKE.....22	6-13	0-6	3-5	0-0-0	1.2	0	0	1	0	0	15	5.1
MIAMI.....22	5-9	2-4	1-4	1-1-2	1.2	3	2	1	0	1	13	5.4
WAKE FOREST*.....8	1-2	0-0	0-0	0-2-2	1.3	2	1	1	0	0	2	5.3
at Clemson.....12	2-4	0-2	0-0	0-0-0	1.2	3	1	1	1	2	4	5.2
at Florida State.....9	0-4	0-1	0-0	0-1-1	1.2	0	4	1	0	0	0	5.0
NOTRE DAME.....14	1-3	0-0	1-3	1-0-1	1.2	1	2	3	0	0	3	5.0
CLEMSON.....17	1-4	1-3	0-0	0-2-2	1.2	2	1	1	1	1	3	4.9
at Boston College.....10	0-0	0-0	1-2	0-1-1	1.2	2	2	1	0	0	1	4.8
at Louisville.....10	1-1	0-0	0-0	0-1-1	1.2	4	0	1	0	0	2	4.7
PITTSBURGH.....14	1-1	0-0	0-0	1-0-1	1.2	0	1	3	0	1	2	4.6
vs Clemson.....11	0-2	0-1	0-0	0-1-1	1.2	1	0	0	0	2	0	4.4
vs Virginia.....17	4-4	2-2	1-1	0-0-0	1.2	0	2	2	0	1	11	4.6
HOUSTON.....12	2-4	2-3	0-0	0-2-2	1.2	1	2	1	0	0	6	4.7
at South Carolina.....13	2-4	0-1	0-0	1-1-2	1.2	2	0	0	0	0	4	4.7
at San Diego State.....13	2-2	0-0	2-2	0-0-0	1.2	0	0	0	0	1	6	4.7

LAMMERS GAME-BY-GAME STATISTICS

2014-15.....Min	FG-A	3FG-A	FT-A	O-D-T	Avg	PF	A	TO	Blk	Stl	Pts	Avg
GEORGIA.....5	1-1	0-0	0-0	0-1-1	1.0	0	0	1	0	0	2	2.0
ALABAMA A&M.....13	0-2	0-0	1-2	1-1-2	1.5	1	0	1	0	0	1	1.5
IPFW.....3	1-1	0-0	0-0	0-0-0	1.0	1	0	0	0	0	2	1.7
vs Rhode Island.....7	0-0	0-0	1-2	1-3-4	1.8	0	0	0	0	2	0	1.5
at Northwestern.....2	0-1	0-0	0-0	0-1-1	1.6	0	0	0	0	0	0	1.2
APPALACHIAN STATE.....12	1-2	0-0	1-2	0-2-2	1.7	1	0	0	0	1	3	1.5
VANDERBILT.....3	0-0	0-0	0-0	1-0-1	1.6	0	0	0	0	0	0	1.3
at Notre Dame.....4	0-1	0-0	0-0	0-0-0	1.4	0	0	0	0	0	0	1.1
SYRACUSE.....7	0-0	0-0	0-0	0-2-2	1.4	1	0	0	0	0	0	1.0
at Virginia.....7	1-1	0-0	0-0	0-1-1	1.4	0	0	0	0	0	2	1.1
BOSTON COLLEGE.....2	0-0	0-0	0-0	0-1-1	1.4	0	0	0	0	0	0	1.0
at Miami.....1	0-0	0-0	0-0	0-1-1	1.3	0	0	0	0	0	0	0.9
at Duke.....6	1-2	0-0	0-0	1-3-4	1.5	1	0	0	0	0	2	1.0
WAKE FOREST.....3	0-0	0-0	0-0	1-0-1	1.5	0	0	1	0	0	0	0.9
CLEMSON.....3	0-0	0-0	0-2	1-0-1	1.5	0	0	0	0	0	0	0.9
at North Carolina.....16	3-5	0-0	0-0	2-2-4	1.6	2	1	0	1	1	6	1.2
LOUISVILLE.....3	0-0	0-0	0-0	0-1-1	1.6	0	0	0	0	0	0	1.1
at Clemson.....3	0-0	0-0	0-0	0-0-0	1.5	0	0	0	0	0	0	1.1
NORTH CAROLINA.....13	1-5	0-0	1-1	1-0-1	1.5	0	0	0	1	1	3	1.2

2015-16.....Min	FG-A	3FG-A	FT-A	O-D-T	Avg	PF	A	TO	Blk	Stl	Pts	Avg
CORNELL.....17	3-3	0-0	0-0	2-0-2	2.0	2	2	0	0	0	6	6.0
TENNESSEE.....6	1-1	0-0	0-0	1-1-2	2.0	1	0	0	2	0	2	4.0
GREEN BAY.....19	4-7	0-0	0-1	1-8-9	4.3	1	1	0	2	0	8	5.3
EAST TENNESSEE STATE...12	2-2	0-0	0-0	0-3-3	4.0	3	0	2	1	0	4	5.0
vs Arkansas.....22	5-6	0-0	0-1	4-4-8	4.8	2	1	2	0	1	10	6.0
vs Villanova.....13	0-1	0-0	0-0	1-1-2	4.3	2	0	0	1	1	0	5.0
WOFFORD.....17	2-3	0-0	1-2	0-2-2	4.0	1	2	1	1	0	5	5.0
at Tulane.....7	1-2	0-0	0-1	1-0-1	3.6	1	0	0	0	0	2	4.6
VCU.....7	0-1	0-0	0-0	1-1-2	3.4	1	0	1	1	0	0	4.1
at Georgia.....20	2-3	0-0	0-0	1-4-5	3.6	2	0	1	1	2	4	4.1
S.E. LOUISIANA.....14	1-1	0-0	2-2	1-3-4	3.6	0	1	0	1	0	4	4.1
COLGATE.....14	2-3	0-0	0-0	0-3-3	3.6	3	0	0	1	1	4	4.1
DUQUESNE.....15	1-1	0-0	3-4	0-6-6	3.8	0	1	0	3	0	5	4.2
at North Carolina.....21	1-5	0-0	3-4	3-3-6	3.9	3	1	1	1	1	5	4.2
at Pittsburgh.....14	1-2	0-0	0-0	1-2-3	3.9	0	2	0	2	0	2	4.1
VIRGINIA.....12	1-1	0-0	0-0	2-1-3	3.8	0	0	0	0	0	2	3.9
at Notre Dame.....18	1-2	0-0	0-1	4-3-7	4.0	2	0	0	3	0	2	3.8
VIRGINIA TECH.....17	2-2	0-0	2-2	2-4-6	4.1	3	0	0	4	0	6	3.9
LOUISVILLE.....17	0-1	0-0	0-0	0-4-4	4.1	2	0	0	2	0	0	3.7
at NC State.....10	0-0	0-0	1-2	2-2-4	4.1	2	0	0	0	0	1	3.6
at Syracuse.....22	4-8	0-0	2-2	3-4-7	4.2	3	1	0	0	2	10	3.9
DUKE.....13	1-2	0-0	0-0	2-1-3	4.2	4	0	0	0	0	2	3.8
MIAMI.....17	1-1	0-0	0-1	3-3-6	4.3	0	0	1	3	0	2	3.7
WAKE FOREST.....14	2-3	0-0	0-0	0-2-2	4.2	3	1	3	2	1	4	3.8
at Clemson.....6	0-0	0-0	0-0	0-1-1	4.0	2	0	0	0	0	0	3.6
at Florida State.....20	3-3	0-0	0-1	2-4-6	4.1	5	1	0	1	0	6	3.7
NOTRE DAME.....12	3-3	0-0	0-0	2-1-3	4.1	2	1	0	1	0	6	3.8
CLEMSON.....21	2-2	0-0	0-0	1-6-7	4.2	2	0	0	4	1	4	3.8
at Boston College.....17	0-1	0-0	1-3	0-3-3	4.1	4	1	1	3	0	1	3.7
at Louisville.....16	0-2	0-0	0-2	0-3-3	4.1	0	0	0	1	2	0	3.6
PITTSBURGH.....12	1-2	0-0	0-1	1-3-4	4.1	1	0	1	0	1	2	3.5
vs Clemson.....11	1-1	0-0	0-0	1-2-3	4.1	2	0	0	1	0	2	3.5
vs Virginia.....12	3-4	0-0	0-0	1-2-3	4.0	1	0	1	2	0	6	3.5
HOUSTON.....22	4-4	0-0	1-2	0-5-5	4.1	1	1	0	2	0	9	3.7
at South Carolina.....17	1-2	0-0	0-0	3-3-6	4.1	2	0	1	0	0	2	3.7
at San Diego State.....9	1-2	0-0	1-2	1-0-1	4.0	0	0	1	1	0	3	3.6

STUDENT-ATHLETE PROFILES

GEORGIA TECH PLAYERS GAME-BY-GAME STATISTICS (*DENOTES GAME STARTED)

STEPHENS GAME-BY-GAME STATISTICS

2013-14	Min	FG-A	3FG-A	FT-A	O-D-T	Avg	PF	A	TO	Blk	Stl	Pts	Avg
PRESBYTERIAN	15	0-2	0-1	2-2	0-3-3	3.0	2	1	0	1	0	2	2.0
DELAWARE STATE	8	1-3	0-2	0-0	0-1-1	2.0	0	0	0	0	0	2	2.0
at Georgia	8	3-8	0-0	1-1	3-1-4	2.7	1	0	1	0	0	7	3.7
DAYTON	0	0-0	0-0	0-0	0-0-0	2.0	0	0	0	0	0	0	2.8
NORTH CAROLINA A&T	5	0-1	0-0	1-2	0-0-0	1.6	0	0	0	0	0	1	2.4
MISS. VALLEY STATE	20	4-8	1-1	1-2	1-2-3	1.8	3	1	1	0	0	10	3.7
vs Mississippi	11	0-0	0-0	0-0	1-1-2	1.9	2	2	1	0	2	0	3.1
vs St. John's	5	1-2	0-0	0-0	1-0-1	1.8	1	0	0	0	0	2	3.0
EAST TENNESSEE ST	14	4-7	1-2	0-1	3-4-7	2.3	1	1	2	2	1	9	3.7
KENNESAW STATE	4	0-1	0-0	0-0	0-0-0	2.1	1	0	0	0	0	0	3.3
at Vanderbilt	1	0-0	0-0	0-0	0-0-0	1.9	2	0	0	0	0	0	3.0
at Charlotte	18	2-7	0-3	0-0	1-5-6	2.3	1	2	0	2	0	4	3.1
at Maryland	19	3-5	2-3	2-2	2-4-6	2.5	3	0	2	0	0	10	3.6
at Duke	22	2-5	1-4	0-0	0-1-1	2.4	3	0	1	1	0	5	3.7
NOTRE DAME	21	3-9	0-3	2-2	1-2-3	2.5	1	1	0	1	1	8	4.0
PITTSBURGH	10	1-2	1-1	0-0	0-1-1	2.4	5	4	0	0	0	3	3.9
MIAMI	26	1-6	1-4	0-0	1-1-2	2.4	0	2	2	0	1	3	3.9
at Boston College	9	0-0	0-0	0-0	0-2-2	2.3	0	0	1	0	1	0	3.7
at NC State	31	5-7	1-3	2-2	1-3-4	2.4	2	1	1	1	0	13	4.2
NORTH CAROLINA	16	2-6	0-2	0-0	0-0-0	2.3	5	0	2	0	0	4	4.2
at Wake Forest	13	2-3	1-1	0-0	0-2-2	2.3	5	1	1	0	0	5	4.2
at Clemson	16	0-2	0-0	0-0	2-3-5	2.4	0	0	0	0	0	0	4.0
VIRGINIA	8	1-3	1-3	0-0	0-0-0	2.3	3	0	0	0	0	3	4.0
BOSTON COLLEGE	12	1-2	0-1	0-0	2-3-5	2.4	0	1	2	0	0	2	3.9
DUKE	4	0-2	0-1	0-0	0-0-0	2.3	1	0	0	0	0	0	3.7
CLEMSON	11	1-4	0-0	0-0	0-0-0	2.2	0	1	0	0	1	2	3.7
at Notre Dame	13	2-5	2-3	0-0	1-2-3	2.3	0	2	0	0	0	6	3.7
at Florida State	9	2-4	1-4	0-0	1-0-1	2.2	0	1	0	0	1	5	3.8
at Syracuse	17	1-2	1-1	0-0	0-3-3	2.2	0	0	1	0	0	3	3.8
VIRGINIA TECH	22	1-5	1-4	0-0	1-0-1	2.2	2	3	0	0	1	3	3.7
vs Boston College	5	0-1	0-0	0-0	0-0-0	2.1	0	1	2	0	0	0	3.6
vs Clemson	15	0-2	0-1	2-2	2-0-2	2.1	0	0	0	0	0	2	3.6

2014-15	Min	FG-A	3FG-A	FT-A	O-D-T	Avg	PF	A	TO	Blk	Stl	Pts	Avg
GEORGIA*	26	7-11	6-8	2-2	3-2-5	5.0	0	0	3	0	0	22	22.0
ALABAMA A&M*	21	3-7	1-3	0-0	2-1-3	4.0	1	0	1	0	2	7	14.5
IPFW*	34	6-10	1-3	0-0	3-7-10	6.0	2	1	1	0	1	13	14.0
vs Marquette*	30	3-11	1-7	0-0	1-1-2	5.0	0	0	1	0	0	7	12.3
vs Rider*	21	2-7	1-3	0-0	2-3-5	5.0	1	0	1	1	1	5	10.8
vs Rhode Island*	27	2-4	1-1	2-3	2-3-5	5.0	2	1	0	0	0	7	10.2
at Northwestern*	29	1-6	0-2	0-0	0-3-3	4.7	0	2	0	0	0	2	9.0
USC UPSTATE*	23	2-8	2-5	0-0	2-3-5	4.8	1	1	1	3	0	6	8.6
APPALACHIAN STATE*	21	1-2	1-1	2-2	0-1-1	4.3	0	0	0	1	0	5	8.2
VANDERBILT*	21	1-5	1-4	0-0	0-3-3	4.2	1	0	0	0	2	3	7.7
at Dayton*	20	1-6	1-6	0-0	0-0-0	3.8	3	0	3	1	1	3	7.3
CHARLOTTE	24	3-9	0-6	3-3	1-2-3	3.8	1	1	0	1	1	9	7.4
at Notre Dame	17	2-5	1-2	0-0	1-1-2	3.6	0	0	1	0	2	5	7.2
SYRACUSE	8	0-3	0-2	0-0	1-0-1	3.4	2	0	0	0	0	0	6.7
at Wake Forest	24	5-7	3-4	0-0	1-0-1	3.3	3	0	1	1	0	13	7.1
NOTRE DAME	11	1-4	1-2	0-0	0-1-1	3.1	0	0	0	0	0	3	6.9
at Pittsburgh	17	4-7	2-3	0-0	2-2-4	3.2	1	1	0	0	0	10	7.1
at Virginia	14	0-8	0-4	0-0	0-2-2	3.1	1	0	0	0	0	0	6.7
BOSTON COLLEGE	26	6-14	4-9	1-2	3-1-4	3.2	3	1	0	3	0	17	7.2
at Miami	4	0-1	0-1	0-0	0-0-0	3.0	2	0	0	0	0	0	6.9
NC STATE	9	0-2	0-1	0-2	2-1-3	3.0	1	3	2	0	0	0	6.5
at Duke	4	1-2	0-0	0-0	1-1-2	3.0	0	1	0	0	0	2	6.3
WAKE FOREST	15	3-6	1-3	0-0	1-0-1	2.9	1	0	0	0	0	7	6.3
at Virginia Tech	14	2-6	0-2	0-0	1-3-4	2.9	2	0	0	1	0	4	6.3
FLORIDA STATE	10	2-6	0-2	1-1	0-2-2	2.9	1	0	1	1	0	5	6.2
CLEMSON	17	2-6	2-5	0-0	0-2-2	2.8	1	0	1	0	1	6	6.2
at North Carolina	25	4-10	2-5	0-0	1-3-4	2.9	0	1	1	0	3	10	6.3
LOUISVILLE	12	1-4	0-1	0-0	0-0-0	2.8	2	0	2	0	1	2	6.2
at Clemson	14	1-5	0-3	0-0	0-0-0	2.7	4	0	1	0	0	2	6.0
vs Boston College*	28	1-12	0-9	3-4	2-6-8	2.9	2	0	0	0	0	5	6.0

2015-16	Min	FG-A	3FG-A	FT-A	O-D-T	Avg	PF	A	TO	Blk	Stl	Pts	Avg
CORNELL	22	5-10	2-6	1-2	2-5-7	7.0	0	4	1	0	0	13	13.0
TENNESSEE	11	0-1	0-1	0-0	1-1-2	4.5	1	1	0	0	0	0	6.5
GREEN BAY	20	5-11	2-5	2-2	2-6-8	5.7	1	2	1	2	1	14	9.0
EAST TENNESSEE STATE	15	1-4	1-2	2-2	1-0-1	4.5	0	1	0	0	1	5	8.0
vs Arkansas	15	1-2	0-0	0-0	1-2-3	4.2	2	0	0	1	0	2	6.8
vs Villanova	11	2-4	1-3	1-2	0-0-0	3.5	0	0	2	0	0	6	6.7
WOFFORD	17	2-3	2-3	6-6	0-2-2	3.3	2	2	0	0	0	12	7.4
at Tulane	10	3-4	1-1	1-1	1-1-2	3.1	5	0	1	0	1	8	7.5
VCU	14	2-4	2-3	0-0	0-2-2	3.0	1	2	2	0	0	6	7.3
at Georgia	11	1-1	1-1	0-0	1-0-1	2.8	2	1	3	0	0	3	6.9
S.E. LOUISIANA	12	0-7	0-4	0-0	0-1-1	2.6	0	3	0	0	0	0	6.3
COLGATE	19	2-4	1-1	0-0	3-3-6	2.9	2	0	0	0	0	5	6.2
DUQUESNE	21	0-3	0-1	0-2	0-4-4	3.0	0	1	1	1	0	0	5.7
at North Carolina	10	1-3	0-1	0-0	0-1-1	2.9	2	0	0	0	1	2	5.4
at Pittsburgh	3	0-0	0-0	0-0	0-0-0	2.7	0	0	0	0	0	0	5.1
VIRGINIA*	24	6-8	4-4	0-2	0-5-5	2.8	3	1	0	2	0	16	5.8
at Notre Dame*	23	1-8	0-3	0-2	3-2-5	2.9	0	0	0	0	0	2	5.5
VIRGINIA TECH*	13	1-3	0-2	2-2	1-2-3	2.9	2	1	0	1	0	4	5.4
LOUISVILLE	14	2-6	0-3	0-0	2-1-3	2.9	1	1	0	0	1	4	5.4
at NC State	14	0-2	0-0	0-0	1-2-3	3.0	1	2	3	0	1	0	5.1
at Syracuse	16	1-2	1-2	0-0	1-5-6	3.1	1	0	1	0	0	3	5.0
DUKE	20	1-4	0-1	0-0	1-2-3	3.1	4	1	2	1	2	2	4.9
MIAMI	13	0-0	0-0	0-0	0-1-1	3.0	2	1	1	0	0	0	4.7
WAKE FOREST	25	1-5	0-1	0-0	1-3-4	3.0	3	3	1	0	0	2	4.5

at Clemson	21	4-7	1-4	0-0	3-3-6	3.2	2	0	2	1	0	9	4.7
at Florida State*	35	4-8	3-6	0-0	2-5-7	3.3	1	0	3	1	0	11	5.0
NOTRE DAME*	32	1-5	1-4	0-0	1-6-7	3.4	1	0	0	1	0	3	4.9
CLEMSON*	34	4-9	3-8	0-0	1-6-7	3.6	1	0	2	1	0	11	5.1
at Boston College*	31	2-5	0-2	5-5	0-1-1	3.5	1	1	0	1	2	9	5.2
at Louisville*	36	3-9	1-5	0-0	3-5-8	3.6	2	2	0	1	0	7	5.3
PITTSBURGH*	33	0-6	0-5	0-0	2-1-3	3.6	0	1	1	1	0	0	5.1
vs Clemson*	37	2-8	1-5	0-0	2-5-7	3.7	2	3	2	0	0	5	5.1
vs Virginia*	28	1-3	0-1	0-0	1-4-5	3.8	4	0	1	0	0	2	5.0
HOUSTON*	28	1-2	0-0	0-0	1-2-3	3.7	0	3	1	0	0	2	4.9
at South Carolina*	17	3-9	3-7	2-2	0-4-4	3.7	1	1	0	0	0	11	5.1
at San Diego State*	20	0-2	0-2	0-0	0-4-4	3.8	4	1	1	0	0	0	5.0

HEAD COACH JOSH PASTNER



"Josh is a perfect fit. As a coach, as a leader and as a teacher he excels with today's player. He will build a program that the entire community will be proud of." -- Kentucky head coach John Calipari

"Josh is a good man, honest and a great recruiter. No one will work harder than him. Georgia Tech made a GREAT HIRE!" - retired Arizona coach Lute Olson



Josh Pastner, who guided Memphis to five post-season berths in seven seasons as the Tigers' head coach, was introduced as Georgia Tech's 14th head basketball coach on April 8, 2016.

Pastner, 38, compiled a 167-73 record over seven seasons as the head coach at Memphis, where the Tigers earned bids to the NCAA Tournament four times. He is tied for the 10th most wins for a head coach in his first seven seasons in Division I basketball history, and is the second winningest active coach under the age of 40 in NCAA Division I. He becomes the 14th head coach in Tech's program history.

"Once we worked through everything, it became apparent that the person who best embodied all the characteristics we were looking for, best fit our current circumstances to take on the challenge of moving Georgia Tech basketball to higher levels of success was Josh Pastner," said Bobinski. "He has got a really unique, interesting and long background in the game of basketball though he's a relatively young man still. Basketball is in his DNA in a big way. He's also a really driven and intense competitor, but one that cares deeply about his players. The culture that he created at Memphis dovetails closely to what we've established here at Georgia Tech. And he's a visible and involved member of the community. But the thing that has stuck out to me most is that he's been around and been involved in a lot of success."

Despite his young age, Pastner has been involved in basketball at the Division I level for 20 years, as a player and an assistant coach at Arizona, and as an assistant coach and the head coach at Memphis. He has been a part of teams that have won 490 games, played in 17 NCAA Tournaments and 18 total post-season events. Teams he has been involved with have won 12 conference tournament or regular-season championships, advanced to seven Sweet Sixteens, five Elite Eights, two Final Fours and two NCAA championship games.

As an NCAA head or assistant coach and an AAU head coach, he has coached nearly 25 NBA draft selections.

"I fully understand what it means to be sitting in this chair, what it means to the community and the entire city, and to all the alumni locally and nationally," said Pastner. "When you're in coaching, you want to play for a national championship and compete at the highest level. You want to have a championship program year in and year out. I believe that Georgia Tech and the job here is a true gold mine. You have an opportunity to have the highest level of success that you strive for."

"Coach Gregory and his staff had done an excellent job when you talk about the culture that was set forth in this program, Coach Hewitt took the team to the Final Four and had many great, great players in his program that are still playing in the NBA, and obviously what Coach Cremins had done. I talked to all three of them today and had great conversations with each of them."

Pastner's Memphis teams averaged 23.9 wins per season and compiled a conference regular-season record of 82-36, including a conference winning streak of 28 games. The Tigers went 11-4 in Conference USA and American Athletic Conference tournaments, including three championships.

He guided Memphis to five post-season berths, the NIT in 2010 and the NCAA Tournament in 2011, 2012, 2013 and 2014. He became one of three head coaches in Tigers history to earn post-season berths in five of his first seven seasons (Larry Finch, John Calipari are the others), one of two to lead the program to four NCAA Tournaments in his first seven seasons (Dana Kirk is the other) and one of three head coaches in program history to lead the Tigers to four straight NCAA Tournament appearances (2011-14; joins Dana Kirk 1982-85, John Calipari 2006-09).

Pastner twice won Conference USA Coach of the Year honors (2010, 2013) by various organizations and news media. Known as a tireless recruiter, he was named the country's No. 7 high-major recruiter by FoxSports.com following the 2007-08 season, and has signed five straight nationally-ranked recruiting classes, including the nation's No. 1 class in 2010 and No. 2 class in 2013.

A native of Kingwood, Texas, Pastner was born in Glen Dale, W.Va. He earned his bachelor's degree in family studies in December of 1998, in just two and a half years, from Arizona and his master's degree in teaching and teacher education from Arizona in December of 1999, all while lettering four years in basketball for the Wildcats under head coach Lute Olson.

He married the former Kerri Lamas of Sierra Vista, Ariz., in 2009. He has a stepson (Ethan) and three daughters, Payten, Kamryn and Harper.

Pastner as a Head Coach

Season	School	Overall	Conference	Postseason
2009-10	Memphis	24-10	13-3/2nd	NIT second round
2010-11	Memphis	25-10	10-6/4th	NCAA Tournament
2011-12	Memphis	26-9	13-3/1st	NCAA Tournament
2012-13	Memphis	31-5	16-0/1st	NCAA Tournament, round of 32
2013-14	Memphis	24-10	12-6/t-3rd	NCAA Tournament, round of 32
2014-15	Memphis	18-14	10-8/t-5th	
2015-16	Memphis	19-15	8-10/7th	
Totals	7 years	167-73	82-36	

Pastner Resume

- Head coach, Memphis (2009-16) - 4 NCAA Tournaments, 1 NIT, 4 Conference USA titles
- Assistant coach under John Calipari, Memphis (2008-09) - NCAA Sweet 16, C-USA champions
- Assistant coach under Lute Olson, Arizona (2002-08) - 6 NCAA Tournaments, 2 Pac-10 titles
- Basketball staff assistant under Lute Olson, Arizona (2000-02) - Pac-10 champions in 2002
- Played collegiately for Lute Olson, Arizona (1996-2000) - 4 NCAA Tournaments, 1997 National Champions, 2 Pac-10 titles

Personal

- Master of arts in teaching and teacher education from Arizona, 1999
- Bachelor of arts in family studies from Arizona, 1998
- Four-year letterwinner in basketball for Lute Olson at Arizona
- Born in Glen Dale, W.Va., grew up in Kingwood, Texas
- Married to the former Kerri Lamas, one stepson (Ethan), three daughters (Payten, Kamryn, Harper)

HEAD COACH JOSH PASTNER

A CLOSER LOOK AT JOSH PASTNER

Overall (Head Coach/Assistant Coach/Staff/Player)

- Entering Eighth Season as a head coach in 2016-17
- Overall Record: 167-73 / 7 years
- Record at Memphis: 167-73 / 7 years
- Tied as the 10th-winningest head coach for first seven seasons in NCAA Division I basketball history
- Second winningest head coach for first seven seasons in Memphis Tigers basketball history
- Second-winningest active coach under the age of 40 in NCAA Division I
- Enters his 21st season at the NCAA Division I level in 2016-17 (since 1996-97)
- Has been a part of NCAA Division I basketball as a player (Arizona), staff member (Arizona), assistant coach (Arizona/Memphis) and head coach (Memphis)
- Has been a part of nearly 500 wins (490-180 record; .731 winning percentage)
- Teams have won 20 or more games 17 seasons, including four 30-win campaigns (1997-98, 2004-05, 2008-09, 2012-13)
- Teams have earned 17 NCAA Tournament berths and one NIT bid; 18 postseason appearances in 20 seasons
- In NCAA Tournament play, have advanced to seven Sweet Sixteens, five Elite Eights, two Final Fours and two NCAA championship games
- Member of the 1996-97 Arizona squad that won the NCAA title; was first and only team to defeat three No. 1 seeds in the same NCAA Tournament
- Teams have won 12 conference championships (7 regular season, 5 tournament)
- As NCAA head or assistant coach and AAU head coach, has coached nearly 25 NBA Draft selections

Honors and Awards

- 2012-13 Gene Bartow/Conference USA Coach of the Year (coaches vote)
- 2012-13 Conference USA Coach of the Year (collegeinsider.com)
- 2009-10 Conference USA Coach of the Year (The Sporting News/collegeinsider.com)
- Following 2008-09 season, named the nation's No. 5 assistant coach by Basketball Times
- Following 2007-08 season, named the country's No. 7 high-major recruiter by FOXSports.com

Memphis Head Coach (2009-16)

- Overall record: 167-73 (.696 winning percentage); averaging 23.9 wins per season
- Conference regular-season record: 82-36 (.695 winning percentage); had a conference win streak of 28-straight games
- Conference tournament record: 11-4 (.733 winning percentage); has three tournament titles
- Conference record (regular season/tournament combined): 93-40 (.699 winning percentage)
- Ninth-winningest head coach for first six seasons in NCAA Division I basketball history (148 wins)
- Tied as the 10th-winningest head coach for first seven seasons in NCAA Division I basketball history (167 wins)
- Tied for the quickest to 150 coaching wins in program history
- Tied as the winningest head coach for the first six seasons in Memphis program history
- Second-most wins as head coach for the first seven seasons in Memphis program history
- Has the second-most career victories of any active coach under the age of 40 in NCAA Division I
- One of two head coaches in Tigers history to have 18 or more victories each of his first seven seasons (John Calipari is the other)
- Guided the program to five postseason berths in his first seven seasons (2010 NIT; 2011, 2012, 2013, 2014 NCAA)
- One of three head coaches in Tigers history to earn postseason berths in five of his first seven seasons (Larry Finch, John Calipari are the others)
- One of two head coaches in Tigers history to lead the program to four NCAA Tournaments in his first seven seasons (Dana Kirk was the other)
- One of three head coaches in program history to lead Tigers to four straight NCAA Tournament appearances (2011-14; joins Dana Kirk 1982-85, John Calipari 2006-09)
- Led Tigers to back-to-back conference regular-season titles (2011-12, 2012-13) and three-consecutive conference tournament crowns (2011, 2012, 2013)
- Won the second-most conference titles (regular season and tournament combined; for Pastner, five total titles) in his first six seasons (Dana Kirk won six combined titles in his first six seasons)
- Coached 15 all-conference selections (5 first team, 4 second team, 6 third team)
- Coached two C-USA Players of the Year (Will Barton, 2011-12; Joe Jackson, 2012-13), one C-USA Defensive Player of the Year (D.J. Stephens, 2012-13), one C-USA Newcomer of the Year (Elliott Williams, 2009-10), one C-USA Sixth Man of the Year (Chris Crawford, 2012-13) and three C-USA Tournament MVPs (Joe Jackson, 2011, 2012; Chris Crawford, 2013)
- Coached American Athletic Conference award winners Austin Nichols (Newcomer of the Year), Michael Dixon Jr. (Sixth Man of the Year) in 2013-14, Shaq Goodwin (Sportsmanship Award Winner) in 2014-15, and Dedric Lawson (Newcomer of the Year)
- Coached two NBA Draft selections (Elliott Williams, 2010; Will Barton, 2012)
- Signed five-straight, nationally-ranked recruiting classes, including the nation's No. 1 class in 2010 and No. 2 class in 2013
- Guided Memphis to a 31-5 overall record in 2012-13, only the sixth 30-win season in school history
- 2012-13 team swept the Conference USA regular season and tournament titles; posted a 16-0 regular-season record
- 2011-12 conference title sweep (regular season and tournament) made Memphis the only program from a top-10 rated conference in the nation to win the regular-season crown outright and also claim the tournament championship
- Directed the youngest squad in Memphis history (7th youngest in NCAA Division I that year) to the 2011 Conference USA Tournament title, the program's first league tournament championship won outside the Bluff City since 1987
- Has had four former assistant coaches go on to collegiate head coaching positions: Willis Wilson (Texas A&M-Corpus Christi), Jack Murphy (Northern Arizona), Jason Gardner (IUPUI), and Damon Stoudamire (Pacific). Additionally, former assistant coach Luke Walton spent over half of the 2015-16 NBA season as interim head coach of the Golden State Warriors.

In the Memphis and Mid-South Communities

- Active supporter of Memphis' area firefighters, police, military, and rescue units
- Gives talks to civic clubs, youth organizations and elementary schools throughout the Mid-South region
- Has been and continues to be active in his support of both children's hospitals in Memphis, Le Bonheur and St. Jude, as well as the Ronald McDonald House of Memphis
- Involved with the Child Advocacy Center, Wings Cancer Foundation Bet Against Breast Cancer, Life Choices and Make-A-Wish Foundation
- From 2012-15, was a part of the Infiniti Coaches' Charity Challenge, a contest that raises financial support for coaches-selected charities
- Served as the 2012 Memphis Maccabi Games opening ceremonies speaker
- Served as the 2011 Mid-South Susan G. Komen Race for the Cure honorary chairperson

Memphis Assistant Coach (2008-09)

- Overall record: 33-4 (.892 winning percentage); 30-win season was program's fourth straight
- Helped lead Memphis to a sweep of the Conference USA regular season and tournament titles
- The Tigers posted a perfect 16-0 record in C-USA play for a third-consecutive year
- Memphis finished regular season ranked No. 3 in the final Associated Press Top-25 poll and No. 2 in the ESPN/USA Today coaches poll
- Memphis won a school season record 27 straight games



- The Tigers advanced to the NCAA Tournament Sweet Sixteen for a fourth-straight season
- Coached the consensus National Freshman of the Year (Tyreke Evans)
- Coached two 2009 NBA Draft selections (Tyreke Evans, Robert Dozier)

Arizona Assistant Coach (2002-08)

- Served as an assistant for six seasons under Hall of Fame head coach Lute Olson (2002-07) and Kevin O'Neill (2007-08)
- Overall record: 137-60 (.695 winning percentage); averaged nearly 23 wins per season
- Pac-10 Conference record: 73-35 (.676 winning percentage)
- Teams had five 20-win seasons, including a 30-win campaign in 2004-05
- Teams posted double-digit win seasons in Pac-10 Conference play five of the six seasons
- Teams won two Pac-10 Conference regular season titles
- Teams earned NCAA Tournament bids all six seasons and advanced to two Sweet Sixteens and two Elite Eights
- Coached four All-Americans (Luke Walton, Jason Gardner, Andre Iguodala, Salim Stoudamire)
- Coached 12 All-Pac-10 Conference selections (total of 17 times) and seven Pac-10 All-Freshman Team picks
- Coached eight players that were NBA Draft picks (Luke Walton, Andre Iguodala, Salim Stoudamire, Channing Frye, Hassan Adams, Marcus Williams, Jerryd Bayless, Chase Budinger)

In the Tucson Community

- Involved in a wealth of charitable organizations, including the Boys and Girls Clubs of Tucson, Boy Scouts of America, Leukemia and Lymphoma Society, Naval Special Warfare Foundation, Special Olympics and various local law enforcement support groups
- Named to the 2007 Tucson Business Edge's "40 Under 40," which recognizes local business leaders under 40 years of age; annual list not only recognizes recipients for professional success, but community involvement, public service and participation in trade groups or professional organizations

Arizona Staff Member (2000-02)

- Served on Lute Olson's staff as video coordinator/recruiting coordinator (2001-02) and undergraduate assistant (2000-01)
- Overall record: 49-16 (.754 winning percentage); posted back-to-back 20-win seasons
- Pac-10 Conference record: 27-9 (.750 winning percentage)
- Team won one Pac-10 Conference Tournament title (2002)
- Team earned consecutive NCAA Tournament berths and advanced to two Sweet Sixteens, one Elite Eight, one Final Four and one championship game
- 2000-01 team finished season as NCAA runner-up

Arizona Player (1996-2000)

- Named Academic All-Pac-10 second team as a senior in 2000
- Overall record: 104-27 (.794 winning percentage)
- Teams posted four-straight 20-win seasons, including a 30-win campaign in 1997-98
- Pac-10 Conference record: 56-16 (.778 winning percentage)
- Teams won two Pac-10 Conference regular season crowns (1997-98, 1999-2000)
- Teams earned four-straight NCAA Tournament berths, advancing to two Sweet Sixteens, two Elite Eights, one Final Four and one championship game
- 1996-97 team won the NCAA title
- Wildcats had a 42-0 record when Pastner played
- Dubbed the program's "shot specialist," worked with high-profile teammates (Mike Bibby, Miles Simon, Jason Terry, Richard Jefferson) on their shots and shooting motions
- Also assisted in breaking down tapes and scouting opponents

Other Items of Interest

- Earned his bachelor's degree in Family Studies from Arizona in 2.5 years (December of 1998 after enrolling in fall of 1996), which is the fastest an Arizona student-athlete has ever earned a degree
- Earned his master's degree in Teaching and Teacher education in just one year while at Arizona
- Earned his bachelor's degree without taking any summer classes; took as many as 33 hours during multiple semesters
- At the age of 21, applied for Prairie View's head coach position
- At the age of 19, applied for the Los Angeles Clippers head coach position
- At age of 16, organized and coached the Houston Hoops AAU summer program
- At age of 13, published the Josh Pastner Scouting Report, which provided scouting reports on local high school talent in the Houston area
- Has never had alcohol, coffee or soda to drink
- Has not used a curse word in his seven seasons as head coach

HEAD COACH JOSH PASTNER

PASTNER AT-A-GLANCE

PERSONAL

Birthdate:	September 26
Hometown:	Kingwood, Texas
High School:	Kingwood
College:	Arizona, 1998 (Bachelor's) Arizona, 1999 (Master's)
Family:	wife, Kerri; daughters, Payten, Kamryn, and Harper; stepson, Ethan

COACHING HISTORY

2000-01:	Arizona, Undergraduate Assistant Coach
2001-02:	Arizona, Video Coordinator/Recruiting Coord.
2002-08:	Arizona, Assistant Coach
2008-09:	Memphis, Assistant Coach
2009-16:	Memphis, Head Coach
2016-present:	Georgia Tech, Head Coach

POST-SEASON HISTORY

2000-01:	Arizona, NCAA Championship Game
2001-02:	Arizona, NCAA Sweet Sixteen
2002-03:	Arizona, NCAA Elite Eight
2003-04:	Arizona, NCAA First Round
2004-05:	Arizona, NCAA Elite Eight
2005-06:	Arizona, NCAA Second Round
2006-07:	Arizona, NCAA First Round
2007-08:	Arizona, NCAA First Round
2008-09:	Memphis, NCAA Sweet Sixteen
2009-10:	Memphis, NIT Second Round
2010-11:	Memphis, NCAA Second Round
2011-12:	Memphis, NCAA Second Round
2012-13:	Memphis, NCAA Third Round
2013-14:	Memphis, NCAA Third Round

CONFERENCE TITLES

2001-02:	Arizona, Pac-10 Conference (tournament)
2002-03:	Arizona, Pac-10 Conference (regular season)
2004-05:	Arizona, Pac-10 Conference (regular season)
2008-09:	Memphis, C-USA (regular season/tournament)
2010-11:	Memphis, C-USA (tournament)
2011-12:	Memphis, C-USA (regular season/tournament)
2012-13:	Memphis, C-USA (regular season/tournament)

PLAYING HISTORY

1996-2000:	Arizona, Four-year letterwinner
------------	---------------------------------

POST-SEASON (Player)

1996-97:	Arizona, NCAA Champion
1997-98:	Arizona, NCAA Elite Eight
1998-99:	Arizona, NCAA First Round
1999-2000:	Arizona, NCAA Second Round

CONFERENCE TITLES (Player)

1997-98:	Arizona, Pac-10 Conference (regular season)
1999-2000:	Arizona, Pac-10 Conference (regular season)



PASTNER'S RECORD VS. ALL OPPONENTS

American Athletic	59-27	Northeast	1-0
Cincinnati	2-4	Robert Morris	1-0
Connecticut	2-6		
East Carolina	9-3	Ohio Valley	13-1
Houston	7-4	Austin Peay	4-0
SMU	4-6	Belmont	1-0
Temple	3-3	Jacksonville State	1-0
Tulane	8-3	Murray State	0-1
Tulsa	7-3	Southeast Missouri	3-0
UCF	13-1	Tennessee State	1-0
USF	4-1	Tennessee Tech	1-0
		Tennessee-Martin	2-0
Atlantic 10	1-3		
George Washington	1-0	Pac-12	0-1
Massachusetts	0-1	Arizona	0-1
Saint Louis	0-1		
VCU	0-1	Patriot League	1-0
		Loyola, Md.	1-0
Atlantic Coast	4-4		
Louisville	2-2	Southeastern	5-6
Miami, Fla.	2-0	Florida	0-1
Syracuse	0-1	LSU	2-0
Virginia	0-1	Mississippi	0-2
		South Carolina	0-1
Atlantic Sun	5-0	Tennessee	3-2
Lipscomb	3-0		
North Florida	1-0	Southern	1-0
USC Upstate	1-0	Samford	1-0
Big 12	1-6	Southland	7-1
Baylor	0-1	Central Arkansas	1-0
Kansas	0-2	Houston Baptist	1-0
Oklahoma	0-1	Nicholls	2-0
Oklahoma State	1-2	Northwestern State	2-0
		Stephen F. Austin	0-1
Big East	2-4	Texas A&M-Corpus Christi	1-0
Georgetown	0-3		
St. John's	1-0	Southwestern Athletic	6-0
Xavier	1-1	Grambling State	1-0
		Jackson State	3-0
Big Ten	3-3	Prairie View A&M	1-0
Michigan	0-1	Southern	1-0
Michigan State	0-1		
Minnesota	0-1	Summit League	5-0
Ohio State	1-0	IUPUI	2-0
Rutgers	2-0	Oral Roberts	2-0
		Western Illinois	1-0
Big Sky	1-0		
Montana State	1-0	Sun Belt	4-1
		Arkansas-Little Rock	2-0
Conference USA	34-6	Arkansas State	2-0
Charlotte	1-0	UT-Arlington	0-1
Louisiana Tech	1-0		
Marshall	7-1	West Coast	3-2
Rice	3-1	Gonzaga	2-2
Southern Mississippi	10-1	Saint Mary's	1-0
UAB	8-0		
UTEP	3-3	Division II	1-0
Western Kentucky	1-0	LeMoyne Owen	1-0
Horizon League	1-0	Division III	1-0
Oakland	1-0	Centenary	1-0
Ivy	1-0		
Harvard	1-0		
Metro Atlantic	2-0		
Manhattan	1-0		
Siena	1-0		
Mid-American	1-0		
Ohio	1-0		
Mid-Eastern Athletic	1-0		
North Carolina Central	1-0		
Missouri Valley	3-1		
Bradley	1-0		
Indiana State	1-0		
Northern Iowa	1-0		
Wichita State	0-1		

PASTNER'S CAREER EXPERIENCE

Year	Position	School	Overall W-L	Pct.	Conference W-L	Pct.	Notable
1996-97	Player	Arizona	25-9	.735	11-7	.611	NCAA Champion
1997-98	Player	Arizona	30-5	.857	17-1	.944	Pac-10 Champ (R); NCAA Elite Eight
1998-99	Player	Arizona	22-6	.786	13-5	.722	NCAA First Round
1999-00	Player	Arizona	27-7	.794	15-3	.833	Pac-10 Champ (R); NCAA Second Round
2000-01	Assistant#	Arizona	25-6	.806	15-3	.833	NCAA Title Game
2001-02	Video*	Arizona	24-10	.706	12-6	.667	Pac-10 Champ (T); NCAA Sweet 16
2002-03	Assistant	Arizona	28-4	.875	17-1	.944	Pac-10 Champ (R); NCAA Elite Eight
2003-04	Assistant	Arizona	20-10	.667	11-7	.611	NCAA First Round
2004-05	Assistant	Arizona	30-7	.811	15-3	.833	Pac-10 Champ (R); NCAA Elite Eight
2005-06	Assistant	Arizona	20-13	.606	11-7	.611	NCAA Second Round
2006-07	Assistant	Arizona	20-11	.645	11-7	.611	NCAA First Round
2007-08	Assistant	Arizona	19-15	.559	8-10	.444	NCAA First Round
2008-09	Assistant	Memphis	33-4	.892	16-0	1.000	C-USA Champ (R/T); NCAA Sweet 16
2009-10	Head Coach	Memphis	24-10	.706	13-3	.813	NIT Second Round
2010-11	Head Coach	Memphis	25-10	.714	10-6	.625	C-USA Champ (T); NCAA Second Round
2011-12	Head Coach	Memphis	26-9	.743	13-3	.813	C-USA Champ (R/T); NCAA Second Round
2012-13	Head Coach	Memphis	31-5	.861	16-0	1.000	C-USA Champ (R/T); NCAA Third Round
2013-14	Head Coach	Memphis	24-10	.706	12-6	.667	NCAA Third Round
2014-15	Head Coach	Memphis	18-14	.563	10-8	.556	American Conference First Round
2015-16	Head Coach	Memphis	19-15	.559	8-10	.444	American Conference finals
Memphis Totals (HC/AC)			200-77	.745	98-36	.726	7 conference titles (3 R/4 T), 5 NCAA, 1 Sweet 16, 1 NIT
Arizona Totals (Staff/Player)			290-103	.722	156-59	.726	5 conference titles (4 R/1 T), 12 NCAA, 6 Sweet 16, 5 Elite Eight, 2 Final Four, 2 NCAA title games, 1 NCAA title
Totals			490-180	.731	254-95	.728	

R — denotes conf. regular season title, T — denotes conf. tournament title
* also served as recruiting coordinator, # undergraduate assistant coach

BASKETBALL STAFF

TAVARAS HARDY

Assistant Coach

Tavaras Hardy, a Division I assistant coach for 10 years at Georgetown and Northwestern, joined the Georgia Tech staff as an assistant coach on May 6, 2016.

Hardy, 37, a former All-Big Ten player and assistant coach at Northwestern, comes to Atlanta following a three-year stint on the staff of John Thompson III at Georgetown, where the Hoyas won 55 games over three seasons and went to the NCAA Tournament third round in 2015.

"Tavaras is a tremendous addition to our staff," said Pastner. "He has played and worked at two tremendous institutions in Georgetown and Northwestern, and is very good with player development and talent evaluation. He has built excellent relationships in recruiting and coaching. He worked in wealth management while coaching early in his career, which provides an interesting dimension to his background."

In his time at Georgetown, Hardy worked primarily with the wings and post players. He helped freshman Jessie Govan earn Big East Conference all-freshman honors in 2015-16. Isaac Copeland and L.J. Peak achieved Big East Conference all-freshman honors in 2014-2015 with his assistance. Hardy also helped bring in a pair of recruiting classes that were ranked among the top-20 nationally, including the 2015 class that was ranked as high as No. 4 in the country. He led the recruitment for Govan from New York City, rated the 40th best prospect nationally in the class of 2015. In 2014, he landed Paul White out of Chicago, who was rated as the 34th best prospect in the country.

"I'm honored and excited to join Josh Pastner's staff at Georgia Tech," said Hardy. "Coach Pastner's positive personality is contagious. He has the energy, experience and vision to lead this program to the highest level of success in college basketball. It is incredible when you combine that with the fact that Georgia Tech is an institution of academic excellence and athletic tradition, competing for ACC basketball championships, all while being in the great city of Atlanta. Through Coach Pastner's leadership, we will work tirelessly to show talented young men why Georgia Tech is the best place to fully develop both on and off the basketball court."

Hardy joined the Georgetown staff after seven seasons on the staff at Northwestern, where he helped lead the Wildcats to four consecutive postseason appearances (2009-12) and to consecutive school record 20-win seasons in 2009-10 and again in 2010-11. He served as the team's associate head coach the last two years.

Recognized as an outstanding recruiter, Hardy helped mentor John Shurna during his record-breaking career as he became a first-team All-Big Ten selection, the conference's leading scorer and Northwestern career leader in scoring. In addition, Drew Crawford was named the 2010 Big Ten Freshman of the Year by the league's media members. He also recruited JerShon Cobb, 2010 Metro-Atlanta Player of the Year and Georgia class AAA state champion from Columbia High School in Decatur, Ga.

Prior to NU, Hardy spent three years as a head coach for the Illinois Defenders boys' basketball program. Among their many accomplishments, his under-16 team captured the championship of the 2005 Las Vegas Main Event tournament with a perfect 7-0 record. During that same time period, Hardy also worked in wealth management at JPMorgan Chase and Co.

A native of Joliet, Ill., Hardy was a four-year letterwinner and three-time most valuable player at Northwestern from 1998-2002. He earned All-Big Ten honors twice, ranks second in games played and is among the top 20 in seven major categories at the school. Hardy graduated from Northwestern in 2002, earning his bachelor of arts degree in political science.

Hardy and his wife Billée are the proud parents of Mariah (8), Jasmine (4) and TJ (1).



DARRYL LABARRIE

Assistant Coach

Darryl LaBarrie, a former Georgia Tech assistant coach and player with deep Atlanta roots, returned to his alma mater's basketball staff as an assistant coach in May of 2016.

LaBarrie joined head coach Josh Pastner's staff following a successful five-year stint on the staff at Georgia State with the 2015-16 season, in which the Panthers won two Sun Belt Conference regular-season titles and averaged more than 20 wins a season. Prior to his arrival at GSU five years ago, LaBarrie spent the previous two seasons on the staff at Georgia Tech under Paul Hewitt, where his primary responsibilities were recruiting and developing the perimeter players.

"I'm excited that Darryl is coming back to Georgia Tech," said Pastner. "He has spent most of his playing and coaching career in his hometown, and he knows this area and as well as anyone. He's a tremendous coach, and he knows what Georgia Tech is all about. His high level of character and integrity will add a lot to this program."

LaBarrie helped Georgia State to two of its most successful seasons in program history between 2013 and 2015. To go along with that, Georgia State won more games over the last five years than at any other stretch in program history.

"I'm ecstatic about the opportunity to work with Coach Pastner, who is one of the hardest workers and brightest minds in college basketball," said LaBarrie. "Georgia Tech is one of the premier programs in the country historically and a place that I call home. I will work tirelessly to help get the program back to the level of national prominence that it once enjoyed."

During the Panthers' successful two-year run, Georgia State won 25 games each year, one of just 20 programs in the country to accomplish the feat. It was capped in 2014-15 with a win over No. 3-seed Baylor in the NCAA tournament as the Panthers advanced to the third round for just the second time in school history. Georgia State won both the Sun Belt regular season and tournament titles on the way to the postseason.

The 2013-14 season saw the Panthers win 25 games, win the Sun Belt regular season title and advance to the post-season NIT for just the second time in school history.

In 2012-13, he oversaw the recruitment and signing of R.J. Hunter, who went on to be a two-time Sun Belt Player of the Year and receive AP All-America honorable mention recognition in each of the last two seasons. He also recruited Ryan Harrow, a Parade first-team All-American and Georgia Gatorade Player of the Year, to play at Georgia State, and Manny Atkins, a top-60 recruit out of high school. Harrow was a two-time All-Sun Belt first-team member.

In his first season with the Panthers, LaBarrie helped the squad to 22 wins, and the second round of the CollegeInsider.com Postseason Tournament. GSU finished among the top 20 in the NCAA in scoring defense, defensive field-goal percentage, blocked shots and steals.

In 2015-16, Georgia State earned its third straight winning season, the second-longest streak in program history, going 16-14. The Panthers opened non-conference play 7-2, the third-best start in program history.

In his first season with the Yellow Jackets (2009-10), LaBarrie helped Tech a 23-13 record and the second round of the NCAA tournament. Tech nearly won the ACC tournament, falling to Duke 65-61 in the championship.

During his second season, LaBarrie continued to oversee the development of Iman Shumpert, who led the Yellow Jackets in scoring, rebounds and assists and was named All-ACC second-team as well as the conference's all-defensive team.

Prior to his stint with the Yellow Jackets, LaBarrie spent two seasons as an assistant coach at East Carolina. LaBarrie helped the Pirates produce the top two three-point shooting seasons in school history and ranked first or second in Conference USA in that category in his two seasons. During the 2008-09 season, ECU made a school-record 261 treys, breaking the mark established the previous year.

A 2001 graduate of Georgia Tech, LaBarrie spent the 2006-07 season as an assistant coach at Campbell. Prior to joining the Camels' staff, he served as a coach with the highly regarded Atlanta Celtics AAU program. He also worked as a regional NBA scout for Marty Blake's Court Report while serving as an assistant coach at Stone Mountain (Ga.) High School.

LaBarrie earned his master's degree in sports administration from Georgia State in 2005 while serving as a graduate assistant at Tech. He worked one year in general athletics administration (2003-04), then the following year with the men's basketball program (2004-05).

LaBarrie earned three letters at Georgia Tech, playing two years under Bobby Cremins and one season for Hewitt. He helped lead the Yellow Jackets to the 2001 NCAA tournament and received his B.S. in management that year.

He began his collegiate career at Florida A&M, where he earned Mid-Eastern Athletic Conference All-Rookie team honors as a freshman before transferring to Tech.

A native of Decatur, Ga., LaBarrie was named first-team all-state and Dekalb County Player of the Year as a senior when he led Tucker High School to a state title.

LaBarrie and his wife, Aisha, are the parents of three daughters, Sydney, Kai and Diarra.



BASKETBALL STAFF

ERIC REVENO

Assistant Coach

Eric Reveno, who recently completed a 10-year run as the head coach at the University of Portland, joined Josh Pastner's men's basketball staff at Georgia Tech as assistant coach on May 6, 2016.

Reveno spent 10 years spearheading a rebuilding effort at Portland in which the Pilots played in four CollegeInsider.com Postseason Tournament (CIT) during his tenure and had a three-year span where the Pilots averaged 20 wins from 2008-10. Reveno was named the WCC Coach of the Year in 2009 after leading Portland to back-to-back third-place finishes in the league standings. The Pilots were also one of the best three-point shooting teams in the nation during Reveno's term.

"Eric is known as one of the great developers of big men in the country and a great addition to our staff," said Pastner. "He worked at Pete Newell's Big Man Camp for seven years, and he was on the staff at Stanford during a time when they recruited and developed a number of tremendous big men and were highly successful. He's got a tremendous IQ for the game of basketball and a high level of character."

Twenty Pilots were named to All-WCC teams since 2007, including eight first-team selections, and 16 of the program's graduates since 2009 have gone on to play professionally. Reveno finished with a 140-178 overall record, including a 60-95 mark in West Coast Conference games.

Off the court, the Pilots had 16 WCC All-Academic team selections under Reveno. The team boasted a 100 percent graduation rate, a near-perfect rating in the NCAA's Academic Progress Rate, and 20 Academic All-WCC selections since 2007.

"I am very excited and grateful to be joining Josh Pastner's staff at Georgia Tech," said Reveno. "I have known Coach Pastner since he was a player at Arizona, and he has impressed at every stage of his career. His commitment and passion for helping each student-athlete become the best he can be and building a championship team is infectious. To be able to join him, at one of the nation's top academic institutions, competing in the best league in college basketball, is an opportunity of a lifetime."

Voted one of the Top 25 Recruiters in the nation by rivals.com in 2006, Reveno has a track record of player development, and respects the role of the student-athlete. He built the foundation for future success through quality recruiting and an emphasis on development, both on the court and in the weight room.

Long recognized as a leader in the use of sports performance analysis technology, Reveno spoke in Sydney, Australia during the fall of 2008 at a worldwide summit hosted by SportsTec, one of the foremost providers of video and technology solutions to the international sports community. The cutting edge approach to technology became a staple of the Pilot program in teaching, player development and recruiting. As a result, Reveno was the lone representative from the United States asked to speak to an audience of performance professionals from some of the top sports leagues and organizations in the world. Dave Telep, ESPN.com Senior Recruiting Analyst, said that, "Reveno is unofficially the most technologically advanced man we've met in college basketball. His new I-Phone is wired up to the point where he's got his recruiting database, clips of his offense, directions to gyms in Vegas AND his favorite Johnny Cash songs all in one."

An imposing 6-foot, 8-inch figure, Reveno developed a passion for a disciplined style of play reminiscent of his formative coaching years as an assistant under legendary coach Mike Montgomery at Stanford. He also points to the coaching philosophies of Tom Davis, the man who recruited and coached him at Stanford his first two years, and legendary coach Pete Newell as major influences on his coaching style. Reveno served as an assistant coach under Montgomery at Stanford for seven years before being promoted to associate head coach during the 2004-05 season alongside Trent Johnson.

A post player for the Cardinal in the late '80s under both Davis and Montgomery, Reveno helped coach his alma mater to seven 20-win seasons, three 30-win seasons, eight NCAA Tournament appearances, an NCAA Final Four in 1998, three years with a No. 1 national ranking, four Pacific-10 Conference Championships and a .768 overall winning percentage. He played in 116 games during his career at Stanford (1985-87, 89), including 30 games as a starter during his senior season in 1988-89. He was a two-time team captain and most inspirational player and averaged 9.4 points and 5.1 rebounds per game as a senior, helping the Cardinal to a 26-7 record, a 15-3 mark in the Pac-10, and a No. 12 national ranking. The Cardinal advanced to the NCAA Tournament, Stanford's first appearance in the tourney since the 1942 season.

Reveno recruited and coached numerous outstanding frontline players for the Cardinal including Mark Madsen, Jarron Collins, Jason Collins, Curtis Borchardt, Tim Young, Rob Little, Justin Davis and Matt Haryasz. He was also a prominent staff member at the nationally renowned Pete Newell Big Man Camp from 1998-2004. Seven players under Reveno's tutelage at Stanford went on to play in the NBA.

After graduating from Stanford in 1989 with a degree in economics, he spent four years playing professional basketball in Japan. He returned to Stanford and obtained his masters degree in business administration in 1995. Prior to joining the Stanford coaching staff in 1997, he served as president for two years of Riekes Center in Menlo Park, a non-profit mentoring organization that works with athletes of all ages.

Reveno was born in Stanford, Calif. on March 12, 1966 and attended The Menlo School during his high school years. He and his wife, Amanda, have two children: Katie (13) and Andrew (10).



MARIO WEST

Director of Player Personnel

A veteran of four years in American professional basketball and five seasons overseas, former Georgia Tech standout Mario West joined the Yellow Jackets' basketball staff as director of player personnel in May of 2016.

West will serve as the basketball staff's liaison with academic services, campus housing and dining, media and marketing, as well as spearhead outreach to former players.

A 6-5 guard, West was an undrafted free agent signee of the Atlanta Hawks after his Tech career and played three seasons for the team, then spent part of the 2010-11 season with the New Jersey Nets. He played a total of 162 NBA games, and also played 53 games over two seasons with the Maine Red Claws in the NBA Developmental League.

From there, West played five years with professional teams in the Dominican Republic, Italy, the Philippines, Mexico, France and Argentina. He was named MVP of the Dominican Republic league finals in 2010, and helped the Boulogne Sur Mere team to the French second division league title in 2014.

The native of Douglas, Ga., came to Tech as a non-scholarship player and played on three NCAA Tournament teams, including the Tech team that played for the national championship in 2004. In four seasons from 2003-07, West played in 103 games, starting 21, and averaged 3.2 points and 2.3 rebounds. He achieved career highs in 2005-06 with 5.2 points and 2.6 rebounds per game while hitting 48.3 percent of his field goals. He served as team captain as a senior and ranks 20th on Tech's all-time list for steals. Immediately following his Tech career, he participated in and won the NCAA Slam Dunk championship that is staged at the Final Four site each year.

West earned his bachelor of science degree in business management from Tech in 2007, and during his post-graduate career, he has served as a coach at numerous youth camps in countries where he has played, as well as those conducted in Atlanta by Georgia Tech and the Atlanta Hawks. He also served as a volunteer coach at Lambert High School and Pace Academy.

West has co-authored a book with Shakyna Bolden, entitled "Defend the Dream, 20 ways to win the game of your dream," based on West's journey to the NBA, to be published later in 2016.



JULIAN SWARTZ

Director of Operations

An eight-year veteran of NCAA Division I men's basketball, Julian Swartz joined Georgia Tech's men's basketball staff as director of operations in May, 2016, after four years with head coach Josh Pastner at Memphis, where he served as assistant director of operations, director of player development and interim assistant coach. Swartz's role on Pastner's staff at Tech will include serving as the staff liaison with compliance, coordinating on-campus recruiting operations, team travel, community service activities and summer camps.

During his time at Memphis, the Tigers compiled a 92-44 overall record while transitioning to the American Athletic Conference from Conference USA.

Prior to Memphis, Swartz spent three years as a graduate assistant at Marquette (2005-08) with head coach Tom Crean and one as an intern at Indiana (2008). Among his duties at Marquette were assisting in the areas of video, scouting reports, statistics, student-athletes' academic progress, on-campus recruiting visits and coordinating summer camps. He also assisted in player development, working with All-Big East honorees Lazar Hayward, Dominic James, Wesley Matthews, Jerel McNeal and Steve Novak. Novak, Matthews, McNeal, and Hayward have all played in the NBA. In those three seasons, the Golden Eagles posted a 69-31 overall record and a 31-19 Big East Conference mark and earned three NCAA Tournament berths.

From 2009-12, he served as a counselor in the West Allis/West Milwaukee school district, counseling kids and teaching character education, while also serving as an assistant coach for the Waukesha South High School varsity hoops squad (2003-05, 2009-11) along with coaching youth basketball (2009-12).

A native of Waukesha, Wis., Swartz graduated from Carroll College in 2005 with a bachelor's degree in psychology. He earned his master's degree in school counseling in 2008 from Marquette, which made him the recipient of the 2016 Marquette University Alumni Counselor Education and Counseling Psychology Achievement Award.

A successful high school player, Swartz scored 2,123 points in his career, was a first-team all-state selection three times and was named the 1999 Associated Press Wisconsin High School Player of the Year along with being named academic all-state. He began his collegiate playing career at the University of Wisconsin in 1999-2000 and was a member of the Badgers squad that advanced to the 2000 NCAA Final Four.



BASKETBALL STAFF

DAN TAYLOR

Player Development Coach

Dan Taylor joined the Georgia Tech staff as player development coach for men's basketball in May of 2016 following a nine-year term as the head strength and conditioning coach at Siena College in Loudonville, N.Y.

Taylor will coordinate and implement the player development program for the Yellow Jackets' men's basketball and men's tennis teams. At Siena, he oversaw the strength and conditioning efforts for all of Siena's Division I varsity programs and over 350 student-athletes from September, 2006, to the present, promoted to the position after joining the Siena staff as an assistant strength coach.

As an assistant at Siena, Taylor's duties included creating and executing strength programs for the women's golf team, assisting in the creation and implementation of Siena College's Strength Camps for high school athletes and working with a variety of athletes from Siena's sports programs.

Alongside his duties as assistant strength and conditioning coach at Siena, Taylor also served as assistant fitness director for Gold's Gym in Clifton Park. In this capacity, Taylor has worked with myriad of athletes, ranging from youth football players to professional basketball players from the USBL (United States Basketball League).

Prior to his appointment as assistant strength and conditioning coach, Taylor developed and implemented conditioning programs for The College of Saint Rose men's and women's basketball teams, the women's volleyball and baseball teams.

Taylor is a member of the National Strength and Conditioning Association, and is certified by that organization (as a strength and conditioning specialist) as well as the National Academy of Sports Medicine (performance enhancement specialist) and the American Heart Association (AED certified).

Taylor graduated cum laude from Franklin Pierce College in 2002, where he earned his bachelor of arts degree. In 2006, Taylor received his masters of science in exercise science and performance enhancement from the California University of Pennsylvania, where he graduated summa cum laude, and completed his second masters of science in exercise science with a focus in strength and conditioning from Edith Cowan University based in Perth, Western Australia in 2011. He is currently working toward a doctorate degree in performance psychology at Grand Canyon University. Taylor co-authored a 2014 book entitled, "Conditioning to the Core," and authored its companion educational correspondence course and webinar.

Taylor and his wife Erin have two children, 5-year-old twins Jackson and Lorelai.



TYLER BENSON

Director of Video

Having spent two seasons at Memphis as the Tiger's video coordinator under Josh Pastner, Tyler Benson joined Pastner's staff at Georgia Tech in a similar role as director of video operations in May, 2016.

At Memphis (2014-16), Benson oversaw the basketball video department, including the Tigers' newly-redesigned, high-tech video room, broke down tape to assist the coaching staff in its scouting and kept the program's video and computer equipment up-to-date.

Benson moved into that position after one year (2013-14) as a graduate manager at Ole Miss, where he assisted head coach Andy Kennedy's staff with practice and the scout team, oversaw the team's undergraduate student assistants and assisted the video coordinator with breaking down tape and drafting scouting reports.

Prior to that, Benson was a coach for four seasons, first as an assistant coach at West Virginia Wesleyan (2009-10) and then for three years at St. John's Northwestern Military Academy (2010-13) in Delafield, Wis., helping 32 Lancers earn NCAA Division I scholarships.

A native of Morgantown, W.Va., Benson earned four letters playing basketball at St. Bonaventure, serving as the Bonnies' team captain as a senior, and graduated in 2009 with a bachelor's degree in business administration/management sciences.



RICHARD STEWART

Athletic Trainer

Richard Stewart joined the Georgia Tech Athletic Association staff in August 2007 as assistant athletic trainer for men's basketball. He also oversees men's and women's tennis.

Stewart came to Georgia Tech from Virginia Tech, where he was an assistant athletic trainer for football as well as a graduate assistant athletic trainer for football and men's soccer before working for the Hokies in a full-time capacity. During his time at Virginia Tech, he also served as assistant athletic trainer for the Cologne Centurions of NFL Europe.

He graduated from Salisbury University in 2005 with a bachelor's degree in athletic training and earned his master's in health promotion and physical education in 2006 from Virginia Tech.

Stewart is a NATABOC Certified Athletic Trainer. He is a member of the National Athletic Trainer's Association, Southeast Athletic Trainers' Association, and the Georgia Athletic Trainers' Association, and he is licensed by the state of Georgia as an athletic trainer.



Ellie Cantkier
Administrative Coordinator




Whitney Burton
Asst. Director Academic Services



Mary Kate Olszewski
Academic Coordinator



Dr. Angelo Galante
Team Physician



Dr. Aaron King
Team Dentist



Bryan Elliott
Assoc. Dir. Facilities & Events



Taj Finger
Graduate Assistant



Hayden Sheridan
Graduate Assistant



Mike Stamus
Assoc. Dir. Communications



Phil Lewicki
Asst. Dir. Marketing & Promotions



Andy Demetra
Director of Broadcasting



Andy Blanton
Director of Video Operations

ADMINISTRATION

DR. G.P. "BUD" PETERSON

President

G.P. "Bud" Peterson was appointed as the 11th president of Georgia Tech on April 1, 2009.

Prior to his appointment, he served as chancellor at the University of Colorado at Boulder (2006-2009), provost at Rensselaer Polytechnic Institute in Troy, New York (2000-2006), and program director at the National Science Foundation for the Thermal Transport and Thermal Processing Program (1993-1994).

He has held various positions at Texas A&M University, beginning in 1981 as an assistant professor of engineering technology and Halliburton Professor of Mechanical Engineering (1990), the College of Engineering's Tenneco Professor, head of the Department of Mechanical Engineering (1993-1996), executive associate dean of engineering (1996-2000), and associate vice chancellor for engineering for the Texas A&M University System (1996-2000). Prior to his service at Texas A&M, he was a visiting research scientist at NASA-Johnson Space Center in Houston, Texas (1981-1982), associate professor and head of the General Engineering Technology Department at Kansas Technical Institute in Salina, Kan. (1979-1981), and taught mathematics, physics and chemistry at Shawnee Mission South High School in Overland Park, Kan. (1978-1979), and Wabaunsee County High School in Alma, Kan. (1977-1978).

Throughout his career, Peterson has played an active role in helping to establish the national education and research agendas, serving on numerous industry, government, and academic task forces and committees. He has served as a member of a number of congressional task forces, research councils, and advisory boards, including the Office of Naval Research (ONR), the National Aeronautics and Space Administration (NASA), the Department of Energy (DOE), the National Research Council (NRC), and the National Academy of Engineering (NAE). In addition, he has served as a member of the Board of Directors and vice president for education for the American Institute of Aeronautics and Astronautics (AIAA) and is currently serving as a member of the National Science Board (NSB), co-chair of the Government Relations Committee of the Association of Public and Land-grant Universities (APLU), as a member of the U.S. Council on Competitiveness, and was recently appointed by Secretary Gary Locke as a member of the National Advisory Council on Innovation and Entrepreneurship (NACIE).

As chancellor of the University of Colorado, Peterson led the development of a new university wide strategic plan, Flagship 2030, which defined a vision for the university for the next 20 years. In his nearly three years as chancellor, freshman applications increased by 35 percent, the number of under-represented minorities in the freshmen class increased by 38 percent, sponsored research increased by more than 18 percent, and private philanthropy for the university increased by nearly 80 percent.

As provost at Rensselaer, he played a key role in the institutional transformation and the dramatic improvement in the quality, size, and diversity of the faculty – overseeing the hiring of nearly 40 percent of the faculty, increasing the total number of tenured and tenure-track faculty by 20 percent, and improving the diversity of the tenured/tenure-track faculty by more than doubling the number of under-represented minorities and increasing the number of women by 40 percent. In addition, during his tenure as provost, the quality, size, and diversity of the student body increased, with the number of full-time PhD students increasing by 25%.

Peterson's research interests have focused on the fundamental aspects of phase change heat transfer, including the heat transfer in reduced gravity environments, boiling from enhanced surfaces, and some of the earliest work in the area of flow and phase change heat transfer in microchannels. Early investigations focused on applications involving the thermal control of manned and unmanned spacecraft and progressed through applications of phase change heat transfer to the thermal control of electronic components and devices. More recently, investigations have included fundamental applications of phase change heat transfer to the field of biotechnology, including the in situ treatment of cancerous tissue using hypo and hyperthermia to arrest epileptic seizures through the rapid cooling of localized brain tissue, which required highly efficient heat dissipation devices capable of dissipating thermal energy to surrounding tissue.

A Fellow of both the American Society of Mechanical Engineers and the American Institute of Aeronautics and Astronautics, Peterson is the author or co-author of 14 books or book chapters, 180 refereed journal articles, more than 150 conference publications, and holds eight patents with two others pending. He is a member of several professional organizations and the recipient of numerous national and international honors and awards for both teaching and research.



TODD STANSBURY

Director of Athletics

Georgia Institute of Technology introduced former Tech football player Todd Stansbury as the Institute's ninth director of athletics on Sept. 22, 2016.

Stansbury has served as Oregon State's athletic director since June 2015 following a nine-year stint as the university's executive associate athletic director from 2003-2012. During his time at Oregon State, Stansbury was part of a senior management team that raised \$150 million for a football stadium expansion, in addition to fundraising for the construction of a sports performing center. He also was part of a team that established several career development initiatives for student-athletes.

"Todd Stansbury is committed to athletes' success both on and off the field," Peterson said. "His global perspective and leadership experience in athletics and development, combined with a lifelong passion for Georgia Tech, make him the ideal candidate. I believe this is one of those rare golden moments in life where opportunity meets ambition. We welcome him home."

Stansbury's resume also includes roles as athletic director at the University of Central Florida (2012-2015) and East Tennessee State University (2000-2003). He was Georgia Tech's assistant athletic director for academics from 1988-1995 under Homer Rice. Now he returns to campus to guide a department that features 15 teams in 17 NCAA Division I varsity sports.

"I am honored and humbled to have the opportunity to return to Georgia Tech, a place that has played such a large role in my life and the place responsible for opening up a world to me that I didn't even know existed," Stansbury said. "I am thankful to President Peterson and the selection committee for providing me this opportunity."

Stansbury grew up in Canada. When he was 10 years old and on vacation with his family in Florida, he befriended several Georgia Tech football players staying at the same hotel. During the drive back home to Ontario, his family stopped on campus to see a practice. That's when Stansbury knew he wanted to play football on The Flats. He earned varsity letters while at Georgia Tech from 1980-1984 as a middle linebacker and on special teams for head coach Bill Curry. He was a third-round draft pick of the Canadian Football League's Saskatchewan Roughriders in 1984.

As the ninth director of athletics in Georgia Tech history, he follows in the footsteps of storied names such as Rice, John Heisman and Bobby Dodd. He was hired following a national search that began in August 2016 when Mike Bobinski accepted the athletics director position at Purdue University. A nine-member search committee led by Georgia Tech Foundation President Al Trujillo identified candidates. The search process was assisted by Turnkey Search.

"I want to thank Al and the search committee for their outstanding guidance in evaluating candidates," Peterson said. "I'm also personally grateful for the leadership and (interim A.D.) Paul (Griffin), who interrupted his retirement to return to campus to lead our Athletics Association. He will continue to be a great asset during the transition period for the remainder of 2016."

Georgia Tech has achieved a school-record Graduation Success Rate (84 percent according to the most recent NCAA figures from November 2015) in each of the past three years. The Institute also recorded outstanding scores in the Academic Progress Rate (APR), which provides a real-time NCAA metric to measure the success of institutions in moving student-athletes toward graduation. The latest APR statistics, released in April, reported that 13 of Georgia Tech's 15 teams scored 980 or better out of a possible 1,000 points.



ADMINISTRATION

REGINALD DESROCHES

Faculty Athletics Representative

Reginald DesRoches is the Karen and John Huff School Chair and Professor of Civil and Environmental Engineering at the Georgia Institute of Technology. DesRoches took over as FAR on July 1, 2014, after Professor Sue Ann Bidstrup stepped down following a five-year stint as FAR.

As Chair of the School of Civil & Environmental Engineering, he provides leadership to a top-ranked program with 100 faculty and staff and 1,100 students. His primary research interests are in design of resilient infrastructure systems under extreme loads. He has published more than 300 articles in the general area of resilience and seismic risk assessment, and he has given more than 100 presentations in over 35 different countries.

A fellow of the American Society of Civil Engineers and the society's Structural Engineering Institute, Dr. DesRoches has served as the key technical leader in the United States' response to the Haiti earthquake and led a team of 28 engineers, architects, city planners, and social scientists to study the impact of the earthquake. He has also participated in numerous congressional briefings to underscore the critical role that university research must play in addressing the country's infrastructure crisis and resilience to natural hazards. Dr. DesRoches has served as thesis advisor to 29 Doctoral and 17 Master's thesis students.

Dr. DesRoches serves on the National Academy of Sciences Resilience Roundtable and the Academy's Board on Army Science and Technology as well as on the National Science Foundation's Advisory Committee for Engineering, the Global Earthquake Modeling Scientific Board, and the advisory board for the Natural Disasters, Coastal Infrastructure and Emergency Management Research Center. He has chaired the American Society of Civil Engineers' Seismic Effects Committee as well as the executive committee of the Technical Council on Lifeline Earthquake Engineering.

In recent years, Dr. DesRoches has testified before U.S. House and Senate subcommittees on earthquake resilience and science and participated in Washington, D.C., roundtables on topics ranging from disaster preparedness to challenges for African-American men in STEM fields. National media outlets frequently contact him for expert analysis following earthquake events, including CNN, CNN International, LiveScience, National Geographic, and Asia Times online. He also is frequently called on as a champion of the critical role that university research must play in addressing the country's infrastructure crisis and resilience to natural hazards.

Dr. DesRoches has received the Presidential Early Career Award for Scientists and Engineers (PECASE) in 2002 — the highest honor bestowed upon scientists and engineers in the early stages of their careers. Most recently, he was a recipient of the 2007 ASCE Walter L. Huber Civil Engineering Research Prize, the 2015 ASCE Charles Martin Duke Lifeline Earthquake Engineering Award, the Georgia Tech Outstanding Doctoral Thesis Advisor Award (2010), and the Georgia Tech ANAK Award (2008). The ANAK award is the highest honor the undergraduate student body can bestow on a Georgia Tech faculty member.

DesRoches was born in Port-au-Prince, Haiti, and grew up in Queens, New York. He earned his Bachelor of Science in Mechanical Engineering, Master of Science in Civil Engineering, and Ph.D. in Structural Engineering at the University of California, Berkeley, where he was recently elected to the civil engineering department's Academy of Distinguished Alumni.



Brett Daniels
Deputy Director of Athletics



John David Wicker
*Senior Associate AD
Operations*



Jack Thompson
*Senior Associate AD
Development*



Joleen Akin
*Associate AD/Sr. Woman Admin.
Student-Athlete Development*



Shoshanna Engel
*Associate AD
Compliance*



Derek Grice
*Associate AD
Facilities, Operations and Events*



Jim Hall
*Associate VP/Associate AD
Development*



Phyllis LaBaw
*Associate AD
Student Services*



Marvin Lewis
*Associate AD
Finance and Administration*



Rick Thorpe
*Associate AD
Sales and Fan Experience*



Mike Flynn
*Assistant AD / Communications
and Public Relations*



Lee Hendrickson
Human Resources

2015-16 STATISTICS

All Games (21-15 / 14-5 home, 5-8 away, 2-2 neutral)

Player	GP-GS	Min-Avg	FG- FGA	Pct	3FG- FGA	Pct	FT- FTA	Pct	Off- Def	Tot	Avg	PF-dq	A	TO	Blk	Stl	Pts	Avg
Georges-Hunt, Marcus	36-36	1167-32.4	178- 392	.454	40- 117	.342	205- 249	.823	32- 90	122	3.4	94-2	119	74	16	31	601	16.7
Smith, Adam	36-35	1098-30.5	185- 455	.407	109- 263	.414	61- 76	.803	12- 70	82	2.3	57-1	69	44	1	15	540	15.0
Jacobs, Nick	36-28	818-22.7	159- 334	.476	0- 0	.000	59- 76	.776	66- 142	208	5.8	64-0	9	51	25	13	377	10.5
Mitchell, Charles	36-33	902-25.1	154- 297	.519	0- 0	.000	56- 95	.589	138- 211	349	9.7	97-5	21	62	14	22	364	10.1
Stephens, Quinton	36-14	725-20.1	63- 172	.366	31- 97	.320	22- 30	.733	38- 97	135	3.8	54-1	39	32	15	10	179	5.0
Jackson, Tadic	36-1	496-13.8	60- 156	.385	18- 65	.277	31- 52	.596	8- 34	42	1.2	48-0	44	30	3	16	169	4.7
Lammers, Ben	36-0	533-14.8	57- 87	.655	0- 0	.000	17- 34	.500	47- 98	145	4.0	63-1	17	17	47	13	131	3.6
White, James	36-11	522-14.5	56- 112	.500	0- 0	.000	14- 31	.452	63- 96	159	4.4	89-0	16	24	28	10	126	3.5
Heath, Josh	34-21	599-17.6	31- 81	.383	5- 17	.294	24- 30	.800	11- 26	37	1.1	55-0	95	30	2	19	91	2.7
Jorgenson, Travis	28-1	330-11.8	20- 58	.345	9- 36	.250	3- 8	.375	2- 22	24	0.9	18-0	58	18	0	8	52	1.9
Heyward, Corey	8-0	22-2.8	2- 5	.400	1- 2	.500	0- 0	.000	0- 1	1	0.1	1-0	0	2	0	1	5	0.6
Rowland, Rand	6-0	13-2.2	0- 1	.000	0- 0	.000	0- 0	.000	0- 0	0	0.0	3-0	0	1	0	0	0	0.0
TEAM.....									52- 40	92	2.6			18			2	
Total.....	36		965- 2150	.449	213- 597	.357	492- 681	.722	469- 927	1396	38.8	643-10	487	403	151	158	2637	73.2
Opponents.....	36		931- 2108	.442	206- 644	.320	477- 667	.715	347- 783	1130	31.4	638-16	436	353	98	169	2545	70.7

ACC Games Only (8-10 / 5-4 home, 3-6 away)

Player	GP-GS	Min-Avg	FG- FGA	Pct	3FG- FGA	Pct	FT- FTA	Pct	Off- Def	Tot	Avg	PF-dq	A	TO	Blk	Stl	Pts	Avg
Georges-Hunt, Marcus	18-18	631-35.1	102- 210	.486	18- 56	.321	104- 128	.813	13- 47	60	3.3	52-2	69	41	9	17	326	18.1
Smith, Adam	18-17	587-32.6	94- 245	.384	55- 141	.390	41- 50	.820	9- 34	43	2.4	26-0	36	23	0	8	284	15.8
Jacobs, Nick	18-12	420-23.3	85- 176	.483	0- 0	.000	33- 42	.786	29- 74	103	5.7	29-0	2	23	6	10	203	11.3
Mitchell, Charles	18-15	421-23.4	67- 146	.459	0- 0	.000	17- 37	.459	66- 90	156	8.7	48-2	12	33	5	8	151	8.4
Stephens, Quinton	18-9	397-22.1	32- 90	.356	14- 51	.275	7- 11	.636	22- 51	73	4.1	27-0	14	16	11	7	85	4.7
Jackson, Tadic	18-1	240-13.3	27- 68	.397	7- 29	.241	14- 23	.609	5- 18	23	1.3	30-0	23	19	3	8	75	4.2
Lammers, Ben	18-0	279-15.5	23- 40	.575	0- 0	.000	9- 19	.474	28- 50	78	4.3	38-1	8	7	27	8	55	3.1
White, James	18-9	253-14.1	22- 45	.489	0- 0	.000	5- 10	.500	23- 40	63	3.5	46-0	9	11	16	6	49	2.7
Heath, Josh	16-8	237-14.8	6- 27	.222	1- 3	.333	12- 16	.750	4- 10	14	0.9	27-0	30	10	0	6	25	1.6
Jorgenson, Travis	13-1	134-10.3	4- 15	.267	1- 5	.200	3- 4	.750	1- 11	12	0.9	7-0	24	12	0	1	12	0.9
Heyward, Corey	1-0	1-1.0	0- 0	.000	0- 0	.000	0- 0	.000	0- 0	0	0.0	0-0	0	0	0	0	0	0.0
TEAM.....									23- 21	44	2.6			8			2	
Total.....	18		462- 1062	.435	96- 285	.337	245- 340	.721	223- 446	669	37.2	330-5	227	203	77	79	1267	70.4
Opponents.....	18		461- 1033	.446	90- 291	.309	283- 375	.755	177- 413	590	32.8	319-9	225	171	48	89	1295	71.9

Team Statistics.....GT.....Opp

SCORING.....	2637.....	2545
Points per game.....	73.2.....	70.7
Scoring margin.....	+2.6.....	-
FIELD GOALS-ATT.....	965-2150.....	931-2108
Field goal pct.....	.449.....	.442
3 POINT FG-ATT.....	213-597.....	206-644
3-point FG pct.....	.357.....	.320
3-pt FG made per game.....	5.9.....	5.7
FREE THROWS-ATT.....	492-681.....	477-667
Free throw pct.....	.722.....	.715
F-Throws made per game.....	13.7.....	13.3
REBOUNDS.....	1396.....	1130
Rebounds per game.....	38.8.....	31.4
Rebounding margin.....	+7.4.....	-
ASSISTS.....	487.....	436
Assists per game.....	13.5.....	12.1
TURNOVERS.....	403.....	353
Turnovers per game.....	11.2.....	9.8
Turnover margin.....	-1.4.....	-
Assist/turnover ratio.....	1.2.....	1.2
STEALS.....	158.....	169
Steals per game.....	4.4.....	4.7
BLOCKS.....	151.....	98
Blocks per game.....	4.2.....	2.7
ATTENDANCE.....	110804.....	191261
Home games-Avg/Game.....	19-5832.....	13-11272

SCORE BY PERIODS:	1st	2nd	OT	Total
Georgia Tech	1325	1304	8	2637
Opponents	1206	1334	5	2545

Georgia Tech's Largest ...

LEAD

Overall: 37 (105-68 at 3:39-2H vs. Green Bay, 11/19)

ACC: 17 (64-47 at 8:05-2H at Florida State, 2/17)

DEFICIT

Overall: 23 (70-47 at 2:56-2H vs. Virginia, 3/10)

ACC: 23 (70-47 at 2:56-2H vs. Virginia, 3/10)

MARGIN OF VICTORY

Overall: 35 (116-81 vs. Cornell, 11/13)

ACC: 7 (90-83 at NC State, 1/27)

MARGIN OF DEFEAT

Overall: 20 (72-52 vs. Virginia, 3/10)

ACC: 20 (72-52 vs. Virginia, 3/10)

HALFTIME LEAD

Overall: 26 (56-30 vs. Green Bay, 11/19)

ACC: 14 (47-33 at NC State, 1/27)

HALFTIME DEFICIT

Overall: 9 (40-31 at Clemson, 2/13)

ACC: 9 (40-31 at Clemson, 2/13)

HOME CROWD

Overall: 8,600 (vs. Duke, 2/2 and Notre Dame 2/20)

ACC: 8,600 (vs. Duke, 2/2 and Notre Dame 2/20)

ROAD CROWD

Overall: 25,235 (at Syracuse, 1/30)

ACC: 25,235 (at Syracuse, 1/30)

NEUTRAL CROWD

Overall: 20,719 (vs. Virginia, ACC Tournament, 3/10)

Vs. ACC.....GT.....Opp

SCORING.....	1267.....	1295
Points per game.....	70.4.....	71.9
Scoring margin.....	-1.6.....	-
FIELD GOALS-ATT.....	462-1062.....	461-1033
Field goal pct.....	.435.....	.446
3 POINT FG-ATT.....	96-285.....	90-291
3-point FG pct.....	.337.....	.309
3-pt FG made per game.....	5.3.....	5.0
FREE THROWS-ATT.....	245-340.....	283-375
Free throw pct.....	.721.....	.755
F-Throws made per game.....	13.6.....	15.7
REBOUNDS.....	669.....	590
Rebounds per game.....	37.2.....	32.8
Rebounding margin.....	+4.4.....	-
ASSISTS.....	227.....	225
Assists per game.....	12.6.....	12.5
TURNOVERS.....	203.....	171
Turnovers per game.....	11.3.....	9.5
Turnover margin.....	-1.8.....	-
Assist/turnover ratio.....	1.1.....	1.3
STEALS.....	79.....	89
Steals per game.....	4.4.....	4.9
BLOCKS.....	77.....	48
Blocks per game.....	4.3.....	2.7
ATTENDANCE.....	62803.....	121256
Home games-Avg/Game.....	9-6978.....	9-13473

SCORE BY PERIODS:	1st	2nd	Total
Georgia Tech	662	605	1267
Opponents	620	675	1295

2015-16 STATISTICAL BREAKDOWN

Games at McCamish Pavilion (14-5 record)

Player	GP-GS	Min-Avg	FG- FGA	Pct	3FG- FGA	Pct	FT- FTA	Pct	Off- Def	Tot	Avg	PF-dq	A	TO	Blk	Stl	Pts	Avg
Georges-Hunt, Marcus	19-19	579-30.5	99- 208	.476	23- 68	.338	100- 123	.813	13- 48	61	3.2	39-1	63	35	8	19	321	16.9
Smith, Adam	19-18	545-28.7	94- 227	.414	50- 121	.413	25- 32	.781	6- 42	48	2.5	25-0	39	15	0	6	263	13.8
Jacobs, Nick	19-13	420-22.1	92- 178	.517	0- 0	.000	41- 51	.804	43- 83	126	6.6	29-0	6	20	16	6	225	11.8
Mitchell, Charles	19-18	483-25.4	84- 158	.532	0- 0	.000	25- 47	.532	68- 109	177	9.3	44-1	13	34	9	14	193	10.2
Jackson, Tadic	19-1	277-14.6	37- 92	.402	11- 37	.297	18- 35	.514	4- 24	28	1.5	26-0	26	21	1	6	103	5.4
Stephens, Quinton	19-6	387-20.4	34- 95	.358	18- 54	.333	13- 18	.722	19- 53	72	3.8	24-0	28	13	10	5	99	5.2
Lammers, Ben	19-0	278-14.6	33- 43	.767	0- 0	.000	9- 15	.600	19- 57	76	4.0	30-0	10	9	30	4	75	3.9
White, James	19-7	286-15.1	31- 69	.449	0- 0	.000	7- 16	.438	39- 56	95	5.0	44-0	8	14	19	7	69	3.6
Heath, Josh	19-12	312-16.4	20- 42	.476	4- 10	.400	10- 14	.714	5- 11	16	0.8	30-0	58	18	1	11	54	2.8
Jorgenson, Travis	16-1	204-12.8	15- 41	.366	7- 26	.269	2- 5	.400	2- 15	17	1.1	14-0	38	9	0	6	39	2.4
Heyward, Corey	5-0	18-3.6	2- 4	.500	1- 2	.500	0- 0	.000	0- 1	1	0.2	0-0	0	1	0	0	5	1.0
Rowland, Rand	5-0	11-2.2	0- 0	.000	0- 0	.000	0- 0	.000	0- 0	0	0.0	3-0	0	1	0	0	0	0.0
TEAM.....									25- 16	41	2.3			4				
Total.....	19		541- 1157	.468	114- 318	.358	250- 356	.702	243- 515	758	39.9	308-2	289	194	94	84	1446	76.1
Opponents.....	19		488- 1137	.429	109- 354	.308	217- 311	.698	180- 412	592	31.2	333-7	231	189	42	88	1302	68.5

Road Games (5-8 record)

Player	GP-GS	Min-Avg	FG- FGA	Pct	3FG- FGA	Pct	FT- FTA	Pct	Off- Def	Tot	Avg	PF-dq	A	TO	Blk	Stl	Pts	Avg
Georges-Hunt, Marcus	13-13	445-34.2	65- 139	.468	13- 37	.351	77- 94	.819	13- 32	45	3.5	45-1	43	31	8	12	220	16.9
Smith, Adam	13-13	435-33.5	70- 177	.395	45- 114	.395	31- 36	.861	5- 20	25	1.9	21-1	29	20	1	7	216	16.6
Jacobs, Nick	13-11	308-23.7	56- 124	.452	0- 0	.000	15- 19	.789	19- 46	65	5.0	25-0	2	21	8	7	127	9.8
Mitchell, Charles	13-11	303-23.3	54- 109	.495	0- 0	.000	19- 34	.559	53- 74	127	9.8	42-3	4	21	5	7	127	9.8
Stephens, Quinton	13-6	247-19.0	23- 60	.383	11- 34	.324	8- 10	.800	15- 33	48	3.7	22-1	8	14	4	5	65	5.0
Jackson, Tadic	13-0	165-12.7	16- 47	.340	5- 20	.250	11- 14	.786	3- 9	12	0.9	20-0	16	6	2	7	48	3.7
White, James	13-4	182-14.0	17- 31	.548	0- 0	.000	7- 10	.700	16- 30	46	3.5	37-0	7	8	8	2	41	3.2
Lammers, Ben	13-0	197-15.2	15- 32	.469	0- 0	.000	8- 18	.444	21- 32	53	4.1	26-1	6	5	13	7	38	2.9
Heath, Josh	11-7	217-19.7	7- 30	.233	1- 6	.167	8- 10	.800	4- 11	15	1.4	20-0	25	8	1	6	23	2.1
Jorgenson, Travis	9-0	96-10.7	3- 12	.250	2- 7	.286	1- 2	.500	0- 5	5	0.6	4-0	15	8	0	2	9	1.0
Rowland, Rand	1-0	2-2.0	0- 1	.000	0- 0	.000	0- 0	.000	0- 0	0	0.0	0-0	0	0	0	0	0	0.0
Heyward, Corey	2-0	3-1.5	0- 0	.000	0- 0	.000	0- 0	.000	0- 0	0	0.0	1-0	0	1	0	0	0	0.0
TEAM.....									15- 18	33	2.5			10			2	
Total.....	13		326- 762	.428	77- 218	.353	185- 247	.749	164- 310	474	36.5	263-7	155	153	50	62	916	70.5
Opponents.....	13		331- 741	.447	66- 206	.320	216- 288	.750	135- 296	431	33.2	226-6	153	127	40	59	944	72.6

Neutral Site Games (2-2 record)

Player	GP-GS	Min-Avg	FG- FGA	Pct	3FG- FGA	Pct	FT- FTA	Pct	Off- Def	Tot	Avg	PF-dq	A	TO	Blk	Stl	Pts	Avg
Smith, Adam	4-4	118-29.5	21- 51	.412	14- 28	.500	5- 8	.625	1- 8	9	2.3	11-0	1	9	0	2	61	15.3
Georges-Hunt, Marcus	4-4	143-35.8	14- 45	.311	4- 12	.333	28- 32	.875	6- 10	16	4.0	10-0	13	8	0	0	60	15.0
Mitchell, Charles	4-4	116-29.0	16- 30	.533	0- 0	.000	12- 14	.857	17- 28	45	11.3	11-1	4	7	0	1	44	11.0
Jacobs, Nick	4-4	90-22.5	11- 32	.344	0- 0	.000	3- 6	.500	4- 13	17	4.3	10-0	1	10	1	0	25	6.3
Lammers, Ben	4-0	58-14.5	9- 12	.750	0- 0	.000	0- 1	.000	7- 9	16	4.0	7-0	1	3	4	2	18	4.5
Jackson, Tadic	4-0	54-13.5	7- 17	.412	2- 8	.250	2- 3	.667	1- 1	2	0.5	2-0	2	3	0	3	18	4.5
White, James	4-0	54-13.5	8- 12	.667	0- 0	.000	0- 5	.000	8- 10	18	4.5	8-0	1	2	1	1	16	4.0
Stephens, Quinton	4-2	91-22.8	6- 17	.353	2- 9	.222	1- 2	.500	4- 11	15	3.8	8-0	3	5	1	0	15	3.8
Heath, Josh	4-2	70-17.5	4- 9	.444	0- 1	.000	6- 6	1.000	2- 4	6	1.5	5-0	12	4	0	2	14	3.5
Jorgenson, Travis	3-0	30-10.0	2- 5	.400	0- 3	.000	0- 1	.000	0- 2	2	0.7	0-0	5	1	0	0	4	1.3
Heyward, Corey	1-0	1-1.0	0- 1	.000	0- 0	.000	0- 0	.000	0- 0	0	0.0	0-0	0	0	0	1	0	0.0
TEAM.....									12- 6	18	4.5			4				
Total.....	4		98- 231	.424	22- 61	.361	57- 78	.731	62- 102	164	41.0	72-1	43	56	7	12	275	68.8
Opponents.....	4		112- 230	.487	31- 84	.369	44- 68	.647	32- 75	107	26.8	79-3	52	37	16	22	299	74.8

2015-16 RESULTS/INDIVIDUAL PTS-REB-AST

Date	Opponent	W/L	Score	Att.	Mitchll	Jacksn	Smith	G-Hunt	Heywrd	Jorgnsn	Heath	Stephns	Jacobs	White	Rowland	Lammrs
N13	CORNELL	W	116-81	6,459	21-11-1	11-1-2	13-3-5	17-4-2	0-0-0	5-0-5	4-2-7	13-7-4	12-5-1	14-11-1	0-0-0	6-2-2
N16	TENNESSEE	W	69-67	5,467	12-12-0	4-2-1	9-0-2	17-7-2	DNP	0-1-2	0-2-5	0-2-1	23-9-1	2-7-1	DNP	2-2-0
N19	GREEN BAY	W	107-77	4,252	15-12-0	6-0-1	14-2-5	13-1-5	2-1-0	5-1-3	13-0-3	14-8-2	12-8-3	5-5-0	0-0-0	8-9-1
N22	EAST TENNESSEE STATE	L	68-69	4,665	10-11-0	5-0-1	10-5-2	20-1-1	DNP	0-3-3	0-2-4	5-1-1	13-4-0	1-4-0	DNP	4-3-0
N26	n1 Arkansas	W	83-73	1,283	18-18-3	0-0-0	19-3-0	19-6-2	DNP	2-1-4	4-3-5	2-3-0	7-1-0	2-1-0	DNP	10-8-1
N27	n1 Villanova	L	52-69	4,156	16-11-0	7-1-0	3-2-0	6-2-2	DNP	2-1-1	6-2-4	6-0-0	2-7-0	4-3-0	DNP	0-2-0
D1	WOFFORD	W	77-61	4,389	10-15-0	7-2-2	16-1-1	6-5-1	0-0-0	8-0-1	4-1-4	12-2-2	4-4-0	5-6-1	0-0-0	5-2-2
D5	at Tulane	W	76-68	2,005	14-14-0	0-1-0	13-5-2	19-2-1	DNP	5-0-2	0-1-1	8-2-0	13-9-0	2-0-0	DNP	2-1-0
D15	VCU	W	77-64	5,219	12-11-0	6-3-4	9-4-2	20-1-2	DNP	DNP	12-2-1	6-2-2	6-6-0	6-8-0	DNP	0-2-0
D19	at Georgia	L	61-75	8,011	0-4-0	14-1-1	11-0-2	11-3-0	DNP	0-1-2	4-1-3	3-1-1	10-6-1	4-8-0	DNP	4-5-0
D21	SOUTHEASTERN LOUISIANA	W	75-62	4,563	14-15-1	1-1-2	16-0-0	14-2-1	DNP	3-1-2	2-1-9	0-1-3	9-4-0	12-13-0	DNP	4-4-1
D23	COLGATE	W	76-60	4,638	18-7-0	2-0-2	20-2-1	7-2-2	0-0-0	7-3-6	2-2-4	5-6-0	7-6-0	4-2-1	0-0-0	4-3-0
D29	DUQUESNE	W	73-67	5,417	7-10-2	4-2-1	17-2-1	20-6-4	DNP	3-0-2	3-1-5	0-4-1	14-9-0	0-3-0	DNP	5-6-1
J2	at North Carolina	L	78-86	17,392	14-6-0	0-0-1	20-3-1	25-6-2	0-0-0	0-1-5	2-0-6	2-1-0	6-1-0	2-4-0	DNP	5-6-1
J6	at Pittsburgh	L	84-89	10,249	20-17-1	7-2-2	30-1-0	14-4-6	DNP	3-1-2	0-1-1	0-0-0	8-6-0	0-3-0	DNP	2-3-2
J9	VIRGINIA	W	68-64	8,073	6-6-2	0-3-0	16-6-2	5-1-4	DNP	DNP	1-0-3	16-5-1	16-6-0	6-9-0	DNP	2-3-0
J13	at Notre Dame	L	64-72	7,795	7-13-0	7-1-0	15-2-2	18-3-3	DNP	0-0-0	2-3-5	2-5-0	10-4-0	1-2-1	DNP	2-7-0
J16	VIRGINIA TECH	L	77-78	6,470	6-5-3	7-2-1	5-1-3	27-4-2	DNP	2-3-4	3-0-2	4-3-1	15-7-0	2-5-0	DNP	6-6-0
J23	LOUISVILLE	L	71-75	7,829	2-10-1	6-2-0	12-2-2	23-5-2	DNP	2-2-1	6-0-2	4-3-1	16-10-0	0-1-0	DNP	0-4-0
J27	at NC State	W	90-83	15,945	11-10-1	2-1-2	20-3-2	26-3-3	DNP	DNP	4-3-2	0-3-2	20-7-1	6-3-2	DNP	1-4-0
J30	at Syracuse	L	57-60	25,235	5-7-0	1-1-3	13-2-4	6-3-4	DNP	DNP	1-1-1	3-6-0	14-7-0	4-4-1	DNP	10-7-1
F2	DUKE	L	71-80	8,600	2-6-0	15-0-0	17-6-1	10-2-7	DNP	2-1-3	0-0-3	2-3-1	17-8-0	4-7-1	DNP	2-3-0
F7	MIAMI	L	68-75	5,569	8-2-0	13-2-2	14-4-5	19-2-1	DNP	0-2-2	4-1-2	0-1-1	8-4-0	0-1-0	DNP	2-6-0
F10	WAKE FOREST	W	71-66	5,089	14-15-0	2-2-1	3-3-1	30-2-4	DNP	0-0-2	0-1-1	2-4-3	11-3-0	5-2-1	DNP	4-2-1
F13	at Clemson	L	52-66	12,232	11-19-0	4-0-1	12-1-2	10-3-3	DNP	0-1-0	0-4-0	9-6-0	4-0-0	2-1-0	DNP	0-1-0
F17	at Florida State	W	86-80	6,217	4-3-0	0-1-4	25-3-3	27-2-4	DNP	1-0-2	DNP	11-7-0	6-3-0	6-6-2	DNP	6-6-1
F20	NOTRE DAME	W	63-62	8,600	14-6-0	3-1-2	9-2-0	19-3-7	DNP	0-0-0	0-0-1	3-7-0	9-12-1	0-2-0	DNP	6-3-1
F23	CLEMSON	W	75-73	5,531	4-5-2	3-2-1	20-1-2	25-5-4	DNP	2-0-1	0-0-1	11-7-0	6-4-0	0-0-0	DNP	4-7-0
F27	at Boston College	W	76-71	4,148	2-3-1	1-1-2	18-0-4	23-5-3	DNP	DNP	2-0-0	9-1-1	12-4-0	8-6-1	DNP	1-3-1
M1	at Louisville	L	53-56	22,043	15-12-0	2-1-0	12-2-2	9-3-3	DNP	0-1-2	DNP	7-8-2	6-5-0	2-4-0	DNP	0-3-0
M5	PITTSBURGH	W	63-59	7,042	6-11-1	2-1-1	23-1-0	10-4-7	DNP	DNP	0-0-0	0-3-1	19-12-0	1-3-0	DNP	2-4-0
M9	n2 Clemson	Wot	88-85	18,561	6-10-1	0-1-0	23-1-0	28-6-6	DNP	DNP	4-1-1	5-7-3	12-6-1	8-8-1	DNP	2-3-0
M10	n2 Virginia	L	52-72	20,719	4-6-0	11-0-2	16-3-1	7-2-3	0-0-0	0-0-0	0-0-2	2-5-0	4-3-0	2-6-0	DNP	6-3-0
M16	HOUSTON	W	81-62	2,932	12-7-0	6-2-2	20-3-4	19-4-5	3-0-0	0-0-1	0-1-1	2-3-3	8-5-0	2-6-2	0-0-0	9-5-1
M21	at South Carolina	W	83-66	2,856	12-7-1	4-2-0	21-3-3	14-2-8	0-0-0	0-0-0	5-1-4	11-4-1	10-10-0	4-3-0	0-0-0	2-6-0
M22	at San Diego State	L	56-72	12,414	12-12-0	6-0-0	6-0-2	18-6-3	DNP	DNP	3-0-2	0-4-1	8-3-0	0-2-0	DNP	3-1-0

n1 - Barclays Center, Brooklyn, N.Y. (NIT Tip-Off), n2 - Verizon Center, Washington, D.C. (ACC Tournament)

Starting Lineups

Game		F	F	C	G	G
N13	CORNELL	Jacobs	Mitchell	Heath	Smith	Georges-Hunt
N16	TENNESSEE	Jacobs	Mitchell	Heath	Smith	Georges-Hunt
N19	GREEN BAY	Jacobs	Mitchell	Heath	Smith	Georges-Hunt
N22	EAST TENNESSEE STATE	Jacobs	Mitchell	Heath	Smith	Georges-Hunt
N26	vs. Arkansas	Jacobs	Mitchell	Heath	Smith	Georges-Hunt
N27	vs. Villanova	Jacobs	Mitchell	Heath	Smith	Georges-Hunt
D1	WOFFORD	Jacobs	Mitchell	Heath	Smith	Georges-Hunt
D5	at Tulane	Jacobs	Mitchell	Heath	Smith	Georges-Hunt
D15	VCU	Jacobs	Mitchell	Heath	Smith	Georges-Hunt
D19	at Georgia	Jacobs	Mitchell	Heath	Smith	Georges-Hunt
D21	SE LOUISIANA	White	Mitchell	Heath	Smith	Georges-Hunt
D23	COLGATE	White	Mitchell	Heath	Smith	Georges-Hunt
D29	DUQUESNE	Jacobs	Mitchell	Heath	Smith	Georges-Hunt
J2	at North Carolina	Jacobs	Mitchell	Heath	Smith	Georges-Hunt
J6	at Pittsburgh	Jacobs	Mitchell	Heath	Smith	Georges-Hunt
J9	VIRGINIA	White	Mitchell	Stephens	Smith	Georges-Hunt
J13	at Notre Dame	White	Mitchell	Stephens	Smith	Georges-Hunt
J16	VIRGINIA TECH	White	Mitchell	Stephens	Smith	Georges-Hunt
J23	LOUISVILLE	White	Mitchell	Jorgenson	Smith	Georges-Hunt
J27	at NC State	White	Jacobs	Heath	Smith	Georges-Hunt
J30	at Syracuse	White	Jacobs	Heath	Smith	Georges-Hunt
F2	DUKE	White	Jacobs	Heath	Smith	Georges-Hunt
F7	MIAMI	Jacobs	Mitchell	Heath	Smith	Georges-Hunt
F10	WAKE FOREST	White	Mitchell	Heath	Jackson	Georges-Hunt
F13	at Clemson	White	Mitchell	Heath	Smith	Georges-Hunt
F17	at Florida State	Jacobs	Mitchell	Stephens	Smith	Georges-Hunt
F20	NOTRE DAME	Jacobs	Mitchell	Stephens	Smith	Georges-Hunt
F23	CLEMSON	Jacobs	Mitchell	Stephens	Smith	Georges-Hunt
F27	at Boston College	Jacobs	Mitchell	Stephens	Smith	Georges-Hunt
M1	at Louisville	Jacobs	Mitchell	Stephens	Smith	Georges-Hunt
M5	PITTSBURGH	Jacobs	Mitchell	Stephens	Smith	Georges-Hunt
M9	vs. Clemson	Jacobs	Mitchell	Stephens	Smith	Georges-Hunt
M10	vs. Virginia	Jacobs	Mitchell	Stephens	Smith	Georges-Hunt
M16	HOUSTON	Jacobs	Mitchell	Stephens	Smith	Georges-Hunt
M21	at South Carolina	Jacobs	Mitchell	Stephens	Smith	Georges-Hunt
M23	at San Diego State	Jacobs	Mitchell	Stephens	Smith	Georges-Hunt

Specialty Stats (GT/Opp)

Game	Paint	Off TO	2ndCh	FBreak	Bench
N13	CORNELL	64/28	17/8	29/7	49/31
N16	TENNESSEE	36/44	12/17	14/16	16/14
N19	GREEN BAY	38/40	20/17	21/12	15/22
N22	EAST TENNESSEE STATE	22/36	7/11	6/14	13/10
N26	vs. Arkansas	38/30	18/16	26/5	7/2
N27	vs. Villanova	30/28	8/14	11/5	4/4
D1	WOFFORD	26/30	13/7	15/6	4/6
D5	at Tulane	34/32	20/12	15/13	2/4
D15	VCU	32/26	17/19	14/16	8/16
D19	at Georgia	18/32	12/22	12/12	2/9
D21	SE LOUISIANA	28/34	9/6	19/6	15/13
D23	COLGATE	36/30	15/8	16/7	13/7
D29	DUQUESNE	24/34	12/9	7/13	9/23
J2	at North Carolina	28/46	14/9	8/13	4/10
J6	at Pittsburgh	30/36	5/9	20/17	9/7
J9	VIRGINIA	18/34	8/10	15/7	8/13
J13	at Notre Dame	32/38	8/4	16/16	0/4
J16	VIRGINIA TECH	52/38	20/14	11/3	28/14
J23	LOUISVILLE	30/32	10/8	15/10	14/17
J27	at NC State	36/30	10/10	15/11	11/0
J30	at Syracuse	28/30	7/16	13/11	0/2
F2	DUKE	46/30	11/4	7/12	14/17
F7	MIAMI	26/36	7/18	15/3	10/6
F10	WAKE FOREST	48/36	22/17	9/4	10/13
F13	at Clemson	20/40	6/17	10/21	2/4
F17	at Florida State	24/40	5/21	10/13	4/9
F20	NOTRE DAME	40/32	14/9	20/17	6/0
F23	CLEMSON	18/28	9/11	4/3	5/7
F27	at Boston College	22/24	13/15	8/13	2/2
M1	at Louisville	22/36	5/15	12/13	0/2
M5	PITTSBURGH	22/38	10/16	13/10	7/6
M9	vs. Clemson	34/34	8/11	21/14	0/5
M10	vs. Virginia	22/30	5/22	5/10	4/2
M16	HOUSTON	34/22	13/11	7/16	11/10
M21	at South Carolina	32/26	14/15	10/4	5/7
M23	at San Diego State	28/40	6/6	5/17	4/4

2015-16 GAME-BY-GAME TEAM TOTALS

Georgia Tech Statistics

Opponent	Date	Score	W/L	FG- FGA	Pct	3FG- FGA	Pct	FT- FTA	Pct	Off- Def	Tot	Avg	PF	A	TO	Blk	Stl	Pts	Avg
CORNELL	11/13/15	116-81	W	47- 78	.603	8- 23	.348	14- 23	.609	20- 28	48	48.0	19	30	6	2	8	116	116.0
TENNESSEE	11/16/15	69-67	W	28- 71	.394	2- 19	.105	11- 18	.611	19- 28	47	47.5	19	15	14	12	10	69	92.5
GREEN BAY	11/19/15	107-77	W	42- 75	.560	11- 24	.458	12- 18	.667	15- 36	51	48.7	20	23	12	9	4	107	97.3
EAST TENNESSEE ST	11/22/15	68-69	L	22- 54	.407	5- 17	.294	19- 22	.864	12- 23	35	45.2	14	12	9	3	4	68	90.0
vs Arkansas	11/26/15	83-73	W	28- 60	.467	8- 16	.500	19- 27	.704	18- 32	50	46.2	20	15	16	2	5	83	88.6
vs Villanova	11/27/15	52-69	L	20- 56	.357	2- 14	.143	10- 15	.667	16- 23	39	45.0	16	7	14	1	2	52	82.5
WOFFORD	12/1/15	77-61	W	24- 53	.453	8- 18	.444	21- 29	.724	14- 26	40	44.3	16	14	8	5	3	77	81.7
at Tulane	12/5/15	76-68	W	30- 69	.435	6- 17	.353	10- 14	.714	15- 23	38	43.5	19	6	10	3	9	76	81.0
VCU	12/15/15	77-64	W	24- 56	.429	5- 12	.417	24- 26	.923	12- 29	41	43.2	14	11	15	3	5	77	80.6
at Georgia	12/19/15	61-75	L	20- 51	.392	7- 20	.350	14- 17	.824	11- 23	34	42.3	28	10	12	4	4	61	78.6
SE LOUISIANA	12/21/15	75-62	W	27- 62	.435	9- 22	.409	12- 20	.600	15- 28	43	42.4	12	19	8	2	4	75	78.3
COLGATE	12/23/15	76-60	W	33- 59	.559	5- 13	.385	5- 11	.455	12- 22	34	41.7	16	16	7	5	4	76	78.1
DUQUESNE	12/29/15	73-67	W	24- 59	.407	8- 18	.444	17- 25	.680	7- 37	44	41.8	15	17	7	7	4	73	77.7
at North Carolina	01/02/16	78-86	L	27- 64	.422	7- 15	.467	15- 19	.789	8- 21	29	40.9	25	16	9	4	8	78	77.7
at Pittsburgh	1/6/16	84-89	L	33- 68	.485	10- 20	.500	8- 15	.533	14- 24	38	40.7	22	14	10	4	2	84	78.1
VIRGINIA	1/9/16	68-64	W	24- 55	.436	8- 15	.533	12- 18	.667	11- 30	41	40.8	17	12	9	4	3	68	77.5
at Notre Dame	1/13/16	64-72	L	24- 72	.333	5- 19	.263	11- 17	.647	18- 25	43	40.9	21	11	5	3	2	64	76.7
VIRGINIA TECH	1/16/16	77-78	L	32- 66	.485	4- 15	.267	9- 16	.563	10- 28	38	40.7	25	16	13	10	3	77	76.7
LOUISVILLE	1/23/16	71-75	L	24- 57	.421	4- 13	.308	19- 23	.826	14- 27	41	40.7	21	9	11	4	4	71	76.4
at NC State	1/27/16	90-83	W	28- 66	.424	5- 14	.357	29- 34	.853	15- 28	43	40.8	20	15	9	5	7	90	77.1
at Syracuse	1/30/16	57-60	L	21- 56	.375	5- 18	.278	10- 16	.625	14- 26	40	40.8	19	14	12	2	6	57	76.1
DUKE	2/2/16	71-80	L	31- 73	.425	2- 19	.105	7- 11	.636	14- 24	38	40.7	16	16	6	2	4	71	75.9
MIAMI	2/7/16	68-75	L	26- 52	.500	7- 14	.500	9- 16	.563	10- 21	31	40.3	20	13	14	3	3	68	75.6
WAKE FOREST	2/10/16	71-66	W	28- 62	.452	2- 10	.200	13- 20	.650	13- 25	38	40.2	15	14	12	5	7	71	75.4
at Clemson	2/13/16	52-66	L	19- 55	.345	1- 11	.091	13- 16	.813	14- 25	39	40.1	22	6	13	2	3	52	74.4
at Florida State	2/17/16	86-80	W	28- 52	.538	9- 21	.429	21- 30	.700	12- 20	32	39.8	20	16	14	4	1	86	74.9
NOTRE DAME	2/20/16	63-62	W	25- 60	.417	4- 15	.267	9- 15	.600	14- 23	37	39.7	13	12	7	3	3	63	74.4
CLEMSON	2/23/16	75-73	W	26- 48	.542	9- 20	.450	14- 15	.933	6- 25	31	39.4	11	11	13	6	5	75	74.5
at Boston College	2/27/16	76-71	W	22- 40	.550	5- 11	.455	27- 33	.818	7- 20	27	39.0	14	13	17	7	9	76	74.5
at Louisville	3/1/16	53-56	L	22- 60	.367	4- 20	.200	5- 7	.714	17- 25	42	39.1	15	9	17	4	5	53	73.8
PITTSBURGH	3/5/16	63-59	W	22- 56	.393	5- 15	.333	14- 19	.737	12- 29	41	39.1	14	10	12	5	4	63	73.5
vs Clemson	3/9/16	88-85	Wot	30- 66	.455	6- 18	.333	22- 29	.759	19- 27	46	39.3	22	13	12	2	2	88	73.9
vs Virginia	3/10/16	52-72	L	20- 49	.408	6- 13	.462	6- 7	.857	9- 20	29	39.0	14	8	14	2	3	52	73.2
HOUSTON	3/16/16	81-62	W	32- 61	.525	8- 16	.500	9- 11	.818	13- 26	39	39.0	11	19	11	4	2	81	73.5
at South Carolina	3/21/16	83-66	W	30- 59	.508	11- 22	.500	12- 15	.800	12- 27	39	39.0	21	17	12	3	3	83	73.7
at San Diego State	3/23/16	56-72	L	22- 50	.440	2- 10	.200	10- 14	.714	7- 23	30	38.8	17	8	13	5	3	56	73.2

Opponent Statistics

Opponent	Date	Score	W/L	FG- FGA	Pct	3FG- FGA	Pct	FT- FTA	Pct	Off- Def	Tot	Avg	PF	A	TO	Blk	Stl	Pts	Avg
CORNELL	11/13/15	116-81	W	28- 60	.467	13- 31	.419	12- 19	.632	8- 16	24	24.0	21	14	13	0	2	81	81.0
TENNESSEE	11/16/15	69-67	W	27- 77	.351	4- 15	.267	9- 17	.529	24- 29	53	38.5	16	9	16	4	6	67	74.0
GREEN BAY	11/19/15	107-77	W	29- 71	.408	6- 19	.316	13- 21	.619	10- 21	31	36.0	16	14	10	2	7	77	75.0
EAST TENNESSEE ST	11/22/15	68-69	L	27- 57	.474	6- 17	.353	9- 10	.900	7- 21	28	34.0	23	8	7	1	6	69	73.5
vs Arkansas	11/26/15	83-73	W	26- 60	.433	6- 14	.429	15- 23	.652	9- 17	26	32.4	23	14	12	5	6	73	73.4
vs Villanova	11/27/15	52-69	L	27- 51	.529	8- 27	.296	7- 11	.636	5- 23	28	31.7	18	9	10	3	5	69	72.7
WOFFORD	12/1/15	77-61	W	23- 55	.418	3- 17	.176	12- 12	1.000	5- 17	22	30.3	26	13	8	2	4	61	71.0
at Tulane	12/5/15	76-68	W	26- 58	.448	7- 21	.333	9- 17	.529	11- 26	37	31.1	17	10	16	3	1	68	70.6
VCU	12/15/15	77-64	W	23- 71	.324	6- 27	.222	12- 12	1.000	15- 21	36	31.7	22	10	13	3	6	64	69.9
at Georgia	12/19/15	61-75	L	24- 50	.480	6- 15	.400	21- 32	.656	13- 22	35	32.0	19	15	11	5	4	75	70.4
SE LOUISIANA	12/21/15	75-62	W	25- 55	.455	4- 16	.250	8- 13	.615	6- 23	29	31.7	16	12	10	3	2	62	69.6
COLGATE	12/23/15	76-60	W	23- 47	.489	6- 16	.375	8- 15	.533	5- 16	21	30.8	10	10	9	2	3	60	68.8
DUQUESNE	12/29/15	73-67	W	27- 69	.391	9- 28	.321	4- 10	.400	10- 29	39	31.5	19	14	8	1	2	67	68.7
at North Carolina	01/02/16	78-86	L	30- 59	.508	2- 12	.167	24- 29	.828	9- 30	39	32.0	18	13	11	4	2	86	69.9
at Pittsburgh	1/6/16	84-89	L	29- 59	.492	6- 13	.462	25- 30	.833	9- 25	34	32.1	20	15	4	3	4	89	71.2
VIRGINIA	1/9/16	68-64	W	23- 57	.404	4- 18	.222	14- 22	.636	8- 21	29	31.9	19	11	7	2	4	64	70.8
at Notre Dame	1/13/16	64-72	L	21- 54	.389	2- 15	.133	28- 32	.875	10- 33	43	32.6	16	11	6	3	3	72	70.8
VIRGINIA TECH	1/16/16	77-78	L	23- 51	.451	4- 12	.333	28- 36	.778	5- 26	31	32.5	19	12	14	5	5	78	71.2
LOUISVILLE	1/23/16	71-75	L	27- 61	.443	6- 18	.333	15- 25	.600	14- 19	33	32.5	17	13	6	2	5	75	71.4
at NC State	1/27/16	90-83	W	29- 64	.453	6- 14	.429	19- 24	.792	10- 25	35	32.7	24	11	10	4	4	83	72.0
at Syracuse	1/30/16	57-60	L	21- 50	.420	6- 18	.333	12- 21	.571	10- 25	35	32.8	14	15	12	4	5	60	71.4
DUKE	2/2/16	71-80	L	28- 58	.483	11- 23	.478	13- 18	.722	9- 30	39	33.0	17	16	10	4	3	80	71.8
MIAMI	2/7/16	68-75	L	28- 57	.491	4- 12	.333	15- 21	.714	10- 20	30	32.9	15	14	6	2	4	75	72.0
WAKE FOREST	2/10/16	71-66	W	25- 56	.446	3- 17	.176	13- 17	.765	9- 25	34	33.0	19	15	16	3	7	66	71.7
at Clemson	2/13/16	52-66	L	24- 60	.400	2- 13	.154	16- 21	.762	15- 22	37	33.1	17	3	6	1	10	66	71.5
at Florida State	2/17/16	86-80	W	27- 55	.491	4- 13	.308	22- 27	.815	8- 17	25	32.8	25	13	9	1	6	80	71.8
NOTRE DAME	2/20/16	63-62	W	24- 54	.444	6- 18	.333	8- 13	.615	11- 21	32	32.8	12	10	10	1	3	62	71.4
CLEMSON	2/23/16	75-73	W	29- 62	.468	12- 26	.462	3- 5	.600	7- 16	23	32.4	17	20	8	3	7	73	71.5
at Boston College	2/27/16	76-71	W	28- 57	.491	10- 21	.476	5- 7	.714	10- 13	23	32.1	21	19	15	2	2	71	71.5
at Louisville	3/1/16	53-56	L	21- 58	.362	2- 17	.118	12- 14	.857	14- 21	35	32.2	12	8	11	4	8	56	71.0
PITTSBURGH	3/5/16	63-59	W	24- 61	.393	0- 11	.000	11- 13	.846	9- 24	33	32.2	17	6	10	0	7	59	70.6
vs Clemson	3/9/16	88-85	Wot	31- 67	.463	10- 29	.345	13- 19	.684	11- 17	28	32.1	25	12	8	5	5	85	71.0
vs Virginia	3/10/16	52-72	L	28- 52	.538	7- 14	.500	9- 15	.600	7- 18	25	31.9	13	17	7	3	6	72	71.1

2015-16 GAME SUMMARIES

GAME 1

Georgia Tech 116, Cornell 81

Nov. 13, 2015 • McCamish Pavilion

Charles Mitchell scored a career-high 21 points and grabbed 11 rebounds, and the Yellow Jackets used a 32-3 run in the second half to beat visiting Cornell 116-81 in the season opener for both teams.

Georgia Tech led by just two, 66-64, with 16:26 remaining after Cornell scored its 12th 3-point field goal of the game, just prior to the Yellow Jackets' run.

Seven Georgia Tech players scored in double figures. Marcus Georges-Hunt chipped in 17 points for the Yellow Jackets, who shot 60.3 percent and outrebounded Cornell 48-24.

Cornell connected on 13 three-point field goals, but managed only 2 of 11 after making 11 of its first 22 attempts. Matt Morgan scored 20 points and Robert Hatter 19 points for the Big Red.

Georgia Tech led by as many as 17 points in the first half before Cornell went on a 16-7 run the final 3:13 of the first half to pull within 57-49 at the break. The pesky Big Red came out of the locker room to hit back-to-back 3-point field goals to pull within 57-55. But Mitchell put in a layup and junior Quinton Stephens scored seven points over a 90-second stretch to ignite the Yellow Jackets' rally.

CORNELL (0-1)

Player	FG-A	3P-A	FT-A	Reb	PF	Pts	A	TO	Bk	S	MIN
Onuorah, David	4-5	0-0	0-3	3	4	8	0	0	0	0	20
Abdur-Ra'uf, Jordan	1-4	1-3	0-0	4	1	3	3	1	0	2	19
Smith, Darryl	0-0	0-0	0-0	0	0	0	1	0	0	0	9
Hatter, Robert	6-11	0-2	7-10	3	1	19	5	4	0	0	25
Morgan, Matt	6-17	4-11	4-4	4	3	20	1	0	0	0	29
Whiteside, Troy	2-3	0-0	0-0	0	0	4	0	1	0	0	14
Gettings, Stone	5-9	4-6	0-0	4	3	14	0	1	0	0	15
Bathurst, Wil	0-3	0-1	0-0	2	2	0	0	0	0	0	15
Brown, Kyle	1-1	1-1	0-0	0	0	3	0	1	0	0	2
Mischler, Robert	0-0	0-0	0-0	0	0	0	1	1	0	0	3
Davis, Joel	0-0	0-0	0-0	2	3	0	1	3	0	0	11
Smith, Pat	0-3	0-3	1-2	0	1	1	1	0	0	0	13
Fallas, JoJo	3-4	3-4	0-0	0	3	9	1	1	0	0	21
Bayless, Joseph	0-0	0-0	0-0	0	0	0	0	0	0	0	2
Gordon, Jack	0-0	0-0	0-0	0	0	0	0	0	0	0	2
Totals	28-60	13-31	12-19	24	21	81	14	13	0	2	200
FG%	1st Half: 16-31 51.6%		2nd Half: 12-29 41.4%		Game: 46.7%						
3FG%	1st Half: 8-18 44.4%		2nd Half: 5-13 38.5%		Game: 41.9%						
FT%	1st Half: 9-10 90.0%		2nd Half: 3-9 33.3%		Game: 63.2%						

GEORGIA TECH (1-0)

Player	FG-A	3P-A	FT-A	Reb	PF	Pts	A	TO	Bk	S	MIN
Mitchell, Charles	10-11	0-0	1-2	11	0	21	1	1	1	1	21
Jacobs, Nick	6-9	0-0	0-0	5	3	12	1	0	0	1	18
Smith, Adam	4-11	3-6	2-4	3	1	13	5	0	0	0	26
Georges-Hunt, M	5-11	0-4	7-7	4	1	17	2	0	1	0	27
Heath, Josh	2-4	0-0	0-0	2	3	4	7	3	0	4	18
Jackson, Tadic	4-6	2-3	1-5	1	3	11	2	0	0	0	12
Heyward, Corey	0-0	0-0	0-0	0	0	0	0	0	0	0	5
Jorgenson, Travis	2-6	1-4	0-0	0	3	5	5	0	0	2	16
Stephens, Quinton	5-10	2-6	1-2	7	0	13	4	1	0	0	22
White, James	6-7	0-0	2-3	11	3	14	1	1	0	0	16
Rowland, Rand	0-0	0-0	0-0	0	0	0	0	0	0	0	2
Lammers, Ben	3-3	0-0	0-0	2	2	6	2	0	0	0	17
Totals	47-78	8-23	14-23	48	19	116	30	6	2	8	200
FG%	1st Half: 23-41 56.1%		2nd Half: 24-37 64.9%		Game: 60.3%						
3FG%	1st Half: 4-12 33.3%		2nd Half: 4-11 36.4%		Game: 34.8%						
FT%	1st Half: 7-10 70.0%		2nd Half: 7-13 53.8%		Game: 60.9%						

Score by Periods	1st	2nd	Total
Cornell	49	32	81
Georgia Tech	57	59	116

Officials: Bryan Kersey, Tim Kelly, Ron Tyburski
Attendance: 6459
Points in the paint-COR 28,GT 64. Points off turnovers-COR 8,GT 17.
2nd chance points-COR 7,GT 29. Fast break points-COR 16,GT 29.
Bench points-COR 31,GT 49. Score tied-0 times. Lead changed-0 times.
Last FG-COR 2nd-01:38, GT 2nd-00:24.
Largest lead-COR None, GT by 35 2nd-00:24.
COR led for 00:00. GT led for 39:34. Game was tied for 00:05.

GAME 2

Georgia Tech 69, Tennessee 67

Nov. 16, 2015 • McCamish Pavilion

Nick Jacobs matched his career high with 23 points and Georgia Tech rallied after trailing by nine points early in the second half to beat Tennessee 69-67.

Jacobs also had nine rebounds as Georgia Tech (2-0) overcame abysmal outside shooting. The Yellow Jackets made only 2 of 19 3-pointers.

With Georgia Tech leading 69-67, Tennessee's Kevin Punter missed two free throws with 1:19 remaining.

Following a missed long 3-pointer by Yellow Jackets guard Adam Smith, the Vols grabbed the rebound and called timeout with 6 seconds remaining. Devon Baukman missed a last-second fallaway 3-pointer.

First-year coach Rick Barnes wanted Armani Moore, who led Tennessee (1-1) with 17 points, to drive to the basket.

Moore said he "did what my instincts told me" in making the pass. Georgia Tech's defense forced Baukman to attempt a difficult shot.

Moore scored 17 and Robert Hubbs III had 13 for the Vols.

Jacobs' career high at Alabama was 23 points against Drexel on Nov. 29, 2013.

The Vols opened the second half with a 15-4 run for a 53-44 lead. Tennessee's continued strong work on the offensive boards set up second-chance points that were a key to the run.

Following a Georgia Tech timeout, Jacobs scored to launch a 14-2 run that gave the Yellow Jackets a 58-55 lead. The Vols went more than 4 minutes without scoring before Jabari McGhee's basket ended the drought.

TENNESSEE (1-1)

Player	FG-A	3P-A	FT-A	Reb	PF	Pts	A	TO	Bk	S	MIN
Moore, Armani	5-20	1-1	6-8	6	3	17	1	6	4	4	32
Reese, Derek	1-2	0-0	0-0	10	2	2	1	1	0	1	24
Punter, Kevin	4-11	0-0	1-4	4	2	9	2	4	0	0	30
Hubbs III, Robert	6-16	0-2	1-1	5	3	13	3	1	0	0	36
Baukman, Devon	3-13	1-8	0-0	4	1	7	2	1	0	0	28
Kasongo, Ray	0-1	0-0	0-2	2	0	0	0	0	0	0	2
Alexander, Kyle	0-0	0-0	0-0	2	0	0	0	0	0	0	5
Mostella, Derrick	3-6	2-4	1-2	6	1	9	0	3	0	0	23
McGhee, Jabari	5-8	0-0	0-0	4	4	10	0	0	0	1	20
Totals	27-77	4-15	9-17	53	16	67	9	16	4	6	200
FG%	1st Half: 16-42 38.1%		2nd Half: 11-35 31.4%		Game: 35.1%						
3FG%	1st Half: 2-7 28.6%		2nd Half: 2-8 25.0%		Game: 26.7%						
FT%	1st Half: 4-7 57.1%		2nd Half: 5-10 50.0%		Game: 52.9%						

GEORGIA TECH (2-0)

Player	FG-A	3P-A	FT-A	Reb	PF	Pts	A	TO	Bk	S	MIN
Mitchell, Charles	5-8	0-0	2-3	12	4	12	0	5	3	4	27
Jacobs, Nick	9-15	0-0	5-6	9	2	23	1	1	1	0	31
Smith, Adam	4-11	1-8	0-0	0	4	9	2	1	0	1	24
Georges-Hunt, M	6-15	1-4	4-6	7	1	17	2	1	1	2	30
Heath, Josh	0-1	0-1	0-0	2	2	0	5	1	1	1	24
Jackson, Tadic	2-9	0-3	0-0	2	0	4	1	1	0	0	15
Jorgenson, Travis	0-3	0-2	0-2	1	1	0	2	2	0	1	16
Stephens, Quinton	0-1	0-1	0-0	2	1	0	1	0	0	0	11
White, James	1-7	0-0	0-1	7	3	2	1	2	4	1	16
Lammers, Ben	1-1	0-0	0-0	2	1	2	0	0	2	0	6
Totals	28-71	2-19	11-18	47	19	69	15	14	12	10	200
FG%	1st Half: 16-36 44.4%		2nd Half: 12-35 34.3%		Game: 39.4%						
3FG%	1st Half: 1-10 10.0%		2nd Half: 1-9 11.1%		Game: 10.5%						
FT%	1st Half: 7-8 87.5%		2nd Half: 4-10 40.0%		Game: 61.1%						

Score by Periods	1st	2nd	Total
Tennessee	38	29	67
Georgia Tech	40	29	69

Officials: Tim Clougherty, Joe Lindsey, Jamie Luckie
Attendance: 5467
Points in the paint-UT 44,GT 36. Points off turnovers-UT 17,GT 12.
2nd chance points-UT 16,GT 14. Fast break points-UT 14,GT 16.
Bench points-UT 19,GT 8. Score tied-7 times. Lead changed-7 times.
Last FG-UT 2nd-01:52, GT 2nd-02:23.
Largest lead-UT by 9 2nd-14:31, GT by 7 2nd-06:47.
UT led for 07:10. GT led for 28:45. Game was tied for 03:38.

GAME 3

Georgia Tech 107, Green Bay 77

Nov. 19, 2015 • McCamish Pavilion

Charles Mitchell scored 15 points, Adam Smith and Quinton Stephens each added 14 points and Georgia Tech beat Wisconsin-Green Bay 107-77.

Marcus Georges-Hunt and Josh Heath each finished with 13 points for the Yellow Jackets (3-0), who never trailed and led by double digits from the early minutes of the first half.

Charles Cooper scored 9 of his 14 points in the early minutes of the second half for Green Bay (0-3). Jordan Fouse finished with 9 points.

Carrington Love, who began the game averaging 27 points, finished with 7 points after going just 3 for 12 from the field.

The Phoenix had a rough first week. They lost in overtime last Friday at Stanford and lost 103-90 on Tuesday at East Tennessee State in a game that started at 6 a.m. to accommodate television.

Georgia Tech took its biggest first-half lead at 31 on James White's 3-point play. The Jackets hit 72 percent of their 32 attempts in the first half.

Nick Jacobs finished with 12 points as each of the Jackets' starters scored in double figures.

The Jackets are averaging 22.6 assists and 10.6 turnovers through their first three games.

GREEN BAY (0-3)

Player	FG-A	3P-A	FT-A	Reb	PF	Pts	A	TO	Bk	S	MIN
Fouse, Jordan	3-7	1-3	2-4	3	2	9	2	1	0	3	22
Lowe, Kenneth	3-5	0-0	1-1	1	1	7	2	2	2	0	24
Botz, Turner	0-6	0-2	0-0	0	3	0	1	0	0	0	18
Love, Carrington	3-12	1-5	0-0	2	1	7	5	1	0	2	23
Cooper, Charles	6-10	0-1	2-2	3	3	14	0	2	0	0	18
Kanter, Kerem	3-5	0-1	0-1	3	1	6	0	0	0	0	13
Small, Khalil	1-7	0-2	4-4	2	2	6	1	1	0	0	15
Brown, Avery	3-6	3-3	0-2	4	0	9	0	1	0	0	13
Brown, Anthony	3-6	0-0	2-4	5	1	8	1	1	0	1	20
Hurdle, Jamar	2-3	0-0	2-3	3	1	6	0	1	0	0	14
Findlay, Tevin	2-4	1-2	0-0	0	1	5	2	0	0	1	16
Uwadiae, Henry	0-0	0-0	0-0	0	0	0	0	0	0	0	4
Totals	29-71	6-19	13-21	31	16	77	14	10	2	7	200
FG%	1st Half: 13-38 34.2%		2nd Half: 16-33 48.5%		Game: 40.8%						
3FG%	1st Half: 2-11 18.2%		2nd Half: 4-8 50.0%		Game: 31.6%						
FT%	1st Half: 2-4 50.0%		2nd Half: 11-17 64.7%		Game: 61.9%						

GEORGIA TECH (3-0)

Player	FG-A	3P-A	FT-A	Reb	PF	Pts	A	TO	Bk
--------	------	------	------	-----	----	-----	---	----	----

2015-16 GAME SUMMARIES

GAME 4

East Tennessee State 69, Georgia Tech 68

Nov. 22, 2015 • McCamish Pavilion

Senior Ge'Lawn Guyn hit a 3-pointer with 3 seconds left to give East Tennessee State a 69-68 win over Georgia Tech.

With eight seconds left the Buccaneers inbounded the ball to Guyn, who dribbled just beyond the circle and drained his third 3-pointer of the game. Guyn finished with 24 points, 16 of them in the second half.

Guyn, a transfer from Cincinnati, tied the game earlier with a 3-point basket and had a block to set up Deuce Bello's fast-break basket that gave East Tennessee a 64-63 lead.

East Tennessee (3-1) also got 12 points apiece from T.J. Cromer and A.J. Merriweather.

Georgia Tech (3-1) was led by Marcus Georges-Hunt with 20 points and Nick Jacobs with 13 points. Charles Mitchell had 10 points and 11 rebounds for his fourth double-double of the season.

Georgia Tech led 65-64 after Mitchell made two free throws with one minute remaining and extended the lead to 67-64 on forward Marcus Georges-Hunt's slam.

The Yellow Jackets opted to foul Guyn, who made two free throws to cut the lead to 67-66. Georges-Hunt then made one of two free throws, his only miss in 10 attempts during the game, with eight seconds left, to give Georgia Tech a 68-66 lead, but allow East Tennessee a chance to win the game.

The Yellow Jackets trailed 19-12 with 8:34 left in the first half before going on a 20-4 run en route to a 32-27 halftime lead. Jacobs scored five of his 11 first-half points during that stretch, including a three-point play.

EAST TENNESSEE STATE (3-1)

Player	FG-A	3P-A	FT-A	Reb	PF	Pts	A	TO	Bk	S	MIN
Wilson, Lester	1-6	1-6	0-0	0	1	3	0	0	0	1	12
Holley, Nigel	2-2	0-0	0-0	1	5	4	0	0	0	0	15
Cromer, T.J.	5-13	2-5	0-0	0	2	12	2	1	0	0	31
Guyn, Ge'Lawn	8-15	3-4	5-6	7	0	24	1	0	1	1	32
Merriweather, A.J.	4-7	0-1	4-4	2	1	12	2	2	0	0	25
McClain, Petey	0-0	0-0	0-0	2	3	0	2	1	0	2	12
Jurkin, Peter	1-3	0-0	0-0	3	0	2	0	1	0	1	12
Banks, Isaac	3-4	0-0	0-0	3	3	6	0	0	0	0	23
Bradford, Desonta	1-2	0-1	0-0	0	0	2	0	1	0	0	9
Bello, Deuce	1-3	0-0	0-0	2	5	2	0	1	0	1	13
Luffie, Abednego	0-1	0-0	0-0	2	1	0	1	0	0	0	5
Stokes, Toriano	1-1	0-0	0-0	4	2	2	0	0	0	0	11
Totals	27-57	6-17	9-10	28	23	69	8	7	1	6	200
FG%	1st Half: 12-31 38.7%		2nd Half: 15-26 57.7%		Game: 47.4%						
3FG%	1st Half: 1-8 12.5%		2nd Half: 5-9 55.6%		Game: 35.3%						
FT%	1st Half: 2-2 100%		2nd Half: 7-8 87.5%		Game: 90.0%						

GEORGIA TECH (3-1)

Player	FG-A	3P-A	FT-A	Reb	PF	Pts	A	TO	Bk	S	MIN
Mitchell, Charles	4-9	0-0	2-2	11	2	10	0	0	2	2	28
Jacobs, Nick	5-10	0-0	3-3	4	3	13	0	2	1	0	23
Smith, Adam	4-15	2-7	0-0	5	0	10	2	0	0	1	29
Georges-Hunt, M	5-8	1-4	9-10	1	2	20	1	1	0	0	28
Heath, Josh	0-0	0-0	0-0	2	1	0	4	2	0	0	21
Jackson, Tadic	1-1	1-1	2-3	0	1	5	1	1	0	0	12
Jorgenson, Travis	0-3	0-3	0-0	3	1	0	3	0	0	0	18
Stephens, Quinton	1-4	1-2	2-2	1	0	5	1	0	0	1	15
White, James	0-2	0-0	1-2	4	1	1	0	1	1	0	14
Lammers, Ben	2-2	0-0	0-0	3	3	4	0	2	1	0	12
Totals	22-54	5-17	19-22	35	14	68	12	9	3	4	200
FG%	1st Half: 11-27 40.7%		2nd Half: 11-27 40.7%		Game: 40.7%						
3FG%	1st Half: 2-7 28.6%		2nd Half: 3-10 30.0%		Game: 29.4%						
FT%	1st Half: 8-9 88.9%		2nd Half: 11-13 84.6%		Game: 86.4%						

Score by Periods	1st	2nd	Total
East Tennessee State	27	42	69
Georgia Tech	32	36	68

Officials: Tim Nestor, Tim Comer, Tony Chiazza

Attendance: 4665

Points in the paint-ETSU 36, GT 22. Points off turnovers-ETSU 11, GT 7.

2nd chance points-ETSU 14, GT 6. Fast break points-ETSU 10, GT 13.

Bench points-ETSU 14, GT 15. Score tied 5 times. Lead changed 5 times.

Last FG-ETSU 2nd-00:03, GT 2nd-00:24.

Largest lead-ETSU by 7 1st-08:34, GT by 9 1st-01:07.

ETSU led for 07:33. GT led for 30:28. Game was tied for 01:59.

GAME 5

Georgia Tech 83, Arkansas 73

Nov. 26, 2015 • Brooklyn, N.Y.

Charles Mitchell finished with a double-double, getting 18 points and 18 rebounds and Georgia Tech dominated the glass in an 83-73 victory over Arkansas in the semifinals of the NIT Season Tip-off.

Mitchell's big effort helped the Yellow Jackets (4-1) to a 50-26 advantage and his seven offensive rebounds contributed to 26 second-chance points. Georgia Tech (4-1) will face Villanova or Stanford in Friday's championship game while Arkansas will face Villanova or Stanford in the consolation game.

Mitchell grabbed 11 defensive boards while posting his 17th career double-double and 12th since transferring from Maryland.

Mitchell had nine rebounds at halftime when Georgia Tech held a three-point lead. He had five more during the final 10 1/2 minutes after Arkansas was within 55-54.

While Mitchell controlled things inside, Adam Smith and Marcus Hunt-George thrived on the perimeter. The backcourt duo led the Yellow Jackets with 19 points each and combined on all eight of Georgia Tech's 3-pointers.

Dusty Hannahs scored 17 points for the Razorbacks (2-2), who led only briefly late in the first half. Anthon Bell added 14 and Moses Kingsley contributed 13 before fouling out.

ARKANSAS (2-2)

Player	FG-A	3P-A	FT-A	Reb	PF	Pts	A	TO	Bk	S	MIN
Miles, Keaton	2-5	0-0	0-0	3	3	4	2	1	0	1	19
Kingsley, Moses	5-8	0-0	3-6	9	5	13	0	2	1	0	23
Durham, Jabril	2-6	0-3	1-3	5	2	5	6	2	0	1	33
Bell, Anthon	5-12	4-8	0-1	0	1	14	0	1	2	0	27
Whitt, Jimmy	4-12	0-0	2-2	3	4	10	1	1	0	0	29
Thompson, Trey	0-0	0-0	0-0	1	2	0	0	1	0	0	7
Hannahs, Dusty	5-10	2-3	5-5	0	4	17	2	2	0	0	24
Watkins, Manuele	2-5	0-0	1-2	1	1	5	3	2	0	4	23
Kouassi, Willy	1-2	0-0	3-4	2	1	5	0	0	2	0	15
Totals	26-60	6-14	15-23	26	23	73	14	12	5	6	200
FG%	1st Half: 14-25 56.0%		2nd Half: 12-35 34.3%		Game: 43.3%						
3FG%	1st Half: 5-8 62.5%		2nd Half: 1-6 16.7%		Game: 42.9%						
FT%	1st Half: 5-7 71.4%		2nd Half: 10-16 62.5%		Game: 65.2%						

GEORGIA TECH (4-1)

Player	FG-A	3P-A	FT-A	Reb	PF	Pts	A	TO	Bk	S	MIN
Mitchell, Charles	5-8	0-0	8-10	18	3	18	3	2	0	0	32
Georges-Hunt, M	5-13	3-5	6-6	6	2	19	2	5	0	0	35
Jacobs, Nick	3-8	0-0	1-2	1	4	7	0	2	1	0	18
Smith, Adam	6-12	5-7	2-4	3	3	19	0	2	0	1	26
Heath, Josh	1-4	0-1	2-2	3	1	4	5	1	0	2	27
Jackson, Tadic	0-1	0-1	0-0	0	0	0	0	0	0	0	8
Jorgenson, Travis	1-3	0-2	0-0	1	0	2	4	1	0	0	13
Stephens, Quinton	1-2	0-0	0-0	3	2	2	0	0	1	0	15
White, James	1-3	0-0	0-2	1	3	2	0	0	0	1	4
Lammers, Ben	5-6	0-0	0-1	8	2	10	1	2	0	1	22
Totals	28-60	8-16	19-27	50	20	83	15	16	2	5	200
FG%	1st Half: 16-34 47.1%		2nd Half: 12-26 46.2%		Game: 46.7%						
3FG%	1st Half: 4-9 44.4%		2nd Half: 4-7 57.1%		Game: 50.0%						
FT%	1st Half: 5-8 62.5%		2nd Half: 14-19 73.7%		Game: 70.4%						

Score by Periods	1st	2nd	Total
Arkansas	38	35	73
Georgia Tech	41	42	83

2015 NIT Season Tip-Off Semifinals Game 1

Officials: Ed Corbett, Gary Prager, Clarence Armstrong

Attendance: 1283

Points in the paint-ARK 30, GT 38. Points off turnovers-ARK 16, GT 18.

2nd chance points-ARK 5, GT 26. Fast break points-ARK 2, GT 7.

Bench points-ARK 27, GT 16. Score tied 2 times. Lead changed 2 times.

Last FG-ARK 2nd-00:24, GT 2nd-00:08.

Largest lead-ARK by 2 1st-02:58, GT by 10 1st-09:09.

ARK led for 00:33. GT led for 37:44. Game was tied for 01:43.

GAME 6

Villanova 69, Georgia Tech 52

Nov. 27, 2015 • Brooklyn, N.Y.

Jalen Brunson and Josh Hart each scored 13 points, and the eighth-ranked Wildcats beat Georgia Tech 69-52 in the NIT Season Tip-Off championship.

Villanova (6-0) shot 52.9 percent (27 for 51) from the field, but was 8 for 27 from 3-point range. It also was outrebounded 39-28 by the Yellow Jackets.

Kris Jenkins had 12 points for Villanova, and Ryan Arcidiacono added nine as Villanova improved to 6-0 this season.

Georgia Tech (4-2) has lost two of three. Charles Mitchell led the Yellow Jackets with 16 points and 11 rebounds.

Georgia Tech grabbed its only lead at 7-6 on Marcus Georges-Hunt's layup 3:36 into the game.

Villanova led 30-23 at halftime, and the advantage ballooned to 19 points following Brunson's two free throws with 6:42 left. The lead never fell below 13 after that.

Villanova fans at Barclays Center began to celebrate the championship after Jenkins and Hart hit back-to-back 3s from the right side a minute apart to give the Wildcats a 64-45 lead with 3:36 remaining.

GEORGIA TECH (4-2)

Player	FG-A	3P-A	FT-A	Reb	PF	Pts	A	TO	Bk	S	MIN
Mitchell, Charles	7-12	0-0	2-2	11	2	16	0	1	0	1	30
Jacobs, Nick	1-7	0-0	0-0	7	3	2	0	3	0	0	18
Smith, Adam	1-9	1-6	0-0	2	2	3	0	2	0	0	22
Georges-Hunt, M	2-8	0-0	2-4	2	1	6	2	1	0	0	35
Heath, Josh	1-1	0-0	4-4	2	4	6	4	2	0	0	24
Jackson, Tadic	3-10	0-4	1-2	1	1	7	0	1	0	0	18
Jorgenson, Travis	1-2	0-1	0-1	1	0	2	1	0	0	0	16
Stephens, Quinton	2-4	1-3	1-2	0	0	6	0	2	0	0	11
White, James	2-2	0-0	0-0	3	1	4	0	1	0	0	13
Lammers, Ben	0-1	0-0	0-0	2	2	0	0	0	1	1	13
Totals	20-56	2-14	10-15	39	16	52	7	14	1	2	200
FG%	1st Half: 10-27 37.0%		2nd Half: 10-29 34.5%		Game: 35.7%						
3FG%	1st Half: 2-7 28.6%		2nd Half: 0-7 0.0%		Game: 14.3%						
FT%	1st Half: 1-2 50.0%		2nd Half: 9-13 69.2%		Game: 66.7%						

VILLANOVA (6-0)

Player	FG-A	3P-A	FT-A	Reb	PF	Pts	A	TO	Bk	S	MIN
Jenkins, Kris	3-10	3-10	3-4	2	3	12	0	2	0	0	27
Ochefu, Daniel	2-3	0-0	0-1	4	2	4	1	0	1	1	17
Brunson, Jalen	5-8	0-3	3-4	3	2	13	2	2	0	2	25
Hart, Josh	6-11	1-5	0-0	7	0	13	2	2	0	1	34
Ardiciccano, Ryan	4-6	1-2	0-1	2	4	9	2	2	0	1	24
Broth, Phil	3-7	1-3	0-0	1	2	7	2	0	0	0	28
DiVincenzo, Donte	1-1	1-1	0-0	0	1	3	0	0	0	0	7
Bridges, Mikal	1-3	1-3	0-0	1	1	3	0	0	1	0	17
Reynolds, Darryl	2-2	0-0	1-1	6	3	5	0	1	0	0	21
Totals	27-51	8-27	7-11	28	18	69	9	10	3	5	201
FG%	1st Half: 12-25	48.0%	2nd Half: 15-26	57.7%	Game: 52.9%						
3FG%	1st Half: 3-12	25.0%	2nd Half: 5-15	33.3%	Game: 29.6%						
FT%	1st Half: 3-5	60.0%	2nd Half: 4-6	66.7%	Game: 63.6%						

2015-16 GAME SUMMARIES

GAME 7

Georgia Tech 77, Wofford 61

Dec. 1, 2015 • McCamish Pavilion

Charles Mitchell scored 10 points and grabbed 15 rebounds for his seventh double-double in as many games, and Georgia Tech beat Wofford 77-61.

Adam Smith, a transfer guard from Virginia Tech, had 16 points while tying a career-high with six 3-pointers for Georgia Tech (5-2). Quinton Stephens added 12 points.

Justin Gordon scored 14 points on 7-of-14 shooting to lead Wofford (2-4).

The Yellow Jackets missed 13 of their first 14 field goal attempts, and trailed 26-20 after Gordon's layup with 3:56 left in the first half.

The Yellow Jackets finished the first half on a 12-4 run, however, with Smith scoring seven points on the way to a 32-30 halftime lead.

The Yellow Jackets were shooting in the bonus with 14:33 remaining. Marcus Georges-Hunt made the first free throw, then James White grabbed the carom off the second attempt, and kicked it out to Quinton Stephens, who made a 3-pointer to give Georgia Tech a 48-37 lead, and the Yellow Jackets cruised from there. Stephens finished with 12 points.

After the Yellow Jackets started out in an 18-4 hole in points scored in the paint, Georgia Tech dominated inside. The Yellow Jackets had a 40-22 rebounding edge, and eventually outscored Wofford 37-32 in the paint.

WOFFORD (2-4)

Player	FG-A	3P-A	FT-A	Reb	PF	Pts	A	TO	Bk	S	MIN
Neumann, CJ	4-5	0-0	0-0	2	3	8	0	1	0	1	23
Jackson, Cameron	1-1	0-0	2-2	3	5	4	1	1	0	1	9
Garcia, Eric	1-4	1-3	6-6	1	3	9	4	1	0	1	26
Collins, Spencer	2-9	1-5	0-0	0	3	5	3	1	0	1	28
Allen, Jaylen	1-6	0-4	1-1	2	2	3	2	0	0	0	21
Brooks, Derrick	0-0	0-0	0-0	1	0	0	0	1	0	0	14
Magee, Fletcher	2-7	0-3	0-0	1	2	4	2	1	0	0	24
Korkowski, Zach	1-1	0-0	1-1	0	0	3	0	0	0	0	2
Perez, Bobby	0-1	0-0	0-0	0	1	0	1	0	0	0	3
Stumpe, Trevor	1-1	1-1	2-2	0	0	5	0	0	0	0	4
Gordon, Justin	7-14	0-0	0-0	5	3	14	0	2	1	0	26
Sawwell, Ryan	2-3	0-1	0-0	3	0	4	0	0	1	0	10
Pegram, Matthew	1-3	0-0	0-0	1	4	2	0	0	0	0	10
Totals	23-55	3-17	12-12	22	26	61	13	8	2	4	200
FG%	1st Half: 14-28 50.0% 2nd Half: 9-27 33.3% Game: 41.8%										
3FG%	1st Half: 2-7 28.6% 2nd Half: 1-10 10.0% Game: 17.6%										
FT%	1st Half: 0-0 0.0% 2nd Half: 12-12 100% Game: 100%										

GEORGIA TECH (5-2)

Player	FG-A	3P-A	FT-A	Reb	PF	Pts	A	TO	Bk	S	MIN
Mitchell, Charles	3-5	0-0	4-7	15	2	10	0	0	0	0	25
Jacobs, Nick	2-7	0-0	0-0	4	3	4	0	2	2	0	15
Smith, Adam	6-9	4-5	0-0	1	2	16	1	1	0	0	23
Georges-Hunt, M	0-5	0-2	6-8	5	1	6	1	0	0	2	26
Heath, Josh	2-5	0-2	0-0	1	1	4	4	1	0	0	19
Jackson, Tadic	2-6	0-3	3-4	2	2	7	2	0	0	0	16
Heyward, Corey	0-0	0-0	0-0	0	0	0	0	1	0	0	3
Jorgenson, Travis	3-4	2-3	0-0	0	0	8	1	1	0	1	16
Stephens, Quinton	2-3	2-3	6-6	2	2	12	2	0	0	0	17
White, James	2-6	0-0	1-2	6	1	5	1	0	2	0	21
Rowland, Rand	0-0	0-0	0-0	0	1	0	0	1	0	0	2
Lammers, Ben	2-3	0-0	1-2	2	1	5	2	1	1	0	17
Totals	24-53	8-18	21-29	40	16	77	14	8	5	3	200
FG%	1st Half: 10-29 34.5% 2nd Half: 14-24 58.3% Game: 45.3%										
3FG%	1st Half: 4-7 57.1% 2nd Half: 4-11 36.4% Game: 44.4%										
FT%	1st Half: 8-10 80.0% 2nd Half: 13-19 68.4% Game: 72.4%										

Score by Periods

	1st	2nd	Total
Wofford	30	31	61
Georgia Tech	32	45	77

Officials: Tim Comer, Tim Kelly, Tim Ebersole

Attendance: 4389

Points in the paint: WOF 30, GT 26. Points off turnovers: WOF 7, GT 13.

2nd chance points: WOF 6, GT 15. Fast break points: WOF 6, GT 4.

Bench points: WOF 32, GT 37. Score tied-1 time. Lead changed-3 times.

Last FG: WOF 2nd-00:10, GT 2nd-03:47.

Largest lead: WOF by 6 1st-03:56, GT by 25 2nd-05:24.

WOF led for 17:10. GT led for 21:40. Game was tied for 01:10.

GAME 8

Georgia Tech 76, Tulane 68

Dec. 5, 2015 • New Orleans, La.

Marcus Georges-Hunt scored 15 of his 19 points in the second half to lead Georgia Tech over Tulane 76-68.

Georges-Hunt made key plays down the stretch after the Green Wave cut Georgia Tech's lead to 67-64 with 3:34 remaining. Georges-Hunt's layup with 2:13 to play stretched the Yellow Jackets' lead to 69-64, and he took a charge on Tulane's Malik Morgan with 1:39 remaining to help seal the game.

Georges-Hunt shot 7 of 13 from the floor, including 5 of 9 in the second half. Charles Mitchell had 14 points with 14 rebounds for his eighth double-double in as many games. Nick Jacobs scored 15 points, and Adam Smith added 13 points for the Yellow Jackets.

Louis Dabney led Tulane (5-4) with 15 points on 5-of-18 shooting. Morgan scored 14 points and made all six of his field-goal attempts.

Georgia Tech finished on 43.5 percent shooting, and 38.2 percent from the floor after halftime, but outscored the Green Wave 37-30 in the second half.

Leading 42-41 with 16:41 to play, Georgia Tech went on an 11-2 spurt to take its first double-digit lead on a 3-point play by Georges-Hunt.

The Yellow Jackets used a 17-4 run to take a 23-15 lead with 10:35 to play in the first half, but Tulane answered with eight straight points to tie the game, and the Green Wave trailed 39-38 at halftime only after a Jacobs layup with 46 seconds to play put the Yellow Jackets in front.

GEORGIA TECH (6-2)

Player	FG-A	3P-A	FT-A	Reb	PF	Pts	A	TO	Bk	S	MIN
Mitchell, Charles	6-11	0-0	2-4	14	4	14	0	1	1	2	32
Smith, Adam	4-12	3-8	2-2	5	0	13	2	2	0	2	32
Georges-Hunt, M	7-13	1-2	4-5	2	4	19	1	4	0	2	29
Heath, Josh	0-4	0-2	0-0	1	1	0	1	0	0	0	18
Jacobs, Nick	6-12	0-0	1-1	9	1	13	0	1	2	0	30
Jackson, Tadic	0-2	0-0	0-0	1	0	0	0	1	0	0	9
Jorgenson, Travis	2-6	1-4	0-0	0	2	5	2	0	0	2	23
Stephens, Quinton	3-4	1-1	1-1	2	5	8	0	1	0	1	10
White, James	1-3	0-0	0-0	0	1	2	0	0	0	0	10
Lammers, Ben	1-2	0-0	0-1	1	1	2	0	0	0	0	7
Totals	30-69	6-17	10-14	38	19	76	6	10	3	9	200
FG%	1st Half: 17-35 48.6% 2nd Half: 13-34 38.2% Game: 43.5%										
3FG%	1st Half: 3-7 42.9% 2nd Half: 3-10 30.0% Game: 35.3%										
FT%	1st Half: 2-3 66.7% 2nd Half: 8-11 72.7% Game: 71.4%										

TULANE (5-3)

Player	FG-A	3P-A	FT-A	Reb	PF	Pts	A	TO	Bk	S	MIN
Dabney, Louis	5-18	3-11	2-6	7	2	15	1	1	0	1	36
Reynolds, Cameron	2-7	2-4	1-2	2	2	7	1	1	0	0	25
Morgan, Malik	6-6	2-2	0-0	4	3	14	2	7	1	0	28
Osetkowski, Dylan	3-5	0-0	1-2	11	0	7	2	1	0	0	34
Jarreau, Jernard	3-8	0-2	1-1	2	3	7	1	1	0	0	26
Julien, Von	3-7	0-1	1-1	1	2	7	3	2	0	0	24
Harris, Kain	3-5	0-1	0-0	1	1	6	0	1	0	0	12
Smith, Ryan	0-0	0-0	0-0	0	0	0	0	0	1	0	3
Paul, Blake	0-0	0-0	0-0	0	1	0	0	2	1	0	3
Frazier, Melvin	1-2	0-0	3-5	5	3	5	0	0	0	0	9
Totals	26-58	7-21	9-17	37	17	68	10	16	3	1	200
FG%	1st Half: 16-32 50.0% 2nd Half: 10-26 38.5% Game: 44.8%										
3FG%	1st Half: 4-9 44.4% 2nd Half: 3-12 25.0% Game: 33.3%										
FT%	1st Half: 2-5 40.0% 2nd Half: 7-12 58.3% Game: 52.9%										

Score by Periods

	1st	2nd	Total
Georgia Tech	39	37	76
Tulane	38	30	68

Officials: Patrick Adams, Doug Simmons, Bert Smith

Attendance: 2005

Points in the paint: GT 34, TULANE 32. Points off turnovers: GT 20, TULANE 12.

2nd chance points: GT 15, TULANE 13. Fast break points: GT 2, TULANE 4.

Bench points: GT 17, TULANE 18. Score tied-5 times. Lead changed-7 times.

Last FG: GT 2nd-01:15, TULANE 2nd-00:28.

Largest lead: GT by 10 2nd-13:04, TULANE by 5 1st-15:44.

GT led for 30:56. TULANE led for 05:13. Game was tied for 02:53.

GAME 9

Georgia Tech 77, VCU 64

Dec. 15, 2014 • McCamish Pavilion

Marcus Georges-Hunt scored 20 points, Quinton Stephens sank two 3-pointers in a 14-2 second-half run that gave Georgia Tech the lead, and the Yellow Jackets beat VCU 77-64.

Charles Mitchell had 12 points and 11 rebounds for Georgia Tech (7-2). Josh Heath had 12 points.

Following a 27-27 halftime tie, the Yellow Jackets outscored the Rams 50-37 in the second half.

VCU (5-4) led 34-31 early in the second half before a powerful follow jam by James White launched Georgia Tech's run. White had another basket in the run, which left the Yellow Jackets with a 45-36 lead they would not lose.

A 3-pointer by Doug Brooks helped VCU close the deficit to 49-48 before Georgia Tech scored eight unanswered points to again stretch the lead to nine points.

Justin Tillman led VCU with a career-high 18 points. Melvin Johnson had 17. The Rams made only 6 of 27 3-pointers.

Johnson, who was averaging 19.9 points, was coming off a career-high 36 points against Florida State. He ranks second in the nation with 4.13 3-pointers per game but made only 3 of 10 3s against Georgia Tech.

Mitchell's offensive rebound and basket stretched Georgia Tech's lead to double figures for the first time at 61-50.

There were five ties in a low-scoring first half. VCU overcame poor shooting, especially on 3-pointers, by outscoring the Yellow Jackets 18-12 in the paint in the opening 20 minutes. Georgia Tech regrouped to finish with a 32-26 edge in the paint.

VCU (5-4)

Player	FG-A	3P-A	FT-A	Reb	PF	Pts	A	TO	Bk	S	MIN
Gilmore, Michael	1-2	0-1	0-0	2	3	2	0	0	0	1	9
Alie-Cox, Mo	1-6	0-0	2-2	7	2	4	1	1	3	1	27
Lewis, JeQuan	2-7	1-3	2-2	0	4	7	4	6	0	0	17
Burgess, Jordan	1-3	0-2	0-0	6	2	2	0	1	0	0	24
Johnson, Melvin	6-17	3-10	2-2	0	2	17	0	0	0	1	33
Tillman, Justin	6-10	0-0	6-6	4	2	18	0	3	0	0	25
Brooks, Doug	2-15	2-10	0-0	5	5	6	3	0	0	1	22
Williams, Jonathan	0-1	0-0	0-0	0	0	0	0	0	0	0	7
Hamdy Mohamed, A	1-2	0-0	0-0	1	0	2	0	1	0	0	10
Billbury, Korey	3-8	0-1	0-0	5	2	6	2	0	0	2	26
Totals	23-71	6-27	12-12	36	22	64	10	13	3	6	200
FG%	1st Half: 12-33 36.4% 2nd Half: 11-38 28.9% Game: 32.4%										
3FG%	1st Half: 1-10 10.0% 2nd Half: 5-17 29.4% Game: 22.2%										
FT%	1st Half: 2-2 100% 2nd Half: 10-10 100% Game: 100%										

2015-16 GAME SUMMARIES

GAME 10

Georgia 75, Georgia Tech 61

Dec. 19, 2015 • Athens, Ga.

J.J. Frazier scored a season-high 35 points while sinking six 3s, and Georgia beat Georgia Tech 75-61 to end a streak of four straight losses in the state rivalry.

The undersized (5-10, 155) junior guard made six of nine 3s. Frazier iced Georgia's lead by making each of his eight free throws in the final 90 seconds. Yante Maten added 17 points for Georgia (5-3).

The loss to Georgia was the first for the Yellow Jackets (7-3) under fifth-year coach Brian Gregory.

Tadric Jackson had 14 points for Georgia Tech, which led 34-33 at halftime but fell behind when Frazier hit a 3-pointer as part of the Bulldogs' 9-0 run to open the second half.

The 9-0 run gave Georgia a 42-34 lead. Adam Smith, who had 11 points, ended the run with his first of three straight 3-pointers to keep the Yellow Jackets close. Houston Kessler's basket with 13:50 remaining pushed Georgia's lead to double figures for the first time at 53-43.

Maten and Frazier combined for 24 of Georgia's 33 first-half points. No other Georgia player had more than three points in the half.

Georgia's big lead was 12 points at 64-52 on Maten's jumper with four minutes remaining. The Bulldogs didn't make another field goal but iced the game on free throws.

GEORGIA TECH (7-3)

Player	FG-A	3-P-A	FT-A	Reb	PF	Pts	A	TO	Bk	S	MIN
Mitchell, Charles	0-3	0-0	0-0	4	4	0	0	0	2	0	15
Jacobs, Nick	3-7	0-0	4-5	6	2	10	1	1	0	0	28
Smith, Adam	4-12	3-8	0-0	0	5	11	2	1	0	0	28
Georges-Hunt, M	1-5	0-2	9-10	3	4	11	0	4	0	0	25
Heath, Josh	2-5	0-2	0-0	1	4	4	3	1	1	0	26
Jackson, Tadric	5-11	3-6	1-2	1	1	14	1	0	0	2	24
Jorgenson, Travis	0-1	0-1	0-0	1	0	0	2	0	0	0	8
Stephens, Quinton	1-1	1-1	0-0	1	2	3	1	3	0	0	11
White, James	2-3	0-0	0-0	8	4	4	0	1	0	0	15
Lammers, Ben	2-3	0-0	0-0	5	2	4	0	1	1	2	20
Totals	20-51	7-20	14-17	34	28	61	10	12	4	4	200
FG%	1st Half: 12-24 50.0%		2nd Half: 8-27 29.6%		Game: 39.2%						
3FG%	1st Half: 3-9 33.3%		2nd Half: 4-11 36.4%		Game: 35.0%						
FT%	1st Half: 7-9 77.8%		2nd Half: 7-8 87.5%		Game: 82.4%						

GEORGIA (5-3)

Player	FG-A	3P-A	FT-A	Reb	PF	Pts	A	TO	Bk	S	MIN
Maten, Yante	8-11	0-0	1-4	5	3	17	2	3	2	0	31
Kessler, Houston	3-6	0-1	0-0	8	3	6	1	0	0	0	28
Mann, Charles	1-6	0-0	2-4	5	4	4	3	4	0	0	31
Gaines, Kenny	2-7	0-4	4-8	2	3	8	0	1	1	2	25
Frazier, J.J.	9-14	6-9	11-12	3	0	35	4	1	0	1	33
Jackson II, William	0-0	0-0	0-0	1	0	0	0	0	0	0	5
Willridge, E'Torrian	0-0	0-0	2-2	0	0	2	2	0	2	0	9
Young, Brandon	0-0	0-0	1-2	0	0	1	0	0	0	0	0+
Iduwe, Osahen	0-0	0-0	0-0	0	2	0	0	0	0	0	2
Geno, Kenny Paul	0-1	0-1	0-0	0	1	0	2	0	0	1	18
Edwards, Mike	0-0	0-0	0-0	0	1	0	0	1	0	0	7
Ogbelde, Derek	1-5	0-0	0-0	4	2	2	1	1	0	0	11
Totals	24-50	6-15	21-32	35	19	75	15	11	5	4	202
FG%1st Half: 13-24 54.2%2nd Half: 11-26 42.3%Game: 48.0%											
3FG%1st Half: 2-6 33.3%2nd Half: 4-9 44.4%Game: 40.0%											
FT% 1st Half: 5-8 62.5%2nd Half: 16-24 66.7%Game: 65.6%											

Score by Periods

	1st	2nd	Total
Georgia Tech	34	27	61
Georgia	33	42	75

Officials: Pat Adams, Ron Groover, Chuck Jones

Attendance: 8011

Points in the paint-GT 18,UGA 32. Points off turnovers-GT 12,UGA 22.

2nd chance points-GT 12,UGA 12. Fast break points-GT 2,UGA 9.

Bench points-GT 25,UGA 5. Score tied 4 times. Lead changed-8 times.

Last FG-GT 2nd-00:14, UGA 2nd-00:00.

Largest lead-GT by 5 1st-03:31, UGA by 15 2nd-00:55.

GT led for 06:58. UGA led for 28:56. Game was tied for 04:06.

GAME 11

Georgia Tech 75, Southeastern Louisiana 62

Dec. 21, 2015 • McCamish Pavilion

Marcus Georges-Hunt made four 3-pointers and scored 14 points as transfer players also came through to help the Yellow Jackets rout Southeastern Louisiana 75-62.

Charles Mitchell had 14 points and 15 rebounds, Adam Smith pitched in 16 points and James White went for 12 points and 13 rebounds for Georgia Tech.

They looked ready to rock against the overmatched Lions, as evidenced by Mitchell. He wore a bandage over his right eyebrow after taking an elbow a day earlier, two days after his perfect double-double streak was snapped.

Senior guard Joshua Fillmore scored 20, but SE Louisiana (2-10) offered little resistance.

Numbers mattered little for the Yellow Jackets beyond the fact the Yellow Jackets out-rebounded the Lions 43-29.

The visitors scored first, but the Jackets countered hard as three of their first four made field goals were 3-pointers, two from Georges-Hunt and another by Smith, an Atlanta area native who graduated from Virginia Tech. He made 4 of 7 3-pointers.

After Smith's first they gave the Yellow Jackets an 11-2 lead, the teams held serve for a few minutes before the home team began asserting itself.

Georgia Tech busted out some long ball, too, making 9 of 22 against a team that entered the game ranked near the very bottom of the NCAA in defense against it. Georges-Hunt was good on 4-of-6 attempts.

SOUTHEASTERN LOUISIANA (2-10)

Player	FG-A	3P-A	FT-A	Reb	PF	Pts	A	TO	Bk	S	MIN
Capps, Jordan	2-5	0-1	5-8	1	4	9	0	1	1	0	25
Greenwood, Mo	7-14	0-0	2-4	5	4	16	3	1	0	0	34
Grieves, Daniel	0-3	0-3	0-0	2	4	0	0	0	2	0	15
Fillmore, Joshua	8-13	4-8	0-0	1	0	20	1	1	0	0	33
Jackson, Zay	4-11	0-2	1-1	6	0	9	5	1	0	1	35
Veal, Marlain	0-3	0-1	0-0	2	2	0	3	3	0	0	20
Nelson, Dominic	1-2	0-0	0-0	5	2	2	0	3	0	0	15
Hawkins, Mike	3-4	0-1	0-0	3	0	6	0	0	0	1	23
Totals	25-55	4-16	8-13	29	16	62	12	10	3	2	200
FG%	1st Half: 9-28 32.1%		2nd Half: 16-27 59.3%		Game: 45.5%						
3FG%	1st Half: 0-7 0.0%		2nd Half: 4-9 44.4%		Game: 25.0%						
FT%	1st Half: 3-5 60.0%		2nd Half: 5-8 62.5%		Game: 61.5%						

GEORGIA TECH (8-3)

Player	FG-A	3P-A	FT-A	Reb	PF	Pts	A	TO	Bk	S	MIN
Mitchell, Charles	4-9	0-0	6-11	15	2	14	1	2	0	1	29
White, James	6-10	0-0	0-0	13	3	12	0	0	1	0	22
Smith, Adam	6-11	4-7	0-0	0	1	16	0	0	0	0	26
Georges-Hunt, M	4-10	4-6	2-2	2	1	14	1	0	0	1	30
Heath, Josh	1-3	0-1	0-0	1	1	2	9	1	0	0	24
Jackson, Tadric	0-2	0-1	1-2	1	2	1	2	0	0	1	15
Jorgenson, Travis	1-3	1-3	0-1	1	0	3	2	1	0	0	13
Stephens, Quinton	0-7	0-4	0-0	1	0	0	3	0	0	0	12
Jacobs, Nick	4-6	0-0	1-2	4	2	9	0	2	0	1	15
Lammers, Ben	1-1	0-0	2-2	4	0	4	1	0	1	0	14
Totals	27-62	9-22	12-20	43	12	75	19	8	2	4	200
FG%	1st Half: 13-34 38.2%		2nd Half: 14-28 50.0%		Game: 43.5%						
3FG%	1st Half: 6-17 35.3%		2nd Half: 3-5 60.0%		Game: 40.9%						
FT%	1st Half: 2-4 50.0%		2nd Half: 10-16 62.5%		Game: 60.0%						

Score by Periods

	1st	2nd	Total
Southeastern Louisiana	21	41	62
Georgia Tech	34	41	75

Officials: Michael Roberts, Pat Driscoll, Clarence Armstrong

Attendance: 4563

Points in the paint-SLU 34,GT 28. Points off turnovers-SLU 6,GT 9.

2nd chance points-SLU 6,GT 19. Fast break points-SLU 13,GT 15.

Bench points-SLU 8,GT 17. Score tied 0 times. Lead changed-1 time.

Last FG-SLU 2nd-00:17, GT 2nd-04:09.

Largest lead-SLU by 2 1st-18:46, GT by 24 2nd-16:27.

SLU led for 00:54. GT led for 37:52. Game was tied for 01:14.

GAME 12

Georgia Tech 77, Colgate 60

Dec. 23, 2015 • McCamish Pavilion

Adam Smith scored 20 points on 11 shots to lead the Yellow Jackets to a 76-60 win over Colgate.

The 6-foot-2 shooting guard led the ACC in 3-point shooting last season at 42.4 percent while playing for Virginia Tech. Smith made 3-of-5 long balls and 8-of-11 shots overall to set the pace on a night where the Yellow Jackets (9-3) shot 56 percent from the field.

Colgate (4-7) made one run at Tech. After falling behind 11-2, the Raiders scored on five of their next possessions and took a 14-13 lead on Francisco Amiel's 3-pointer with 11:56 left in the first half.

Georgia Tech turned that around fast. On a night when they forged a 34-21 rebounding edge, reserve forward Nick Jacobs soon tipped in a close-range miss by teammate Ben Lammers. Seconds later, Lammers intercepted Colgate's inbounds pass, passed to Travis Jorgensen in the left corner, and Tech's reserve point guard buried a 16-foot jumper. The Jackets led 17-14 with 11:22 to go, and never looked back.

Tech led 40-28 at halftime, expanding the lead to 22 points in the second half. Charles Mitchell scored 18 points and grabbed seven rebounds for the Jackets.

Guard Austin Tillotson led the Raiders with 12 points, but once the Jackets reclaimed the lead in the first half, Colgate never seriously threatened.

COLGATE (4-7)

Player	FG-A	3P-A	FT-A	Reb	PF	Pts	A	TO	Bk	S	MIN			
Regisford, Malcolm	3-6	0-0	1-6	4	1	7	1	0	1	0	28			
Swopshire, Jordan	2-4	1-3	6-6	1	1	11	3	1	0	0	24			
Krmpotic, Dave	0-2	0-0	0-1	0	1	0	0	1	0	0	11			
O'Brien, Sean	3-5	1-2	0-0	1	0	7	0	0	0	1	24			
Tillotson, Austin	5-12	2-6	0-0	1	1	12	1	2	0	2	30			
Favorite, David	0-0	0-0	0-0	0	0	0	0	0	0	0	6			
Lindgren, Sam	0-0	0-0	0-0	0	0	0	0	0	0	0	0+			
Ramon, Alex	1-4	0-1	0-0	3	2	2	4	0	0	0	23			
Batt, Dana	3-5	0-0	0-1	2	1	6	0	0	0	0	16			
Bargmann, Andrew	0-0	0-0	0-0	0	0	0	0	0	0	0	0+			
Rivard, Tom	4-5	0-1	1-1	4	3	9	1	1	0	0	21			
Amiel, Francisco	2-4	2-3	0-0	3	0	6	0	2	1	0	17			
Totals	23-47	6-16	8-15	21	10	60	10	9	2	3	200			
FG%	1st Half: 11-23 47.8%		2nd Half: 12-24 50.0%		Game: 48.9%		3FG%		1st Half: 3-8 37.5%		2nd Half: 3-8 37.5%		Game: 37.5%	
FT%	1st Half: 3-6 50.0%		2nd Half: 5-9 55.6%		Game: 53.3%									

GEORGIA TECH (9-3)

Player	FG-A	3P-A	FT-A	Reb	PF	Pts	A	TO	Bk	S	MIN
Mitchell, Charles	8-10	0-0	2-3	7	3	18	0	2	1	0	25
White, James	2-3	0-0	0-0	2	4	4	1	0	1	2	23
Smith, Adam	8-11	3-5	1-2	2	0	20	1	2	0	0	25
Georges-Hunt, M	3-8	0-3	1-2	2	2	7	2	2	1	0	23
Heath, Josh	1-1	0-0	0-0	2	1	2	4	0	0	1	18
Jackson, Tadric	1-6	0-2	0-2	0	0	2	2	0	0	0	15
Heyward, Corey	0-1	0-0	0-0	0	0	0	0	0	0	0	3
Jorgenson, Travis	3-5	1-2	0-0	3	0	7	6	0	0	0	20
Stephens, Quinton	2-4	1-1	0-0	6	2	5	0	0	0	0	19
Jacobs, Nick	3-7	0-0	1-2	6	1	7	0	1	1	0	13
Rowland, Rand	0-0	0-0	0-0	0	0	0	0	0	0	0	2
Lammers, Ben	2-3	0-0	0-0	3	3	4	0	0	1	1	14
Totals	33-59	5-13	5-11	34	16	76	16	7	5	4	200
FG%	1st Half: 17-31	54.8%	2nd Half: 16-28	57.1%	Game: 55.9%						
3FG%	1st Half: 3-8	37.5%	2nd Half: 2-5	40.0%	Game: 38.5%						
FT%	1st Half: 3-5	60.0%	2nd Half: 2-6	33.3%	Game: 45.5%						

2015-16 GAME SUMMARIES

GAME 13

Georgia Tech 73, Duquesne 67

Dec. 29, 2015 • McCamish Pavilion

Marcus Georges-Hunt scored 20 points and fellow senior Adam Smith added 17 to help Georgia Tech rally to beat Duquesne 73-67 as the Yellow Jackets nearly matched the sharpshooting Dukes on 3-pointers.

Georgia Tech's 8 of 18 3-pointers were surprising since the Jackets (10-3) were one of the nation's worst 3-point shooting teams last season. But the Yellow Jackets rallied less by shooting from distance than by turning physical against Duquesne (10-3).

Georgia Tech had a 44-39 rebounding edge and held the Dukes to 39 percent shooting, including 9 of 28 from beyond the 3-point arc.

Duquesne made 6 of 9 shots, had an early 16-11 advantage on the boards, and led 26-17 after senior guard Micah Mason buried a 3-pointer with 10 minutes left in the first half. From there, Tech got gritty.

The Dukes made just 18 of their next 55 shots until the game's final minute, were pummeled on the boards, and the Yellow Jackets blocked seven shots. Georgia Tech also outshot Duquesne from the foul line, making 17 of 25 to the Dukes' 4 of 10.

Mason's buzzer-beating 3-pointer in the first half gave the Dukes a 36-35 lead, but the Yellow Jackets took control in the game's final 10 minutes.

Smith accounted for four Georgia Tech 3-pointers and Georges-Hunt added a pair. That's a big improvement for a team that shot just 26.7 percent on 3-pointers last year and ranked 343 out of 345.

DUQUESNE (10-3)

Player	FG-A	3P-A	FT-A	Reb	PF	Pts	A	TO	Bk	S	MIN
James, Eric	4-8	1-2	2-3	11	4	11	1	3	0	0	35
Gill, L.G.	3-13	1-6	0-2	5	2	7	2	0	1	0	33
Lewis, Darius	4-7	0-0	1-1	5	1	9	0	0	0	1	20
Collier, Derrick	4-17	0-5	1-1	5	2	9	6	1	0	1	35
Mason, Micah	6-12	5-10	0-1	1	3	17	2	2	0	0	36
Castro, Rene	2-5	0-2	0-1	0	1	4	1	0	0	0	19
Powell, Tysean	2-4	0-0	0-1	4	4	4	0	2	0	0	6
Jackson, Mar'Qwyell	0-0	0-0	0-0	1	0	0	0	0	0	0	1
Sanders, Nakye	0-0	0-0	0-0	2	1	0	0	0	0	0	7
Steel, Josh	2-3	2-3	0-0	1	1	6	2	0	0	0	8
Totals	27-69	9-28	4-10	39	19	67	14	8	1	2	200
FG%	1st Half: 15-35 42.9%		2nd Half: 12-34 35.3%		Game: 39.1%						
3FG%	1st Half: 5-13 38.5%		2nd Half: 4-15 26.7%		Game: 32.1%						
FT%	1st Half: 1-1 100%		2nd Half: 3-9 33.3%		Game: 40.0%						

GEORGIA TECH (10-3)

Player	FG-A	3P-A	FT-A	Reb	PF	Pts	A	TO	Bk	S	MIN
Mitchell, Charles	2-6	0-0	3-4	10	3	7	2	2	0	1	31
Jacobs, Nick	6-13	0-0	2-2	9	1	14	0	0	2	0	22
Smith, Adam	5-12	4-9	3-3	2	2	17	1	1	0	0	29
Georges-Hunt, M	6-14	2-4	6-10	6	1	20	4	2	0	2	29
Heath, Josh	1-3	1-1	0-0	1	3	3	5	1	0	1	19
Jackson, Tadic	2-3	0-0	0-0	2	1	4	1	0	0	0	7
Jorgenson, Travis	1-3	1-3	0-0	0	2	3	2	0	0	0	15
Stephens, Quinton	0-3	0-1	0-2	4	0	0	1	1	1	0	21
White, James	0-1	0-0	0-0	3	2	0	0	0	1	0	12
Lammers, Ben	1-1	0-0	0-4	6	0	5	1	0	3	0	15
Totals	24-59	8-18	17-25	44	15	73	17	7	7	4	200
FG%	1st Half: 11-32 34.4%		2nd Half: 13-27 48.1%		Game: 40.7%						
3FG%	1st Half: 5-11 45.5%		2nd Half: 3-7 42.9%		Game: 44.4%						
FT%	1st Half: 8-11 72.7%		2nd Half: 9-14 64.3%		Game: 68.0%						

Score by Periods	1st	2nd	Total
Duquesne	36	31	67
Georgia Tech	35	38	73

Officials: Mike Eades, Louie Andrakakos, Tim Nestor
Attendance: 5417
Points in the paint-DUQ 34,GT 24. Points off turnovers-DUQ 9,GT 12.
2nd chance points-DUQ 13,GT 7. Fast break points-DUQ 23,GT 9.
Bench points-DUQ 14,GT 12. Score tied-7 times. Lead changed-11 times.
Last FG-DUQ 2nd-00:15, GT 2nd-01:50.
Largest lead-DUQ by 9 1st-10:00, GT by 12 2nd-00:58.
DUQ led for 25:15. GT led for 11:32. Game was tied for 03:13.

GAME 14

North Carolina 86, Georgia Tech 78

Jan. 2, 2016 • Chapel Hill, N.C.

Marcus Georges-Hunt led Georgia Tech with 25 points, and Adam Smith hit six three-point field goals, but Joel Berry II scored a career-high 19 points and hit the go-ahead 3-pointer with 5:07 left to help No. 7 North Carolina past the Yellow Jackets 86-78.

Brice Johnson added 15 points and 11 rebounds for the Tar Heels, who trailed by nine points in the first half and by one with 6 minutes left. Marcus Paige added a key pull-up basket during the Tar Heels' finishing kick of scoring on 11 straight possessions, which ended when they ran out the final seconds.

The Yellow Jackets haven't beaten UNC since January 2011 and haven't won in Chapel Hill since a year before that.

Charles Mitchell had 14 points. Georgia Tech shot 42 percent. The Yellow Jackets opened ACC play on the road for the third straight year. Georges-Hunt made 12 of 15 free throws.

The Tar Heels shot 58 percent after halftime and 51 percent for the game with six players scoring in double figures, the third straight game with at least five. UNC had a 39-29 rebounding advantage.

Smith, a graduate transfer from Virginia Tech, had a huge first half with 14 points and four 3s. His output slowed after halftime with UNC doing a better job chasing him and Georges-Hunt taking the lead offensively.

GEORGIA TECH (10-4, 0-1 ACC)

Player	FG-A	3P-A	FT-A	Reb	PF	Pts	A	TO	Bk	S	MIN
Mitchell, Charles	7-13	0-0	0-0	6	5	14	0	1	0	0	18
Jacobs, Nick	3-9	0-0	0-0	1	2	6	0	1	1	4	26
Smith, Adam	7-15	6-10	0-0	3	4	20	1	0	0	0	33
Georges-Hunt, M	6-9	1-2	12-15	6	3	25	2	2	1	1	32
Heath, Josh	1-3	0-0	0-0	0	3	2	6	2	0	1	23
Jackson, Tadic	0-2	0-1	0-0	0	1	0	1	0	0	0	7
Heyward, Corey	0-0	0-0	0-0	0	0	0	0	0	0	0	1
Jorgenson, Travis	0-2	0-1	0-0	1	0	0	5	2	0	0	15
Stephens, Quinton	1-3	0-1	0-0	1	2	2	0	0	0	1	10
White, James	1-3	0-0	0-0	4	2	2	0	0	1	0	14
Lammers, Ben	1-5	0-0	3-4	6	3	5	1	1	1	1	21
Totals	27-64	7-15	15-19	29	25	78	16	9	4	8	200
FG%	1st Half: 13-31 41.9%		2nd Half: 14-33 42.4%		Game: 42.2%						
3FG%	1st Half: 5-8 62.5%		2nd Half: 2-7 28.6%		Game: 46.7%						
FT%	1st Half: 9-13 69.2%		2nd Half: 6-6 100%		Game: 78.9%						

NORTH CAROLINA (13-2, 2-0 ACC)

Player	FG-A	3P-A	FT-A	Reb	PF	Pts	A	TO	Bk	S	MIN
Johnson, Brice	6-12	0-0	3-3	11	5	15	1	1	2	0	26
James, Joel	5-6	0-0	1-3	5	2	11	0	0	0	0	21
Jackson, Justin	3-9	0-2	4-4	4	3	10	3	1	0	0	32
Berry II, Joel	5-11	1-3	8-9	5	1	19	4	5	0	0	34
Paige, Marcus	5-10	1-5	2-3	3	0	13	3	0	0	1	33
Britt, Nate	1-2	0-1	3-3	2	1	5	1	3	0	0	14
Pinson, Theo	0-2	0-1	1-2	1	4	1	1	0	0	0	8
Hicks, Isaiah	5-7	0-0	2-2	4	2	12	0	1	2	1	27
Williams, Kenny	0-0	0-0	0-0	0	0	0	0	0	0	0	2
Maye, Luke	0-0	0-0	0-0	0	0	0	0	0	0	0	3
Totals	30-59	2-12	24-29	39	18	86	13	11	4	2	200
FG%	1st Half: 15-33 45.5%		2nd Half: 15-26 57.7%		Game: 50.8%						
3FG%	1st Half: 1-7 14.3%		2nd Half: 1-5 20.0%		Game: 16.7%						
FT%	1st Half: 8-9 88.9%		2nd Half: 16-20 80.0%		Game: 82.8%						

Score by Periods	1st	2nd	Total
Georgia Tech	42	36	78
North Carolina	39	47	86

Officials: Brian Dorsey, Wally Rutecki, Clarence Armstrong
Attendance: 17392
* - points scored by the other team (wrong basket)
17:58 1st Half - GT Team Basket as ball tipped in by UNC's Johnson
Points in the paint-GT 28,NC 46. Points off turnovers-GT 14,NC 9.
2nd chance points-GT 8,NC 13. Fast break points-GT 4,NC 10.
Bench points-GT 11,NC 18. Score tied-10 times. Lead changed-5 times.
Last FG-GT 2nd-00:51, NC 2nd-03:09.
Largest lead-GT by 9 1st-04:22, NC by 10 2nd-01:01.
GT led for 22:05. NC led for 12:31. Game was tied for 05:24.

GAME 15

Pittsburgh 89, Georgia Tech 84

Jan. 6, 2016 • Pittsburgh, Pa.

Adam Smith scored a career-high 30 points, but No. 24 Pittsburgh held off Georgia Tech 89-84 victory.

Smith led the Yellow Jackets (10-5, 0-2) with a Petersen Events Center-record eight 3-pointers that allowed Tech to hang around after Pitt built a 15-point lead with less than 7 minutes to go. Charles Mitchell had a career-best 20 points and 17 rebounds for the Yellow Jackets.

James Robinson scored 18 points - including seven straight at one point during a first-half run - to go with eight assists as the 24th-ranked Panthers held off Georgia Tech 89-84 for their ninth straight win.

Jamel Artis finished with 18 points, five assists and four rebounds. Michael Young scored 17 points despite being limited to 17 minutes with foul trouble.

Pitt appeared to be firmly in control when an Artis putback pushed the Panthers in front 73-58 with 6:34 to play. Smith, a graduate transfer from Virginia Tech, basically kept the Yellow Jackets in it by dropping in a series of jumpers, including one at least 5-feet behind the 3-point line.

Georgia Tech drew within 83-77 with 1:20 to play and forced Pitt into only its fourth turnover but Smith's ensuing 3-point attempt was well off. When Sheldon Smith tipped in an Artis miss with 30 seconds left, Pitt was out of harm's way.

GEORGIA TECH (10-5, 0-2 ACC)

Player	FG-A	3P-A	FT-A	Reb	PF	Pts	A	TO	Bk	S	MIN
Mitchell, Charles	8-18	0-0	4-8	17	3	20	1	3	0	1	35
Jacobs, Nick	4-10	0-0	0-0	6	3	8	0	1	0	0	21
Smith, Adam	10-16	8-13	2-3	1	1	30	0	0	0	0	33
Georges-Hunt, M	7-14	0-2	0-2	4	5	14	6	3	0	0	37
Heath, Josh	0-1	0-0	0-0	1	2	0	1	0	0	0	13
Jackson, Tadic	2-5	1-4	2-2	2	3	7	2	0	1	1	14
Jorgenson, Travis	1-1	1-1	0-0	1	2	3	2	2	0	0	20
Stephens, Quinton	0-0	0-0	0-0	0	0	0	0	0	0	0	3
White, James	0-1	0-0	0-0	3	3	0	0	1	1	0	10
Lammers, Ben	1-2	0-0	0-0	3	0	2	2	0	2	0	14
Totals	33-68	10-20	8-15	38	22	84	14	10	4	2	200
FG%	1st Half: 14-30 46.7%		2nd Half: 19-38 50.0%		Game: 48.5%						
3FG%	1st Half: 3-6 50.0%		2nd Half: 7-14 50.0%		Game: 50.0%						
FT%	1st Half: 5-6 83.3%		2nd Half: 3-9 33.3%		Game: 53.3%						

PITTSBURGH (13-1, 2-0 ACC)

Player	FG-A	3P-A	FT-A	Reb	PF	Pts	A	TO	Bk	S	MIN
Artis, Jamel	6-13	2-5	4-4	4	2	18	5	3	0	0	37
Young, Michael	5-10	0-1	7-8	1	3	17	0	0	1	0	18
Maia, Rafael	3-6	0-0	1-4	12	3	7	0	0	1	1	32
Robinson, James	5-8	1-1	7-8	4	1	18	8	1	0	1	36
Smith, Sterling	4-9	3-5	0-0	5	1	11	0	0	0	1	28
Wilson, Damon	0-0	0-0	0-0	0	2	0	0	0	0	0	4
Luther, Ryan	0-0	0-0	0-0	0	0	0	0	0	0	0	2
Jones, Chris	2-2	0-0	2-2	0	3	6	0	0	0	0	13
Jeter, Sheldon	3-9	0-1	4-4	6	0	10	2	0	1	1	23
Johnson, Cameron	1-1	0-0	0-0	0	1	2	0	0	0	0	2
Nelson-Odooda, A	0-1	0-0	0-0	0	3	0	0	0	0	0	5
Totals	29-59	6-13	25-30	34	20	89	15	4	3	4	200
FG%	1st Half: 18-29	62.1%	2nd Half: 11-30	36.7%	Game: 49.2%						
3FG%	1st Half: 3-5	60.0%	2nd Half: 3-8	37.5%	Game: 46.2%						
FT%	1st Half: 3-6	50.0%	2nd Half: 22-24	91.7%	Game: 83.3%						

2015-16 GAME SUMMARIES

GAME 16

Georgia Tech 68, Virginia 64

Jan. 9, 2016 • McCamish Pavilion

Quinton Stephens, Adam Smith and Nick Jacobs each scored 16 points and Georgia Tech won its biggest ACC game under Gregory, a 68-64 upset of No. 4 Virginia.

The loss was a rare second in a row for Virginia, matching its loss total of each of the last two years, when it won consecutive Atlantic Coast Conference regular season titles.

Georgia Tech (11-5, 1-2) got four 3-pointers apiece from Stephens and Smith.

Malcolm Brogdon finished with 19 points and London Perrantes had 13 points for the Cavaliers (12-3, 1-2).

Virginia has dropped two straight in the ACC for the first time since it lost at Boston College and Florida State in March 2013. The Cavaliers' loss at Virginia Tech on Monday snapped a seven-game winning streak in the series.

Gregory watched his team take a 15-point lead late in the first half before Marial Shayok's 3 forced a 49-all tie with 6:09 remaining.

The Jackets stayed calm, though, going on an 11-0 run to put the game out of reach on two 3s by Stephens and one by Smith.

Georgia Tech ended a seven-game skid in league play.

Marcus Georges-Hunt, the team's leading scorer this season, finished with five points on 1 for 6 shooting. Stephens made his first start of the season as Josh Heath came off the bench. Gregory also started F James White for just the third start of the season with Jacobs working as a reserve. White had a game-high nine rebounds.

VIRGINIA (12-3, 1-2 ACC)

Player	FG-A	3P-A	FT-A	Reb	PF	Pts	A	TO	Bk	S	MIN
Gill,Anthony	5-8	0-0	1-3	2	5	11	1	1	0	0	26
Perrantes,London	4-9	1-4	4-4	4	0	13	4	2	0	0	32
Tobey,Mike	2-7	1-3	2-2	7	3	7	1	0	0	1	26
Shayok,Marial	2-5	1-2	1-2	0	1	6	0	0	0	1	17
Brogdon,Malcolm	8-20	1-9	2-4	5	2	19	0	2	0	1	31
Hall,Devon	0-0	0-0	0-0	1	0	0	1	2	0	0	10
Nolte,Evan	0-0	0-0	1-2	0	4	1	1	0	1	1	16
Wilkins,Isiah	1-3	0-0	0-1	3	1	2	1	0	0	0	15
Reuter,Jarred	1-2	0-0	0-0	0	0	2	0	0	0	0	5
Salt,Jack	0-2	0-0	0-0	2	1	0	0	0	1	0	8
Thompson,Darius	0-1	0-0	3-4	2	2	3	2	0	0	0	14
Totals	23-57	4-18	14-22	29	19	64	11	7	2	4	200
FG%	1st Half: 10-26 38.5%	2nd Half: 13-31 41.9%	Game: 40.4%								
3FG%	1st Half: 0-5 0.0%	2nd Half: 4-13 30.8%	Game: 22.2%								
FT%	1st Half: 4-7 57.1%	2nd Half: 10-15 66.7%	Game: 63.6%								

GEORGIA TECH (11-5, 1-2 ACC)

Player	FG-A	3P-A	FT-A	Reb	PF	Pts	A	TO	Bk	S	MIN
Mitchell, Charles	3-8	0-0	0-1	6	4	6	2	3	1	1	29
Stephens, Quinton	6-8	4-4	0-2	5	3	16	1	0	2	0	24
White, James	3-6	0-0	0-0	9	2	6	0	1	0	0	17
Smith, Adam	5-17	4-9	2-2	6	1	16	2	0	0	0	35
Georges-Hunt, M	1-6	0-2	3-4	1	2	5	4	2	0	2	33
Jackson, Tadic	0-0	0-0	0-0	3	1	0	0	1	0	0	11
Heath, Josh	0-2	0-0	1-2	0	3	1	3	0	0	0	17
Jacobs, Nick	5-7	0-0	6-7	6	1	16	0	2	1	0	22
Lammers, Ben	1-1	0-0	0-0	3	0	2	0	0	0	0	12
Totals	24-55	8-15	12-18	41	17	68	12	9	4	3	200
FG%	1st Half: 14-29 48.3%	2nd Half: 10-26 38.5%	Game: 43.6%								
3FG%	1st Half: 5-9 55.6%	2nd Half: 3-6 50.0%	Game: 53.3%								
FT%	1st Half: 2-2 100%	2nd Half: 10-16 62.5%	Game: 66.7%								

Score by Periods

	1st	2nd	Total
Virginia	24	40	64
Georgia Tech	35	33	68

Officials: Mike Eades, Jerry Heater, Raymond Styons

Attendance: 8073

Points in the paint-VA 34,GT 18. Points off turnovers-VA 10,GT 8.

2nd chance points-VA 7,GT 15. Fast break points-VA 13,GT 8.

Bench points-VA 8,GT 19. Score tied-3 times. Lead changed-2 times.

Last FG-VA 2nd-00:01, GT 2nd-02:22.

Largest lead-VA by 2 1st-16:26, GT by 15 1st-01:21.

VA led for 00:13. GT led for 36:51. Game was tied for 02:56.

GAME 17

Notre Dame 72, Georgia Tech 64

Jan. 13, 2016 • South Bend, Ind.

Zach Auguste scored 24 points, most of those coming around the rim as he and Demetrius Jackson kicked their pick-and-roll game up a notch in a 72-64 ACC win over Georgia Tech.

Auguste scored four straight field goals five minutes into the second half to help the Irish build a seven-point lead, a result of Irish coach Mike Brey's decision to create space inside by playing a more guard-heavy lineup around the 6-foot-10 Auguste.

Auguste also grabbed nine rebounds and shot 10-for-13 from the field, despite being a focus of Georgia Tech's defense coming in.

Georgia Tech forward Nick Jacobs scored all 10 of his points in a row during the second half to counter Auguste and keep the Yellow Jackets close.

After going scoreless in the first half, Jackson finished with 18 points, nine rebounds and eight assists for the Irish (11-5, 2-2).

Notre Dame hit 11 of 12 free throws over the final two minutes, including eight straight from Jackson, to seal the victory. Jackson was just 2-for-11 from the field, but finished 13-for-14 from the line.

Marcus Georges-Hunt scored 18 points to lead Georgia Tech (11-6, 1-3) and Adam Smith added 15.

The Irish used a 7-0 run to earn some breathing room with 4:30 to play, but Georges-Hunt responded for Tech with a 3-point play followed by Smith's fadeaway 3-pointer to cut it to 61-58 with 3:25 to go.

That was as close as the Yellow Jackets would get the rest of the way.

GEORGIA TECH (11-6, 1-3 ACC)

Player	FG-A	3P-A	FT-A	Reb	PF	Pts	A	TO	Bk	S	MIN
Mitchell, Charles	3-9	0-0	1-2	13	1	7	0	2	0	1	25
Stephens, Quinton	1-8	0-3	0-2	5	0	2	0	0	0	0	23
White, James	0-0	0-0	1-2	2	3	1	1	0	0	0	12
Smith, Adam	4-14	4-11	3-4	2	3	15	2	0	0	0	31
Georges-Hunt, M	7-16	0-3	4-4	3	4	18	3	1	0	1	37
Jackson, Tadic	2-5	1-2	2-2	1	1	7	0	0	0	0	12
Jorgenson, Travis	0-0	0-0	0-0	0	0	0	0	0	0	0	4
Heath, Josh	1-4	0-0	0-0	3	4	2	5	1	0	0	23
Jacobs, Nick	5-14	0-0	0-0	4	3	10	0	1	0	0	15
Lammers, Ben	1-2	0-0	0-1	7	2	2	0	0	0	3	18
Totals	24-72	5-19	11-17	43	21	64	11	5	3	2	200
FG%	1st Half: 9-36 25.0%	2nd Half: 15-36 41.7%	Game: 33.3%								
3FG%	1st Half: 1-8 12.5%	2nd Half: 4-11 36.4%	Game: 26.3%								
FT%	1st Half: 8-12 66.7%	2nd Half: 3-5 60.0%	Game: 64.7%								

NOTRE DAME (11-5, 2-2 ACC)

Player	FG-A	3P-A	FT-A	Reb	PF	Pts	A	TO	Bk	S	MIN
Beachem,VJ	1-3	0-1	4-4	5	2	6	0	0	1	0	28
Ryan,Matt	3-9	1-6	3-4	7	3	10	1	0	0	1	35
Auguste,Zach	10-13	0-0	4-6	9	1	24	0	1	2	0	34
Jackson, Demetrius	2-11	1-7	13-14	9	3	18	8	3	0	1	39
Vasturia,Steve	3-9	0-1	0-0	4	0	6	2	1	0	0	39
Pfueger,Rex	0-0	0-0	0-0	0	4	0	0	0	0	0	4
Farrell,Matt	0-2	0-0	0-0	0	0	0	0	0	0	0	4
Colson,Bonzie	2-7	0-0	4-4	4	3	8	0	1	0	1	17
Totals	21-54	2-15	28-32	43	16	72	11	6	3	3	200
FG%	1st Half: 10-31 32.3%	2nd Half: 11-23 47.8%	Game: 38.9%								
3FG%	1st Half: 1-7 14.3%	2nd Half: 1-8 12.5%	Game: 13.3%								
FT%	1st Half: 9-10 90.0%	2nd Half: 19-22 86.4%	Game: 87.5%								

Score by Periods

	1st	2nd	Total
Georgia Tech	27	37	64
Notre Dame	30	42	72

Officials: Terry Wymer, Tim Comer, Jeff Clark

Attendance: 7795

Points in the paint-GT 32,ND 38. Points off turnovers-GT 8,ND 4.

2nd chance points-GT 16,ND 14. Fast break points-GT 0,ND 4.

Bench points-GT 21,ND 8. Score tied-6 times. Lead changed-2 times.

Last FG-GT 2nd-00:29, ND 2nd-04:24.

Largest lead-GT by 2 1st-09:47, ND by 9 2nd-04:24.

GT led for 00:42. ND led for 34:07. Game was tied for 05:11.

GAME 18

Virginia Tech 78, Georgia Tech 77

Jan. 16, 2015 • McCamish Pavilion

Seth Allen's free throw with three seconds left lifted Virginia Tech to a 78-77 win over Georgia Tech, capping a furious free throw barrage that helped the Hokies rally from a 10-point deficit over the final 4:14.

Marcus Georges-Hunt scored 16 of his career-high 27 points in the second half for Georgia Tech (11-7, 1-4 ACC), which led 44-33 at halftime.

After Georges-Hunt's 3-point play with 4:32 left in the game, Georgia Tech Charles Mitchell rebounded Kerry Blackshear Jr.'s miss but threw the ball away. Justin Robinson intercepted, and scored.

Mitchell then threw the ball away on the inbound pass, and Allen was fouled by Josh Heath after picking off the pass. He made both, and the Hokies scored four points in six seconds to trail 74-68 with 4:08 remaining.

Josh Heath, a point guard, had two turnovers in the final three minutes, and Adam Smith fouled Allen after his steal on the second. With 1:37 left, he made two free throws to make it 75-all - the first tie since the opening tip.

Zach LeDay led Virginia Tech with 21 points and seven rebounds, and his 10-footer with 57 seconds left was good for the Hokies' first lead, 77-75. Georges-Hunt countered with a layup to tie 20 seconds later.

Allen soon drove, and after pump-faking in the lane, he was fouled by Mitchell with 3.4 seconds remaining. Allen made the first free throw, and Georgia Tech rebounded the second.

After a timeout, Georges-Hunt was unable to get off a shot when he was tied up by LeDay as time expired.

VIRGINIA TECH (12-6, 4-1 ACC)

Player	FG-A	3P-A	FT-A	Reb	PF	Pts	A	TO	Bk	S	MIN
Henry,Shane	1-1	0-0	0-0	2	3	2	0	1	0	0	9
LeDay,Zach	7-15	1-4	6-8	7	1	21	0	2	4	0	33
Allen,Seth	1-4	0-1	11-13	2	3	13	4	5	1	2	26
Bibbs,Justin	2-8	2-5	2-2	5	2	8	1	0	0	0	33
Hudson,Jalen	3-6	1-1	0-2	1	0	7	2	0	0	0	21
Robinson,Justin	4-7	0-1	1-2	2	2	9	4	1	0	1	23
Wilson,Devin	1-1	0-0	2-2	0	1	4	1	1	0	1	24
Pierce,Satchel	2-3	0-0	0-0	3	4	4	0	1	0	0	6
Blackshear,Jr,Kerry	2-6	0-0	6-7	6	3	10	0	2	0	1	25
Totals	23-51	4-12	28-36	31	19	78	12	14	5	5	200
FG%	1st Half: 13-27 48.1%	2nd Half: 10-24 41.7%	Game: 45.1%								
3FG%	1st Half: 2-5 40.0%	2nd Half: 2-7 28.6%	Game: 33.3%								
FT%	1st Half: 5-9 55.6%	2nd Half: 23-27 85.2%	Game: 77.8%								

GEORGIA TECH (11-7, 1-4 ACC)

Player	FG-A	3P-A	FT-A	Reb	PF	Pts	A	TO	Bk	S	MIN
Mitchell, Charles	3-8	0-0	0-2	5	5	6	3	2	1	1	23
Stephens, Quinton	1-3	0-2	2-2	3	2	4	1	0	1	0	13
White, James	1-3	0-0	0-2	5	3	2	0	0	0	3	19
Smith, Adam	2-13	1-7	0-0	1	3	5	3	0	0	0	31
Georges-Hunt, M	11-18	2-4	3-4	4	2	27	2	4	0	0	34
Jackson, Tadic	3-5	1-2	0-0	2	1	7	1	2	0	0	14
Jorgenson, Travis	1-1	0-0	0-0	3	2	2	4	0	0	1	13
Heath, Josh	1-2	0-0	1-2	0	2	3	2	3	0	0	15
Jacobs, Nick	7-11	0-0	1-2	7	2	15	0	2	1	1	21
Lammers, Ben	2-2	0-0	2-2	6	3	6	0	0	4	0	17
Totals	32-66	4-15	9-16	38	25	77	16	13	10	3	200
FG%	1st Half: 17-34 50.0%	2nd Half: 15-32 46.9%	Game: 48.5%								
3FG%	1st Half: 3-7 42.9%	2nd Half: 1-8 12.5%	Game: 26.7%								
FT%	1st Half: 6-7 85.7%	2nd Half: 3-9 33.3%	Game: 56.3%								

Score by Periods

	1st	2nd	Total
Virginia Tech	33	45	78
Georgia Tech	43	34	77

Officials: Bryan Kersey, Jamie Luckie, William Humes

Attendance: 6470

Points in the paint-VT 38,GT 52. Points off turnovers-VT 14,GT 20.

2nd chance points-VT 3,GT 11. Fast break points-VT 14,GT 28.

Bench points-VT 27,GT 33. Score tied-2 times. Lead changed-1 time.

Last FG-VT 2nd-00:58, GT 2nd-00:30.

2015-16 GAME SUMMARIES

GAME 19

Louisville 75, Georgia Tech 71

Jan. 23, 2016 • McCamish Pavilion

Damon Lee scored 17 points, Anas Mahmoud added 15 and Louisville held on in the closing seconds for its third straight win, beating snake-bitten Georgia Tech 75-71.

Mahmoud was in the middle of a crucial sequence with 1:01 remaining that helped the Cardinals (16-3, 5-1 Atlantic Coast Conference) hold on.

With the scored tied at 69, the 7-foot sophomore got free under the basket for a pass from Trey Lewis. Marcus Georges-Hunt came in from behind to make the block, but he appeared to get Mahmoud with the body.

Georges-Hunt, who led the Yellow Jackets with 23 points, fouled out on the play. Mahmoud made both free throws to give Louisville a lead it wouldn't relinquish.

Georgia Tech (11-8, 1-5) has lost its five ACC games by a total of 26 points.

After Mahmoud's free throws, Georgia Tech struggled to get off a shot with Georges-Hunt on the bench. Tadic Jackson drove toward the lane, tried to make an awkward pass back to Adam Smith, only to have Lee step in for the steal.

The Yellow Jackets were forced to foul Quentin Snider, who made both free throws with 25.2 seconds remaining. Smith scored on a driving layup to give Georgia Tech one more chance, but Donovan Mitchell knocked down two free throws to seal the victory.

Lewis and Chinanu Onuaku had 12 points each for the Cardinals. Mitchell chipped in with 11.

Georges-Hunt carried the offensive load for the Yellow Jackets, drawing foul after foul before he fouled out. He finished 12 of 12 at the free throw line. Smith finished with 12 points.

LOUISVILLE (16-3, 5-1 ACC)

Player	FG-A	3P-A	FT-A	Reb	PF	Pts	A	TO	Bk	S	MIN
Johnson, Jaylen	1-6	0-1	0-1	2	2	2	0	1	0	1	15
Onuaku, Chinanu	4-11	0-0	4-5	11	4	12	4	0	1	1	30
Lee, Damon	6-11	3-6	2-3	3	3	17	2	2	0	1	38
Snider, Quentin	1-5	0-2	2-4	5	2	4	3	1	0	0	24
Lewis, Trey	5-11	2-5	0-1	1	0	12	2	1	0	1	36
Spalding, Ray	1-2	0-0	0-1	0	3	2	0	0	0	0	8
Mahmoud, Anas	6-9	0-0	3-6	4	0	15	2	0	1	0	27
Adel, Deng	0-1	0-1	0-0	1	0	0	0	0	0	0	2
Mitchell, Donovan	3-5	1-3	4-4	3	3	11	0	1	0	1	20
Totals	27-61	6-18	15-25	33	17	75	13	6	2	5	200
FG%	1st Half: 12-36 33.3%		2nd Half: 15-25 60.0%		Game: 44.3%						
3FG%	1st Half: 3-10 30.0%		2nd Half: 3-8 37.5%		Game: 33.3%						
FT%	1st Half: 5-6 83.3%		2nd Half: 10-19 52.6%		Game: 60.0%						

GEORGIA TECH (11-8, 1-5 ACC)

Player	FG-A	3P-A	FT-A	Reb	PF	Pts	A	TO	Bk	S	MIN
Mitchell, Charles	1-4	0-0	0-2	10	2	2	1	2	0	0	23
White, James	0-2	0-0	0-0	1	2	0	0	1	1	0	10
Smith, Adam	5-12	1-5	1-2	2	1	12	2	1	0	2	29
Georges-Hunt, M	5-12	1-2	12-12	5	5	23	2	2	1	0	28
Jorgenson, Travis	1-5	0-1	0-0	2	1	2	1	2	0	0	21
Jackson, Tadic	2-3	1-1	1-1	2	3	6	0	1	0	1	12
Heath, Josh	2-2	1-1	1-2	0	3	6	2	0	0	0	17
Stephens, Quinton	2-6	0-3	0-0	3	1	4	1	0	0	1	14
Jacobs, Nick	6-10	0-0	4-4	10	1	16	0	1	0	0	29
Lammers, Ben	0-1	0-0	0-0	4	2	0	0	0	0	2	17
Totals	24-57	4-13	19-23	41	21	71	9	11	4	4	200
FG%	1st Half: 13-33 39.4%		2nd Half: 11-24 45.8%		Game: 42.1%						
3FG%	1st Half: 2-7 28.6%		2nd Half: 2-6 33.3%		Game: 30.8%						
FT%	1st Half: 11-12 91.7%		2nd Half: 8-11 72.7%		Game: 82.6%						

Score by Periods	1st	2nd	Total
Louisville	32	43	75
Georgia Tech	39	32	71

Officials: Roger Ayers, Sean Hull, Tim Comer

Attendance: 7829

Points in the paint-UL 32,GT 30. Points off turnovers-UL 8,GT 10.

2nd chance points-UL 10,GT 15. Fast break points-UL 17,GT 14.

Bench points-UL 28,GT 32. Score tied-9 times. Lead changed-11 times.

Last FG-UL 2nd-03:28, GT 2nd-00:19.

Largest lead-UL by 7 1st-15:02, GT by 8 2nd-13:43.

UL led for 16:42. GT led for 18:18. Game was tied for 05:00.

GAME 20

Georgia Tech 90, NC State 83

Jan. 27, 2016 • Raleigh, N.C.

Marcus Georges-Hunt scored 26 points - including a five-point possession that started the decisive second-half run - to help Georgia Tech beat North Carolina State 90-83.

Nick Jacobs added 20 points for the Yellow Jackets (12-8, 2-5 Atlantic Coast Conference), who led nearly all night in a matchup of teams sitting near the bottom of the league standings.

The Yellow Jackets again had some trouble protecting a double-digit lead Wednesday, but did enough to hold off Anthony "Cat" Barber and Abdul-Malik Abu in what amounted to a two-man offensive attack for the Wolfpack (11-10, 1-7).

After the Wolfpack closed a 14-point gap to a point midway through the second half, Georgia Tech answered with a 15-1 burst that began with a critical sequence.

Georges-Hunt first scored over BeeJay Anya while being fouled at the 10:32 mark, then official Brian Kersey whistled Abu after he slammed the ball to the court in frustration. Georges-Hunt made the two technical free throws, followed by one more to complete his three-point play to push the lead to 59-53.

Georgia Tech eventually pushed that margin to 69-54 on Jacobs' hook shot at the 7:16 mark to complete the 15-1 run that saw N.C. State miss eight straight shots and go 4 1/2 minutes without a basket.

The Wolfpack got as close as five in the final minutes but no closer, snapping a five-game winning streak in the series dating to January 2012.

Barber, the ACC's leading scorer at 22.1 points per game, scored 36 points on 13-for-27 shooting. Abu added a career-high 22 points to go with 11 rebounds for N.C. State.

GEORGIA TECH (12-8, 2-5 ACC)

Player	FG-A	3P-A	FT-A	Reb	PF	Pts	A	TO	Bk	S	MIN
Smith, Adam	5-12	4-10	6-6	3	1	20	2	3	0	0	33
georges-Hunt, M	8-17	1-3	9-9	3	4	26	3	2	2	1	34
Heath, Josh	0-3	0-0	4-4	3	3	4	2	0	0	3	26
Jacobs, Nick	8-14	0-0	4-4	7	2	20	1	0	1	1	29
White, James	3-5	0-0	0-0	3	4	6	2	1	1	0	14
Mitchell, Charles	4-8	0-0	3-7	10	3	11	1	0	1	0	27
Jackson, Tadic	0-5	0-1	2-2	1	0	2	2	0	0	1	13
Stephens, Quinton	0-2	0-0	0-0	3	1	0	2	3	0	1	14
Lammers, Ben	0-0	0-0	1-2	4	2	1	0	0	0	0	10
Totals	28-66	5-14	29-34	43	20	90	15	9	5	7	201
FG%	1st Half: 18-38 47.4%		2nd Half: 10-28 35.7%		Game: 42.4%						
3FG%	1st Half: 5-9 55.6%		2nd Half: 0-5 0.0%		Game: 35.7%						
FT%	1st Half: 6-6 100%		2nd Half: 23-28 82.1%		Game: 85.3%						

NC STATE (11-10, 1-7 ACC)

Player	FG-A	3P-A	FT-A	Reb	PF	Pts	A	TO	Bk	S	MIN
Abu, Abdul-Malik	9-18	0-0	4-6	11	3	22	1	6	0	0	37
Freeman, Lennard	0-0	0-0	0-0	3	4	0	0	0	0	0	24
Barber, Anthony	13-27	2-5	8-8	4	4	36	5	0	0	2	40
Martin, Cody	1-2	0-0	1-2	5	5	3	3	1	0	0	18
Rowan, Maverick	3-8	3-6	4-5	1	2	13	0	1	0	0	33
Martin, Caleb	1-5	1-3	2-3	4	3	5	1	1	0	1	29
Anya, BeeJay	2-4	0-0	0-0	3	3	4	1	1	4	1	19
Totals	29-64	6-14	19-24	35	24	83	11	10	4	4	200
FG%	1st Half: 13-29 44.8%		2nd Half: 16-35 45.7%		Game: 45.3%						
3FG%	1st Half: 0-5 0.0%		2nd Half: 6-9 66.7%		Game: 42.9%						
FT%	1st Half: 7-7 100%		2nd Half: 12-17 70.6%		Game: 79.2%						

Score by Periods	1st	2nd	Total
Georgia Tech	47	43	90
NC State	33	50	83
Fouled out: NCSU: #15 Martin, Co. at 0:51.4 in 2nd half			

Officials: Brian Kersey, Tim Kelly, Lamar Simpson

Technical fouls: Georgia Tech-White, James. NC State-Abu, Abdul-Malik.

Attendance: 15945

Points in the paint-GT 36,ST 30. Points off turnovers-GT 10,ST 10.

2nd chance points-GT 15,ST 11. Fast break points-GT 11,ST 0.

Bench points-GT 14,ST 9. Score tied-5 times. Lead changed-4 times.

Last FG-GT 2nd-02:55, ST 2nd-00:14.

Largest lead-GT by 15 2nd-07:16, ST by 1 1st-16:58.

GT led for 37:49. ST led for 00:57. Game was tied for 01:14.

GAME 21

Syracuse 60, Georgia Tech 57

Jan. 30, 2016 • Syracuse, N.Y.

Three foul shots down the stretch by Syracuse lifted the Orange to a 60-57 win over Georgia Tech.

The victory was the fifth in six games for the streaking Orange (15-8, 5-5). Adam Smith missed a desperation 3 at the buzzer for the Yellow Jackets (12-9, 2-6).

The game was the second straight low-scoring affair between the two teams. Syracuse outlasted Georgia Tech 46-45 a year ago.

Michael Gbinije led the Orange with 16 points. Richardson scored all of his 13 points in the second half. DaJuan Coleman chipped in with 11.

Nick Jacobs had 14 points for the Yellow Jackets. Smith added 13 and Ben Lammers had 10.

Georgia Tech went on a 7-0 run, capped by an NBA-length 3 by Smith, to take a 46-44 lead with 13:17 to go. The teams were tied at 49 when Lammers scored on an alley-oop to give the Yellow Jackets the lead with 6:03 remaining.

Syracuse then missed the front end of consecutive 1-and-1 opportunities. A Jacobs layup gave the Yellow Jackets a 53-49 margin with more than five minutes to go. Malachi Richardson hit a 3 from the top of the key to bring the Orange within one.

Syracuse freshman Franklin Howard hit 1 of 2 free throws to tie the game at 53. Gbinije's two free throws gave the Orange a 57-55 lead with 1:25 to go, setting up Richardson's shots at the line.

Syracuse started out the game ice cold, hitting just four off its first 16 shots but then hit 10 of its next 16.

GEORGIA TECH (12-9, 2-6 ACC)

Player	FG-A	3P-A	FT-A	Reb	PF	Pts	A	TO	Bk	S	MIN
Jacobs, Nick	6-15	0-0	2-4	7	2	14	0	2	0	1	30
White, James	2-3	0-0	0-0	4	3	4	1	0	0	0	10
Smith, Adam	5-14	3-9	0-0	2	2	13	4	1	0	0	34
Georges-Hunt, M	1-5	1-5	3-4	3	4	6	4	2	1	2	37
Heath, Josh	0-1	0-0	1-2	1	0	1	1	1	0	0	15
Mitchell, Charles	2-6	0-0	1-2	7	1	5	0	1	1	1	17
Jackson, Tadic	0-2	0-2	1-2	1	3	1	3	1	0	0	19
Stephens, Quinton	1-2	1-2	0-0	6	1	3	0	1	0	0	16
Lammers, Ben	4-8	0-0	2-2	7	3	10	1	0	0	2	22
Totals	21-56	5-18	10-16	40	19	57	14	12	2	6	200
FG%	1st Half: 13-29 44.8%		2nd Half: 8-27 29.6%		Game: 37.5%						
3FG%	1st Half: 4-10 40.0%		2nd Half: 1-8 12.5%		Game: 27.8%						
FT%	1st Half: 5-8 62.5%		2nd Half: 5-8 62.5%		Game: 62.5%						

SYRACUSE (15-8, 5-5 ACC)

Player	FG-A	3P-A	FT-A	Reb	PF	Pts	A	TO	Bk	S	MIN
Roberson, Tyler	3-5	0-0	0-2	8	3	6	2	2	0	0	30
Richardson, Malachi	4-10	1-4	4-8	7	2	13	2	4	0	1	36
Coleman, DaJuan	4-5	0-0	3-4	3	5	11	0	2	1	1	24
Gbinije, Michael	5-10	2-5	4-5	0	2	16	3	2	0	3	38
Cooney, Trevor	3-12	1-5	0-0	4	2	7	2	1	0	0	34
Howard, Franklin	0-1	0-0	1-2	3	0	1	6	0	1	0	14
Lydon, Tyler	2-7	2-4	0-0	6	0	6	0	1	2	0	24
Totals	21-50	6-18	12-21	35	14	60	15	12	4	5	200
FG%	1st Half: 14-32	43.8%	2nd Half: 7-18	38.9%							Game: 42.0%
3FG%	1st Half: 4-10	40.0%	2nd Half: 2-8	25.0%							Game: 33.3%
FT%	1st Half: 3-6	50.0%	2nd Half: 9-16	56.3%							Game: 57.1%

2015-16 GAME SUMMARIES

GAME 22

Duke 80, Georgia Tech 71

Feb. 2, 2016 • McCamish Pavilion

Georgia Tech finished the game with four double-figure scorers, but it wasn't enough to take down Duke.

Adam Smith and Nick Jacobs each had a team-high 17 points. Tadic Jackson finished with 15 and Marcus Georges-Hunt finished with 10 points. Jacobs led the team with eight rebounds as well.

Grayson Allen scored 27 points and Duke dominated much of the second half, pulling away for an 80-71 victory over Georgia Tech with associate head coach Jeff Capel running things on the sideline.

Mike Krzyzewski did not travel to Atlanta, becoming ill after the team meal Monday evening. Duke (16-6, 5-4 Atlantic Coast Conference) slipped from The Associated Press rankings after losing four of its previous five games.

It looked like the skid might continue when Georgia Tech (12-10, 2-7) shot 58 percent in the first half, going to the break with a 40-36 lead and doing pretty much whatever it wanted offensively.

But the Blue Devils clamped down in the second half, switching from a zone to a clingy man-to-man that limited the Yellow Jackets to just 13 of 42 (31 percent) from the field. Duke led by as many as 17 points before Georgia Tech rallied in the closing minutes.

Before fouling out with less than a minute to go, Allen connected on 7 of 10 from 3-point range.

The Yellow Jackets, on the other hand, connected on just 2 of 19 from beyond the arc, ruining any chance of finishing a comeback that brought them as close as seven points.

DUKE (16-6, 5-4 ACC)

Player	FG-A	3P-A	FT-A	Reb	PF	Pts	A	TO	Bk	S	MIN
Ingram, Brandon	3-15	1-4	7-8	10	0	14	2	2	4	0	39
Plumlee, Marshall	4-4	0-0	0-2	12	4	8	2	1	0	0	31
Allen, Grayson	9-17	7-10	2-2	7	5	27	4	3	0	1	37
Thomton, Derrynck	7-11	1-3	0-2	4	0	15	3	2	0	1	30
Jones, Matt	2-6	2-5	0-0	2	1	6	4	1	0	1	39
Jeter, Chase	1-1	0-0	0-0	1	4	2	0	0	0	0	8
Kennard, Luke	2-4	0-1	4-4	1	2	8	1	0	0	0	15
Vrankovic, Antonio	0-0	0-0	0-0	0	1	0	0	1	0	0	1
Totals	28-58	11-23	13-18	39	17	80	16	10	4	3	200
FG%	1st Half: 12-29 41.4% 2nd Half: 16-29 55.2% Game: 48.3%										
3FG%	1st Half: 6-13 46.2% 2nd Half: 5-10 50.0% Game: 47.8%										
FT%	1st Half: 6-8 75.0% 2nd Half: 7-10 70.0% Game: 72.2%										

GEORGIA TECH (12-10, 2-7 ACC)

Player	FG-A	3P-A	FT-A	Reb	PF	Pts	A	TO	Bk	S	MIN
Jacobs, Nick	8-14	0-0	1-1	8	2	17	0	1	0	1	25
White, James	2-4	0-0	0-0	7	2	4	1	0	0	0	18
Smith, Adam	8-19	1-6	0-1	6	0	17	1	0	0	0	32
Georges-Hunt, M	3-9	1-5	3-4	2	2	10	7	1	1	1	32
Heath, Josh	0-2	0-0	0-0	0	1	0	3	0	0	0	15
Mitchell, Charles	1-4	0-0	0-0	6	0	2	0	1	0	0	11
Jackson, Tadic	6-13	0-6	3-5	0	0	15	0	1	0	0	22
Jorgenson, Travis	1-2	0-1	0-0	1	1	2	3	0	0	0	12
Stephens, Quinton	1-4	0-1	0-0	3	4	2	1	2	1	2	20
Lammers, Ben	1-2	0-0	0-0	3	4	2	0	0	0	0	13
Totals	31-73	2-19	7-11	38	16	71	16	6	2	4	200
FG%	1st Half: 18-31 58.1% 2nd Half: 13-42 31.0% Game: 42.5%										
3FG%	1st Half: 2-8 25.0% 2nd Half: 0-11 0.0% Game: 10.5%										
FT%	1st Half: 2-5 40.0% 2nd Half: 5-6 83.3% Game: 63.6%										

Score by Periods

	1st	2nd	Total
Duke	36	44	80
Georgia Tech	40	31	71

Officials: Les Jones, Raymond Styons, Jeffrey Anderson

Attendance: 8600

Points in the paint-DU 30, GT 46. Points off turnovers-DU 4, GT 11.

2nd chance points-DU 12, GT 7. Fast break points-DU 17, GT 14.

Bench points-DU 10, GT 23. Score tied-5 times. Lead changed-9 times.

Last FG-DU 2nd-00:50, GT 2nd-00:27.

Largest lead-DU by 17 2nd-05:35, GT by 7 1st-06:05.

DU led for 17:13. GT led for 19:02. Game was tied for 03:21.

GAME 23

Miami 75, Georgia Tech 68

Feb. 7, 2016 • McCamish Pavilion

Sheldon McClellan scored 22 points, but Ja'Quon Newton's 3-pointer while falling out of bounds was the shot that carried the 17th-ranked Hurricanes to a 75-68 victory over hard-luck Georgia Tech on Sunday.

In a game that was tight all the way, the Hurricanes (18-4, 7-3 Atlantic Coast Conference) needed a shot like that to hold on for their fifth win in six games. Newton's basket made it 66-60, and Georgia Tech didn't get closer than four points the rest of the game.

Georgia Tech (12-11, 2-8) lost another tight one in the ACC, with all eight of its conference defeats being by less than 10 points.

Marcus Georges-Hunt scored 19 points, but it wasn't enough to lift Georgia Tech over Miami. Adam Smith added 14 points and five assists for Georgia Tech.

Miami made nine straight free throws in the final minute to seal their second ACC road win.

The margin was never more than seven points, but Miami tenaciously led throughout the second half after being up 33-32 at the break.

The Yellow Jackets came in as one of the nation's top rebounding teams, but Miami held its own in the lane. Georgia Tech managed just a 31-30 edge on the boards and got little production out of its big men, tumbling to its sixth loss in seven games. Nick Jacobs and Charles Mitchell were held to eight points apiece.

MIAMI (18-4, 7-3 ACC)

Player	FG-A	3P-A	FT-A	Reb	PF	Pts	A	TO	Bk	S	MIN
Murphy/Kamari	4-5	0-0	2-2	3	1	10	0	2	0	0	23
Jekiri, Tonye	4-8	0-0	0-0	9	1	8	1	1	0	1	32
Reed, Davon	6-11	1-3	2-4	4	1	15	2	0	0	1	30
McClellan, Sheldon	7-9	2-2	6-8	2	3	22	0	0	1	0	35
Rodriguez, Angel	0-6	0-2	0-0	3	5	0	6	1	0	0	24
Newton, Ja'Quon	5-11	1-1	3-3	4	2	14	2	2	0	2	27
Lawrence, Anthony	2-4	0-2	1-2	3	2	5	3	0	1	0	21
Palmer, James	0-2	0-1	1-2	1	0	1	0	0	0	0	6
Uceda, Ivan Cruz	0-1	0-1	0-0	0	0	0	0	0	0	0	2
Totals	28-57	4-12	15-21	30	15	75	14	6	2	4	200
FG%	1st Half: 15-32 46.9% 2nd Half: 13-25 52.0% Game: 49.1%										
3FG%	1st Half: 0-4 0.0% 2nd Half: 4-8 50.0% Game: 33.3%										
FT%	1st Half: 3-7 42.9% 2nd Half: 12-14 85.7% Game: 71.4%										

GEORGIA TECH (12-11, 2-8 ACC)

Player	FG-A	3P-A	FT-A	Reb	PF	Pts	A	TO	Bk	S	MIN
Mitchell, Charles	4-6	0-0	0-0	2	4	8	0	2	0	0	29
Jacobs, Nick	4-9	0-0	0-0	4	1	8	0	0	0	1	28
Smith, Adam	5-12	2-5	2-2	4	2	14	5	4	0	1	30
Georges-Hunt, M	6-14	3-5	4-7	2	4	19	1	2	0	0	33
Heath, Josh	1-1	0-0	2-2	1	2	4	2	1	0	0	14
Jackson, Tadic	5-9	2-4	1-4	2	3	13	2	1	0	1	22
Jorgenson, Travis	0-0	0-0	0-0	2	1	0	2	1	0	0	8
Stephens, Quinton	0-0	0-0	0-0	1	2	0	1	1	0	0	13
White, James	0-0	0-0	0-0	1	1	0	0	0	0	0	6
Lammers, Ben	1-1	0-0	0-1	6	0	2	0	1	3	0	17
Totals	26-52	7-14	9-16	31	20	68	13	14	3	3	200
FG%	1st Half: 13-28 46.4% 2nd Half: 13-24 54.2% Game: 50.0%										
3FG%	1st Half: 3-8 37.5% 2nd Half: 4-6 66.7% Game: 50.0%										
FT%	1st Half: 3-3 100% 2nd Half: 6-13 46.2% Game: 56.3%										

Score by Periods

	1st	2nd	Total
Miami	33	42	75
Georgia Tech	32	36	68

Officials: Brian Dorsey, Tim Comer, Joe Lindsay

Attendance: 5569

Points in the paint-UM 36, GT 26. Points off turnovers-UM 18, GT 7.

2nd chance points-UM 3, GT 15. Fast break points-UM 6, GT 10.

Bench points-UM 20, GT 15. Score tied-3 times. Lead changed-3 times.

Last FG-UM 2nd-01:49, GT 2nd-00:22.

Largest lead-UM by 7 2nd-10:19, GT by 6 1st-08:13.

UM led for 21:52. GT led for 15:57. Game was tied for 02:11.

GAME 24

Georgia Tech 71, Wake Forest 66

Feb. 10, 2016 • McCamish Pavilion

Marcus Georges-Hunt scored a career-high 30 points, including four free throws in the final 30 seconds, and Georgia Tech held off Wake Forest 71-66, giving the Demon Deacons their ninth straight ACC loss.

Charles Mitchell had 14 points and 15 rebounds for Georgia Tech (13-11, 3-8 Atlantic Coast Conference). The Yellow Jackets snapped a three-game losing streak with only their second win in their last eight games.

Wake Forest (10-14, 1-11) has its longest streak of ACC losses since 11 straight at the end of the 2010-11 season.

Devin Thomas led the Demon Deacons with 20 points. Bryant Crawford had 10.

Georges-Hunt, a senior, topped his previous career high of 27 points against Virginia Tech on Jan. 16.

Crawford's 3-pointer with 46 seconds remaining cut Georgia Tech's lead to 66-64. Georges-Hunt made two free throws pushed the lead back to four points before Cornelius Hudson answered with a quick basket for Wake Forest.

Georges-Hunt added two more free throws to protect the lead. He was 7-for-7 from the line.

Georgia Tech led 5-3 before Wake Forest scored nine straight points, a run capped by a jam from Thomas. The Yellow Jackets did not reclaim the lead until almost midway through the second half. Soon after Thomas left the game with three fouls, a short jumper by Georges-Hunt gave Georgia Tech a 48-47 lead.

The Demon Deacons pulled even at 49-all but didn't lead again.

WAKE FOREST (10-14, 1-11 ACC)

Player	FG-A	3P-A	FT-A	Reb	PF	Pts	A	TO	Bk	S	MIN
Thomas, Devin	7-12	0-0	6-8	8	4	20	2	3	0	1	36
Mitoglou, Dinos	3-7	1-5	0-0	4	2	7	1	0	2	0	30
Miller-McIntyre, C	0-3	0-0	0-0	2	1	0	3	3	0	0	20
Wilbekin, Mitchell	3-5	1-3	0-0	0	3	7	2	1	0	1	21
Crawford, Bryant	4-10	1-5	1-2	3	4	10	6	5	0	3	34
Moore, Doral	0-0	0-0	0-0	2	2	0	0	1	0	0	2
McClinton, Greg	3-3	0-0	0-0	4	2	6	0	0	1	2	22
Collins, John	4-7	0-0	0-1	7	0	8	0	2	0	0	11
Watson, Rondale	0-1	0-1	0-0	1	1	0	1	0	0	0	4
Hudson, Cornelius	1-8	0-3	6-6	1	0	8	0	1	0	0	20
Totals	25-56	3-17	13-17	34	19	66	15	16	3	7	200
FG%	1st Half: 15-31 48.4% 2nd Half: 10-25 40.0% Game: 44.6%										
3FG%	1st Half: 2-9 22.2% 2nd Half: 1-8 12.5% Game: 17.6%										
FT%	1st Half: 7-8 87.5% 2nd Half: 6-9 66.7% Game: 76.5%										

GEORGIA TECH (13-11, 3-8 ACC)

Player	FG-A	3P-A	FT-A	Reb	PF	Pts	A	TO	Bk	S	MIN
Mitchell, Charles	6-13	0-0	2-4	15	1	14	0	3	0	0	23
White, James	2-5	0-0	1-2	2	2	5	1	2	2	2	20
Jackson, Tadic	1-2	0-0	0-0	2	2	2	1	1	0	0	8
Georges-Hunt, M	11-15	1-3	7-7	2	1	30	4	1	0	3	36
Heath, Josh	0-1	0-1	0-0	1	0	0	1	0	1	0	18
Smith, Adam	1-8	1-4	0-2	3	1	3	1	0	0	0	21
Jorgenson, Travis	0-2	0-1	0-0	0	0	0	2	0	0	0	14
Stephens, Quinton	1-5	0-1	0-0	4	3	2	3	1	0	0	25
Jacobs, Nick	4-8	0-0	3-5	3	2	11	1	1	1	0	21
Lammers, Ben	2-3	0-0	0-0	2	3	4	1	3	2	1	14
Totals	28-62	2-10	13-20	38	15	71	14	12	5	7	200
FG%	1st Half: 17-34	50.0%	2nd Half: 11-28	39.3%							Game: 45.2%
3FG%	1st Half: 1-6	16.7%	2nd Half: 1-4	25.0%							Game: 20.0%
FT%	1st Half: 10-13	76.9%	2nd Half: 13-17	76.5%							Game: 65.0%

2015-16 GAME SUMMARIES

GAME 25

Clemson 66, Georgia Tech 52

Feb. 13, 2016 • Greenville, S.C.

Clemson held Georgia Tech to 34.5 percent shooting, lowest by one of its Atlantic Coast Conference opponents this season, and had a season-best 10 steals in a 66-52 win.

Jaron Blossomgame scored 17 points for the Tigers (15-10, 8-5 ACC).

Clemson led 48-46 in a ragged, foul-marred game before Avry Holmes got a steal and a layup with just under eight minutes to go, and on the next possession, Sidy Djitte stole the ball again and Donte Grantham tipped in a missed layup to put the Tigers up six.

The Yellow Jackets (13-12, 3-9) missed their next 10 shots and couldn't get closer than five the rest of the way as Clemson's 18-6 run put the game away.

Holmes had six of Clemson's 10 steals. Jordan Roper added 15 points and Gabe Devoe nine rebounds for the Tigers.

Charles Mitchell scored 11 points and had a career-high 19 rebounds for the Yellow Jackets.

But Mitchell was about the only highlight inside for Georgia Tech. Clemson got 40 points in the paint to 20 for the Yellow Jackets, and the Tigers led 21-10 on second-chance points.

No put-back was more important than Landry Nnoko's basket with 4:29 left after Holmes missed two free throws. Nnoko worked around Mitchell, and instead of trailing by five with the ball, Georgia Tech was down seven points and never got closer.

GEORGIA TECH (13-12, 3-9 ACC)

Player	FG-A	3P-A	FT-A	Reb	PF	Pts	A	TO	Bk	S	MIN
Mitchell, Charles	5-13	0-0	1-2	19	2	11	0	1	0	0	30
Smith, Adam	3-11	0-3	6-6	1	1	12	2	1	0	0	34
Georges-Hunt, M	2-7	0-1	6-8	3	3	10	3	3	0	0	38
Heath, Josh	0-4	0-1	0-0	4	2	0	0	1	0	0	22
White, James	1-2	0-0	0-0	1	4	2	0	0	0	0	17
Jackson, Tadic	2-4	0-2	0-0	0	3	4	1	1	1	2	12
Jorgenson, Travis	0-1	0-0	0-0	1	0	0	0	2	0	0	8
Stephens, Quinton	4-7	1-4	0-0	6	2	9	0	2	1	0	21
Jacobs, Nick	2-6	0-0	0-0	0	3	4	0	2	0	1	12
Lammers, Ben	0-0	0-0	0-0	1	2	0	0	0	0	0	6
Totals	19-55	1-11	13-16	39	22	52	6	13	2	3	200
FG%	1st Half: 12-27 44.4%		2nd Half: 7-28 25.0%		Game: 34.5%						
3FG%	1st Half: 0-2 0.0%		2nd Half: 1-9 11.1%		Game: 9.1%						
FT%	1st Half: 8-10 80.0%		2nd Half: 5-6 83.3%		Game: 81.3%						

CLEMSON (15-10, 8-5 ACC)

Player	FG-A	3P-A	FT-A	Reb	PF	Pts	A	TO	Bk	S	MIN
Blossomgame, Jaron	5-16	0-3	7-7	7	0	17	1	1	0	0	36
Holmes, Avry	2-10	0-5	4-8	3	1	8	1	1	0	6	36
Grantham, Donte	3-7	1-1	2-2	3	4	9	0	1	0	2	25
Roper, Jordan	6-13	1-3	2-2	5	2	15	0	2	0	1	37
Nnoko, Landry	4-6	0-0	1-2	7	3	9	0	0	1	0	24
Robertin, Legend	0-1	0-0	0-0	0	1	0	0	0	0	0	2
DeVoe, Gabe	1-4	0-1	0-0	9	3	2	1	0	0	0	18
Hudson, Ty	0-0	0-0	0-0	0	1	0	0	0	0	0	4
Smith, Josh	0-0	0-0	0-0	1	1	0	0	0	0	0	4
Djitte, Sidy	3-3	0-0	0-0	1	1	6	0	1	0	1	14
Totals	24-60	2-13	16-21	37	17	66	3	6	1	10	200
FG%	1st Half: 15-34 44.1%		2nd Half: 9-26 34.6%		Game: 40.0%						
3FG%	1st Half: 1-9 11.1%		2nd Half: 1-4 25.0%		Game: 15.4%						
FT%	1st Half: 6-7 85.7%		2nd Half: 10-14 71.4%		Game: 76.2%						

Score by Periods

	1st	2nd	Total
Georgia Tech	32	20	52
Clemson	37	29	66

Officials: Sean Hull, Tim Kelly, Bill McCarthy

Attendance: 12232

Points in the paint: GT 20, CU 40. Points off turnovers: GT 6, CU 17.

2nd chance points: GT 11, CU 21. Fast break points: GT 2, CU 4.

Bench points: GT 17, CU 8. Score tied 6 times. Lead changed 2 times.

Last FG: GT 2nd-00:40, CU 2nd-02:12.

Largest lead: GT by 8 1st-12:53, CU by 14 2nd-01:33.

GT led for 11:39. CU led for 25:08. Game was tied for 03:13.

GAME 26

Georgia Tech 86, Florida State 80

Feb. 17, 2016 • Tallahassee, Fla.

Georgia Tech nearly squandered a 17-point lead in the second half but were able to hold on for an 86-80 win over Florida State. The victory snapped a 10-game losing streak to the Seminoles.

A driving layup by Dwayne Bacon brought Florida State within 82-80 with 24.1 seconds remaining. Marcus Georges-Hunt made a pair of free throws to make it a two-possession game and then blocked Bacon's shot on the ensuing possession as he tried to drive to the rim again. Adam Smith then got the rebound and made two more free throws to put it out of reach.

Another key was converting on second-chance opportunities. Georgia Tech was 9 of 21 on 3-pointers with three of them coming on open looks after getting an offensive rebound.

Adam Smith added 25 points while Quinton Stephens had 11 points and seven rebounds.

Freshman Terance Mann had a career-high 18 points and five rebounds for Florida State while Devon Bookert scored 15 and Xavier Rathan-Mayes 12. After winning four straight, the Seminoles (16-10, 6-8 ACC) have dropped their last three and might have seen their hopes of making the NCAA Tournament for the first time since 2012 dashed.

Georgia Tech started the second half on a 7-2 run and would lead by as many as 17 (64-47) with 8:05 remaining. The Seminoles weren't able to get within single digits until there was 2:59 left when Dwayne Bacon made a pair of free throws to make it 73-65.

GEORGIA TECH (14-12, 4-9 ACC)

Player	FG-A	3P-A	FT-A	Reb	PF	Pts	A	TO	Bk	S	MIN
Mitchell, Charles	2-4	0-0	0-0	3	4	4	0	2	0	0	10
Stephens, Quinton	4-8	3-6	0-0	7	1	11	0	3	1	0	35
Jacobs, Nick	3-3	0-0	0-0	3	3	6	0	1	0	0	21
Smith, Adam	7-15	3-10	8-11	3	0	25	3	4	0	1	35
Georges-Hunt, M	6-10	3-4	12-16	2	3	27	4	1	1	0	38
Jackson, Tadic	0-4	0-1	0-0	1	0	0	4	1	0	0	9
Jorgenson, Travis	0-1	0-0	1-2	0	0	1	2	1	0	0	11
White, James	3-4	0-0	0-0	6	4	6	2	1	1	0	21
Lammers, Ben	3-3	0-0	0-1	6	5	6	1	0	1	0	20
Totals	28-52	9-21	21-30	32	20	86	16	14	4	1	200
FG%	1st Half: 17-31 54.8%		2nd Half: 11-21 52.4%		Game: 53.8%						
3FG%	1st Half: 4-10 40.0%		2nd Half: 5-11 45.5%		Game: 42.9%						
FT%	1st Half: 5-7 71.4%		2nd Half: 16-23 69.6%		Game: 70.0%						

FLORIDA STATE (16-10, 6-8 ACC)

Player	FG-A	3P-A	FT-A	Reb	PF	Pts	A	TO	Bk	S	MIN
Bojanovsky, Boris	4-5	0-0	2-2	2	1	10	0	1	0	1	19
Bacon, Dwayne	3-14	0-4	4-7	7	2	10	0	0	0	0	23
Beasley, Malik	3-6	0-2	3-4	3	5	9	2	1	0	1	32
Rathan-Mayes, X	4-8	0-1	4-4	1	5	12	6	1	0	1	31
Brandon, Montay	0-1	0-0	2-2	0	4	2	0	0	0	0	6
Bookert, Devon	5-9	3-5	2-2	2	3	15	3	4	0	1	35
Bell, Benj	0-2	0-0	0-0	0	1	0	1	0	0	0	8
Mann, Terance	6-7	1-1	5-6	5	3	18	1	1	0	2	30
Smith, Jarquez	2-3	0-0	0-0	4	1	4	0	1	1	0	16
Totals	27-55	4-13	22-27	25	25	80	13	9	1	6	200
FG%	1st Half: 14-31 45.2%		2nd Half: 13-24 54.2%		Game: 49.1%						
3FG%	1st Half: 2-7 28.6%		2nd Half: 2-6 33.3%		Game: 30.8%						
FT%	1st Half: 4-7 57.1%		2nd Half: 18-20 90.0%		Game: 81.5%						

Score by Periods

	1st	2nd	Total
Georgia Tech	43	43	86
Florida State	34	46	80

Officials: Tim Nestor, Terry Wymer, Jeff Clark

Attendance: 6217

Points in the paint: GT 24, FS 40. Points off turnovers: GT 5, FS 21.

2nd chance points: GT 10, FS 13. Fast break points: GT 4, FS 9.

Bench points: GT 13, FS 37. Score tied 1 time. Lead changed 0 times.

Last FG: GT 2nd-04:18, FS 2nd-00:24.

Largest lead: GT by 17 2nd-08:05, FS None.

GT led for 39:23. FS led for 00:00. Game was tied for 00:37.

GAME 27

Georgia Tech 63, Notre Dame 62

Feb. 20, 2016 • McCamish Pavilion

Marcus Georges-Hunt scored on a short jumper with 2 seconds remaining, lifting Georgia Tech to a 63-62 win over No. 19 Notre Dame, the Yellow Jackets' second straight win.

Georgia Tech coach Brian Gregory said there were options on the play, but no one was surprised the senior took the big shot.

Georgia Tech (15-12, 5-9 Atlantic Coast Conference) has won back-to-back ACC games for the first time since late in the 2013-14 season.

Zach Auguste and V.J. Beachem each had 13 points for Notre Dame (18-8, 9-5), which had won three straight but lost a chance to remain within a game of the ACC lead.

Georgia Tech led for most of the first 30 minutes but needed a late comeback after Notre Dame went ahead 60-54.

Georges-Hunt drove and made a spin move past Steve Vasturia before stopping near the basket and lofting up a shot that hung briefly on the rim before falling in.

Notre Dame didn't have enough time to get off a final shot, and Georges-Hunt was mobbed by teammates near midcourt.

Following a missed jumper by Notre Dame guard Demetrius Jackson, the scramble for the loose ball led to a tie up, with possession awarded to Georgia Tech with 17.6 seconds remaining. The Yellow Jackets called timeout with 10.4 seconds left to set up the winning play.

NOTRE DAME (18-8, 9-5 ACC)

Player	FG-A	3P-A	FT-A	Reb	PF	Pts	A	TO	Bk	S	MIN
Beachem, VJ	5-10	3-5	0-0	5	2	13	0	2	1	0	36
Auguste, Zach	6-9	0-0	1-4	9	2	13	0	2	0	0	29
Colson, Bonzie	3-6	0-0	4-5	6	3	10	1	0	0	0	25
Jackson, Demetrius	5-13	1-6	1-2	1	1	12	3	3	0	2	40
Vasturia, Steve	3-10	1-3	0-0	2	2	7	4	2	0	1	40
Pflueger, Rex	1-3	0-1	0-0	1	1	2	2	0	0	0	13
Torres, Austin	0-0	0-0	0-0	1	0	0	0	0	0	0	6
Ryan, Matt	1-3	1-3	2-2	1	1	5	0	0	0	0	11
Totals	24-54	6-18	8-13	32	12	62	10	1	3	200	
FG%	1st Half: 11-26 42.3%			2nd Half: 13-28 46.4%			Game: 44.4%				
3FG%	1st Half: 3-9 33.3%			2nd Half: 3-9 33.3%			Game: 33.3%				
FT%	1st Half: 5-6 83.3%			2nd Half: 3-7 42.9%			Game: 61.5%				

GEORGIA TECH (15-12, 5-9 ACC)

Player	FG-A	3P-A	FT-A	Reb	PF	Pts	A	TO	Bk	S	MIN
Mitchell, Charles	7-12	0-0	0-1	6	2	14	0	1	0	0	29
Stephens, Quinton	1-5	1-4	0-0	7	1	3	0	0	1	0	32
Jacobs, Nick	4-10	0-0	1-1	12	0	9	1	1	1	0	28
Smith, Adam	2-9	2-7	3-3	2	2	9	0	1	0	1	32
Georges-Hunt, M	7-17	1-4	4-7	3	0	19	7	1	0	1	4

2015-16 GAME SUMMARIES

GAME 28

Georgia Tech 75, Clemson 73

Feb. 23, 2016 • McCamish Pavilion

Marcus Georges-Hunt scored 25 points, including two free throws with three seconds remaining, and Georgia Tech came back from a second-half deficit of 13 points to beat Clemson 75-73 on Tuesday night.

Donte Grantham's 3-pointer for Clemson with 11 seconds remaining tied the game. Georgia Tech coach Brian Gregory decided not to call timeout, and Georges-Hunt said that kept Clemson's defense unsettled as he drove toward the basket.

The decisive free throws came only three days after Georges-Hunt's last-second shot gave Georgia Tech a 63-62 win over then-No. 19 Notre Dame.

Jaron Blossomgame, who led Clemson with 22 points, missed a last-second jumper.

Georgia Tech (16-12, 6-9 Atlantic Coast Conference) has won three straight ACC regular-season games for the first time since the 2007-08 season. Adam Smith made 4 of 7 3-pointers and had 20 points for the Yellow Jackets.

Grantham had 16 points, all in the second half, for Clemson (16-12, 9-7). The Tigers have lost four of six.

After Blossomgame had 17 points in the first half, Gregory assigned Georges-Hunt to cover the high-scoring forward.

Clemson led 53-40 before Georgia Tech began its comeback. Smith's fourth 3-pointer of the game gave Georgia Tech its first lead of the second half at 71-70.

Georgia Tech's Ben Lammers blocked a jumper by Grantham, and Smith sank two free throws on the other end to push the lead to three points.

Georgia Tech outscored Clemson 40-29 in the second half while making 13 of 22 - 59.1 percent- of its shots from the field.

CLEMSON (16-12, 9-7 ACC)

Player	FG-A	3P-A	FT-A	Reb	PF	Pts	A	T	Bk	S	MIN
Blossomgame, Jaron	9-19	3-5	1-1	3	3	22	2	3	1	1	39
Grantham, Donte	6-13	4-8	0-0	3	3	16	4	2	0	2	34
Nnoko, Landry	2-6	0-0	1-2	6	4	5	1	1	2	0	19
Holmes, Avery	3-5	2-3	1-2	4	1	9	3	0	0	2	26
Roper, Jordan	0-6	0-3	0-0	1	0	0	6	2	0	0	40
DeVoe, Gabe	2-5	1-4	0-0	1	2	5	3	0	0	2	16
Hudson, Ty	3-4	2-3	0-0	0	2	8	1	0	0	0	5
Djitte, Sidy	4-4	0-0	0-0	2	2	8	0	0	0	0	21
Totals	29-62	12-26	3-5	23	17	73	20	8	3	7	200
FG%	1st Half: 18-34 52.9%		2nd Half: 11-28 39.3%		Game: 46.8%						
3FG%	1st Half: 7-13 53.8%		2nd Half: 5-13 38.5%		Game: 46.2%						
FT%	1st Half: 1-2 50.0%		2nd Half: 2-3 66.7%		Game: 60.0%						

GEORGIA TECH (16-12, 6-9 ACC)

Player	FG-A	3P-A	FT-A	Reb	PF	Pts	A	T	Bk	S	MIN
Mitchell, Charles	2-3	0-0	0-0	5	2	4	2	2	0	1	24
Stephens, Quinton	4-9	3-8	0-0	7	1	11	0	2	1	0	34
Jacobs, Nick	2-6	0-0	2-2	4	0	6	0	0	0	0	19
Smith, Adam	7-14	4-7	2-2	1	0	20	2	1	0	0	35
Georges-Hunt, M	8-10	1-2	8-9	5	2	25	4	5	0	1	39
Jackson, Tadic	1-4	1-3	0-0	2	2	3	1	1	1	1	17
Jorgenson, Travis	0-0	0-0	2-2	0	0	2	1	1	0	0	3
Heath, Josh	0-0	0-0	0-0	0	0	0	1	0	0	0	1
White, James	0-0	0-0	0-0	0	2	0	0	1	0	1	7
Lammers, Ben	2-2	0-0	0-0	7	2	4	0	0	4	1	21
Totals	26-48	9-20	14-15	31	11	75	11	13	6	5	200
FG%	1st Half: 13-26 50.0%		2nd Half: 13-22 59.1%		Game: 54.2%						
3FG%	1st Half: 3-10 30.0%		2nd Half: 6-10 60.0%		Game: 45.0%						
FT%	1st Half: 6-6 100%		2nd Half: 8-9 88.9%		Game: 93.3%						

Score by Periods	1st	2nd	Total
Clemson	44	29	73
Georgia Tech	35	40	75

Officials: Brian Dorsey, Raymond Styons, Pat Driscoll

Attendance: 5531

Points in the paint-GT 28, CU 18. Points off turnovers-GT 11, CU 9.

2nd chance points-CU 3, GT 4. Fast break points-CU 7, GT 5.

Bench points-CU 21, GT 9. Score tied-7 times. Lead changed-16 times.

Last FG-CU 2nd-00:12, GT 2nd-02:05.

Largest lead-CU by 13 2nd-16:57, GT by 3 1st-19:22.

CU led for 28:51. GT led for 07:33. Game was tied for 03:34.

GAME 29

Georgia Tech 76, Boston College 71

Feb. 27, 2016 • Chestnut Hill, Mass.

Marcus Georges-Hunt made all seven of his field-goal attempts and scored 23 points to lead Georgia Tech to a 76-71 victory over Boston College.

The Yellow Jackets guard made a 3-pointer from the left wing; he dropped in two baby hooks from the post over Boston College's Eli Carter in the first half; when Carter backed off to give Georges-Hunt space, he hit a midrange jump shot.

Adam Smith chipped in with 18 points on 4-of-8 shooting from beyond the arc, helping the Yellow Jackets (17-12, 7-9 Atlantic Coast Conference) win their fourth consecutive game and fifth in their last six.

Eli Carter came off the bench to lead BC (7-22, 0-16) with 25 points. Dennis Clifford added 17.

From the 16:26 mark of the first half until the second media timeout with 11:38 to go, Georgia Tech used a 17-5 run to bring the score to 25-12. The Eagles picked up their seventh team foul with 9:31 remaining in the first half, and Georgia Tech took advantage by getting to the line for 17 attempts in the period, hitting 13.

Although there were no lead changes in the game, BC managed to keep the deficit in single digits for most of the second half.

The Yellow Jackets turned the ball over six times in the first eight minutes of the second half, and BC pulled to within 56-54 after a layup by Matt Milon with 10:07 left.

With 1:09 to play, the Eagles' Darryl Hicks stole the ball from Smith and passed it up the floor to Carter for an uncontested layup, bringing BC within 72-68.

Georges-Hunt and forward Quinton Stephens each hit a pair of free throws to ice the game.

GEORGIA TECH (17-12, 7-9 ACC)

Player	FG-A	3P-A	FT-A	Reb	PF	Pts	A	T	Bk	S	MIN
Mitchell, Charles	0-1	0-0	2-2	3	1	2	1	3	0	0	15
Stephens, Quinton	2-5	0-2	5-5	1	1	9	1	0	1	2	31
Jacobs, Nick	5-7	0-0	2-3	4	0	12	0	2	0	0	23
Smith, Adam	5-15	4-8	4-4	0	2	18	4	3	0	2	36
Georges-Hunt, Marcus	7-7	1-1	8-10	5	3	23	3	3	1	3	38
Jackson, Tadic	0-0	0-0	1-2	1	2	1	2	1	0	0	10
Heath, Josh	0-0	0-0	2-2	0	0	2	0	0	0	0	8
White, James	3-4	0-0	2-2	6	1	8	1	1	2	2	22
Lammers, Ben	0-1	0-0	1-3	3	4	1	1	1	3	0	17
Totals	22-40	5-11	27-33	27	14	76	13	17	7	9	200
FG%	1st Half: 16-22 72.7%		2nd Half: 6-18 33.3%		Game: 55.0%						
3FG%	1st Half: 3-5 60.0%		2nd Half: 2-6 33.3%		Game: 45.5%						
FT%	1st Half: 13-17 76.5%		2nd Half: 14-16 87.5%		Game: 81.8%						

BOSTON COLLEGE (7-22, 0-16 ACC)

Player	FG-A	3P-A	FT-A	Reb	PF	Pts	A	T	Bk	S	MIN
Owens, Garland	2-7	0-0	0-2	5	5	4	2	1	0	0	34
Mezniks, Ervins	1-3	0-2	0-0	1	3	2	2	0	0	0	14
Clifford, Dennis	7-14	0-0	3-3	4	3	17	3	1	1	1	38
Carter, Eli	10-18	3-8	2-2	4	2	25	9	10	1	0	37
Barnes-Thompkins, S	5-9	5-8	0-0	3	2	15	2	0	0	0	35
Hicks, Darryl	0-1	0-0	0-0	1	3	0	1	0	0	1	23
Diallo, Idr	0-1	0-0	0-0	2	1	0	0	1	0	0	4
Milon, Matt	3-4	2-3	0-0	0	2	8	0	2	0	0	15
Totals	28-57	10-21	5-7	23	21	71	19	15	2	2	200
FG%	1st Half: 13-25 52.0%		2nd Half: 15-32 46.9%		Game: 49.1%						
3FG%	1st Half: 5-8 62.5%		2nd Half: 5-13 38.5%		Game: 47.6%						
FT%	1st Half: 4-4 100%		2nd Half: 1-3 33.3%		Game: 71.4%						

Score by Periods	1st	2nd	Total
Georgia Tech	48	28	76
Boston College	35	36	71

Officials: Jerry Heater, Lamar Simpson, Tony Chiazza

Attendance: 4148

Points in the paint-GT 22, BC 24. Points off turnovers-GT 13, BC 15.

2nd chance points-GT 8, BC 13. Fast break points-GT 2, BC 2.

Bench points-GT 12, BC 8. Score tied-1 time. Lead changed-0 times.

Last FG-GT 2nd-02:26, BC 2nd-00:12.

Largest lead-GT by 15 1st-00:25, BC None.

GT led for 39:30. BC led for 00:00. Game was tied for 00:30.

GAME 30

Louisville 56, Georgia Tech 53

March 1, 2016 • Louisville, Ky.

Chinanu Onuaku made two free throws with 30.9 seconds remaining, and Damion Lee added two more with 10.7 left to end the game.

Onuaku's underhanded free throws provided a 54-49 lead and loomed large as the Yellow Jackets stormed back with four straight points over the next 18 seconds. Marcus Georges-Hunt made two free throws after a Flagrant 1 foul on Ray Spalding while Adam Smith followed with a layup to create a tense ending.

Lee then converted the 1-and-1, bouncing the last one through for the edge that left the Yellow Jackets needing three points to force overtime. Smith's 3-point attempt bounced off the rim, and the horn sounded just after Georges-Hunt grabbed the offensive rebound.

Charles Mitchell had 15 points for Georgia Tech (17-13, 7-10).

Onuaku had 17 points and 11 rebounds and Quentin Snider added 11 points as Louisville overcame blowing an 11-point, second-half lead to remain in the hunt for the ACC regular season title. The school self-imposed a postseason ban on Feb. 5.

GEORGIA TECH (17-13, 7-10 ACC)

Player	FG-A	3P-A	FT-A	Reb	PF	Pts	A	T	Bk	S	MIN
Mitchell, Charles	6-7	0-0	3-3	12	4	15	0	3	0	2	24
Stephens, Quinton	3-9	1-5	0-0	8	2	7	2	0	1	0	36
Jacobs, Nick	3-9	0-0	0-0	5	0	6	0	4	0	0	23
Smith, Adam	5-16	2-10	0-0	2	0	12	2	3	0	1	38
Georges-Hunt, M	3-14	1-5	2-2	3	3	9	3	4	0	0	32
Jackson, Tadic	1-1	0-0	0-0	1	4	2	0	1	0	0	10
Jorgenson, Travis	0-0	0-0	0-0	1	0	0	2	1	0	0	5
White, James	1-2	0-0	0-0	4	2	2	0	1	2	0	16
Lammers, Ben	0-2	0-0	0-2	3	0	0	0	0	1	2	16
Totals	22-60	4-20	5-7	42	15	53	9	17	4	5	200
FG%	1st Half: 12-27 44.4%		2nd Half: 10-33 30.3%		Game: 36.7%						
3FG%	1st Half: 3-9 33.3%		2nd Half: 1-11 9.1%		Game: 20.0%						
FT%	1st Half: 0-0 0.0%		2nd Half: 5-7 71.4%		Game: 71.4%						

LOUISVILLE (23-7, 12-5 ACC)

Player	FG-A	3P-A	FT-A	Reb	PF	Pts	A	TO	Bk	S	MIN
Johnson, Jaylen	3-6	0-1	0-0	5	3	6	1	0	0	0	23
Adel, Deng	0-3	0-1	0-0	1	1	0	0	1	0	0	15
Onuaku, Chinanu	7-10	0-0	3-3	11	3	17	0	3	3	2	36
Lee, Damion	5-16	1-6	3-3	3	0	14	0	1	0	2	37
Lewis, Trey	1-8	0-4	1-2	5	1	3	2	2	0	3	29
Snider, Quentin	3-6	1-3	4-4	1	1	11	4	3	0	0	26
Stockman, Matz	0-1	0-0	0-0	0	1	0	0	0	1	0	2
Spalding, Ray	2-5	0-1	1-2	3	1	5	0	0	0	1	18
Mitchell, Donovan	0-3	0-1	0-0	4	1	0	1	1	0	0	14
Totals	21-58	2-17	12-14	35	12	56	8	11	4	8	200
FG%	1st Half: 11-35 31.4%			2nd Half: 10-23 43.5%			Game: 36.2%				
3FG%	1st Half: 0-9 0.0%			2nd Half: 2-8 25.0%			Game: 11.8%				
FT%	1st Half: 6-7 85.7%			2nd Half: 6-7 85.7%			Game: 85.7%				

2015-16 GAME SUMMARIES

GAME 31

Georgia Tech 63, Pittsburgh 59

March 5, 2016 • McCamish Pavilion

Adam Smith scored 23 points, Nick Jacobs added 19 points and 12 rebounds and Georgia Tech beat Pittsburgh 63-59 in the regular-season finale for both teams.

The Yellow Jackets (18-13, 8-10 Atlantic Coast Conference) finished their best regular season under Gregory. Georgia Tech has won five of six.

Michael Young scored 24 points for Pitt (20-10, 9-9). Despite winning last Sunday at home against then-No. 15 Duke, the Panthers have dropped two straight and are trying to avoid missing the NCAA Tournament for the second straight year.

Pitt missed all 11 of its 3-point attempts, marking the first time this season the Panthers were scoreless beyond the arc. Chris Jones missed a 3 and James Robinson a layup in the closing seconds for Pitt.

Smith's 3-pointer with 6:24 remaining gave the Jackets a 56-55 lead, and they never trailed again. Smith went 5 for 7 beyond the arc.

Marcus Georges-Hunt scored 10 points and Charles Mitchell had 11 rebounds for Georgia Tech. Both are seniors who played their last home game for the Jackets.

PITTSBURGH (20-10, 9-9 ACC)

Player	FG-A	3P-A	FT-A	Reb	PF	Pts	A	TO	Bk	S	MIN
Artis,Jamel	2-9	0-2	2-2	0	2	6	2	3	0	2	32
Young,Michael	10-16	0-1	4-4	7	3	24	0	3	0	0	35
Maia,Rafael	0-0	0-0	0-0	2	1	0	0	0	0	0	7
Robinson,James	4-10	0-2	1-3	4	2	9	3	1	0	0	38
Jones,Chris	3-8	0-2	0-0	1	4	6	1	0	0	0	19
Wilson,Damon	0-4	0-0	0-0	4	0	0	0	0	0	1	16
Luther,Ryan	0-1	0-0	0-0	2	2	0	0	2	0	1	6
Smith,Sterling	1-4	0-3	0-0	3	0	2	0	0	0	0	17
Jeter,Sheldon	4-9	0-1	4-4	7	2	12	0	0	0	0	28
Nelson-Ododa,A	0-0	0-0	0-0	0	1	0	0	0	0	0	2
Totals	24-61	0-11	11-13	33	17	59	6	10	0	7	200
FG%	1st Half: 14-32 43.8%		2nd Half: 10-29 34.5%		Game: 39.3%						
3FG%	1st Half: 0-5 0.0%		2nd Half: 0-6 0.0%		Game: 0.0%						
FT%	1st Half: 8-9 88.9%		2nd Half: 3-4 75.0%		Game: 84.6%						

GEORGIA TECH (18-13, 8-10 ACC)

Player	FG-A	3P-A	FT-A	Reb	PF	Pts	A	TO	Bk	S	MIN
Mitchell, Charles	3-9	0-0	0-1	11	4	6	1	1	1	0	29
Stephens, Quinton	0-6	0-5	0-0	3	0	0	1	1	1	0	33
Jacobs, Nick	6-14	0-0	7-9	12	2	19	0	1	0	0	27
Smith, Adam	8-13	5-7	2-2	1	2	23	0	1	0	0	35
Georges-Hunt, M	3-10	0-3	4-4	4	2	10	7	2	1	1	33
Jackson, Tadic	1-1	0-0	0-0	1	0	2	1	3	0	1	14
Heath, Josh	0-0	0-0	0-0	0	0	0	0	1	0	0	5
White, James	0-1	0-0	1-2	3	3	1	0	1	2	1	12
Lammers, Ben	1-2	0-0	0-1	4	1	2	0	1	0	1	12
Totals	22-56	5-15	14-19	41	14	63	10	12	5	4	200
FG%	1st Half: 10-30 33.3%		2nd Half: 12-26 46.2%		Game: 39.3%						
3FG%	1st Half: 1-5 20.0%		2nd Half: 4-10 40.0%		Game: 33.3%						
FT%	1st Half: 8-10 80.0%		2nd Half: 6-9 66.7%		Game: 73.7%						

Score by Periods

	1st	2nd	Total
Pittsburgh	36	23	59
Georgia Tech	29	34	63

Officials: Les Jones, Ron Tyburski, Tim Kelly

Attendance: 7042

Points in the paint-UP 38,GT 22. Points off turnovers-UP 16,GT 10.

2nd chance points-UP 10,GT 13. Fast break points-UP 6,GT 7.

Bench points-UP 14,GT 5. Score tied 5 times. Lead changed 3 times.

Last FG-UP 2nd-01:39, GT 2nd-02:17.

Largest lead-UP by 9 1st-01:50, GT by 5 1st-10:41.

UP led for 24:08. GT led for 12:07. Game was tied for 03:45.

GAME 32

Georgia Tech 88, Clemson 85 (ot)

March 9, 2016 • Washington, D.C.

ACC Tournament - Second Round

Down 18 with 9:25 left, Georgia Tech stormed all the way back to force overtime and beat Clemson 88-85 in the second round of the ACC Tournament. It's the biggest ACC Tournament comeback win since North Carolina erased a 19-point deficit to beat Miami in 2011.

The fact that it was even a fight was a testament to the play and production of Marcus Georges-Hunt and Adam Smith. Georges-Hunt scored 24 of his final 28 points after halftime, and Smith made four of his seven 3-point attempts to finish with 23.

Georges-Hunt was dominant as the 10th-seeded Yellow Jackets (19-13) chipped away at seventh-seeded Clemson's lead. After just four points in the first half, Georgia Tech's leading scorer listened to teammates when they told him to go to the basket.

With Smith's shot keeping Clemson (17-14) honest, Georges-Hunt drove and picked up foul after foul and went 15 of 16 from the line.

The glass also hurt Clemson as Georgia Tech won the rebounding battle 46-28 and 28-17 after halftime. Combine that with Clemson's struggles all over the floor in the final 10 minutes of the second half, and it went downhill fast.

Even after blowing the lead, Clemson had a chance to win it with the score tied at 80 after two free throws by Georges-Hunt with 12.2 seconds left. But Avry Holmes missed a shot from the baseline with the clock running out.

GEORGIA TECH (19-13)

Player	FG-A	3P-A	FT-A	Reb	PF	Pts	A	TO	Bk	S	MIN
Mitchell, Charles	2-6	0-0	2-2	10	5	6	1	1	0	0	27
Stephens, Quinton	2-8	1-5	0-0	7	2	5	3	2	0	0	37
Jacobs, Nick	5-10	0-0	2-4	6	1	12	1	3	0	0	27
Smith, Adam	8-16	4-7	3-4	1	4	23	0	3	0	0	34
Georges-Hunt, M	6-16	1-5	15-16	6	4	28	6	1	0	0	42
Jackson, Tadic	0-2	0-1	0-0	1	1	0	0	0	0	2	11
Heath, Josh	2-3	0-0	0-0	1	0	4	1	1	0	0	13
White, James	4-4	0-0	0-3	8	3	8	1	0	1	0	23
Lammers, Ben	1-1	0-0	0-0	3	2	2	0	0	1	0	11
Totals	30-66	6-18	22-29	46	22	88	13	12	2	2	225
FG%	1st Half: 14-27 51.9%		2nd Half: 13-30 43.3%		Game: 45.5%						
3FG%	1st Half: 2-7 28.6%		2nd Half: 4-10 40.0%		Game: 33.3%						
FT%	1st Half: 1-2 50.0%		2nd Half: 19-25 76.0%		Game: 75.9%						

CLEMSON (17-14)

Player	FG-A	3P-A	FT-A	Reb	PF	Pts	A	TO	Bk	S	MIN
Blossomgame,Jaron7	1-6	1-3	7-9	5	5	22	3	2	1	0	38
Grantham,Donte	3-10	1-6	0-0	3	4	7	2	0	0	2	42
Nhoko,Landry	0-0	0-0	0-0	3	3	0	0	2	0	0	19
Holmes,Avry	8-16	3-10	0-1	5	2	19	4	0	0	0	41
Roper,Jordan	3-9	1-4	3-3	0	1	10	1	1	0	0	35
DeVoe,Gabe	3-5	2-4	0-0	3	3	8	1	2	0	2	12
Hudson,Ty	2-2	2-2	0-0	1	2	6	1	0	0	0	6
Smith,Josh	0-0	0-0	0-0	0	0	0	0	1	1	0	6
Djitte,Sidy	5-9	0-0	3-6	7	5	13	0	0	3	1	26
Totals	31-67	10-29	13-19	28	25	85	12	8	5	5	225
FG%	1st Half: 17-33 51.5%		2nd Half: 12-27 44.4%		Game: 46.3%						
3FG%	1st Half: 6-14 42.9%		2nd Half: 4-13 30.8%		Game: 34.5%						
FT%	1st Half: 0-1 0.0%		2nd Half: 12-16 75.0%		Game: 68.4%						

Score by Periods

	1st	2nd	OT	Total
Georgia Tech	31	49	8	88
Clemson	40	40	5	85

Officials: Jamie Luckie, Sean Hull, Raymond Symons

Attendance: 18561

Points in the paint-GT 32,CU 34. Points off turnovers-GT 8,CU 11.

2nd chance points-GT 21,CU 14. Fast break points-GT 0,CU 5.

Bench points-GT 14,CU 27. Score tied 3 times. Lead changed 7 times.

Last FG-GT OT-03:24, CU OT-01:23.

Largest lead-GT by 6 1st-15:17, CU by 18 2nd-09:25.

GT led for 12:36. CU led for 29:10. Game was tied for 03:14.

GAME 33

Virginia 72, Georgia Tech 52

March 10, 2016 • Washington, D.C.

ACC Tournament - Quarterfinals

With contributions from up and down the roster supplementing conference player of the year Malcolm Brogdon's 26 points, and plenty of support in the orange-filled stands, No. 4 Virginia moved into the ACC semifinals by beating Georgia Tech 72-52.

From the get-go, the Cavaliers (25-6) made things tough for Georgia Tech (19-14), which started 0 for 4 on field-goal tries, settling for off-balance heaves late in the shot clock. By the end, the Yellow Jackets had 14 turnovers and a shooting percentage of 41 percent.

Still, Georgia Tech did briefly right itself, making six consecutive attempts to go ahead 16-11. That's when Brogdon started to assert himself, scoring eight points in a row during a mini-run that put his team ahead 28-22 and made the arena sound like a Virginia home game.

At halftime, Brogdon had 14 points, and the Cavs led 30-28. When he departed to a standing ovation with a little under 3 minutes remaining, it was 70-47.

It didn't help Georgia Tech that its leading scorer, Marcus Georges-Hunt, missed a few minutes in the second half when he crashed to the court after rising up to block a shot and hurt his tailbone. He returned to the game, but was not the guy who scored 28 against Clemson in the second round, finishing with seven points on 1-of-8 shooting.

GEORGIA TECH (19-14)

Player	FG-A	3P-A	FT-A	Reb	PF	Pts	A	TO	Bk	S	MIN
Mitchell, Charles	2-4	0-0	0-0	6	1	4	0	3	0	0	27
Stephens, Quinton	1-3	0-1	0-0	5	4	2	0	1	0	0	28
Jacobs, Nick	2-7	0-0	0-0	3	2	4	0	2	0	0	27
Smith, Adam	6-14	4-8	0-0	3	2	16	1	2	0	1	36
Georges-Hunt, M	1-8	0-2	5-6	2	3	7	3	1	0	0	31
Jackson, Tadic	4-4	2-2	1-1	0	0	11	2	2	0	1	17
Heyward, Corey	0-1	0-0	0-0	0	0	0	0	0	0	1	1
Jorgenson, Travis	0-0	0-0	0-0	0	0	0	0	0	0	0	1
Heath, Josh	0-1	0-0	0-0	0	0	0	2	0	0	0	6
White, James	1-3	0-0	0-0	6	1	2	0	1	0	0	14
Lammers, Ben	3-4	0-0	0-0	3	1	6	0	1	2	0	12
Totals	20-49	6-13	6-7	29	14	52	8	14	2	3	200
FG%	1st Half: 12-25 48.0%		2nd Half: 8-24 33.3%		Game: 40.8%						
3FG%	1st Half: 2-7 28.6%		2nd Half: 4-6 66.7%		Game: 46.2%						
FT%	1st Half: 2-3 66.7%		2nd Half: 4-4 100%		Game: 85.7%						

VIRGINIA (25-6)

Player	FG-A	3P-A	FT-A	Reb	PF	Pts	A	TO	Bk	S	MIN
Gill,Anthony	5-9	0-0	2-2	8	1	12	1	0	1	1	24
Wilkins,Isaiah	1-3	0-0	1-2	4	1	3	3	2	1	2	28
Hall,Devon	2-6	1-1	1-3	5	3	6	1	1	0	0	27
Brogdon,Malcolm	10-15	3-6	3-3	3	1	26	2	0	1	1	33
Perrantes,London	3-8	2-5	0-0	2	0	8	8	2	0	0	32
Bartley,Justice	0-0	0-0	0-0	1	0	0	0	1	0	0	1
Shayok,Marial	0-1	0-0	0-0	1	4	0	1	1	0	0	8
Tobey,Mike	4-5	0-0	1-2	1	1	9	0	0	0	0	18
Nolte,Evan	2-2	1-1	1-3	0	1	6	0	0	0	0	14
Kirven,Caid	0-1	0-1	0-0	0	0	0	0	0	0	0	1
Reuter,Jarrod	0-0	0-0	0-0	0	0	0	0	0	0	0	1
Salt,Jack	0-1	0-0	0-0	0	0	0	0	0	0	0	1
Jones,Jeff	0-0	0-0	0-0	0	0	0	0	0	0	0	1
Thompson,Darius	1-1	0-0	0-0	0	1	2	1	0	0	0	11
Totals	28-52	7-14	9-15	25	13	72	17	7	3	6	200
FG%	1st Half: 13-27 48.1%			2nd Half: 15-25 60.0%			Game: 53.8%				
3FG%	1st Half: 3-7 42.9%			2nd Half: 4-7 57.1%			Game: 50.0%				
FT%	1st Half: 1-2 50.0%			2nd Half: 8-13 61.5%			Game: 60.0%				

2015-16 GAME SUMMARIES

GAME 34

Georgia Tech 81, Houston 62

March 16, 2016 • McCamish Pavilion

NIT • First Round

Adam Smith scored 20 points and Georgia Tech pulled away in the second half to beat Houston 81-62 in an opening-round NIT game.

Marcus Georges-Hunt had 19 points and Charles Mitchell had 12 for Georgia Tech (20-14), which will play at South Carolina in the second round.

Devonta Pollard led Houston (22-10) with 21 points. Damyean Dotson had 14. Rob Gray Jr., who averages a team-leading 16.3 points, had only nine. The Cougars made only 2 of 13 3-pointers.

Georgia Tech led 41-32 at halftime and kept the lead in double figures after Georges-Hunt made two free throws to open the second half.

The Yellow Jackets, who have won seven of nine, are playing in the postseason for the first time in five seasons with coach Brian Gregory.

The Cougars improved from a 13-19 finish last season but couldn't keep pace with the hot-shooting Yellow Jackets, who shot 52.5 percent (32 of 61) from the field. Georgia Tech also dominated the boards with a 39-25 advantage in rebounds.

HOUSTON (22-10)

Player	FG-A	3P-A	FT-A	Reb	PF	Pts	A	TO	Bk	S	MIN
Pollard, Devonta	10-17	0-0	1-1	3	0	21	3	0	0	0	32
Meyer, Kyle	1-2	0-0	0-0	0	0	2	0	0	1	0	16
Barnes, Leron	0-2	0-2	0-0	1	3	0	0	0	1	0	21
Dotson, Damyean	6-11	0-1	2-3	6	0	14	1	1	0	2	34
Robinson, Jr., Galen	2-5	1-2	0-0	3	3	5	4	1	0	3	22
Knowles, Darnad	0-0	0-0	0-0	0	0	0	0	0	0	0	7
Dupree, Xavier	0-0	0-0	0-0	0	0	0	0	0	0	0	1
Gray, Jr., Rob	2-9	1-3	4-4	0	2	9	0	1	0	0	20
Johnson, Ronnie	4-8	0-3	2-2	4	2	10	2	3	0	0	24
Vanbeck, Wes	0-0	0-0	0-0	0	0	0	0	0	0	0	1
Nkali, Bertrand	0-1	0-0	1-2	3	2	1	0	2	0	0	13
Wesley, Jr., Eric	0-3	0-2	0-0	0	0	0	0	0	0	0	9
Totals	25-58	2-13	10-12	25	12	62	10	8	2	5	200
FG%	1st Half: 13-28 46.4%		2nd Half: 12-30 40.0%		Game: 43.1%						
3FG%	1st Half: 0-5 0.0%		2nd Half: 2-8 25.0%		Game: 15.4%						
FT%	1st Half: 6-7 85.7%		2nd Half: 4-5 80.0%		Game: 83.3%						

GEORGIA TECH (20-14)

Player	FG-A	3P-A	FT-A	Reb	PF	Pts	A	TO	Bk	S	MIN
Mitchell, Charles	6-12	0-0	0-0	7	0	12	0	2	0	0	23
Stephens, Quinton	1-2	0-0	0-0	3	0	2	3	1	0	0	28
Jacobs, Nick	4-9	0-0	0-0	5	1	8	0	1	0	0	18
Smith, Adam	6-12	3-6	5-5	3	2	20	4	2	0	0	32
Georges-Hunt, M	7-13	2-6	3-4	4	3	19	5	2	1	1	33
Jackson, Tadic	2-4	2-3	0-0	2	1	6	2	1	0	0	12
Heyward, Corey	1-1	1-1	0-0	0	0	3	0	0	0	0	1
Jorgenson, Travis	0-0	0-0	0-0	0	0	0	1	0	0	0	1
Heath, Josh	0-2	0-0	0-0	1	2	0	1	1	0	1	13
White, James	1-2	0-0	0-0	6	1	2	2	1	1	0	16
Rowland, Rand	0-0	0-0	0-0	0	0	0	0	0	0	0	1
Lammers, Ben	4-4	0-0	1-2	5	1	9	1	0	2	0	22
Totals	32-61	8-16	9-11	39	11	81	19	11	4	2	200
FG%	1st Half: 18-36 50.0%		2nd Half: 14-25 56.0%		Game: 52.5%						
3FG%	1st Half: 4-9 44.4%		2nd Half: 4-7 57.1%		Game: 50.0%						
FT%	1st Half: 1-1 100%		2nd Half: 8-10 80.0%		Game: 81.8%						

Score by Periods	1st	2nd	Total
Houston	32	30	62
Georgia Tech	41	40	81

Officials: Ted Valentine, Terry Moore, Anthony Franklin

Attendance: 2932

Points in the paint-HOU 22,GT 34. Points off turnovers-HOU 11,GT 13.

2nd chance points-HOU 7,GT 16. Fast break points-HOU 10,GT 11.

Bench points-HOU 20,GT 20. Score tied 3 times. Lead changed 6 times.

Last FG-HOU 2nd-00:44, GT 2nd-00:51.

Largest lead-HOU by 1 1st-18:44, GT by 24 2nd-10:40.

HOU led for 01:16. GT led for 36:45. Game was tied for 01:59.

GAME 35

Georgia Tech 83, South Carolina 66

March 21, 2016 • Columbia, S.C.

NIT • Second Round

Adam Smith made five 3-pointers and scored 21, Marcus Georges-Hunt had 14 points and eight assists and Georgia Tech beat South Carolina 83-66 in the second round of the NIT.

Josh Heath's pull-up jumper in the lane gave Georgia Tech a 28-15 lead and Charles Mitchell's layup capped an 11-1 run for a 17-point advantage. Georgia Tech was up 42-28 at halftime behind Georges-Hunt's 12 points and Charles Mitchell's 10.

Georgia Tech started the second half on a 7-0 run, with two dunks by Nick Jacobs and a Quinton Stephens 3-pointer, and they cruised from there.

Jacobs finished with 10 points and 10 rebounds for Georgia Tech (21-14), which made 11 of 22 3-pointers and shot 51 percent overall.

Georgia Tech advanced to the quarterfinals on Wednesday for the first time since 2003.

Michael Carrera had 17 points and nine rebounds for South Carolina (25-9). He grabbed his 800th rebound to become the sixth player in program history to reach the mark. Laimonas Chatkevicius, who had a career-high 30 points in the opening round against High Point, was limited to nine points.

The short-handed Gamecocks, who were without five suspended reserves for a second-straight game, were outrebounded 43-25.

GEORGIA TECH (21-14)

Player	FG-A	3P-A	FT-A	Reb	PF	Pts	A	TO	Bk	S	MIN
Mitchell, Charles	6-8	0-0	0-0	7	5	12	1	2	0	0	25
Stephens, Quinton	3-9	3-7	2-2	4	1	11	1	0	0	0	17
Jacobs, Nick	4-9	0-0	2-2	10	2	10	0	2	2	0	22
Smith, Adam	8-14	5-10	0-0	3	1	21	3	2	0	1	36
Georges-Hunt, M	4-8	2-3	4-5	2	4	14	8	0	1	1	30
Jackson, Tadic	2-4	0-1	0-0	2	2	4	0	0	0	0	13
Heyward, Corey	0-0	0-0	0-0	0	1	0	0	1	0	0	2
Jorgenson, Travis	0-0	0-0	0-0	0	0	0	0	0	0	0	2
Heath, Josh	2-4	1-1	0-0	1	0	5	4	2	0	1	23
White, James	0-0	0-0	4-6	3	3	4	0	2	0	0	11
Rowland, Rand	0-1	0-0	0-0	0	0	0	0	0	0	0	2
Lammers, Ben	1-2	0-0	0-0	6	2	2	0	1	0	0	17
Totals	30-59	11-22	12-15	39	21	83	17	12	3	3	200
FG%	1st Half: 16-33 48.5%		2nd Half: 14-26 53.8%		Game: 50.8%						
3FG%	1st Half: 6-13 46.2%		2nd Half: 5-9 55.6%		Game: 50.0%						
FT%	1st Half: 4-5 80.0%		2nd Half: 8-10 80.0%		Game: 80.0%						

SOUTH CAROLINA (25-9)

Player	FG-A	3P-A	FT-A	Reb	PF	Pts	A	TO	Bk	S	MIN
Chatkevicius, L.	4-8	0-1	1-1	5	1	9	0	1	0	0	20
Carrera, Michael	4-12	2-6	7-9	6	3	17	0	3	1	1	30
Kacinas, Mindaugas	2-6	1-3	0-0	2	1	5	3	1	0	1	29
Thornwell, Sindarius	3-10	0-3	2-3	0	4	8	2	0	0	1	34
Notice, Duane	2-5	2-3	1-2	3	1	7	3	0	0	0	29
Doby, Raymond	0-2	0-0	0-0	1	2	0	2	1	0	0	15
Dozier, PJ	7-9	2-2	0-0	0	1	16	1	4	1	1	23
McKie, Justin	1-3	0-2	2-2	4	1	4	1	0	0	0	20
Totals	23-55	7-20	13-17	21	14	66	12	10	2	4	200
FG%	1st Half: 12-28 42.9%		2nd Half: 11-27 40.7%		Game: 41.8%						
3FG%	1st Half: 2-6 33.3%		2nd Half: 5-14 35.7%		Game: 35.0%						
FT%	1st Half: 2-3 66.7%		2nd Half: 11-14 78.6%		Game: 76.5%						

Score by Periods	1st	2nd	Total
Georgia Tech	42	41	83
South Carolina	28	38	66

Officials: Tony Henderson, Clarence Armstrong, AJ Desai

Attendance: 2856

Points in the paint-GT 32,SC 26. Points off turnovers-GT 14,SC 15.

2nd chance points-GT 10,SC 4. Fast break points-GT 5,SC 7.

Bench points-GT 15,SC 20. Score tied 1 time. Lead changed 1 time.

Last FG-GT 2nd-02:45, SC 2nd-00:19.

Largest lead-GT by 31 2nd-10:57, SC by 2 1st-19:06.

GT led for 38:10. SC led for 00:30. Game was tied for 01:20.

GAME 36

San Diego State 72, Georgia Tech 56

March 23, 2016 • San Diego, Calif.

NIT • Quarterfinals

Trey Kell made a career-high tying four 3-pointers and finished with 18 points to help No. 2 seed San Diego State beat Georgia Tech 72-56 in the quarterfinals of the NIT.

San Diego State (28-9) advanced to face George Washington at Madison Square Garden in the NIT semifinals.

Adam Smith hit a jumper that pulled fourth-seeded Georgia Tech (21-15) within four with 11:14 to play, but the Yellow Jackets went the next six-plus minutes without a field goal. The Aztecs used an 8-1 spurt, which was capped by a 3-pointer by Kell, during that span to push their lead to 56-45.

Georgia Tech trailed by at least nine the rest of the way.

Marcus Georges-Hunt led the Yellow Jackets with 18 points. Charles Mitchell added 12 points, on 5-of-8 shooting, and 12 rebounds before fouling out in the final minute.

The Aztecs led by 10 points twice in the first half, but Georgia Tech rallied behind Georges-Hunt's 11 points to tie it at 31 going into the break.

SDSU scored but three points in the final five minutes before halftime. It committed three turnovers and missed all four of its field-goal attempts over that span.

Georgia Tech converted nine of its last 10 shots from the field, and shot 56.5 percent, in the first half.

San Diego State committed just six turnovers and converted 12 offensive rebounds into 17 second-chance points.

Georgia Tech made just 2 of 10 from 3-point range.

GEORGIA TECH (21-15)

Player	FG-A	3P-A	FT-A	Reb	PF	Pts	A	TO	Bk	S	MIN
Mitchell, Charles	5-8	0-0	2-4	12	5	12	0	2	0	0	30
Stephens, Quinton	0-2	0-2	0-0	4	4	0	1	1	0	0	20
Jacobs, Nick	4-9	0-0	0-0	3	2	8	0	3	2	0	28
Smith, Adam	3-11	0-4	0-0	0	1	6	2	0	1	0	32
Georges-Hunt, M	6-14	2-4	4-4	6	1	18	3	2	1	1	38
Jackson, Tadic	2-2	0-0	2-2	0	0	6	0	0	0	1	13
Heath, Josh	1-1	0-0	1-2	0	1	3	2	0	0	1	20
White, James	0-1	0-0	0-0	2	3	0	0	0	0	0	10
Lammers, Ben	1-2	0-0	1-2	1	0	3	0	1	1	0	9
Totals	22-50	2-10	10-14	30	17	56	8	13	5	3	200
FG%	1st Half: 13-23 56.5%		2nd Half: 9-27 33.3%		Game: 44.0%						
3FG%	1st Half: 1-5 20.0%		2nd Half: 1-5 20.0%		Game: 20.0%						
FT%	1st Half: 4-6 66.7%		2nd Half: 6-8 75.0%		Game: 71.4%						

SAN DIEGO STATE (28-9)

Player	FG-A	3P-A	FT-A	Reb	PF	Pts	A	TO	Bk	S	MIN
Spencer, Skylar	4-4	0-0	0-3	2	2	8	0	0	3	1	25
Shepard, Winston	4-10	0-0	4-6	5	0	12	2	0	0	0	31
Pope, Malik	4-14	1-5	1-2	10	1	10	0	0	0	1	27
Allen, Dakarai	0-2	0-0	3-4	4	0	3	3	1	0	4	31
Kell, Trey	7-12	4-5	0-0	2	2	18	0	3	0	0	31
Choi, Angelo	3-6	0-0	0-0	2	2	6	2	0	0	0	15
Cheatham, Zylan	2-3	0-0	2-2	2	2	6	1	2	1	0	13
Shrigley, Matt	0-2	0-2	0-0	1	0	0	0	0	0	0	9
Hrmsley, Jeremy	4-9	1-2	0-0	0	0	9	0	0	0	0	18
Totals	28-62	6-14	10-17	32	9	72	8	6	4	6	201
FG%	1st Half: 13-31	41.9%	2nd Half: 15-31	48.4%	Game: 45.2%						
3FG%	1st Half: 4-9	44.4%	2nd Half: 2-5	40.0%	Game: 42.9%						
FT%	1st Half: 1-2	50.0%	2nd Half: 9-15	60.0%	Game: 58.8%						

2015-16 SUPERLATIVES

Georgia Tech - GAME HIGHS

POINTS	116	CORNELL (11/13/15)
FIELD GOALS MADE	47	CORNELL (11/13/15)
FIELD GOAL ATTEMPTS	78	CORNELL (11/13/15)
FIELD GOAL PERCENTAGE	.603 (47-78)	CORNELL (11/13/15)
3 PT FIELD GOALS MADE	11	at South Carolina (3/21/16)
	11	GREEN BAY (11/19/15)
3 PT FG ATTEMPTS	24	GREEN BAY (11/19/15)
3 PT FG PERCENTAGE	.533 (8-15)	VIRGINIA (1/9/16)
FREE THROWS MADE	29	at NC State (1/27/16)
FREE THROW ATTEMPTS	34	at NC State (1/27/16)
FREE THROW PERCENTAGE	.933 (14-15)	CLEMSON (2/23/16)
REBOUNDS	51	GREEN BAY (11/19/15)
ASSISTS	30	CORNELL (11/13/15)
STEALS	10	TENNESSEE (11/16/15)
BLOCKED SHOTS	12	TENNESSEE (11/16/15)
	10	VIRGINIA TECH (1/16/16)
TURNOVERS	17	at Louisville (3/1/16)
	17	at Boston College (2/27/16)
FOULS	28	at Georgia (12/19/15)

Opponent - GAME HIGHS

POINTS	89	at Pittsburgh (1/6/16)
FIELD GOALS MADE	31	vs Clemson (3/9/16)
FIELD GOAL ATTEMPTS	77	TENNESSEE (11/16/15)
FIELD GOAL PERCENTAGE	.538 (28-52)	vs Virginia (3/10/16)
3 PT FIELD GOALS MADE	13	CORNELL (11/13/15)
3 PT FG ATTEMPTS	31	CORNELL (11/13/15)
3 PT FG PERCENTAGE	.500 (7-14)	vs Virginia (3/10/16)
FREE THROWS MADE	28	VIRGINIA TECH (1/16/16)
	28	at Notre Dame (1/13/16)
FREE THROW ATTEMPTS	36	VIRGINIA TECH (1/16/16)
FREE THROW PERCENTAGE	1.000 (12-12)	VCU (12/15/15)
	1.000 (12-12)	WOFFORD (12/1/15)
REBOUNDS	53	TENNESSEE (11/16/15)
ASSISTS	20	CLEMSON (2/23/16)
STEALS	10	at Clemson (2/13/16)
BLOCKED SHOTS	5	vs Clemson (3/9/16)
	5	VIRGINIA TECH (1/16/16)
	5	at Georgia (12/19/15)
	5	vs Arkansas (11/26/15)
TURNOVERS	16	WAKE FOREST (2/10/16)
	16	at Tulane (12/5/15)
	16	TENNESSEE (11/16/15)
FOULS	26	WOFFORD (12/1/15)

Georgia Tech - GAME LOWS

POINTS	52	vs Villanova (11/27/15)
	52	at Clemson (2/13/16)
	52	vs Virginia (3/10/16)
FIELD GOALS MADE	19	at Clemson (2/13/16)
FIELD GOAL ATTEMPTS	40	at Boston College (2/27/16)
FIELD GOAL PERCENTAGE	.333 (24-72)	at Notre Dame (1/13/16)
3 PT FIELD GOALS MADE	1	at Clemson (2/13/16)
3 PT FG ATTEMPTS	10	WAKE FOREST (2/10/16)
	10	at San Diego State (3/23/16)
3 PT FG PERCENTAGE	.091 (1-11)	at Clemson (2/13/16)
FREE THROWS MADE	5	COLGATE (12/23/15)
	5	at Louisville (3/1/16)
FREE THROW ATTEMPTS	7	at Louisville (3/1/16)
	7	vs Virginia (3/10/16)
FREE THROW PERCENTAGE	.455 (5-11)	COLGATE (12/23/15)
REBOUNDS	27	at Boston College (2/27/16)
ASSISTS	6	at Tulane (12/5/15)
	6	at Clemson (2/13/16)
STEALS	1	at Florida State (2/17/16)
BLOCKED SHOTS	1	vs Villanova (11/27/15)
TURNOVERS	5	at Notre Dame (1/13/16)
FOULS	11	CLEMSON (2/23/16)
	11	HOUSTON (3/16/16)

Opponent - GAME LOWS

POINTS	56	at Louisville (3/1/16)
FIELD GOALS MADE	21	at Notre Dame (1/13/16)
	21	at Syracuse (1/30/16)
	21	at Louisville (3/1/16)
FIELD GOAL ATTEMPTS	47	COLGATE (12/23/15)
FIELD GOAL PERCENTAGE	.324 (23-71)	VCU (12/15/15)
3 PT FIELD GOALS MADE	0	PITTSBURGH (3/5/16)
3 PT FG ATTEMPTS	11	PITTSBURGH (3/5/16)
3 PT FG PERCENTAGE	.000 (0-11)	PITTSBURGH (3/5/16)
FREE THROWS MADE	3	CLEMSON (2/23/16)
FREE THROW ATTEMPTS	5	CLEMSON (2/23/16)
FREE THROW PERCENTAGE	.400 (4-10)	DUQUESNE (12/29/15)
REBOUNDS	21	COLGATE (12/23/15)
	21	at South Carolina (3/21/16)
ASSISTS	3	at Clemson (2/13/16)
STEALS	1	at Tulane (12/5/15)
BLOCKED SHOTS	0	CORNELL (11/13/15)
	0	PITTSBURGH (3/5/16)
TURNOVERS	4	at Pittsburgh (1/6/16)
FOULS	9	at San Diego State (3/23/16)

INDIVIDUAL SUPERLATIVES

Georgia Tech - INDIVIDUAL GAME HIGHS

Points	30	Georges-Hunt, Marcus vs Wake Forest (2/10/16)
	30	Smith, Adam at Pittsburgh (1/6/16)
Field Goals Made	11	Georges-Hunt, Marcus vs Wake Forest (2/10/16)
	11	Georges-Hunt, Marcus vs Virginia Tech (1/16/16)
Field Goal Att.	19	Smith, Adam vs Duke (2/2/16)
FG Pct (min 5 made)	1.000 (7-7)	Georges-Hunt, Marcus at Boston College (2/27/16)
3-Point FG Made	8	Smith, Adam at Pittsburgh (1/6/16)
3-Point FG Att.	13	Smith, Adam at Pittsburgh (1/6/16)
3-Pt FG Pct (min 2 made)	1.000 (4-4)	Stephens, Quinton vs Virginia (1/9/16)
Free Throws Made	15	Georges-Hunt, Marcus vs Clemson (3/9/16)
Free Throw Att.	16	Georges-Hunt, Marcus vs Clemson (3/9/16)
	16	Georges-Hunt, Marcus at Florida State (2/17/16)
FT Pct (min 3 made)	1.000 (12-12)	Georges-Hunt, Marcus vs Louisville (1/23/16)
Rebounds	19	Mitchell, Charles at Clemson (2/13/16)
Assists	9	Heath, Josh vs Southeastern Louisiana (12/21/15)
Steals	4	Jacobs, Nick at North Carolina (01/02/16)
	4	Mitchell, Charles vs Tennessee (11/16/15)
	4	Heath, Josh vs Cornell (11/13/15)
Blocked Shots	4	Lammers, Ben vs Clemson (2/23/16)
	4	Lammers, Ben vs Virginia Tech (1/16/16)
	4	Jacobs, Nick vs Green Bay (11/19/15)
	4	White, James vs Tennessee (11/16/15)
Turnovers	5	Georges-Hunt, Marcus vs Clemson (2/23/16)
	5	Georges-Hunt, Marcus vs VCU (12/15/15)
	5	Georges-Hunt, Marcus vs Arkansas (11/26/15)
	5	Mitchell, Charles vs Tennessee (11/16/15)
Minutes	42	Georges-Hunt, Marcus vs Clemson (3/9/16)
	40	Georges-Hunt, Marcus vs Notre Dame (2/20/16)

Opponent - INDIVIDUAL GAME HIGHS

Points	36	Barber, Anthony at NC State (1/27/16)
	35	Frazier, J.J. at Georgia (12/19/15)
Field Goals Made	13	Barber, Anthony at NC State (1/27/16)
Field Goal Att.	27	Barber, Anthony at NC State (1/27/16)
FG Pct (min 5 made)	1.000 (6-6)	Morgan, Malik at Tulane (12/5/15)
3-Point FG Made	7	Allen, Grayson vs Duke (2/2/16)
3-Point FG Att.	11	Dabney, Louis at Tulane (12/5/15)
	11	Morgan, Matt vs Cornell (11/13/15)
3-Pt FG Pct (min 2 made)	1.000 (3-3)	Brown, Avery vs Green Bay (11/19/15)
Free Throws Made	13	Jackson, Demetrius at Notre Dame (1/13/16)
Free Throw Att.	14	Jackson, Demetrius at Notre Dame (1/13/16)
FT Pct (min 3 made)	1.000 (8-8)	Barber, Anthony at NC State (1/27/16)
Rebounds	12	Plumlee, Marshall vs Duke (2/2/16)
	12	Maia, Rafael at Pittsburgh (1/6/16)
Assists	9	Eli Carter at Boston College (2/27/16)
Steals	6	Holmes, Avry at Clemson (2/13/16)
Blocked Shots	4	Ingram, Brandon vs Duke (2/2/16)
	4	Anyia, BeeJay at NC State (1/27/16)
	4	LeDay, Zach vs Virginia Tech (1/16/16)
	4	Moore, Armani vs Tennessee (11/16/15)
Turnovers	10	Eli Carter at Boston College (2/27/16)

RECORD BOOK

Career Records/Leaders	48-49
Season Records/Leaders	50-57
Single-Game Records/Highs	58-63
Career Stats of Notable Players	64-70

CAREER RECORDS

CAREER RECORDS

Most points: 2,232, Rich Yunkus, 1969-71

Most points per game: 26.6, Rich Yunkus, 1969-71

Most field goals: 874, Rich Yunkus, 1969-71

Most field goals attempted: 1,740, Mark Price, 1983-86

Highest field goal percentage: .620, Lee Goza, 1981-82

Most 3-point field goals: 351, Dennis Scott, 1988-90

Most 3-point field goals attempted: 831, Dennis Scott, 1988-90

Highest 3-point field goal percentage: .440 (73-166), Mark Price, 1983-86 (all in 1982-83, at distance of 17-9)

Highest 3-point field goal percentage (at current distance of 19-9): .422 (351-831), Dennis Scott, 1988-90

Most free throws: 508, Matt Harpring, 1995-98

Most free throws attempted: 718, Alvin Jones, 1998-01

Highest free throw percentage: .867, Anthony Morrow, 2005-08

Most rebounds: 1,205, Malcolm Mackey, 1990-93

Most rebounds per game: 12.9, Jim Caldwell, 1963-65

Most assists: 724, Drew Barry, 1993-96

Most assists per game: 7.0, Kenny Anderson, 1989-91

Most steals: 240, Mark Price, 1983-86

Most blocked shots: 425, Alvin Jones, 1998-01

Most games played: 130, Anthony McHenry, 2002-05; Marvin Lewis, 2001-04; Malcolm Mackey, 1990-93; Marcus Georges-Hunt, 2013-16

Most games started: 129, Marcus Georges-Hunt, 2013-16

Most consecutive games started: 126, Mark Price, 1983-86

Most minutes played: 4,604, Mark Price, 1983-86

Most personal fouls: 398, John Salley, 1983-86

Most times fouled out: 24, John Salley, 1983-86



RICH YUNKUS

1,000-Point Scorers

Pl.	Player	G	FG	3FG	FT	Points	Avg.
1.	Rich Yunkus (1969-71)	84	874	0	484	2,232	26.6
2.	Matt Harpring (1995-98)	124	753	211	508	2,225	17.9
3.	Mark Price (1983-86)	126	848	73	424	2,193	17.4
4.	Dennis Scott (1988-90)	99	744	351	276	2,115	21.4
5.	Tom Hammonds (1986-89)	123	853	1	374	2,081	16.9
6.	Travis Best (1992-95)	124	703	258	393	2,057	16.6
7.	James Forrest (1992-95)	114	812	3	351	1,978	17.4
8.	Brian Oliver (1987-90)	127	680	105	383	1,848	14.6
9.	Duane Ferrell (1985-88)	127	720	10	368	1,818	14.3
10.	Malcolm Mackey (1990-93)	130	709	0	318	1,736	13.4
11.	Marcus Georges-Hunt (2013-16)	130	569	122	468	1,728	13.3
12.	Tony Akins (1999-02)	122	529	301	299	1,658	13.6
13.	Roger Kaiser (1959-61)	80	591	0	446	1,628	20.4
14.	B.J. Elder (2002-05)	122	587	222	220	1,616	13.2
15.	Bruce Dalrymple (1984-87)	126	614	12	348	1,588	12.6
16.	John Salley (1983-86)	125	595	0	397	1,587	12.7
17.	Kenny Anderson (1990-91)	65	561	113	262	1,497	23.0
18.	Jim Wood (1974-77)	106	602	0	255	1,459	13.8
19.	Lenny Horton (1977-80)	107	514	0	338	1,411	13.2
20.	Anthony Morrow (2005-08)	123	473	258	196	1,400	11.4
21.	Marvin Lewis (2001-04)	130	468	239	221	1,396	10.7
22.	Bobby Kimmel (1954-57)	98	436	0	491	1,363	13.9
23.	Alvin Jones (1998-01)	124	450	0	412	1,312	10.6
24.	Tico Brown (1977-79)	81	544	0	220	1,308	16.1
25.	Michael Maddox (1995-98)	126	496	133	178	1,303	10.3
26.	Bud Blemker (1957-59)	78	501	0	264	1,266	16.2
27.	Jarrett Jack (2003-05)	101	406	93	360	1,265	12.5
28.	Drew Barry (1993-96)	117	409	179	256	1,253	10.7
29.	Phil Wagner (1966-68)	67	449	0	291	1,189	17.7
	Terry Randall (1957-59)	77	448	0	293	1,189	15.4
31.	Sammy Drummer (1978-79)	53	489	0	206	1,184	22.3
32.	Gani Lawal (2008-10)	99	446	0	275	1,167	11.8
33.	Iman Shumpert (2009-11)	92	387	111	281	1,166	12.7
34.	Jim Caldwell (1963-65)	77	461	0	232	1,154	15.0
35.	Jim Nolan (1946-49)	86	420	0	296	1,136	13.2
36.	Brook Steppe (1979-80, 82)	77	410	0	285	1,105	14.4
37.	Pete Silas (1951-53)	72	421	0	242	1,084	15.1
38.	Melvin Dold (1948-51)	100	442	0	196	1,080	10.8
	Jon Barry (1991-92)	65	381	176	142	1,080	16.6
40.	Lewis Clinch (2006-09)	105	377	176	118	1,048	11.3
41.	Jason Floyd (1997-00)	121	363	169	120	1,015	8.4
42.	Zachery Peacock (2007-10)	122	384	48	193	1,009	8.3
43.	Daniel Miller (2011-14)	126	423	0	161	1,007	8.0

1,000 Points & 500 Rebounds

Player (Years)	Pts	Reb
Rich Yunkus (1969-71)	2,232	955
Matt Harpring (1995-98)	2,225	997
Dennis Scott (1988-90)	2,115	523
Tom Hammonds (1986-89)	2,081	885
James Forrest (1992-95)	1,978	846
Brian Oliver (1987-90)*	1,848	613
Duane Ferrell (1985-88)	1,818	680
Malcolm Mackey (1990-93)	1,734	1,205
Marcus Georges-Hunt (2013-16)	1,728	580
Bruce Dalrymple (1984-87)*	1,588	744
John Salley (1983-86)	1,587	798
Jim Wood (1974-77)	1,459	740
Lenny Horton (1977-80)	1,411	704
Bobby Kimmel (1954-57)	1,363	605
Alvin Jones (1998-01)	1,312	1,075
Michael Maddox (1995-98)	1,303	687
Gani Lawal (2008-10)	1,167	712
Jim Caldwell (1963-65)	1,154	993
Daniel Miller (2011-14)	1,007	821

1,000 Points & 400 Assists

Player (Years)	Pts	As
Mark Price (1983-86)	2,193	510
Travis Best (1992-95)	2,057	692
Brian Oliver (1987-90)*	1,848	538
Tony Akins (1999-02)	1,658	560
Bruce Dalrymple (1984-87)*	1,588	446
Kenny Anderson (1990-91)	1,497	454
Jarrett Jack (2003-05)	1,265	543
Drew Barry (1993-96)	1,253	724

*Only Tech players to have 1,000 points, 500 rebounds and 400 assists



MALCOLM MACKEY

CAREER LEADERS

Scoring Average

1. Rich Yunkus (1969-71)	26.6
2. Kenny Anderson (1990-91)	23.0
3. Sammy Drummer (1978-79)	22.3
4. Dennis Scott (1988-90)	21.4
5. Roger Kaiser (1995-98)	20.4
6. Matt Harpring (1995-98)	17.9
7. Phil Wagner (1966-68)	17.7
8. Mark Price (1983-86)	17.4
James Forrest (1992-95)	17.4
10. Jason Collier (1999-00)	17.1
11. Tom Hammonds (1986-89)	16.9
12. Travis Best (1992-95)	16.6
13. Jon Barry (1991-92)	16.6
14. Bud Blemker (1957-59)	16.2
15. Tico Brown (1977-79)	16.1
16. Terry Randall (1957-59)	15.4
17. Jim Caldwell (1963-65)	15.0
18. Brian Oliver (1987-90)	14.6
19. Brook Steppe (1979-80,82)	14.4
20. Duane Ferrell (1985-88)	14.3

Rebounds

1. Malcolm Mackey (1990-93)	1205
2. Alvin Jones (1998-01)	1075
3. Matt Harpring (1995-98)	997
4. Jim Caldwell (1963-65)	993
5. Rich Yunkus (1969-71)	955
6. Tom Hammonds (1986-89)	885
7. James Forrest (1992-95)	846
8. Daniel Miller (2011-14)	821
9. John Salley (1983-86)	798
10. Eddie Elisma (1994-97)	762
11. Bruce Dalrymple (1984-87)	744
12. Jim Wood (1974-77)	740
13. Gani Lawal (2008-10)	712
14. Jeremis Smith (2005-08)	708
15. Lenny Horton (1977-80)	704
16. Michael Maddox (1995-98)	687
17. Duane Ferrell (1985-88)	680
18. Ivano Newbill (1991-94)	654
19. Luke Schenscher (2002-05)	640
20. Dave Denton (1958-60)	621

Rebound Average

1. Jim Caldwell (1963-65)	12.9
2. Rich Yunkus (1969-71)	11.4
3. Lenny Horton (1955-57)	10.3
4. Malcolm Mackey (1990-93)	9.3
5. Dave Denton (1958-60)	8.9
6. Bobby Kimmel (1954-57)	8.7
Alvin Jones (1998-01)	8.7
8. Charles Mitchell (2014-16)	8.5
9. Jason Collier (1999-00)	8.3
10. Matt Harpring (1995-98)	8.0
11. Alan Nass (1961-63)	7.9
12. Mike Green (1975-76)	7.8
13. Frank Inman (1957-58)	7.5
14. James Forrest (1992-95)	7.4
15. Tom Hammonds (1986-89)	7.2
Gani Lawal (2008-10)	7.2
17. Jim Wood (1974-77)	7.0
18. Yvon Joseph (1983-85)	6.9
Matt Geiger (1991-92)	6.9
20. Ed Nelson (2002-03)	6.7

Field Goals

1. Rich Yunkus (1969-71)	874
2. Tom Hammonds (1986-89)	853
3. Mark Price (1983-86)	848
4. James Forrest (1992-95)	812
5. Matt Harpring (1995-98)	753
6. Dennis Scott (1988-90)	744
7. Duane Ferrell (1985-88)	720
8. Malcolm Mackey (1990-93)	709
9. Travis Best (1992-95)	703
10. Brian Oliver (1987-90)	680
11. Bruce Dalrymple (1984-87)	614
12. John Salley (1983-86)	595
13. Roger Kaiser (1995-98)	591
14. B.J. Elder (2002-05)	587
15. Marcus Georges-Hunt (2013-16)	569
16. Kenny Anderson (1990-91)	561
17. Tico Brown (1977-79)	544
18. Tony Akins (1999-02)	529
19. Lenny Horton (1977-80)	514
20. Bud Blemker (1957-59)	501

Field Goal Attempts

1. Mark Price (1983-86)	1740
2. Rich Yunkus (1969-71)	1724
3. Dennis Scott (1988-90)	1645
4. Matt Harpring (1995-98)	1621
5. James Forrest (1992-95)	1614
6. Travis Best (1992-95)	1540
7. Tom Hammonds (1986-89)	1506
8. B.J. Elder (2002-05)	1376
9. Tony Akins (1999-02)	1369
10. Roger Kaiser (1995-98)	1362
11. Duane Ferrell (1985-88)	1340
12. Brian Oliver (1987-90)	1317
13. Marcus Georges-Hunt (2013-16)	1314
14. Malcolm Mackey (1990-93)	1300
15. Bud Blemker (1957-59)	1298
16. Bruce Dalrymple (1984-87)	1269
17. Bobby Kimmel (1954-57)	1262
18. Jim Wood (1974-77)	1231
19. Kenny Anderson (1990-91)	1185
20. Mike Bortoff (1974-76)	1164

Field Goal Percentage

1. Lee Goza (1981-82)	620
2. Bill Mayer (1958-60)	612
3. John Salley (1983-86)	587
4. Matt Geiger (1991-92)	582
5. Lenny Horton (1977-80)	569
6. Tom Hammonds (1986-89)	566
7. Eddie Elisma (1994-97)	551
8. Kammeon Holsley (2011-14)	551
9. Yvon Joseph (1984-85)	549
10. Gani Lawal (2008-10)	548
11. Malcolm Mackey (1990-93)	545
12. Luke Schenscher (2002-05)	542
13. Bill Allgood (1977-78)	540
14. Duane Ferrell (1985-88)	537
15. Alade Aminu (2006-09)	533
16. Jeremis Smith (2005-08)	532
17. Daniel Miller (2011-14)	527
18. Stan Guth (1965-67)	521
19. Charles Mitchell (2014-16)	520
20. Brian Oliver (1987-90)	516
Anthony Byrd (1982-84)	516
Brook Steppe (1979-80,82)	516

3-Point Field Goals

1. Dennis Scott (1988-90)	351
2. Tony Akins (1999-02)	301
3. Travis Best (1992-95)	258
Anthony Morrow (2005-08)	258
5. Marvin Lewis (2001-04)	239
6. B.J. Elder (2002-05)	222
7. Matt Harpring (1995-98)	211
8. Drew Barry (1993-96)	179
9. Jon Barry (1991-92)	176
Lewis Clinch (2006-09)	176
11. Jason Floyd (1997-00)	169
12. Shaun Fein (2000-01)	140
13. Michael Maddox (1995-98)	133
14. Marcus Georges-Hunt (2013-16)	122
15. Mfon Udofia (2010-13)	117
16. Kenny Anderson (1990-91)	113
17. Iman Shumpert (2009-11)	111
18. Adam Smith (2015-16)	109
19. T.J. Vines (1998-01)	108
20. Brian Oliver (1987-90)	105

3-Point Field Goal Att.

1. Dennis Scott (1988-90)	831
2. Tony Akins (1999-02)	812
3. Travis Best (1992-95)	656
4. Marvin Lewis (2001-04)	623
5. Anthony Morrow (2005-08)	613
6. B.J. Elder (2002-05)	600
7. Matt Harpring (1995-98)	585
8. Jason Floyd (1997-00)	522
9. Drew Barry (1993-96)	485
10. Lewis Clinch (2006-09)	481
11. Jon Barry (1991-92)	474
12. Marcus Georges-Hunt (2013-16)	371
13. Shaun Fein (2000-01)	368
14. Mfon Udofia (2010-13)	367
15. Iman Shumpert (2009-11)	364
16. Michael Maddox (1995-98)	353
17. T.J. Vines (1998-01)	325
18. Chris Bolden (2013-15)	312
19. Kenny Anderson (1990-91)	302
20. Glen Rice, Jr. (2010-12)	289

3-Point Field Goal Pct.

1. Mark Price (1983-86)	440
2. Dennis Scott (1988-90)	422
3. Anthony Morrow (2005-08)	421
4. Anthony Byrd (1982-84)	404
5. Bryan Hall (1991-93)	398
6. Travis Best (1992-95)	393
7. Craig Neal (1984-88)	388
8. Brian Oliver (1987-90)	385
9. Marvin Lewis (2001-04)	384
10. Fred Vinson (1992-94)	383
11. Shaun Fein (2000-01)	380
12. Michael Maddox (1995-98)	377
13. Kenny Anderson (1990-91)	374
14. Jon Barry (1991-92)	371
Tony Akins (1999-02)	371
16. Stephon Marbury (1996)	370
B.J. Elder (2002-05)	370
18. Drew Barry (1988-90)	369
19. Lewis Clinch (2006-09)	366
20. Jason Collier (1999-00)	362

*3-pt line of 17ft-9in for 1982-83 season;
no 3-pt shot from 1983-86; 19ft-9in from
1986-87 through 2007-08; 20ft-9in
since then.

Free Throws

1. Matt Harpring (1995-98)	508
2. Rich Yunkus (1969-71)	484
3. Marcus Georges-Hunt (2013-16)	468
4. Roger Kaiser (1995-96)	446
5. Bobby Kimmel (1954-57)	424
Mark Price (1983-86)	424
7. Alvin Jones (1998-01)	412
8. John Salley (1983-86)	397
9. Travis Best (1992-95)	393
10. Brian Oliver (1987-90)	383
11. Tom Hammonds (1986-89)	374
12. Duane Ferrell (1985-88)	368
13. Jarrett Jack (2003-05)	360
14. James Forrest (1992-95)	351
15. Bruce Dalrymple (1984-87)	348
16. Lenny Horton (1977-80)	338
17. Malcolm Mackey (1990-93)	318
18. Gary Phillips (1953-57)	305
19. Tony Akins (1999-02)	299
20. Terry Randall (1957-59)	293

Free Throw Attempts

1. Alvin Jones (1998-01)	718
2. Matt Harpring (1995-98)	675
3. John Salley (1983-86)	627
4. Marcus Georges-Hunt (2013-16)	625
5. Rich Yunkus (1969-71)	614
6. Bobby Kimmel (1954-57)	593
7. Roger Kaiser (1995-96)	520
8. Brian Oliver (1987-90)	516
9. Malcolm Mackey (1990-93)	512
10. Gary Phillips (1953-57)	509
11. James Forrest (1992-95)	506
12. Duane Ferrell (1985-88)	502
13. Mark Price (1983-86)	499
14. Gani Lawal (2008-10)	498
15. Bruce Dalrymple (1984-87)	488
16. Travis Best (1992-95)	486
17. Tom Hammonds (1986-89)	462
18. Jarrett Jack (2003-05)	452
Jeremis Smith (2005-08)	452
20. Lenny Horton (1977-80)	427

Free Throw Percentage

1. Anthony Morrow (2005-08)	867
2. Roger Kaiser (1995-96)	858
3. R.D. Craddock (1963-65)	851
4. Mark Price (1983-86)	850
5. Marvin Lewis (2001-04)	840
6. Steve Sherbak (1973-74)	837
7. Tom Hammonds (1986-89)	810
8. Travis Best (1992-95)	809
9. Ray Schnitzer (1974-77)	807
10. Bud Blemker (1957-59)	807
11. Bob Seemer (1968-70)	806
12. Phil Wagner (1966-68)	800
Dave Clark (1966-68)	800
Keith Weekly (1961)	800
15. Terry Randall (1957-59)	796
Jarrett Jack (2003-05)	796
17. Lenny Horton (1977-80)	792
18. Rich Yunkus (1969-71)	788
19. Kenny Anderson (1990-91)	787
Maurice Miller (2008-11)	787

Assists

1. Drew Barry (1993-96)	724
2. Travis Best (1992-95)	692
3. Craig Neal (1984-88)	659
4. Tony Akins (1999-02)	560
5. Jarrett Jack (2003-05)	543
6. Brian Oliver (1987-90)	538
7. Mark Price (1983-86)	510
8. Kenny Anderson (1990-91)	454
9. Bruce Dalrymple (1984-87)	446
10. Jim Thorne (1969-71)	410
11. Iman Shumpert (2009-11)	382
12. Maurice Miller (2008-11)	342
13. John Salley (1983-86)	319
14. Jon Barry (1991-92)	317
15. Duane Ferrell (1985-88)	289
Matt Harpring (1995-98)	289
17. Marcus Georges-Hunt (2013-16)	287
18. Dennis Scott (1988-90)	285
19. Mfon Udofia (2010-13)	283
20. Phil Wagner (1966-68)	265

Assist Average

1. Kenny Anderson (1990-91)	7.0
2. Drew Barry (1993-96)	6.2
3. Travis Best (1992-95)	5.6
4. Jarrett Jack (2003-05)	5.4
5. Craig Neal (1984-88)	5.2
6. Jim Thorne (1969-71)	4.9
Jon Barry (1991-92)	4.9
8. Tony Akins (1999-02)	4.6
9. Brian Oliver (1987-90)	4.2
10. Iman Shumpert (2009-11)	4.1
11. Mark Price (1983-86)	4.0
Phil Wagner (1966-68)	4.0

Steals

1. Mark Price (1983-86)	240
2. Bruce Dalrymple (1984-87)	227
3. Travis Best (1992-95)	217
4. Iman Shumpert (2009-11)	207
5. Drew Barry (1993-96)	193
6. Jarrett Jack (2003-05)	183
7. Matt Harpring (1995-98)	176
8. Tony Akins (1999-02)	173
9. Kenny Anderson (1990-91)	168
10. Dennis Scott (1988-90)	150
11. Brian Oliver (1987-90)	140
12. Jeremis Smith (2005-08)	135
13. Maurice Miller (2008-11)	130
14. Isma'il Muhammad (2002-05)	129
15. George Thomas (1980-83)	127
Craig Neal (1984-88)	127
17. Marvin Lewis (2001-04)	125
Daniel Miller (2011-14)	125
19. Jon Barry (1991-92)	124
20. Marcus Georges-Hunt (2013-16)	121

Blocked Shots

1. Alvin Jones (1998-01)	425
2. Daniel Miller (2011-14)	286
3. John Salley (1983-86)	243
4. Malcolm Mackey (1990-93)	199
5. Eddie Elisma (1994-97)	174
6. Luke Schenscher (2002-05)	157
7. Gani Lawal (2008-10)	127
8. Alade Aminu (2006-09)	105
9. Ra'Sean Dickey (2005-07)	96
10. Anthony McHenry (2002-05)	95
11. Matt Geiger (1991-92)	94
12. Michael Maddox (1995-98)	93
13. James Forrest (1992-95)	88
14. Antoine Ford (1985-87)	87
15. Ivano Newbill (1991-94)	82
Theodis Tarver (2003-06)	82
17. Derrick Favors (2010)	74
18. Tom Hammonds (1986-89)	72
19. Jason Collier (1999-00)	67
Chris Bosh (2003)	67

Games Played

1. Malcolm Mackey (1990-93)	130
Marvin Lewis (2001-04)	130
Anthony McHenry (2002-05)	130
Marcus Georges-Hunt (2013-16)	130
5. Mfon Udofia (2010-13)	128
6. Craig Neal (1984-88)	127
Duane Ferrell (1985-88)	127
Brian Oliver (1987-90)	127
9. Mark Price (1983-86)	126
Bruce Dalrymple (1984-87)	126
Michael Maddox (1995-98)	126
Isma'il Muhammad (2002-05)	126
Daniel Miller (2011-14)	126
14. John Salley (1983-86)	125
Kammeon Holsley (2011-14)	125
16. Travis Best (1992-95)	124
Matt Harpring (1995-98)	124
Alvin Jones (1998-01)	124
T.J. Vines (1998-01)	124
D'Andre Bell (2006-10)	124

Games Started

1. Marcus Georges-Hunt (2013-16).....	129
2. Malcolm Mackey (1990-93).....	127
3. Mark Price (1983-86).....	126
Bruce Dalrymple (1984-87).....	126
Daniel Miller (2011-14).....	126
6. John Salley (1983-86).....	125
7. Travis Best (1992-95).....	122
Tom Hammonds (1986-89).....	122
Duane Ferrell (1985-88).....	122
10. Matt Harpering (1995-98).....	119
11. Alvin Jones (1998-01).....	118
12. Tony Atkins (1999-02).....	117

SEASON RECORDS

TECH • TEAM

Most games played: 38 in 2003-04
Most victories: 28 in 2003-04, 1989-90
Most ACC victories: 13 in 1995-96
Most home victories: 16 in 2006-07
Most losses: 23 in 1980-81
Most ACC losses: 15 in 2014-15
Longest winning streak: 15 games in 1985-86
Most points: 3,096 in 1989-90
Highest scoring average: 88.5 in 1989-90 (3,096 in 35 games)
Lowest scoring average: 55.7 in 1980-81 (1,503 in 27 games)
Largest scoring margin: +12.2 in 1978-79
Most field goals: 1,141 in 1989-90
Most field goals attempted: 2,302 in 1989-90
Highest field goal percentage: .546 in 1985-86
Lowest field goal percentage: .348 in 1955-56
Most 3-point field goals: 296 in 1995-96
Most 3-point field goals attempted: 776 in 1995-96
Highest 3-point field goal percentage: .423 in 1987-88
Lowest 3-point field goal percentage: .267 in 2014-15
Most free throws: 656 in 1956-57
Fewest free throws: 287 in 1980-81
Most free throws attempted: 943 in 1956-57
Fewest free throws attempted: 459 in 1981-82
Best free throw percentage: .788 in 1976-77
Lowest free throw percentage: .611 in 1980-81
Most rebounds: 1,432 in 1991-92
Highest rebound average: 50.0 in 1958-59 (1,299 in 26 games)
Largest rebound margin: +7.4 in 2015-16
Most personal fouls: 795 in 2003-04
Fewest personal fouls: 414 in 1957-58
Most players fouled out: 29 in 1961-62
Fewest players fouled out: 5 in 2011-12
Most assists: 680 in 1987-88
Most blocked shots: 209 in 1997-98
Most steals: 338 in 2003-04

TECH • INDIVIDUAL

Most points: 970, Dennis Scott, 1989-90
Highest scoring average: 30.1, Rich Yunkus, 1970-71
Most field goals: 336, Dennis Scott, 1989-90
Most field goals attempted: 722, Dennis Scott, 1989-90
Highest field goal percentage: .639 (129-202), Eddie Elisma, 1995-96
Most 3-point field goals: 137, Dennis Scott, 1989-90
Most 3-point field goals attempted: 331, Dennis Scott, 1989-90
Highest 3-point field goal percentage: .480 (24-50), Bryan Hill, 1990-91
Most free throws: 205, Marcus Georges-Hunt, 2013-16
Most free throws attempted: 249, Marcus Georges-Hunt, 2013-16
Highest free throw percentage: .887 (63-71), Anthony Morrow, 2005-06
Most rebounds: 364, Jim Caldwell, 1963-64
Highest rebound average: 14.0, Jim Caldwell, 1963-64
Most assists: 303, Craig Neal, 1987-88
Most blocked shots: 141, Alvin Jones, 1997-98
Most steals: 89, Kenny Anderson, 1990-91
Most minutes played: 1,368, Dennis Scott, 1989-90
Most personal fouls: 127, Johnny McNeil, 1989-90
Most times fouled out: 10, Johnny McNeil, 1989-90; Pete Silas, 1950-51

SEASON RECORDS • FRESHMEN

Most points: 721, Kenny Anderson (1989-90)
Most points per game: 20.6, Kenny Anderson (1989-90)
Most rebounds: 278, Chris Bosh (2002-03)
Most rebounds per game: 9.0, Chris Bosh (2002-03)
Most field goals made: 283, Kenny Anderson (1989-90)
Most field goals attempted: 549, Kenny Anderson (1989-90)
Highest field goal percentage: .609, Tom Hammonds (1985-86)
Most 3-pt. field goals made: 98, Dennis Scott (1987-88)
Most 3-pt. field goals attempted: 238, Stephon Marbury (1995-96)
Highest 3-pt. field goal percentage: .471, Dennis Scott (1987-88)
Most free throws made: 127, Chris Bosh (2002-03)
Most free throws attempted: 186, Dion Glover (1997-98)
Highest free throw percentage: .877, Mark Price (1982-83)
Most assists: 285, Kenny Anderson (1989-90)
Most assists per game: 8.1, Kenny Anderson (1989-90)
Most steals: 79, Kenny Anderson (1989-90)
Most blocked shots: 141, Alvin Jones (1997-98)
Most minutes played: 1,345, Stephon Marbury (1995-96)
Most minutes per game: 37.7, Kenny Anderson (1989-90)

Top Scoring Tandems

No.	Player (Points)	Total	Year
1.	Dennis Scott (970) and Brian Oliver (724)	1,694	1989-90
2.	Stephon Marbury (679) and Matt Harpring (670)	1,349	1995-96
3.	Matt Harpring (691) and Dion Glover (608)	1,299	1997-98
4.	Dennis Scott (649) and Tom Hammonds (627)	1,276	1988-89
5.	Kenny Anderson (776) and Jon Barry (478)	1,254	1990-91
6.	Duane Ferrell (595) and Tom Hammonds (567)	1,162	1987-88
7.	Jon Barry (602) and Malcolm Mackey (553)	1,155	1991-92
8.	Marcus Georges-Hunt (601) and Adam Smith (540)	1,141	2015-16
9.	Mark Price (583) and John Salley (491)	1,074	1984-85
	James Forrest (586) and Travis Best (488)	1,074	1992-93
11.	Travis Best (607) and James Forrest (451)	1,058	1994-95
12.	Roger Kaiser (638) and Dave Denton (419)	1,057	1959-60
13.	B.J. Elder (568) and Jarrett Jack (474)	1,042	2003-04
14.	Mark Price (590) and John Salley (445)	1,035	1985-86
15.	Sammy Drummer (616) and Tico Brown (413)	1,029	1978-79
16.	Travis Best (532) and James Forrest (475)	1,007	1993-94
17.	Javaris Crittenton (460) and Thaddeus Young (445)	1,005	2006-07
18.	Sammy Drummer (568) and Tico Brown (435)	1,003	1977-78

Minimum 1,000 total points, 400 by each player

Top Rebounding Tandems

No.	Player (Rebounds)	Total	Year
1.	Gani Lawal (305) and Derrick Favors (303)	608	2009-10
2.	Malcolm Mackey (316) and Matt Geiger (254)	570	1991-92
3.	Matt Harpring (293) and Eddie Elisma (264)	557	1995-96
	Charles Mitchell (349) and Nick Jacobs (208)	557	2015-16
5.	Gani Lawal (294) and Alade Aminu (247)	541	2008-09
6.	Malcolm Mackey (306) and James Forrest (226)	532	1992-93
7.	Matt Harpring (302) and Michael Maddox (221)	523	1997-98
8.	Jason Collier (276) and Alvin Jones (241)	517	1999-00
9.	Lenny Cohen (288) and Bobby Kimmel (223)	511	1956-57
10.	Jim Caldwell (283) and Alan Nass (224)	507	1962-63
11.	Malcolm Mackey (262) and Dennis Scott (231)	493	1989-90
12.	Jim Wood (249) and Mike Green (232)	481	1974-75
	Chris Bosh (278) and Ed Nelson (203)	481	2002-03

Minimum 500 total rebounds, 200 by each player

Top Assist Tandems

No.	Player (Assists)	Total	Year
1.	Craig Neal (303) and Dennis Scott (116)	419	1987-88
2.	Jon Barry (207) and Travis Best (198)	405	1991-92
3.	Drew Barry (238) and Stephon Marbury (161)	399	1995-96
4.	Kenny Anderson (285) and Brian Oliver (111)	396	1989-90
5.	Brian Oliver (223) and Karl Brown (125)	348	1988-89
6.	Travis Best (176) and Drew Barry (164)	340	1992-93
7.	Drew Barry (181) and Travis Best (151)	332	1994-95
8.	Travis Best (167) and Drew Barry (141)	308	1993-94
9.	Mark Price (148) and Bruce Dalrymple (138)	286	1985-86
10.	Mark Price (150) and Bruce Dalrymple (135)	285	1984-85
11.	Kenny Anderson (169) and Jon Barry (110)	279	1990-91
	Craig Neal (121) and Bruce Dalrymple (108)	279	1986-87

Minimum 250 total assists, 100 by each player

ACC Statistical Leaders

INDIVIDUAL

Points Per Game	
1982-83	Mark Price.....20.3
1989-90	Dennis Scott.....27.7

Field Goal Percentage	
1984-85	John Salley......627
2002-03	Chris Bosh......560

3-Point Field Goal Percentage	
1987-88	Dennis Scott......464
1992-93	Travis Best......457
2005-06	Anthony Morrow......429
2007-08	Anthony Morrow......448

3-Point Field Goals Per Game	
1987-88	Dennis Scott......3.1
1988-89	Dennis Scott......3.6
1989-90	Dennis Scott......3.9
2001-02	Tony Atkins......3.2
2015-16	Adam Smith......3.0

Free Throw Percentage	
1982-83	Mark Price......877
1993-94	Travis Best......864
1994-95	Travis Best......847

Rebounds Per Game	
1999-00	Jason Collier......9.2
2000-01	Alvin Jones......10.4

Offensive Rebounds Per Game	
1992-93	Malcolm Mackey......4.6
1996-97	Eddie Elisma......3.96

Assists Per Game	
1987-88	Craig Neal......9.5
1989-90	Kenny Anderson......8.1
1993-94	Drew Barry......5.9
1994-95	Drew Barry......6.7
1995-96	Drew Barry......6.6

Steals Per Game	
1990-91	Kenny Anderson......3.0
2010-11	Iman Shumpert......2.7

Blocks Per Game	
1983-84	John Salley......2.3
1997-98	Alvin Jones......4.3
1998-99	Alvin Jones......3.5
1999-00	Alvin Jones......2.5
2002-03	Chris Bosh......2.2

Minutes Per Game	
1989-90	Dennis Scott......39.1
1990-91	Kenny Anderson......38.9
1993-94	Travis Best......37.5
1995-96	Drew Barry......37.5
1996-97	Matt Harpring......37.6

TEAM

Points Allowed Per Game	
1979-80	59.9

Field Goal Percentage Defense	
1991-92	.419
2003-04	.388

3-Pt. Field Goal Pct. Defense	
2003-04	.297

Free Throw Percentage	
1986-87	.760
1988-89	.758

3-Point Field Goals Per Game	
1989-90	7.4

3-Point Field Goal Percentage	
1991-92	.367
2001-02	.376

Blocked Shots Per Game	
1991-92	5.1
1997-98	6.3

Steals Per Game	
2006-07	9.9
2010-11	9.6

Turnover Margin	
1994-95	+3.4
2010-11	+2.9

SEASON LEADERS

Points

1. Dennis Scott (1989-90).....	970
2. Rich Yunkus (1970-71).....	815
3. Rich Yunkus (1969-70).....	814
4. Kenny Anderson (1990-91).....	776
5. Brian Oliver (1989-90).....	724
6. Kenny Anderson (1989-90).....	721
7. Matt Harpring (1997-98).....	691
8. Stephon Marbury (1995-96).....	679
9. Matt Harpring (1995-96).....	670
10. Dennis Scott (1988-89).....	649
11. Roger Kaiser (1959-60).....	638
12. Tom Hammonds (1988-89).....	627
13. Sammy Drummer (1978-79).....	616
14. Roger Kaiser (1960-61).....	608
Dion Glover (1997-98).....	608
16. Travis Best (1994-95).....	607
17. Rich Yunkus (1968-69).....	603
18. Jon Barry (1991-92).....	602
19. Marcus Georges-Hunt (2015-16).....	601
20. Duane Ferrell (1987-88).....	595
21. Mark Price (1985-86).....	590
22. James Forrest (1992-93).....	586
23. Mark Price (1984-85).....	583
24. Sammy Drummer (1977-78).....	568
Mark Price (1982-83).....	568
B.J. Elder (2003-04).....	568

Scoring Average

1. Rich Yunkus (1969-70).....	30.1
2. Dennis Scott (1989-90).....	27.7
3. Kenny Anderson (1990-91).....	25.9
4. Rich Yunkus (1970-71).....	25.5
5. Rich Yunkus (1968-69).....	24.1
6. Sammy Drummer (1978-79).....	23.7
7. Roger Kaiser (1960-61).....	23.4
8. Roger Kaiser (1959-60).....	22.8
9. Matt Harpring (1997-98).....	21.6
10. Brian Oliver (1989-90).....	21.3
11. Sammy Drummer (1977-78).....	21.0
12. Tom Hammonds (1988-89).....	20.9
13. Kenny Anderson (1989-90).....	20.6
14. Dennis Scott (1988-89).....	20.3
Mark Price (1982-83).....	20.3
16. Travis Best (1994-95).....	20.2
17. Phil Wagner (1967-68).....	19.6
18. Phil Wagner (1966-67).....	19.5
James Forrest (1992-93).....	19.5

Rebounds

1. Jim Caldwell (1963-64).....	364
2. Rich Yunkus (1970-71).....	356
3. Charles Mitchell (2015-16).....	349
4. Jim Caldwell (1964-65).....	346
5. Rich Yunkus (1969-70).....	323
6. Malcolm Mackey (1990-91).....	321
7. Malcolm Mackey (1991-92).....	316
8. Alvin Jones (2000-01).....	312
9. Malcolm Mackey (1992-93).....	306
10. Gani Lawal (2009-10).....	305
11. Derrick Favors (2009-10).....	303
12. Matt Harpring (1997-98).....	302
Alvin Jones (1998-99).....	302
14. Gani Lawal (2008-09).....	294
15. Matt Harpring (1995-96).....	293
16. Lenny Cohen (1956-57).....	288
17. Jim Caldwell (1962-63).....	283
18. Chris Bosh (2002-03).....	278
19. Jason Collier (1999-00).....	276
Rich Yunkus (1968-69).....	276

Rebound Average

1. Jim Caldwell (1963-64).....	14.0
2. Jim Caldwell (1964-65).....	13.8
3. Rich Yunkus (1969-70).....	12.0
4. Lenny Cohen (1956-57).....	11.1
Rich Yunkus (1970-71).....	11.1
6. Rich Yunkus (1968-69).....	11.0
7. Jim Caldwell (1962-63).....	10.9
Dave Denton (1957-58).....	10.9
9. Malcolm Mackey (1990-91).....	10.7
10. Alan Nass (1960-61).....	10.4
Alvin Jones (2000-01).....	10.4
12. Malcolm Mackey (1992-93).....	10.2
13. Alvin Jones (1998-99).....	9.7
Charles Mitchell (2015-16).....	9.7
15. Jim Wood (1974-75).....	9.6
16. Gani Lawal (2008-09).....	9.5
17. Alan Nass (1961-62).....	9.4
18. Matt Harpring (1997-98).....	9.4
19. Mike Green (1974-75).....	9.3
20. Jason Collier (1999-00).....	9.2
21. Malcolm Mackey (1991-92).....	9.0
Chris Bosh (2002-03).....	9.0

Field Goals

1. Dennis Scott (1989-90).....	336
2. Rich Yunkus (1969-70).....	317
3. Rich Yunkus (1970-71).....	314
4. Kenny Anderson (1989-90).....	283
5. Kenny Anderson (1990-91).....	278
6. Brian Oliver (1989-90).....	260
7. Sammy Drummer (1978-79).....	257
8. Tom Hammonds (1988-89).....	250
9. James Forrest (1992-93).....	246
10. Rich Yunkus (1968-69).....	243
11. Roger Kaiser (1959-60).....	237
12. Stephon Marbury (1995-96).....	235
13. Mark Price (1985-86).....	233
Matt Harpring (1995-96).....	233
15. Sammy Drummer (1977-78).....	232
16. Duane Ferrell (1987-88).....	230
Matt Harpring (1997-98).....	230
18. Tom Hammonds (1987-88).....	229
19. Dennis Scott (1988-89).....	227
20. Mark Price (1984-85).....	223

Field Goal Attempts

1. Dennis Scott (1989-90).....	722
2. Rich Yunkus (1970-71).....	691
3. Kenny Anderson (1990-91).....	636
4. Rich Yunkus (1969-70).....	568
5. Sammy Drummer (1978-79).....	556
6. Kenny Anderson (1989-90).....	549
7. Roger Kaiser (1960-61).....	517
8. Stephon Marbury (1995-96).....	514
9. Dennis Scott (1988-89).....	512
10. Sammy Drummer (1977-78).....	504
Brian Oliver (1989-90).....	504
Matt Harpring (1997-98).....	504
13. Roger Kaiser (1959-60).....	503
Dion Glover (1997-98).....	503
15. Bud Blenker (1957-58).....	471
16. Travis Best (1994-95).....	469
17. Jon Barry (1991-92).....	468
B.J. Elder (2003-04).....	468
19. Tom Hammonds (1988-89).....	465
Rich Yunkus (1968-69).....	465

Field Goal Percentage

1. Eddie Elisma (1995-96).....	639
2. Lee Goza (1981-82).....	636
3. Bill Mayer (1969-70).....	634
4. John Salley (1984-85).....	627
5. Ra'Sean Dickey (2004-05).....	621
6. Matt Geiger (1991-92).....	611
Derrick Favors (2009-10).....	611
8. Lenny Horton (1977-78).....	610
Lenny Horton (1978-79).....	610
10. Lee Goza (1980-81).....	609
Tom Hammonds (1985-86).....	609
12. John Salley (1985-86).....	606
13. Ra'Sean Dickey (2005-06).....	597
14. Jeremis Smith (2006-07).....	596
Ra'Sean Dickey (2006-07).....	596
16. Duane Ferrell (1985-86).....	595
17. John Salley (1983-84).....	589
18. Luke Schenscher (2001-02).....	587
19. Lenny Horton (1979-80).....	584
20. Kerry O'Brien (1979-80).....	580

3-Point Field Goals

1. Dennis Scott (1989-90).....	137
2. Dennis Scott (1988-89).....	116
3. Adam Smith (2015-16).....	109
4. Jon Barry (1991-92).....	99
5. Dennis Scott (1987-88).....	98
Tony Akins (2001-02).....	98
7. Stephon Marbury (1995-96).....	88
8. Marvin Lewis (2003-04).....	82
9. Anthony Morrow (2007-08).....	81
10. Travis Best (1992-93).....	80
11. Tony Akins (2000-01).....	78
Anthony Morrow (2005-06).....	78
13. Jon Barry (1990-91).....	77
Drew Barry (1995-96).....	77
B.J. Elder (2003-04).....	77
16. Mark Price (1982-83).....	73
Travis Best (1994-95).....	73
18. Fred Vinson (1993-94).....	72
Shaun Fein (2000-01).....	72
20. Lewis Clinch (2008-09).....	71

*3-pt line of 17ft-9in for 1982-83 season;
no 3-pt shot from 1983-86; 19ft-9in from
1986-87 through 2007-08.; 20ft-9in
since then.

3-Point Field Goal Att.

1. Dennis Scott (1989-90).....	331
2. Dennis Scott (1988-89).....	292
3. Jon Barry (1991-92).....	265
4. Adam Smith (2015-16).....	263
5. Tony Akins (2001-02).....	243
6. Stephon Marbury (1995-96).....	238
7. Jason Floyd (1998-99).....	211
8. Lewis Clinch (2008-09).....	210
9. Jon Barry (1990-91).....	209
Drew Barry (1995-96).....	209
11. Dennis Scott (1987-88).....	208
12. Marvin Lewis (2003-04).....	206
B.J. Elder (2003-04).....	206
14. Tony Akins (1998-99).....	198
Travis Best (1994-95).....	192
16. Matt Harpring (1996-97).....	190
17. Shaun Fein (1999-00).....	186
18. Tony Akins (2000-01).....	186
19. Tony Akins (1999-00).....	185
Kenny Anderson (1990-91).....	185

3-Point Field Goal Pct.

1. Bryan Hill (1990-91).....	480
2. Chris Bosh (2002-03).....	478
3. Lewis Clinch (2006-07).....	476
4. Dennis Scott (1987-88).....	471
5. Travis Best (1992-93).....	457
6. Anthony Morrow (2007-08).....	448
7. Jarrett Jack (2004-05).....	442
8. Mark Price (1982-83).....	440
9. Matt Harpring (1995-96).....	429
Anthony Morrow (2005-06).....	429
11. Drew Barry (1994-95).....	427
T.J. Vines (1998-99).....	427
13. Matt Causey (2007-08).....	424
14. Michael Maddox (1995-96).....	426
15. Tony Akins (2000-01).....	419
Thaddeus Young (2006-07).....	419
17. Anthony Morrow (2006-07).....	418
18. Craig Neal (1986-87).....	415
19. Dennis Scott (1989-90).....	414
20. Kenny Anderson (1989-90).....	410

Free Throws

1. Marcus Georges-Hunt (2015-16).....	205
2. Rich Yunkus (1970-71).....	187
3. Rich Yunkus (1969-70).....	180
4. Matt Harpring (1997-98).....	179
5. Roger Kaiser (1960-61).....	176
6. Roger Kaiser (1959-60).....	164
7. Dennis Scott (1989-90).....	161
8. Kenny Anderson (1990-91).....	155
9. Jarrett Jack (2003-04).....	154
10. Brian Oliver (1989-90).....	147
11. Bobby Kimmel (1956-57).....	143
12. Iman Shumpert (2010-11).....	141
13. Matt Harpring (1995-96).....	138
14. Mark Price (1984-85).....	137
15. Brook Steppe (1979-80).....	135
16. Alvin Jones (2000-01).....	133
17. Duane Ferrell (1987-88).....	131
18. Dave Denton (1959-60).....	129
Malcolm Mackey (1991-92).....	129
20. Chris Bosh (2002-03).....	127
Gani Lawal (2009-10).....	127

Free Throw Attempts

1. Marcus Georges-Hunt (2015-16).....	249
2. Rich Yunkus (1970-71).....	241
3. Alvin Jones (2000-01).....	223
4. Gani Lawal (2009-10).....	222
5. Matt Harpring (1997-98).....	221
6. Rich Yunkus (1969-70).....	217
7. Bobby Kimmel (1956-57).....	216
8. Brian Oliver (1989-90).....	204
9. Roger Kaiser (1960-61).....	203
Dennis Scott (1989-90).....	203
11. Alvin Jones (1998-99).....	201
12. Jarrett Jack (2003-04).....	192
13. Roger Kaiser (1959-60).....	190
14. Malcolm Mackey (1991-92).....	189
15. Kenny Anderson (1990-91).....	187
16. Dion Glover (1997-98).....	186
17. Lenny Cohen (1956-57).....	183
18. Dave Denton (1959-60).....	183
19. Matt Harpring (1995-96).....	181
20. Alvin Jones (1999-00).....	179

Free Throw Percentage

1. Anthony Morrow (2005-06).....	887
2. Mark Price (1982-83).....	877
3. Maurice Miller (2010-11).....	871
4. R.D. Craddock (1963-64).....	876
5. Andy McCain (1971-72).....	869
6. Marvin Lewis (2000-01).....	868
7. Roger Kaiser (1959-60).....	867
8. Travis Best (1993-94).....	866
Jarrett Jack (2004-05).....	866
10. Roger Kaiser (1958-59).....	865
11. R.D. Craddock (1962-63).....	865
12. Dave Clark (1966-67).....	862
13. Keith Weekly (1961-62).....	859
Anthony Morrow (2007-08).....	859
15. Mark Price (1985-86).....	855
16. Steve Sherbak (1972-73).....	848
17. Anthony Morrow (2006-07).....	845
18. Travis Best (1994-95).....	847
19. Bob Seemer (1968-69).....	844
20. Jason Floyd (1998-99).....	842

Assists

1. Craig Neal (1987-88).....	303
2. Kenny Anderson (1989-90).....	285
3. Drew Barry (1995-96).....	238
4. Brian Oliver (1988-89).....	223
5. Jarrett Jack (2003-04).....	213
6. Jon Barry (1991-92).....	207
7. Travis Best (1991-92).....	198
8. Jarrett Jack (2002-03).....	185
9. Javaris Crittenton (2006-07).....	184
10. Drew Barry (1994-95).....	181
11. Travis Best (1992-93).....	176
Tony Akins (2001-02).....	176
13. Craig Neal (1986-87).....	171
14. Kenny Anderson (1990-91).....	169
15. Travis Best (1993-94).....	167
16. Drew Barry (1992-93).....	164
17. Jim Thorne (1969-70).....	163
18. Stephon Marbury (1995-96).....	161
19. Jim Thorne (1970-71).....	160
20. Iman Shumpert (2008-09).....	154

Assist Average

1. Craig Neal (1987-88).....	9.5
2. Kenny Anderson (1989-90).....	8.1
3. Brian Oliver (1988-89).....	7.0
4. Drew Barry (1994-95).....	6.7
5. Drew Barry (1995-96).....	6.6
6. Jarrett Jack (2002-03).....	6.0
7. Drew Barry (1993-94).....	5.9
8. Travis Best (1992-93).....	5.9
9. Jon Barry (1991-92).....	5.9
10. Craig Neal (1986-87).....	5.9
11. Travis Best (1993-94).....	5.8
12. Javaris Crittenton (2006-07).....	5.8
13. Travis Best (1991-92).....	5.7
Tony Akins (2001-02).....	5.7
15. Kenny Anderson (1990-91).....	5.6
Jarrett Jack (2003-04).....	5.6

Steals

1. Kenny Anderson (1990-91).....	89
2. Iman Shumpert (2010-11).....	85
3. Kenny Anderson (1989-90).....	79
4. Jarrett Jack (2003-04).....	74
5. Jon Barry (1991-92).....	71
6. Bruce Dairymple (1985-86).....	70
Dion Glover (1997-98).....	70
8. Mark Price (1984-85).....	66
9. Bruce Dairymple (1984-85).....	65
Drew Barry (1995-96).....	65
Javaris Crittenton (2006-07).....	65
12. Mark Price (1985-86).....	64
Iman Shumpert (2008-09).....	64
14. Stephon Marbury (1995-96).....	63
Matt Harpring (1995-96).....	63
16. Dennis Scott (1989-90).....	62
17. George Thomas (1982-83).....	60
Travis Best (1994-95).....	60
19. Tony Akins (2001-02).....	59
20. Travis Best (1993-94).....	58
Jarrett Jack (2004-05).....	58
Iman Shumpert (2009-10).....	58

Blocked Shots

1. Alvin Jones (1997-98).....	141
2. Alvin Jones (1998-99).....	107
3. Alvin Jones (2000-01).....	101
4. John Salley (1984-85).....	82
5. Daniel Miller (2013-14).....	80
6. Alvin Jones (1999-00).....	76
7. Daniel Miller (2011-12).....	75
8. Derrick Favors (2009-10).....	74
9. John Salley (1983-84).....	67
Chris Bosh (2002-03).....	67
Daniel Miller (2010-11).....	67
12. Matt Geiger (1991-92).....	65
Eddie Elisma (1995-96).....	65
14. Daniel Miller (2012-13).....	64
15. Malcolm Mackey (1992-93).....	61
16. John Salley (1985-86).....	59
17. Luke Schenscher (2004-05).....	56
18. Alade Aminu (2008-09).....	55
19. Malcolm Mackey (1990-91).....	54
Eddie Elisma (1996-97).....	54
Luke Schenscher (2003-04).....	54

ANNUAL STATISTICAL LEADERS

Scoring Average

Season	Player	G	Pts	Avg
1952-53	Pete Silas	22	374	17.0
1953-54	Dick Lenholt	24	300	12.5
1954-55	Joe Helms	25	362	14.5
1955-56	Bobby Kimmel	23	433	18.8
1956-57	Bud Blemker	26	426	16.4
1957-58	Bud Blemker	26	452	17.4
1958-59	Bud Blemker	26	388	14.9
1959-60	Roger Kaiser	28	638	22.8
1960-61	Roger Kaiser	26	608	23.4
1961-62	Mike Tomasovich	26	342	13.2
1962-63	Jim Caldwell	26	357	13.7
1963-64	Jim Caldwell	26	363	14.0
1964-65	Jim Caldwell	25	434	17.4
1965-66	Phil Wagner	26	387	14.9
1966-67	Phil Wagner	21	410	19.5
1967-68	Phil Wagner	20	392	19.6
1968-69	Rich Yunkus	25	603	24.1
1969-70	Rich Yunkus	27	814	30.1
1970-71	Rich Yunkus	32	815	25.5
1971-72	Steve Post	26	394	15.2
1972-73	Steve Sherbak	25	369	14.8
1973-74	Jim Wood	25	278	11.1
1974-75	Jim Wood	26	389	15.0
1975-76	Jim Wood	27	398	14.7
1976-77	Tico Brown	28	460	16.4
1977-78	Sammy Drummer	27	568	21.0
1978-79	Sammy Drummer	26	616	23.7
1979-80	Brook Steppe	26	491	18.9
1980-81	Fred Hall	27	330	12.2
1981-82	Brook Steppe	25	445	17.8
1982-83	Mark Price	28	568	20.3
1983-84	Mark Price	29	452	15.6
1984-85	Mark Price	35	583	16.7
1985-86	Mark Price	34	590	17.4
1986-87	Duane Ferrell	29	520	17.9
1987-88	Tom Hammonds	30	567	18.9
1988-89	Tom Hammonds	30	627	20.9
1989-90	Dennis Scott	35	970	27.7
1990-91	Kenny Anderson	30	776	25.9
1991-92	Jon Barry	35	602	17.2
1992-93	James Forrest	30	586	19.5
1993-94	James Forrest	25	475	19.0
1994-95	Travis Best	30	607	20.2
1995-96	Stephon Marbury	36	679	18.9
1996-97	Matt Harpring	27	513	19.0
1997-98	Matt Harpring	32	691	21.6
1998-99	Jason Collier	25	430	17.2
1999-00	Jason Collier	30	509	17.0
2000-01	Tony Atkins	30	436	14.5
2001-02	Tony Atkins	31	528	17.0
2002-03	Chris Bosh	31	485	15.6
2003-04	B.J. Elder	38	568	14.9
2004-05	Jarrett Jack	32	497	15.5
2005-06	Anthony Morrow	28	449	16.0
2006-07	Javaris Crittenton	32	460	14.4
	Thaddeus Young	31	445	14.4
2007-08	Anthony Morrow	32	456	14.3
2008-09	Lewis Clinch	24	372	15.5
2009-10	Gani Lawal	36	471	13.1
2010-11	Iman Shumpert	31	537	17.5
2011-12	Glen Rice, Jr.	21	274	13.0
2012-13	Marcus Georges-Hunt	31	334	10.8
2013-14	Trae Golden	31	411	13.3
2014-15	Marcus Georges-Hunt	31	407	13.6
2015-16	Marcus Georges-Hunt	36	601	16.7

Rebound Average

Season	Player	G	Reb	Avg
1952-53	Pete Silas	22	301	13.7
1953-54	record not available			
1954-55	Dick Lenholt	25	264	10.6
1955-56	Lenny Cohen	23	215	9.3
1956-57	Lenny Cohen	26	288	11.1
1957-58	Dave Denton	22	239	10.9
1958-59	Frank Inman	25	179	7.2
1959-60	Dave Denton	28	239	8.5
1960-61	Alan Nass	26	271	10.4
1961-62	Alan Nass	26	244	9.4
1962-63	Jim Caldwell	26	283	10.9
1963-64	Jim Caldwell	26	364	14.0
1964-65	Jim Caldwell	25	346	13.8
1965-66	Pete Thorne	26	184	7.1
1966-67	Pete Thorne	26	170	6.5
1967-68	Phil Wagner	20	132	6.6
1968-69	Rich Yunkus	25	276	11.0
1969-70	Rich Yunkus	27	323	12.0
1970-71	Rich Yunkus	32	356	11.1
1971-72	Karl Binns	24	156	6.5
1972-73	Andy McCain	24	193	8.0
1973-74	Harry Allen	25	153	5.9
1974-75	Jim Wood	26	249	9.6
1975-76	Mike Green	27	171	6.3
1976-77	Jim Wood	28	187	6.7

1977-78	Lenny Horton	27	202	7.5
1978-79	Lenny Horton	26	198	7.6
1979-80	Lenny Horton	26	170	6.5
1980-81	Lee Goza	27	177	6.6
1981-82	Brook Steppe	25	136	5.4
1982-83	John Salley	27	153	5.7
1983-84	Yvon Joseph	29	208	7.2
1984-85	John Salley	35	250	7.1
1985-86	John Salley	34	228	6.7
1986-87	Tom Hammonds	29	208	7.2
1987-88	Tom Hammonds	30	216	7.2
1988-89	Tom Hammonds	30	242	8.1
1989-90	Malcolm Mackey	35	262	7.5
1990-91	Malcolm Mackey	30	321	10.7
1991-92	Malcolm Mackey	35	316	9.0
1992-93	Malcolm Mackey	30	306	10.2
1993-94	James Forrest	25	198	7.9
1994-95	James Forrest	24	198	8.3
1995-96	Matt Harpring	36	293	8.1
1996-97	Matt Harpring	27	222	8.2
	Eddie Elisma	27	222	8.2
1997-98	Matt Harpring	32	302	9.4
1998-99	Alvin Jones	31	302	9.7
1999-00	Jason Collier	30	276	9.2
2000-01	Alvin Jones	30	312	10.4
2001-02	Ed Nelson	31	215	6.9
2002-03	Chris Bosh	31	278	9.0
2003-04	Luke Schenscher	38	252	6.6
2004-05	Luke Schenscher	32	235	7.3
2005-06	Jeremis Smith	28	230	8.2
2006-07	Jeremis Smith	32	190	5.9
2007-08	Jeremis Smith	32	227	7.1
2008-09	Gani Lawal	31	294	9.5
2009-10	Gani Lawal	36	305	8.5
2010-11	Iman Shumpert	31	184	5.9
2011-12	Glen Rice, Jr.	21	141	6.7
2012-13	Daniel Miller	31	206	6.6
2013-14	Daniel Miller	33	258	7.8
2014-15	Charles Mitchell	31	218	7.0
2015-16	Charles Mitchell	36	349	9.7

Field Goal Percentage

Season	Player	G	FG-FGA	Pct
1952-53	Bill Cohen	22	79-207	.382
1953-54	Dick Lenholt	24	115-306	.376
1954-55	Bill Cohen	25	94-252	.373
1955-56	Bobby Kimmel	23	137-342	.401
1956-57	Terry Randall	26	153-346	.442
1957-58	Terry Randall	25	157-387	.406
1958-59	Terry Randall	26	138-324	.426
1959-60	Roger Kaiser	28	237-503	.471
1960-61	Josh Powell	22	51-121	.421
1961-62	Josh Powell	26	99-231	.429
1962-63	Charlie Spooner	24	41-83	.494
1963-64	R.D. Craddock	25	113-253	.447
1964-65	R.D. Craddock	25	144-294	.490
1965-66	Pete Caldwell	25	55-111	.495
1966-67	Phil Wagner	21	164-291	.564
1967-68	Stan Guth	17	58-108	.537
1968-69	Rich Yunkus	25	243-465	.523
1969-70	Bill Mayer	27	123-194	.634
1970-71	Tommy Wilson	31	103-207	.498
1971-72	Steve Post	26	146-271	.539
1972-73	Andy McCain	24	152-308	.493
1973-74	Jim Wood	25	119-257	.463
1974-75	Jim Wood	26	167-327	.510
1975-76	Mike Green	27	81-150	.540
1976-77	Randy Foster	28	91-173	.526
1977-78	Lenny Horton	27	107-175	.611
1978-79	Lenny Horton	26	136-223	.610
1979-80	Lenny Horton	26	171-293	.584
1980-81	Lee Goza	27	106-174	.609
1981-82	Lee Goza	26	70-110	.636
1982-83	John Salley	27	104-207	.502
1983-84	John Salley	29	126-214	.589
1984-85	John Salley	35	193-308	.627
1985-86	Tom Hammonds	34	168-276	.609
1986-87	Tom Hammonds	29	206-362	.569
1987-88	Tom Hammonds	30	229-403	.568
1988-89	Brian Oliver	32	191-345	.554
1989-90	Brian Oliver	34	260-504	.516
1990-91	Malcolm Mackey	30	190-345	.551
1991-92	Matt Geiger	35	165-270	.611
1992-93	James Forrest	30	246-454	.542
1993-94	Ivano Newbill	29	66-121	.545
1994-95	Eddie Elisma	30	75-145	.517
1995-96	Eddie Elisma	36	129-202	.639
1996-97	Eddie Elisma	27	102-200	.510
1997-98	Alvin Jones	33	80-161	.497
1998-99	Alvin Jones	31	145-277	.523
1999-00	Jason Collier	30	178-376	.473
2000-01	Alvin Jones	30	134-278	.482
2001-02	Ed Nelson	31	101-202	.500
2002-03	Chris Bosh	31	168-300	.560
2003-04	Isma'il Muhammad	38	96-203	.570
2004-05	Ra'Sean Dickey	29	54-87	.621



CLOCKWISE FROM ABOVE - MARK PRICE IS THE ONLY PLAYER EVER TO LEAD TECH IN SCORING FOUR STRAIGHT YEARS. JIM CALDWELL WAS THE FIRST TECH PLAYER TO AVERAGED DOUBLE FIGURES IN REBOUNTING THREE STRAIGHT YEARS. ALVIN JONES BLOCKED MORE THAN 100 SHOTS IN THREE OF HIS FOUR YEARS.

2005-06	Ra'Sean Dickey	28	148-248	.597
2006-07	Ra'Sean Dickey	32	106-178	.596
	Jeremis Smith	32	99-166	.596
2007-08	Gani Lawal	32	90-158	.570
2008-09	Gani Lawal	31	184-331	.556
2009-10	Gani Lawal	36	179-293	.611
2010-11	Daniel Miller	31	60-121	.496
2011-12	Kammeon Holsey	31	121-205	.590
2012-13	Kammeon Holsey	31	111-199	.558
2013-14	Daniel Miller	33	149-258	.578
2014-15	Charles Mitchell	31	124-238	.521
2015-16	Charles Mitchell	36	154-297	.519

3-Point Field Goal Percentage


Season	Player	G	3P-3PA	Pct
1982-83	Mark Price	28	73-166	.440
1986-87	Craig Neal	29	34-82	.415
1987-88	Dennis Scott	32	98-208	.471
1988-89	Brian Oliver	32	28-70	.400
1989-90	Dennis Scott	35	137-331	.414
1990-91	Bryan Hill	29	24-50	.480
1991-92	Travis Best	35	56-145	.386
1992-93	Travis Best	30	80-175	.457
1993-94	Fred Vinson	29	72-181	.398
1994-95	Drew Barry	27	50-117	.427
1995-96	Matt Harpring	36	66-154	.429
1996-97	Matt Harpring	27	65-190	.342
1997-98	Jason Floyd	33	44-114	.386
1998-99	T.J. Vines	31	44-103	.427
1999-00	Jason Collier	30	31-84	.369
2000-01	Tony Atkins	30	78-186	.419
2001-02	Tony Atkins	31	98-243	.403
2002-03	Chris Bosh	31	22-46	.478
2003-04	Marvin Lewis	38	82-206	.398
2004-05	Jarrett Jack	32	46-104	.442
2005-06	Anthony Morrow	28	78-182	.429
2006-07	Thaddeus Young	31	39-93	.419
2007-08	Anthony Morrow	32	81-181	.448
2008-09	Lewis Clinch	24	71-220	.338

2009-10	Glen Rice, Jr.	36	28-60	.467
2010-11	Jason Morris	31	22-55	.400
2011-12	Nick Foreman	30	10-26	.385
2012-13	Jason Morris	18	13-31	.419
2013-14	Marcus Georges-Hunt	33	29-85	.341
2014-15	Chris Bolden	25	30-92	.326
2015-16	Adam Smith	36	109-263	.414

Free Throw Percentage

Season	Player	G	FT-FTA	Pct.
1952-53	Howard Snead	22	74-104	.712
1953-54	Johnny Harwell	24	45-65	.692
1954-55	Bobby Kimmel	25	122-170	.718
1955-56	Bobby Kimmel	23	159-207	.768
1956-57	Bud Blemker	26	104-125	.832
1957-58	Bud Blemker	26	88-111	.793
1958-59	Roger Kaiser	26	106-127	.835
1959-60	Roger Kaiser	28	164-190	.864
1960-61	Roger Kaiser	26	176-203	.867
1961-62	Josh Powell	26	66-84	.786
1962-63	R.D. Craddock	26	64-74	.865
1963-64	R.D. Craddock	25	113-137	.825
1964-65	R.D. Craddock	25	92-105	.876
1965-66	Pres Judy	26	63-77	.818
1966-67	Phil Wagner	21	82-104	.788
1967-68	Dave Clark	25	75-87	.862
1968-69	Jim Thorne	24	55-70	.786
1969-70	Bud Seemer	27	76-90	.844
1970-71	Rich Yunus	32	187-241	.776
1971-72	Steve Post	26	102-129	.791
1972-73	Andy McCallin	24	53-61	.869
1973-74	Ray Schnitzer	25	40-53	.755
1974-75	Ray Schnitzer	26	92-115	.800
1975-76	Ray Schnitzer	27	46-56	.821
1976-77	Tico Brown	28	78-95	.821
1977-78	Sammy Drummer	27	104-128	.813
1978-79	Lenny Horton	26	65-78	.833
1979-80	Lenny Horton	26	104-127	.819
1980-81	Lee Goza	27	54-80	.675

ANNUAL STATISTICAL LEADERS



JIM CALDWELL



ALVIN JONES

1981-82	Brook Steppe.....	25	95-129	.736
1982-83	Mark Price.....	28	93-106	.877
1983-84	Mark Price.....	29	70-85	.824
1984-85	Mark Price.....	35	137-163	.840
1985-86	Mark Price.....	34	124-145	.855
1986-87	Duane Ferrell.....	29	112-138	.811
1987-88	Tom Hammonds.....	30	109-132	.826
1988-89	Dennis Scott.....	32	79-97	.814
1989-90	Dennis Scott.....	35	161-203	.793
1990-91	Kenny Anderson.....	30	155-187	.829
1991-92	Travis Best.....	35	72-98	.735
1992-93	Travis Best.....	30	82-109	.752
1993-94	Travis Best.....	29	123-142	.866
1994-95	Travis Best.....	30	116-137	.847
1995-96	Drew Barry.....	36	105-133	.789
1996-97	Eddie Elisma.....	27	57-79	.722
1997-98	Matt Harpring.....	32	179-221	.810
1998-99	Jason Floyd.....	31	48-57	.842
1999-00	Tony Akins.....	30	55-71	.775
2000-01	Marvin Lewis.....	30	46-53	.868
2001-02	Marvin Lewis.....	31	63-72	.875
2002-03	Marvin Lewis.....	31	60-73	.822
2003-04	Jarrett Jack.....	38	154-192	.802
2004-05	Jarrett Jack.....	32	123-142	.866
2005-06	Anthony Morrow.....	28	63-71	.887
2006-07	Anthony Morrow.....	32	49-58	.845
2007-08	Anthony Morrow.....	32	67-78	.859
2008-09	Zachery Peacock.....	30	55-75	.733
2009-10	Maurice Miller.....	32	43-53	.811
2010-11	Maurice Miller.....	32	54-62	.871
2011-12	Daniel Miller.....	31	32-42	.762
2012-13	Daniel Miller.....	31	51-70	.729
2013-14	Trae Golden.....	31	119-152	.783
2014-15	Marcus Georges-Hunt.....	30	116-152	.763
2015-16	Marcus Georges-Hunt.....	36	205-249	.823

Assist Average

Season	Player	G	No	Avg
1965-66	Phil Wagner.....	26	99	3.8
1966-67	Phil Wagner.....	21	88	4.2
1967-68	Phil Wagner.....	20	78	3.9
1968-69	Jim Thorne.....	24	88	3.7
1969-70	Jim Thorne.....	27	163	6.0
1970-71	Jim Thorne.....	30	160	5.3
1971-72	Frank Samoylo.....	25	88	3.5
1972-73	Steve Sherbak.....	25	141	5.6
1973-74	Steve Sherbak.....	15	51	3.4
1974-75	Mike Bottorf.....	26	72	2.8
1975-76	Mike Bottorf.....	27	70	2.6
1976-77	Ray Schnitzer.....	28	60	2.1
1977-78	Billy Smith.....	27	61	2.3
1978-79	Billy Smith.....	25	49	2.0
1979-80	Brook Steppe.....	26	64	2.5
1980-81	George Thomas.....	21	64	3.0
1981-82	Brian Howard.....	25	62	2.5
1982-83	Mark Price.....	28	91	3.3
1983-84	Mark Price.....	29	121	4.2
1984-85	Mark Price.....	35	150	4.3
1985-86	Mark Price.....	34	148	4.4
1986-87	Craig Neal.....	29	171	5.9
1987-88	Craig Neal.....	32	303	9.5
1988-89	Brian Oliver.....	32	223	7.0
1989-90	Kenny Anderson.....	35	285	8.1
1990-91	Kenny Anderson.....	30	169	5.6
1991-92	Jon Barry.....	35	207	5.9
1992-93	Travis Best.....	30	176	5.9
1993-94	Drew Barry.....	24	141	5.9
1994-95	Drew Barry.....	27	181	6.7
1995-96	Drew Barry.....	36	238	6.6
1996-97	Kevin Morris.....	27	85	3.1
1997-98	Travis Spivey.....	33	143	4.3
1998-99	Tony Akins.....	31	148	4.8
1999-00	Tony Akins.....	30	108	3.6
2000-01	Tony Akins.....	30	128	4.3
2001-02	Tony Akins.....	31	176	5.7
2002-03	Jarrett Jack.....	31	185	6.0
2003-04	Jarrett Jack.....	38	213	5.6
2004-05	Jarrett Jack.....	32	145	4.5
2005-06	Zam Fredrick.....	28	110	3.9
2006-07	Javaris Crittenton.....	32	184	5.8
2007-08	Matt Causey.....	30	111	3.7
2008-09	Iman Shumpert.....	31	154	4.9
2009-10	Iman Shumpert.....	30	120	4.0
2010-11	Iman Shumpert.....	31	108	4.2
2011-12	Milon Udofia.....	31	88	2.8
2012-13	Milon Udofia.....	31	91	2.9
2013-14	Trae Golden.....	31	97	3.1
2014-15	Travis Jorgenson.....	30	100	3.3
2015-16	Marcus Georges-Hunt.....	36	119	3.3

Blocked Shots

Season	Player	G	No	Avg
1976-77	Tico Brown.....	28	18	0.6
1977-78	Lenny Horton.....	27	8	0.3
1978-79	Steve Neal.....	26	15	0.6
1979-80	Lenny Horton.....	26	5	0.2
	Kerry O'Brien.....	26	5	0.2
1980-81	Lee Goza.....	27	14	0.5
1981-82	Brook Steppe.....	25	10	0.4
1982-83	John Salley.....	27	35	1.3
1983-84	John Salley.....	29	67	2.3
1984-85	John Salley.....	35	82	2.3
1985-86	John Salley.....	34	59	1.7
1986-87	Antoine Ford.....	29	45	1.6
1987-88	Duane Ferrell.....	32	24	0.8
1988-89	Tom Hammonds.....	30	26	0.9
1989-90	Malcolm Mackey.....	35	41	1.8
1990-91	Malcolm Mackey.....	30	54	1.8
1991-92	Matt Geiger.....	35	65	1.9
1992-93	Malcolm Mackey.....	30	61	2.0
1993-94	Eddie Elisma.....	29	26	0.9
1994-95	Eddie Elisma.....	30	35	1.2
1995-96	Eddie Elisma.....	36	65	1.8
1996-97	Eddie Elisma.....	27	54	2.0
1997-98	Alvin Jones.....	33	141	4.3
1998-99	Alvin Jones.....	31	107	3.5
1999-00	Alvin Jones.....	30	76	2.5
2000-01	Alvin Jones.....	30	101	3.4
2001-02	Luke Schenscher.....	19	22	1.2
2002-03	Chris Bosh.....	31	67	2.2
2003-04	Luke Schenscher.....	38	54	1.4
2004-05	Luke Schenscher.....	32	56	1.8
2005-06	Ra'Sean Dickey.....	28	43	1.5
2006-07	Ra'Sean Dickey.....	32	31	1.9
2007-08	Gani Lawal.....	32	32	1.0
2008-09	Alade Aminu.....	31	55	1.7
2009-10	Derrick Favors.....	36	74	2.1
2010-11	Daniel Miller.....	31	67	2.2
2011-12	Daniel Miller.....	31	75	2.4
2012-13	Daniel Miller.....	31	64	2.1
2013-14	Daniel Miller.....	33	80	2.4
2014-15	Demarco Cox.....	31	28	0.9
2015-16	Ben Lammers.....	36	47	1.3

Steals

Season	Player	G	No	Avg
1976-77	Ray Schnitzer.....	28	45	1.6
1977-78	Sammy Drummer.....	27	39	1.4
	Billy Smith.....	27	39	1.4
1978-79	Sammy Drummer.....	26	51	2.0
1979-80	Lenny Horton.....	26	36	1.4
1980-81	George Thomas.....	21	42	2.0
1981-82	Brook Steppe.....	25	26	1.0
1982-83	George Thomas.....	27	60	2.2
1983-84	Mark Price.....	29	55	1.9
1984-85	Mark Price.....	35	66	1.9
1985-86	Mark Price.....	34	64	1.9
1986-87	Bruce Dalrymple.....	28	51	1.8
1987-88	Craig Neal.....	32	56	1.8
1988-89	Dennis Scott.....	32	45	1.4
1989-90	Kenny Anderson.....	35	79	2.6
1990-91	Kenny Anderson.....	30	89	3.0
1991-92	Jon Barry.....	35	71	2.0
1992-93	Travis Best.....	30	51	1.7
1993-94	Travis Best.....	29	58	2.0
1994-95	Travis Best.....	30	60	2.0
1995-96	Drew Barry.....	36	65	1.8
1996-97	Kevin Morris.....	27	43	1.6
1997-98	Dion Glover.....	33	70	2.1
1998-99	Tony Akins.....	31	44	1.4
1999-00	Tony Akins.....	30	35	1.2
2000-01	T.J. Vines.....	30	39	1.2
2001-02	Tony Akins.....	31	59	1.9
2002-03	Jarrett Jack.....	31	51	1.6
2003-04	Jarrett Jack.....	38	74	1.9
2004-05	Jarrett Jack.....	32	58	1.8
2005-06	Mario West.....	22	45	2.0
2006-07	Javaris Crittenton.....	32	65	2.0
2007-08	Jeremis Smith.....	32	45	1.4
2008-09	Iman Shumpert.....	31	64	2.1
2009-10	Iman Shumpert.....	30	58	1.9
2010-11	Iman Shumpert.....	31	85	2.7
2011-12	Glen Rice, Jr.....	21	28	1.3
2012-13	Daniel Miller.....	31	27	0.9
2013-14	Daniel Miller.....	33	38	1.2
2014-15	Marcus Georges-Hunt.....	30	39	1.3
2015-16	Marcus Georges-Hunt.....	36	31	0.9

TEAM SEASON HIGHS

Most Points

1.	3096	1989-90
2.	2911	2003-04
3.	2888	1995-96
4.	2813	1991-92
5.	2637	2015-16
6.	2621	2009-10
7.	2614	1987-88
8.	2566	1988-89
9.	2553	1985-86
10.	2518	1997-98

Highest Scoring Avg.

1.	88.5	1989-90
2.	82.8	1966-67
3.	82.5	1990-91
4.	81.7	1987-88
5.	81.6	1969-70
6.	80.4	1991-92
7.	80.3	1965-66
8.	80.22	1995-96
9.	80.19	1988-89
10.	80.0	1994-95

Lowest Scoring Avg.

1.	55.7	1980-81
2.	57.0	1979-80
3.	59.4	1981-82
4.	60.2	2011-12
5.	61.5	1996-97
6.	62.5	1961-62
7.	63.3	2014-15
8.	64.3	1960-61
	64.3	2012-13
10.	66.7	2013-14

Highest Scoring Margin

1.	+12.2	1978-79
2.	+11.6	1985-86
3.	+9.5	1960-61
4.	+9.4	2003-04
5.	+9.2	2006-07
6.	+9.0	1984-85
7.	+7.69	1987-88
8.	+7.66	1989-90
9.	+7.4	2004-05
10.	+7.1	2009-10

Most Field Goals

1.	1141	1989-90
2.	1056	1991-92
3.	1031	1995-96
4.	1029	2003-04
5.	1006	1985-86
6.	996	1987-88
7.	966	1970-71
8.	965	2015-16
9.	957	1988-89
10.	948	2009-10

Most Field Goal Attempts

1.	2302	1989-90
2.	2213	2003-04
3.	2183	1991-92
4.	2161	1995-96
5.	2150	2015-16
6.	2113	1970-71
7.	2064	2009-10
8.	2005	1997-98
9.	1995	1990-91
10.	1981	1987-88

Highest Field Goal Pct.

1.	.546 (1008-1846)	1985-86
2.	.529 (623-1178)	1981-82
3.	.516 (943-1827)	1984-85
4.	.511 (841-1647)	1969-70
5.	.509 (792-1556)	1983-84
6.	.503 (996-1981)	1987-88
7.	.497 (794-1598)	1978-79
8.	.4964 (957-1928)	1988-89
9.	.4957 (1141-2302)	1989-90
10.	.49373 (905-1833)	1992-93

Lowest Field Goal Pct.

1.	.348 (579-1645)	1955-56
2.	.359 (683-1903)	1957-58
3.	.362 (678-1874)	1956-57
4.	.372 (612-1643)	1961-62
5.	.3765 (605-1607)	1960-61
6.	.3761 (689-1832)	1958-59
7.	.396 (590-1489)	1996-97
8.	.400 (775-1936)	1973-74
9.	.405 (752-1855)	2010-11
10.	.407 (731-1978)	1962-63

Most 3-Pt. Field Goals

1.	296	1995-96
2.	267	2003-04
3.	261	2001-02
4.	260	1989-90
	260	2000-01
6.	242	1999-00
7.	231	1997-98
8.	219	1998-99
9.	214	2007-08
10.	213	2009-10
	213	2015-16

Most 3-Pt. FG Attempts

1.	776	1995-96
2.	729	2003-04
3.	715	1997-98
4.	705	1999-00
5.	700	2000-01
6.	695	2001-02
7.	663	1998-99
8.	645	1989-90
9.	643	2010-11
10.	597	2015-16

Highest 3-Pt. FG Pct.

1.	.427 (112-265)	*1982-83
2.	.423 (154-364)	1987-88
3.	.403 (260-645)	1989-90
4.	.386 (154-399)	2005-06
5.	.385 (147-382)	1992-93
6.	.381 (296-776)	1995-96
7.	.377 (195-517)	1994-95
8.	.376 (261-695)	2001-02
9.	.375 (154-411)	1988-89
10.	.372 (214-575)	2007-08

Lowest 3-Pt. FG Pct.

1.	.267 (131-491)	2014-15
2.	.290 (168-579)	1996-97
3.	.299 (192-643)	2010-11
4.	.312 (158-507)	2011-12
5.	.315 (173-549)	2013-14
6.	.318 (173-544)	2012-13
7.	.323 (231-715)	1997-98
8.	.323 (159-492)	2008-09
9.	.330 (219-663)	1998-99
10.	.333 (190-570)	2004-05

*3-pt line of 17ft-9in for 1982-83 season;
no 3-pt shot from 1983-86; 19ft-9in from
1986-87 through 2007-08.; 20ft-9in
since then.

Most Free Throws

1.	656	1956-57
2.	586	2003-04
3.	582	1970-71
4.	562	1984-85
5.	554	1989-90
6.	537	1985-86
7.	530	1995-96
8.	527	1959-60
9.	523	1997-98
10.	521	1969-70

Fewest Free Throws

1.	287	1980-81
2.	298	1981-82
3.	308	2011-12
4.	312	1996-97
5.	318	2012-13
6.	337	1979-80
7.	350	1972-73
8.	363	2014-15
9.	374	1992-93
10.	379	1962-63

Most Free Throw Att.

1.	943	1956-57
2.	847	2003-04
3.	825	1970-71
4.	794	1984-85
5.	782	1989-90
6.	779	2009-10
7.	766	1991-92
	766	1997-98
9.	754	1995-96
10.	749	1971-72

Fewest Free Throw Att.

1.	459	1981-82
2.	462	1979-80
3.	470	1980-81
4.	471	2011-12
5.	477	1996-97
6.	479	1972-73
7.	501	2012-13
8.	512	1977-78
9.	516	1962-63
10.	529	1978-79

Highest Free Throw Pct.

1.	.768 (434-565)	1976-77
2.	.761 (404-531)	1967-68
3.	.760 (396-521)	1986-87
4.	.758 (496-654)	1988-89
5.	.754 (386-512)	1977-78
6.	.747 (395-529)	1978-79
7.	.743 (521-701)	1969-70
8.	.734 (379-516)	1962-63
9.	.7320 (407-556)	1966-67
10.	.7317 (461-630)	1960-61

Lowest Free Throw Pct.

1.	.611 (287-470)	1980-81
2.	.621 (412-663)	1998-99
3.	.630 (419-665)	2008-09
4.	.635 (318-501)	2012-13
5.	.648 (363-560)	2014-15
6.	.649 (298-459)	1981-82
7.	.654 (312-477)	1996-97
8.	.654 (308-471)	2011-12
9.	.657 (512-779)	2009-10
10.	.660 (402-609)	1961-62

Most Rebounds

1.	1432	1991-92
2.	1430	2009-10
3.	1422	2003-04
4.	1396	2015-16
5.	1346	1989-90
6.	1318	1997-98
7.	1308	1970-71
8.	1308	1995-96
9.	1299	1959-60
10.	1255	1990-91

Highest Rebound Margin

1.	+7.4	2015-16
2.	+7.3	2014-15
3.	+5.8	2006-07
4.	+4.7	2009-10
5.	+4.4	2005-06
6.	+4.0	1962-63
7.	+3.9	1976-77
8.	+3.58	1974-75
9.	+3.45	2002-03
	+3.45	2011-12

Most Fouls

1.	795	2003-04
2.	721	2007-08
3.	674	1973-74
4.	670	2009-10
5.	669	2001-02
6.	665	2006-07
7.	648	2004-05
8.	645	2000-01
9.	643	2015-16
10.	639	2010-11

Fewest Fouls

1.	414	1957-58
2.	436	1996-97
3.	448	1981-82
4.	454	1968-69
5.	455	1955-56
6.	460	1993-94
7.	461	1992-93
8.	462	1962-63
9.	464	1959-60
10.	466	1956-57

Most Disqualifications

1.	29	1961-62
2.	28	1973-74
	28	1982-83
4.	27	1955-56
	27	1979-80
6.	26	1972-73
7.	24	1983-84
	24	1989-90
9.	22	1980-81
10.	20	1995-96
	20	2000-01
	20	2003-04

Fewest Disqualifications

1.	5	2011-12
2.	7	1960-61
	7	2008-09
4.	8	1992-93
	8	1994-95
	8	1996-97
	8	2002-03
	8	2010-11
	8	2014-15
10.	9	2012-13

Most Assists

1.	680	1987-88
2.	662	1991-92
3.	653	1985-86
4.	631	1988-89
5.	629	1989-90
6.	622	1995-96
7.	589	1997-98
8.	588	1992-93
9.	579	2003-04
10.	578	1984-85

Highest Assist Average

1.	21.3	1987-88
2.	19.7	1988-89
3.	19.6	1992-93
4.	19.2	1985-86
5.	18.9	1991-92
6.	18.1	1986-87
7.	18.0	1989-90
8.	17.9	1965-66
9.	17.6	1969-70
10.	17.3	1995-96
	17.3	1993-94

Most Steals

1.	338	2003-04
2.	316	2006-07
3.	297	2010-11
4.	288	1995-96
	288	2009-10
6.	269	2001-02
7.	265	2004-05
	265	2007-08
9.	256	1991-92
	256	2008-09

Most Blocked Shots

1.	209	1997-98
2.	190	2009-10
3.	180	1991-92
4.	172	2003-04
5.	171	1998-99
6.	164	2002-03
7.	162	2004-05
8.	154	2008-09
9.	152	2011-12
10.	151	1992-93
	151	2015-16

Balanced Scoring

Seasons in which five players averaged in double figures.


1991-92

Jon Barry	17.2
Malcolm Mackey	15.8
James Forrest	13.3
Travis Best	12.3
Matt Geiger	11.8

1985-86

Mark Price	17.4
John Salley	13.1
Tom Hammonds	12.2
Duane Ferrell	12.1
Bruce Dalrymple	10.8

TEAM SEASON HIGHS



LETHAL WEAPON 3 - TECH'S HIGHEST SCORING TEAM EVER (1989-90)
FEATURED DENNIS SCOTT (27.7 PPG), KENNY ANDERSON (20.6) AND BRIAN OLIVER (21.3).

OPPONENT
SEASON HIGHS

Most points: 2,828 in 1989-90
 Highest scoring average: 85.3 in 1973-74 (2,218 in 26 games)
 Fewest points: 1,558 in 1979-80
 Lowest scoring average: 59.8 in 1959-60 (1,674 in 28 games)
 Most field goals: 1,093 in 1989-90
 Most field goals attempted: 2,394 in 1989-90
 Highest field goal percentage: .499 in 1980-81
 Lowest field goal percentage: .356 in 1959-60
 Most 3-point field goals: 255 in 1995-96
 Most 3-point field goals attempted: 733 in 2003-04
 Highest 3-point field goal percentage: .381 in 1982-83
 Lowest 3-point field goal percentage: .297 in 2003-04
 Most free throws: 604 in 2003-04
 Fewest free throws: 295 in 1981-82
 Most free throws attempted: 909 in 2003-04
 Fewest free throws attempted: 427 in 1981-82
 Highest free throw percentage: .740 in 1965-66
 Lowest free throw percentage: .643 in 1997-98
 Most rebounds: 1,418 in 2003-04
 Most personal fouls: 759 in 2003-04
 Most assists: 612 in 1989-90
 Most blocked shots: 133 in 2002-03
 Most steals: 308 in 1997-98

Most Points

1. 2,828	1989-90
2. 2,735	1995-96
3. 2,608	1991-92
4. 2,552	2003-04
5. 2,545	2015-16

Fewest Points

1. 1,558	1979-80
2. 1,579	1981-82
3. 1,662	1960-61
4. 1,667	1978-79
5. 1,674	1959-60

Highest Scoring Avg.

1. 85.3	1973-74
2. 84.4	1971-72
3. 83.3	1972-73
4. 82.5	1974-75
5. 80.8	1989-90

Lowest Scoring Avg.

1. 59.8	1959-60
2. 59.9	1979-80
3. 60.7	1981-82
4. 60.9	1984-85
5. 62.4	2012-13

Field Goals

1. 1,093	1989-90
2. 1,027	1995-96
3. 993	1991-92
4. 961	1987-88
5. 931	2015-16

Field Goal Attempts

1. 2,394	1989-90
2. 2,368	1991-92
3. 2,276	1995-96
4. 2,228	2003-04
5. 2,193	1997-98

Highest Field Goal Pct.

1. .499 (778-1558)	1980-81
2. .495 (735-1484)	1977-78
3. .494 (549-1112)	1979-80
4. .491 (847-1725)	1973-74
5. .485 (768-1582)	1975-76

Lowest Field Goal Pct.

1. .356 (624-1753)	1959-60
2. .365 (618-1693)	1955-56
3. .367 (682-1858)	1956-57
4. .381 (679-1781)	1957-58
5. .384 (818-2129)	2009-10

3-Point Field Goals

1. 255	1995-96
2. 240	2009-10
3. 239	2001-02
4. 218	2003-04
5. 216	1989-90

3-Point Field Goal Att.

1. 762	2009-10
2. 733	2003-04
3. 693	1995-96
4. 672	2001-02
5. 644	2015-16

Highest 3-Pt. FG Pct.

1. .381 (106-278)	*1982-83
2. .379 (96-253)	1986-87
3. .379 (196-517)	2010-11
4. .374 (218-577)	1989-90
5. .369 (178-482)	1999-00

*3-pt line of 17ft-9in for 1982-83 season;
 no 3-pt shot from 1983-86; 19ft-9in from
 1986-87 through 2007-08; 20ft-9in
 since then.

Lowest 3-Pt. FG Pct.

1. .297 (218-733)	2003-04
2. .300 (107-357)	1987-88
3. .315 (202-641)	2004-05
4. .315 (240-762)	2009-10
5. .317 (175-552)	2000-01
5. .319 (169-530)	1992-93
.319 (172-540)	2014-15

Most Free Throws

1. 609	2007-08
2. 604	2003-04
3. 600	1971-72
4. 548	1965-66
5. 541	1957-58

Fewest Free Throws

1. 295	1981-82
2. 299	1975-76
3. 310	1977-78
4. 314	1996-97
5. 318	1993-94

Most Free Throw Att.

1. 909	2003-04
2. 867	2007-08
3. 828	1971-72
4. 779	1957-58
5. 777	2000-01

Fewest Free throw Att.

1. 427	1981-82
2. 439	1975-76
3. 460	1977-78
4. 479	1996-97
5. 485	1993-94

Highest Free Throw Pct.

1. .740 (548-741)	1965-66
2. .733 (481-656)	1966-67
3. .725 (600-828)	1971-72
4. .722 (459-636)	1967-68
5. .720 (403-560)	2011-12

Lowest Free Throw Pct.

1. .643 (382-594)	1997-98
2. .646 (426-659)	1995-96
3. .647 (442-683)	1991-92
4. .654 (428-654)	1963-64
5. .656 (318-485)	1993-94

Most Rebounds

1. 1,418	2003-04
2. 1,340	1989-90
3. 1,336	1991-92
4. 1,315	1995-96
5. 1,306	1970-71

Most Assists

1. 612	1989-90
2. 602	1987-88
3. 601	1995-96
4. 580	1991-92
5. 552	1988-89

Most Steals

1. 308	1997-98
2. 303	1991-92
3. 293	1998-99
4. 292	1995-96
5. 284	2009-10

Most Blocked Shots

1. 209	1997-98
2. 180	1991-92
3. 172	2003-04
4. 171	1998-99
5. 164	2002-03

Most Fouls

1. 759	2003-04
2. 712	1984-85
3. 686	1989-90
4. 687	2009-10
5. 676	1985-86



ANNUAL TEAM TOTALS (SINCE 1955-56)

Georgia Tech • All Games

Year	G	W-L	FG-	FGA	Pct	3P-	3PA	Pct	FT-	FTA	Pct	OR-	DR	Reb	Avg	PF-	Dq	A	TO	Bl	St	Pts	Avg
2015-16	36	21-15	965-	2150	.449	213-	597	.357	492-	681	.722	469-	927	1396	38.8	643-	10	487	403	151	158	2637	73.2
2014-15	31	12-19	734-	1800	.408	131-	491	.267	363-	560	.648	444-	743	1187	38.3	516-	8	362	394	104	177	1962	63.3
2013-14	33	16-17	796-	1847	.431	173-	549	.315	435-	636	.684	373-	814	1187	36.0	586-	12	434	399	140	171	2200	66.7
2012-13	31	16-15	751-	1791	.426	173-	544	.318	318-	501	.635	366-	789	1155	37.3	517-	9	394	399	129	182	1993	64.3
2011-12	31	11-20	700-	1639	.427	158-	507	.312	308-	471	.654	340-	747	1087	35.1	513-	5	340	448	152	161	1866	60.2
2010-11	31	13-18	752-	1855	.405	192-	643	.299	406-	589	.689	394-	707	1101	35.5	639-	8	408	481	126	297	2102	67.8
2009-10	36	23-13	948-	2064	.459	213-	587	.363	512-	779	.657	477-	953	1430	39.7	670-	10	508	591	190	288	2621	72.8
2008-09	31	12-19	815-	1868	.436	159-	492	.323	419-	665	.630	404-	807	1211	39.1	608-	7	462	522	154	256	2208	71.2
2007-08	32	15-17	883-	1873	.471	214-	575	.372	502-	717	.700	371-	716	1087	34.0	721-	15	480	490	112	265	2482	77.6
2006-07	32	20-12	935-	1909	.490	201-	540	.372	444-	652	.681	445-	721	1166	36.4	665-	14	491	503	114	316	2515	78.6
2005-06	28	11-17	739-	1608	.460	154-	399	.386	380-	570	.667	374-	668	1042	37.2	609-	18	411	499	116	244	2012	71.9
2004-05	32	20-12	849-	1877	.452	190-	570	.333	483-	699	.691	400-	848	1248	39.0	648-	10	471	483	162	265	2371	74.1
2003-04	38	28-10	1029-	2213	.465	267-	729	.366	586-	847	.692	429-	993	1422	37.4	795-	20	579	578	172	338	2911	76.6
2002-03	31	16-15	836-	1857	.450	178-	506	.352	447-	656	.681	428-	760	1188	38.3	582-	8	484	469	164	243	2297	74.1
2001-02	31	15-16	834-	1937	.431	261-	695	.376	441-	637	.692	439-	745	1184	38.2	669-	12	481	478	101	269	2370	76.5
2000-01	30	17-13	776-	1822	.426	260-	700	.371	457-	662	.690	345-	780	1125	37.5	645-	20	488	474	136	238	2269	75.6
1999-00	30	13-17	725-	1778	.408	242-	705	.343	427-	625	.683	410-	757	1167	38.9	516-	14	456	509	147	196	2119	70.6
1998-99	31	15-16	728-	1772	.411	219-	663	.330	412-	663	.621	385-	760	1145	36.9	508-	15	423	536	171	190	2087	67.3
1997-98	33	19-14	882-	2005	.440	231-	715	.323	523-	766	.683	483-	835	1318	39.9	525-	17	502	589	209	253	2518	76.3
1996-97	27	9-18	590-	1489	.396	168-	579	.290	312-	477	.654	419-	560	979	36.3	436-	8	325	438	107	168	1660	61.5
1995-96	36	24-12	1031-	2161	.477	296-	776	.381	530-	754	.703	456-	852	1308	36.3	606-	20	622	533	130	288	2888	80.2
1994-95	30	18-12	883-	1879	.470	195-	517	.377	439-	610	.720	403-	658	1062	35.4	467-	8	531	399	115	252	2400	80.0
1993-94	29	16-13	807-	1793	.450	187-	525	.356	399-	572	.698	405-	694	1099	37.9	460-	10	501	421	96	217	2200	75.9
1992-93	30	19-11	905-	1833	.494	147-	382	.385	374-	547	.684	405-	771	1130	39.2	461-	8	588	485	151	191	2331	77.7
1991-92	35	23-12	1056-	2183	.484	118-	512	.367	513-	766	.670	483-	949	1432	40.9	611-	12	662	-	180	256	2813	80.4
1990-91	30	17-13	944-	1995	.473	183-	504	.363	403-	603	.668	392-	750	1255	41.8	500-	13	497	-	129	215	2474	82.5
1989-90	35	28-7	1141-	2302	.496	260-	645	.403	554-	782	.708	-	-	1346	38.5	596-	24	629	-	130	249	3096	88.5
1988-89	32	20-12	957-	1928	.496	154-	411	.375	496-	654	.758	-	-	1184	37.0	573-	16	631	-	73	178	2566	80.2
1987-88	32	22-10	996-	1981	.503	154-	364	.423	468-	649	.721	-	-	1129	35.3	522-	13	680	-	92	237	2614	81.7
1986-87	29	16-13	798-	1633	.489	59-	162	.364	396-	521	.760	-	-	977	33.7	514-	17	525	-	85	176	2051	70.7
1985-86	34	27-7	1008-	1846	.546	-	-	-	537-	738	.728	-	-	1115	32.8	559-	13	653	-	124	238	2553	75.1
1984-85	35	27-8	943-	1827	.516	-	-	-	562-	794	.708	-	-	1168	33.3	558-	11	578	-	120	232	2448	69.9
1983-84	29	18-11	792-	1556	.509	-	-	-	439-	622	.706	-	-	957	33.0	549-	24	477	-	106	196	2023	69.8
1982-83	28	13-15	725-	1603	.452	112-	265	.427	447-	640	.698	-	-	986	35.2	618-	28	365	-	96	198	2009	71.8
1981-82	26	10-16	623-	1178	.529	-	-	-	298-	459	.649	-	-	718	27.6	448-	11	293	-	37	118	1544	59.4
1980-81	27	4-23	607-	1389	.437	-	-	-	287-	470	.611	-	-	893	33.1	543-	22	243	-	45	123	1503	55.7
1979-80	26	8-18	573-	1169	.490	-	-	-	337-	462	.729	-	-	712	27.4	583-	27	299	-	27	152	1483	57.0
1978-79	26	17-9	794-	1598	.497	-	-	-	395-	529	.747	-	-	905	34.8	517-	17	258	-	35	198	1983	76.3
1977-78	27	15-12	773-	1592	.486	-	-	-	386-	512	.754	-	-	889	32.9	507-	10	267	-	36	168	1932	71.6
1976-77	28	18-10	766-	1592	.481	-	-	-	434-	565	.768	-	-	972	34.7	611-	16	292	-	69	161	1966	70.2
1975-76	27	13-14	735-	1529	.481	-	-	-	390-	573	.681	-	-	888	32.9	520-	18	283	-	-	-	1860	68.9
1974-75	26	11-15	776-	1750	.443	-	-	-	382-	571	.669	-	-	1162	44.6	524-	14	298	-	-	-	1934	74.4
1973-74	26	5-21	775-	1936	.400	-	-	-	385-	540	.713	-	-	1081	41.6	674-	28	312	-	-	-	1935	74.4
1972-73	25	7-18	779-	1737	.448	-	-	-	350-	479	.731	-	-	1023	41.0	586-	26	355	-	-	-	1908	76.3
1971-72	26	6-20	684-	1571	.435	-	-	-	507-	749	.677	-	-	1006	38.7	587-	18	295	-	-	-	1875	72.1
1970-71	32	23-9	966-	2113	.457	-	-	-	582-	825	.705	-	-	1125	35.2	578-	18	497	-	-	-	2514	78.6
1969-70	27	17-10	841-	1647	.511	-	-	-	521-	701	.744	-	-	968	35.9	510-	12	474	-	-	-	2203	81.6
1968-69	25	12-13	716-	1543	.464	-	-	-	438-	610	.718	-	-	926	37.0	454-	17	308	-	-	-	1870	74.8
1967-68	25	12-13	721-	1589	.454	-	-	-	404-	531	.761	-	-	935	37.4	486-	16	382	-	-	-	1846	73.8
1966-67	26	17-9	863-	1748	.494	-	-	-	407-	556	.732	-	-	854	37.5	503-	19	434	-	-	-	2133	82.1
1965-66	26	13-13	811-	1827	.444	-	-	-	466-	641	.727	-	-	1036	39.8	530-	21	466	-	-	-	2088	80.3
1964-65	25	14-11	721-	1720	.419	-	-	-	408-	558	.731	-	-	1059	42.4	478-	19	166	-	-	-	1850	74.0
1963-64	26	17-9	748-	1774	.422	-	-	-	448-	622	.720	-	-	1203	46.3	503-	21	-	-	-	-	1944	74.8
1962-63	26	21-5	731-	1978	.407	-	-	-	379-	516	.734	-	-	1207	46.4	462-	12	-	-	-	-	1841	70.8
1961-62	26	10-16	612-	1643	.372	-	-	-	402-	609	.660	-	-	1139	43.8	530-	29	-	-	-	-	1626	62.5
1960-61	26	13-13	605-	1607	.376	-	-	-	461-	630	.732	-	-	1086	41.8	474-	7	-	-	-	-	1671	64.3
1959-60	28	22-6	706-	1729	.408	-	-	-	527-	742	.710	-	-	1236	44.1	464-	16	-	-	-	-	1939	69.3
1958-59	26	17-9	689-	1832	.376	-	-	-	499-	696	.717	-	-	1299	50.0	508-	19	-	-	-	-	1877	72.2
1957-58	26	15-11	683-	1903	.359	-	-	-	452-	649	.696	-	-	1215	46.7	414-	19	-	-	-	-	1818	69.9
1956-57	26	18-8	678-	1874	.362	-	-	-	656-	943	.696	-	-	1173	45.1	466-	21	-	-	-	-	2012	77.4
1955-56	23	12-11	579-	1645	.348	-	-	-	501-	748	.670	-	-	1027	44.7	455-	27	-	-	-	-	1659	72.1

Georgia Tech • ACC Games

Year	G	W-L	FG-	FGA	Pct	3P-	3PA	Pct	FT-	FTA	Pct	OR-	DR	Reb	Avg	PF-	dq	A	TO	Bl	St	Pts	Avg
2015-16	18	8-10	462-	1062	.435	96-	285	.337	245-	340	.721	223-	446	669	37.2	330-	5	227	203	77	79	1267	70.4
2014-15	18	3-15	410-	1042	.393	81-	274	.296	194-	298	.651	176-	298	670	37.2	288-	3	206	228	58	109	1095	60.8
2013-14	18	6-12	413-	967	.427	99-	297	.333	201-	302	.666	177-	406	583	32.4	308-	8	221	207	69	80	1126	62.6
2012-13	18	6-12	428-	1036	.413	102-	311	.328	172-	271	.635	172-	271	644	35.8	317-	7	215	243	72	100	1130	62.8
2011-12	16	4-12	347-	846	.410	91-	272	.335	152-	230	.661	175-	351	526	32.9	266-	2	170	216	63	86	937	58.6
2010-11	16	5-11	393-	960	.409	106-	334	.317	182-	276	.659	209-	343	552	34.5	341-	4	220	224	59	153	1074	67.1
2009-10	16	7-9	415-	956	.434	106-	277	.383	196-	317	.618	230-	395	625	39.1	316-	5	212	250	96	123	1132	70.8
2008-09	16	2-14	397-	955	.416	99-	288	.344	200-	307	.651	200-	307	595	37.2	334-	6	226	280	89	130	1093	68.3
2007-08	16	7-9	438-	931	.470	99-	279	.355	263-	380	.692	184-	352	536	33.5	348-	9	222	252	66	138	1238	77.4
2006-07	16	8-8	434-	910	.477	88-	256	.344	209-	299	.699	205-	318	523	32.7	343-	9	223	242	50	144	1165	72.8
2005-06	16	4-12	411-	896	.459	96-	232	.414	203-	299	.679	202-	360	562	35.1	364-	12	229	290	59	125	1121	70.1
2004-05	16	8-8	417-	933	.447	82-	272	.301	248-	352	.705	194-	403	597	37.3	342-	7	225	249	72	132	1164	72.8
2003-04	16	9-7	405-	903	.449	120-	309	.388	280-	392	.714	180-	394	574	35.9	358-	12	220	264	88	135	1210	75.6
2002-03	16	7-9	421-	944	.446	81-	249	.325	250-	340	.735	198-	385	583	36.4	320-	7	227	234	88	113	1173	73.3
2001-02	16	7-9	424-	964	.440	142-	368	.386	227-	322	.705	186-	366	552	34.5	360-	10	245	241	56	144	1217	76.1
2000-01	16	8-8	391-	949	.412	132-	356	.371	264-	374	.706	177-	384	561	35.1	347-	11	230	251	70	107	1178	73.6
1999-00	16	5-11	342-	890	.384	119-	344	.346	212-	321	.660	202-	391	593	37.1	281-	-	203	278	73	98	1015	63.4
1998-99	16	6-10	381-	907	.420	115-	344	.334	213-	336	.634	192-	359	551	34.4	281-	8	224	279	73	98	1090	68.1
1997-98	16	6-10	403-	977	.412	114-	354	.322	239-	346	.691	244-	368	612	38.3	253-	8	218	267	80	117	1159	72.4
1996-97	16	3-13	343-	883	.388	101-	353	.286	175-	262	.668	238-	296	534	33.4	258-	5	170	224	50	93	962	60.1
1995-96	16	13-3	443-	924	.479	140-	355	.394	265-	367	.722	191-	390	581	46.3	254-	6	270	213	60	112	1291	80.7
1994-95	16	8-8	440-	978	.450	102-	278	.367	200-	272	.735	202-	334	537	33.6	240-	3	252	205	42	101	1182	73.9
1993-94	16	7-9	447-	962	.465	113-	291	.388	222-	316	.703	215-	356	571	35.7	258-	5	284	210	44	109	1229	76.8
1992-93	16	8-8	462-	942	.490	84-	201	.418	171-	242	.707	193-	404	597	37.3	245-	2	297	255	70	98	1179	73.7
1991-92	16	8-8	476-	1012	.470	87-	248	.351	199-	293	.679	233-	408	641	40.1	280-	7	282	-	72	102	1238	77.4
1990-91	14	6-8	420-	913	.460	83-	236	.352	177-	252	.702	169-	321	541	38.6	251-	6	218	-	53	96	1100	78.6
1989-90	14	8-6	437-	911	.480	80-	209	.383	228-	302	.755	-	-	532	38.0	253-	13	245	-	52	102	1210	86.4
1988-89	14	8-6	402-	829	.485	62-	179	.346	193-	266	.726	-	-	473	33.8	256-	-	254	-	25	77	1063	75.9
1987-88	14	8-6	440-	878	.501	64-	165	.388	190-	269	.706	-	-	493	35.2	215-	-	291	-	28	78	1134	81.0
1986-87	14	7-7	380-	756	.503	37-	74	.500	200-	260	.769	-	-	434	31.0	241-	-	232	-	32	90	995	71.1
1985-86	14	11-3	384-	724	.530				227-	310	.732	-	-	437	31.2	229-	-	257	-	56	80	995	71.1
1984-85	14	9-5	332-	730	.454				188-	276	.681	-	-	449	32.1	220-	-	205	-	42	76	912	65.1
1983-84	14	6-8	367-	784	.468				178-	250	.712	-	-	418	29.9	298-	-	224	-	38	94	912	65.1
1982-83	14	4-10	322-	749	.430				208-	288	.722	-	-	450	32.1	314-	-	159	-	39	76	920	65.7

ANNUAL TEAM TOTALS (SINCE 1955-56)

Opponents • All Games

Year	G	W-L	FG-	FGA	Pct	3P-	3PA	Pct	FT-	FTA	Pct	OR-	DR	Reb	Avg	PF-	Dq	A	TO	Bl	St	Pts	Avg
2015-16	36	21-15	931-	2108	.442	206-	644	.320	47-	667	.715	347-	783	1130	31.4	638-	16	436	353	98	169	2545	70.7
2014-15	31	12-19	723-	1644	.440	172-	540	.319	384-	555	.692	384-	555	962	31.0	539-	8	393	363	122	202	2002	64.6
2013-14	33	16-17	761-	1815	.419	197-	594	.332	485-	688	.705	328-	769	1097	33.2	576-	10	399	334	121	205	2204	66.8
2012-13	31	16-15	687-	1715	.401	182-	563	.323	377-	566	.666	312-	757	1069	34.5	480-	6	383	391	131	191	1933	62.4
2011-12	31	11-20	669-	1658	.403	199-	573	.347	403-	560	.720	306-	674	980	31.6	490-	11	376	347	103	211	1940	62.6
2010-11	31	13-18	701-	1592	.440	196-	517	.379	481-	719	.669	290-	781	1071	34.5	563-	7	394	514	83	200	2079	67.1
2009-10	36	23-13	818-	2129	.384	240-	762	.315	489-	734	.666	482-	777	1259	35.0	687-	14	472	547	547	113	284	65.7
2008-09	31	12-19	769-	1848	.416	201-	620	.324	477-	703	.679	384-	759	1143	36.9	591-	11	428	503	85	269	2216	71.5
2007-08	32	15-17	804-	1780	.452	215-	636	.338	609-	867	.702	394-	717	1111	34.7	675-	21	441	520	108	243	2432	76.0
2006-07	32	20-12	746-	1702	.438	200-	605	.331	530-	753	.704	351-	631	982	30.7	616-	19	450	503	97	224	2222	69.4
2005-06	28	11-17	685-	1555	.441	166-	483	.344	483-	704	.686	325-	593	918	32.8	525-	12	444	432	74	241	2019	72.1
2004-05	32	20-12	735-	1882	.391	202-	641	.315	461-	700	.659	418-	752	1170	36.6	651-	11	402	483	128	226	2133	66.7
2003-04	38	28-10	865-	2228	.388	218-	733	.297	604-	909	.664	522-	896	1418	37.3	759-	18	468	640	124	267	2552	67.2
2002-03	31	16-15	777-	1830	.425	204-	567	.360	407-	591	.689	378-	703	1081	34.9	597-	15	469	462	131	241	2165	69.8
2001-02	31	15-16	804-	1792	.449	239-	672	.356	529-	759	.697	375-	756	1131	36.5	574-	9	512	500	97	237	2376	76.6
2000-01	30	17-13	740-	1816	.407	175-	552	.317	532-	777	.685	406-	793	1199	40.0	605-	23	434	483	109	200	2187	72.9
1999-00	30	13-17	782-	1842	.425	178-	482	.369	400-	574	.697	377-	723	1100	36.7	516-	21	460	427	70	255	2142	71.4
1998-99	31	15-16	850-	1982	.429	177-	520	.340	361-	524	.689	432-	790	1222	39.4	613-	24	499	466	112	293	2238	72.2
1997-98	33	19-14	899-	2193	.410	202-	599	.337	382-	594	.643	543-	733	1276	38.7	666-	17	497	524	98	308	2382	72.2
1996-97	27	9-18	642-	1459	.440	139-	409	.340	314-	479	.666	344-	572	916	33.9	466-	10	364	378	66	223	1737	64.3
1995-96	36	24-12	1027-	2276	.451	255-	693	.368	426-	659	.646	530-	785	1315	36.5	662-	11	601	530	121	292	2735	76.0
1994-95	30	18-12	829-	1838	.451	195-	517	.367	359-	505	.711	414-	684	1098	36.6	554-	14	492	501	102	198	2130	73.4
1993-94	29	16-13	814-	1897	.429	184-	510	.361	318-	485	.656	477-	672	1149	39.6	495-	9	455	424	83	218	2224	74.1
1992-93	30	19-11	863-	2017	.428	169-	530	.319	362-	525	.690	475-	620	1049	36.5	487-	11	488	398	99	263	2257	75.2
1991-92	35	23-12	993-	2368	.419	172-	524	.328	442-	683	.647	555-	781	1336	38.2	666-	19	580	-	115	303	2608	74.5
1990-91	30	17-13	864-	2051	.421	181-	497	.364	401-	562	.714	458-	724	1182	39.4	438-	8	494	-	108	228	2310	77.0
1989-90	35	28-7	1093-	2394	.457	216-	577	.374	426-	608	.701	-	-	1340	38.3	686-	-	612	-	104	214	2828	80.8
1988-89	32	20-12	911-	1999	.456	139-	407	.342	413-	612	.675	-	-	1077	33.7	579-	16	552	-	64	203	2374	74.2
1987-88	32	22-10	961-	2085	.461	107-	357	.300	338-	503	.672	-	-	1157	36.2	588-	14	602	-	63	226	2368	74.0
1986-87	29	16-13	759-	1629	.466	96-	253	.379	372-	542	.686	-	-	909	31.3	531-	14	473	-	64	232	1986	68.5
1985-86	34	27-7	885-	1971	.449	-	-	-	392-	555	.706	-	-	1031	30.3	676-	18	490	-	63	236	2162	63.5
1984-85	35	27-8	885-	1998	.443	-	-	-	362-	509	.711	-	-	1048	29.9	712-	30	484	-	74	251	2132	60.9
1983-84	29	18-11	751-	1681	.447	-	-	-	369-	521	.708	-	-	931	32.1	564-	16	417	-	75	176	1871	64.5
1982-83	28	13-15	736-	1587	.464	106-	278	.381	471-	685	.688	-	-	1011	36.1	649-	23	327	-	84	188	2049	73.2
1981-82	26	10-16	641-	1333	.481	-	-	-	295-	427	.691	-	-	696	26.8	441-	8	278	-	77	148	1579	60.7
1980-81	27	4-23	778-	1558	.499	-	-	-	374-	549	.681	-	-	897	33.2	503-	8	346	-	67	200	1930	71.5
1979-80	26	8-18	549-	1112	.494	-	-	-	460-	644	.714	-	-	668	25.7	468-	18	241	-	49	177	1558	59.9
1978-79	26	17-9	653-	1427	.458	-	-	-	361-	508	.711	-	-	864	33.2	489-	9	328	-	43	126	1667	64.1
1977-78	27	15-12	735-	1484	.495	-	-	-	310-	460	.674	-	-	866	32.1	454-	27	348	-	45	128	1780	65.9
1976-77	28	18-10	731-	1520	.481	-	-	-	411-	611	.673	-	-	861	30.8	579-	12	313	-	68	141	1873	66.9
1975-76	27	13-14	768-	1582	.485	-	-	-	299-	439	.681	-	-	934	34.6	545-	25	282	-	-	-	1835	68.0
1974-75	26	11-15	893-	1911	.467	-	-	-	358-	514	.696	-	-	1069	41.1	544-	14	341	-	-	-	2144	82.5
1973-74	26	5-21	847-	1725	.491	-	-	-	524-	744	.704	-	-	1231	47.3	544-	15	394	-	-	-	2218	85.3
1972-73	25	7-18	828-	1741	.476	-	-	-	439-	644	.682	-	-	1009	47.3	514-	16	506	-	-	-	2095	83.3
1971-72	26	6-20	797-	1709	.466	-	-	-	600-	828	.725	-	-	1263	48.6	568-	16	426	-	-	-	2194	84.4
1970-71	32	23-9	898-	2076	.433	-	-	-	507-	744	.681	-	-	1306	40.8	625-	27	382	-	-	-	2303	72.0
1969-70	27	17-10	785-	1712	.459	-	-	-	445-	659	.675	-	-	909	33.7	519-	28	377	-	-	-	2015	74.6
1968-69	25	12-13	714-	1619	.441	-	-	-	393-	580	.678	-	-	882	35.3	460-	20	315	-	-	-	1821	72.8
1967-68	25	12-13	671-	1491	.450	-	-	-	459-	636	.722	-	-	1057	42.3	418-	12	332	-	-	-	1801	72.0
1966-67	26	17-9	737-	1585	.465	-	-	-	481-	656	.733	-	-	943	41.3	428-	14	325	-	-	-	1955	75.2
1965-66	26	13-13	726-	1531	.474	-	-	-	548-	741	.740	-	-	1153	44.3	480-	21	-	-	-	-	2000	76.9
1964-65	25	14-11	696-	1532	.454	-	-	-	455-	634	.718	-	-	1105	44.2	438-	14	-	-	-	-	1847	73.9
1963-64	26	17-9	731-	1806	.405	-	-	-	428-	654	.654	-	-	1298	49.9	472-	20	-	-	-	-	1890	72.7
1962-63	26	21-5	650-	1564	.416	-	-	-	404-	596	.678	-	-	1103	42.4	432-	11	-	-	-	-	1704	65.5
1961-62	26	10-16	612-	1486	.412	-	-	-	465-	681	.683	-	-	1189	45.7	462-	15	-	-	-	-	1689	65.0
1960-61	26	13-13	605-	1423	.425	-	-	-	452-	663	.682	-	-	1114	42.9	447-	15	-	-	-	-	1662	63.9
1959-60	28	22-6	624-	1753	.356	-	-	-	426-	628	.678	-	-	1332	47.6	518-	20	-	-	-	-	1674	59.8
1958-59	26	17-9	652-	1827	.357	-	-	-	477-	706	.676	-	-	1292	49.7	501-	14	-	-	-	-	1781	68.5
1957-58	26	15-11	679-	1781	.381	-	-	-	367-	543	.676	-	-	1159	44.6	477-	21	-	-	-	-	1725	66.3
1956-57	26	18-8	682-	1858	.367	-	-	-	541-	779	.694	-	-	1103	42.4	557-	29	-	-	-	-	1905	73.3
1955-56	23	12-11	618-	1693	.365	-	-	-	499-	748	.667	-	-	1098	47.7	454-	19	-	-	-	-	1735	75.4

Opponents • ACC Games

Year	G	W-L	FG-	FGA	Pct	3P-	3PA	Pct	FT-	FTA	Pct	OR-	DR	Reb	Avg	PF-	dq	A	TO	Bl	St	Pts	Avg
2015-16	18	8-10	461-	1033	.446	90-	291	.309	283-	375	.755	177-	413	590	32.8	319-	9	225	171	48	89	1295	71.9
2014-15	18	3-15	441-	978	.451	99-	290	.341	205-	302	.679	162-	248	590	32.8	290-	4	242	207	79	122	1186	65.9
2013-14	18	6-12	434-	972	.447	102-	295	.346	250-	350	.714	173-	423	596	33.1	282-	4	220	164	61	100	1220	67.8
2012-13	18	6-12	431-	1013	.425	101-	307	.329	244-	357	.683	183-	451	634	35.2	260-	2	215	243	89	126	1207	67.1
2011-12	16	4-12	358-	828	.432	113-	291	.388	219-	295	.742	144-	358	502	31.4	246-	4	201	172	58	96	1048	66.5
2010-11	16	5-11	359-	796	.451	96-	235	.409	288-	411	.701	151-	398	549	34.3	274-	1	194	260	48	110	1102	68.5
2009-10	16	7-9	398-	963	.413	111-	311	.357	239-	370	.646	236-	374	610	38.1	300-	5	225	231	63	123	1146	71.6
2008-09	16	2-14	407-	961	.424	109-	326	.334	294-	401	.733	205-	413	618	38.6	283-	5	232	250	43	143	1217	76.1
2007-08	16	7-9	423-	935	.452	90-	310	.290	305-	424	.719	226-	362	588	36.8	344-	11	205	263	54	124	1241	77.6
2006-07	16	8-8	384-	809	.475	94-	273	.344	289-	395	.732	161-	314	475	29.7	294-	10	225	251	51	112	1151	71.9
2005-06	16	4-12	402-	887	.453	94-	260	.362	291-	424	.686	199-	333	532	33.2	297-	4	257	237	38	138	1189	74.3
2004-05	16	8-8	394-	957	.412	110-	333	.330	276-	415	.665	228-	378	606	37.9	337-	3	212	230	71	126	1174	73.4
2003-04	16	9-7	390-	957	.408	112-	348	.322	283-	417	.679	242-	374	616	38.5	333-	8	223	265	68	119	1175	73.4
2002-03	16	7-9	404-	938	.431	99-	277	.357	239-	343	.697	196-	369	565	35.3	318-	0	226	227	70	120	1146	71.6
2001-02	16	7-9	418-	914	.457	120-	335	.358	290-	417	.695	196-	396	592	37.0	295-	0	272	253	55	118	1246	77.9
2000-01	16	8-8	423-	968	.437	104-	310	.335	296-	416	.712	210-	434	644	40.2	326-	0	249	249	68	106	1246	77.9
1999-00	16	5-11	407-	945	.431	91-	247	.368	225-	319	.705	190-	396	586	36.6	308-	?	234	212	35	135	1130	70.6
1998-99	16	6-10	460-	1020	.451	89-	261	.341	208-	293	.710	228-	400	628	39.2	319-	18	251	256	60	159	1217	76.1
1997-98	16	6-10	445-	1003	.444	105-	284	.370	199-	308	.646	232-	371	603	37.7	312-	6	256	236	62	132	1194	74.6
1996-97	16	3-13	394-	826	.477	85-	223	.381	198-	294	.673	183-	343	526	32.9	271-	7	227	205	45	116	1071	66.9
1995-96	16	13-3	449-	1042	.431	117-	323	.362	170-	257	.661	252-	333	585	36.6	297-	-	259	205	57	111	1185	74.1
1994-95	16	8-8	437-	936	.467	119-	308	.386	192-	259	.741	192-	369	561	35.1	271-	5	267	241	57	117	1185	74.1
1993-94	16	7-9	461-	1030	.448	106-	270	.393	190-	279	.681	256-	351	607	37.9	278-	7	272	206	52	108	1128	76.1
1992-93	16	8-8	465-	1064	.437	81-	275	.295	186-	290	.641	251-	329	580	36.3	243-	5	268	188	57	135	1197	74.8
1991-92	16	8-8	467-	1052	.444	81-	235	.345	206-	329	.626	236-	356	592	37.0	276-	5	275	-	51	143	1223	76.4
1990-91	14	6-8	406-	916	.443	84-	221	.380	211-	281	.751	188-	343	531	37.9	237-	2	251	-	60	100	1107	79.1
1989-90	14	8-6	427-	936	.456	108-	264	.409	208-	281	.740	-	-	522	37.3	262-	-	267	-	45	110	1142	81.6
1988-89	14	8-6	406-	835	.486	58-	167	.347	199-	282	.706	-	-	481	34.4	253-	-	254	-	29	89	1069	76.4
1987-88	14	8-6	450-	946	.476	64-	203	.315	139-	191	.728	-	-	507	36.2	242-	-	284	-	28	68	1103	78.8
1986-87	14	7-7	389-	798	.487	60-	157	.382	172-	237	.726	-	-	414	29.6	259-	-	203	-	32	126	1011	72.2
1985-86	14	11-3	382-	834	.458	-	-	-	159-	224	.710	-	-	433	30.9	275	-	207	-	34	89	923	65.9
1984-85	14	9-5	369-	761	.485	-	-	-	152-	206	.738	-	-	396	28.3	245-	-	198	-	31	98	831	59.4
1983-84	14	6-8	368-	764	.482	-	-	-	232-	313	.741	-	-	479	34.2	253-	-	219	-	43	79	968	69.1
1982-83	14	4-10	360-	781	.461	-	-	-	250-	355	.704	-	-	507	36.2	291-	-	166	-	50	87	1032	73.7

SINGLE-GAME RECORDS

TECH • TEAM

Most points in a game: 135 vs. Loyola Marymount (GT 135-94), 12-22-90
Most points in a game, both teams: 229 vs. Loyola Marymount (GT 135-94), 12-22-90
Most points in a loss: 112 vs. Wake Forest (WF 114-112, 2 ot), 3-8-07
Most points in a half: 82 vs. Loyola Marymount (2nd), 12-22-90
Most points in first half: 65 vs. Wofford, 11-29-82
Most points in one OT period: 18 vs. NC State, 2-25-96
Most points in all OT periods: 30 vs. Georgia (3 ot), 12-19-90; vs. Wake Forest (2 ot), 3-8-07
Fewest points: 3 vs. Vanderbilt (Vanderbilt 28, GT 3), 2-27-20
Largest victory margin: 59 vs. USC-Aiken (GT 119, USC-Aiken 60), 11-25-85
Largest defeat margin: 69 by Georgia (Georgia 78, GT 9), 1-22-1909
Most field goals: 52 vs. Furman, 2-8-66; USC-Aiken, 11-25-85
Most field goals attempted: 120 vs. Tampa, 1-2-53
Highest field goal percentage: .729 (35-48) vs. Presbyterian, 11-30-81
Lowest field goal percentage: .200 (13-65) vs. Arkansas, 11-30-61
Most 3-point field goals: 17 vs. Clemson, 1-24-01 (17-31)
Most 3-point field goals attempted: 37 vs. North Carolina (made 16), 2-10-96
Highest 3-point field goal percentage: .778 (7-9) vs. Texas, 11-27-91; vs. Maryland, 2-17-88; vs. Louisville, 1-6-88
Most free throws: 46 vs. Furman, 12-2-72
Most free throws attempted: 56 vs. Furman, 12-22-71
Highest free throw percentage: 1.000 vs. Maryland (18-18), 2-2-85
Lowest free throw percentage: .231 (3-13) vs. Virginia, 2-8-14
Most rebounds: 77 vs. Baylor, 12-4-58
Most personal fouls: 38 (2 ot) vs. Wake Forest, 3-8-07; 37 (regulation) vs. Yale, 12-28-73
Most assists: 34 vs. Youngstown State, 12-29-93
Most blocked shots: 15 vs. University of the South, 12-13-82
Most steals: 24 vs. Florida A&M, 11-26-94
Fewest turnovers: 4 vs. LSU, 3-17-90; Wake Forest, 2-13-88

TECH • INDIVIDUAL

Most points: 50, Kenny Anderson vs. Loyola Marymount, 12-22-90
Most field goals: 18, Kenny Anderson vs. Loyola Marymount, 12-22-90; Rich Yunkus vs. Florida State, 1-24-70; vs. Georgia State, 2-17-70; Pres Judy vs. Florida State, 2-25-67
Most field goals attempted: 32, Dennis Scott vs. LSU, 3-17-90; Sammy Drummer vs. DePaul, 1-2-79
Highest field goal percentage (minimum 10 attempts): 1.000 (10-10), Matt Geiger vs. Clemson, 3-8-92
Most 3-point field goals: 11, Dennis Scott vs. Houston, 12-28-88
Most 3-point field goals attempted: 19, Dennis Scott vs. Houston, 12-28-88
Highest 3-point field goal percentage (minimum 5 attempts): 1.000 (5-5), Tony Akins vs. Davidson, 12-19-01
Most free throws: 19, Tom Hammonds vs. Iowa State, 3-18-88; Rich Yunkus vs. North Carolina, 2-14-70
Most free throws attempted: 22, Kenny Anderson vs. Georgia, 12-19-90
Highest free throw percentage (most attempts): 1.000 (15-15), Roger Kaiser vs. Oklahoma City, 2-14-59
Most rebounds: 27, Eric Crake vs. Georgia, 2-4-53
Most assists: 19, Craig Neal vs. Duke, 12-28-88
Most steals: 8, Kenny Anderson vs. Duke, 1-30-91
Most blocked shots: 11, Alvin Jones vs. Winthrop, 11-24-97

BY OPPONENT • TEAM

Most points in a game: 121 by UCLA (UCLA 121-90), 12-27-69
Most points in a Tech win: 108 by Clemson (GT 111-108), 1-24-01; Florida State (GT 111-108, 2 OT), 2-11-99
Most points in a half: 67 by Illinois (1st half), 11-23-01
Most points in first half: 67 by Illinois, 11-23-01
Most points in one OT period: 24 by Clemson, 2-5-92
Most points in all OT periods: 32 by Wake Forest, 3-8-07 (2 OT)
Fewest points: 6 by Auburn (GT 21-6), 2-27-14
Most field goals: 49 by UCLA, 12-27-69; NC State, 2-10-73
Most field goals attempted: 103 by Loyola Marymount, 12-22-90
Highest field goal percentage: .700 (28-40) by North Carolina, 1-23-82
Lowest field goal percentage: .163 (13-80) by Kentucky, 1-2-60
Most 3-point field goals: 15 by Louisville (26 attempts), 1-15-94; Presbyterian (31 attempts), 1-6-08
Most 3-point field goals attempted: 41 by NC State (made 12), 1-24-04
Highest 3-point field goal percentage (minimum 10 attempts): .786 (11-14) by Clemson, 1-12-11
Most free throws: 41 by Maryland, 1-25-06
Most free throws attempted: 52 by Rice, 12-16-63
Lowest free throw percentage: .250 (4-16) by George Washington, 3-18-05
Most rebounds: 68 by Tennessee, 1-24-59
Most assists: 28 by Maryland, 2-16-00
Most blocked shots: 13 by Duke, 2-5-05
Most steals: 18 by Maryland, 2-21-99

BY OPPONENT • INDIVIDUAL

Most points: 48, Rodney Monroe of NC State, 1-13-91
Most field goals: 18, Evers Burns of Maryland, 2-6-93
Most field goals attempted: 37, Rodney Monroe of NC State, 1-13-91
Most 3-point field goals: 10, Keke Hicks of Coastal Carolina, 11-28-94
Most 3-point field goals attempted: 18, Keke Hicks of Coastal Carolina, 11-28-94
Most free throws: 15, Tony Windis of Wyoming, 12-22-58; Nik Caner-Medley, Maryland, 1-25-06
Most free throws attempted: 19, Tony Windis of Wyoming, 12-22-58; Tyler Hansbrough, North Carolina, 2-15-06
Most rebounds: 26, Bob Lienhard of Georgia, 12-7-67
Most assists: 15, Chris Corchiani of NC State, 2-20-88; Ishmael Smith of Wake Forest, 3-8-07
Most blocked shots: 8, Cedric Lewis of Maryland, 2-13-91
Most steals: 9, Derrick Phelps of North Carolina, 2-2-92

30-Point Games

50	Kenny Anderson vs. Loyola Marymount (12-22-90)	31	Roger Kaiser vs. Furman (12-3-60)
47	Rich Yunkus vs. Furman (1-15-70)	31	Dave Clark vs. NC State (2-12-66)
47	Rich Yunkus vs. North Carolina (2-14-70)	31	Rich Yunkus vs. Pittsburgh (2-9-70)
42	Dennis Scott vs. Pittsburgh (12-4-89)	31	Rich Yunkus vs. Georgia (2-4-70)
42	Kenny Anderson vs. Howard (1-2-91)	31	Bob Seemer vs. Georgia (12-3-69)
41	Rich Yunkus vs. Tulane (3-1-69)	31	Tico Brown vs. Memphis State (1-17-77)
41	Rich Yunkus vs. Florida State (1-24-70)	31	Lenny Horton vs. Wake Forest (1-26-80)
41	Kenny Anderson vs. Villanova (12-28-90)	31	Mark Price vs. Virginia (2-14-83)
40	Pres Judy vs. Florida State (2-25-67)	31	Duane Ferrell vs. DePaul (2-22-87)
40	Rich Yunkus vs. Georgia State (2-17-70)	31	Dennis Scott vs. George Washington (12-3-88)
40	Rich Yunkus vs. Georgia (12-4-70)	31	Tom Hammonds vs. Maryland (2-4-89)
40	Tom Hammonds vs. Ga. State (1-10-89)	31	Dennis Scott vs. Duke (3-10-90)
40	Dennis Scott vs. Minnesota (3-25-90)	31	Brian Oliver vs. Duke (3-10-90)
40	Kenny Anderson vs. Georgia (12-19-90)	31	Kenny Anderson vs. Michigan State (3-23-90)
39	Pete Silas vs. Furman (1-31-53)	31	Kenny Anderson vs. DePaul (3-15-91)
39	Jim Wood vs. Georgia (3-5-75)	31	Malcolm Mackey vs. Ga. State (12-14-91)
39	Dennis Scott vs. Houston (12-28-88)	31	Matt Harpring vs. Florida State (12-28-98)
38	Roger Kaiser vs. Kentucky (1-7-61)	31	Jason Floyd vs. Chas. Southern (11-16-98)
38	Rich Yunkus vs. UCLA (12-27-69)	31	Jason Floyd vs. Mount St. Mary's (12-30-98)
37	Roger Kaiser vs. Ga. Southern (2-13-60)	31	Anthony Morrow vs. Tennessee St. (11-11-07)
37	Pres Judy vs. NC State (1-14-67)	30	Jim Nolan vs. Oklahoma (2-21-48)
37	Rich Yunkus vs. UTEP (12-20-68)	30	Roger Kaiser vs. Louisiana State (2-8-60)
37	Rich Yunkus vs. Florida State (2-21-70)	30	Mike Tomasovich vs. Tulane (2-12-62)
37	Rich Yunkus vs. Georgia (2-3-71)	30	Jim Caldwell vs. VMI (1-18-65)
37	Rich Yunkus vs. Auburn (1-14-71)	30	Phil Wagner vs. Georgia (12-7-67)
37	Sammy Drummer vs. Campbell (2-26-79)	30	Rich Yunkus vs. SMU (12-2-70)
37	Dennis Scott vs. North Carolina (2-1-90)	30	Rich Yunkus vs. Jacksonville (2-8-69)
36	Phil Wagner vs. Tulane (1-6-68)	30	Rich Yunkus vs. Clemson (1-20-71)
36	Rich Yunkus vs. Jacksonville (2-26-70)	30	Tico Brown vs. East Carolina (2-17-79)
36	Rich Yunkus vs. Auburn (1-17-70)	30	Sammy Drummer vs. So. Miss. (1-9-78)
36	Sammy Drummer vs. Memphis (1-16-79)	30	Sammy Drummer vs. Georgia (1-11-78)
36	Dennis Scott vs. Wake Forest (1-6-90)	30	Mark Price vs. NC State (2-3-83)
36	Dennis Scott vs. Duke (1-28-90)	30	Tom Hammonds vs. Wake Forest (2-13-88)
36	Dennis Scott vs. Maryland (2-13-90)	30	Tom Hammonds vs. East Carolina (1-4-89)
36	Dennis Scott vs. East Tennessee St. (3-15-90)	30	Tom Hammonds vs. Wake Forest (1-7-89)
36	James Forrest vs. Maryland (1-4-94)	30	Dennis Scott vs. Richmond (11-28-89)
36	B.J. Elder vs. Clemson (1-27-04)	30	Dennis Scott vs. Pittsburgh (12-28-89)
35	Jim Caldwell vs. Texas Tech (12-30-64)	30	Dennis Scott vs. Duke (1-11-90)
35	Rich Yunkus vs. Clemson (1-6-71)	30	Dennis Scott vs. Louisville (2-11-90)
35	Sammy Drummer vs. Seton Hall (11-24-78)	30	Dennis Scott vs. LSU (3-17-90)
35	Brook Steppe vs. Virginia Tech (12-22-79)	30	Kenny Anderson vs. Minnesota (3-25-90)
35	Brook Steppe vs. Duke (2-20-82)	30	Kenny Anderson vs. Maryland (2-13-91)
35	Will Bynum vs. North Carolina (3-12-05)	30	James Forrest vs. Georgia State (12-12-92)
34	Joe Helms vs. Mississippi State (1-14-56)	30	James Forrest vs. Coastal Carolina (11-28-94)
34	Jim Caldwell vs. Furman (1-9-65)	30	Travis Best vs. Maryland (2-4-95)
34	Duane Ferrell vs. Clemson (3-5-88)	30	Drew Barry vs. North Carolina (2-10-96)
34	Dennis Scott vs. Notre Dame (2-25-89)	30	Matt Harpring vs. Virginia (2-21-96)
34	Brian Oliver vs. North Carolina (2-1-90)	30	Matt Harpring vs. Coastal Carolina (12-17-97)
34	Brian Oliver vs. Clemson (3-3-90)	30	Matt Harpring vs. North Carolina (2-8-98)
34	Gani Lawal vs. Penn State (12-3-08)	30	Jason Collier vs. Florida State (2-11-99)
33	Terry Randall vs. Furman (12-8-56)	30	B.J. Elder vs. North Carolina (2-10-04)
33	Jim Caldwell vs. Florida State (2-15-64)	30	Will Bynum vs. Wake Forest (1-27-05)
33	Rich Yunkus vs. Florida State (2-18-69)	30	Thaddeus Young vs. Wake Forest (3-8-07)
33	Rich Yunkus vs. Auburn (12-19-70)	30	Matt Causey vs. Virginia Tech (1-19-08)
33	Brook Steppe vs. Ga. Southern (2-13-82)	30	Lewis Clinch vs. Miami (3-4-09)
33	Mark Price vs. Virginia (3-12-83)	30	Iman Shumpert vs. North Carolina (1-16-10)
33	Yvon Joseph vs. Central Michigan (12-17-83)	30	Iman Shumpert vs. North Carolina (1-16-11)
33	Tom Hammonds vs. Iowa State (3-18-88)	30	Adam Smith at Pittsburgh (1-6-16)
33	Brian Oliver vs. N.C. A&T (12-11-89)	30	Marcus Georges-Hunt vs. Wake Forest (2-10-16)
33	Dennis Scott vs. Coastal Carolina (12-19-90)		
33	Dennis Scott vs. North Carolina (2-28-90)		
33	Malcolm Mackey vs. Morgan State (11-27-90)		
33	Kenny Anderson vs. Virginia (2-19-91)		
33	Dion Glover vs. Seton Hall (3-11-98)		
33	Tony Akins vs. Florida State (2-21-00)		
33	Marvin Lewis vs. Florida State (1-14-03)		
32	Bud Blemker vs. Alabama (2-2-57)		
32	Roger Kaiser vs. Vanderbilt (1-16-60)		
32	Rich Yunkus vs. Jacksonville (1-6-69)		
32	Rich Yunkus vs. Georgia (12-5-68)		
32	Rich Yunkus vs. Tulane (2-23-70)		
32	Rich Yunkus vs. Tampa (2-26-71)		
32	Bob Murphy vs. Furman (12-22-71)		
32	Brook Steppe vs. Seton Hall (2-2-80)		
32	Sammy Drummer vs. Davidson (12-27-77)		
32	Dennis Scott vs. Georgia (12-16-89)		
32	Kenny Anderson vs. Pittsburgh (12-28-89)		
32	Dennis Scott vs. Clemson (1-25-90)		
32	Kenny Anderson vs. Notre Dame (2-24-90)		
32	Kenny Anderson vs. Fordham (12-8-90)		
32	Kenny Anderson vs. Wake Forest (1-6-91)		
32	Kenny Anderson vs. Clemson (1-24-91)		
32	Kenny Anderson vs. Duke (1-30-91)		
32	Jon Barry vs. Florida State (1-23-92)		
32	Travis Best vs. Georgia State (12-4-93)		
32	Travis Best vs. East Carolina (12-3-94)		
32	Michael Maddox vs. North Carolina (2-8-98)		
32	Saun Fein vs. Wofford (11-17-00)		
32	Lewis Clinch vs. Clemson (3-12-09)		
32	Brian Oliver vs. Syracuse (11-27-10)		

Rebounds

27	Eric Crake vs. Georgia (2-4-53)	19	Pete Silas vs. Mississippi (2-7-53)
26	Jim Caldwell vs. Georgia (12-2-63)	19	Lenny Cohen vs. Duke (11-30-56)
24	Pete Silas vs. Furman (1-31-53)	19	Dave Denton vs. Tulane (2-8-58)
23	Jim Caldwell vs. Mississippi State (1-25-65)	19	Alan Nass vs. Georgia (12-1-60)
22	Dick Lenholt vs. Georgia (2-17-55)	19	Jim Caldwell vs. Furman (12-3-62)
22	Dave Denton vs. Kentucky (1-27-58)	19	Jim Caldwell vs. Vanderbilt (1-13-63)
21	Frank Inman vs. Florida (2-23-59)	19	Jim Caldwell vs. Furman (1-9-65)
21	Jim Caldwell vs. Mississippi (1-11-64)	19	Jim Wood vs. Presbyterian (1-24-75)
21	Jim Caldwell vs. Georgia (1-21-64)	19	Ivano Newbill vs. Tulane (12-27-90)
21	Bill Cohen vs. Louisiana State (2-13-56)	19	Malcolm Mackey vs. Ohio State (3-17-91)
20	Jim Caldwell vs. Florida State (2-15-64)	19	Matt Geiger vs. St. Bonaventure (12-30-91)
20	Jim Caldwell vs. Ohio State (1-2-65)	19	Alvin Jones vs. Iowa (12-27-98)
20	Mike Green vs. St. Bonaventure (12-27-74)	19	Charles Mitchell at Clemson (2-13-16)

SINGLE-GAME HIGHS

Field Goals

- 18 Rich Yunkus vs. Georgia State (2-17-70)
- 18 Rich Yunkus vs. Florida State (1-24-70)
- 18 Pres Judy vs. Florida State (2-25-68)
- 18 Kenny Anderson vs. Loyola Marymount (12-22-90)
- 17 Pete Silas vs. Furman (1-31-53)
- 17 Rich Yunkus vs. Tulane (3-1-69)
- 17 Rich Yunkus vs. Furman (1-15-70)
- 16 Roger Kaiser vs. Georgia Southern (2-3-60)
- 16 Rich Yunkus vs. Georgia (12-4-70)
- 16 Rich Yunkus vs. Georgia (2-3-71)
- 16 Rich Yunkus vs. UCLA (12-27-69)
- 16 Jim Wood vs. Georgia (3-5-75)
- 16 James Forrest vs. Maryland (1-4-94)
- 15 Last: Gani Lawal vs. Penn State (12-3-08)

Field Goal Attempts

- 32 Sammy Drummer vs. DePaul (1-2-79)
- 32 Dennis Scott vs. Louisiana State (3-17-90)
- 31 Jim Caldwell vs. Texas Tech (12-30-64)
- 30 Sammy Drummer vs. Georgia (1-11-78)
- 29 Pete Silas vs. Tampa (1-2-53)
- 29 Rich Yunkus vs. UTEP (12-20-68)
- 29 Rich Yunkus vs. SMU (12-10-69)
- 29 Rich Yunkus vs. UCLA (12-27-69)
- 29 Kenny Anderson vs. Howard (1-2-91)
- 28 Last: Glen Rice vs. Florida State (2-10-11)

3-Point Field Goals

- 11 Dennis Scott vs. Houston (12-28-88)
- 9 Dennis Scott vs. North Carolina (1-28-89)
- 9 Drew Barry vs. North Carolina (2-10-96)
- 9 Tony Akins vs. Florida State (2-21-00)
- 9 Lewis Clinch vs. Miami (3-4-09)
- 8 Mark Price vs. Virginia (3-12-83)
- 8 Dennis Scott vs. Georgia State (1-12-88)
- 8 Dennis Scott vs. Pittsburgh (12-4-89)
- 8 Fred Vinson vs. North Carolina (2-12-94)
- 8 Adam Smith at Pittsburgh (1-6-16)
- 7 Dennis Scott vs. Coastal Carolina (11-28-88)
- 7 Dennis Scott vs. North Carolina (3-1-89)
- 7 Brian Oliver vs. Wake Forest vs. (2-7-90)
- 7 Dennis Scott vs. Maryland (2-13-90)
- 7 Dennis Scott vs. North Carolina (2-28-90)
- 7 Dennis Scott vs. Minnesota (3-25-90)
- 7 Dennis Scott vs. UNLV (3-31-90)
- 7 Kenny Anderson vs. Howard (1-2-91)
- 7 Jon Barry vs. Wake Forest (1-18-92)
- 7 Shaun Fein vs. Wofford (11-17-00)
- 7 Shaun Fein vs. Clemson (1-24-01)
- 7 B.J. Elder vs. North Carolina (2-10-04)
- 7 B.J. Elder vs. Michigan (11-30-04)
- 7 Anthony Morrow vs. Michigan St. (11-30-05)
- 7 Anthony Morrow vs. Win-Salem St. (1-3-07)
- 7 Matt Causey vs. Virginia Tech (1-19-08)
- 7 Lewis Clinch vs. Florida State (3-13-09)

3-Point Field Goal Attempts

- 19 Dennis Scott vs. Houston (12-28-88)
- 18 Dennis Scott vs. North Carolina (1-28-89)
- 18 Lewis Clinch vs. Florida State (3-13-09)
- 17 Drew Barry vs. North Carolina (2-10-96)
- 16 Kenny Anderson vs. Howard (1-2-91)
- 16 Lewis Clinch vs. Miami (3-4-09)
- 15 Dennis Scott vs. North Carolina (3-10-89)
- 15 Dennis Scott vs. North Carolina (2-28-90)
- 15 Lewis Clinch vs. North Carolina (2-28-09)

Free Throws

- 19 Rich Yunkus vs. North Carolina (2-14-70)
- 19 Tom Hammonds vs. Iowa State (3-18-88)
- 18 Frank Samoylo vs. Georgia (2-2-72)
- 18 Kenny Anderson vs. Georgia (12-19-90)
- 17 Gani Lawal vs. Charlotte (1-2-10)
- 17 Bobby Kimmel vs. Canisius (12-31-55)
- 16 Roger Kaiser vs. Kentucky (1-25-60)
- 16 Rich Yunkus vs. Jacksonville (2-26-70)
- 16 Peanut Murphy vs. Furman (12-22-71)
- 15 Last time: Marcus Georges-Hunt vs. Clemson (3-9-16)

Free throw Attempts

- 22 Kenny Anderson vs. Georgia (12-19-90)
- 21 Tom Hammonds vs. Iowa State (3-18-88)
- 21 Jeremis Smith vs. Georgia (12-7-05)
- 20 Bobby Kimmel vs. Canisius (12-31-55)
- 20 Rich Yunkus vs. North Carolina (2-14-70)
- 20 Rich Yunkus vs. Jacksonville (2-26-70)
- 20 Frank Samoylo vs. Georgia (2-2-72)
- 20 Gani Lawal vs. Charlotte (1-2-10)
- 19 Terry Randall vs. Kentucky (1-5-57)
- 19 Roger Kaiser vs. Kentucky (1-30-61)
- 19 Peanut Murphy vs. Furman (12-22-71)
- 19 Alvin Jones vs. Charleston Southern (11-16-98)
- 19 Gani Lawal vs. Chattanooga (12-14-09)

Assists

- 19 Craig Neal vs. Duke (2-28-88)
- 18 Kenny Anderson vs. Pittsburgh (12-28-89)
- 17 Craig Neal vs. Virginia (2-25-88)
- 17 Kenny Anderson vs. North Carolina (2-1-90)
- 14 Mark Price vs. Monmouth (1-17-85)
- 14 Craig Neal vs. Duke (2-3-88)
- 14 Craig Neal vs. Maryland (2-8-88)
- 14 Craig Neal vs. NC State (2-20-88)
- 14 Brian Oliver vs. Clemson (1-25-89)
- 13 Steve Sherbak vs. Oklahoma City (2-28-73)
- 13 Craig Neal vs. North Carolina A&T (1-14-87)
- 13 Craig Neal vs. Maryland (2-17-88)
- 13 Kenny Anderson vs. Fordham (2-15-90)
- 13 Kenny Anderson vs. Morgan State (11-27-90)
- 13 Kenny Anderson vs. North Carolina (1-27-91)
- 13 Jon Barry vs. NC State (2-29-92)
- 12 Drew Barry vs. Virginia (1-22-95)
- 12 Last time: Iman Shumpert vs. Penn State (12-3-08)

Steals

- 8 Kenny Anderson vs. Duke (1-30-91)
- 7 Mark Price vs. Clemson (1-26-84)
- 7 Mark Price vs. Texas A&M (12-20-85)
- 7 Travis Best vs. Georgia State (12-12-92)
- 7 Stephon Marbury vs. Georgetown (11-22-95)
- 7 Jarrett Jack vs. NC State (3-14-03)
- 7 Javaris Crittenton vs. Clemson (2-3-07)
- 7 Iman Shumpert vs. Virginia Tech (2-25-11)
- 6 Mark Price vs. Clemson (3-7-86)
- 6 Bruce Dalrymple vs. Virginia (3-8-85)
- 6 George Thomas vs. Newberry (1-12-81)
- 6 Kenny Anderson vs. Georgia (12-19-90)
- 6 Kenny Anderson vs. Howard (1-2-91)
- 6 Matt Harpring vs. Florida A&M (11-26-94)
- 6 Travis Best vs. East Carolina (12-3-94)
- 6 Travis Best vs. Cincinnati (12-28-94)
- 6 Matt Harpring vs. Florida State (1-29-95)
- 6 Drew Barry vs. NC State (2-25-95)
- 6 Drew Barry vs. Manhattan (11-15-95)
- 6 Tony Akins vs. Kentucky (12-19-98)
- 6 Shaun Fein vs. Florida A&M (2-5-00)
- 6 Jarrett Jack vs. Hofstra (11-20-03)
- 6 Iman Shumpert vs. Clemson (2-22-09)
- 6 Iman Shumpert vs. Virginia Tech (3-6-10)
- 6 Iman Shumpert vs. Wake Forest (3-3-11)

Blocked Shots

- 11 Alvin Jones vs. Winthrop (11-24-97)
- 9 Alvin Jones vs. Georgetown (3-16-98)
- 9 Alvin Jones vs. Charleston So. (11-16-98)
- 8 Alvin Jones vs. Ga. Southern (1-28-98)
- 8 Alvin Jones vs. Delaware State (12-6-97)
- 8 Alvin Jones vs. Coastal Carolina (12-17-97)
- 8 Alvin Jones vs. Mt. St. Mary's (12-30-98)
- 8 Alvin Jones vs. Mercer (11-19-99)
- 8 Alvin Jones vs. Harvard (12-28-00)
- 8 Alvin Jones vs. Maryland (1-5-01)
- 7 Alvin Jones vs. North Texas (12-31-97)
- 7 Alvin Jones vs. Virginia (2-9-00)
- 7 John Salley vs. Wake Forest (2-10-85)
- 7 Matt Geiger vs. Virginia (3-13-92)
- 7 Eddie Elisma vs. Manhattan (11-15-95)
- 7 Daniel Miller vs. Charleston Southern (11-12-10)

ACC Game Individual Highs

30-Point Games

- 37 Dennis Scott vs. North Carolina (2-1-90)
- 36 Dennis Scott vs. Wake Forest (1-6-90)
- 36 Dennis Scott vs. Duke (1-28-90)
- 36 Dennis Scott vs. Maryland (2-13-90)
- 36 James Forrest vs. Maryland (1-4-94)
- 36 B.J. Elder vs. Clemson (1-27-04)
- 35 Brook Stepp vs. Duke (2-20-82)
- 35 Will Bynum vs. North Carolina (3-12-05)
- 34 Duane Ferrell vs. Clemson (3-5-88)
- 34 Brian Oliver vs. North Carolina (2-1-90)
- 34 Brian Oliver vs. Clemson (3-3-90)
- 33 Mark Price vs. Virginia (3-12-83)
- 33 Dennis Scott vs. North Carolina (2-28-90)
- 33 Kenny Anderson vs. Virginia (2-19-91)
- 33 Tony Akins vs. Florida State (2-21-00)
- 33 Marvin Lewis vs. Florida State (1-14-03)
- 32 Dennis Scott vs. Clemson (1-25-90)
- 32 Kenny Anderson vs. Wake Forest (1-6-91)
- 32 Kenny Anderson vs. Clemson (1-24-91)
- 32 Jon Barry vs. Florida State (1-23-92)
- 32 Michael Maddox vs. North Carolina (2-8-98)
- 32 Lewis Clinch vs. Clemson (3-12-09)
- 31 Lenny Horton vs. Wake Forest (1-26-80)
- 31 Mark Price vs. NC State (2-3-83)
- 31 Mark Price vs. Virginia (2-14-83)
- 31 Tom Hammonds vs. Maryland (2-4-89)
- 31 Dennis Scott vs. Duke (3-10-90)
- 31 Brian Oliver vs. Duke (3-10-90)
- 31 Matt Harpring vs. Florida State (2-18-98)
- 30 Tom Hammonds vs. Wake Forest (2-13-88)
- 30 Tom Hammonds vs. Wake Forest (1-7-89)
- 30 Dennis Scott vs. Duke (1-11-90)
- 30 Kenny Anderson vs. Maryland (2-13-91)
- 30 Travis Best vs. Maryland (2-4-95)
- 30 Drew Barry vs. North Carolina (2-10-96)
- 30 Matt Harpring vs. Virginia (2-21-96)
- 30 Matt Harpring vs. North Carolina (2-8-98)
- 30 Jason Collier vs. Florida State (2-11-99)
- 30 B.J. Elder vs. North Carolina (2-10-04)
- 30 Will Bynum vs. Wake Forest (1-27-05)
- 30 Thaddeus Young vs. Wake Forest (3-8-07)
- 30 Matt Causey vs. Virginia Tech (1-19-08)
- 30 Lewis Clinch vs. Miami (3-4-09)
- 30 Iman Shumpert vs. North Carolina (1-16-10)
- 30 Iman Shumpert vs. North Carolina (1-16-11)
- 30 Adam Smith at Pittsburgh (1-6-16)
- 30 Marcus Georges-Hunt vs. Wake Forest (2-10-16)

Rebounds

- 19 Charles Mitchell at Clemson (2-13-16)
- 18 Alvin Jones vs. North Carolina (2-3-01)
- 18 Gani Lawal vs. Miami (2-10-10)
- 18 Derrick Favors vs. Maryland (2-20-10)
- 17 Malcolm Mackey vs. NC State (1-27-91)
- 17 Malcolm Mackey vs. Maryland (1-5-93)
- 17 Alvin Jones vs. Florida State (2-11-99)
- 17 Luke Schenscher vs. North Carolina (3-12-04)
- 17 Gani Lawal vs. Duke (1-14-09)
- 17 Gani Lawal vs. Maryland (1-10-09)
- 16 Tom Hammonds vs. N. Carolina (3-10-89)
- 16 Malcolm Mackey vs. Duke (1-11-90)
- 16 Malcolm Mackey vs. NC State (3-8-91)
- 16 Malcolm Mackey vs. Maryland (2-6-93)
- 16 Matt Harpring vs. North Carolina (2-8-98)
- 16 Alvin Jones vs. North Carolina (3-10-01)
- 15 Tom Hammonds vs. Maryland (2-17-88)
- 15 Malcolm Mackey vs. NC State (3-9-90)
- 15 Malcolm Mackey vs. Clemson (1-24-91)
- 15 Matt Harpring vs. North Carolina (1-10-96)
- 15 Matt Harpring vs. Wake Forest (2-11-98)
- 15 Luke Schenscher vs. Virginia (1-8-05)
- 15 Luke Schenscher vs. Clemson (3-5-05)

Field Goals

- 16 James Forrest vs. Maryland (1-4-94)
- 15 Lenny Horton vs. Wake Forest (1-26-80)
- 15 Duane Ferrell vs. Clemson (3-5-88)
- 14 Duane Ferrell vs. NC State (2-20-88)
- 14 Tom Hammonds vs. Duke (2-28-88)
- 14 Kenny Anderson vs. Virginia (2-19-91)
- 13 Mark Price vs. Duke (2-23-85)
- 13 Tom Hammonds vs. NC State (2-20-88)
- 13 James Forrest vs. Duke (3-12-93)
- 13 Michael Maddox vs. North Carolina (2-8-98)
- 13 Iman Shumpert vs. North Carolina (1-16-11)

Field Goal Attempts

- 29 Dennis Scott vs. Duke (1-11-90)
- 28 Dennis Scott vs. North Carolina (2-1-90)
- 28 Glen Rice, Jr. vs. Florida State (2-10-11)
- 26 Dennis Scott vs. North Carolina (2-28-90)
- 25 Dennis Scott vs. Maryland (2-13-90)
- 25 Michael Maddox vs. North Carolina (2-8-98)
- 24 Tom Hammonds vs. NC State (2-20-88)
- 24 Kenny Anderson vs. Clemson (1-25-90)
- 24 Dennis Scott vs. Duke (3-10-90)
- 24 Travis Best vs. Duke (2-9-95)
- 24 Matt Harpring vs. North Carolina (2-8-98)

Free Throws

- 15 Lenny Horton vs. NC State (12-29-79)
- 15 Travis Best vs. Maryland (2-4-95)
- 15 Marcus Georges-Hunt vs. Clemson (3-9-16)
- 14 Alvin Jones vs. Clemson (1-24-01)
- 14 Mark Price vs. Duke (3-9-85)
- 13 Jason Collier vs. Virginia (2-25-99)
- 13 Maurice Miller vs. Virginia Tech (2-23-08)
- 12 Brian Oliver vs. Wake Forest (1-7-89)
- 12 Brian Oliver vs. Wake Forest (2-17-90)
- 12 Matt Harpring vs. Maryland (2-21-98)
- 11 Last time: Gani Lawal vs. Wake Forest (1-31-09)

Free Throw Attempts

- 19 Alvin Jones vs. Clemson (1-24-01)
- 17 Lenny Horton vs. NC State (12-29-78)
- 16 Brian Oliver vs. NC State (2-17-90)
- 16 Travis Best vs. Maryland (2-4-95)
- 16 Jason Collier vs. Virginia (2-25-99)
- 16 Marcus Georges-Hunt at Florida State (2-17-16)
- 16 Marcus Georges-Hunt vs. Clemson (3-9-16)
- 15 Alvin Jones vs. Florida State (1-24-01)
- 14 Last time: Gani Lawal vs. Wake Forest (1-31-09)

3-Point Field Goals

- 9 Dennis Scott vs. North Carolina (1-28-89)
- 9 Drew Barry vs. North Carolina (2-10-96)
- 9 Tony Akins vs. Florida State (2-21-00)
- 9 Lewis Clinch vs. Miami (3-4-09)
- 8 Mark Price vs. Virginia (3-12-83)
- 8 Fred Vinson vs. North Carolina (2-12-94)
- 8 Adam Smith at Pittsburgh (1-6-16)
- 7 Dennis Scott vs. North Carolina (3-1-89)
- 7 Dennis Scott vs. Wake Forest (2-7-90)
- 7 Dennis Scott vs. Maryland (2-13-90)
- 7 Dennis Scott vs. North Carolina (2-28-90)
- 7 Jon Barry vs. Wake Forest (1-18-92)
- 7 Shaun Fein vs. Clemson (1-24-01)
- 7 B.J. Elder vs. North Carolina (2-10-04)
- 7 Matt Causey vs. Virginia Tech (1-19-08)
- 7 Lewis Clinch vs. Florida State (3-13-09)

3-Point Field Goal Attempts

- 18 Dennis Scott vs. North Carolina (1-28-89)
- 18 Dennis Scott vs. Florida State (3-13-09)
- 17 Drew Barry vs. North Carolina (2-10-96)
- 16 Lewis Clinch vs. Miami (3-4-09)
- 15 Dennis Scott vs. North Carolina (3-10-89)
- 15 Dennis Scott vs. North Carolina (2-28-90)
- 15 Lewis Clinch vs. North Carolina (2-28-09)
- 14 Dennis Scott vs. North Carolina (3-1-89)
- 14 Dennis Scott vs. Virginia (2-22-90)
- 14 Fred Vinson vs. Maryland (1-4-94)
- 14 Matt Harpring vs. Clemson (1-30-97)
- 14 Tony Akins vs. Florida State (2-21-00)

Assists

- 19 Craig Neal vs. Duke (2-28-88)
- 17 Craig Neal vs. Virginia (2-25-88)
- 17 Kenny Anderson vs. North Carolina (2-1-90)
- 14 Craig Neal vs. Duke (2-3-88)
- 14 Craig Neal vs. Maryland (2-8-88)
- 14 Craig Neal vs. NC State (2-20-88)
- 14 Brian Oliver vs. Clemson (1-25-89)
- 14 Craig Neal vs. Maryland (2-17-88)
- 13 Kenny Anderson vs. North Carolina (1-27-90)
- 13 Jon Barry vs. NC State (2-29-92)
- 13 Drew Barry vs. Virginia (1-22-95)

Steals

- 8 Kenny Anderson vs. Duke (1-30-91)
- 7 Mark Price vs. Clemson (1-26-84)
- 7 Jarrett Jack vs. NC State (3-14-03)
- 7 Javaris Crittenton vs. Clemson (2-3-07)
- 7 Iman Shumpert vs. Virginia Tech (1-25-11)
- 6 Mark Price vs. Clemson (3-7-86)
- 6 Bruce Dalrymple vs. Virginia (3-8-85)
- 6 Matt Harpring vs. Florida State (1-29-95)
- 6 Drew Barry vs. NC State (2-25-95)
- 6 Iman Shumpert vs. Clemson (2-22-09)
- 6 Iman Shumpert vs. Virginia Tech (3-6-10)
- 6 Iman Shumpert vs. Wake Forest (3-3-11)

Blocked Shots

- 8 Alvin Jones vs. Maryland (1-6-01)
- 7 John Salley vs. Wake Forest (2-10-85)
- 7 Matt Geiger vs. Virginia (3-13-92)
- 7 Alvin Jones vs. Virginia (2-9-00)
- 6 Alvin Jones vs. North Carolina (1-25-98)
- 6 Alvin Jones vs. Maryland (1-21-98)
- 6 Alvin Jones vs. NC State (2-2-99)
- 6 Alvin Jones vs. Virginia (3-9-01)
- 6 Alade Aminu vs. Wake Forest (1-31-09)
- 6 Gani Lawal vs. Boston College (1-20-09)
- 6 Daniel Miller vs. Virginia (2-8-14)
- 6 Daniel Miller vs. Syracuse (3-4-14)

SINGLE-GAME TEAM HIGHS

100-Point Games

135 Loyola Marymount (12-22-90)
121 Georgia State (1-10-89)
120 Texas (11-27-91)
119 USC-Aiken (11-25-85)
116 Cornell (11-13-15)
114 Alcorn State (11-20-87)
113 Arkansas-Pine Bluff (11-23-02)
112 Texas Christian (12-1-65)
112 Georgia, 3 ot (12-19-90)
112 Florida A&M (12-1-92)
112 Florida A&M (11-26-94)
112 Lafayette (12-10-94)
112 Wake Forest, 2 ot (3-8-07)
111 Georgia State (1-12-88)
111 Pittsburgh (11-28-89)
111 Florida State, 2 ot (2-11-99)
111 Clemson (1-24-01)
110 Wyoming (12-22-58)
110 Furman (2-8-66)
109 Coastal Carolina (12-19-89)
108 Tennessee Tech (12-14-78)
108 Augusta (12-12-87)
108 Georgia State (11-24-89)
107 Green Bay (11-19-15)*
106 South Carolina State (1-13-83)
105 Youngstown State (12-29-92)
105 Virginia (2-14-98)
104 North Carolina (2-14-70)
104 Maryland (2-17-88)
103 Charleston Southern (11-16-98)
103 Boston College (3-17-96)
103 Georgia State (11-16-06)
102 Tulane (3-1-71)
102 North Carolina (2-1-90)
102 Georgia State (12-12-92)
102 Wake Forest, ot (1-27-05)
101 Georgia State (2-17-70)
101 Baptist (12-10-88)
101 North Carolina A&T (12-11-89)
101 Wake Forest (1-6-91)
101 Clemson (3-8-92)
100 Western Carolina (2-1-79)
100 Southern Illinois (1-5-70)
100 Augusta (11-24-90)
100 East Carolina (12-3-94)
100 Maryland (2-4-95)
100 North Carolina, 2 ot (2-8-98)
100 Grambling State (11-24-99)
100 Jackson State (11-13-06)
100 Florida A&M (11-14-09)

*Last time Tech scored 100 points

Fewest Points

3 Vanderbilt (2-27-1920)
4 Macon YMCA (2-14-1920)
6 Auburn (2-17-1906)
8 Auburn (2-4-1909)
8 Georgia (2-14-1914)
9 Georgia (1-22-1909)
11 Chattanooga (2-7-1920)
12 Atlanta Athletic Club (1-28-1909)
12 Georgia (2-5-1913)
Since 1949-50
28 Virginia (1-22-15)
34 NC State (12-30-49)
36 Auburn (2-7-61)
36 Miami (3-8-12)
37 Virginia (12-1-79)
37 Boston College (1-19-80)
37 Clemson (2-21-12)
38 Wake Forest (2-6-82)
38 Georgia (12-6-80)
38 Virginia (1-19-12)
39 North Carolina (3-4-82)
39 Cincinnati (3-2-78)
39 Auburn (2-5-62)
39 Alabama (1-14-50)
39 Kentucky (12-19-98)

Largest Margin of Victory

61 Southern Bell (1-28-27)
59 USC-Aiken (11-25-85)
57 Baptist (12-27-78)
56 Florida A&M (11-26-94)
53 Md.-Eastern Shore (1-3-85)
51 Tennessee State (12-6-03)
51 Winston-Salem State (1-3-07)
50 Marist (12-23-03)
47 Maine (1-4-70)
45 Tennessee Tech (12-14-78)
45 Chattanooga (1-2-50)

45 Centenary (12-22-07)
45 Winston-Salem State (11-14-08)
44 Wofford (11-29-82)
44 Univ. of the South (12-13-82)
44 Wofford (1-31-77)
43 Flagler (12-12-83)
43 Naval Air Station (1-14-44)
43 Wofford (11-17-00)
43 Elon (11-10-06)

Largest Margin of Defeat

69 Georgia (1-22-1909)
60 Macon YMCA (1-17-20)
56 Georgia (1-29-1909)
53 Kentucky (1-7-56)
52 Kentucky (1-9-54)
51 Kentucky (2-2-54)
50 Georgia (2-14-14)
47 Furman (2-11-54)
46 Kentucky (2-19-49)
45 North Carolina (2-12-72)

Most Points in a Half

82 Loyola Marymount (12-22-90, 2nd)
67 Georgia State (1-10-89, 2nd)
67 Youngstown State (12-29-92, 2nd)
65 Wofford (11-29-82, 1st)
64 Texas (11-27-91, 2nd)
64 Louisville (12-20-98, 2nd)
64 Tennessee State (11-11-07, 2nd)
63 Pittsburgh (12-28-89, 2nd)
63 Ark.-Pine Bluff (11-23-02, 2nd)
62 USC-Aiken (11-25-85, 1st)
62 Coastal Carolina (12-19-89, 1st)
62 Maryland (2-4-95, 2nd)
62 Tennessee State (12-6-03, 2nd)
62 Memphis (11-21-06, 2nd)
61 Augusta (12-12-87, 1st)
61 Georgia State (1-12-88, 2nd)
61 Lafayette (12-10-94, 1st)
60 Florida A&M (12-1-92, 2nd)
60 Florida A&M (11-26-94, 2nd)

Most Points - 1st Half

65 Wofford (11-29-82)
62 USC-Aiken (11-25-85)
62 Coastal Carolina (12-19-90)
61 Augusta (12-12-87)
61 Lafayette (12-10-94)

Most Points - 2nd Half

82 Loyola Marymount (12-22-90)
67 Georgia State (1-10-89)
67 Youngstown State (12-29-92)
64 Texas (11-27-91)
64 Louisville (12-20-98)
64 Tennessee State (11-11-07)
63 Pittsburgh (12-28-89)
63 Arkansas-Pine Bluff (11-23-02)
62 Maryland (2-4-95)
62 Tennessee State (12-6-03)
62 Memphis (11-21-06)
61 Georgia State (1-12-88)
60 Florida A&M (12-1-92)
60 Florida A&M (11-26-94)
60 Florida A&M (2-5-00)

Most Points - OT Period

18 NC State (2-25-96)
17 Wake Forest (3-8-07, 1st ot)
16 Auburn (2-4-57)
16 NC State (2-29-92)
16 Virginia (1-27-08)
15 Wake Forest (3-1-08)
14 Georgia (1-11-61)
14 Georgia (2-23-63)
14 St. Bonaventure (2-28-74)
14 Notre Dame (2-24-90)
14 Georgia, 3rd ot (12-18-90)
14 Vanderbilt (12-18-93)
14 Virginia (2-25-99)

*Tech scored 19 in exhibition game vs. Marathon Oil (11-17-84)

Rebounds

77 Baylor (12-4-58)
73 South Carolina (12-20-58)
72 Georgetown (12-21-63)
70 Loyola Marymount (12-22-90)
68 Hawaii (1-25-69)
68 Oklahoma City (2-14-59)
67 Georgia (12-11-58)
67 Wyoming (12-22-58)
67 Howard (1-3-57)
67 Georgia State (1-10-89)

66 Furman (1-2-58)
66 Ga. Teachers College (12-1-58)

Field Goals Made

52 USC-Aiken (11-25-85)
52 Furman (2-8-66)
51 Tennessee Tech (12-14-78)
51 Loyola Marymount (12-22-90)
48 Wofford (11-29-82)
48 Baptist (11-27-78)
47 Cornell (11-13-15)
45 Augusta (12-12-87)
44 Georgia State (2-17-70)
44 Florida State (2-25-67)
44 Tulane (2-17-66)
44 Alcorn State (11-20-88)
44 Georgia State (11-24-89)
44 Georgia State (12-12-92)
44 Florida A&M (11-26-94)

Field Goal Attempts

120 Tampa (1-2-53)
104 Mississippi (2-7-53)
104 Furman (1-13-55)
100 South Carolina (2-19-55)
98 Southern Mississippi (1-31-74)
97 South Carolina (12-20-58)
97 Loyola Marymount (12-22-90)
95 South Carolina (12-20-56)
95 William & Mary (12-21-64)
93 Auburn (12-13-73)

Highest Field Goal Pct.

.729 (35-48) Presbyterian (11-30-81)
.720 (36-50) Texas (12-27-85)
.719 (41-57) Monmouth (1-17-85)
.712 (37-52) Kentucky State (1-30-10)
.708 (34-48) Maryland (2-22-86)
.702 (33-47) Duke (2-20-82)
.681 (32-47) East Carolina (2-17-79)
.679 (36-53) NC State (1-27-93)
.667 (52-78) USC-Aiken (11-25-85)
.667 (40-60) Old Dominion (12-17-85)
.661 (37-56) Md.-Eastern Shore (1-3-85)
.660 (31-47) Louisville (2-14-78)
.654 (34-52) West Chester (12-16-81)
.653 (32-49) Alabama (12-21-79)
.652 (45-69) Augusta (12-12-87)
.652 (30-46) Francis Marion (2-10-82)

Lowest Field Goal Pct.

.200 (13-65) Arkansas (12-30-61)
.220 (18-82) Florida (2-27-56)
.237 (14-59) Auburn (2-3-59)
.239 (17-71) Auburn (12-7-64)
.241 (13-54) Auburn (1-23-62)
.242 (15-62) Kentucky (12-19-98)
.245* (12-49) Virginia (1-22-15)
.250 (13-52) Auburn (2-7-61)
.254 (18-71) Florida State (2-28-01)
.260 (19-73) Kentucky (1-28-57)
.260 (20-77) Georgia (12-29-60)
.263 (20-76) Oklahoma City (2-14-59)
.264 (19-72) Duke (11-30-56)
.272 (22-81) Ga. Teachers Coll. (12-1-58)
.274 (20-73) N. Carolina (1-29-00)
.292 (14-48) Virginia (1-19-12)
.295 (13-44) Miami (1-18-14)

*Last Tech team to shoot under 30 percent

3-Point Field Goals

17 Clemson (1-24-01)
16 North Carolina (2-10-96)
16 Boston College (3-17-96)
15 The Citadel (11-20-98)
15 Virginia (2-23-02)
15 Seton Hall (3-11-98)
15 North Carolina (2-12-94)
14 Last time: Cornell (1-8-03)

3-Point FG Attempts

37 North Carolina (2-10-96)
35 North Carolina, 2 ot (2-8-98)
34 Florida State, 2 ot (2-11-99)
34 The Citadel (11-20-98)
34 Grambling State (11-4-99)
34 Georgia (12-8-99)
34 Morehead State (12-18-99)
34 Kentucky (1-5-00)
33 Maryland (2-19-97)
33 Maryland (1-4-94)
33 North Carolina (3-10-01)

Highest 3-Pt. FG Pct.

Minimum 8 attempts

.778 (7-9) Texas (11-27-91)
.778 (7-9) Louisville (1-6-88)
.778 (7-9) Maryland (2-17-88)
.750 (9-12) Maryland (2-8-88)
.750 (6-8) Duke (1-10-93)
.727 (8-11) Alcorn State (1-18-89)
.727 (8-11) Duke (2-4-15)
.688 (11-16) Coastal Carolina (12-19-89)
.667 (6-9) Vanderbilt (1-3-06)
.667 (8-12) Maryland (3-12-10)
.636 (7-11) Duke (1-28-90)
.625 (10-16) Louisville (2-10-90)
.619 (13-21) UNC Greensboro (12-28-99)
.611 (11-18) Florida State (2-9-06)

Fewest 3-Pt. Field Goals

(made-attempts)

0-0 Boston College (12-19-86)
0-0 SMU (12-20-86)
0-0 Rutgers (12-27-86)
0-0 Old Dominion (1-12-87)
0-1 North Carolina (1-24-87)
0-1 Maryland (2-1-87)
0-2 Air Force (12-11-04)
0-2 Pennsylvania (12-1-86)
0-3 Duke (1-29-87)
0-3 Virginia (3-6-87)
0-4 North Carolina A&T (1-14-87)
0-5 Duke (2-23-05)
0-12 Virginia (1-22-15)

Free Throws

46 Furman (12-22-71)
40 North Carolina (2-14-70)
40 Canisius (12-31-55)
37 Auburn (12-9-70)
37 Florida State (1-31-66)
37 Notre Dame (2-25-89)
36 Rice (1-2-71)
36 Florida (2-28-55)
36 Iowa State (3-18-88)
35 Alabama (12-30-58)
35 Memphis (11-21-06)

Free Throw Attempts

56 Furman (12-22-71)
53 Charleston Southern (11-16-98)
51 Canisius (12-31-55)
51 Vanderbilt (1-26-53)
50 Georgia (2-2-72)
50 Kentucky (1-5-57)
50 Memphis (11-21-06)
49 Arkansas-Pine Bluff (11-23-02)
48 Florida (12-29-52)
47 Auburn (12-9-70)
47 North Carolina (2-14-70)
47 Wyoming (12-22-58)
47 Furman (1-13-55)
46 Florida State (1-31-66)
46 Alabama (12-30-58)
46 Louisiana State (2-13-56)
46 Georgia, 3 ot (12-19-90)

Highest Free Throw Pct.

Minimum 15 attempts

1.000 (18-18) Maryland (2-2-85)
1.000 (15-15) Baptist (11-27-78)
.964 (27-28) Maryland (1-3-96)
.960 (24-25) Oklahoma State (3-19-10)
.958 (23-24) Florida State (2-15-65)
.957 (22-23) Duke (2-26-83)
.957 (22-23) Maryland (2-4-89)
.955 (21-22) Florida State (2-24-68)
.944 (17-18) Connecticut (2-11-07)
.941 (16-17) Richmond (12-22-88)
.941 (16-17) Wake Forest (3-2-05)
.933 (14-15) NC State (12-19-62)
.933 (14-15) Duke (1-30-84)
.933 (14-15) Clemson (2-23-16)
.931 (27-29) Auburn (2-15-72)
.923 (24-26) VCU (12-15-15)
.920 (23-25) Rice (12-5-64)
.920 (23-25) Georgia (1-11-61)

Lowest Free Throw Pct.

Minimum 15 attempts

.333 (6-18) Florida State (3-9-00)
.368 (7-19) Duke (1-14-09)
.375 (9-24) Col. of Charleston (1-16-93)
.400 (8-20) Alabama (2-3-62)
.400 (8-20) NC State (2-11-72)
.400 (6-15) N. Carolina A&T (12-11-89)
.412 (7-17) Iowa (1-4-83)
.421 (8-19) Duke (2-3-88)
.429 (9-21) Virginia (3-9-01)
.438 (7-16) Alabama (12-11-72)
.438 (7-16) Louisville (1-11-97)
.438 (7-16) Kentucky (12-19-98)
.445 (11-25) IPFW (11-21-14)
.450 (9-20) Air Force (2-5-72)
.462 (6-13) Virginia (2-23-11)
.467 (7-15) SMU (12-3-68)
.467 (7-15) Santa Clara (12-30-95)
.467 (7-15) Alabama (11-27-97)
.471 (8-17) Alabama (12-17-62)
.472 (25-53) Charleston So. (11-16-98)

Assists

34 Youngstown State (12-29-92)
31 Monmouth (1-17-85)
31 Georgia State (12-7-91)
31 NC State (1-27-93)
31 Morgan State (12-23-00)
30 Augusta (12-12-88)
30 NC State (2-29-92)
30 Georgia State (11-16-06)
30 Cornell (11-13-15)
29 Wake Forest (2-10-85)
29 Maryland (2-17-88)
29 Duke (2-28-88)
29 Kentucky State (1-30-10)

Blocked Shots

15 Univ. of the South (12-13-82)
14 Winthrop (11-24-97)
14 Virginia (1-8-05)
13 Coastal Carolina (11-28-94)
13 Georgia Southern (1-28-98)
13 Alabama State (11-19-04)
12 Georgia State (12-12-92)
12 Coastal Carolina (12-17-97)
12 Tulane (12-3-11)
12 Tennessee (11-16-15)

Steals

24 Florida A&M (11-26-94)
21 Saint Francis, Pa. (12-30-06)
19 Alabama A&M (12-17-03)
19 Wake Forest (3-3-11)
18 Winston-Salem State (12-29-09)
17 Florida A&M (11-14-09)
17 Miami (2-3-11)
16 Univ. of the South (12-13-82)
16 UNC-Asheville (11-18-05)
16 Mercer (11-22-08)
16 NC State (2-14-09)
16 Charleston Southern (11-12-10)
16 Albany (11-17-10)

Fewest Turnovers

4 LSU (3-17-90)
4 Wake Forest (2-13-88)
4 Tulane (11-9-12)
5 Marist (12-23-03)
5 Virginia (2-24-13)
5 Notre Dame (1-13-16)
6 SMU (12-21-86)
6 Virginia (1-19-91)
6 Wake Forest (2-17-96)
6 Wake Forest (3-10-96)
6 Virginia (2-14-98)
6 Penn State (12-3-08)
6 Savannah State (12-11-10)
6 Wake Forest (3-3-12)
6 Cornell (11-13-15)
6 Duke (2-2-16)

ACC GAME TEAM HIGHS

Most Points Scored

112	Wake Forest (3-8-07)
111	Clemson (1-24-01)
111	Florida State, 2 ot (2-11-99)
105	Virginia (2-14-98)
104	Maryland (2-17-90)
102	North Carolina (2-1-90)
102	Wake Forest (1-27-05)
101	Clemson (3-8-92)
101	Wake Forest (1-6-91)
100	Maryland (2-4-95)
100	North Carolina, 2 ot (2-8-98)

Most Points Allowed

114	Wake Forest, 2 ot (3-8-07)
108	Clemson (1-24-01)
108	Florida State, 2 ot (2-11-99)
107	North Carolina, 2 ot (2-8-98)
106	Duke (2-26-83)
104	Duke (1-10-02)
104	North Carolina (2-28-09)
103	North Carolina (1-11-04)
101	Wake Forest, ot (1-27-05)
100	North Carolina (1-24-81)

Fewest Points Scored

28	Virginia (1-22-15)
36	Miami (3-8-12)
37	Virginia (12-1-79)
37	Clemson (2-21-12)
38	Wake Forest (2-6-82)
38	Virginia (1-19-12)
39	North Carolina (3-4-82)
40	NC State (1-26-82)
41	Clemson (2-4-14)
42	Duke (1-7-80)
42	Virginia (2-16-81)
42	Miami (1-18-14)
43	Virginia Tech (3-10-11)
45	Maryland (12-23-81)
45	Virginia (2-8-14)
45	Syracuse (1-7-15)
46	NC State (3-6-97)
46	Duke (2-3-82)
46	Wake Forest (1-27-00)
47	Virginia (3-5-81)

Fewest Points Allowed

43	Maryland (12-23-81)
43	Maryland (2-19-85)
45	Clemson (2-4-14)
46	Virginia (1-21-85)
46	Florida State (1-30-02)
46	Syracuse (1-7-15)
47	Duke (2-3-82)
47	NC State (1-15-84)
47	Virginia (2-9-00)
47	Boston College (2-4-12)
49	Wake Forest (2-16-80)
49	NC State (1-26-82)
49	Wake Forest (2-19-86)
49	Virginia (2-22-92)

Largest Margin of Victory

35	Wake Forest (1-19-11)
31	Florida State (1-30-02)
30	Clemson (2-1-95)
27	North Carolina (2-1-90)
27	Virginia (1-19-91)
26	Wake Forest (3-3-11)
24	Clemson (2-6-02)
24	NC State (1-11-03)
23	Virginia (1-8-05)
22	Maryland (2-17-88)
21	Florida State (1-27-96)
21	Clemson (1-24-91)
21	Virginia (2-9-00)
21	Clemson (2-25-01)

Largest Margin of Defeat

44	Duke (1-21-01)
41	Duke (1-9-91)
41	Virginia (2-16-81)
41	Duke (1-6-99)
40	North Carolina (1-24-81)
37	Virginia (1-17-81)
37	North Carolina (1-24-87)
32	Virginia (2-7-84)
32	Duke (2-9-02)
32	Virginia (1-19-12)
31	Maryland (2-21-99)

Fewest Points - Both Teams

85	Virginia (1-22-15)
86	Clemson (2-4-14)
88	Maryland (12-23-81)
89	NC State (1-26-82)
90	Miami (3-8-12)
91	Wake Forest (2-6-82)
91	Maryland (2-19-85)
91	Syracuse (1-7-15)
92	Virginia (12-1-79)
93	Duke (2-3-82)
93	Clemson (2-21-12)
94	North Carolina (3-4-82)
95	Virginia (1-21-85)
97	Wake Forest (2-16-80)
97	Duke (1-7-80)

Field Goals

40	North Carolina, 2 ot (2-8-98)
40	NC State (2-29-92)
38	North Carolina (1-27-91)
38	Duke (2-28-88)
37	North Carolina (2-1-90)
37	Virginia (2-14-98)
36	Last time: Florida State (2-11-99)

Field Goal Attempts

89	North Carolina, 2 ot (2-8-98)
83	North Carolina (1-27-91)
82	North Carolina (1-8-98)
81	Maryland (1-4-91)
78	Duke (1-11-90)
77	Florida State, 2 ot (2-11-99)
77	North Carolina (2-3-01)
76	North Carolina (1-11-95)

3-Point Field Goals

17	Clemson (1-24-01)
16	North Carolina (2-10-96)
15	North Carolina (2-12-94)
15	Virginia (2-23-02)
14	Virginia (2-14-98)
14	Florida State, 2 ot (2-11-99)
14	Clemson (3-4-00)
14	Boston College (3-14-13)
13	North Carolina (2-10-04)
13	Virginia (3-13-08)

3-Point FG Attempts

37	North Carolina (2-10-96)
35	North Carolina, 2 ot (2-8-98)
34	Florida State, 2 ot (2-11-99)
34	Maryland (1-4-94)
33	Maryland (2-19-97)
33	North Carolina (3-10-01)
32	North Carolina (2-28-90)
32	North Carolina (1-10-96)

Free Throws

33	NC State (2-17-90)
32	Maryland (2-4-95)
31	Wake Forest (1-27-05)
30	Virginia, ot (2-25-99)
30	Wake Forest (3-1-08)

Free Throw Attempts

44	Wake Forest (3-1-08)
41	Virginia, ot (2-25-99)
40	Maryland (1-13-02)
40	NC State (2-17-90)
39	Clemson (1-24-01)
38	NC State (12-12-79)
38	Wake Forest (1-27-05)

Rebounds

56	Florida State (1-27-96)
54	Maryland (2-1-91)
54	Virginia (1-8-05)
53	Clemson (1-24-91)
52	North Carolina (2-1-90)
52	Clemson (3-7-93)
52	Clemson (1-19-10)
51	Clemson (2-5-92)
51	Maryland (1-5-93)
50	Duke (1-11-90)
50	Virginia (1-19-91)
50	Maryland (1-21-98)
50	Virginia (2-28-08)
50	Wake Forest (1-19-11)

Assists

31	NC State (1-27-93)
29	Duke (2-28-88)
29	Maryland (2-17-88)
29	Wake Forest (2-10-85)
26	Maryland (1-4-94)

Steals

19	Wake Forest (3-3-11)
17	Clemson (2-3-07)
17	Miami (2-3-11)
16	NC State (2-14-09)
15	Maryland (1-25-06)
15	Miami (3-6-11)
14	North Carolina (2-27-85)
14	North Carolina (1-12-94)
14	Florida State (1-27-96)
14	Wake Forest (2-22-04)
14	North Carolina (1-12-05)
14	Clemson (2-8-05)
14	North Carolina (2-19-13)

Blocked Shots

15	Clemson (3-6-08)
14	Virginia (1-8-05)
13	Virginia (3-13-92)
11	North Carolina (2-10-04)
11	Maryland (2-19-04)
11	Duke (3-3-04)
11	Florida State (12-20-09)
10	Maryland (2-9-92)
10	Clemson (1-24-91)
10	Virginia (1-15-98)
10	Maryland (1-6-01)
10	Boston College (1-20-09)
10	Wake Forest (1-31-09)
10	Boston College (2-27-10)
10	North Carolina (2-19-13)

Fewest Turnovers

4	Wake Forest (2-13-88)
5	Virginia (2-24-13)
5	Notre Dame (1-13-16)
6	Virginia (1-19-91)
6	Wake Forest (2-17-96)
6	Wake Forest (3-10-96)
6	Virginia (2-14-98)
6	Wake Forest (3-3-12)
6	Notre Dame (2-26-14)
6	Duke (2-2-16)

Most Points - Half

62	Maryland (2-4-95, 2nd)
59	Clemson (1-24-01, 1st)
58	Virginia (2-15-98, 1st)
58	Clemson (3-8-92, 2nd)
57	North Carolina (2-1-90, 2nd)
57	Maryland (2-17-88, 2nd)
56	Maryland (1-3-96, 2nd)

Most Points Allowed - Half

61	Wake Forest (3-2-05, 2nd)
61	Clemson (3-4-06, 2nd)
58	Duke (1-10-02, 1st)
58	Duke (1-9-91, 2nd)
57	Duke (1982-83, 2nd)
56	North Carolina (3-2-88, 2nd)
56	NC State (2-20-88, 2nd)
55	Clemson (1-24-01, 2nd)

Fewest Points - Half

12	Virginia (1-22-15, 2nd)
14	Virginia (3-5-81, 1st)
15	Clemson (2-14-13, 1st)
15	North Carolina, 2-11-80, 1st)
15	Virginia (2-8-14, 2nd)
16	Virginia (1-22-15, 1st)
16	Clemson (2-28-15, 1st)
17	Virginia (12-1-79, 1st)
17	Virginia (2-16-81, 1st)
17	Maryland (2-19-85, 1st)
17	Virginia (1-19-12, 1st)
17	Wake Forest (2-15-12, 1st)
17	Miami (1-18-14, 1st)
18	Maryland (2-28-80, 2nd)
18	NC State (2-2-99, 1st)
18	Wake Forest (2-16-99, 1st)
18	Clemson (2-2-00, 1st)
18	Clemson (2-21-12, 1st)
18	Syracuse (1-7-15, 2nd)

Fewest Points Allowed - Half

16	North Carolina (1-14-80, 2nd)
17	Maryland (2-28-80, 2nd)
17	Virginia (1-19-91, 1st)
17	Virginia (12-7-05, 1st)
17	Louisville (2-23-15, 1st)
18	Maryland (2-1-91, 1st)
18	Virginia Tech (2-9-13, 1st)
18	Rhode Island (11-30-14, 1st)
18	Northwestern (12-3-15, 1st)
18	Syracuse (1-7-15, 2nd)
19	Maryland (3-11-83, 1st)
19	Virginia (1-21-85, 2nd)
19	Maryland (2-19-85, 1st)
19	Virginia (3-8-85, 1st)
19	NC State (3-6-97, 1st)
19	Florida State (1-30-02, 2nd)
19	Clemson (2-28-04, 1st)
19	NC State (3-13-10, 1st)
19	Boston College (2-4-12, 1st)
19	Miami (3-8-12, 1st)

Most Points in a Game - Both Teams

Pts.	Opponent	Date	W/L	Score
229	Loyola Marymount	12-22-90	W	135-94
227	Texas	11-27-91	W	120-107
226	Wake Forest (2 ot)	3-8-07	L	112-114
219	Florida State (2 ot)	2-11-99	W	111-108
219	Clemson	1-24-01	W	111-108
217	Georgia (3 ot)	12-19-90	W	112-105
212	NC State	2-10-73	L	94-118
211	UCLA	12-27-70	L	90-121
207	North Carolina (2 ot)	2-8-98	W	107-100
207	Georgia State	1-10-89	W	121-86
206	Furman	1-13-55	L	95-111
204	Furman	1-31-53	L	93-111
203	Pittsburgh	12-28-89	W	111-92
203	Wake Forest (ot)	1-27-05	W	102-101
199	Furman	12-22-71	W	108-91
199	North Carolina	2-14-70	W	104-95
199	Texas Christian	12-1-65	W	112-87
197	Cornell	11-13-15	W	116-81
196	Yale	12-28-73	L	95-101
196	Clemson	2-22-66	L	90-106
196	Lafayette	12-10-94	W	112-84
195	NC State	2-12-66	L	93-102
195	Florida A&M	12-1-92	W	112-83

Most 30-Point Games

Rich Yunkus (high game: 47).....	25
Dennis Scott (high game: 42).....	20
Kenny Anderson (high game: 50).....	15
Tom Hammonds (high game: 40).....	6
Sammy Drummer (high game: 37).....	6
Roger Kaiser (high game: 38).....	5

Triple-Doubles

Bruce Dalrymple

vs. UNC Charlotte (2-6-86)
14 points, 10 rebounds, 10 assists

Dennis Scott

vs. Alcorn State (11-20-87)
17 points, 10 rebounds, 10 assists

Kenny Anderson

vs. Pittsburgh (12-28-89)
32 points, 12 rebounds, 18 assists

Iman Shumpert

vs. Virginia Tech (1-25-11)
22 points, 12 rebounds, 11 assists

Perfect Games at the Free Throw Line

(minimum 10 attempts)

15-15	Roger Kaiser vs. Oklahoma City (2-14-59)
14-14	Mark Price vs. Duke (3-9-85)
13-13	Rich Yunkus vs. Furman (1-15-70)
12-12	Bobby Kimmel vs. Vanderbilt (1-22-55)
12-12	Terry Randall vs. Howard (1-3-57)
12-12	Bob Seemer vs. Florida State (1-24-70)
12-12	Rich Yunkus vs. Tulane (2-23-70)
12-12	Brian Oliver vs. Wake Forest (1-7-89)
12-12	Matt Harpring vs. Maryland (2-21-98)
12-12	Daniel Miller vs. Maryland (2-27-13)
12-12	Marcus Georges-Hunt vs. Louisville (1-23-16)
11-11	Roger Kaiser vs. Ohio (3-11-60)
11-11	Phil Wagner vs. Georgia (1-21-67)
11-11	Robert Carter, Jr. at Florida State (3-2-14)
10-10	Bud Blemker vs. Alabama (12-5-57)
10-10	Bud Blemker vs. Vanderbilt (2-28-59)
10-10	Phil Wagner vs. Tulane (1-6-68)
10-10	Bruce Dalrymple vs. Virginia (1-21-84)
10-10	Matt Harpring vs. Maryland (3-9-96)
10-10	Tony Akins vs. North Carolina (2-2-02)
10-10	Jarrett Jack vs. North Carolina (1-12-05)
10-10	Jeremis Smith vs. Tenn. St. (12-10-05)

Perfect from Three

(minimum 5 attempts)

5-5	Tony Akins vs. Davidson (12-19-01)
-----------	------------------------------------

has happened only once

40-MINUTE MEN

Following is a reverse chronological list of Georgia Tech players since the 1985-86 season who have played every minute of a game (40 minutes of regulation, plus every minute of overtime where applicable). Marcus Georges-Hunt, on Feb. 20, 2016 vs. Notre Dame, became the first Tech player to play all 40 minutes since Jason Floyd in 1999.

45 = OT; 50 = 2OT; 55 = 3 OT

***last time two players played every minute;*

****last time three players played every minute*

#only time a player has played every minute of a triple-overtime game

Date	Player	Opponent/Site
2/20/16	Marcus Georges-Hunt	Notre Dame
1/2/99	Jason Floyd	at NC State
12/5/98	Ashley Kelly (45)	Appalachian State
11/28/98	Jon Babul	West Virginia (Hilo, Hawai'i)
11/27/98	Alvin Jones (45)	New Orleans (Hilo, Hawai'i)
1/25/98	Matt Harpring	at NC State
2/9/97	Gary Saunders	at Florida State
1/25/97	Matt Harpring	NC State
1/22/97	Matt Harpring	at Virginia
1/5/97	Matt Harpring	Duke
12/26/96*	Eddie Elisma	Holstra (New York, N.Y.)
12/26/96**	Gary Saunders	Holstra (New York, N.Y.)
12/12/96	Matt Harpring	at Maryland
12/3/96	Matt Harpring	Georgia
3/10/96	Stephon Marbury	Wake Forest (Greensboro, N.C.)
3/9/96	Drew Barry	Maryland (Greensboro, N.C.)
2/21/96	Matt Harpring	at Virginia
2/21/96	Stephon Marbury	at Virginia
2/17/96	Drew Barry	Wake Forest
2/3/96	Stephon Marbury	at Maryland
11/27/95	Matt Harpring	Campbell (The Omni)
3/10/95	Travis Best	Virginia (Greensboro, N.C.)
3/4/95	Travis Best	at Clemson
3/2/95	Travis Best	Florida State
2/25/95	Travis Best	at NC State
2/25/95	Matt Harpring	at NC State
2/15/95	Travis Best	North Carolina A&T
2/12/95	Matt Harpring	North Carolina
2/4/95	Matt Harpring	Maryland
1/11/95	Travis Best	at North Carolina
1/7/95	Travis Best	Duke
12/7/94	James Forrest	Louisville (Georgia Dome)
3/5/94	Travis Best	Clemson
3/2/94	Travis Best	Florida State
2/2/94	Fred Vinson	Florida State
2/12/94	Travis Best	at North Carolina
1/29/94	Travis Best	Florida State
1/19/94	Travis Best	at Wake Forest
1/4/94	James Forrest	Maryland
12/29/93	Travis Best	St. John's (Madison Square Garden)
12/15/93	Travis Best	Georgia (The Omni)
3/4/93	Travis Best	Florida State
2/28/93	Travis Best	at NC State
2/23/93	Travis Best	Virginia
2/20/93	James Forrest	at Wake Forest
2/20/93	Travis Best	at Wake Forest
2/17/93	Travis Best	at Richmond
2/10/93	Travis Best	at Duke
2/4/93	Travis Best	Clemson
1/23/93	Travis Best	at Virginia
1/21/93	James Forrest	Wake Forest
1/21/93	Travis Best	Wake Forest
1/16/93	James Forrest	College of Charleston
1/16/93	Travis Best	College of Charleston
1/9/93	James Forrest	Duke
12/19/92	Malcolm Mackey	Louisville (Georgia Dome)
12/19/92	James Forrest	Louisville (Georgia Dome)
3/27/92	Malcolm Mackey (45)	Memphis State (Kansas City, Mo.)
3/21/92	Malcolm Mackey	Southern California (Milwaukee, Wisc.)
3/14/92	Malcolm Mackey	Duke (Charlotte, N.C.)
2/2/92	Jon Barry	North Carolina
1/28/92	Jon Barry	College Of Charleston
3/17/91	Malcolm Mackey	Ohio State (Dayton, Ohio)
3/8/91	Jon Barry	NC State (Charlotte, N.C.)
3/8/91	Kenny Anderson	NC State (Charlotte, N.C.)
3/2/91	Kenny Anderson	at Clemson
2/28/91	Kenny Anderson	North Carolina
2/19/91	Bryan Hill	at Virginia
2/19/91	Kenny Anderson	at Virginia
2/17/91	Kenny Anderson	at Arizona
2/13/91	Malcolm Mackey	at Maryland

2/13/91	Kenny Anderson	at Maryland
2/9/91	Jon Barry	at Wake Forest
2/9/91	Kenny Anderson	at Wake Forest
2/3/91	Kenny Anderson	NC State
1/30/91***	Malcolm Mackey	Duke
1/30/91***	Kenny Anderson	Duke
1/30/91***	Jon Barry	Duke
1/27/91	Jon Barry	at North Carolina
1/27/91	Kenny Anderson	at North Carolina
1/13/91	Malcolm Mackey	at NC State
1/13/91	Kenny Anderson	at NC State
12/19/90#	Kenny Anderson (55)	Georgia (The Omni)
12/15/90	Kenny Anderson	at Temple
12/5/90	Jon Barry (45)	St. John's (Landover, Md.)
12/5/90	Kenny Anderson (45)	St. John's (Landover, Md.)
12/1/90	Kenny Anderson	at Richmond
12/1/90	Jon Barry	at Richmond
12/1/90	Malcolm Mackey	at Richmond
3/25/90	Dennis Scott	Minnesota (New Orleans, La.)
3/23/90	Dennis Scott (45)	Michigan State (New Orleans, La.)
3/23/90	Kenny Anderson (45)	Michigan State (New Orleans, La.)
3/17/90	Dennis Scott	LSU (Knoxville, Tenn.)
3/17/90	Kenny Anderson	LSU (Knoxville, Tenn.)
3/11/90	Dennis Scott	Virginia (Charlotte, N.C.)
3/11/90	Kenny Anderson	Virginia (Charlotte, N.C.)
3/10/90	Kenny Anderson	Duke (Charlotte, N.C.)
3/10/90	Brian Oliver	Duke (Charlotte, N.C.)
3/9/90	Dennis Scott	NC State (Charlotte, N.C.)
3/9/90	Brian Oliver	NC State (Charlotte, N.C.)
3/3/90	Dennis Scott	Clemson
2/28/90	Dennis Scott	at North Carolina
2/28/90	Kenny Anderson	at North Carolina
2/24/90	Dennis Scott (45)	at Notre Dame
2/24/90	Kenny Anderson (45)	at Notre Dame
2/24/90	Brian Oliver (45)	at Notre Dame
2/22/90	Dennis Scott	Virginia
2/17/90	Dennis Scott (50)	at NC State
2/17/90	Kenny Anderson (50)	at NC State
2/15/90	Dennis Scott	Fordham (Madison Square Garden)
2/10/90	Brian Oliver	at Louisville
2/7/90	Kenny Anderson	Wake Forest
1/28/90	Kenny Anderson	at Duke
1/28/90	Brian Oliver	at Duke
1/25/90	Dennis Scott	at Clemson
1/25/90	Kenny Anderson	at Clemson
1/21/90	Dennis Scott (45)	at Virginia
1/16/90	Dennis Scott	Temple
1/11/90	Dennis Scott	Duke
1/11/90	Kenny Anderson	Duke
12/16/89	Dennis Scott	Georgia (The Omni)
12/16/89	Kenny Anderson	Georgia (The Omni)
12/4/89	Dennis Scott	Pittsburgh (Hartford, Conn.)
11/28/89	Dennis Scott	Richmond
3/17/89	Tom Hammonds	Texas (Dallas, Texas)
3/10/89	Tom Hammonds	North Carolina (The Omni)
3/4/89	Tom Hammonds (45)	at Clemson
3/1/89	Tom Hammonds	North Carolina
2/25/89	Tom Hammonds	Notre Dame
2/22/89	Dennis Scott	Virginia
2/18/89	Brian Oliver	NC State
2/14/89	Tom Hammonds	at Maryland
2/14/89	Brian Oliver	at Maryland
2/11/89	Tom Hammonds	Wake Forest
2/11/89	Dennis Scott	Wake Forest
2/8/89	Tom Hammonds	Iona (Madison Square Garden)
2/8/89	Dennis Scott	Iona (Madison Square Garden)
2/6/89	Tom Hammonds	at Virginia
2/6/89	Dennis Scott	at Virginia
2/2/89	Brian Oliver	Duke
1/28/89	Dennis Scott	at North Carolina
1/22/89	Dennis Scott (50)	at Illinois
1/15/89	Tom Hammonds	Louisville
1/15/89	Dennis Scott	Louisville
1/15/89	Brian Oliver	Louisville
1/7/89	Dennis Scott	Wake Forest (Greensboro, N.C.)
12/30/88	Tom Hammonds	Purdue (Honolulu, Hawaii)
12/30/88	Dennis Scott	Purdue (Honolulu, Hawaii)
12/30/88	Brian Oliver	Purdue (Honolulu, Hawaii)
12/29/88	Tom Hammonds	Illinois (Honolulu, Hawaii)
12/29/88	Brian Oliver	Illinois (Honolulu, Hawaii)
12/20/88	Tom Hammonds	at Richmond
12/20/88	Dennis Scott	at Richmond
12/20/88	Brian Oliver	at Richmond
12/17/88	Tom Hammonds	Georgia (The Omni)
12/17/88	Dennis Scott	Georgia (The Omni)

Top-Bench Scorers Since 2000

(20-plus points)

Date	Player (pts)	Opponent/Site
11/29/13	Solomon Poole (24)	Mississippi (Barclays Center)
3/3/12	Jason Morris (22)	Wake Forest (Philips Arena)
1/11/12	Glen Rice, Jr. (22)	at NC State
1/7/12	Glen Rice, Jr. (28)	Duke (Philips Arena)
11/29/11	Jason Morris (21)	Northwestern (Philips Arena)
11/23/11	Glen Rice, Jr. (23)	Siena (Arena at Gwinnett)
1/25/11	Brian Oliver (28)	Virginia Tech
2/6/10	Zachery Peacock (22)	NC State
1/24/10	Brian Oliver (20)	at Florida State
11/22/09	Zachery Peacock (22)	Boston U. (Puerto Rico)
3/3/08	Zachery Peacock (23)	Virginia
2/17/08	Matt Causey (20)	Miami
1/19/08	Matt Causey (30)	Virginia Tech
1/3/07	Anthony Morrow (21)	Winston-Salem State
2/12/06	Zam Fredrick (22)	NC State
12/28/04	Anthony Morrow (20)	Lafayette
12/18/04	Will Bynum (28)	Gonzaga (Las Vegas, Nev.)
1/20/04	Will Bynum (25)	at Wake Forest
11/26/03	Isma'il Muhammad (22)	Connecticut (New York, N.Y.)
2/27/02	B.J. Elder (25)	Wake Forest
11/27/02	B.J. Elder (24)	Georgia
1/13/01	Halston Lane (21)	Wake Forest
12/9/2000	Halston Lane (23)	Kentucky (Philips Arena)

2/28/88	Tom Hammonds	Duke
2/25/88	Tom Hammonds	Virginia
2/13/88	Tom Hammonds	Wake Forest (Greensboro, N.C.)
2/8/88	Tom Hammonds	at Maryland
2/6/88	Tom Hammonds	DePaul
2/3/88	Duane Ferrell	at Duke
2/3/88	Tom Hammonds	at Duke
1/30/88	Tom Hammonds	at North Carolina
1/23/88	Duane Ferrell	at Virginia
12/5/87	Tom Hammonds	Georgia (The Omni)
11/23/87	Dennis Scott	at Florida
3/13/87	Tom Hammonds	LSU (Rosemont, Ill.)
3/1/87	Duane Ferrell	North Carolina (The Omni)
3/1/87	Bruce Dalrymple	North Carolina (The Omni)
3/1/87	Tom Hammonds	North Carolina (The Omni)
2/25/87	Bruce Dalrymple	at Clemson
2/21/87	Tom Hammonds	at Duke
2/21/87	Brian Oliver	at Duke
1/29/87	Tom Hammonds	Duke
1/22/87	Tom Hammonds	Virginia (The Omni)
1/22/87	Duane Ferrell	Virginia (The Omni)
1/22/87	Bruce Dalrymple	Virginia (The Omni)
1/20/87	Tom Hammonds	at Georgia Tech
1/10/87	Tom Hammonds	at NC State
1/3/87	Tom Hammonds (45)	at Wake Forest
1/3/87	Craig Neal (45)	at Wake Forest
12/29/86	Duane Ferrell	St. John's (Madison Square Garden)
12/29/86	Tom Hammonds	St. John's (Madison Square Garden)
12/20/86	Tom Hammonds	SMU (Tokyo, Japan)
12/19/86	Duane Ferrell (45)	Boston College (Tokyo, Japan)
12/19/86	Tom Hammonds (45)	Boston College (Tokyo, Japan)
12/14/86	Tom Hammonds	at LSU
12/3/86	Tom Hammonds	Georgia (The Omni)
2/9/86	John Salley	at Duke
2/6/86	Tom Hammonds	UNC Charlotte
2/6/86	Mark Price	UNC Charlotte
1/11/86	Bruce Dalrymple	Maryland
1/4/86	Mark Price	at Virginia
12/2/85	Bruce Dalrymple	at St. Louis
12/2/85	Mark Price	at St. Louis

SINGLE-GAME OPPONENT HIGHS

100-Point Games

121	UCLA (12-27-69)
118	North Carolina (2-12-72)
118	NC State (2-10-73)
114	Furman (2-11-54)
114	Wake Forest (3-8-07)
111	Furman (1-31-53)
111	Furman (1-13-55)
111	Furman (2-8-75)
108	Florida State, 2 ot (2-11-99)
108	Florida State (2-19-72)
108	Baylor (12-27-73)
108	North Carolina (2-9-74)
108	Clemson (1-24-01)
107	North Carolina (2-9-73)
107	Duke (2-22-75)
107	Texas (11-27-91)
107	North Carolina, 2 ot (2-8-98)
106	Clemson (2-22-66)
106	Duke (2-26-83)
105	Kentucky (1-9-54)
105	Georgia, 3 ot (12-19-90)
105	Illinois (11-23-01)
104	Kentucky (1-7-56)
104	Wisconsin (12-28-63)
104	Duke (1-10-02)
104	North Carolina (2-28-09)
103	Vanderbilt (2-29-64)
103	North Carolina (1-11-04)
102	Marquette (12-27-56)
102	NC State (2-12-66)
102	Bowling Green (12-30-72)
102	Oklahoma City (2-26-73)
102	Mercer (1-28-74)
102	Illinois (1-22-89)
102	Virginia Tech (2-13-11)*
101	Wake Forest (1-27-05)

*Last opponent to score 100 points

Fewest Points

6	Auburn (2-27-14)
7	Mercer (1-8-1909)
9	Savannah Athletic Club (12-30-23)
11	Georgia, ot (3-17-1906)
11	Clemson (2-8-13)
11	Birmingham Southern (2-25-21)
12	Auburn (2-20-14)
12	Alabama (1-28-22)
13	Clemson (1-5-24)
13	Auburn (2-19-26)
13	Clemson (1-20-37)
14	Newberry (3-5-20)
14	Sewanee (1-27-25)
14	Southern Bell (1-28-27)

Since 1949-50

36	Rice (11-22-77)
37	Wofford (1-31-77)
37	Alabama State (11-19-04)
38	Florida (2-10-50)
38	Auburn (2-7-61)
38	Cincinnati (3-2-78)
38	Georgia (2-18-80)
38	Presbyterian (11-14-12)
38	Chattanooga (12-3-49)
38	Charleston Southern (11-12-10)
39	Wake Forest (1-19-11)
40	Boston University (12-28-65)
40	Boston College (1-19-80)
40	Georgia Southern (2-13-82)
40	Maryland-Eastern Shore (1-3-85)
40	UNC Greensboro (12-31-96)
40	St. Louis (2-16-02)
40	Marist (12-23-03)

Most Points - Half

67	Illinois (11-23-01, 1st)
64	North Carolina (2-9-73, 2nd)
62	NC State (2-10-73, 1st)
62	UCLA (12-27-69, 1st)
61	North Carolina (2-9-74, 2nd)
61	North Carolina (2-12-72, 1st)
61	Wake Forest (3-2-05, 2nd)
61	Clemson (3-4-06, 2nd)
60	Bowling Green (12-30-72, 2nd)
60	Texas (11-27-91, 2nd)

Most Points - OT Period

24	Clemson (2-5-92)
21	Illinois (1-22-89)
17	North Carolina (2-8-98, 2nd)
17	Wake Forest (3-8-07, 1st)
16	Wake Forest (2-2-84)
15	Georgia (1-26-49)
15	Florida (2-22-60)
15	Rice (12-16-63)
15	Wake Forest (3-8-07, 2nd)
15	Virginia Tech (1-12-13)

Fewest Points - Half

8	Univ. of the South (12-2-80, 2nd)
12	UNC Greensboro (12-31-96, 1st)
12	Air Force (12-11-04, 1st)
13	Virginia (12-1-69, 1st)
13	St. Louis (2-16-02, 1st)
13	Charleston Southern (11-12-10, 1st)
13	Wake Forest (1-19-11, 2nd)
13	Presbyterian (11-14-12, 2nd)
14	Wofford (1-19-84, 1st)
14	Marist (12-23-03, 1st)
14	James Madison (12-15-04, 1st)
14	Miss. Valley St. (11-26-13, 1st)
15	Wofford (1-31-77, 1st)
15	Georgia (11-26-76, 2nd)
15	Tennessee (2-17-59, 2nd)
15	Tennessee State (12-6-03, 1st)
15	Alabama A&M (12-17-03, 1st)

Field Goals

49	UCLA (12-27-69)
49	NC State (2-10-73)
46	North Carolina (2-8-75)
46	North Carolina (2-9-73)
46	Duke (2-22-75)
45	NC State (2-7-75)

Field Goal Attempts

103	Loyale Marymount (12-22-90)
94	North Carolina (2-9-73)
94	Georgia (12-19-90)
93	NC State (2-7-75)
93	Texas (11-27-91)
90	NC State (2-10-73)
90	NC State (2-8-74)

Highest Field Goal Pct.

.700	(28-40)	North Carolina (1-23-82)
.692	(27-39)	Clemson (1-12-11)
.687	(22-33)	Virginia (3-7-82)
.659	(29-44)	Georgia (1-16-74)
.652	(30-46)	Wake Forest (1-2-82)
.645	(40-62)	North Carolina (1-24-87)
.643	(27-42)	NC State (12-22-97)
.638	(37-58)	North Carolina (2-8-98)
.630	(29-46)	Wake Forest (3-10-96)
.625	(30-48)	Virginia (2-7-84)
.623	(38-61)	Tulane (1-7-67)
.623	(38-61)	North Carolina (2-21-15)
.621	(36-58)	Florida State (2-21-70)
.618	(21-34)	Virginia Tech (12-22-79)

Lowest Field Goal Pct.

.163	(13-80)	Kentucky (1-2-60)
.229	(11-48)	Rice (11-22-12)
.230	(17-74)	Howard (1-3-57)
.230	(17-74)	Alabama (12-17-62)
.235	(16-68)	Georgia (12-18-56)
.247	(20-81)	Virginia (3-13-92)
.250	(15-60)	Alabama State (12-17-12)
.254	(16-63)	Tennessee (2-20-62)
.254	(16-63)	UNC-Gboro (12-31-96)
.255	(14-55)	Wofford (11-24-00)
.255	(13-51)	Alabama A&M (12-17-03)
.255	(13-51)	Alabama St. (11-19-04)
.256	(20-78)	Tulane (2-8-58)

3-Point Field Goals

15	Presbyterian (1-6-08)
15	Louisville (1-15-94)
14	Clemson (1-24-01)
14	North Carolina (2-2-02)
14	Illinois (11-26-12)
14	Boston College (3-14-13)
13	Campbell (11-27-95)
13	Santa Clara (12-30-95)
13	Virginia (1-27-08)
13	Pennsylvania (11-19-01)
13	Illinois (11-23-01)
13	Duke (2-9-02)
13	NC State (1-14-06)
13	Cornell (11-13-15)

3-Point FG Attempts

41	NC State (1-24-04)
40	Marist (1-2-90)
38	Chattanooga (12-14-09)
36	Cornell (2-2-02)
36	Virginia (1-27-08)
35	Georgia (12-19-90)
34	North Texas (12-31-97)
33	Clemson (3-13-93)
33	Air Force (12-11-04)
32	Miami (3-4-09)
31	Furman (12-19-94)
31	North Carolina (2-2-02)
31	Gardner-Webb (12-1-02)
31	Florida State (3-6-04)
31	Wake Forest (1-27-05)
31	Presbyterian (1-6-08)
31	Cornell (11-13-15)
30	Georgia State (1-10-89)
30	NC State (1-8-92)
30	Mount St. Mary's (12-18-96)
30	Duke (2-21-01)
30	Mercer (11-22-08)
30	Boston U. (11-22-09)
30	Rice (11-22-12)

Highest 3-Pt. FG Pct.

Minimum 10 attempts		
.786	(11-14)	Clemson (1-12-11)
.667	(10-15)	UNLV (3-31-90)
.667	(12-18)	Duke (2-4-10)
.647	(11-17)	Duke (2-26-03)
.643	(9-14)	NC State (2-2-83)
.643	(9-14)	Maryland (1-4-94)
.643	(9-14)	Wake Forest (3-10-96)
.625	(10-16)	NC State (2-3-91)
.625	(10-16)	North Carolina (1-29-12)
.615	(8-13)	North Carolina (1-8-98)
.615	(8-13)	Maryland (3-6-98)
.615	(8-13)	Michigan (12-1-99)
.600	(9-15)	Michigan (11-26-93)
.600	(6-10)	Appalachian St. (2-21-85)
.600	(9-15)	Wake Forest (1-18-08)

Free Throws

41	Maryland (1-25-06)
37	Yale (12-28-73)
36	North Carolina (2-11-80)
36	Virginia (2-14-83)
36	Virginia Tech (2-23-08)
35	Southern Methodist (12-1-61)
35	Jacksonville (2-12-69)
35	Wake Forest (3-2-05)

Free Throw Attempts

52	Rice (12-16-63)
50	Alabama (1-23-74)
49	Virginia Tech (2-23-08)
47	Georgia (2-27-54)
46	Yale (12-28-73)
46	Wake Forest (3-2-05)
46	Auburn (2-28-54)
45	Maryland (1-25-06)

Highest Free Throw Pct.

Minimum 10 attempts		
1.000	(17-17)	St. Joseph's (11-17-11)
1.000	(14-14)	Wake Forest (2-13-88)
1.000	(12-12)	Virginia (1-23-88)
1.000	(12-12)	Wofford (12-1-15)
1.000	(12-12)	VCU (12-15-15)
1.000	(11-11)	Virginia (1-4-86)
1.000	(11-11)	Virginia (3-15-86)
1.000	(11-11)	Virginia (2-18-87)
1.000	(11-11)	Augusta (12-12-87)
.955	(21-22)	Alabama (12-17-62)
.950	(19-20)	Florida State (2-3-04)

Lowest Free Throw Pct.

Minimum 10 attempts		
.250	(4-16)	Geo.Washington (3-18-05)
.273	(3-11)	Louisville (1-15-94)
.304	(7-23)	W-S State (11-14-08)
.313	(5-16)	Georgia State (12-3-77)
.313	(5-16)	LSU (12-14-66)
.333	(6-18)	Baylor (12-4-58)
.333	(5-15)	Louisiana State (2-9-59)
.333	(5-15)	Georgia State (1-10-77)
.333	(4-12)	North Texas (12-31-97)
.333	(7-21)	Maryland (1-5-93)
.333	(10-30)	Connecticut (11-26-03)
.333	(4-12)	Clemson (2-8-05)

Rebounds

68	Tennessee (1-24-59)
66	Auburn (2-27-74)
66	Kentucky (1-2-60)
63	Mississippi (1-14-57)
63	Auburn (1-22-58)
63	Tennessee (1-27-64)
62	Oklahoma City (2-14-59)
62	Vanderbilt (1-16-60)
61	Alabama (1-23-74)
60	Kentucky (1-25-60)
60	Georgia (12-7-67)

Assists

28	Maryland (2-16-00)
27	Florida State (2-21-70)
26	Florida State (1-14-66)
26	UT-Chattanooga (12-4-85)
26	North Carolina (3-2-88)
26	Clemson (3-4-89)
26	Georgia (12-19-90)
26	Duke (1-11-92)
26	North Carolina (2-28-09)

Steals

18	Maryland (2-21-99)
17	North Texas (12-31-98)
17	NC State (2-6-10)
17	Dayton (11-20-13)
16	Last time: Maryland (3-12-10)

Blocked Shots

13	Duke (2-5-05)
12	Alabama (1-23-74)
11	James Madison (11-20-91)
10	Arizona (2-17-91)
10	NC State (1-29-86)
10	Louisiana State (3-17-90)
10	Massachusetts (12-22-95)
10	Mississippi (11-29-13)

OPPONENT INDIVIDUAL HIGHS

30-Point Games

51	Frank Selvy, Furman (2-11-54)
48	Rodney Monroe, NC State (1-13-91)
47	Doug McKendrick, Rice (12-6-65)
42	Shammond Williams, N. Car. (2-8-98)*
41	Will Solomon, Clemson (1-24-01)
	Oliver Hanlan, Boston College (3-14-13)
40	KeKe Hicks, Coastal Carolina (11-28-94)
40	Tyler Hanstrub, N. Carolina (2-15-06)
40	James Florenco, Mercer (11-27-09)
39	Darrell Floyd, Furman (1-13-55)
39	Wayman Tisdale, Oklahoma (12-18-82)
39	Michael Jordan, North Carolina (1-29-63)
38	Ozie Edwards, Oklahoma City (2-28-73)
38	Matt Carino, Marquette (11-27-14)
37	Grady Wallace, S. Carolina (12-20-56)
37	Johnny Arthurs, Tulane (2-15-69)
37	Marshall Rodgers, Pan Amer. (1-28-75)
37	Chris McGuire, Mt. St. Mary's (12-18-95)
36	David Thompson, NC State (2-10-73)
36	Evers Burns, Maryland (2-6-93)
36	Junior Burroughs, Virginia (3-10-95)
36	Anthony Barber, NC State (1-27-69)
35	Tony Windis, Wyoming (12-22-58)
35	Cotton Nash, Kentucky (1-6-62)
35	Randy Mahaffey, Clemson (2-3-65)
35	Willie Burton, Minnesota (3-25-90)
35	J.J. Frazier, Georgia (12-19-15)
34	Ronnie Malone, So. Mississippi (1-31-74)
34	Lafester Rhodes, Iowa State (3-18-88)
34	Tony Massenburg, Maryland (2-3-90)
34	Shane Battier, Duke (1-20-01)

33	Jim Kerwin, Tulane (2-8-63)
33	Van Gregg, Clemson (11-28-72)
33	Dallas Corneys, DePaul (2-22-87)
33	Matt Roe, Maryland (2-13-91)
33	Christian Laster, Duke (11-11-92)
33	Keith Booth, Maryland (3-9-96)
33	Juan Dixon, Maryland (2-16-00)
33	Tim Pickett, Florida State (2-3-04)
33	Nik Caner-Medley, Maryland (1-25-06)
33	Malcolm Delaney, Virginia Tech (12-13-11)
32	Bob Ayersman, Virginia Tech (12-20-57)
32	Tim Walter, William & Mary (12-21-64)
32	Jeff Morris, Tulane (1-20-72)
32	Phil Hicks, Tulane (1-19-74)
32	Bill Magarity, Georgia (3-7-74)
32	Steve Smith, Michigan State (3-23-90)
32	Malcolm Delaney, Va. Tech (3-6-10)

31	Nate Archibald, UTEP (12-20-68)
31	Tony Miller, Florida (2-5-75)
31	David Thompson, NC State (2-7-75)
31	Wesley Cox, Louisville (2-25-77)
31	Pat Cummings, Cincinnati (1-9-78)
31	Dominique Wilkins, Georgia (12-30-80)
31	Litterial Green, Georgia (12-19-80)
31	Rodney Monroe, NC State (2-3-91)
31	Danny Strong, NC State (2-25-96)
31	Artawn Jamison, North Carolina (2-8-98)
31	Curtis Staples, Virginia (2-14-98)
31	Juan Dixon, Maryland (1-15-00)
31	Rashed McCants, N. Carolina (2-10-04)
31	Dario Green, Charlotte (1-2-10)
30	Jimmy Lee, Auburn (1-22-58)
30	Red Stroud, Mississippi State (1-14-63)
30	Ron Hawley, Louisville (2-16-63)

CAREER STATISTICS OF TOP TECH PLAYERS

TONY AKINS

Guard • 5-11 • 185 • Lilburn, Ga.

- Second-team All-ACC as a senior (2002)
- 11th at Tech in scoring, fourth in assists
- Second in career three-point FG, sixth in steals




Career Statistics

Year	G-GS	FG- FGA	Pct	3P-3PA	Pct	FT-FTA	Pct	Reb	Avg	A	Bl	St	Pts	Avg
1998-99	31-31	108-344	.316	57-198	.288	76-114	.667	114	3.7	148	1	44	349	11.3
1999-00	30-26	111-301	.369	68-185	.368	55-71	.775	99	3.3	108	2	35	345	11.5
2000-01	30-29	140-318	.440	78-186	.419	78-103	.757	104	3.5	128	0	35	436	14.5
2001-02	31-31	170-406	.419	98-243	.403	90-108	.833	118	3.8	176	0	59	528	17.0
Total	122-117	529-1369	.386	301-812	.371	299-396	.755	435	3.6	560	3	173	1658	13.6

KENNY ANDERSON

Guard • 6-2 • 166 • Rego Park, N.Y.

- Consensus first-team All-America, 1991
- Second-team All-America, 1990
- Two-time All-ACC, 1990-91
- ACC Rookie of the Year, 1990
- National Freshman of the Year, 1990
- Georgia Tech Hall of Fame, 2002
- Second pick in 1991 NBA draft (New Jersey Nets)
- Holds Tech single-game scoring record (50 points)



Career Statistics

Year	G-GS	FG- FGA	Pct	3P-3PA	Pct	FT-FTA	Pct	Reb	Avg	A	Bl	St	Pts	Avg
1989-90	35-35	283-549	.515	48-117	.410	107-146	.733	193	5.5	285	3	79	721	20.6
1990-91	30-30	278-636	.437	65-185	.351	155-187	.829	171	5.7	169	2	89	776	25.9
Total	65-65	561-1185	.473	113-302	.374	262-333	.787	364	5.6	454	5	168	1497	23.0

DREW BARRY

Guard • 6-5 • 190 • Danville, Calif.

- All-ACC, 1996 (2nd team)
- ACC All-Freshman, 1993
- Academic All-ACC, 1993, 1996
- Tech's all-time leader in assists
- Led ACC in assists three straight years, 1994-96
- Second-round pick by Seattle in 1996 NBA Draft



Career Statistics

Year	G-GS	FG- FGA	Pct	3P-3PA	Pct	FT-FTA	Pct	Reb	Avg	A	Bl	St	Pts	Avg
1992-93	30-13	80-171	.468	25-78	.321	33-41	.805	102	3.4	164	9	42	218	7.3
1993-94	24-22	61-145	.421	27-81	.333	45-58	.776	82	3.4	141	6	40	194	8.1
1994-95	27-27	119-232	.513	50-117	.427	73-97	.753	131	4.9	181	13	46	361	13.4
1996	36-36	149-367	.406	77-209	.371	105-133	.789	167	4.7	238	13	65	480	13.3
Total	117-98	409-915	.447	179-485	.369	256-329	.778	482	4.1	724	41	193	1253	10.5

JON BARRY

Guard • 6-5 • 195 • Danville, Calif.

- All-ACC, 1992 (3rd)
- NBA first-round draft pick by Boston in 1992



Career Statistics

Year	G-GS	FG- FGA	Pct	3P-3PA	Pct	FT-FTA	Pct	Reb	Avg	A	Bl	St	Pts	Avg
1990-91	30-30	180-405	.444	77-209	.368	41-56	.732	110	3.7	110	16	53	478	15.9
1991-92	35-35	201-468	.429	99-265	.374	101-145	.697	152	4.3	207	8	71	602	17.2
Total	65-65	381-873	.436	176-474	.371	142-201	.706	262	4.0	317	24	124	1080	16.6

TRAVIS BEST

Guard • 5-11 • 186 • Springfield, Mass.

- Second-team all-America, 1995
- All-ACC second-team, 1994 and 1995; third-team in 1993
- One of only six 2,000-point scorers in Tech history
- First-round pick by Indiana Pacers in 1995



Career Statistics

Year	G-GS	FG- FGA	Pct	3P-3PA	Pct	FT-FTA	Pct	Reb	Avg	A	Bl	St	Pts	Avg
1991-92	35-33	151-336	.449	56-145	.386	72-98	.735	89	2.5	198	0	48	430	12.3
1992-93	30-30	163-345	.472	80-175	.457	82-109	.752	94	3.1	176	6	51	488	16.3
1993-94	29-29	180-390	.462	49-144	.340	123-142	.866	104	3.6	167	3	58	532	18.3
1994-95	30-30	209-469	.446	73-192	.380	116-137	.847	95	3.2	151	6	60	607	20.2
Total	124-122	703-1540	.456	258-656	.393	393-486	.809	382	3.1	692	15	217	2057	16.6

BUD BLEMKER

Guard • 5-10 • 181 • Huntingburg, Ind.

- All-SEC, 1958 and 1959
- Georgia Tech Hall of Fame, 1965




Career Statistics

Year	G	FG- FGA	Pct	3P-3PA	Pct	FT-FTA	Pct	Reb	Avg	A	Bl	St	Pts	Avg
1956-57	26	161-421	.382	-	-	104-125	.832	140	5.4	-	-	-	426	16.4
1957-58	26	182-471	.386	-	-	88-111	.793	128	4.9	-	-	-	452	17.4
1958-59	26	158-406	.389	-	-	72-109	.661	109	4.2	-	-	-	388	14.9
Totals	77	501-1298	.386	-	-	264-327	.807	377	4.8	-	-	-	1266	16.2

CHRIS BOSH

Forward • 6-10 • 210 • Lancaster, Texas

- All-ACC second-team, 2003
- ACC Rookie of the Year, 2003
- USBWA Freshman All-America, 2003
- USBWA, NABC all-district, 2003
- Fourth overall pick in 2003 NBA Draft (Toronto)



Career Statistics

Year	G-GS	FG- FGA	Pct	3P-3PA	Pct	FT-FTA	Pct	Reb	Avg	A	Bl	St	Pts	Avg
2002-03	31-31	168-300	.560	22-46	.478	127-174	.730	278	9.0	38	67	30	485	15.6

TICO BROWN

Guard • 6-5 • 203 • Kokomo, Ind.

- First-team All-Metro honors in 1977
- Second-team All-Metro in 1978
- Second-round draft pick by Utah Jazz in 1979



Career Statistics

Year	G	FG- FGA	Pct	3P-3PA	Pct	FT-FTA	Pct	Reb	Avg	A	Bl	St	Pts	Avg
1976-77	28	191-386	.495	-	-	78-95	.821	152	5.4	35	18	16	460	16.4
1977-78	27	182-379	.480	-	-	71-96	.740	133	4.9	40	6	32	435	16.1
1978-79	26	171-374	.457	-	-	71-92	.772	102	3.9	24	0	16	413	15.9
Total	81	544-1139	.478	-	-	220-283	.777	387	4.8	99	24	64	1308	16.1

JIM CALDWELL

Center • 6-10 • 234 • Lawrenceburg, Ind.

- All-SEC, 1963 & 1964
- Academic All-America (2nd), 1964
- Academic All-SEC, 1963 & 1964
- Georgia Tech Hall of Fame, 1976



Career Statistics

Year	G	FG- FGA	Pct	3P-3PA	Pct	FT-FTA	Pct	Reb	Avg	A	Bl	St	Pts	Avg
1962-63	26	141-331	.426	-	-	75-98	.765	283	10.9	-	-	-	357	13.7
1963-64	26	148-381	.388	-	-	67-114	.588	364	14.0	-	-	-	363	14.0
1964-65	25	172-427	.402	-	-	90-140	.642	346	13.8	-	-	-	434	17.4
Totals	77	461-1139	.405	-	-	232-352	.659	993	12.9	-	-	-	1154	15.0

LEWIS CLINCH

Guard • 6-3 • 196 • Cordele, Ga.

- ACC All-Tournament, 2009
- Finished career ninth at Tech in three-point field goals, 37th in points



Career Statistics

Year	G-GS	FG- FGA	Pct	3P-3PA	Pct	FT-FTA	Pct	Reb	Avg	A	Bl	St	Pts	Avg
2005-06	23-8	78-194	.402	31-76	.408	17-30	.567	65	2.8	48	1	18	204	8.9
2006-07	14-12	66-124	.532	30-63	.476	23-30	.767	27	1.9	13	0	13	185	13.2
2007-08	32-14	105-264	.398	44-132	.333	33-51	.647	62	1.9	42	4	19	287	9.0
2008-09	24-24	128-346	.370	71-210	.338	45-66	.682	84	3.5	72	4	16	372	15.5
TOTAL	93-58	377-928	.406	176-481	.366	118-177	.667	238	2.6	175	9	66	1048	11.3

JASON COLLIER

Forward • 7-0 • 255 • Springfield, Ohio

- Two-time second-team All-ACC selection
- Two seasons at Tech (denoted by *) after transferring from Indiana
- Became first Jacket to lead ACC in rebounding in 2000
- 15th overall pick by Milwaukee in 2000 NBA Draft



Career Statistics

Year	G-GS	FG- FGA	Pct	3P-3PA	Pct	FT-FTA	Pct	Reb	Avg	A	Bl	St	Pts	Avg
1998-99*	25-25	153-347	.441	32-90	.356	92-128	.719	182	7.3	36	34	15	430	17.2
1999-00*	30-30	178-376	.473	31-84	.369	122-166	.735	276	9.2	49	33	23	509	17.0
Total*	55-55	331-723	.458	63-174	.362	214-294	.728	458	8.3	85	67	38	939	17.1

Note: The players who appear on these pages either were named to an all-conference team during their Tech careers, or finished with at least 1,000 career points.

CAREER STATISTICS OF TOP TECH PLAYERS

JAVARIS CRITTENTON

Guard • 6-5 • 198 • Atlanta, Ga.

- Third-team All-ACC, ACC All-Freshman team, 2007
- Freshman All-America, 2007
- 19th pick in the 2007 NBA draft (Los Angeles Lakers)



Career Statistics

Year	G-GS	FG- FGA	Pct	3P-3PA	Pct	FT-FTA	Pct	Reb	Avg	A	Bl	St	Pts	Avg
2006-07	32-31	158- 351	.450	36-101	.356	108-138	.783	119	3.7	184	124	2	65	14.4

BRUCE DALRYMPLE

Guard • 6-4 • 209 • Manhattan, N.Y.

- All-ACC, 1986 (2nd team), ACC Rookie of the Year, 1984
- Recorded the first triple-double in Tech history
- Georgia Tech Hall of Fame, 1994
- Second-round pick by Phoenix in 1987 NBA draft



Career Statistics

Year	G-GS	FG- FGA	Pct	3P-3PA	Pct	FT-FTA	Pct	Reb	Avg	A	Bl	St	Pts	Avg
1983-84	29-29	148- 310	.477	-	-	98-130	.754	201	6.9	65	5	41	394	13.6
1984-85	35-35	172- 343	.501	-	-	109-150	.727	206	5.9	135	4	65	453	12.9
1985-86	34-34	151- 290	.521	-	-	64-101	.634	171	5.0	138	2	70	366	10.8
1986-87	28-28	143- 326	.439	12- 45	.267	77-107	.720	166	5.9	108	2	51	375	13.4
Total	126-126	614-1269	.484	12- 45	.267	348-488	.713	744	5.9	446	13	227	1588	12.6

MELVIN DOLD

Guard • 6-2 • 190 • Flora, Ill.

- Georgia Tech Hall of Fame, 1951



Career Statistics

Year	G	FG- FGA	Pct	3P-3PA	Pct	FT-FTA	Pct	Reb	Avg	A	Bl	St	Pts	Avg
1947-48	25	115-	-	-	-	47-	-	-	-	-	-	-	277	11.1
1948-49	23	122-	-	-	-	41- 74	.554	-	-	-	-	-	285	12.4
1949-50	27	117-	-	-	-	65-112	.580	-	-	-	-	-	299	11.1
1950-51	25	88-	-	-	-	43- 71	.606	-	-	-	-	-	219	8.8
Total	100	442-	-	-	-	196-	-	-	-	-	-	-	1080	10.8

SAMMY DRUMMER

Forward • 6-5 • 208 • Muncie, Ind.

- First-team All-Metro Conference, 1978
- Selected by Houston Rockets in 1979 NBA draft



Career Statistics

Year	G	FG- FGA	Pct	3P-3PA	Pct	FT-FTA	Pct	Reb	Avg	A	Bl	St	Pts	Avg
1977-78	27	232- 504	.460	-	-	104-128	.813	166	6.1	49	4	39	568	21.0
1978-79	26	257- 556	.462	-	-	102-146	.699	177	6.8	39	3	51	616	23.7
Total	53	489-1060	.461	-	-	206-274	.752	343	6.5	88	7	90	1184	22.3

B.J. ELDER

Guard • 6-4 • 218 • Madison, Ga.

- AP All-American (HM), 2004
- All-ACC second team (2004), third team (2003)
- USBWA, NABC all-district, 2004
- Wooden Award finalist, 2004




Career Statistics

Year	G-GS	FG- FGA	Pct	3P-3PA	Pct	FT-FTA	Pct	Reb	Avg	A	Bl	St	Pts	Avg
2001-02	31-13	115- 269	.428	41-114	.360	37- 47	.787	66	2.1	44	3	27	308	9.9
2002-03	30-28	171- 371	.461	61-154	.396	47- 68	.691	79	2.6	73	2	33	450	15.0
2003-04	38-36	194- 468	.415	77-206	.374	103-132	.780	105	2.8	53	4	28	568	14.9
2004-05	23-21	107- 268	.399	43-126	.341	33- 46	.717	53	2.3	26	3	18	290	12.6
Total	122-98	587-1376	.427	222-600	.370	220-293	.751	303	2.5	196	12	106	1616	13.2

DERRICK FAVORS

Forward • 6-10 • 246 • Atlanta, Ga.

- ACC Rookie of the Year, 2010; ACC All-Freshman team, 2010
- The Sporting News Freshman All-America, 2003
- Third overall pick in 2010 NBA Draft (New Jersey)




Career Statistics

Year	G-GS	FG- FGA	Pct	3P-3PA	Pct	FT-FTA	Pct	Reb	Avg	A	Bl	St	Pts	Avg
2009-10	36-35	179- 293	.611	0- 1	.000	90-143	.628	303	8.4	37	90	32	448	12.4

DUANE FERRELL

Forward • 6-7 • 209 • Baltimore, Md.

- All-ACC (2nd team), 1987 and 1988
- ACC Rookie of the Year, 1985
- Georgia Tech Hall of Fame, 1995
- Signed NBA free agent contract and played 11 years



Career Statistics

Year	G-GS	FG- FGA	Pct	3P-3PA	Pct	FT-FTA	Pct	Reb	Avg	A	Bl	St	Pts	Avg
1984-85	32-28	117- 232	.504	-	-	56- 98	.571	131	4.1	71	4	13	290	9.1
1985-86	34-33	172- 289	.595	-	-	69- 91	.758	168	4.9	95	17	33	413	12.1
1986-87	29-29	201- 387	.519	6- 15	.400	112-138	.811	170	5.9	79	7	34	520	17.9
1987-88	32-32	230- 432	.532	4- 14	.286	131-175	.749	211	6.6	44	24	39	595	18.6
Total	127-122	720-1340	.537	10- 29	.345	368-502	.733	680	5.4	289	52	119	1818	14.3

JASON FLOYD

Forward • 6-6 • 205 • Hampton, Ga.

- Two-year starter under coach Bobby Cremins (1999-2000)
- Led Tech in free throw shooting in 1998-99
- Finished career among Tech's career leaders in three-point field goals



Career Statistics

Year	G-GS	FG- FGA	Pct	3P-3PA	Pct	FT-FTA	Pct	Reb	Avg	A	Bl	St	Pts	Avg
1996-97	27-4	38- 115	.330	14- 62	.226	14- 17	.824	43	1.6	19	3	10	104	3.9
1997-98	33-1	71- 182	.390	44-114	.386	26- 37	.703	79	2.4	35	7	17	212	6.4
1998-99	31-31	150- 375	.400	69-211	.327	48- 57	.842	148	4.8	60	14	36	417	13.5
1999-00	30-26	104- 260	.400	42-135	.311	32- 44	.727	107	3.6	36	10	16	282	9.4
Total	121-62	363- 932	.389	169-522	.324	120-155	.774	377	3.1	150	34	79	1015	8.4

JAMES FORREST

Forward • 6-8 • 243 • Atlanta, Ga.

- All-ACC first team, 1994
- All-ACC third team, 1995
- Everett Case Award (ACC Tournament MVP), 1993
- Freshman All-America, 1992




Career Statistics

Year	G-GS	FG- FGA	Pct	3P-3PA	Pct	FT-FTA	Pct	Reb	Avg	A	Bl	St	Pts	Avg
1991-92	35-34	195- 383	.509	1- 4	.250	75-106	.708	224	6.4	64	19	31	466	13.3
1992-93	30-29	246- 454	.542	2- 4	.500	92-134	.687	226	7.5	43	28	31	586	19.5
1993-94	25-22	187- 400	.468	0- 6	.000	101-141	.716	198	7.9	36	18	19	475	19.0
1994-95	24-23	184- 377	.488	0- 4	.000	83-125	.664	198	8.3	38	23	34	451	18.8
Total	114-108	812-1614	.503	3- 18	.167	351-506	.694	846	7.4	181	88	115	1978	17.4

MARCUS GEORGES-HUNT

Guard • 6-5 • 218 • College Park, Ga.

- All-ACC second-team (coaches), third-team (media), 2016
- ACC All-Academic team, 2014
- ACC Honor Roll, 2014




Career Statistics

Year	G-GS	FG- FGA	Pct	3P-3PA	Pct	FT-FTA	Pct	Reb	Avg	A	Bl	St	Pts	Avg
2012-13	31-30	123- 289	.426	32- 96	.333	56- 89	.629	151	4.9	46	3	24	334	10.8
2013-14	33-33	133- 320	.416	29- 85	.341	91-135	.674	142	4.3	68	5	27	386	11.7
2014-15	30-30	135- 313	.431	21- 73	.288	116-152	.763	165	5.5	54	4	39	407	13.6
2015-16	36-36	178- 392	.454	40-117	.342	205-249	.823	122	3.4	119	16	31	601	16.7
TOTAL	130-129	569-1314	.433	122-371	.329	468-625	.749	580	4.5	287	28	121	1728	13.3

TOM HAMMONDS

Forward • 6-9 • 227 • Crestview, Fla.

- Third-team All-America, 1989
- All-ACC first-team, 1988 & 1989; second-team, 1987
- #20 jersey retired, March 1, 1989
- First-round pick by Washington in 1989 NBA Draft
- Inducted into Georgia Tech Hall of Fame, 1996



Career Statistics

Year	G-GS	FG- FGA	Pct	3P-3PA	Pct	FT-FTA	Pct	Reb	Avg	A	Bl	St	Pts	Avg
1985-86	34-33	168- 276	.609	-	-	80- 93	.816	219	6.4	37	11	14	416	12.2
1986-87	29-29	206- 362	.569	0- 0	.000	59- 74	.797	208	7.2	41	15	12	471	16.2
1987-88	30-30	229- 403	.568	0- 0	.000	109-132	.826	216	7.2	40	20	10	567	18.9
1988-89	30-30	250- 465	.538	1- 3	.333	126-163	.773	242	8.1	51	26	14	627	20.9
Total	123-122	853-1506	.566	1- 3	.333	374-462	.810	885	7.2	169	72	50	2081	16.9

CAREER STATISTICS OF TOP TECH PLAYERS

MATT HARPRING

Forward • 6-8 • 225 • Dunwoody, Ga.

- First-team All-America, 1998
- Academic All-America, 1997 (2nd) & 1998 (1st)
- Three-time all-ACC first team, 1996-98
- NCAA & ACC Postgraduate Scholarships
- ACC All-Freshman, 1995
- #15 jersey retired, Feb. 28, 1998
- Tech's career leader in FT made and attempted
- Second in Tech history in career points, rebounds
- Finalist for Wooden and Naismith awards, 1998
- 15th pick in the 1998 NBA draft by the Orlando Magic



Career Statistics

Year	G-GS	FG- FGA	Pct	3P-3PA	Pct	FT-FTA	Pct	Reb	Avg	A	Bl	St	Pts	Avg
1994-95	29-24	121- 250	.484	28- 73	.384	81-110	.736	180	6.2	68	7	39	351	12.1
1995-96	36-36	233- 457	.510	66-154	.429	138-181	.762	293	8.1	79	5	61	670	18.6
1996-97	27-27	169- 410	.412	65-190	.342	110-163	.675	222	8.2	60	10	32	513	19.0
1997-98	32-32	230- 504	.456	52-168	.299	179-221	.810	302	9.4	82	7	44	691	21.6
Total	124-119	753-1621	.465	211-585	.361	508-675	.753	997	8.0	289	29	176	2225	17.9

LENNY HORTON

Forward • 6-7 • 190 • Vauxhall, N.J.

- Honorable mention All-Metro, 1978
- Drafted by Seattle Supersonics, 1980
- Metro All-Freshman, 1977
- Inducted into Georgia Tech Hall of Fame, 1985




Career Statistics

Year	G	FG- FGA	Pct	3P-3PA	Pct	FT-FTA	Pct	Reb	Avg	A	Bl	St	Pts	Avg
1976-77	28	100- 213	.469	-	-	89-119	.748	134	4.8	39	3	14	289	10.3
1977-78	27	107- 175	.611	-	-	80-103	.777	202	7.5	33	8	16	294	10.9
1978-79	26	136- 223	.610	-	-	65- 78	.833	198	7.6	41	11	28	337	13.0
1979-80	26	171- 293	.584	-	-	104-127	.819	170	6.5	44	5	36	446	17.2
Total	107	514- 904	.568	-	-	338-427	.791	704	6.6	157	27	94	1411	13.2

JARRETT JACK

Guard • 6-3 • 202 • Fort Washington, Md.

- Honorable mention All-American, 2005
- All-ACC second team, 2005; third team, 2004
- ACC All-Tournament team, 2005
- USBWA All-District, 2005
- First-round draft choice, Denver, 2005 (traded to Portland)



Career Statistics

Year	G-GS	FG- FGA	Pct	3P-3PA	Pct	FT-FTA	Pct	Reb	Avg	A	Bl	St	Pts	Avg
2002-03	31-31	97- 213	.455	17- 60	.283	83-118	.703	110	3.5	185	3	51	294	9.5
2003-04	38-38	145- 318	.456	30- 95	.316	154-192	.802	185	4.9	213	5	74	474	12.5
2004-05	32-31	164- 319	.514	46-104	.442	123-142	.866	155	4.8	145	3	58	497	15.5
Total	101-100	406- 850	.478	93-259	.359	360-452	.796	450	4.5	543	11	183	1265	12.5

ALVIN JONES

Center • 6-11 • 265 • Lakeland, Fla.

- All-ACC first-team, 2001
- ACC All-Defensive Team, 1998-01
- Has Tech records for blocks in a game, season, career
- Second player in Tech annals with 1,000 pts/1,000 rebs
- Drafted by the Philadelphia 76ers



Career Statistics

Year	G-GS	FG- FGA	Pct	3P-3PA	Pct	FT-FTA	Pct	Reb	Avg	A	Bl	St	Pts	Avg
1997-98	33-31	80- 161	.497	0- 1	.000	64-115	.557	220	6.7	28	141	18	224	6.8
1998-99	31-28	145- 277	.523	0- 0	.000	105-201	.522	302	9.7	53	107	18	395	12.7
1999-00	30-29	91- 205	.444	0- 1	.000	110-179	.615	241	8.0	43	76	24	292	9.7
2000-01	30-30	134- 278	.482	0- 2	.000	133-223	.596	312	10.4	46	101	28	401	13.4
Total	124-118	450- 921	.489	0- 4	.000	412-718	.574	1075	8.7	170	425	88	1312	10.6

ROGER KAISER

Guard • 6-1 • 190 • Dale, Ind.

- Consensus first-team All-America in 1961
- First-team All-America in 1960
- SEC Player of the Year, 1961
- Two-time All-SEC, 1960-61
- #21 jersey retired, 1961
- Finished with Tech career records for points, average
- Georgia Tech Hall of Fame, 1966
- NCAA Silver Anniversary Award, 1986



Career Statistics

Year	G	FG- FGA	Pct	3P-3PA	Pct	FT-FTA	Pct	Reb	Avg	A	Bl	St	Pts	Avg
1958-59	26	138- 342	.404	-	-	106-127	.835	182	7.0	-	-	-	382	14.7
1959-60	28	237- 503	.471	-	-	164-190	.863	154	5.5	-	-	-	638	22.8
1960-61	26	216- 517	.418	-	-	176-203	.867	106	4.1	-	-	-	608	23.4
Total	80	591-1362	.434	-	-	446-520	.858	442	5.5	-	-	-	1628	20.4

BOBBY KIMMEL

Guard • 6-3 • 175 • Panama City, Fla.

- All-SEC, 1956 and 1957
- Georgia Tech Hall of Fame, 1963



Career Statistics

Year	G	FG- FGA	Pct	3P-3PA	Pct	FT-FTA	Pct	Reb	Avg	A	Bl	St	Pts	Avg
1954-55	25	119- 361	.330	-	-	122-170	.718	-	-	-	-	-	360	14.4
1955-56	23	137- 342	.401	-	-	159-207	.768	204	8.9	-	-	-	433	18.8
1956-57	26	125- 367	.341	-	-	143-216	.662	223	8.6	-	-	-	393	15.1
Total	98	381-1070	.356	-	-	424-593	.715	-	-	-	-	-	1363	13.9

GANI LAWAL

Forward • 6-9 • 234 • Norcross, Ga.

- Third-team All-ACC, 2009, 2010
- Second-round pick (46th overall) in the 2010 NBA Draft (Phoenix)
- 31st on career scoring list, 12th in rebounds



Career Statistics

Year	G-GS	FG- FGA	Pct	3P-3PA	Pct	FT-FTA	Pct	Reb	Avg	A	Bl	St	TP	Avg
2007-08	32-25	90- 158	.570	0- 1	.000	49- 99	.495	113	3.5	9	32	12	229	7.2
2008-09	31-30	184- 331	.556	0- 1	.000	99-177	.559	294	9.5	19	46	31	467	15.1
2009-10	36-36	172- 325	.529	0- 1	.000	127-222	.572	305	8.5	15	49	16	471	13.1
Total	99-91	446- 814	.548	0- 3	.000	275-498	.552	712	7.2	43	127	59	1167	11.8

MARVIN LEWIS

Guard • 6-4 • 205 • Germantown, Md.

- ACC All-Academic team, 2001, 2003, 2004
- ACC Post-Graduate Scholarship recipient
- Tied for most games played in Tech history
- 18th on career scoring list, 4th in three-point FG




Career Statistics

Year	G-GS	FG- FGA	Pct	3P-3PA	Pct	FT-FTA	Pct	Reb	Avg	A	Bl	St	TP	Avg
2000-01	30-29	88- 213	.413	40-107	.374	46- 53	.868	134	4.5	44	3	28	262	8.7
2001-02	31-31	111- 272	.408	54-138	.391	63- 72	.875	122	3.9	56	5	41	339	10.9
2002-03	31-28	127- 305	.416	63-172	.366	60- 73	.822	108	3.5	67	5	27	377	12.2
2003-04	38-33	142- 323	.440	82-206	.398	52- 65	.800	107	2.8	54	6	29	418	11.0
Total	130-121	468-1113	.420	239-623	.384	221-263	.840	471	3.6	221	19	125	1396	10.7

MALCOLM MACKEY

Center • 6-11 • 248 • Chattanooga, Tenn.

- All-ACC, 1991 (second team) & 1992 (third team)
- ACC All-Tournament, 1990 (3rd team) & 1992 (2nd)
- Tech's all-time leader in rebounds and games played
- First-round selection by Phoenix in 1993 NBA draft



Career Statistics

Year	G-GS	FG- FGA	Pct	3P-3PA	Pct	FT-FTA	Pct	Reb	Avg	A	Bl	St	Pts	Avg
1989-90	35-33	114- 203	.562	0- 0	.000	26- 59	.441	262	7.5	16	41	13	254	7.3
1990-91	30-30	190- 345	.551	0- 1	.000	80-134	.597	321	10.7	30	54	16	460	15.3
1991-92	35-35	212- 388	.546	0- 1	.000	129-189	.683	316	9.0	54	43	17	553	15.8
1992-93	30-29	193- 364	.530	0- 1	.000	83-130	.638	306	10.2	41	61	14	469	15.6
Total	130-127	709-1300	.545	0- 3	.000	318-512	.621	1205	9.3	141	199	60	1736	13.4

MICHAEL MADDOX

Forward • 6-9 • 226 • Atlanta, Ga.

- Three-year starter
- Member of 1996 ACC regular-season champions



Career Statistics

Year	G-GS	FG- FGA	Pct	3P-3PA	Pct	FT-FTA	Pct	Reb	Avg	A	Bl	St	Pts	Avg
1994-95	30-12	108- 238	.454	26- 68	.382	31- 54	.574	135	4.5	36	19	27	273	9.1
1995-96	36-36	128- 257	.498	29- 68	.426	47- 72	.653	168	4.7	41	28	16	332	9.2
1996-97	27-27	97- 241	.402	30- 91	.330	37- 59	.627	163	6.0	38	13	24	261	9.7
1997-98	33-33	163- 343	.475	48-126	.381	63- 92	.685	221	6.7	57	33	35	437	13.2
Total	126-108	496-1079	.460	133-353	.377	178-277	.643	687	5.5	172	93	102	1303	10.3

STEPHON MARBURY

Guard • 6-3 • 180 • Brooklyn, N.Y.

- First-team All-ACC, ACC Rookie of the Year, 1996
- Third-team All-America, 1996
- Freshman All-America, 1996
- ACC All-Tournament, 1996
- Fourth pick in the 1996 NBA draft (Milwaukee, traded to Minnesota)



Career Statistics

Year	G-GS	FG- FGA	Pct	3P-3PA	Pct	FT-FTA	Pct	Reb	Avg	A	Bl	St	Pts	Avg
1995-96	36-35	235- 514	.457	88-238	.370	121-164	.738	113	3.1	161	4	63	679	18.9

CAREER STATISTICS OF TOP TECH PLAYERS

DANIEL MILLER

Center • 6-11 • 275 • Loganville, Ga.

- All-ACC (third team), 2014
- ACC All-Defensive team (2013, 2014)
- No. 2 all-time in blocked shots, No. 8 in career rebounds



Career Statistics

Year	G-GS	FG- FGA	Pct	3P-3PA	Pct	FT-FTA	Pct	Reb	Avg	A	Bl	St	Pts	Avg
2010-11	31-31	60- 121	.496	0- 0	.000	17- 46	.370	154	5.0	19	67	31	137	4.4
2011-12	31-31	110- 221	.498	0- 0	.000	32- 42	.762	203	6.5	46	75	29	252	8.1
2012-13	31-31	104- 203	.512	0- 1	.000	51- 70	.729	206	6.6	67	64	27	259	8.4
2013-14	33-33	149- 258	.578	0- 0	.000	61- 99	.616	258	7.8	51	80	38	359	10.9
Total	126-126	423- 803	.527	0- 1	.000	161-257	.626	821	6.5	183	286	125	1007	8.0

ANTHONY MORROW

Guard • 6-5 • 215 • Charlotte, N.C.

- All-ACC (honorable mention), 2008
- Holds Tech record for career free throw percentage
- Finished 19th on Tech all-time points list, 3rd in three-point FG



Career Statistics

Year	G-GS	FG- FGA	Pct	3P-3PA	Pct	FT-FTA	Pct	Reb	Avg	A	Bl	St	Pts	Avg
2004-05	31-0	61- 154	.396	38-104	.365	17- 19	.895	59	1.9	11	8	14	177	5.7
2005-06	28-28	154- 348	.443	78-182	.429	63- 71	.887	127	4.5	46	5	30	449	16.0
2006-07	32-10	104- 244	.426	61-146	.418	49- 58	.845	87	2.7	28	3	19	318	9.9
2007-08	32-32	154- 336	.458	81-181	.448	67- 78	.859	130	4.1	34	10	36	456	14.3
Total	123-70	473-1082	.437	258-613	.421	196-226	.867	403	3.3	119	26	99	1400	11.4

CRAIG NEAL

Guard • 6-5 • 166 • Washington, Ind.

- All-ACC (third team), 1989
- Holds Tech records for assists in game and season
- ACC record 303 assists in 1988
- Drafted by Portland in 1989 NBA draft



Career Statistics

Year	G-GS	FG- FGA	Pct	3P-3PA	Pct	FT-FTA	Pct	Reb	Avg	A	Bl	St	Pts	Avg
1983-84	28-4	64- 136	.471	-	-	23- 34	.676	31	1.1	80	5	17	151	5.4
1984-85	4-0	4- 10	.400	-	-	2- 4	.500	3	0.8	9	0	1	10	2.5
1985-86	34-1	67- 156	.429	-	-	58- 70	.829	43	1.3	96	2	20	192	5.6
1986-87	29-16	74- 162	.457	34- 82	.415	36- 43	.837	52	1.8	171	3	33	218	7.5
1987-88	32-30	80- 170	.471	32- 88	.364	55- 77	.714	68	2.1	303	12	56	247	7.7
Total	127-51	289- 634	.456	66-170	.388	174-228	.763	197	1.6	659	22	127	818	6.4

JIM NOLAN

Center • 6-8 • 210 • Macon, Ga.

- All-SEC Tournament, 1948; All-SEC, 1949
- Drafted by the Philadelphia Warriors
- Georgia Sports Hall of Fame, 1962
- Georgia Tech Hall of Fame, 1962



Career Statistics

Year	G	FG- FGA	Pct	3P-3PA	Pct	FT-FTA	Pct	Reb	Avg	A	Bl	St	Pts	Avg
1945-46	21	-	-	-	-	-	-	-	-	-	-	-	-	-
1946-47	20	58-	-	-	-	36-	-	-	-	-	-	-	152	7.6
1947-48	21	93-	-	-	-	65-	-	-	-	-	-	-	251	12.0
1948-49	24	-	-	-	-	-	-	-	-	-	-	-	-	-
Total	86	420-	-	-	-	296-	-	-	-	-	-	-	1136	13.2

BRIAN OLIVER

Guard • 6-4 • 211 • Smyrna, Ga.

- Second-team All-ACC, 1989 and 1990
- ACC Tournament MVP, 1990
- Second-round pick by Philadelphia, 1990 NBA draft
- Only Tech player with 1,000 points, 500 rebounds and 500 assists
- Georgia Tech Hall of Fame, 2000



Career Statistics

Year	G-GS	FG- FGA	Pct	3P-3PA	Pct	FT-FTA	Pct	Reb	Avg	A	Bl	St	Pts	Avg
1986-87	29-15	72- 158	.456	7- 18	.389	54- 75	.720	91	3.1	92	3	26	205	7.1
1987-88	32-32	157- 310	.506	13- 38	.342	76-102	.745	139	4.3	112	0	42	403	12.6
1988-89	32-32	191- 345	.554	28- 70	.400	106-135	.785	179	5.6	223	1	44	516	16.1
1989-90	34-34	260- 504	.516	57-147	.388	147-204	.721	204	6.0	111	5	28	724	21.3
Total	127-113	680-1317	.516	105-273	.385	383-516	.742	613	4.8	538	9	140	1848	14.6

ZACHERY PEACOCK

Forward • 6-8 • 235 • Miami, Fla.

- 41st on Georgia Tech career scoring list



Career Statistics

Year	G-GS	FG- FGA	Pct	3P-3PA	Pct	FT-FTA	Pct	Reb	Avg	A	Bl	St	Pts	Avg
2006-07	30-9	63- 131	.481	11- 38	.289	27- 48	.563	88	2.9	20	8	18	164	5.5
2007-08	27-0	99- 197	.503	12- 40	.300	58- 72	.806	106	3.9	27	12	24	268	9.9
2008-09	30-30	108- 237	.456	6- 15	.400	55- 75	.733	144	4.8	28	21	32	277	9.2
2009-10	35-1	114- 239	.477	19- 51	.373	53- 67	.791	143	4.1	34	10	36	300	8.6
Total	122-40	384- 804	.478	48-144	.333	193-262	.737	481	3.9	109	51	110	1009	8.3

MARK PRICE

Guard • 6-1 • 174 • Enid, Okla.

- Three-time All-America (first-team in 1985)
- Four-time all-ACC selection (first-team, 1984-85-86)
- Finalist for Wooden and Naismith awards, 1986
- ACC Player of the Year, 1985
- Everett Case Award (ACC Tournament MVP), 1985
- ACC Rookie of the Year, 1983
- #25 jersey retired, March 2, 1986; #25 jersey also retired by Cleveland Cavaliers
- Georgia Sports Hall of Fame, 2005; Georgia Tech Hall of Fame, 1991
- Second-round pick by Dallas in 1986 (traded to CLE)



Career Statistics

Year	G-GS	FG- FGA	Pct	3P-3PA	Pct	FT-FTA	Pct	Reb	Avg	A	Bl	St	Pts	Avg
1982-83	28-28	201- 462	.435	73-166	.440	93-106	.877	105	3.8	91	4	55	568	20.3
1983-84	29-29	191- 375	.509	-	-	70- 85	.824	61	2.1	121	0	55	452	15.6
1984-85	35-35	223- 462	.483	-	-	137-163	.840	71	2.0	150	2	66	583	16.7
1985-86	34-34	233- 441	.528	-	-	124-145	.855	94	2.8	148	5	64	590	17.4
Total	126-126	848-1740	.487	73-166	.440	424-499	.850	331	2.6	510	11	240	2193	17.4

TERRY RANDALL

Guard • 5-10 • 165 • Columbia, Ky.

- All-SEC, 1958 and 1959
- Georgia Tech Hall of Fame, 1970



Career Statistics

Year	G	FG- FGA	Pct	3P-3PA	Pct	FT-FTA	Pct	Reb	Avg	A	Bl	St	Pts	Avg
1956-57	26	153- 346	.442	-	-	112-135	.830	132	5.1	-	-	-	418	16.1
1957-58	25	157- 387	.406	-	-	94-123	.764	142	5.7	-	-	-	408	16.3
1958-59	26	138- 324	.426	-	-	87-110	.791	131	5.0	-	-	-	363	14.0
Total	77	448-1057	.424	-	-	293-368	.796	405	5.3	-	-	-	1189	15.4

JOHN SALLEY

Forward-Center • 7-0 • 231 • Brooklyn, N.Y.

- Second-team All-America, 1986
- Second-team All-ACC, 1985 & 1986
- #22 jersey retired, March 2, 1986
- Georgia Tech Hall of Fame, 1991
- 11th pick in the 1986 NBA draft (New Jersey)
- Part of four NBA championship teams in his professional career



Career Statistics

Year	G-GS	FG- FGA	Pct	3P-3PA	Pct	FT-FTA	Pct	Reb	Avg	A	Bl	St	Pts	Avg
1982-83	27-27	104- 207	.502	0- 0	.000	102-160	.638	153	5.7	36	35	18	310	11.5
1983-84	29-29	126- 214	.589	-	-	89-132	.674	167	5.8	73	67	22	341	11.8
1984-85	35-35	193- 308	.627	-	-	105-165	.636	250	7.1	93	82	29	491	14.0
1985-86	34-34	172- 284	.606	-	-	101-170	.594	228	6.7	117	59	28	445	13.1
Total	125-125	595-1013	.587	0- 0	.000	397-627	.633	798	6.4	319	243	97	1587	12.7

DENNIS SCOTT

Forward • 6-8 • 229 • Reston, Va.

- First-team All-America, National Player of the Year, 1990
- Two-time All-ACC, 1989 (3rd) & 1990 (1st)
- ACC Player of the Year, 1990
- ACC Rookie of the Year, 1988
- Holds Tech records for 3-pt FG in game, season & career
- Scored ACC-record 970 points in 1990
- Fourth pick in 1990 NBA draft by Orlando Magic
- Georgia Tech Hall of Fame, 2001



Career Statistics

Year	G-GS	FG- FGA	Pct	3P-3PA	Pct	FT-FTA	Pct	Reb	Avg	A	Bl	St	Pts	Avg
1987-88	32-31	181- 411	.440	98-208	.471	36- 55	.655	161	5.0	116	11	43	496	15.5
1988-89	32-32	227- 512	.443	116-292	.397	79- 97	.814	131	4.1	98	7	45	649	20.3
1989-90	35-35	336- 722	.465	137-331	.414	161-203	.793	231	6.6	71	33	62	970	27.7
Total	99-98	744-1645	.452	351-831	.422	276-355	.777	523	5.3	285	51	150	2115	21.4

CAREER STATISTICS OF TOP TECH PLAYERS

IMAN SHUMPERT

Guard • 6-5 • 212 • Oak Park, Ill.

- Second-team All-ACC, 2011
- ACC All-Defensive Team, 2011
- ACC All-Tournament (2nd team), 2010
- Fourth pick in 1990 NBA draft by Orlando Magic



Career Statistics

Year	G-GS	FG- FGA	Pct	3P-3PA	Pct	FT-FTA	Pct	Reb	Avg	A	Bl	St	Pts	Avg
2008-09	31-31	106- 271	.391	32-102	.314	86-131	.656	121	3.9	154	6	64	330	10.6
2009-10	30-29	104- 270	.385	37-111	.333	54- 75	.720	108	3.6	120	5	58	299	10.0
2010-11	31-31	177- 436	.406	42-151	.278	141-175	.806	184	5.9	108	6	85	537	17.3
Total	92-91	387- 977	.396	111-364	.305	281-381	.738	413	4.5	382	17	207	1166	12.7

PETE SILAS

Forward • 6-6 • 180 • Miami, Fla.

- All-SEC, 1951 (3rd) & 1953 (1st)
- 1955 Pan-Am Games, Gold Medal
- Drafted by Minneapolis Lakers
- NCAA Silver Anniversary Award, 1978



Career Statistics

Year	G	FG- FGA	Pct	3P-3PA	Pct	FT-FTA	Pct	Reb	Avg	A	Bl	St	Pts	Avg
1950-51	27	121-	-	-	-	75-109	.688	-	-	-	-	-	317	11.6
1951-52	23	156-	-	-	-	81-	-	-	-	-	-	-	393	17.8
1952-53	22	144- 432	.333	-	-	86-131	.656	-	-	-	-	-	374	17.0
Total	72	421-	-	-	-	242-	-	-	-	-	-	-	1084	15.1

BROOK STEPPE

Guard • 6-5 • 190 • Atlanta, Ga.

- Tech's first All-ACC player in 1982 (second team)
- First-round NBA pick in 1983 by Kansas City



Career Statistics

Year	G-GS	FG- FGA	Pct	3P-3PA	Pct	FT-FTA	Pct	Reb	Avg	A	Bl	St	Pts	Avg
1978-79	26	57- 113	.504	-	-	55- 67	.821	35	1.3	21	3	16	169	6.5
1979-80	26	178- 352	.506	-	-	135-168	.804	111	4.3	64	4	27	491	18.9
1981-82	25-24	175- 329	.532	-	-	95-129	.736	136	5.4	49	10	26	445	17.8
Total	77	410- 794	.516	-	-	285-364	.783	282	3.7	134	17	69	1105	14.4

JIM THORNE

Guard • 6-2 • 175 • Cuyahoga Falls, Ohio

- Finished career as Tech's all-time assists leader
- Georgia Tech Hall of Fame, 1979



Career Statistics

Year	G	FG- FGA	Pct	3P-3PA	Pct	FT-FTA	Pct	Reb	Avg	A	Bl	St	Pts	Avg
1968-69	24	49- 156	.314	-	-	55- 70	.786	94	3.9	88	-	-	153	6.4
1969-70	27	97- 182	.533	-	-	85-109	.780	95	3.5	163	-	-	279	10.3
1970-71	30	160- 333	.480	-	-	77-108	.713	112	5.5	160	-	-	397	13.2
Total	81	306- 671	.456	-	-	217-287	.756	301	3.7	411	-	-	829	10.2

PHIL WAGNER

Guard • 6-2 • 187 • Cynthia, Ky.

- Drafted by Atlanta Hawks, 1968
- Georgia Tech Hall of Fame, 1973



Career Statistics

Year	G	FG- FGA	Pct	3P-3PA	Pct	FT-FTA	Pct	Reb	Avg	A	Bl	St	Pts	Avg
1965-66	26	145- 304	.477	-	-	97-123	.789	92	3.5	99	-	-	387	14.9
1966-67	21	164- 291	.564	-	-	82-104	.788	106	5.0	88	-	-	410	19.5
1967-68	20	140- 292	.479	-	-	112-137	.818	132	6.6	78	-	-	392	19.6
Total	67	449- 887	.506	-	-	291-364	.799	330	4.9	265	-	-	1189	17.7

JIM WOOD

Center • 6-8 • 210 • Steubenville, Ohio

- All-Metro, 1977 (second team)
- Georgia Tech Hall of Fame, 1985




Career Statistics

Year	G	G- FGA	Pct	3P-3PA	Pct	FT-FTA	Pct	Reb	Avg	A	Bl	St	Pts	Avg
1973-74	25	119- 257	.463	-	-	40- 58	.690	138	5.5	18	-	-	278	11.1
1974-75	26	167- 327	.511	-	-	55- 78	.705	249	9.6	23	-	-	389	15.0
1975-76	27	165- 334	.494	-	-	68- 94	.723	166	6.1	31	-	-	398	14.7
1976-77	28	151- 313	.482	-	-	92-124	.742	187	6.7	28	-	-	394	14.1
Totals	106	602-1231	.489	-	-	255-354	.720	740	7.0	100	-	-	1459	13.8

RICH YUNKUS

Forward-Center • 6-9 • 215 • Benton, Ill.

- Second-team All-America, 1971; third-team, 1970
- Sixth in the nation in scoring in 1970
- Tech's all-time leader in points & scoring avg.
- Three-time Academic All-America, 1969-71
- #40 Jersey retired, 1971
- Georgia Tech Hall of Fame, 1976



Career Statistics

Year	G	FG- FGA	Pct	3P-3PA	Pct	FT-FTA	Pct	Reb	Avg	A	Bl	St	Pts	Avg
1968-69	25	243- 465	.523	-	-	117-156	.750	276	11.0	31	-	-	603	24.1
1969-70	27	317- 568	.558	-	-	180-217	.829	323	12.0	60	-	-	814	30.1
1970-71	32	314- 691	.454	-	-	187-241	.776	356	11.1	50	-	-	815	25.5
Total	84	874-1724	.507	-	-	484-614	.788	955	11.4	141	-	-	2232	26.6

INDIVIDUAL/TEAM SUCCESS RECORDS

Overall Wins

1. Duane Ferrell	1984-88	92
John Martinson	1984-88	92
3. Bruce Dalrymple	1983-87	88
Gregory White	1988-92	88
5. Malcom Mackey	1989-93	87
6. Brian Oliver	1986-90	86
Darryl Barnes	1989-94	86
8. Jack Mansell	1982-86	85
John Salley	1982-86	85
Mark Price	1982-86	85
Tom Hammonds	1985-89	85
Willie Reese	1985-89	85
Anthony Sherrod	1985-89	85
14. James Munlyn	1986-91	83
Craig Neal	1983-88	83

Overall Win Percentage

1. Johnny McNeil	1988-90	0.716
Karl Brown	1988-90	0.716
3. Antoine Ford	1984-87	0.714
4. Duane Ferrell	1984-88	0.708
John Martinson	1984-88	0.708
6. Dennis Scott	1987-90	0.707
7. Scott Petway	1983-85	0.703
Yvon Joseph	1983-85	0.703
9. Bruce Dalrymple	1983-87	0.693
10. Kenny Anderson	1989-91	0.692
11. Dave Boisvert	1987-88	0.688
12. Jack Mansell	1982-86	0.675
John Salley	1982-86	0.675
Mark Price	1982-86	0.675
15. Brian Oliver	1986-90	0.672

ACC Wins

1. John Kelly	1993-96	36
Drew Barry	1993-96	36
3. Duane Ferrell	1984-88	35
John Martinson	1984-88	35
5. Tom Hammonds	1985-89	34
Willie Reese	1985-89	34
Anthony Sherrod	1985-89	34
8. Bruce Dalrymple	1983-87	33
9. Craig Neal	1983-88	32
10. Brian Oliver	1986-90	31
Darryl Barnes	1989-94	31
Travis Best	1991-95	31
James Forrest	1991-95	31
Eddie Elisma	1993-97	31
Seven tied at 30		

ACC Win Percentage

1. Stephon Marbury	1995-96	0.813
Juan Gaston	1995-96	0.813
3. Bucky Hodge	1994-96	0.656
Ryan Murphy	1994-96	0.656
5. Antoine Ford	1984-87	0.643
6. Duane Ferrell	1984-88	0.625
John Martinson	1984-88	0.625
8. Tom Hammonds	1985-89	0.607
Willie Reese	1985-89	0.607
Anthony Sherrod	1985-89	0.607
11. Bruce Dalrymple	1983-87	0.589
12. CJ Williams	1993-96	0.583
13. Dennis Scott	1987-90	0.571
Johnny McNeil	1988-90	0.571
Karl Brown	1988-90	0.571

ACC Tournament Wins

1. Malcolm Mackey	1989-93	7
2. Jack Mansell	1982-86	6
John Salley	1982-86	6
Mark Price	1982-86	6
5. Bruce Dalrymple	1983-87	5
Duane Ferrell	1984-88	5
Jack Martinson	1984-88	5
Drew Barry	1993-96	5
John Kelly	1993-96	5
Zachery Peacock	2006-10	5
Lance Storms	2007-11	5
Maurice Miller	2007-11	5
Antoine Ford	1984-87	5
Brad Sheehan	1984-87	5
Several tied at 4		

ACC Titles

1. Malcolm Mackey	1989-93	2
Drew Barry	1993-96	2
John Kelly	1993-96	2
Several tied at 1		

NCAA Tournament Appearances

1. Duane Ferrell	1984-88	4
John Martinson	1984-88	4
Tom Hammonds	1985-89	4
Willie Reese	1985-89	4
Anthony Sherrod	1985-89	4
Brian Oliver	1986-90	4
James Munlyn	1986-91	4
Greg White	1988-92	4
Malcom Mackey	1989-93	4
Several tied at 3		

NCAA Tournament Wins

1. Greg White	1988-92	7
Malcom Mackey	1989-93	7
3. Duane Ferrell	1984-88	6
John Martinson	1984-88	6
James Munlyn	1986-91	6
Several tied at 5		



Sweet 16 Appearances

1. Greg White	1988-92	2
Malcom Mackey	1989-93	2
Jack Mansell	1982-86	2
John Salley	1982-86	2
Mark Price	1982-86	2
Bruce Dalrymple	1983-87	2
Duane Ferrell	1984-88	2
Jack Martinson	1984-88	2
Antoine Ford	1984-87	2
Darryl Barnes	1989-94	2

CAREER TOTALS OF ALL TECH PLAYERS SINCE 1979-80

Years	Name	G	MP	FG-	FGA	Pct	3P-3PA	Pct	FT-FTA	Pct	O- D	Reb	Avg	A	TO	Bl	St	Pts	Avg
1984-85	Adams, Bud	3	12	0-	1	.000	0- 0	.000	4- 6	.667	0- 0	0	0.0	0	0	1	0	4	1.3
2006-09	Aminu, Alade	105	1786	300-	563	.533	0- 1	.000	113- 189	.598	173- 305	478	4.6	53	118	105	66	713	6.8
1989-91	Anderson, Kenny	65	2488	561-	1185	.43	113- 302	.374	262- 333	.787	113- 251	364	5.6	454	252	5	168	1497	23.0
2007-09	Anderson, Ty	10	27	3-	8	.375	0- 3	.000	0- 2	.000	3- 1	4	0.4	0	3	0	1	6	0.6
1998-02	Akins, Tony	122	3969	529-	1369	.386	301-812	.371	299- 396	.755	80- 355	435	3.6	561	404	3	173	1658	13.6
1996-01	Babul, Jon	100	2153	140-	382	.366	15- 67	.223	133- 207	.643	188- 214	402	4.0	108	137	38	48	428	4.3
1990-94	Balanis, Rod	34	95	13-	31	.419	1- 9	.111	7- 9	.778	5- 11	16	0.5	11	11	1	0	34	1.0
1993-95	Barbic, Yann	23	152	19-	48	.396	5- 19	.263	8- 13	.615	12- 17	29	1.3	16	26	0	7	51	2.2
1989-94	Barnes, Darryl	63	365	37-	84	.440	0- 0	.000	13- 26	.500	21- 58	79	1.3	10	23	33	4	87	1.4
1992-96	Barry, Drew	117	3910	409-	915	.447	179-485	.369	256- 329	.778	76-406	482	4.1	724	366	41	193	1253	10.7
1990-92	Barry, Jon	65	2319	381-	873	.436	176-474	.371	142- 201	.706	63-199	262	4.0	317	188	24	124	1080	16.6
2006-10	Bell, D'Andre	124	2349	214-	505	.424	33-101	.327	121- 165	.733	73-159	232	1.9	163	171	31	123	582	4.7
1991-95	Best, Travis	124	4504	703-	1540	.456	258-656	.393	393- 486	.809	66-316	382	3.1	692	324	15	217	2057	16.6
1987-88	Boisvert, Dave	9	27	4-	10	.400	0- 0	.000	0- 3	.000	0- 12	12	1.3	4	0	0	1	8	0.9
2012-15	Bolden, Chris	86	1997	209-	591	.354	97-312	.311	45- 67	.672	24- 60	184	2.1	102	100	10	59	560	6.5
2002-03	Bosh, Chris	31	960	168-	300	.560	22- 46	.478	127- 174	.730	95-183	278	9.0	38	72	67	30	485	15.6
1981-83	Bradford, Maurice	51	582	147-	310	.474	0- 1	.000	89- 158	.563	- -	214	4.2	96	78	10	23	383	7.5
1994-97	Brennan, Bryan	31	49	6-	24	.250	2- 8	.250	5- 8	.625	3- 4	7	0.2	3	3	0	5	19	0.6
1988-89	Brittan, Maurice	32	653	60-	97	.619	0- 0	.000	23- 31	.742	- -	146	4.6	43	0	16	10	143	4.5
2001-04	Brooks, Robert	111	1287	100-	217	.461	0- 0	.000	44- 74	.594	97-191	288	2.6	56	78	52	55	244	2.2
1986-90	Brown, Karl	67	1643	64-	187	.342	18- 62	.290	90- 133	.677	14- 97	111	1.7	233	47	3	69	236	3.5
2004-05	Bynum, Will	62	1489	220-	545	.404	83-255	.325	165- 216	.764	28-117	145	2.3	154	132	1	60	688	11.1
1981-84	Byrd, Anthony	79	920	248-	481	.516	23- 57	.000	96- 125	.768	- -	169	2.1	85	35	7	65	615	7.8
2006-09	Cage, Gary	10	33	1-	3	.333	1- 2	.500	2- 3	.667	0- 1	1	0.1	5	3	0	1	5	0.5
1985-86	Carr, Michael	7	22	3-	6	.500	0- 0	.000	1- 2	.500	0- 3	3	0.6	1	0	0	0	7	1.4
2013-14	Carter, Jr., Robert	54	1433	221-	485	.456	32-117	.274	95- 149	.638	103-298	401	7.4	56	91	57	39	569	10.5
1996-97	Cassidy, Omar	7	24	0-	2	.000	0- 2	.000	0- 1	.000	0- 0	0	0.0	6	4	0	2	0	0.0
2007-08	Causey, Matt	30	538	72-	121	.421	36- 85	.424	37- 49	.755	8- 37	45	1.5	111	72	1	29	217	7.2
1987-88	Christian, Michael	9	159	15-	42	.357	7- 13	.538	4- 7	.571	- -	22	2.4	25	0	2	3	41	4.6
2006-09	Clinch, Lewis	93	2420	377-	928	.406	176-481	.366	118- 177	.667	71-167	238	2.6	175	191	9	66	1048	11.3
1980-82	Cole, Dave	28	164	21-	47	.447	0- 0	.000	22- 38	.579	- -	44	1.6	2	27	4	2	64	2.3
1998-00	Collier, Jason	55	1824	331-	723	.458	63-174	.362	214- 294	.728	129-329	458	8.3	85	184	67	38	939	17.1
2014-15	Cox, Demarco	31	826	116-	229	.507	0- 0	.000	40- 81	.494	76-112	188	6.1	19	44	28	14	272	8.8
2009-12	Craig, Derek	23	80	8-	26	.308	3- 17	.176	2- 2	1.000	1- 8	9	0.4	6	8	0	4	21	0.9
2006-07	Crittenton, Javaris	32	1003	158-	351	.450	36-101	.356	108- 138	.783	28- 91	119	3.7	184	124	2	65	460	14.4
1997-98	Culbreth, Bert	5	19	2-	9	.222	1- 6	.167	0- 0	.000	0- 3	3	0.6	0	1	1	0	5	1.0
1983-87	Dalrymple, Bruce	126	4331	614-	1269	.484	12- 45	.267	348- 488	.713	- -	744	5.9	446	-	13	227	1588	12.6
2005-07	Dickey, Ra'Sean	89	1806	301-	501	.601	1- 4	.250	172- 247	.696	149-304	453	5.1	52	183	96	60	775	8.7
2008-09	Dieng, Bassirou	9	58	4-	5	.800	1- 1	1.000	2- 5	.400	3- 9	12	1.3	1	6	3	1	11	1.2
1988-91	Domalik, Brian	57	409	28-	88	.318	22- 64	.344	15- 29	.517	7- 17	24	0.4	43	34	0	8	93	1.6
2002-05	Elder, B.J.	122	3130	587-	1376	.427	222-600	.370	220- 293	.751	127-176	303	2.5	196	216	12	106	1616	13.2
1993-97	Elisma, Eddie	122	3200	368-	669	.550	2- 5	.400	166- 281	.591	342-423	765	6.3	91	182	180	90	904	7.4
2001-03	Ewing, David	13	17	2-	4	.500	0- 0	.000	0- 0	.000	0- 4	4	0.3	0	1	0	0	4	0.3
2009-10	Favors, Derrick	36	989	179-	293	.611	0- 1	.000	90- 143	.629	108-195	303	8.4	37	90	74	32	448	12.4
2007-08	Faye, Mouhammad	35	416	51-	131	.389	10- 45	.222	17- 36	.472	35- 51	86	2.5	26	42	14	21	129	3.7
1999-01	Fein, Shaun	60	1792	249-	449	.554	140-368	.380	86- 126	.683	41-149	190	3.2	168	101	7	57	718	12.0
1984-88	Ferrell, Duane	127	3999	720-	1340	.537	10- 29	.345	368- 502	.733	- -	680	5.4	289	0	52	119	1818	14.3
1996-00	Floyd, Jason	121	2808	363-	932	.389	169-522	.324	120- 155	.774	152-225	377	3.1	150	184	34	79	1015	8.4
1984-87	Ford, Antoine	98	1375	109-	239	.456	0- 0	.000	63- 96	.656	- -	276	2.8	50	0	87	18	281	2.9
2009-12	Foreman, Nick	106	928	49-	115	.426	19- 49	.388	27- 39	.692	38- 58	96	0.9	34	25	10	32	144	1.4
1991-95	Forrest, James	114	3775	812-	1614	.503	3- 18	.167	351- 507	.692	268-578	846	7.4	181	236	88	115	1978	17.4
2005-06	Fredrick, Zam	47	934	121-	310	.390	33-105	.314	54- 75	.720	17- 66	83	1.8	125	107	3	28	329	7.0
1990-93	Gaddy, James	17	43	6-	19	.316	1- 2	.000	0- 0	.000	5- 4	9	0.5	7	4	0	3	13	0.8
1981-82	Gardner, Scott	11	-	2-	5	.400	0- 0	.000	0- 3	.000	0- 3	3	0.3	0	2	0	0	4	0.4
1995-96	Gaston, Juan	35	351	50-	110	.455	5- 16	.313	22- 38	.579	35- 43	78	2.2	12	18	3	21	127	3.6
1990-92	Geiger, Matt	62	1683	295-	507	.582	0- 5	.000	133- 192	.693	164-262	426	6.9	63	122	94	30	723	11.7
1990-91	Gemberling, Brian	4	8	3-	7	.429	0- 1	.000	0- 0	.000	2- 3	5	1.3	0	1	0	0	6	1.5
2012-16	Georges-Hunt, Marcus	130	4017	569-	1314	.433	122-371	.329	468- 625	.749	200-380	580	4.5	287	221	28	121	1728	13.3
1997-98	Glover, Dion	33	1163	222-	503	.441	45-166	.271	119- 186	.640	73- 93	166	5.0	86	119	8	70	608	18.4
2013-14	Golden, Trae	31	944	123-	310	.397	46-142	.324	119- 152	.783	14- 66	80	2.6	97	62	2	14	411	13.3
1980-82	Goza, Lee	53	828	176-	284	.620	0- 0	.000	94- 144	.653	- -	285	5.4	52	134	20	12	446	8.4
1979-81	Hall, Fred	41	859	147-	365	.403	0- 0	.000	54- 86	.628	- -	117	2.9	29	86	8	23	348	8.5
1985-89	Hammonds, Tom	123	4387	853-	1506	.566	1- 3	.333	374- 467	.801	- -	885	7.2	169	0	72	59	2081	16.9
1991-95	Harlicka, Todd	45	116	10-	45	.222	5- 27	.185	4- 4	1.000	7- 6	13	0.3	8	17	2	13	29	0.7
1994-98	Harpring, Matt	124	4506	753-	1621	.465	211-585	.361	508- 675	.753	395-602	997	8.0	289	356	29	178	2225	17.9
2000-01	Harpring, Patrick	8	14	1-	7	.143	1- 2	.500	0- 0	.000	1- 1	2	0.2	0	1	0	1	3	0.4
1982-84	Harvey, Tim	55	1018	87-	193	.451	2- 2	1.000	70- 116	.603	- -	187	3.4	54	0	31	13	246	4.5
2011-12	Hicks, Nate	47	402	28-	51	.549	0- 0	.000	9- 23	.391	39- 59	98	2.1	7	19	28	3	65	1.4
1990-93	Hill, Bryan	94	1908	174-	398	.437	47-118	.398	79- 144	.549	77-139	216	2.3	192	159	19	73	474	5.0
1994-96	Hodge, Bucky	53	281	20-	57	.351	1- 2	.500	6- 12	.500	25- 26	51	1.0	10	25	11	3	47	0.9
2011-14	Holsey, Kammemon	125	2473	373-	677	.551	0- 0	.000	166- 282	.589									

CAREER TOTALS OF ALL TECH PLAYERS SINCE 1979-80



Years	Name	G	MP	FG-	FGA	Pct	3P-3PA	Pct	FT-FTA	Pct	O- D	Reb	Avg	A	TO	Bl	St	Pts	Avg
2001-04	Lewis, Marvin	130	3664	468-	1113	.420	239-623	.384	221- 263	.840	170- 301	471	3.6	221	195	19	125	1396	10.7
1980-82	Lyon, Stu	48	909	109-	242	.450	0- 0	.000	48- 61	.787	- -	79	1.6	80	118	3	27	266	5.5
1996-98	Machado, Pablo	48	397	29-	58	.500	0- 0	.000	24- 46	.522	28- 40	68	1.4	24	28	14	6	82	1.7
1989-93	Mackey, Malcolm	130	4141	709-	1300	.545	0- 3	.000	318- 512	.621	476- 729	1205	9.3	141	265	199	60	1736	13.4
1994-98	Maddox, Michael	126	3639	496-	1079	.460	133-353	.377	178- 277	.643	232- 455	687	5.5	172	251	93	102	1303	10.3
1979-80	Mann, John	26	899	50-	107	.467	0- 0	.000	10- 20	.500	- -	84	3.2	41	43	4	30	110	4.2
1982-86	Mansell, Jack	68	329	29-	83	.349	0- 2	.000	24- 32	.750	- -	71	1.0	11	0	10	11	82	1.2
1995-96	Marbury, Stephon	32	1345	235-	514	.457	88-238	.370	121- 164	.738	34- 79	113	3.1	161	115	4	63	679	18.9
1984-88	Martinson, John	50	173	9-	23	.391	0- 2	.000	22- 35	.629	- -	9	0.2	16	0	0	11	40	0.8
2002-05	McHenry, Anthony	130	2076	144-	367	.392	25-117	.214	54- 97	.557	96- 211	307	2.4	159	131	95	110	367	2.8
1988-90	McNeil, Johnny	67	1567	143-	265	.540	0- 0	.000	101- 137	.737	63- 293	356	5.3	53	30	19	29	387	5.8
1996-98	Medlock, Jan	21	49	5	10	.500	0- 0	.000	5- 6	.833	3- 6	9	0.4	5	7	4	1	15	0.7
2011-14	Miller, Daniel	126	3627	423-	803	.527	0- 1	.000	161- 257	.626	262- 559	821	6.5	183	186	286	125	1007	8.0
2008-11	Miller, Maurice (Moe)	115	2279	201-	530	.379	69-225	.307	221- 268	.787	52- 190	242	2.1	342	232	7	130	682	5.9
1982-83	Mills, David	14	54	5	8	.625	4- 6	.000	3- 4	.750	- -	5	0.4	6	0	0	1	17	1.2
2014-16	Mitchell, Charles	67	1586	278-	535	.520	0- 0	.000	111- 178	.624	247- 340	567	8.5	33	128	28	33	667	10.8
2000-04	Moore, Clarence	103	2058	236-	553	.427	64-178	.360	124- 187	.663	168- 297	465	4.5	146	153	57	116	660	6.4
1992-94	Moore, Martice	56	1585	228-	538	.424	56-159	.000	61- 88	.693	85- 174	259	4.6	117	128	28	54	573	10.2
2011-12	Moore, McPherson	10	19	3	6	.500	2- 3	.667	0- 0	.000	2- 1	3	0.3	1	1	2	1	8	0.8
2011-14	Morris, Jason	89	1651	185-	507	.365	66-196	.337	79- 115	.687	61- 172	233	2.6	60	123	26	45	515	5.8
1996-97	Morris, Kevin	27	781	54-	197	.274	36-131	.275	15- 25	.600	15- 43	58	2.1	85	67	2	43	159	5.9
2005-08	Morrow, Anthony	123	2906	473-	1082	.437	258-613	.421	196- 226	.867	152- 251	403	3.3	119	140	26	99	1400	11.4
2002-05	Muhammad, Isma'il	126	2512	388-	796	.487	11- 44	.250	192- 390	.492	208- 324	532	4.2	182	228	33	129	979	7.8
1986-91	Munlyn, James	103	966	81	210	.386	0- 0	.000	49- 92	.533	25- 202	227	2.2	30	11	45	31	211	2.0
1994-96	Murphy, Ryan	22	51	10-	26	.385	4- 13	.308	2- 3	.667	5- 2	7	0.3	9	3	1	2	26	1.2
1983-88	Neal, Craig	127	3095	289-	636	.454	66-170	.388	174- 228	.763	- -	197	1.6	659	0	22	127	818	6.4
1979-82	Neal, Steve	40	322	20	56	.357	0- 0	.000	16- 29	.552	- -	60	1.5	8	33	4	3	56	1.4
1998-02	Neal, Winston	24	39	3-	17	.176	0- 5	.000	1- 4	.250	3- 5	8	0.3	2	3	0	0	7	0.3
2002-04	Nelson, David	26	45	4	10	.400	2- 5	.400	1- 2	.500	0- 2	2	0.1	5	10	0	2	11	0.4
2001-03	Nelson, Ed	62	1575	196-	439	.446	0- 8	.000	122- 194	.629	142- 276	418	6.7	43	106	33	52	514	8.3
1980-81	New, David	16	155	3	13	.231	0- 0	.000	6- 8	.750	- -	10	0.6	4	12	1	2	12	0.8
1990-94	Newbill, Ivano	123	2441	186-	367	.507	0- 6	.000	102- 219	.466	249- 405	654	5.3	123	151	82	56	474	3.9
1979-80	Nidiffer, Toby	7	23	1-	3	.333	0- 0	.000	0- 0	.000	- -	2	0.3	0	0	0	0	2	0.3
1979-80	Noyes, Rob	22	514	24	66	.364	0- 0	.000	26- 45	.578	- -	79	3.6	30	32	2	13	74	3.4
2003-04	Nyström, Jim	21	101	16-	34	.471	8- 24	.333	2- 4	.500	2- 5	7	0.3	7	7	0	5	42	2.0
1979-80	O'Brien, Kerry	26	848	80-	138	.580	0- 0	.000	14- 25	.560	- -	47	1.8	78	52	5	28	174	6.7
1986-90	Oliver, Brian	127	4425	680-	1317	.516	105-273	.385	383- 516	.742	82- 531	613	4.8	538	97	9	140	1848	14.6
2010-11	Oliver, Brian	58	1211	172-	457	.376	99-292	.339	41- 53	.774	58- 108	166	2.9	63	73	16	24	484	8.3
1980-81	Patterson, Bill	2	30	8-	20	.400	0- 0	.000	1- 1	1.000	- -	2	1.0	1	4	0	2	17	8.5
1982-83	Pearson, Danny	28	857	89-	176	.506	0- 0	.000	61- 87	.701	- -	145	5.2	45	0	10	15	239	8.5
1979-80	Peck, Steve	20	168	8	30	.267	0- 0	.000	8- 12	.667	- -	23	1.2	5	22	0	3	24	1.2
2007-10	Peacock, Zachery	122	2660	384-	804	.478	48-144	.333	193- 262	.737	188- 293	481	3.9	109	182	51	110	1009	8.3
1997-00	Perry, Kyle	14	22	2	4	.500	0- 0	.000	1- 3	.333	0- 1	1	0.1	2	4	0	1	5	0.4
1983-85	Petway, Scott	64	1393	92-	202	.455	0- 0	.000	50- 70	.714	- -	166	2.6	126	0	5	45	234	3.7
2013-14	Poole, Jr., Stacey	41	327	38-	104	.365	5- 24	.208	28- 44	.636	12- 38	50	1.2	16	21	2	9	109	2.7
2013-14	Poole, Solomon	35	435	47-	131	.359	26- 81	.321	7- 15	.467	6- 24	30	0.9	50	61	2	10	127	3.6
1998-99	Prentice, Jason	6	6	1-	3	.333	0- 0	.000	0- 1	.000	0- 1	1	0.2	1	0	0	0	2	0.3
1982-86	Price, Mark	126	4604	848-	1740	.487	73-166	.440	424- 499	.850	- -	331	2.6	510	-	11	240	2193	17.4
2012-13	Reed, Brandon	61	1293	134-	385	.348	62-195	.318	61- 88	.693	21- 156	177	2.9	75	84	3	37	391	6.4
1985-89	Reese, Willie	49	161	24-	48	.500	0- 0	.000	22- 36	.611	- -	44	0.9	3	0	15	4	70	1.4
2010-12	Rice, Jr., Glen	87	2156	316-	727	.435	100-289	.346	129- 211	.611	143- 278	421	4.8	185	162	47	111	861	9.9
2012-13	Royal, Julian	54	637	67-	164	.409	13- 43	.302	26- 35	.743	48- 55	103	1.9	21	41	14	15	173	3.2
1982-86	Salley, John	125	4197	595-	1013	.587	0- 0	.000	397- 627	.633	- -	798	6.4	319	0	243	97	1587	12.7
2014-15	Sampson, Robert	31	664	63-	160	.394	12- 52	.231	32- 59	.542	66- 134	200	6.5	17	40	25	19	170	5.5
1995-97	Saunders, Gary	57	1423	182-	415	.439	46-150	.307	72- 109	.661	63- 73	136	2.4	92	103	16	48	482	8.5
2002-05	Schenscher, Luke	119	2546	359-	662	.542	2- 5	.400	153- 242	.632	232- 408	640	5.4	95	198	157	68	873	7.3
1987-90	Scott, Dennis	99	3686	744-	1645	.452	351-831	.000	276- 355	.777	65- 458	523	5.3	285	90	51	150	2115	21.4
1979-81	Shaw, Steve	51	889	44-	113	.389	0- 0	.000	30- 61	.492	- -	125	2.5	21	71	4	8	118	2.3
1985-89	Sherrod, Anthony	97	1029	134-	292	.459	4- 19	.211	46- 63	.730	- -	203	2.1	58	0	4	22	318	3.3
2009-11	Shumpert, Iman	92	2877	387-	977	.396	111-364	.305	281- 381	.738	103- 310	413	4.5	382	280	17	207	1166	12.7
2015-16	Smith, Adam	36	1098	185-	455	.407	109-263	.414	61- 76	.803	12- 70	82	2.3	69	44	1	15	540	15.0
2005-08	Smith, Jeremis	106	2679	343-	645	.532	7- 32	.219	259- 452	.573	263- 445	708	6.7	174	178	37	135	952	9.0
2011-12	Spain, D.J.	2	3	1	2	.500	0- 0	.000	0- 0	.000	1- 0	1	0.5	1	1	0	0	2	1.0

HISTORY

All-Americans/National Honors	72
ACC/Conference Honors	73
Players in the NBA	74
Tech and International Basketball/Hall of Fame	75
Tech's ACC Tournament History	76-77
Tech's NCAA Tournament / NIT History	78-79
Tech in Regular-Season Tournament Events	80-81
Coaching Timeline	77
Letterwinners All-Time	82
Numerical Roster All-Time	83
Starting Lineups	84
Coaching History	85
Year-by-Year At-A-Glance	86
Year-by-Year Results	87-99
Tech vs. No. 1	100
Tech in the National Rankings	101
Tech vs. the Conferences	102
Series History vs. All Opponents	103-117
Tech in Overtime	117
Miscellaneous History	118

ALL-AMERICANS

Roger Kaiser, G

1960	Look/USBWA (1st) The Sporting News (2nd)
1961*	Associated Press (1st) United Press Int'l (1st) NEA (1st) The Sporting News (1st) Look/USBWA (1st) NABC (2nd)

Rich Yunkus, C

1970	Associated Press (3rd) United Press Int'l (3rd) The Sporting News (HM)
1971	NABC (2nd) The Sporting News (HM)

Tico Brown, G

1977	The Sporting News (HM)
1978	The Sporting News (HM)
1979	The Sporting News (HM)

Sammy Drummer, F

1978	The Sporting News (HM)
1979	The Sporting News (HM)

Brook Steppe, F

1980	The Sporting News (HM)
------	------------------------

Mark Price, G

1983	The Sporting News (HM)
1984	United Press Int'l (3rd) Basketball Weekly (3rd) The Sporting News (HM)
1985#	ESPN (1st) NBC-TV (1st) Associated Press (2nd) Kodak (2nd) United Press Int'l (3rd) Basketball Weekly (3rd) The Sporting News (HM)
1986	Wooden (1st) NABC (2nd) Basketball Weekly (2nd) Associated Press (3rd) United Press Int'l (3rd) The Sporting News (HM)

John Salley, C

1985	The Sporting News (HM)
1986	NABC (2nd) Associated Press (HM) United Press Int'l (HM)

Duane Ferrell, F

1986	The Sporting News (HM)
1987	The Sporting News (HM)
1988	The Sporting News (HM)

Tom Hammonds, F

1986	The Sporting News (HM)
1987	The Sporting News (HM)
1988	The Sporting News (HM)
1989	The Sporting News (HM) NABC (3rd) Basketball Times (3rd)

Brian Oliver, G

1989	The Sporting News (HM)
1990	Associated Press (HM) United Press Int'l (HM) The Sporting News (HM)

Dennis Scott, F

1989	Sporting News (HM)
1990#	The Sporting News (1st) USBWA (1st) Naismith (1st) The National (1st) Associated Press (2nd) United Press Int'l (2nd) Wooden (2nd) Scripps Howard (2nd) NABC (3rd)

Kenny Anderson, G

1990	The Sporting News (2nd) Wooden (2nd) NABC (2nd) Associated Press (3rd) United Press Int'l (HM)
1991*	Associated Press (1st) United Press Int'l (1st) USBWA (1st) NABC (1st) The Sporting News (2nd) Basketball Times (1st) Basketball Weekly (1st) Naismith (1st) Wooden (1st)

Malcolm Mackey, F

1993	United Press Int'l (HM)
------	-------------------------

James Forrest, F

1993	Associated Press (HM)
1994	Associated Press (HM)

Travis Best, G

1994	Scripps-Howard (HM)
1995	Basketball Weekly (2nd)

Stephon Marbury, G

1996	Associated Press (3rd) College Sports (3rd) Wooden (3rd)
------	--

Matt Harpring, F

1997	The Sporting News (HM)
1998	Basketball America (1st) Dick Vitale (1st) USBWA (2nd) Basketball Weekly (2nd) Basketball News (2nd) Associated Press (3rd) Basketball Times (3rd)

B.J. Elder, G

2004	Associated Press (HM)
------	-----------------------

Jarrett Jack, G

2005	Associated Press (HM) SI.com (HM) Rivals.com (3rd)
------	--

* Consensus first-team selection
Consensus second-team selection



Academic All-America

1964	Jim Caldwell, C (2nd)
1969	Rich Yunkus, C
1970	Rich Yunkus, C
1971	Rich Yunkus, C
1997	Matt Harpring, F (2nd)
1998	Matt Harpring, F (1st)

Academic All-District III

1996	Matt Harpring, F
1997	Matt Harpring, F
1998	Matt Harpring, F
2004	Marvin Lewis, G

NCAA Postgraduate Scholarship

1998	Matt Harpring, F
------	------------------

NATIONAL/REGIONAL HONORS

James Naismith Award

1986	Mark Price (finalist) John Salley (nominated)
1987	Bruce Dalrymple (finalist)
1990	Dennis Scott (Player of the Year)
1994	Travis Best (nominated) James Forrest (nominated)
1997	Matt Harpring (nominated)
1997	Matt Harpring (finalist)
1998	Matt Harpring (finalist)

1993	Travis Best
1996	Stephon Marbury (1st)
1998	Matt Harpring (1st) Dion Glover (1st)
2003	Chris Bosh (1st)
2004	B.J. Elder (1st)
2005	Jarrett Jack (1st)

Basketball Times All-South

2005	Jarrett Jack (1st)
------	--------------------

John Wooden Award

1986	Mark Price (finalist) John Salley (nominated)
1989	Tom Hammonds (finalist)
1990	Dennis Scott (finalist)
1994	Kenny Anderson (finalist) Travis Best (nominated) James Forrest (nominated)
1997	Matt Harpring (nominated)
1997	Matt Harpring (finalist)
1998	Matt Harpring (finalist)
2004	B.J. Elder (semi-finalist)

National Player of the Year

1990	Dennis Scott (The Sporting News)
------	----------------------------------

NABC All-District

1988	Tom Hammonds (1st) Duane Ferrell (2nd)
1989	Tom Hammonds (1st)
1990	Kenny Anderson (1st) Dennis Scott (1st) Brian Oliver (2nd)
1993	James Forrest (2nd) Malcolm Mackey (2nd)
1994	Travis Best (1st) James Forrest (2nd)
1995	Travis Best (1st)
1996	Stephon Marbury (1st)
1998	Matt Harpring (1st)
2001	Alvin Jones (2nd)
2003	Chris Bosh (1st)
2004	B.J. Elder (2nd)
2010	Gani Lawal (1st)

USBWA All-District

1960	Roger Kaiser
1961	Roger Kaiser
1963	Jim Caldwell

National Freshman of the Year

1990	Kenny Anderson (UPI, Basketball Times, Scripps Howard)
------	---

Freshman All-America

1992	James Forrest (Basketball Times, 1st)
1993	Martice Moore (Basketball Times, 3rd)
1995	Matt Harpring (Basketball Weekly, 2nd)
1996	Stephon Marbury (Basketball Weekly, 1st)
2003	Chris Bosh (USBWA, 1st)
2007	Javaris Crittenton (College Insider)
2010	Derrick Favors (Sporting News)

NABC Silver Anniversary Award

1986	Roger Kaiser
------	--------------

NCAA Silver Anniversary Award

1978	Pete Silas
1986	Roger Kaiser

National Coach of the Year

1985	Bobby Cremins (CBS-TV, Chevrolet, NBC-TV Al McGuire, Basketball Times)
1990	Bobby Cremins (Naismith)
2004	Paul Hewitt (Fritz Pollard Award/BCA)

NABC District Coach of the Year

1988	Bobby Cremins
2001	Paul Hewitt

ATLANTIC COAST CONFERENCE HONORS

ACC Player of the Year

1985	Mark Price, G (AP)
1990	Dennis Scott, F

ACC Coach of the Year

1983	Bobby Cremins
1985	Bobby Cremins
1996	Bobby Cremins
2001	Paul Hewitt

ACC Rookie of the Year

1983	Mark Price, G
1984	Bruce Dalrymple, G
1985	Duane Ferrell, F
1986	Tom Hammonds, F
1988	Dennis Scott, G
1990	Kenny Anderson, G
1993	Martice Moore, G-F
1996	Stephon Marbury, G
2002	Ed Nelson, F
2003	Chris Bosh, F
2010	Derrick Favors, F

All-Atlantic Coast Conference

1982	Brook Steppe, G (2nd)
1983	Mark Price, G (2nd)
1984	Mark Price, G (1st)
1985	Mark Price, G (1st) John Salley, F (2nd)
1986	Mark Price, G (1st) John Salley, C (2nd) Bruce Dalrymple, G (2nd/AP)
1987	Duane Ferrell, F (2nd) Tom Hammonds, F (2nd/AP)
1988	Tom Hammonds, F (1st) Duane Ferrell, F (2nd) Craig Neal, G (3rd/AP)
1989	Tom Hammonds, F (1st) Brian Oliver, G (2nd) Dennis Scott, G (3rd/AP)
1990	Dennis Scott, F (1st*) Kenny Anderson, G (1st) Brian Oliver, G (2nd) *unanimous
1991	Kenny Anderson, G (1st) Malcolm Mackey, F (2nd)
1992	Jon Barry, G (3rd) Malcolm Mackey, F (3rd)
1993	Travis Best, G (3rd)
1994	James Forrest, F (1st) Travis Best, G (2nd)
1995	Travis Best, G (2nd) James Forrest, F (3rd)
1996	Matt Harpring, F (1st) Stephon Marbury, G (1st) Drew Barry, G (2nd)
1997	Matt Harpring, F (1st)
1998	Matt Harpring, F (1st)
1999	Jason Collier, F (2nd)
2000	Jason Collier, F (2nd)
2001	Alvin Jones, C (1st)
2002	Tony Akins, G (2nd)
2003	Chris Bosh, F (2nd) B.J. Elder, G (3rd)
2004	B.J. Elder, G (2nd) Jarrett Jack, G (3rd)
2005	Jarrett Jack, G (2nd)
2007	Javaris Crittenton, G (3rd)

2009	Gani Lawal, F (3rd)
2010	Gani Lawal, F (3rd)
2011	Iman Shumpert, G (2nd)
2014	Daniel Miller (3rd media)
2016	Marcus Georges-Hunt (2nd coaches, 3rd media)

ACC All-Freshman Team

1993	Drew Barry, G (1st) Martice Moore, F (1st)
1995	Matt Harpring, F (1st)
1996	Stephon Marbury, G (1st)
1998	Dion Glover, G (1st) Alvin Jones, C (1st)
2001	Marvin Lewis, F (1st)
2002	Ed Nelson, F (1st) B.J. Elder, G (1st)
2003	Chris Bosh, F (1st)
2007	Javaris Crittenton, G (1st) Thaddeus Young, F (HM)
2010	Derrick Favors, F (1st)
2013	Robert Carter, Jr, F (coaches)

ACC All-Defensive Team

2000	Alvin Jones, C
2001	Alvin Jones, C
2003	Chris Bosh, F
2011	Iman Shumpert, G
2013	Daniel Miller, C (media)
2014	Daniel Miller, C (media, coaches)

Academic All-ACC Team

2011	Mfon Udofia
2012	Nate Hicks, Pierre Jordan
2013	Chris Bolden, Marcus Georges-Hunt
2014	Marcus Georges-Hunt, Trae Golden
2015	Tadric Jackson
2016	Tadric Jackson

Established in 2010-11

ACC Academic Honor Roll

1980	Kerry O'Brien
1982	Stu Lyons
1990	Greg White
1992	Rod Balanis, James Gaddy, Greg White
1993	Drew Barry
1994	Yann Barbic, Todd Harlicka, John Kelly
1995	Matt Harpring
1996	Drew Barry, Matt Harpring, John Kelly
1997	Matt Harpring, Jon Babul
1998	Matt Harpring
1999	Jon Babul
2000	Jon Babul
2001	Marvin Lewis
2003	Marvin Lewis
2004	Keith Jones, Marvin Lewis, David Nelson
2006	Gary Cage, Mario West
2008	Gary Cage
2010	D'Andre Bell, Daniel Miller, Sam Shew
2011	Nate Hicks, Mfon Udofia
2012	Derek Craig, Nate Hicks, Pierre Jordan, McPherson Moore
2013	Brooks Doyle, Colin Gurry, Pierre Jordan
2014	Brooks Doyle, Marcus Georges-Hunt
2015	Brooks Doyle, Tadric Jackson, Patrick Lamar
2016	Rand Rowland

Weaver-James-Corrigan ACC Postgraduate Scholarship

1998	Matt Harpring
2004	Marvin Lewis

All Metro-Conference

1977	Tico Brown, G (1st) Jim Wood, C (2nd) Lenny Horton, F (All-Freshman)
1978	Sammy Drummer, F (1st), Tico Brown, G (2nd), Lenny Horton, F (HM)

Metro Conference Coach of the Year

1977	Dwane Morrison
------	----------------

Academic All-Metro Conference

1976	Mike Bottorff, G
------	------------------

All-Southeastern Conference Tournament

1936	Burtz Boulware, G (2nd)
1937	Bo Johnston, C (1st) Bill Jordan, F (2nd)
1938	Bill Jordan, F (1st) Bo Johnston, C (2nd) Junior Anderson, G (2nd) Fletcher Sims, G (2nd)
1943	Herb Bergman, G (2nd)
1944	Wes Paxson, F (1st) Frank Broyles, G (2nd)
1945	Billy Williams, F (2nd) Frank Broyles, G (2nd)
1947	Frank Broyles, G (2nd)
1948	Jim Nolan, C (1st) Colin Anderson, G (2nd)
1952	Pete Silas, G (2nd)

Served as All-SEC team from 1933-48

All-Southeastern Conference

1945	Frank Broyles, G (1st) Durand Holliday, F (2nd)
1949	Jim Nolan, C (2nd/AP) Colin Anderson, G (3rd/AP)
1950	Colin Anderson, G (1st/AP)
1951	Pete Silas, G (3rd/AP)
1953	Pete Silas, G (1st/AP)
1955	Joe Helms, G (3rd/AP)
1956	Bobby Kimmel, G (3rd/AP)
1957	Bobby Kimmel, G (3rd/AP, 2nd/C)
1958	Terry Randall, G (2nd/AP, 2nd/C) Bud Blemker, G (2nd/AP, 1st/C) Dave Denton, F (3rd/AP)
1959	Terry Randall, G (2nd/AP) Bud Blemker, G (2nd/AP, 1st/C)
1960	Dave Denton, C (1st/AP, 1st/C) Roger Kaiser, G (1st/AP, 1st/C)
1961	Roger Kaiser, G (1st/AP, 1st/C)
1963	Jim Caldwell, C (2nd/AP, 1st/C) Mike Tomasovich, F (3rd/AP)
1964	Jim Caldwell, C (2nd/AP, 1st/C) R.D. Craddock, G (2nd/AP, 1st/C)

by Associated Press, Coaches

Academic All-SEC

1962	Alan Nass, C (1st)
1963	Jim Caldwell, C (1st) Ron Scharf, F (2nd) Alan Nass, C (2nd)
1964	Jim Caldwell, C (1st) R.D. Craddock, G (2nd) Ron Scharf, F (HM) Bill Eidson, G (HM)

TECH PLAYERS IN THE NBA

Alade Aminu

Miami Heat (2010)

Kenny Anderson

New Jersey Nets (1991-95)
Charlotte Hornets (1996)
Portland Trailblazers (1997-98)
Boston Celtics (1998-2002)
Seattle Supersonics (2003)
New Orleans Hornets (2003)
Indiana Pacers (2004)
Atlanta Hawks (2005)
Los Angeles Clippers (2005)

Drew Barry

Atlanta Hawks (1998)
Seattle Supersonics (1999-2000)
Golden State Warriors (2000)
Atlanta Hawks (2000)

Jon Barry

Milwaukee Bucks (1992-95)
Golden State Warriors (1996)
Atlanta Hawks (1997)
Los Angeles Lakers (1998)
Sacramento Kings (1999-2001)
Detroit Pistons (2002-2003)
Denver Nuggets (2004)
Atlanta Hawks (2005)
Houston Rockets (2005-06)

Travis Best

Indiana Pacers (1996-2002)
Chicago Bulls (2002)
Miami Heat (2003)
Dallas Mavericks (2004)
New Jersey Nets (2005)

Chris Bosh

Toronto Raptors (2004-10)
Miami Heat (2011-16)

Will Bynum

Golden State Warriors (2006)
Detroit Pistons (2009-14)
Washington Wizards (2015)

Jim Caldwell

New York Knicks (1967-68)
New Jersey Americans (1967-68)
Kentucky Colonels (1968-69)

Jason Collier

Houston Rockets (2001-03)
Atlanta Hawks (2004-05)

Javaris Crittenton

Los Angeles Lakers (2008)
Memphis Grizzlies (2008-09)
Washington Wizards (2009-10)

Derrick Favors

New Jersey Nets/Utah Jazz (2011-12)
Utah Jazz (2012-16)

Duane Ferrell

Atlanta Hawks (1989-94)
Indiana Pacers (1995-97)
Golden State Warriors (1998-99)

Matt Geiger

Miami Heat (1993-95)
Charlotte Hornets (1996-98)
Philadelphia 76ers (1999-2002)

Dion Glover

Atlanta Hawks (2000-04)
Toronto Raptors (2004)
San Antonio Spurs (2005)

Tom Hammonds

Washington Bullets (1990-92)
Charlotte Hornets (1992)
Denver Nuggets (1993-97)
Minnesota Timberwolves (1998-2001)

Matt Harpring

Orlando Magic (1999-2000)
Cleveland Cavaliers (2001)
Philadelphia 76ers (2002)
Utah Jazz (2003-09)

Jarrett Jack

Portland Trail Blazers (2006-08)
Indiana Pacers (2009)
Toronto Raptors (2010-11)
New Orleans Hornets (2011-12)
Golden State Warriors (2013)
Cleveland Cavaliers (2014)
Brooklyn Nets (2015-16)

Alvin Jones

Philadelphia 76ers (2002)

Gani Lawal

Phoenix Suns (2011)

Malcolm Mackey

Phoenix Suns (1994)

Stephon Marbury

Minnesota Timberwolves (1997-99)
New Jersey Nets (1999-2001)
Phoenix Suns (2002-04)
New York Knicks (2004-08)
Boston Celtics (2009)

Anthony Morrow

Golden State Warriors (2009-10)
New Jersey Nets (2011-12)
Atlanta Hawks (2013)
New Orleans Pelicans (2014)
Oklahoma City Thunder (2015-16)

Craig Neal

Portland Trailblazers (1988-89)
Miami Heat (1988-89)
Denver Nuggets (1990-91)

Ivano Newbill

Detroit Pistons (1995)
Atlanta Hawks (1997)
Vancouver Grizzlies (1998)

Jim Nolan

Philadelphia Warriors (1949-50)

Brian Oliver

Philadelphia 76ers (1991-92)
Atlanta Hawks (1998)

Mark Price

Cleveland Cavaliers (1987-95)
Washington Bullets (1996)
Golden State Warriors (1997-98)
Orlando Magic (1998)

Glen Rice, Jr.

Washington Wizards (2014-15)

John Salley

Detroit Pistons (1987-92)
Miami Heat (1993-95)
Toronto Raptors (1996)
Chicago Bulls (1996)
Los Angeles Lakers (2000)

Luke Schenscher

Chicago Bulls (2006)
Portland Trail Blazers (2007)

Dennis Scott

Orlando Magic (1991-97)
Dallas Mavericks (1998)
Phoenix Suns (1998)
New York Knicks (1999)
Minnesota Timberwolves (1999)
Vancouver Grizzlies (2000)

DRAFT PICKS AND FREE AGENT SIGNEES

2013

Glen Rice, Jr. - 2nd/35th pick, Philadelphia 76ers
Traded to Washington Wizards

2011

Iman Shumpert - 1st/17th pick, New York Knicks

2010

Derrick Favors - 1st/3rd pick, New Jersey Nets
Gani Lawal - 2nd/46th overall, Phoenix Suns

2009

Alade Aminu - FA, Miami Heat
Anthony Morrow - FA, Golden State Warriors

2007

Thaddeus Young - 1st/12th pick*, Philadelphia 76ers
Javaris Crittenton - 1st/19th, Los Angeles Lakers
Mario West - FA, Atlanta Hawks

2005

Jarrett Jack - 1st/22nd pick, Denver Nuggets
Traded to Portland Trail Blazers
Will Bynum - FA, Boston Celtics
Luke Schenscher - FA, Denver Nuggets

2003

Chris Bosh - 1st/4th pick*, Toronto Raptors

2001

Alvin Jones - 2nd/57th pick, Philadelphia 76ers

2000

Jason Collier - 1st/15th pick, Milwaukee Bucks
Traded to Houston Rockets

1999

Dion Glover - 1st/20th pick, Atlanta Hawks

1998

Matt Harpring - 1st/15th pick, Orlando Magic

1997

Eddie Elisma - 2nd/41st pick, Seattle Supersonics

1996

Stephon Marbury - 1st/4th pick*, Milwaukee Bucks
Traded to Minnesota Timberwolves
Drew Barry - 2nd/57th, Seattle Supersonics

1995

Travis Best - 1st/22nd pick, Indiana Pacers
James Forrest - 3rd/34th, Omaha Racers (CBA)

1994

Fred Vinson - FA, Atlanta Hawks
Ivano Newbill - FA, Detroit Pistons

1993

Malcolm Mackey - 1st/27th pick, Phoenix Suns

1992

Jon Barry - 1st/21st pick, Boston Celtics
Matt Geiger - 2nd/42nd, Miami Heat

1991

Kenny Anderson - 1st/2nd pick*, New Jersey Nets

1990

Dennis Scott - 1st/4th pick*, Orlando Magic
Brian Oliver - 2nd/32nd, Philadelphia 76ers

1989

Tom Hammonds - 1st/9th pick*, Washington Bullets
Anthony Sherrod - 7th/110th, Tulsa (CBA)

1988

Craig Neal - 3rd/71st pick, Portland Trailblazers
Duane Ferrell - FA, Atlanta Hawks;

1987

Bruce Dalrymple - 2nd/46th pick, Phoenix Suns

1986

Mark Price - 2nd/25th pick, Dallas Mavericks
Traded to Cleveland Cavaliers
John Salley - 1st/11th pick*, Detroit Pistons

1985

Yvon Joseph - 2nd/36th pick, New Jersey Nets

1983

George Thomas - 8th/173rd pick, Atlanta Hawks

1982

Brook Steppe - 1st/17th pick, Kansas City Kings

1980

Lenny Horton - 5th/112th pick, Seattle Supersonics

1979

Tico Brown - 2nd/23rd pick, Utah Jazz
Sammy Drummer - 4th/76th, Houston Rockets

1971

Rich Yunkus - 3rd/38th pick, Cincinnati Royals;
3rd, Carolina (ABA)

1970

Bob Seemer - 10th/169th pick, Milwaukee Bucks

1968

Phil Wagner - 6th/75th pick, Atlanta Hawks;
5th, Indiana (ABA)

1967

Pres Judy - Round n/a, Kentucky Colonels (ABA)

1965

Jim Caldwell - 3rd/28th pick, Los Angeles Lakers
Ronald Scharf - 15th/107th, Cincinnati Royals

1961

Roger Kaiser - 4th/41st pick, Chicago Bulls;
Round n/a, New York (ABL)

1960

Dave Denton - 6th/43rd pick, New York Knicks;
Round n/a, Hawaii (ABL)

1953

Pete Silas - Round n/a, Minneapolis Lakers

1950

Colin Anderson - Round n/a, Indianapolis Kautskys

1949

Jim Nolan - Round n/a, Philadelphia Warriors

1947

Frank Broyles - Round n/a, Toronto Huskies

**denotes lottery pick*

Iman Shumpert

New York Knicks (2012-15)
Cleveland Cavaliers (2015-16)

Brook Steppe

Kansas City Kings (1983)
Indiana Pacers (1984)
Detroit Pistons (1985)
Sacramento Kings (1987)
Portland Trailblazers (1989)

Fred Vinson

Atlanta Hawks (1995)
Seattle Supersonics (2000)

Phil Wagner

Indiana Pacers (1969)

Mario West

Atlanta Hawks (2008-10)
New Jersey Nets (2011)

Thaddeus Young

Philadelphia 76ers (2008-14)
Minnesota Timberwolves (2015)
Brooklyn Nets (2015-16)

TECH AND INTERNATIONAL BASKETBALL/HALL OF FAME



Alade Aminu

- The only Georgia Tech player to participate in two Olympic games in basketball, he competed for Nigeria in 2012 in London and 2016 in Rio de Janeiro.

Kenny Anderson

- Played on bronze medal-winning United States team at the 1990 World Championships

Chris Bosh (above)

- Became only the second Tech alumnus to make the U.S. Olympic team in the 2008 games in Beijing, China, which won the gold medal. They were known as the "Redeem Team" after the U.S. won the bronze medal in 2004 in Athens.
- Helped U.S. win the bronze medal at the 2006 FIBA World Championships in Japan.

Bobby Cremins

- Assistant Coach for the 1996 U.S. Olympic Team—Dream Team III—which captured the gold medal at the Centennial Olympic Games in Atlanta. Chosen by head coach Lenny Wilkens along with Clem Haskins of Minnesota and Jerry Sloan of the Utah Jazz
- Assisted Arizona's Lute Olsen in coaching the U.S. team to a gold medal at the 1986 World Championships and Goodwill Games in Madrid, Spain
- In 1989, coached a U.S. squad to qualification for the 1990 World Championships

Dion Glover

- Helped U.S. win the gold medal at the 1998 Goodwill Games in New York, N.Y.

Tom Hammonds

- Played for gold medal-winning U.S. squad in the 1986 World Basketball Championships in Madrid, Spain
- Attended 1988 Olympic Trials

Stephon Marbury

- Helped U.S. win the bronze medal at the 2004 Olympic Games in Athens, Greece

Mark Price (below)

- Helped U.S. win a gold medal at the 1983 Pan Am Games in Caracas, Venezuela
- Also played on gold medal-winning team at the 1984 World Championships
- Invited to 1984 Olympic Trials
- As a pro, played for Dream Team II, which won a gold medal at the 1994 World Championships in Toronto

Pete Silas

- Played for gold medal-winning U.S. squad in the 1955 Pan Am Games in Mexico City, Mexico



GEORGIA TECH HALL OF FAME

Name	Class	Inducted
Kenny Anderson	1991	2001
Nicholas George Azar	1928	1982
Drew Barry	1996	2010
Travis Best	1995	2006
Buddy Blemker	1959	1965
Jim Caldwell	1966	1976
Lenny Cohen	1957	1973
R.D. Craddock	1965	1965
Bobby Cremins, coach	1981-2000	2006
Bruce Dalrymple	1987	1994
Dave Denton	1960	1973
Melvin Dold	1951	1961
Duane Ferrell	1988	1995
Sid Goldin	1930	1984
Tom Hammonds	1989	1996
Matt Harpring	1998	2008
Tiny Hearn	1927	1956
Joe Helms	1956	1964
Lenny Horton	1980	1985
John C. Hyder, as a player	1937	1960
John C. Hyder, as a coach	1952-73	1983
Jarrett Jack	2005	2016
Bo Johnston	1938	1958
Alvin Jones	2001	2014
Bill Jordan	1938	1986
Pres Judy	1967	1974
Roger Kaiser	1961	1966
Joe Keener	1951	1974
Bobby Kimmell	1957	1963
Malcolm Mackey	1993	2005
Roy Mundorff, coach	1926-42	1968
Alan Nass	1963	1963
Ida Neal	1989	1995
Jim Nolan	1949	1962
Brian Oliver	1990	2000
Wesley Paxson	1944	1969
Frank Player	1928	1984
Mark Price	1986	1991
Terry Randall	1959	1970
Wayne Richards	1961	1980
Babe Roane	1924	1971
John Salley	1986	1991
Dennis Scott	1990	2001
Mickey Sermersheim	1951	1972
Pete Silas	1953	1959
Fletcher Sims (also football)	1937	1968
Jim Thorne	1971	1979
Pete Thorne	1968	1979
Mike Tomasovich	1964	1980
Teeter Umsted	1952	1962
Phil Wagner	1968	1973
Jim Wood	1977	1985
Rich Yunkus	1971	1971

ACC TOURNAMENT HISTORY

1980, Greensboro Coliseum, Greensboro, N.C.
#1 Maryland 51, #8 Georgia Tech 49 (ot)

1981, Capital Centre, Landover, Md.
#1 Virginia 76, #8 Georgia Tech 47

1982, Greensboro Coliseum, Greensboro, N.C.
#1 North Carolina 55, #8 Georgia Tech 39

1983, The Omni, Atlanta, Ga.
#6 Georgia Tech 64, #3 Maryland 58
#2 Virginia 96, Georgia Tech 67

1984, Greensboro Coliseum, Greensboro, N.C.
#3 Duke 67, #6 Georgia Tech 63 (ot)

1985, The Omni, Atlanta, Ga. (Champions)
#1 Georgia Tech 55, #8 Virginia 48
Georgia Tech 75, #4 Duke 64
Georgia Tech 57, #2 North Carolina 54

1986, Greensboro Coliseum, Greensboro, N.C. (Runner-up)
#1 Georgia Tech 79, #8 Clemson 61
Georgia Tech 64, #6 Maryland 62
#1 Duke 68, Georgia Tech 67

1987, Capital Centre, Landover, Md.
#4 Virginia 55, #5 Georgia Tech 54

1988, Greensboro Coliseum, Greensboro, N.C.
#5 Maryland 84, #4 Georgia Tech 67

1989, The Omni, Atlanta, Ga.
#4 North Carolina 77, #5 Georgia Tech 62

1990, Charlotte Coliseum, Charlotte, N.C. (Champions)
#3 Georgia Tech 76, #6 NC State 67
Georgia Tech 83, #2 Duke 72
Georgia Tech 70, #5 Virginia 61

1991, Charlotte Coliseum, Charlotte, N.C.
#4 NC State 82, #5 Georgia Tech 68

1992, Charlotte Coliseum, Charlotte, N.C.
#4 Georgia Tech 68, #5 Virginia 56
#1 Duke 89, Georgia Tech 76

1993, Charlotte Coliseum, Charlotte, N.C. (Champions)
#6 Georgia Tech 69, #3 Duke 66
Georgia Tech 69, #7 Clemson 61
Georgia Tech 77, #1 North Carolina 75

1994, Charlotte Coliseum, Charlotte, N.C.
#3 Wake Forest 74, #6 Georgia Tech 49

1995, Greensboro Coliseum, Greensboro, N.C.
#4 Virginia 77, #5 Georgia Tech 67

1996, Greensboro Coliseum, Greensboro, N.C. (Runner-up)
#1 Georgia Tech 88, #9 NC State 73
Georgia Tech 84, #5 Maryland 79
#2 Wake Forest 75, Georgia Tech 74

1997, Greensboro Coliseum, Greensboro, N.C.
#8 NC State 60, #9 Georgia Tech 46

1998, Greensboro Coliseum, Greensboro, N.C.
#3 Maryland 83, #6 Georgia Tech 65

1999, Charlotte Coliseum, Charlotte, N.C.
#3 North Carolina 78, #6 Georgia Tech 49

2000, Charlotte Coliseum, Charlotte, N.C.
#7 Florida State 63, #8 Georgia Tech 62

2001, Georgia Dome, Atlanta, Ga.
#5 Georgia Tech 74, #4 Virginia 69
#1 North Carolina 70, Georgia Tech 63

2002, Charlotte Coliseum, Charlotte, N.C.
#3 Wake Forest 92, #6 Georgia Tech 83

2003, Greensboro Coliseum, Greensboro, N.C.
#4 NC State 71, #5 Georgia Tech 65

2004, Greensboro Coliseum, Greensboro, N.C.
#4 Georgia Tech 83, #5 North Carolina 82
#1 Duke 85, Georgia Tech 71

2005, MCI Center, Washington, D.C. (Runner-up)
#5 Georgia Tech 73, #4 Virginia Tech 54
Georgia Tech 78, #1 North Carolina 75
#3 Duke 69, Georgia Tech 64

2006, Greensboro Coliseum, Greensboro, N.C.
#6 Maryland 84, #11 Georgia Tech 62

2007, St. Pete Times Forum, Tampa, Fla.
#11 Wake Forest 114, #5 Georgia Tech 112 (2 ot)

2008, Bobcats Arena, Charlotte, N.C.
#7 Georgia Tech 94, #10 Virginia 76
#2 Duke 82, Georgia Tech 70

2009, Georgia Dome, Atlanta, Ga.
#12 Georgia Tech 86, #5 Clemson 81
#4 Florida State 64, Georgia Tech 62

2010, Greensboro Coliseum, Greensboro, N.C.
#7 Georgia Tech 62, #10 North Carolina 58
#7 Georgia Tech 69, #2 Maryland 64
#7 Georgia Tech 64, #11 NC State 59
#1 Duke 65, #7 Georgia Tech 61

2011, Greensboro Coliseum, Greensboro, N.C.
#6 Virginia Tech 59, #11 Georgia Tech 43

2012, Philips Arena, Atlanta, Ga.
#6 Miami 54, #11 Georgia Tech 36

2013, Greensboro Coliseum, Greensboro, N.C.
#8 Boston College 84, #9 Georgia Tech 64

2014, Greensboro Coliseum, Greensboro, N.C.
#11 Georgia Tech 73, #14 Boston College 70 (ot)
#6 Clemson 69, #11 Georgia Tech 65 (ot)

2015, Greensboro Coliseum, Greensboro, N.C.
#12 Boston College 66, #13 Georgia Tech 65

2016, Verizon Center, Washington, D.C.
#10 Georgia Tech 88, #7 Clemson 85 (ot)
#2 Virginia 72, #10 Georgia Tech 52

ACC All-Tournament

1980	Brook Steppe, G (2nd)
1983	Mark Price, G (2nd)
1984	Mark Price, G (2nd)
1985	Mark Price, G (1st), Bruce Dalrymple, G (1st), Yvon Joseph, C (2nd), John Salley, F (2nd)
1986	Duane Ferrell, F (1st), Mark Price, G (2nd), Tom Hammonds, F (2nd), John Salley, F (3rd)
1990	Brian Oliver, G (1st), Dennis Scott, F (1st), Kenny Anderson, G (1st), Malcolm Mackey, F (3rd)
1992	Malcolm Mackey, F (2nd)
1993	James Forrest, F (1st), Drew Barry, G (1st), Travis Best, G (2nd)
1996	Matt Harpring, F (1st), Stephon Marbury, G (1st)
2001	Alvin Jones, C (2nd)
2004	B.J. Elder, G (2nd)
2005	Will Bynum, G (1st), Jarrett Jack, G (2nd)
2009	Lewis Clinch, G (2nd)
2010	Derrick Favors, F (1st), Gani Lawal, F (2nd), Iman Shumpert, G (2nd)

Everett Case Award*

1985	Mark Price, G
1990	Brian Oliver, G
1993	James Forrest, F

*ACC Tournament MVP

Record by Site

Bobcats Arena, Charlotte, N.C.	1-1
Capital Centre, Landover, Md.	0-2
Charlotte (N.C.) Coliseum	7-6
Georgia Dome, Atlanta, Ga.	2-2
Greensboro (N.C.) Coliseum	9-17
Verizon Center, Washington, D.C.	3-2
The Omni, Atlanta, Ga.	4-2
Philips Arena, Atlanta, Ga.	0-1
St. Pete Times Forum, Tampa, Fla.	0-1

Record by Seed

Seed (Yrs)	Record	Titles
No. 1 (2)	5-1	1
No. 2 (1)	2-1	0
No. 3 (1)	3-0	1
No. 4 (3)	2-3	0
No. 5 (7)	3-7	0
No. 6 (7)	4-7	1
No. 7 (2)	4-2	0
No. 8 (4)	0-4	0
No. 9 (2)	0-2	0
No. 10 (1)	1-1	0
No. 11 (4)	1-4	0
No. 12 (1)	1-1	0
No. 13 (1)	0-1	0

Annual Regular Season Finishes

Year	Record	Finish	Seed
1980	1-13	8th	8th
1981	0-14	8th	8th
1982	3-11	8th	8th
1983	4-10	6th	6th
1984	6-8	T-5th	6th
1985	9-5	T-1st	1st
1986	11-3	2nd	2nd
1987	7-7	5th	5th
1988	8-6	4th	4th
1989	8-6	5th	5th
1990	8-6	T-3rd	3rd
1991	6-8	T-5th	5th
1992	8-8	T-4th	4th
1993	8-8	6th	6th
1994	7-9	6th	6th
1995	8-8	5th	5th
1996	13-3	1st	1st
1997	3-13	9th	9th
1998	6-10	6th	6th
1999	6-10	T-5th	6th
2000	5-11	8th	8th
2001	8-8	T-5th	5th
2002	7-9	T-5th	6th
2003	7-9	5th	5th
2004	9-7	T-3rd	4th
2005	8-8	T-4th	5th
2006	4-12	T-10th	11th
2007	8-8	T-6th	6th
2008	7-9	T-7th	7th
2009	2-14	12th	12th
2010	7-9	7th	7th
2011	5-10	T10th	11th
2012	4-12	T9th	11th
2013	6-12	T9th	9th
2014	6-12	T-11th	11th
2015	3-15	13th	13th
2016	8-10	T-11th	10th

ACC TOURNAMENT HISTORY

Tournament Superlatives

Individual by Tech

Points: 35, Will Bynum vs. North Carolina, 2005
Field goals: 13, James Forrest vs. Duke, 1993
Field goal attempts: 24, Dennis Scott vs. Duke, 1990
Field goal percentage: 1.000 (7-7), Alade Aminu vs. Wake Forest, 2007
3-point field goals: 6, Anthony Morrow vs. Virginia, 2008
3-point FG attempts: 15, Dennis Scott vs. N. Carolina, 1989
Free throws: 14, Mark Price vs. Duke, 1985
Free throw attempts: 14, Mark Price vs. Duke, 1985
Free throw percentage: 1.000 (14-14), Mark Price vs. Duke, 1985
Rebounds: 17, Luke Schenscher vs. North Carolina, 2004
Assists: 13, Drew Barry vs. Clemson, 1993
Turnovers: 9, Stu Lyons vs. Virginia, 1981
Blocked shots: 7, Matt Geiger vs. Virginia, 1992
Steals: 7, Jarrett Jack vs. NC State, 2003

Team by Tech

Points: 112 vs. Wake Forest, 2007
Fewest points: 36 vs. Miami, 2012
Fewest points in a win: 55 vs. Virginia, 1985
Winning margin: 19 vs. Virginia Tech, 2005
Losing margin: 29 vs. Virginia, 1981 & 1983, North Carolina, 1991
Field goals: 40 vs. Wake Forest, 2007
Field goal attempts: 75 vs. Boston College, 2013
Field goal percentage: .579 (33-57) vs. Virginia, 2008
Lowest FG percentage: .296 (21-71) vs. Duke, 2005
Field goal percentage (tournament): .508 (60-118), 2008
3-point field goals: 13 vs. Virginia, 2008
3-point FG attempts: 33 vs. North Carolina, 2001
Free throws: 26 vs. Maryland, 1983
Free throw attempts: 35 vs. Maryland, 1983; Wake Forest, 2007
Free throw percentage: .885 (23-26) vs. North Carolina, 1993
Free throw percentage (tournament): .806 (25-31), 2008
Rebounds: 47 vs. North Carolina, 2005
Assists: 23 vs. Duke, 1993
Turnovers: 24 vs. Maryland, 1996
Fewest turnovers: 6 vs. Wake Forest, 1996
Blocked shots: 13 vs. Virginia, 1992
Steals: 14 vs. North Carolina, 1985

Individual by Opponents

Points: 41, Olivier Hanlan, Boston College, 2013
Field goals: 14, Olivier Hanlan, Boston College, 2013
Field goal attempts: 23, Junior Burroughs, Virginia, 1995
Field goal percentage: .833, (5-6) Kenny Smith, North Carolina, 1985
3-point field goals: 8, Olivier Hanlan, Boston College, 2013
3-point FG attempts: 12, Donald Williams, North Carolina, 1993; Chris Whitney, Clemson, 1993
Free throws: 14, Kyle Singler, Duke, 2010
Free throw attempts: 16, Kyle Singler, Duke, 2010
Free throw percentage: 1.000, Rashad McCants (10-10), North Carolina, 2004 (10-10); J.J. Redick (10-10), Duke, 2005
Rebounds: 22, Tim Duncan, Wake Forest, 1996
Assists: 10, Rudy Archer, Maryland, 1988; Sean Singletary, Virginia, 2008
Blocked Shots: 6, Tim Duncan, Wake Forest, 1994; Johnny Rhodes, Maryland, 1996; Josh Powell, NC State, 2003; Sheldon Williams, Duke, 2005
Steals: 5, Jeff Jones, Virginia, 1981; Landon Milbourne, Maryland, 2010

ACC Tournament Composite

Team	W	L	Pct.	1st	2nd	Qtr	Semi	Final	GT vs.
Boston College	8	10	.444	1-1	3-3	3-3	1-2	0-1	1-2
Clemson	18	62	.225	--	4-12	12-38	2-10	0-2	3-1
Duke	93	43	.684	--	4-1	40-17	30-13	20-12	3-7
Florida State	15	23	.395	--	9-5	3-16	2-1	1-1	0-2
Georgia Tech	25	33	.431	1-1	3-8	11-16	7-4	3-4	--
Louisville	0	1	.000	--	--	0-1	--	--	--
Miami	12	10	.545	1-0	7-3	2-6	1-1	1-0	0-1
North Carolina	93	41	.694	--	1-1	42-13	32-14	18-16	5-4
NC State	70	52	.574	--	10-6	33-21	17-18	10-7	3-3
Notre Dame	3	1	.750	0-1	--	1-0	1-0	1-0	--
Pittsburgh	2	2	.500	--	1-1	1-0	0-1	--	--
Syracuse	0	1	.000	--	--	0-1	--	--	--
Virginia	35	60	.368	--	4-5	22-35	7-15	2-5	5-4
Virginia Tech	7	11	.389	1-1	3-4	3-3	0-3	--	1-1
Wake Forest	43	58	.426	1-1	2-6	26-28	10-17	4-6	0-4

Team by Opponents

Points: 114 by Wake Forest, 2007
Fewest points: 48 by Virginia, 1985
Fewest points in a win: 51 by Maryland, 1980
Field goals: 34 by Wake Forest, 2007
Field goal attempts: 81 by Virginia, 1992
Field goal percentage: .642 (34-53) by Wake Forest, 2007
Lowest FG percentage: .247 (20-81) by Virginia, 1992
Lowest FG percentage (tournament): .375 (63-168), 2005
3-point field goals: 14 by Boston College, 2013
3-point field goal attempts: 24 by Boston College, 2013
3-point field goal percentage: .582 (14-24) by Boston College, 2013
Free throws: 33 by Virginia, 1983
Free throw attempts: 48 by Wake Forest, 2007
Free throw percentage: 1.000 (12-12) by North Carolina, 1985
Rebounds: 50 by Virginia, 2001
Assists: 22 by Wake Forest, 2007
Turnovers: 23 by Maryland, 1983
Blocked shots: 9 by Duke, 2005; Maryland, 2006
Steals: 16 by Virginia, 1981

Best Career Totals

Minimum 4 games, 2 tournaments
Points: 162, Mark Price, 1983-86 (9 games)
Scoring average: 20.6, Dennis Scott, 1988-90 (6)
Field goals: 54, Mark Price, 1983-86 (9)
Field goal attempts: 132, Mark Price, 1983-86 (9)
Field goal percentage: .593 (35-59), Tom Hammonds, 1986-89 (6)
3-point field goals: 20, Tony Akins, 1999-2002 (5)
3-point FG attempts: 52, Tony Akins, 1999-2002 (5)
3-point FG percentage: .600 (9-15), Michael Maddox, 1995-96 (4)
Free throws: 46, Mark Price, 1983-86 (9)
Free throw attempts: 50, Mark Price, 1983-86 (9)
Free throw percentage: .920 (46-50), Mark Price, 1983-86 (9)
Rebounds: 89, Malcolm Mackey, 1990-93 (9)
Assists: 61, Drew Barry, 1993-96 (8)
Blocked shots: 18, John Salley, 1983-86 (9)
Steals: 23, Mark Price, 1983-86 (9)
Games played: 9, Malcolm Mackey, 1990-93; Mark Price, 1983-86; John Salley, 1983-86; Zachery Peacock, 2007-10

Best Tournament Totals

Points: 80, James Forrest, 1993
Scoring average: 26.7, James Forrest, 1993
Field goals: 35, James Forrest, 1993
Field goal attempts: 55, Dennis Scott, 1990
Field goal percentage: .686 (35-51), James Forrest, 1993
3-point field goals: 10, Stephon Marbury, 1996
3-point FG attempts: 27, Dennis Scott, 1990
3-point FG percentage: .667, Michael Maddox (8-12), 1996; Anthony Morrow (8-12), 2008
Free throws: 20, Mark Price (20 att.), 1985
Free throw attempts: 27, Derrick Favors (18 made), 2010
Free throw percentage: 1.000 (20-20), Mark Price, 1985
Rebounds: 39, Derrick Favors, 2010
Assists: 27, Drew Barry, 1993
Blocked shots: 12, Derrick Favors, 2010
Steals: 11, Bruce Dalrymple, 1985

NCAA TOURNAMENT HISTORY

1960 (1-1) - Mideast Region

Freedom Hall, Louisville, Ky.

1st round: Georgia Tech 57, Ohio University 54

2nd round: Ohio State 86, Georgia Tech 69

1985 (3-1) - East Region, No. 2 Seed

The Omni, Atlanta, Ga.

1st round: Georgia Tech 65, Mercer 58

2nd round: Georgia Tech 70, Syracuse 53

Providence Civic Center, Providence, R.I.

Regional Semifinal: Georgia Tech 61, Illinois 53

Regional Final: Georgetown 60, Georgia Tech 54

All-East Regional: Mark Price, John Salley, Bruce Dalrymple

1986 (2-1) - Southeast Region, No. 2 Seed

Assembly Center, Baton Rouge, La.

1st round: Georgia Tech 68, Marist 53

2nd round: Georgia Tech 66, Villanova 61

The Omni, Atlanta, Ga.

Regional Semifinal: Louisiana State 70, Georgia Tech 64

1987 (0-1) - Midwest Region, No. 7 Seed

Rosemont Horizon, Chicago, Ill.

1st round: Louisiana State 85, Georgia Tech 79

1988 (1-1) - East Region, No. 5 Seed

Civic Center, Hartford, Conn.

1st round: Georgia Tech 90, Iowa State 78

2nd round: Richmond 59, Georgia Tech 55

1989 (0-1) - Midwest Region, No. 6 Seed

Reunion Arena, Dallas, Texas

1st round: Texas 76, Georgia Tech 70

1990 (4-1) - Southeast Region, No. 4 Seed

Thompson-Boling Arena, Knoxville, Tenn.

1st round: Georgia Tech 99, East Tennessee St. 83

2nd round: Georgia Tech 94, Louisiana State 91

Superdome, New Orleans, La.

Regional Semifinal: Georgia Tech 81, Michigan State 80 (ot)

Regional Final: Georgia Tech 93, Minnesota 91

All-Southeast Regional: Kenny Anderson MVP, Dennis Scott

McNichols Arena, Denver, Colo.

National Semifinal: UNLV 90, Georgia Tech 81

All-Final Four: Dennis Scott

1991 (1-1) - Midwest Region, No. 8 Seed

University of Dayton Arena, Dayton, Ohio

1st round: Georgia Tech 87, DePaul 70

2nd round: Ohio State 65, Georgia Tech 61

1992 (2-1) - Midwest Region, No. 7 Seed

Bradley Center, Milwaukee, Wis.

1st round: Georgia Tech 65, Houston 60

2nd round: Georgia Tech 79, Southern California 78

Kemper Arena, Kansas City, Mo.

Regional Semifinal: Memphis State 83, Georgia Tech 79 (ot)

All-Midwest Regional: Jon Barry

1993 (0-1) - West Region, No. 4 Seed

McKale Center, Tucson, Ariz.

1st round: Southern 93, Georgia Tech 78

NCAA Tournament Record:

23-16

NCAA Tournament Appearances: 16 (1960, 1985, 1986, 1987, 1988, 1989, 1990, 1991, 1992, 1993, 1996, 2001, 2004, 2005, 2007, 2010)

Most Consecutive NCAA Tournaments: 9, from 1985-93

Most Consecutive Post-Season Appearances: 11, from 1984-94

Sweet 16: 7 (1960, 1985, 1986, 1990, 1992, 1996, 2004)

Elite Eight: 3 (1985, 1990, 2004)

Final Four: 2 (1990, 2004)

NCAA Tournament Record by Seed

No. 1: 0-0 No. 6: 0-1 (1989)

No. 2: 5-2 (1985, 1986) No. 7: 2-2 (1987, 1992)

No. 3: 7-2 (1996, 2004) No. 8: 1-2 (1991, 2001)

No. 4: 4-2 (1990, 1993) No. 10: 1-2 (2007, 2010)

No. 5: 2-2 (1988, 2005)

NCAA Tournament Record by Region

East: 4-2 (1985, 1988)

Mideast: 1-1 (1960)

Southeast: 8-3 (1986, 1990, 1996)

Midwest: 9-7 (1987, 1989, 1991, 1992, 2004, 2007, 2010)

West: 1-3 (1993, 2001, 2005)

1996 (2-1) - Southeast Region, No. 3 Seed

Orlando Arena, Orlando, Fla.

1st round: Georgia Tech 90, Austin Peay 79

2nd round: Georgia Tech 103, Boston College 89

Rupp Arena, Lexington, Ky.

Regional Semifinal: Cincinnati 87, Georgia Tech 70

2001 (0-1) - West Region, No. 8 Seed

Cox Arena, San Diego, Calif.

1st round: St. Joseph's 66, Georgia Tech 62

2004 (5-1) - St. Louis Region, No. 3 Seed

Bradley Center, Milwaukee, Wis.

1st round: Georgia Tech 65, Northern Iowa 60

2nd round: Georgia Tech 57, Boston College 54

Edward Jones Dome, St. Louis, Mo.

Regional Semifinal: Georgia Tech 72, Nevada 67

Regional Final: Georgia Tech 79, Kansas 71 (ot)

All-St. Louis Regional: Jarrett Jack (MVP), Clarence Moore

Alamodome, San Antonio, Texas

National Semifinal: Georgia Tech 67, Oklahoma State 65

National Championship: Connecticut 82, Georgia Tech 73

All-Final Four: Will Bynum, Luke Schenscher

2005 (1-1) - Albuquerque Region, No. 5 Seed

Gaylord Entertainment Center, Nashville, Tenn.

1st round: Georgia Tech 80, George Washington 68

2nd round: Louisville 76, Georgia Tech 54

2007 (0-1) - Midwest Region, No. 10 Seed

United Center, Chicago, Ill.

1st round: UNLV 67, Georgia Tech 63

2010 (1-1) - Midwest Region, No. 10 Seed

Bradley Center, Milwaukee, Wis.

1st round: Georgia Tech 64, Oklahoma State 59

2nd round: Ohio State 75, Georgia Tech 66

NCAA TOURNAMENT HISTORY

Tournament Superlatives

Individual by Tech

Points: 40, Dennis Scott vs. Minnesota, 1990
 Field goals: 14, Dennis Scott vs. East Tennessee State, 1990
 Field goal attempts: 32, Dennis Scott vs. LSU, 1990
 Field goal percentage: .857 (6-7), Malcolm Mackey vs. Southern California, 1992
 3-point field goals: 7, Dennis Scott vs. Minnesota and LSU, 1990
 3-point FG attempts: 14, Dennis Scott vs. UNLV, 1990
 3-point FG percentage: .857 (6-7), Stephon Marbury vs. Boston College, 1996
 Free throws: 19, Tom Hammonds vs. Iowa State, 1988
 Free throw attempts: 21, Tom Hammonds vs. Iowa State, 1988
 Free throw percentage: 1.000, Roger Kaiser (11-11) vs. Ohio University, 1960
 Rebounds: 19, Malcolm Mackey vs. Ohio State, 1991
 Assists: 11, Drew Barry vs. Austin Peay, 1996
 Blocked shots: 5, Michael Maddox vs. Austin Peay, 1996
 Steals: 4, James Forrest vs. Memphis State, 1992; Stephon Marbury vs. Boston College, 1996; Jarrett Jack vs. Kansas, 2004

Team by Tech

Points: 103 vs. Boston College, 1996
 Fewest points: 54 vs. Georgetown, 1985; Louisville, 2005
 Fewest points in win: 57 vs. Ohio University, 1960; Boston College, 2004
 Largest victory margin: 17 vs. Syracuse, 1985
 Largest losing margin: 22 vs. Louisville, 2005
 Field goals: 39 vs. East Tennessee State, 1990
 Field goal attempts: 81 vs. LSU, 1990
 Field goal percentage: .625 (30-48) vs. Southern California, 1992
 Lowest FG percentage: .333 (19-57) vs. Richmond, 1988
 3-point field goals: 16 vs. Boston College, 1996
 3-point FG attempts: 30 vs. Cincinnati, 1996
 3-point FG percentage: .600 (6-10) vs. Iowa State, 1988
 Free throws: 36 vs. Iowa State, 1988
 Free throw attempts: 42 vs. Iowa State, 1988
 Free throw percentage: .960 (24-25) vs. Oklahoma State, 2010
 Rebounds: 52 vs. LSU, 1990
 Assists: 27 vs. Southern California, 1992; Boston College, 1996
 Turnovers: 23 vs. Southern, 1993
 Blocked shots: 7 vs. Michigan State, 1990; Austin Peay, 1996
 Steals: 11 vs. Illinois, 1985

Individual by Opponent

Points: 35, Willie Burton, Minnesota, 1990
 Field goals: 15, Willie Burton, Minnesota, 1990
 Field goal attempts: 32, Lefester Rhodes, Iowa State, 1988
 Field goal percentage: 1.000 (4-4), Charles Outlaw, Houston, 1992
 3-point field goals: 7, Darryl Joe, LSU, 1987
 3-point FG attempts: 14, Anfernee Hardaway, Memphis State, 1992
 3-point FG percentage: 1.000 (4-4), Chuck Murphy, DePaul, 1991
 Free throws: 9, Shaquille O'Neal, LSU, 1990
 Free throw attempts: 12, Peter Woolfolk, Richmond, 1988; Shaquille O'Neal, LSU, 1990; Anfernee Hardaway, Memphis State, 1992; Danya Abrams, Boston College, 1996
 Free throw percentage: 1.000 (7-7), Jerv Vaughn Scales, Southern, 1993
 Rebounds: 18, Perry Carter, Ohio State, 1991; Jerv Vaughn Scales, Southern, 1993
 Assists: 11, Pearl Washington, Syracuse, 1985
 Blocks: 5, Charles Outlaw, Houston, 1992

Steals: 5, Derrick Taylor, LSU, 1986; Leonard White, Southern, 1993

Team by Opponents

Points: 93 by Southern, 1993
 Fewest points: 53 by Syracuse and Illinois, 1985; Marist, 1986
 Fewest points in a win: 59 by Richmond, 1988
 Field goals: 39 by Minnesota, 1990
 Field goal attempts: 81 by Southern, 1993
 Field goal percentage: .546 (36-65) by Ohio State, 1960
 Lowest FG percentage: .317 (19-60) by UNLV, 2007
 3-point field goals: 11 by East Tennessee State, 1990
 3-point FG attempts: 30 by UNLV, 2007
 3-point FG percentage: .667 (10-15) by UNLV, 1990
 Free throws: 25 by Connecticut, 2004
 Free throw attempts: 39 by Connecticut, 2004
 Free throw percentage: 1.000 (11-11) by Villanova, 1986
 Rebounds: 54 by Ohio University, 1960
 Assists: 23 by LSU, 1987
 Turnovers: 19 by Marist, 1986; Illinois, 1985; Mercer, 1985
 Blocks: 10 by LSU, 1990
 Steals: 14 by Southern, 1993

Best Career Totals

Minimum 4 games, 2 tournaments

Points: 207, Dennis Scott, 1988-90 (8 games)
 Scoring average: 25.9, Dennis Scott, 1988-90 (8)
 Field goals: 69, Dennis Scott, 1988-90 (8)
 Field goal attempts: 157, Dennis Scott, 1988-90 (8)
 Field goal percentage: .582 (32-55), Luke Schenscher, 2004-05 (8)
 3-point field goals: 33, Dennis Scott, 1988-90 (8)
 3-point FG attempts: 76, Dennis Scott, 1988-90 (8)
 3-point FG percentage: .434 (33-76), Dennis Scott, 1988-90 (8)
 Free throws: 44, Brian Oliver, 1987-90 (9)
 Free throw attempts: 57, Brian Oliver, 1987-90 (9)
 Free throw percentage: .841 (37-44), Jarrett Jack, 2004-05 (8)
 Rebounds: 68, Malcolm Mackey, 1990-93 (11)
 Rebound average: 8.8, James Forrest, 1992-94 (4)
 Assists: 38, Jarrett Jack, 2004-05 (8)
 Blocks: 12, John Salley, 1985-86 (7)
 Steals: 15, Jarrett Jack, 2004-05 (8)
 Games played: 11, Malcolm Mackey, 1990-93

NIT Record:

10-8

1970 (1-1 • Quarterfinals)

Madison Square Garden, New York
 1st round: Georgia Tech 78, Duquesne 68
 Quarterfinals: St. John's 56, Georgia Tech 55

1971 (3-1 • Finals)

Madison Square Garden, New York
 1st round: Georgia Tech 70, LaSalle 67
 Quarterfinals: Georgia Tech 78, Michigan 70
 Semifinals: Georgia Tech 76, St. Bonaventure 71 (2 ot)
 Finals: North Carolina 84, Georgia Tech 64

1984 (0-1)

Cassell Coliseum, Blacksburg, Va.
 1st round: Virginia Tech 77, Georgia Tech 74

1994 (0-1)

Knickerbocker Arena, Albany, N.Y.
 1st round: Siena 74, Georgia Tech 69

1998 (2-1 • Quarterfinals)

Alexander Memorial Coliseum, Atlanta, Ga.
 1st round: Georgia Tech 88, Seton Hall 78
 2nd round: Georgia Tech 80, Georgetown 79 (ot)
 Quarterfinals: Penn State 75, Georgia Tech 70

1999 (0-1)

McArthur Court, Eugene, Ore.
 1st round: Oregon 67, Georgia Tech 64

2003 (2-1 • Quarterfinals)

Alexander Memorial Coliseum, Atlanta, Ga.
 1st round: Georgia Tech 72, Ohio State 58
 Carver-Hawkeye Arena, Iowa City, Iowa
 2nd round: Georgia Tech 79, Iowa 78
 United Spirit Arena, Lubbock, Texas
 Quarterfinals: Texas Tech 80, Georgia Tech 72

2016 (2-0 • Quarterfinals)

McCamish Pavilion, Atlanta, Ga.
 1st round: Georgia Tech 81, Houston 62
 Colonial Life Arena, Columbia, S.C.
 2nd round: Georgia Tech 83, South Carolina 66
 Viejas Arena, San Diego, Calif.
 3rd round: San Diego State, Georgia Tech 56

REGULAR-SEASON EVENTS

2015 NIT Pre-Season Tipoff
McCamish Pavilion, Atlanta, Ga.
Georgia Tech 107, Green Bay 77
East Tennessee State 69, Georgia Tech 68
Barclays Center, Brooklyn, N.Y.
Georgia Tech 83, Arkansas 73
Villanova 69, Georgia Tech 52
All-Tournament: Charles Mitchell

2014 ORLANDO CLASSIC
HP Pavilion, Lake Buena Vista, Fla.
Marquette 72, Georgia Tech 70
Georgia Tech 61, Rider 54
Georgia Tech 64, Rhode Island 61

2014 ACC-BIG TEN CHALLENGE
Welsh-Ryan Arena, Evanston, Ill.
Georgia Tech 66, Northwestern 58

2013 BARCLAYS CENTER CLASSIC
Barclays Center, Brooklyn, N.Y.
Mississippi 77, Georgia Tech 67
St. John's 69, Georgia Tech 58

2013 ACC-BIG TEN CHALLENGE
McCamish Pavilion, Atlanta, Ga.
Georgia Tech 67, Illinois 64

2012 DIRECTV CLASSIC
Anaheim (Calif.) Convention Center
Georgia Tech 54, Rice 36
California 68, Georgia Tech 57
Georgia Tech 65, Saint Mary's 56

2012 ACC-BIG TEN CHALLENGE
Assembly Hall, Champaign, Ill.
Illinois 75, Georgia Tech 62

2011 CHARLESTON CLASSIC
TD Arena, Charleston, S.C.
Saint Joseph's 66, Georgia Tech 53
Georgia Tech 73, VCU 60
LSU 59, Georgia Tech 50

2011 ACC-BIG TEN CHALLENGE
Philips Arena, Atlanta, Ga.
Northwestern 76, Georgia Tech 60

2010 LEGENDS CLASSIC
Alexander Memorial Coliseum, Atlanta, Ga.
Georgia Tech 78, Albany 51
Georgia Tech 77, Niagara 51
Boardwalk Hall, Atlantic City, N.J.
Georgia Tech 71, UTEP 61
Syracuse 80, Georgia Tech 76
All-Classic: Brian Oliver

2010 ACC-BIG TEN CHALLENGE
Welsh-Ryan Arena, Evanston, Ill.
Northwestern 91, Georgia Tech 71

2010 PUERTO RICO TIP-OFF
Coliseo de Puerto Rico, San Juan, P.R.
Dayton 63, Georgia Tech 59
Georgia Tech 70, George Mason 62
Georgia Tech 85, Boston University 67

2008 ACC-BIG TEN CHALLENGE
Alexander Memorial Coliseum, Atlanta, Ga.
Penn State 85, Georgia Tech 83

2007 PARADISE JAM
St. Thomas, U.S. Virgin Islands
Georgia Tech 79, Charlotte 77
Winthrop 79, Georgia Tech 73
Georgia Tech 70, Notre Dame 69
All-Tournament: Jeremis Smith

2007 ACC-BIG TEN CHALLENGE
Assembly Hall, Bloomington, Ind.
Indiana 83, Georgia Tech 79

2006 EA SPORTS MAUI INVITATIONAL
Lahaina Civic Center, Lahaina, Maui
Georgia Tech 79, Purdue 61
Georgia Tech 92, Memphis 85
UCLA 88, Georgia Tech 73
All-Tournament: Lewis Clinch

2006 ACC-BIG TEN CHALLENGE
Alexander Memorial Coliseum, Atlanta, Ga.
Georgia Tech 77, Penn State 73

2005 ACC-BIG TEN CHALLENGE
Beslin Center, East Lansing, Mich.
Michigan State 88, Georgia Tech 86

2004 CHICK-FIL-A PEACH BOWL CLASSIC
Philips Arena, Atlanta, Ga.
Georgia Tech 64, Air Force 42

2004 ACC-BIG TEN CHALLENGE
Alexander Memorial Coliseum, Atlanta, Ga.
Georgia Tech 99, Michigan 68

2003 PRESEASON NIT
Georgia Tech 79, Louisiana-Lafayette 45 (home)
Georgia Tech 75, Hofstra 56 (home)
Georgia Tech 77, Connecticut 61 (semis*)
Georgia Tech 85, Texas Tech 65 (finals*)
All-Tournament: Isma'il Muhammad (MVP), B.J. Elder, Jarrett Jack
**at Madison Square Garden*

2003 CHICK-FIL-A PEACH BOWL CLASSIC
Philips Arena, Atlanta, Ga.
Georgia Tech 75, Saint Louis 62

2003 ACC-BIG TEN CHALLENGE
Value City Arena, Columbus, Ohio
Georgia Tech 73, Ohio State 53

2002 CHICK-FIL-A PEACH BOWL CLASSIC
Philips Arena, Atlanta, Ga.
Tennessee 70, Georgia Tech 69

2002 ACC-BIG TEN CHALLENGE
Williams Arena, Minneapolis, Minn.
Minnesota 64, Georgia Tech 63

2001 CHICK-FIL-A PEACH BOWL CLASSIC
Philips Arena, Atlanta, Ga.
Georgia Tech 96, Syracuse 80

2001 ACC-BIG TEN CHALLENGE
Alexander Memorial Coliseum
Georgia Tech 62, Wisconsin 61

2001 LAS VEGAS INVITATIONAL
Valley High School, Las Vegas, Nev.
Georgia Tech 70, Eastern Illinois 65
Illinois 105, Georgia Tech 66
Saint Louis 67, Georgia Tech 54

2000 ACC-BIG TEN CHALLENGE
Carver-Hawkeye Arena, Iowa City, Iowa
Iowa 85, Georgia Tech 67

2000 WOODEN CLASSIC
Arrowhead Pond, Anaheim, Calif.
Georgia Tech 72, UCLA 67

2000 DELTA AIR LINES HOLIDAY CLASSIC
Philips Arena, Atlanta, Ga.
Georgia Tech 86, Kentucky 84

2000 STANFORD INVITATIONAL
Maples Pavilion, Stanford, Calif.
Georgia Tech 78, Idaho State 56
Stanford 80, Georgia Tech 66
All-Tournament: Alvin Jones, Shaun Fein

1999 GREAT ALASKA SHOOTOUT
Sullivan Arena, Anchorage, Alaska
Georgia Tech 100, Grambling State 88
Georgia Tech 82, Washington 65
Kansas 84, Georgia Tech 70 (finals)
All-Tournament: Jason Collier, Alvin Jones

1999 ACC-BIG TEN CHALLENGE
Philips Arena, Atlanta, Ga.
Michigan 80, Georgia Tech 77

1999 DELTA AIR LINES HOLIDAY CLASSIC
Philips Arena, Atlanta, Ga.
Stanford 64, Georgia Tech 61 (ot)

1998 HOLIDAY FESTIVAL
Madison Square Garden, New York, N.Y.
Hofstra 62, Georgia Tech 41
Georgia Tech 72, Iona 65 (3rd)

1998 BIG ISLAND INVITATIONAL
Afook-Chinen Civic Auditorium, Hilo, Hawaii
Georgia Tech 65, New Orleans 63 (ot)
Georgia Tech 58, West Virginia 53
Washington 76, Georgia Tech 60
All-Tournament: Alvin Jones, Jason Floyd

1998 DELTA AIR LINES HOLIDAY CLASSIC
Georgia Dome, Atlanta, Ga.
Kentucky 80, Georgia Tech 39

1997 PUERTO RICO SHOOTOUT
Eugenio Guerra Sports Complex, Bayamon, P.R.
Georgia Tech 62, Alabama 60
Georgia Tech 77, St. John's 65
Georgia Tech 73, Louisville 69
All-Tournament: Matt Harpring (MVP), Michael Maddox, Dion Glover

1997 DELTA AIR LINES HOLIDAY CLASSIC
Georgia Dome, Atlanta, Ga.
Georgia Tech 94, Louisville 86
MVP: Dion Glover

1996 DELTA AIR LINES HOLIDAY CLASSIC
Georgia Dome, Atlanta, Ga.
Kentucky 88, Georgia Tech 59

1996 HOLIDAY FESTIVAL
Madison Square Garden, New York, N.Y.
Georgia Tech 58, Hofstra 47
St. John's 67, Georgia Tech 55 (finals)
All-Tournament: Gary Saunders

1995 PRESEASON NIT
Georgia Tech 87, Manhattan 67*
Georgia Tech 83, Oklahoma 72*
Georgetown 94, Georgia Tech 72 (semis#)
Georgia Tech 77, Michigan 61 (3rd#)
**Georgia Dome, #Madison Square Garden*

1995 CABLE CAR CLASSIC
San Jose (Calif.) Arena
Bradley 84, Georgia Tech 82
Santa Clara 71, Georgia Tech 66
All-Tournament: Stephon Marbury

1995 JEEP-EAGLE CLASSIC
Georgia Dome, Atlanta, Ga.
Georgia Tech 88, Louisville 77
MVP: Matt Harpring

1995 JIMMY V CLASSIC
Brendan Byrne Arena, East Rutherford, N.J.
Massachusetts 75, Georgia Tech 67

1994 RAINBOW CLASSIC
Special Events Center, Honolulu, Hawaii
Cincinnati 69, Georgia Tech 66
Georgia Tech 89, Oklahoma 85
Duke 75, Georgia Tech 68

1994 KUPPENHEIMER CLASSIC
Georgia Dome, Atlanta, Ga.
Louisville 77, Georgia Tech 72
All-Tournament: Travis Best

1993 HOLIDAY FESTIVAL
Madison Square Garden, New York, N.Y.
Georgia Tech 57, Temple 51
Georgia Tech 71, St. John's 69 (Finals)
All-Tournament: Marlice Moore (MVP)

1993 KUPPENHEIMER CLASSIC
Georgia Dome, Atlanta, Ga.
Georgia Tech 86, Vanderbilt 77 (ot)
All-Tournament: James Forrest, Travis Best

1993 HALL OF FAME TIP-OFF CLASSIC
Springfield, Mass.
Michigan 80, Georgia Tech 70

1992 KUPPENHEIMER CLASSIC
Georgia Dome, Atlanta, Ga.
Georgia Tech 87, Louisville 85
All-Tournament: James Forrest (MVP), Malcolm Mackey

1991 PRESEASON NIT
Georgia Tech 93, James Madison 69 (home)
Georgia Tech 84, Colorado State 67 (home)
Georgia Tech 120, Texas 107 (semis*)
Oklahoma St. 78, Georgia Tech 71 (finals*)
All-Tournament: Malcolm Mackey, Matt Geiger
**at Madison Square Garden*

1991 ACC-BIG EAST CHALLENGE
The Omni, Atlanta, Ga.
Georgia Tech 80, Villanova 59

1991 KUPPENHEIMER CLASSIC
The Omni, Atlanta, Ga.
Georgia Tech 81, Kentucky 80
All-Classic: Jon Barry (MVP), Malcolm Mackey

1990 SUGAR BOWL TOURNAMENT
New Orleans, La.
Georgia Tech 95, Tulane 83
Georgia Tech 99, Villanova 87
All-Tournament: Kenny Anderson (MVP), Malcolm Mackey, Jon Barry

1990 KUPPENHEIMER CLASSIC
The Omni, Atlanta, Ga.
Georgia Tech 135, Loyola Marymount 94
All-Tournament: Kenny Anderson (MVP), Jon Barry

1990 ACC-BIG EAST CHALLENGE
Capital Centre, Landover, Md.
St. John's 73, Georgia Tech 72 (ot)

1989 KUPPENHEIMER CLASSIC
The Omni, Atlanta, Ga.
Georgia Tech 98, Morehead State 76
Georgia Tech 111, Pittsburgh 92
All-Tournament: Kenny Anderson (MVP), Dennis Scott, Brian Oliver

1989 ACC-BIG EAST CHALLENGE
Hartford (Conn.) Civic Center
Georgia Tech 93, Pittsburgh 92

1988 RAINBOW CLASSIC
Blaisdell Center, Honolulu, Hawaii
Georgia Tech 87, Houston 78
Illinois 80, Georgia Tech 75
Georgia Tech 72, Purdue 69
All-Tournament: Dennis Scott, Tom Hammonds

1987 PRE-SEASON NIT
Georgia Tech 114, Alcorn State 71 (home)
Florida 80, Georgia Tech 69 (at Florida)

1987 COTTON STATES CLASSIC
The Omni, Atlanta, Ga.
Georgia Tech 90, William & Mary 59
Georgia Tech 83, Auburn 72
All-Tournament: Duane Ferrell, Tom Hammonds

1986 CENTRAL FIDELITY HOLIDAY CLASSIC
Robins Center, Richmond, Va.
Georgia Tech 67, Stanford 65
Richmond 67, Georgia Tech 62 (ot)
MVP: Duane Ferrell

1986 SUNTORY BALL
Tokyo, Japan
Georgia Tech 65, Boston College 62 (ot)
Georgia Tech 63, SMU 54
All-Tournament: Tom Hammonds (MVP), Duane Ferrell, Bruce Dalrymple

1986 HOLIDAY FESTIVAL
Madison Square Garden, New York, N.Y.
Georgia Tech 79, Rutgers 61
St. John's 62, Georgia Tech 53
All-Tournament: Duane Ferrell

REGULAR-SEASON EVENTS

Tournament Tote Board

Event	App.	W-L	Titles	Last
ACC-Big East Challenge	3	2-1	-	1991
ACC-Big Ten Challenge	15	6-9	-	2014
All-College Tournament	2	2-4	-	1956
Barclays Center Classic	1	0-2	-	2013
Bruin Classic	2	1-4	-	1969
Cotton States Classic#	4	8-0	4	1989
DirectTV (Anaheim) Classic	1	2-1	-	2012
Gator Bowl	7	7-8	2	1985
Hall of Fame/Tip-Off Classic	2	0-2	-	1993
Chick-fil-A Peach Bowl Classic for Kids*	15	10-5	7	2004
Holiday Festival	4	5-3	1	1998
Legends Classic	1	3-1	-	2010
Maryland Invitational	3	2-4	-	1977
Maui Invitational	1	2-1	-	2006
NIT Season Tip-Off (formerly Pre-season NIT)	5	13-5	1	2015
North-South Doubleheader	8	4-12	-	1977
Orlando Classic	1	2-1	-	2014
Paradise Jam	1	2-1	-	2007
Poinsettia Tournament	2	2-2	-	1975
Puerto Rico Tip-Off	2	5-1	1	2010
Queen City Tournament	2	3-3	-	1955
Rainbow Classic	3	6-3	1	1994
Sugar Bowl	2	2-2	1	1990
Sun Bowl	2	0-4	-	1981

*One day doubleheader was formerly known as the Delta Air Lines Holiday Classic for Kids, Jeep Eagle Classic and Kuppenheimer Classic

#Known as the Kuppenheimer Classic in 1989.

1985 COTTON STATES CLASSIC The Omni, Atlanta, Ga.

Georgia Tech 90, Texas 55
Georgia Tech 82, Navy 64
All-Tournament: Mark Price (MVP), Duane Ferrell,
John Salley, Bruce Dalrymple

1985 GATOR BOWL CLASSIC Jacksonville, Fla.

Georgia Tech 83, Texas A&M 58
Georgia Tech 72, Jacksonville 53
All-Tournament: Mark Price (MVP), John Salley, Tom
Hammonds, Bruce Dalrymple

1985 HALL OF FAME TIP-OFF CLASSIC Springfield, Mass.

Michigan 49, Georgia Tech 44

1984 RAINBOW CLASSIC

Blaisdell Center, Honolulu, Hawaii
Georgia Tech 72, Arkansas 52
Georgia Tech 65, Washington 58
Georgia Tech 70, Maryland 69
All-Tournament: Mark Price (MVP), Bruce Dalrymple

1983 COTTON STATES CLASSIC The Omni, Atlanta, Ga.

Georgia Tech 66, Nebraska 49
Georgia Tech 57, Alabama 54
All-Tournament: Mark Price (MVP), Bruce Dalrymple,
Yvon Joseph

1983 CASABA CLUB CLASSIC

Spanos Center, Stockton, Calif.
Georgia Tech 67, Pepperdine 56
Georgia Tech 73, Central Michigan 71
All-Tournament: Yvon Joseph (MVP), Bruce
Dalrymple

1981 SUN BOWL TOURNAMENT El Paso, Texas

UTEP 73, Georgia Tech 44
Oklahoma State 59, Georgia Tech 57

1980 GATOR BOWL TOURNAMENT Jacksonville, Fla.

Purdue 53, Georgia Tech 45
Jacksonville 64, Georgia Tech 41

1979 ROANOKE TIMES & WORLD NEWS HOLIDAY CLASSIC

Roanoke (Va.) Civic Center
Georgia Tech 83, Alabama 59
Virginia Tech 67, Georgia Tech 62
All-Tournament: Brook Steppe (MVP), Lenny Horton

1978 PILLSBURY CLASSIC Minneapolis, Minn.

Georgia Tech 83, Brigham Young 81
Minnesota 57, Georgia Tech 56
All-Tournament: Sammy Drummer, Tico Brown

1977 MARYLAND INVITATIONAL Cole Field House, College Park, Md.

Georgia Tech 73, St. John's 67
Maryland 65, Georgia Tech 63

1977 DAYTON INVITATIONAL Dayton, Ohio

Georgia Tech 64, Oregon 57
Dayton 65, Georgia Tech 63

1977 NORTH-SOUTH DOUBLEHEADER Charlotte, N.C.

North Carolina 97, Georgia Tech 74
NC State 81, Georgia Tech 71

1976 MARSHALL INVITATIONAL Huntington, W.Va.

Idaho State 88, Georgia Tech 72
Georgia Tech 80, Columbia 79

1976 NORTH-SOUTH DOUBLEHEADER Charlotte, N.C.

North Carolina 79, Georgia Tech 74
Georgia Tech 78, NC State 67

1975 POINSETTIA TOURNAMENT Greenville, S.C.

Georgia Tech 98, Furman 81
Rutgers 94, Georgia Tech 87

1975 KENTUCKY INVITATIONAL Memorial Coliseum, Lexington, Ky.

Kentucky 66, Georgia Tech 64
Arizona State 85, Georgia Tech 70

1975 NORTH-SOUTH DOUBLEHEADER Charlotte, N.C.

NC State 101, Georgia Tech 66
North Carolina 111, Georgia Tech 81

1974 MARYLAND INVITATIONAL College Park, Md.

Maryland 105, Georgia Tech 67
Georgia Tech 70, St. Bonaventure 61 (ot)

1974 NORTH-SOUTH DOUBLEHEADER Charlotte, N.C.

NC State 98, Georgia Tech 54
North Carolina 108, Georgia Tech 70

1973 OLD DOMINION TOURNAMENT Norfolk, Va.

Baylor 108, Georgia Tech 80
Yale 101, Georgia Tech 95

1973 NORTH-SOUTH DOUBLEHEADER Charlotte, N.C.

North Carolina 107, Georgia Tech 72
NC State 118, Georgia Tech 94

1972 MARYLAND INVITATIONAL Cole Field House, College Park, Md.

Maryland 90, Georgia Tech 55
Bowling Green 102, Georgia Tech 87

1972 NORTH-SOUTH DOUBLEHEADER Charlotte, N.C.

NC State 87, Georgia Tech 70
North Carolina 118, Georgia Tech 73

1971 CHARLOTTE INVITATIONAL Charlotte, N.C.

Davidson 91, Georgia Tech 66
Rutgers 91, Georgia Tech 64

1971 NORTH-SOUTH DOUBLEHEADER Charlotte, N.C.

North Carolina 87, Georgia Tech 58
Georgia Tech 73, NC State 66

1970 NORTH-SOUTH DOUBLEHEADER Charlotte, N.C.

Georgia Tech 69, NC State 77
Georgia Tech 104, North Carolina 95

1970 GATOR BOWL TOURNAMENT Jacksonville, Fla.

Georgia Tech 69, Florida 58
St. Bonaventure 70, Georgia Tech 68

1969 BRUIN CLASSIC Pauley Pavilion, Los Angeles, Calif.

UCLA 121, Georgia Tech 90
Indiana 87, Georgia Tech 65

1968 SUN BOWL TOURNAMENT El Paso, Texas

UTEP 75, Georgia Tech 71
Oklahoma City 59, Georgia Tech 57

1967 CHICAGO CLASSIC

Chicago, Ill.
Illinois 65, Georgia Tech 54
Loyola 96, Georgia Tech 71

1966 BRUIN CLASSIC Pauley Pavilion, Los Angeles, Calif.

Georgia Tech 101, Michigan 70
UCLA 91, Georgia Tech 72
Illinois 83, Georgia Tech 71

1965 HURRICANE CLASSIC Miami, Fla.

Louisville 54, Georgia Tech 48
Georgia Tech 83, Boston College 40

1964 SUGAR BOWL TOURNAMENT New Orleans, La.

Louisville 77, Georgia Tech 71
Texas Tech 95, Georgia Tech 90

1963 MILWAUKEE CLASSIC Milwaukee, Wis.

Georgia Tech 84, Marquette 83
Wisconsin 104, Georgia Tech 84

1962 GATOR BOWL TOURNAMENT Jacksonville, Fla.

Georgia Tech 73, Virginia Tech 72 (ot)
Georgia Tech 73, Florida 61

1961 POINSETTIA TOURNAMENT Greenville, S.C.

Georgia Tech 72, Furman 65
Arkansas 72, Georgia Tech 42

1960 GATOR BOWL TOURNAMENT Jacksonville, Fla.

Georgia Tech 54, Georgia 51
Navy 63, Georgia Tech 60

1960 BLUEGRASS TOURNAMENT Louisville, Ky.

Louisville 74, Georgia Tech 65
Utah State 67, Georgia Tech 62

1957 MOTOR CITY CLASSIC Detroit, Mich.

Georgia Tech 67, Marquette 58
Georgia Tech 70, Detroit 66

1956 ALL COLLEGE TOURNAMENT Oklahoma City, Okla.

Marquette 102, Georgia Tech 78
Georgia Tech 75, Idaho State 72
Georgia Tech 79, Texas Tech 66

1955 QUEEN CITY TOURNAMENT Buffalo, N.Y.

Georgia Tech 65, Westminster 56
Georgia Tech 86, Canisius 82
Xavier 92, Georgia Tech 67

1954 QUEEN CITY TOURNAMENT Buffalo, N.Y.

Georgia Tech 72, Idaho State 69 (ot)
Canisius 70, Georgia Tech 56
Georgetown 68, Georgia Tech 62

1953 GATOR BOWL TOURNAMENT Jacksonville, Fla.

Georgia 66, Georgia Tech 64
Georgia Teachers College 101, Georgia Tech 80
Florida 63, Georgia Tech 59

1952 GATOR BOWL TOURNAMENT Jacksonville, Fla.

Florida 68, Georgia Tech 60
Georgia Tech 71, Georgia 54

1951 CAROLINA INVITATIONAL Charlotte, N.C.

South Carolina 78, Georgia Tech 63
Georgia Tech 79, Auburn 62
Georgia Tech 78, Davidson 60

1949 DIXIE CLASSIC Reynolds Coliseum, Raleigh, N.C.

Georgia Tech 64, Wake Forest 57
NC State 57, Georgia Tech 34
Georgia Tech 63, West Virginia 48

1947 ALL-COLLEGE TOURNAMENT Oklahoma City, Okla.

Texas 54, Georgia Tech 45
Rice 43, Georgia Tech 42
Hamline 52, Georgia Tech 35

TECH LETTERWINNERS

A

Abel, Nelson	1944
Akers, Lane	1954-56
Akins, Anthony J.	1999-01
Akins, Terry E.	1968-69
Allen, Harry B.	1973-74-75-76
Algood, William L.	1977-78
Aminu, A. Alade	2006-07-08-09
Anderson, Gene	1952-53
Anderson, J.C.	1947-48-49-50
Anderson, Kenneth	1990-91
Anderson, L.F.	1937-38-39
Anderson, Marvin E.	1954-55
Anderson, Tysar D.	2007-08-09
Andrews, Jay (mgr)	1995-96-97
Arnold, John W.	1965
Austin, Michael B.	1951-52-53
Azar, Nicholas	1926-27-28

B

Babul, Jonathan R.	1997-99-00-01
Baker, April (mgr)	1986-90
Baley, FB	1909
Balestis, Roderick A.	1991-92-93-94
Barbic, Yann	1994
Barnes, Darryl	1990, 92-93-94
Barron, Carter	1926
Barr, Drew W.	1993-94-95-96
Barr, Jon A.	1991-92
Beil, D'Andre B.	2006-07-08-10
Bergman, Herb.	1947-48
Best, Travis E.	1992-93-94-95
Bills, Jack	1945
Birns, Karl V.	1972
Birns, William	1945
Blackwell, Hoyte	1940-41-42
Blomker, Benian B.	1948-49-50-51
Blomker, David	1957-58-59
Blomert, Ray R.	1988
Bolden, Christopher J.	2013-15
Bolton, Roger P.	1954
Bosh, Christopher W.	2003
Bostick, H.C.	1909
Bottriff, Michael B.	1974-75-76
Boulware, Burtz	1935-36-37
Bowling, Tom	1967
Boysa, Michael (mgr)	2005-06
Bradford, Maurice	1982-83
Brennan, Bryan W.	1995-96-97
Brewster, Jimmy	1922
Brittan, Maurice D.	1989
Bizondine, Robert E.	1966-67-68
Brooks, Robert A.	2001-04
Brown, Bruce J.	1972
Brown, Karl J.	1989-90
Brown, Mark (mgr)	1984-85-86
Brown, Tico M.	1977-78-79
Broyles, Frank	1943-44-45, 47
Bryan, Morris	1932
Bullard, Ralph	1928
Burdell, George P.	1956-57-58
Burden, Preston (mgr)	2006-07-08
Burton, Richard E. (mgr)	1968
Butsky, Charles B. (mgr)	1964
Byrd, Anthony	1982-83-84
Bynum, William	2004-05

C

Cage, Gary B., Jr.	2006-08-09
Caldwel, James W.	1933-64-65
Calwell, Robert C.	1964-65-66
Campbell, Preston W.	1973-74-75
Cappetta, Steven (mgr)	2009
Carroll, Jess M.	1955-56-57
Carroll, Pat (mgr)	1987
Carter, Jr., Robert L.	2013-14
Cassidy, Omar A.	1997
Causey, Matthew D.	2008
Center, Dave	1933
Cheney, Walter M. (mgr)	1974-75
Clark, David W.	1966-67-68
Clinch, E. Lewis	2006-07-08-09
Cline, William S.	1950-51-52
Cohen, Leonard R.	1956-57-58
Cohen, William	1953-54-55-56
Cole, Michael D.	1979-81-82
Coleman, W.B.	1909
Collier, Dick	1944-45-47
Collier, Jason J.	1999-00
Collier, Jeffrey R.	1973
Connerly, Duffy (mgr)	1984-85
Coogler, Justin (mgr)	2010
Copeland, Arthur	1947
Cox, Demario A.	2015
Crabb, Michael (mgr)	1957
Cradock, Robert D.	1963-64-65
Craig, Derek D.	2009-11-12
Crake, Eric	1952-53
Crawford, Henry	1934-35-36
Cray, Andy (mgr)	2009-10
Crittendon, Jarvis C.	2007
Crosby, David	1941
Culbreth, Albert W.	1998
Cullen, Matt (mgr)	1971-72
Cunie, Rigdon (mgr)	1950-51
Cushman, H.	1914

D

Dalmyrty, Henry V.	1984-85-86-87
Daugherty, Michael R.	1974
Davis, Bob	1944-45-46
Davis, Robert C.	1973-75
Davis, Tyler A.	2005
Dawson, V.S.	1909
DeLong, George Jr. (mgr)	1963
Dennick, Skinny	1922
Denton, David R.	1958-59-60
Dew, Robert W.	1959-60
Diaz, Papa S.	2006-07
Dickey, Pat Sean M.	2005-06-07
Dieng, Bassirou	2009
Dooewiler, Jay (mgr)	1987-88

Dold, Melvin J.	1948-49-50-51
Domalik, Brian A.	1989-90-91
Doyle, W. Brooks	2013-14-15
Doyle, Johnny	1946
Drummer, Sammy L.	1978-79
Dunn, Mike (mgr)	1999-00
Dyer, Vaughn	1952

E

Ebdon, Joe	1938
Ebholz, Ramon	1922
Eckford, Joe Errol	1922
Eldon, William R.	1962-63-64
Elder, Barry J.	2002-05
Elmsa, Ednor	1994-95-96-97
Elkins, Andrew (mgr)	2009
Emmerling, Fritz (mgr)	1952
Ewing, David W.T.	2002-03

F

Fagg, David (mgr)	1979
Fair, Clay (tr)	1996
Farrall, Terry D.	1972
Farrar, William R.	1922
Favors, Derrick B.	2009-10
Faye, Mouhammad	2007-08
Fein, Shaun R.	2000-01
Ferrell, Duane	1985-86-87-88
Field, Wesley O.	1965-66-67
Floyd, Jason C.	1997-98-99-00
Fondan, Marcus (mgr)	2009-10
Ford, Antoine	1985-87
Fore, Clyde W.	1971-72
Foreman, Nicholas M.	2009-10-11-12
Forrest, James O.	1992-93-94-95
Foster, Richard L.	1974-75-76-77
Foster, Gilbert	1921
Fredrick, Zambolst II	2005-06
Fritch, James L.	1948-49-50-51
Furkenstein, Louis (mgr)	1965-66-67

G

Gaddy, James W.	1992-93
Gardner, Scott	1982
Gaston, Juan V.	1996
Gaston, Robert W.	1994
Geiger, Matthew A.	1991-92
George, Nicholas	1926
Georges-Hunt, Marcus A.	2013-14-15-16
Gier, John K.	1960-61-62
Giaccia, Paul (mgr)	1995-96-97-98
Gladden, B. (mgr)	1972-73
Gladden, R.F.	1909
Glenn, William	1933-34-35
Glover, M. Diondae	1998
Godwin, Paul	1948-49
Golden, Sid	1930
Golden III, Robert W. (Trac)	2014
Goff, Larry	1963
Goff, Chris	1980
Goode, William E. (mgr)	1962
Gooding, Hugh	1930
Goza, Lee	1981-82
Green, Michael D.	1975-76
Gueye, Abdoulaye	2015
Gurry, Colin A.	2014
Guth, Stanley W.	1966-67-68

H

Hagan, Scott (mgr)	1993-94-95-96-97
Haines, Fred	1947
Hall, Frederick	1980-81
Hamilton, Andrew (mgr)	2005-06-07-08
Hamilton, Brady K. (mgr)	2006-07-08-09-10
Hamilton, Hoyt (mgr)	1977-78-79-80
Hammonds, Tom E.	1986-87-88-89
Hansen, Harold	1925-26
Harlicka, Todd C.	1992-93-94-95
Harping, Matthew J.	1995-96-97-98
Harping, Patrick J.	1999-00-01 (mgr), 01 (player)
Harris, Ed	1928
Hart, James	1909
Hayes, Tim	1983-84
Harwell, John	1952-53-54
Haymans, Walter	1938-39-40
Hays, Lawrence	1935-36
Hazelhurst, J.G. (mgr)	1909
Hearn, Tim	1928
Hean, Jim	1942
Heath, Josh S.	2015-16
Heeke, Frank	1930
Helmis, Joe M.	1955-56
Herbert, John L.	1962-64
Heyward, Corey W.	2014-15-16
Hicks, Nathaniel R.	2011-12
Hightower, W.H. (mgr)	1909
Hill, Alex	2009
Hill, Bryan M.	1991-92-93
Hill, Doug	1952
Hill, James E.	1964-66
Hodge, Julian T.	1995-96
Hoffman, John R.	1959-60-61
Hoggie, John M.	1970-71-72
Hoggie, Jim	1980
Holladay, Durand	1944-45
Holliday, James N.	1965
Holsey, Jamison	2011-12-13-14
Horton, Lenard	1977-78-79-80
Howard, Brian	1982
Howard, Clarence	1954
Hoxha, Ivai (mgr)	2011-12-13-14
Hughes, Mack	1955-56 (mgr)
Hunt, Alexander T.	1974-75-76
Hyder, James T. (mgr)	1960-61
Hyder, John C.	1935-36-37
Hyder, John T.	1971-72-73

I

Ingram, Jon E. (mgr)	1968
Inman, Frank Jr.	1958-59
Inman, George W.	1958
Iserhour, Michael	2000-01

J

Jack, Jarrett H.	2003-04-05
Jackson, Tadric D.	2015-16
Jacobs, Nicolas	2016
Jameson, Cecil	1925-26
Jarvis, Emory	1922
Johnson, Billy	1944
Johnson, Harold	1945
Johnson, James W.	1956-57-58
Johnson, William O.	1940-42
Johnston, Bo	1936-37-38
Jones, Alvin, III	1998-99-00-01
Jones, Ben	1936
Jones, B Keith	2005-06
Jones, Ed	1938
Jordan, Bill	1936-37-38
Jordan, Pierre	2012-13
Jorgensen, Travis K	2014-15-16
Josaphat, Yvon	1984-85
Judy, Coleman P.	1965-66-67
Judy, Matt (mgr)	1996-97-98-99-00
Jump, Jimmy	1946

K

Kaiser, Roger A.	1959-60-61
Katz, Kitty	1932
Katz, Matt	1934-35
Keane, Marvin J.	1948-49-50-51
Kelly, C. Ashley	1996-98-99
Kelly, John R., II	1993-95-96
Kelly, Lake D.	1954-55-56
Kerney, Charles H.	1965-66-67
Ketner, Joe (tr)	1998-99-00
Khan, Fred (mgr)	1957
Kidd, Culver	1934-35-36
Kimmel, Robert B.	1954-55-56-57
Kincaid, Kevin	1997-99
Klaer, Drew (mgr)	2011-12-13-14
Klosterman, Dave	1946
Kowski, Henry	1981

L

LaBarrie, Darryl A.	1999-00-01
Lammers, Benjamin W.	2015-16
Lance, Jake	1944
Landry, Frank E.	1961-62
Lane, N. Halston	2001-02
Larner, Will (mgr)	2002-04
Largen, Ben	1927
Laxell, Gari O., Jr.	2008-09-10
Lee, Henry	1981
Leinbach, Richard	1953-54-55-56
Leslie, Carlton	1940-42
Lewis, Marvin A.	2001-04
Liantonio, Giuseppe (mgr)	1990-91-92
Lockwood, Billy (mgr)	1946
Lupton, Dale	1949-50
Lutz, Samuel A. (mgr)	1970
Lytt, Stuart	1981-82

M

MacGregor, Dan	1955
Macintosh, Pablo E.	1997-98
Mackey, Malcolm M.	1990-91, 92-93
Maddox, Michael J.	1995-96-97-98
Mann, John S.	1977-78-79-80
Marsell, Jack K. (mgr)	1983-84-85-86
Marbury, Stephen X.	1996
Maree, Vance	1929
Martin, Michael W.	1975
Martinson, John P.	1985-86-87-88
Matheson, Kenneth	1946
Mathews, George	1992
Mathews, Phil (mgr)	2002
Mauch, H.	1914
Mayer, William G.	1969-70
McArthur, Roy	1930-31-32
McBath, H.	1920
McCain, Andrew G.	1973-74
McCarthy, John M. (mgr)	1966
McClune, Chris (mgr)	2005-06-07-08
McDouglough, W.T.	1914
McFadden, Bob (tr)	1993
McHenry, Anthony D.	2002-05
McNeil, Johnny J.	1989-90
Mearns, Tony (mgr)	1981-82
Medlock, Jan P.	1997-98
Meyer, Gerald J.	1958
Miller, Daniel C.	2011-12-13-14
Miller, Eddie (mgr)	1946
Miller, Maurice A.	2008-09-10-11
Mills, David	1983
Mitchell, Charles	2015-16
Mitchell, L.C.	1914
Moore, Clarence A.	2000, 02-04
Moore, Fred	1923
Moore, Marice D.	1993-94
Moore, Jr., McPherson D.	2011-12
Morison, Bob	1926
Morris, John C.	2011-12-13-14
Morris, Jim (mgr)	1996-97-98-99
Morris, Kevin M.	1997
Morrow, Anthony J.	2005-06-07-08
Morison, Franklin M.	1977-78
Morton, George	1926
Muhammad, Ismail A.	2002-05
Murford, Dillard	1939
Murphy, James	1987-88, 90-91
Murphy, Red	1922
Murphy, Billy B. (mgr)	1976-77-78-79
Murphy, Robert D.	1971-72-73
Murphy, Ryan M.	1995-96
Musser, James A. (mgr)	1976-77-78-79
Myers, E.V.	1909

N

Nass, Alan W.	1961-62-63
Neal, Craig D.	1984, 86-87-88
Neal, Steven G.	1979-80-82
Neal, Winston	1998 (mgr)-99-00-01
Neff, Graham (mgr)	2005-06
Nelson, David F.	2002-04
Nelson, Edward R.	2002-03
New, Dave	1981
Newbill, Ivano M.	1991-92-93-94
Nichols, Jim (mgr)	1998-97-98-99
Nidiffer, Toby F.	1977-78-79-80
Nigg, William R.	1962-63-64
Nihil, Timothy (mgr)	1996-97-98-99
Nolan, Jim	1947-48-49
Noyes, Robert J.	1977-78-79-80
Nystrom, Jim A.	2003-04

O

O'Brien, Dan K.	1978-79-80
O'Callahan, Jimmy	1936
Oliver, Brian Danell	1987-88-89-90
Oliver, Brian Daniel	2010-11
Olitz, Harold	1928
O'Neal, Taylor (mgr)	2010
Ort, Dick	1933
Owens, Jack	1949
Owens, Jack (mgr)	2005-06-07

P

Panders, Peteris (mgr)	1958-59
Parris, Walter	1925
Parrin, John G.	1965-67-68
Partridge, Josh (mgr)	2011-12-13-14
Paxson, Wesley	1943-44, 47
Peacock, Zachery X., II	2007-08-09-10
Pearson, Danny	1983
Pearson, Tom	1946
Peck, Nathan (mgr)	1995
Peck, Stephen C.	1980
Peck, Aaron	2012-13-14-15
Pelff, George	1938
Perkins, Bill	1930
Perry, B. Kyle	1998-99-00
Peters, Kenneth A.	1973-74
Peterson, Charles (mgr)	1953-54
Pethway, Scott	1984-85
Philips, Gary D.	1954-55-57-58
Pinsky, Steve (mgr)	1984-85
Pittman, John (mgr)	1990
Player, Frank	1929
Poole, Johnny	1932-33-34
Poole, Solomon	2013-14
Poole, Jr., Stacey	2013-14
Post, Steven F.	1972-73
Potter, William T.	1959-60
Powell, Julian F.	1980-81-82
Prater, Matt	1992-93
Perinica, Jason	1999
Price, W. Mark	1983-84-85-86
Priestley, Jerry M.	1964-65-66

R

Radford, Charles (mgr)	1952
Raines, Ted	1931
Randall, Philip Y.	1963
Randall, Walter T.	1957-58-59
Randolph, Chase	2011-12-13-14
Ray, Jim	1946
Reichs, Kevin	2010

ALL-TIME NUMERICAL ROSTER

0

Darryl Barnes	1994
Lewis Clinch	2007-09
Mfon Udofia	2010-11-12-13
Charles Mitchell	2015-16

1

B.J. Elder	2002-05
D'Andre Bell	2006
Javaris Citterton	2007
Iman Shumpert	2009-10-11
Julian Royal	2012
Stacey Poole, Jr.	2014
Tadric Jackson	2015-16

2

Darryl Barnes*	1993
Darryl LeBarrie	2000-01
Ismail Muhammad	2002-05
Matt Casey	2002
Pierre Jordan	2012-13
Solomon Poole	2014
Chris Bolden	2015
Adam Smith	2016

*Not a legal number at the time, wore for one game

3

Colin Anderson	1949
Doug Hill	1952
Tommy Taylor	1971-72
John Boshart	1974
Brian Domalik	1990-91
Travis Best	1992-95
Stephon Marbury	1996
Tony Akins	1999-02
Janett Jack	2003-05
Max Miller	2008-09-10-11
Marcus Georges-Hunt	2013-14-15-16

4

Dale Lupton	1949
Bill Cline	1951-52
Dennis Scott	1988-90
Pablo Machado	1997
Alvin Jones	1998-01
Chris Bosh	2003
Ra'Sean Dickey	2005-07
Nick Foreman	2009-10-11-12
Robert Carter, Jr.	2013-14
Demarco Cox	2015

5

Jim Nolan	1948-49
Melvin Dold	1951
Gene Anderson	1952
Bob Murphy	1971-73
Karl Brown	1989-90
James Gaddy	1992-93
Eddie Elisma	1994-97
Dion Glover	1998-99
Clarence Moore	2001-02
Mario West	2004-07
Daniel Miller	2011-12-13-14
Corey Heyward	2015-16

6

Henry Schoening	1949
Mike Austin	1951-52

7

Jack Owens	1949
Joe Keener	1951
John Mansfield	1957

8

Joe Keener	1949
Pete Sias	1951-52

10

James Fritch	1949
Teeter Umstead	1951-52
Terry Randall	1957
Tony Arford	1969
Tommy Taylor	1970
Terry Farrell	1971-72
Mike Bortoff	1973-76
Craig Neal	1984-88
James Gaddy	1991
Drew Barry	1993-96
T.J. Vines	1998-01
Jim Nystrom	2003-04
Tyler Davis	2005
Gary Cage	2006
Lance Storms	2008-09-10-11
Travis Jorgerson	2014-15-16

11

Mickey Sermersheim	1949-51
John Hawell	1952
Larry Good	1967
Rocky Davis	1974-75
Ronnie Keener	1976
Toby Nidiffer	1977-80
Bill Patterson	1981
Bryan Hill	1991-93
Yann Barbic	1994
Gary Saunders	1996-97
Travis Spivey	1998
Shaun Fein	2000-01
David Ewing	2002-03
Will Bynum	2004-05
Steven Wolcott	2006
Mouhammad Faye	2007-08
Sam Shaw	2009
Brian Oliver	2010-11
Aaron Peak	2012
Chris Bolden	2013-14
Josh Heath	2015-16

12

Barry Blomker	1949
Bud Witt	1951
Eric Crake	1952
Ken Peters (#5 on road in 1975)	1974-75
David Mills	1983
Michael Carr	1986
Brian Domalik	1989
Kenny Anderson	1990-91
Ashley Kelly	1999
Luke Schenscher	2002-05
Paco Daw	2006-07
Bassirou Dieng	2009
Kyle Speller	2011
D.J. Spain	2012
Quinton Stephens	2014-15-16

13

Lum Snyder	1952
John Verzyer	1968-70
Brian Oliver	1987-90
Kevin Morris	1997
Darryl LeBarrie	1999-00
D'Andre Bell	2007-08-10
McPherson Moore	2011-12
Robert Sampson	2015

14

Tom Pearson	1949
James Fritch	1951
Vaughan Dyer	1952
Russ Jesse	1954
Ray Schirer (#35 on road in 1975)	1975-77
Brook Steppe	1980-82
David Boisvert	1988
Greg White	1990
Jon Barry	1991-92
Winston Neal	1993-02
Keith Jones	2005-06
Ty Anderson	2007-09
Derrick Favors	2010
Jason Morris	2011-12-13-14

15 • Retired

Barry Blomker	1951
Bill Sennett	1952
Jess Carroll	1954
John Bashart	1972
Donnie Keener	1976
Tico Brown	1977-79
Steve Peck	1980
George Thomas	1981-83
Darryl Barnes	1990-92
Rod Balanis	1993-94
MATT HARPRING	1995-98

16

Paul Godwin	1949
Eric Crake	1951
Bud Witt	1952

17

Robert Riedel	1949
George Morris	1952

18

Jimmy Stewart	1949
Pedant Templeton	1952

19

Benny Register	1949
----------------	------

20 • Retired

Lenny Cohen	1957
Bobby Dews	1959-60
John Herbert	1962-64
Jim Field	1965
Bob Brizendine	1966-68
Brian Howard	1982
Scott Gardner	1983
TOM HAMMONDS	1986-89

21 • Retired

ROGER KAISER	1959-61
--------------	---------

22 • Retired

Jess Carroll	1957
Terry Randall	1958
Pete Rogers	1961
Phil Napp	1962-64
Terry Akins	1967-69
Frank Samoylo	1970-72
Steve Sonnenberg	1973-75
Kerry O'Brian	1977-80
Scott Gardner	1982
JOHN SALLEY	1983-86

23

Ray Blomker	1958-59
Bill Edison	1962-64
Stan Guth	1966-68
Phil Boshart	1973-75
Billy Smith	1976-79
George Thomas	1980
Bud Adams	1985
Michael Christian	1987-88
David Whitmore	1989
Brian Black	1990-91
Marice Moore	1993-94
C.J. Williams	1995
Ken Babul	1997-01
Anthony Morrow	2005-08
Brandon Reed	2012-13
Trac Golden	2014

24

Bill Cohen	1954
Frank Inman	1957
John Gahr	1960-62
R.D. Craddock	1963-65
Phil Wagner	1966-68
Bill Mayer	1969-70
Tom Hyder	1971-73
Jim Wood (#41 on road in 1975)	1975-77
John Williams	1979-80
Scott Petway	1984
James Munlyn	1987-91
Fred Vinson	1992-94
Michael Maddox	1995-98
Marvin Lewis	2001-04
Gary Cage	2006, 08-09
Kammion Holsby	2011-12-13-14

25 • Retired

Ham Stith	1957-58
Pat Drennon	1960
Phil Randall	1962-63
Mike Stenheragall	1964-66
John Parlin	1967
Jim Thorne	1970-71
Yann Barbic	1976
MICKY MORRISON	1983-86

26

Jim Johnson	1957
-------------	------

27

Danny MacGregor	1957
-----------------	------

28

Bobby Kimmel	1954-57
--------------	---------

29

Gary Phillips	1957
---------------	------

30

Dick Lenholt	1954
Buddy Davidson	1957
Bill Potset	1959-61
Charlie Kennedy	1965-67
Howard Thompson	1969-71
Jim Gallman	1972
Anthony Byrd	1982-84
Todd Harlicka	1992-95
Kevin Kincaid	1997-99
Corey Heyward	2014

31

Sam Nunn	1958
Al Mason	1959
Harold Query	1960
Frank Landrey	1961-62
Dan Russell	1965
Bill Tyler	1966-68
Rich Vinton	1971-72
Willie Reese	1985-89
Greg White	1991-92
Shawn Jones	1993
C.J. Williams	1994
Ryan Murphy	1996-97
Pablo Machado	1998
Alex Loyka	2000
Gari Lawal	2008-09-10
Aaron Peak	2013-14-15

32

George Inman	1958
Kath Weekly	1961-63
Pete Caldwell	1965
Fred Hall	1980
Tommy Lee	1988
John Hoggle	1970-72
Steve Sherbak	1973-75
Bill Allgood	1977
Dave Kowalski	1981
John Martinson	1985-88
Malcolm Mackey	1990-93
Juan Gaston	1996
Kyle Perry	1998-00
Ed Nelson	2002-03
Jeremis Smith	2005-08
Brooks Doyle	2013-14-15
Nick Jacobs	2016

33

Larry Golf	1968-69
Clyde Fore	1970
Bob Schmidt	1972
Harry Allen	1973-76
Sammy Drummer	1979
Steve Shaw	1980-82
Duane Ferrell	1983
Duane Ferrell	1985-88
Ivano Newbill	1990-94
Bryan Brennan	1996-97
Steve Economos	1998
Jason Prentice	1999
Halston Lane	2001-02
Thaddeus Young	2007
Derek Craig	2011-12
James White	2016

34

Dave Clark	1966
Bob Seemer	1968-70
George Small	1971-72
Randy Foster	1975-77
Lenny Horton	1979-80
Fred Hall	1981
Jack Mansell	1983-86
David Whitmore	1988
Rod Balanis	1990-91
James Forrest	1992-95
Jason Floyd	1997-00
Robert Brooks	2001-04
Brad Sheehan	2008-09-10
Abdoulaye Gueye	2015

35

John Partin	1966
Jack Washington	1976
Maurice Bradford	1982-83
Yann Barbic	1995
Zam Fredrick	2005-06
Zachery Peacock	2007-08-09-10

40 • Retired

Gary Phillips	1958
Charlie Spooner	1961-64
John Arnold	1965
John White	1966
Dave Clark	1967-68
RICH YUNKUS	1969-71

41

Dave Denton	1958-60
Tom Bowling	1966-67
Ken Davis	1969-71
Dean Reeves	1972
Preston Campbell	1973
Brian Gemberling	1991
Ryan Murphy	1995
Paul Troit	1997-00
Alade Aminu	2006
Glen Rice, Jr.	2010-11-12
Colin Gurry	2014

42

Curt Bryant	1958
Bucky Sowers	1960-62
Pres Judy	1964-67
Tommy Wilson	1969-71
Andy McCain	1973-74
Mike Martin	1975-76
Rob Noyes	1977-80
Lee Goza	1982
Anthony Sherrod	1986-89
Rod Balanis	1992
Kath Kenney	1993
John Kelly	1994
Ajani Williams	1996
Omar Cassidy	1997
Clarence Moore	2000, 04
Nate Hicks	2011-12
Rand Rowland	2015-16

43

Tom Chambers	1959
Roger Casada	1961-62
Pete Thorne	1966-68
Bob MacDonald	1969
Clyde Fore	1971-72
Tom Hunt	1974-76
Mickey Morrison	1977
Steve Neal	1979-80
Oreg Wilson	1981-84
Bryan Brennan	1985
Henley Hayes	1987
Ron Warner	2014

44

John Hoffman	1959-61
Ron Schaff	1963-65
Ted Tomassovich	1966-69
Steve Post	1972-74
Mike Green	1975-76
Brook Steppe	1979
Stu Lyon	1982
Tim Harvey	1983-94
Antoine Ford	1985-87
Johnny McNeil	1989-90
John Kelly	1993-96
Jan Medlock	1997-98
Michael Isenhour	2000-01
Theodore Tanner	2003-06
Alade Aminu	2007-09
Sam Shaw	2010
Ben Lammers	2015-16

45

Jerry Meyer	1958
Newt Holloway	1965-67
Waymon Christopher (#4 on road)	1975
Reggie Spruill	1976
John Mann	1977-80
Bruce Dahmple	1984-87
Bucky Hodge	1995-96
Bert Outbreth	1998
Solomon Poole	2013

50

Frank Inman	1958-59
Alan Nass	1961-63
Wes Field	1965-67
Alan Tison	1968-70

51

Jim Johnson	1958
Boogie Hill	1964-66
Karl Birns	1972
Patrick Harpring	2001
David Nelson	2002-04

52

Wayne Richards	1959-61
Jim Caldwell	1964-65
Ray Ridenour	1966-69
Craig Nelson	1971</

STARTING LINEUPS SINCE 1943-44

1943-44 (14-4)

F	Bill Johnson	6-1	So.
F	Dick Collier	6-1	Fr.
C	Wes Paxson	6-4	Fr.
G	Frank Broyles	6-2	Fr.
G	Durand Holladay	6-1	Jr.

1944-45 (11-6)

F	Billy Williams	6-2	Sr.	9.6
F	Dick Collier	6-1	So.	10.0
C	Bobby Davis	6-6	Jr.	6.4
G	Frank Broyles	6-2	So.	8.8
G	Durand Holladay	6-1	Sr.	10.0

1945-46 (10-11)

F	Johnny Doyle	6-5	So.
F	Bobby Davis	6-6	Fr.
C	Jim Nolan	6-8	Sr.
G	Frank Broyles	6-2	Jr.
G	Ramon Echols	5-9	So.

1946-47 (12-11)

F	Wes Paxson	6-4	Sr.	13.3
F	Dick Collier	6-1	Sr.	6.7
C	Jim Nolan	6-8	So.	7.6
G	Frank Broyles	6-2	So.	10.4
G	Colin Anderson	6-3	Fr.	7.4

1947-48 (12-16)

F	Joe Keener	6-3	Fr.	7.8
F	Melvin Dold	6-2	Fr.	10.4
C	Jim Nolan	6-8	Jr.	13.9
G	Mickey Sermersheim	5-10	Fr.	6.8
G	Colin Anderson	6-3	So.	10.7

1948-49 (11-13)

F	Joe Keener	6-3	So.
F	Melvin Dold	6-2	So.
C	Jim Nolan	6-8	Sr.
G	Mickey Sermersheim	5-10	So.
G	Colin Anderson	6-3	Jr.

1949-50 (14-13)

F	Joe Keener	6-3	Jr.	9.0
F	Melvin Dold	6-2	Jr.	11.1
C	Bill Cline	6-6	So.	9.0
G	Mickey Sermersheim	5-10	Jr.	9.6
G	Colin Anderson	6-3	Sr.	10.8

1950-51 (8-19)

F	Joe Keener	6-3	Sr.	9.9
F	Pete Silas	6-6	So.	11.7
C	Bill Cline	6-6	Jr.	9.3
G	Mickey Sermersheim	5-10	Sr.	5.8
G	Teeter Umstead	6-0	Jr.	8.9

Top Sub				
G	Melvin Dold	6-2	Sr.	8.4

1951-52 (7-16)

F	Bill Sennett	6-2	So.	2.7
F	Pete Silas	6-6	Jr.	17.1
C	Bill Cline	6-6	Sr.	10.7
G	Eric Crake	5-10	Jr.	7.2
G	Teeter Umstead	6-0	Sr.	14.2

1952-53 (5-17)

F	Gene Anderson	6-2	Sr.	4.1
F	Pete Silas	6-6	Sr.	17.0
C	Bill Cohen	6-6	Fr.	7.3
G	Eric Crake	5-10	So.	6.4
G	Johnny Harwell	6-1	Sr.	4.3

1953-54 (2-22)

F	Gene Anderson	6-2	Sr.	2.4
F	Pete Silas	6-6	Sr.	17.0
C	Bill Cohen	6-6	So.	10.2
G	Eric Crake	5-10	Sr.	10.1
G	Johnny Harwell	6-1	Sr.	7.6

Top Sub				
G	Howard Shead	6-0	Jr.	8.9

1954-55 (12-13)

F	Lenny Cohen	6-6	So.	12.7
F	Bill Cohen	6-6	Jr.	9.6
C	Dick Lenholt	6-6	Jr.	10.0
G	Bobby Kimmel	6-3	So.	14.4
G	Joe Helms	5-10	Jr.	14.5

1955-56 (12-11)

F	Lenny Cohen	6-6	Jr.	12.4
F	Bill Cohen	6-6	Sr.	8.6
C	Dick Lenholt	6-6	Sr.	7.7
G	Bobby Kimmel	6-3	Jr.	19.8
G	Joe Helms	5-10	Sr.	17.1

1956-57 (18-8)

F	Gary Phillips	6-1	Jr.	7.5
F	Bobby Kimmel	6-3	Sr.	15.1
C	Lenny Cohen	6-6	Sr.	13.4
G	Bud Blenker	5-10	So.	16.4
G	Terry Randall	5-10	So.	16.1

1957-58 (15-11)

F	Gary Phillips	6-1	Sr.	7.3
F	Dave Denton	6-3	So.	12.0
C	Frank Inman	6-6	So.	8.4
G	Bud Blenker	5-10	Jr.	17.4
G	Terry Randall	5-10	Jr.	16.3

Top Sub				
C-F	Jim Johnson	6-6	Sr.	8.0

1958-59 (17-9)

F	Roger Kaiser	6-1	So.	14.7
F	Dave Denton	6-3	Jr.	9.4
C	Frank Inman	6-7	Jr.	6.1
G	Bud Blenker	5-10	So.	14.9
G	Terry Randall	5-10	Sr.	14.0

Top Sub				
C-F	Wayne Richards	6-7	So.	7.5

1959-60 (22-6)

F	Wayne Richards	6-7	Jr.	8.9
F	Dave Denton	6-3	Sr.	15.0
C	Jim Riley	6-8	Sr.	3.9
G	Bobby Dews	5-11	Jr.	8.8
G	Roger Kaiser	6-1	Jr.	22.8

1960-61 (13-13)

F	Wayne Richards	6-7	Sr.	5.5
F	Mike Tomasovich	6-4	So.	3.7
C	Alan Nass	6-6	So.	6.7
G	Frank Landrey	5-8	So.	4.8
G	Roger Kaiser	6-1	Sr.	23.4

Top Subs				
F	Keith Weekly	6-3	So.	8.7
G	John Hoffman	6-0	Sr.	3.9

1961-62 (10-16)

F	Josh Powell	6-6	Sr.	10.2
F	Mike Tomasovich	6-4	Jr.	13.2
C	Alan Nass	6-6	Jr.	9.7
G	Frank Landrey	5-8	Jr.	8.3
G	John Herbert	5-9	So.	7.8

Top Sub				
G	Bill Edson	6-1	So.	8.4

1962-63 (21-5)

F	Alan Nass	6-6	Sr.	6.9
F	Mike Tomasovich	6-4	Sr.	10.2
C	Jim Caldwell	6-9	So.	13.7
G	R.D. Craddock	5-11	So.	8.2
G	Keith Weekly	6-3	Jr.	8.3

Top Sub				
G	Ron Scharf	6-3	So.	8.3

1963-64 (17-9)

F	Charlie Spooner	6-2	Sr.	8.0
F	Ron Scharf	6-3	Jr.	12.6
C	Jim Caldwell	6-10	Jr.	14.0
G	R.D. Craddock	5-11	Jr.	13.6
G	Bill Edson	6-1	Sr.	9.5

1964-65 (14-11)

F	Pres Judy	6-3	So.	10.7
F	Ron Scharf	6-3	Sr.	10.5
C	Jim Caldwell	6-10	Sr.	17.4
G	R.D. Craddock	5-11	Sr.	15.2
G	Charles Kenney	6-1	So.	10.5

1965-66 (13-13)

F	Pres Judy	6-3	Jr.	12.3
F	Dave Clark	6-4	So.	8.8
C	Pete Thorne	6-4	So.	12.4
G	Phil Wagner	6-2	So.	14.9
G	Pete Caldwell	6-1	Sr.	5.3

Top Sub				
G	Charles Kenney	6-1	Jr.	7.9

1966-67 (17-9)

F	Pres Judy	6-3	Sr.	16.5
F	Dave Clark	6-4	Jr.	8.9
C	Pete Thorne	6-4	Jr.	9.8
G	Phil Wagner	6-2	Jr.	19.5
G	Ted Tomasovich	6-3	So.	12.5

Top Sub				
G	Stan Guth	5-11	Jr.	8.8

1967-68 (12-13)

F	Ted Tomasovich	6-3	Jr.	10.6
F	Dave Clark	6-4	Sr.	12.9
C	Bob Seemer	6-7	So.	9.3
G	Phil Wagner	6-2	Sr.	19.6
G	Stan Guth	5-11	Sr.	7.7

Top Sub				
C-F	Pete Thorne	6-4	Sr.	10.9

1968-69 (12-13)

F	Ted Tomasovich	6-3	Sr.	15.0
F	Bob Seemer	6-7	Jr.	13.2
C	Rich Yunkus	6-10	So.	24.1
G	Jim Thorne	6-3	So.	6.4
G	John Verzyer	6-2	Jr.	5.1

1969-70 (17-10)

F	Bill Mayer	6-4	Sr.	12.2
F	Bob Seemer	6-7	Sr.	12.6
C	Rich Yunkus	6-10	Jr.	30.1
G	Jim Thorne	6-2	Jr.	10.3
G	John Hoggie	6-0	So.	4.4

1970-71 (23-9)

F	Bob Murphy	6-2	So.	10.8
F	Howard Thompson	6-4	Sr.	3.8
C	Rich Yunkus	6-10	Sr.	25.5
G	Jim Thorne	6-3	Sr.	13.2
G	Frank Samoylo	6-1	Jr.	7.5

Top Sub				
F	Tommy Wilson	6-7	Sr.	8.5

1971-72 (6-20)

F	Bob Murphy	6-2	Jr.	10.3
F	Steve Post	6-6	So.	15.2
C	Karl Binns	6-7	Sr.	8.8
G	John Hoggie	6-1	Sr.	6.8
G	Frank Samoylo	6-1	Sr.	15.4

Top Sub				
F	Tom Hyder	6-5	Jr.	5.0

1972-73 (7-18)

F	Andy McCan	6-8	Jr.	14.9
F	Bob Davis	6-6	Fr.	9.2
C	Steve Post	6-6	Jr.	8.6
G	Bob Murphy	6-2	Sr.	9.6
G	Steve Sherbak	6-2	Jr.	9.6

Top Sub				
F	Steve Sonnenberg	6-5	So.	7.3

1973-74 (5-21)

F	Harry Allen	6-4	So.	9.7
F	Trot Hunt	6-4	Jr.	8.3
C	Jim Wood	6-8	Fr.	11.1
G	Ray Schnitzer	5-11	Fr.	7.2
G	Steve Sherbak	6-2	Sr.	9.5

1974-75 (11-15)

F	Bob Davis	6-6	Jr.	9.3
F	Mike Green	6-5	Jr.	9.8
C	Jim Wood	6-8	So.	15.0
G	Ray Schnitzer	5-11	So.	11.8
G	Mike Bottorff	5-11	Jr.	13.9

1975-76 (13-14)

F	Harry Allen	6-4	Sr.	9.9
F	Mike Green	6-5	Sr.	9.2
C	Jim Wood	6-8	Jr.	14.7
G	Ray Schnitzer	5-11	Jr.	6.1
G	Mike Bottorff	5-11	Sr.	14.3

1976-77 (18-10)

F	Tico Brown	6-5	So.	16.4
F	Randy Foster	6-7	Sr.	7.7
C	Jim Wood	6-8	Sr.	14.1
G	Ray Schnitzer	5-11	Sr.	5.8
G	Billy Smith	6-0	So.	8.0

1977-78 (15-12)

F	Lenny Horton	6-7	So.	10.9
F	Sammy Drummer	6-5	Jr.	21.0
C	Bill Allgood	6-7	Sr.	8.6
G	Tico Brown	6-5	Jr.	16.1
G	Billy Smith	6-1	Jr.	7.4

1978-79 (17-9)

F	Lenny Horton	6-7	Jr.	13.0
F	Sammy Drummer	6-5	Sr.	23.7
C	Rob Noyes	6-8	Jr.	5.2
G	Tico Brown	6-5	Sr.	15.9
G	Billy Smith	6-1	Sr.	6.1

Top Sub

STARTING LINEUPS SINCE 1943-44

1996-97 (9-18)

F	Michael Maddox	6-9	Jr.	9.7
F	Matt Harpring	6-7	Jr.	19.0
C	Eddie Elisma	6-9	Sr.	9.7
G	Gary Saunders	6-5	So.	11.6
G	Kevin Morris	5-11	Fr.	5.9

Top Subs

G/F	Jon Babul	6-7	Fr.	2.2
G	Jason Floyd	6-6	Fr.	3.9
C	Pablo Machado	6-10	Fr.	1.9

1997-98 (19-14)

F	Michael Maddox	6-9	Sr.	13.2
F	Matt Harpring	6-7	Sr.	21.6
C	Alvin Jones	6-11	Jr.	6.8
G	Dion Glover	6-5	Fr.	18.4
G	Travis Solvey	6-3	Fr.	5.7

Top Subs

G	T.J. Vines	5-10	Fr.	2.6
G	Jason Floyd	6-6	So.	6.4

1998-99 (15-16)

F	Jason Collier	7-0	Jr.	17.2
F	Jon Babul	6-7	So.	5.3
C	Alvin Jones	6-11	So.	12.7
G	Jason Floyd	6-6	Jr.	13.5
G	Tony Akins	5-11	Fr.	11.3

Top Subs

G	T.J. Vines	5-10	So.	6.6
G	Darryl LaBarrie	6-3	So.	3.5

1999-2000 (13-17)

F	Jason Collier	7-0	Sr.	17.0
F	Jason Floyd	6-6	Sr.	9.4
C	Alvin Jones	6-11	Jr.	9.7
G	Tony Akins	5-11	So.	11.5
G	Shawn Fein	6-3	Jr.	10.6

Top Subs

G	T.J. Vines	5-10	Jr.	4.4
F	Clarence Moore	6-4	Fr.	4.8
F	Jon Babul	6-7	Jr.	3.6

2000-01 (17-13)

F	Jon Babul	6-7	Sr.	5.6
F	Marvin Lewis	6-3	Fr.	8.7
C	Alvin Jones	6-11	Jr.	13.4
G	Tony Akins	5-11	Jr.	14.5
G	Shawn Fein	6-3	Sr.	13.3

Top Subs

G	Darryl LaBarrie	6-3	Sr.	5.6
G	T.J. Vines	5-10	Sr.	3.9
F	Halston Lane	6-4	Fr.	6.8

2001-02 (15-16)

F	Clarence Moore	6-5	So.	9.4
C	Ed Nelson	6-7	Fr.	8.5
G	Tony Akins	5-11	Sr.	17.0
G	Marvin Lewis	6-4	So.	10.9
G	B.J. Elder	6-3	Fr.	9.9

Top Subs

F	Isma'il Muhammad	6-5	Fr.	7.1
F	Halston Lane	6-5	So.	6.1
C	Luke Schenschler	7-0	Fr.	4.8

2002-03 (16-15)

F	Chris Bosh	6-10	Fr.	15.6
C	Luke Schenschler	7-1	So.	3.7
G	Ed Nelson	6-8	So.	8.1
G	B.J. Elder	6-4	So.	15.0
G	Jarrett Jack	6-3	Fr.	9.5
G	Marvin Lewis	6-4	Jr.	12.2

Top Subs

F	Isma'il Muhammad	6-6	So.	5.9
F	Theodis Tarver	6-9	Fr.	2.8

2003-04 (28-10)

F	Anthony McHenry	6-7	Jr.	3.4
C	Luke Schenschler	7-1	Jr.	9.2
G	Jarrett Jack	6-3	So.	12.5
G	Marvin Lewis	6-4	Sr.	11.0
G	B.J. Elder	6-4	Jr.	14.9

Top Subs

G	Will Bynum	6-0	Jr.	9.6
F	Clarence Moore	6-5	Sr.	5.9
F	Isma'il Muhammad	6-6	Jr.	9.3

2004-05 (20-12)

F	Anthony McHenry	6-7	Sr.	3.8
C	Luke Schenschler	7-1	Sr.	10.1
G	B.J. Elder	6-4	Sr.	12.6
G	Jarrett Jack	6-3	Jr.	15.5
G	Will Bynum	6-0	Sr.	12.5
F	Isma'il Muhammad	6-6	Jr.	8.4

Top Subs

G	Anthony Morrow	6-5	Fr.	5.7
C	Ra'Sean Dickey	6-9	Fr.	5.1

2005-06 (11-17)

F	Jeremis Smith	6-6	So.	11.0
C	Ra'Sean Dickey	6-9	So.	10.1
G	Anthony Morrow	6-5	So.	16.0
G	Mario West	6-4	Jr.	5.2
G	Zam Fredrick	6-0	So.	10.6

Top Subs

C	Theodis Tarver	6-9	Sr.	3.1
G	Lewis Clinch	6-3	Fr.	8.9
G	D'Andre Bell	6-5	Fr.	3.9

2006-07 (20-12)

F	Jeremis Smith	6-8	Jr.	8.3
F	Thaddeus Young	6-8	Fr.	14.4
C	Ra'Sean Dickey	6-10	Jr.	8.1
G	Anthony Morrow	6-5	Jr.	9.9
G	Javaris Crittenton	6-5	Fr.	14.4

Top Subs

G	Mario West	6-5	Sr.	4.7
F/C	Zachery Peacock	6-8	Fr.	5.5
F/C	Alade Aminu	6-10	So.	5.4

2007-08 (15-17)

F	Jeremis Smith	6-8	Sr.	10.5
F	Gani Lawal	6-9	Fr.	7.2
G	D'Andre Bell	6-5	Jr.	6.6
G	Anthony Morrow	6-5	Sr.	14.3
G	Maurice Miller	6-1	Fr.	8.1

Top Subs

G	Lewis Clinch	6-3	Jr.	9.0
G	Matt Causey	6-0	Sr.	7.2
F	Alade Aminu	6-10	Jr.	6.0

2008-09 (12-19)

F	Zachery Peacock	6-8	Jr.	9.2
F	Gani Lawal	6-9	So.	15.1
G	Lewis Clinch	6-3	Sr.	15.5
G	Iman Shumpert	6-5	Fr.	10.6
G	Maurice Miller	6-1	So.	8.1

Top Subs

F	Alade Aminu	6-10	Sr.	11.8
G	Lance Storms	6-5	So.	4.1

2009-10 (23-13)

F	Derrick Favors	6-10	Fr.	12.4
F	Gani Lawal	6-9	Jr.	13.1
G	D'Andre Bell	6-6	Sr.	6.1
G	Iman Shumpert	6-5	So.	10.0
G	Glen Rice, Jr.	6-5	Fr.	5.4

Top Subs

F	Zachery Peacock	6-8	Jr.	9.2
G	Maurice Miller	6-1	Jr.	3.9
G	Brian Oliver	6-6	Fr.	7.1

2010-11 (13-18)

F/G	Brian Oliver	6-6	So.	10.5
F/G	Glen Rice, Jr.	6-5	So.	12.8
C	Daniel Miller	6-11	Fr.	4.4
G	Iman Shumpert	6-5	Jr.	17.3
G	Maurice Miller	6-2	Sr.	6.0

Top Subs

F	Kammeon Holsey	6-8	Fr.	3.4
F	Jason Morris	6-5	Fr.	6.0
F	Lance Storms	6-5	Sr.	2.6
G	Mfon Udofia	6-2	So.	6.7

2011-12 (11-20)

F/G	Jason Morris	6-5	So.	7.8
F	Kammeon Holsey	6-8	So.	9.4
C	Daniel Miller	6-11	So.	8.1
G	Mfon Udofia	6-2	Jr.	9.9
G	Brandon Reed	6-3	So.	7.5

Top Subs

F	Julian Royal	6-7	Fr.	4.4
G	Pierre Jordan	6-0	Gr.	1.5
G/F	Nick Foreman	6-4	Sr.	1.5
G/F	Glen Rice, Jr.	6-5	Jr.	13.0

2012-13 (16-15)

F/G	Marcus Georges-Hunt	6-5	Fr.	10.8
F	Robert Carter, Jr.	6-8	Fr.	9.9
C	Daniel Miller	6-11	Jr.	8.4
G	Mfon Udofia	6-2	Sr.	8.3
G	Chris Bolden	6-3	Fr.	7.3

Top Subs

F	Kammeon Holsey	6-8	Jr.	8.8
G	Brandon Reed	6-3	Jr.	5.2
F	Jason Morris	6-5	Jr.	3.7

2013-14 (16-17)

F/G	Marcus Georges-Hunt	6-5	So.	10.8
F	Robert Carter, Jr.	6-8	So.	9.9
C	Daniel Miller	6-11	Sr.	8.4
G	Trae Golden	6-2	Sr.	13.3
G	Corey Heyward	6-1	Fr.	1.0

Top Subs

F	Kammeon Holsey	6-8	Sr.	7.5
G	Chris Bolden	6-3	So.	5.4
F	Quinton Stephens	6-8	Fr.	3.6

2014-15 (12-19)

F/G	Marcus Georges-Hunt	6-5	Jr.	13.6
F	Robert Sampson	6-8	Sr.	5.5
C	Demarco Cox	6-8	Sr.	8.8
G	Tadric Jackson	6-2	Fr.	5.4
G	Travis Jorgenson	6-0	r-Fr.	3.7

Top Subs

F	Charles Mitchell	6-8	Jr.	9.8
G	Quinton Stephens	6-9	So.	6.0
G	Chris Bolden	6-3	Jr.	6.9
G	Josh Heath	6-2	So.	4.3

2015-16 (21-15)

F	Charles Mitchell	6-8	Sr.	10.1
F	Nick Jacobs	6-8	Sr.	10.5
F	Quinton Stephens	6-9	Jr.	5.0
G	Marcus Georges-Hunt	6-5	Sr.	16.7
G	Adam Smith	6-2	Sr.	15.0

Top Subs

G	Josh Heath	6-2	Jr.	2.7
G	Tadric Jackson	6-2	So.	4.7
F	James White	6-8	Sr.	3.5
G	Travis Jorgenson	6-0	r-Fr.	3.7

HEAD COACHING HISTORY

Coach	Tenure	Yrs	W-L	Pct
Chapman	1905-06	1	2-1	.667
John Heisman	1908-09, 1912-14	3	9-14	.391
William Alexander	1919-20, 1922-24	4	36-38	.486
Joe Bean	1920-21	1	4-10	.286
Harold Hansen	1924-26	2	10-23	.303
Roy Mundorff	1926-43	17	172-134	.562
Dwight Keith	1943-46	3	35-21	.625
Roy McArthur	1946-51	5	57-72	.442
John "Whack" Hyder	1951-73	22	292-271	.519
Dwane Morrison	1973-81	8	91-122	.427
Bobby Cremins	1981-2000	19	354-237	.599
Paul Hewitt	2000-11	11	190-162	.540
Brian Gregory	2011-16	5	76-86	.469
Josh Pastner	2016-present	0-0		.000

ASSISTANT COACHES BY SEASON

1948-49	John Hyder	1994-95	Kevin Cantwell, Dereck Whittenburg, Jimmy Hebron
1950-51	John Hyder	1995-96	Kevin Cantwell, Dereck Whittenburg, Gary Leiner
1955-56	Bryon Gilbreath	1996-97	Kevin Cantwell, Dereck Whittenburg, Gary Leiner
1956-57	Bryon Gilbreath, Sonny Stevens	1997-98	Kevin Cantwell, Dereck Whittenburg, Gary Leiner
1957-58	Bryon Gilbreath, Sonny Stevens	1998-99	Kevin Cantwell, Dereck Whittenburg, Gary Leiner
1958-59	Bryon Gilbreath, Sonny Stevens	1999-00	Kevin Cantwell, Willie Reese, Mark Price
1959-60	Bryon Gilbreath, Sonny Stevens	2000-01	Dean Keener, Willie Reese, Cliff Warren
1960-61	Bryon Gilbreath	2001-02	Dean Keener, Willie Reese, Cliff Warren
1961-62	Bryon Gilbreath	2002-03	Dean Keener, Willie Reese, Cliff Warren
1962-63	Bryon Gilbreath	2003-04	Dean Keener, Willie Reese, Cliff Warren
1963-64	Bryon Gilbreath	2004-05	Willie Reese, Cliff Warren, Peter Zaharis
1964-65	Bryon Gilbreath, Dwane Morrison	2005-06	John O'Connor, Charlton Young, Peter Zaharis
1965-66	Bryon Gilbreath, Dwane Morrison	2006-07	John O'Connor, Charlton Young, Peter Zaharis
1966-67	Bryon Gilbreath, Dwane Morrison, Eddie Jackel	2007-08	John O'Connor, Charlton Young, Peter Zaharis
1967-68	Bryon Gilbreath, Dwane Morrison, Eddie Jackel	2008-09	John O'Connor, Charlton Young, Peter Zaharis
1968-69	Bryon Gilbreath, Dwane Morrison, Eddie Jackel	2009-10	Darryl LaBarrie, John O'Connor, Peter Zaharis
1969-70	Bryon Gilbreath, Dwane Morrison, Eddie Jackel	2010-11	Darryl LaBarrie, Robert McCullum, Peter Zaharis
1970-71	Bryon Gilbreath, Donald Clifton, Eddie Jackel	2011-12	Chad Dollar, Josh Pastorino, Billy Schmidt
1971-72	Bryon Gilbreath, Donald Clifton	2012-13	Chad Dollar, Josh Pastorino, Billy Schmidt
1972-73	Bryon Gilbreath, Donald Clifton	2013-14	Chad Dollar, Josh Pastorino, Billy Schmidt
1973-74	Bryon Gilbreath, Jay Nidiffer	2014-15	Chad Dollar (assoc. head coach), Tom Herrion, Mamadou N'Diaye
1974-75	Bryon Gilbreath, Jay Nidiffer	2015-16	Ch

YEAR-BY-YEAR AT-A-GLANCE

Year	Coach	Captain(s)	W-L	Conf.
1906	Chapman	Wert	2-1	
1909	John Heisman	Val Dawson	1-6	
1910-12	No teams			
1913	John Heisman	J.T.L. Brown	2-6	
1914	John Heisman	Forbes Bradley	6-2	
1915-19	No teams			
1920	William Alexander	G.R. Frazer	7-10	
1921	Joe Bean	A.H. Staton	4-10	
Tech enters Southern Conference				
1922	William Alexander	J.D. Brewster	11-6	
1923	William Alexander	E.L. Jenks	9-9	
1924	William Alexander	R.W. Roane	9-13	
1925	Harold Hansen	Fred Moore	4-12	
1926	Harold Hansen	George Wilder	6-11	
1927	Roy Mundorff	Dynamite Wilder	17-10	
1928	Roy Mundorff	Nick George	10-7	
1929	Roy Mundorff	Hank Heeke	15-6	
1930	Roy Mundorff	Sid Goldin	10-13	
1931	Roy Mundorff	H.F. Wages	11-13	
1932	Roy Mundorff	Unknown	7-6	
Tech enters Southeastern Conference				
1933	Roy Mundorff	Unknown	9-6	7-6
1934	Roy Mundorff	Unknown	6-12	4-9
1935	Roy Mundorff	Billy Glenn	6-8	5-5
1936	Roy Mundorff	Unknown	10-8	8-6
1937	Roy Mundorff	Whack Hyder	13-2	10-0
1938*	Roy Mundorff	Bo Johnston	18-2	12-2
1939	Roy Mundorff	Lester Anderson	6-9	4-8
1940	Roy Mundorff	Walter Haymans	7-8	6-7
1941	Roy Mundorff	Carlton Lewis	8-11	4-9
1942	Roy Mundorff	Carlton Lewis	8-8	4-8
1943	Roy Mundorff	Jake Lance	11-5	7-5
1944	Dwight Keith	Wes Paxson	14-4	3-1
1945	Dwight Keith	Frank Broyles	11-6	9-5
1946	Dwight Keith	Bob Davis	10-11	6-7
1947	Roy McArthur	Herb Bergman	12-11	6-6
1948	Roy McArthur	Unknown	12-16	9-11
1949	Roy McArthur	Jim Nolan	11-13	7-10
1950	Roy McArthur	Unknown	14-13	7-9
1951	Roy McArthur	Mickey Sermersheim	8-19	7-12
1952	Whack Hyder	Teeter Umstead	7-15	5-13
1953	Whack Hyder	Pete Silas	5-17	4-9
1954	Whack Hyder	John Harwell	2-22	0-14
1955	Whack Hyder	Bobby Kimmel	12-13	7-7
1956	Whack Hyder	Bobby Kimmel	12-11	6-8
1957	Whack Hyder	Bobby Kimmel	18-8	9-5
1958	Whack Hyder	Terry Randall, Jim Johnson, Gary Phillips	15-11	7-7
1959	Whack Hyder	Terry Randall	17-9	9-5
1960#	Whack Hyder	Roger Kaiser	22-6	11-3
1961	Whack Hyder	Roger Kaiser	13-13	6-8
1962	Whack Hyder	Josh Powell	10-16	4-10
1963	Whack Hyder	Alan Nass	21-5	10-4
1964	Whack Hyder	R.D. Craddock	17-9	9-5
Tech leaves Southeastern Conference				
1965	Whack Hyder	R.D. Craddock	14-11	
1966	Whack Hyder	Pres Judy	13-13	
1967	Whack Hyder	Pres Judy	17-9	
1968	Whack Hyder	Phil Wagner	12-13	
1969	Whack Hyder	Ted Tomasovich	12-13	
1970%	Whack Hyder	Rich Yunkus	17-10	
1971%	Whack Hyder	Jim Thorne	23-9	
1972	Whack Hyder	Frank Samoylo	6-20	
1973	Whack Hyder	Peanut Murphy	7-18	
1974	Dwane Morrison	Steve Sonnenberg	5-21	
1975	Dwane Morrison	Steve Sonnenberg, Preston Campbell	11-15	
Tech enters Metro Conference				

All-Time Record

1,328-1,191 (.527)

Winning/Losing/.500 seasons 52/45/4

All-Time SEC Record 212-224 (32 seasons)

SEC Championships 1 (1938)

All-Time Metro Record 9-10 (3 seasons)

All-Time ACC Record (Reg. season) 234-342 (37 seasons)

ACC Regular-Season Championships 2 (1985-T, 1996)

ACC Tournament Championships 3 (1985, 1990, 1993)

NCAA 16 (1960, 1985, 1986, 1987, 1988, 1989, 1990, 1991, 1992, 1993, 1996, 2001, 2004, 2005, 2007, 2010)

NIT 8 (1970, 1971, 1984, 1994, 1998, 1999, 2003, 2016)

Year	Coach	Captain(s)	W-L	Conf.
1976	Dwane Morrison	Harry Allen, Mike Bottorff	13-14	0-1
1977	Dwane Morrison	Ray Schnitzer	18-10	3-3
1978	Dwane Morrison	Bill Allgood	15-12	6-6

Tech leaves Metro Conference

1979	Dwane Morrison	Tico Brown, Sammy Drummer, Billy Smith	17-9	
------	----------------	--	------	--

Tech enters Atlantic Coast Conference

1980	Dwane Morrison	Lenny Horton	8-18	1-13/8th
1981	Dwane Morrison	None	4-23	0-14/8th
1982	Bobby Cremins	Brook Steppe, Stu Lyon	10-16	3-11/8th
1983	Bobby Cremins	George Thomas, Maurice Bradford	13-15	4-10/6th
1984%	Bobby Cremins	Mark Price, John Salley	18-11	6-8/T5th
1985+%	Bobby Cremins	Mark Price, John Salley	27-8	9-5/T1st
1986#	Bobby Cremins	Mark Price, John Salley	27-7	11-3/2nd
1987#	Bobby Cremins	Bruce Dalrymple	16-13	7-7/5th
1988#	Bobby Cremins	Duane Ferrell	22-10	8-6/4th
1989#	Bobby Cremins	Tom Hammonds	20-12	8-6/5th
1990+##	Bobby Cremins	Brian Oliver	28-7	8-6/T3rd
1991#	Bobby Cremins	Brian Domalik, James Munlyn	17-13	6-8/T5th
1992#	Bobby Cremins	Jon Barry, Greg White	23-12	8-8/T4th
1993+%	Bobby Cremins	Ivano Newbill, Malcolm Mackey	19-11	8-8/6th
1994%	Bobby Cremins	Ivano Newbill	16-13	7-9/6th
1995	Bobby Cremins	Travis Best, James Forrest	18-12	8-8/5th
1996+%	Bobby Cremins	Drew Barry, John Kelly	24-12	13-3/1st
1997	Bobby Cremins	Eddie Elisma	9-18	3-13/9th
1998%	Bobby Cremins	Matt Harpring, Michael Maddox	19-14	6-10/6th
1999%	Bobby Cremins	Jon Babul, Jason Floyd	15-16	6-10/T5th
2000	Bobby Cremins	Jason Collier, Jason Floyd, Paul Trotti	13-17	5-11/8th
2001#	Paul Hewitt	Jon Babul, Shaun Fein, Alvin Jones	17-13	8-8/5th
2002	Paul Hewitt	Tony Atkins, Michael Isenhour, Winston Neal	15-16	7-9/T5th
2003#	Paul Hewitt	Marvin Lewis	16-15	7-9/5th
2004##	Paul Hewitt	Marvin Lewis	28-10	9-7/T3rd
2005#	Paul Hewitt	Anthony McHenry, Isma'il Muhammad	20-12	8-8/T4th
2006	Paul Hewitt	Theodis Tarver, Mario West	11-17	4-12/11th
2007#	Paul Hewitt	Mario West, Jeremis Smith	20-12	8-8/T6th
2008	Paul Hewitt	Jeremis Smith	15-17	7-9/T7th
2009	Paul Hewitt	D'Andre Bell, Zachery Peacock	12-19	2-14/12th
2010#	Paul Hewitt	D'Andre Bell, Zachery Peacock	23-13	7-9/7th
2011	Paul Hewitt	Moe Miller, Iman Shumpert, Lance Storrs	13-18	5-11/T10th
2012	Brian Gregory	Daniel Miller, Mfon Udofia	11-20	4-12/T11th
2013	Brian Gregory	Daniel Miller, Mfon Udofia	16-15	6-12/T9th
2014	Brian Gregory	Trae Golden, Kammeon Holsey, Daniel Miller	16-17	6-12/T11th
2015	Brian Gregory	Demarco Cox, Marcus Georges-Hunt	12-19	3-15/13th
2016%	Brian Gregory	Marcus Georges-Hunt, Charles Mitchell, Quinton Stephens	21-15	8-10/11th

*SEC Champions; +ACC Champions

#NCAA (##Final Four); %NIT

ALL-TIME SCORES

Column Key

Site - home (h), away (a) or neutral (n), number key following each season
TR - Tech's national rank, AP/coaches (listed beginning with 1949-50 season)
OR - opponent's national rank, AP/coaches (listed beginning with 1949-50 season)
Rec - Tech cumulative season record

1905-06 (2-1)

Home: 1-1, Away: 1-0, Neutral: 0-0

Date	Site	Result	Opponent	TR	OR	Rec
F17	h	L	6-26 Auburn			0-1
M10	a	W	27-13 Georgia			1-1
M17	h	W	13-11 Georgia (ot)			2-1

Home games in 1905-06 played at Peachtree Auditorium

John Heisman

Pennsylvania '92

Record: 9-14 (.391)

1908-14 (3 seasons)



1908-09 (1-6)

Home: 1-3, Away: 0-3, Neutral: 0-0

Date	Site	Result	Opponent	TR	OR	Rec
J8	h	W	28-7 Mercer			1-0
J15	a	L	13-26 Mercer			1-1
J16	h	L	15-29 Tulane			1-2
J22	a	L	9-78 Georgia			1-3
J28	a	L	12-18 Atlanta Athletic Club			1-4
J29	h	L	13-69 Georgia			1-5
F4	h	L	8-24 Auburn			1-6

Home games at Cable Piano Company Hall.

1912-13 (2-6)

Home: 0-4, Away: 2-2, Neutral: 0-0

Date	Site	Result	Opponent	TR	OR	Rec
F7	h	L	22-26 Clemson			0-1
F8	a	W	27-11 Clemson			1-1
F14	h	L	27-36 Auburn			1-2
F15	a	L	12-71 Georgia			1-3
F21	h	L	25-31 Mercer			1-4
F22	a	L	19-23 Auburn			1-5
F25	a	W	23-19 Mercer			2-5
F28	h	L	20-35 Georgia			2-6

Home games on campus in the Crystal Palace, located at Cherry & Third Streets.

1913-14 (6-2)

Home: 3-1, Away: 3-1, Neutral: 0-0

Date	Site	Result	Opponent	TR	OR	Rec
F6	h	W	55-41 Vanderbilt			1-0
F7	a	W	30-20 Mercer			2-0
F13	h	W	31-22 Mercer			3-0
F14	a	L	8-58 Georgia			3-1
F20	h	W	50-12 Auburn			4-1
F21	a	W	23-21 Chattanooga			5-1
F26	h	L	24-29 Georgia			5-2
F27	a	W	21-6 Auburn			6-2

Home games at the Crystal Palace.

William Alexander

Georgia Tech '12

Record: 36-38 (.486)

1919-20, 1921-24 (4 seasons)



1919-20 (7-10)

Home: 4-2, Away: 3-8, Neutral: 0-0

Date	Site	Result	Opponent	TR	OR	Rec
J10	h1	L	24-29 Auburn			0-1
J16	h2	W	30-26 Mercer			1-1
J17	h1	W	28-23 Macon YMCA			2-1
J23	h1	W	32-17 Clemson			3-1
J30	h1	L	21-39 Vanderbilt			3-2
J31	a	L	33-41 Rome YMCA			3-3
F6	h3	W	44-33 Stetson			4-3
F7	a	L	11-25 Chattanooga			4-4
F13	a	W	21-16 Mercer			5-4
F14	a	L	4-64 Macon YMCA			5-5
F20	a	L	17-41 Clemson			5-6
F21	a	L	32-40 Clemson YMCA			5-7
F27	a	L	3-32 Vanderbilt			5-8
F28	a	W	29-26 Piedmont			6-8
M5	a	W	22-14 Newberry			7-8

M6	a	L	21-44 Atlanta Athletic Club	7-9
M9	a	L	17-21 Auburn	7-10

Home games at City Auditorium (h1), Atlanta Athletic Club (h2) & Luckie Street YMCA (h3)

Joe Bean

Record: 4-10 (.286)

1920-21 (1 season)

1920-21 (4-10)

Home: 2-4, Away: 0-5, Neutral: 2-1

Date	Site	Result	Opponent	TR	OR	Rec
J8	h	L	19-20 Mercer			0-1
J14	h	L	18-20 Wofford			0-2
J21	h	W	44-24 Furman			1-2
J22	h	L	28-30 Auburn			1-3
J29	a	L	18-41 Mercer			1-4
F5	h	W	28-22 Clemson			2-4
F12	a	L	16-53 VMI			2-5
F14	a	L	15-31 Virginia Tech			2-6
F15	a	L	14-37 Georgetown			2-7
F16	a	L	23-37 Catholic			2-8
F19	h	L	28-29 Tennessee			2-9
F25	n1	W	53-11 Birmingham Southern			3-9
F26	n1	W	30-22 Alabama			4-9
F27	n1	L	21-26 Georgia			4-10

Home games at City Auditorium
n1-SIC Tournament (City Auditorium, Atlanta, Ga.)

William Alexander

1921-22 (11-6)

Home: 4-1, Away: 4-4, Neutral: 3-1

Date	Site	Result	Opponent	TR	OR	Rec
J7	a	L	26-28 Mercer			0-1
J13	a	W	34-16 Birmingham Ath. Club			1-1
J14	a	L	20-49 Alabama			1-2
J20	h1	W	44-35 Mercer			2-2
J21	a	W	29-14 Macon YMCA			3-2
J28	h1	W	44-12 Auburn			4-2
F4	h1	W	36-29 Alabama			5-2
F8	h2	L	25-26 Agoga Class (ot)			5-3
F10	a	W	24-23 Fort Benning			6-3
F11	a	L	13-26 Auburn			6-4
F15	h2	W	17-16 Trinity			7-4
F17	a	L	14-26 Tennessee			7-5
F18	a	W	33-30 Chattanooga			8-5
F24	n1	W	34-30 Mississippi State			9-5
F25	n1	W	34-23 South Carolina			10-5
F26	n1	L	14-29 Mercer			10-6
F27	n1	W	33-25 Alabama			11-6

Home games at City Auditorium (h1) & Atlanta Athletic Club (h2)
n1-SIC Tournament (City Auditorium, Atlanta, Ga.)

1922-23 (9-9)

Home: 5-1, Away: 2-6, Neutral: 2-2

Date	Site	Result	Opponent	TR	OR	Rec
J5	h	L	23-40 Atlanta Athletic Club			0-1
J6	a	L	20-30 Mercer			0-2
J12	h	W	35-17 Auburn			1-2
J13	a	W	26-17 Clemson			2-2
J20	h	W	33-32 Mercer			3-2
J23	a	W	33-30 Progressive Club			4-2
J27	h	W	35-22 Clemson			5-2
F3	h	W	52-20 Florida			6-2
F9	h	W	39-24 Alabama			7-2
F13	a	L	29-41 Chattanooga			7-3
F16	a	L	31-37 Birmingham Athletic Club			7-4
F17	a	L	27-28 Alabama			7-5
F19	a	L	31-45 Mississippi State			7-6
F23	a	L	26-29 Auburn			7-7
F27	n1	W	34-26 Centre			8-7
F28	n1	W	27-22 Georgia			9-7
M1	n1	L	17-25 Mississippi State			9-8
M2	n1	L	26-30 Mercer			9-9

Home games at City Auditorium
n1-SIC Tournament (City Auditorium, Atlanta, Ga.)

1923-24 (9-13)

Home: 3-6, Away: 6-6, Neutral: 0-1

Date	Site	Result	Opponent	TR	OR	Rec
D29	a	W	31-28 Macon YMCA			1-0
D30	a	W	39-9 Savannah Athletic Club			2-0
D31	a	W	32-31 Jacksonville YMCA			3-0
J1	a	L	28-39 Albany YMCA			3-1
J4	h	L	23-51 Atlanta Athletic Club			3-2
J5	a	W	48-13 Clemson			4-2
J8	h	L	18-42 Columbus YMCA			4-3
J11	h	W	39-24 Auburn			5-3
J12	a	L	37-42 Furman			5-4
J18	h	L	26-30 Mercer			5-5
J19	a	L	20-36 Mercer			5-6
J26	h	L	28-33 Alabama			5-7
F2	h	L	36-40 Mississippi State			5-8
F8	h	W	39-22 Clemson			6-8
F9	a	W	33-18 Auburn			7-8
F12	h	W	34-26 Central YMCA			8-8
F15	a	L	24-31 Alabama			8-9
F16	a	L	28-53 Mississippi State			8-10
F19	h	L	33-43 Progressive Club			8-11
F22	a	W	23-19 Chattanooga			9-11
F23	a	L	27-33 Kentucky			9-12
F29	n1	L	29-35 Auburn			9-13

Home games at City Auditorium
n1-SIC Tournament (City Auditorium, Atlanta, Ga.)

Harold Hansen

Minnesota '18

Record: 10-23 (.303)

1924-26 (2 seasons)

1924-25 (4-12)

Home: 1-7, Away: 2-4, Neutral: 1-1

Date	Site	Result	Opponent	TR	OR	Rec
J9	h	L	22-23 Atlanta Athletic Club			0-1
J10	h	L	18-20 Clemson			0-2
J13	a	W	28-26 Fort McPherson (2ot)			1-2
J16	h	L	18-23 Mercer			1-3
J17	a	W	28-21 Auburn			2-3
J24	h	L	28-37 Vanderbilt			2-4
J31	h	W	30-25 Georgia			3-4
F6	h	L	16-18 Kentucky			3-5
F7	h	L	14-15 Auburn			3-6
F13	a	L	21-28 Mercer			3-7
F14	a	L	30-32 Clemson			3-8
F16	a	L	12-35 NC State			3-9
F17	h	L	27-36 Davidson			3-10
F21	a	L	24-34 Georgia			3-11
F27	n1	W	31-14 Sewanee			4-11
F28	n1	L	26-34 North Carolina			4-12

Home games played on campus at the Temporary Gym, a 2,500-seat wooden structure on the corner of Third Street & Techwood Drive.
n1-SIC Tournament (City Auditorium, Atlanta, Ga.)

1925-26 (6-11)

Home: 6-3, Away: 0-6, Neutral: 1-1

Date	Site	Result	Opponent	TR	OR	Rec
D29	a	L	28-29 Havana Yacht Club			exh
D30	a	W	18-5 Univ. of Havana			exh
D31	a	W	31-28 Havana Yacht Club (2ot)			exh
J2	a	L	10-16 Univ. of Havana			exh
J4	h1	L	18-33 Tulane			0-1
J8	h	W	35-30 Georgia			1-1
J9	a	L	28-32 Auburn			1-2
J11	h	W	31-18 Tulane			2-2
J13	h	W	23-19 Marquette			3-2
J15	a	L	23-27 Vanderbilt			3-3
J16	a	L	24-25 Kentucky			3-4
J22	h	W	23-22 NC State			4-4
J23	h	L	20-26 South Carolina			4-5
J30	a	L	29-33 Georgia			4-6
F6	h	L	20-31 Mississippi State			4-7
F12	a	L	14-30 NC State			4-8
F13	a	L	19-36 South Carolina			4-9
F19	h	W	28-13 Auburn			5-9
F20	h1	L	24-34 Georgia			5-10
F26	n1	W	30-27 Alabama			6-10
F27	n1	L	24-36 Mississippi			6-11

Home games at Temporary Gym
h1-City Auditorium; n1-SIC Tournament (City Auditorium, Atlanta, Ga.)

ALL-TIME SCORES

Roy Mundorff

Pennsylvania '21

Record: 172-134 (.562)

1926-1943 (17 seasons)



1926-27 (17-10)

Home: 9-0, Away: 6-9, Neutral: 2-1

Date	Site	Result	Opponent	TR	OR	Rec
D20	a L	26-35	Columbus Kinners	0-1	
D21	a L	25-52	Cincinnati	0-2	
D22	a L	41-43	Cincinnati YMCA	0-3	
D23	a L	36-38	Evansville	0-4	
D24	a W	29-24	Islay Dairy	1-4	
D25	a W	26-25	Loraine Lions Club	2-4	
D27	a L	37-40	Witterburg	2-5	
D28	a L	28-61	DePauw	2-6	
D30	h W	19-18	Dixie Portland	3-6	
J5	a L	28-34	Atlanta Athletic Club	3-7	
J8	h W	22-20	Auburn (ot)	4-7	
J15	a W	36-35	Georgia (ot)	5-7	
J19	h W	44-16	Progressive Club	6-7	
J21	h W	36-29	Vanderbilt	7-7	
J22	h W	46-18	Kentucky	8-7	
J28	h W	75-14	Southern Bell	9-7	
J29	h1 W	33-27	Georgia	10-7	
F2	a W	31-28	Progressive Club	11-7	
F4	h W	50-15	Alabama	12-7	
F5	h W	41-23	Atlanta Athletic Club	13-7	
F10	a L	27-29	Louisiana State	13-8	
F11	a W	38-37	Tulane	14-8	
F12	a L	24-42	Auburn	14-9	
F16	n2 W	45-31	Oglethorpe	15-9	
F19	a W	36-25	Georgia	16-9	
F25	n3 L	40-24	Mississippi State	17-9	
F26	n3 L	18-32	South Carolina	17-10	

Home games at Temporary Gym except where noted

n1 - City Auditorium, Atlanta, Ga.; n2 - Atlanta Athletic Club; n3 - SIC Tournament, City Auditorium, Atlanta, Ga.

1927-28 (10-7)

Home: 3-2, Away: 4-4, Neutral: 3-1

Date	Site	Result	Opponent	TR	OR	Rec
D28	n1 W	47-20	Standard Oil	1-0	
D29	a L	23-32	Albany YMCA	1-1	
D31	n2 W	41-36	Penn-Dixie	2-1	
J4	a L	26-36	Atlanta Athletic Club	2-2	
J7	a L	29-56	Auburn	2-3	
J14	h L	30-33	Georgia	2-4	
J17	h W	42-24	Clemson	3-4	
J20	h W	31-26	Tennessee	4-4	
J28	a W	36-35	Georgia	5-4	
F8	h L	29-33	Atlanta Athletic Club	5-5	
F10	a W	41-31	Vanderbilt	6-5	
F11	a W	35-31	Kentucky	7-5	
F13	a W	42-25	Tennessee	8-5	
F15	a L	21-30	Alabama	8-6	
F18	h1 W	28-26	Georgia	9-6	
F24	n3 W	50-24	Florida	10-6	
F25	n3 L	29-30	Auburn	10-7	

Home games at Temporary Gym except where noted

h1 - City Auditorium; n1 - Savannah, Ga.; n2 - Chattanooga, Tenn.; n3 - SIC Tournament (City Auditorium, Atlanta, Ga.)

1928-29 (15-6)

Home: 8-2, Away: 7-3, Neutral: 0-1

Date	Site	Result	Opponent	TR	OR	Rec
D23	a W	33-31	LaGrange YMCA	1-0	
D26	a W	41-35	The Citadel	2-0	
D27	a W	34-26	Savannah J.E.A.	3-0	
D28	a W	53-26	Dixie Stars	4-0	
D31	a L	29-31	Penn-Dixie	4-1	
J1	a W	37-33	Rome YMCA	5-1	
J5	h W	29-23	Clemson	6-1	
J7	h W	36-19	Florida	7-1	
J8	h W	33-26	Florida	8-1	
J16	h W	33-19	Kentucky	9-1	
J19	a W	40-28	Vanderbilt	10-1	
J23	a L	26-43	Atlanta Athletic Club	10-2	
J26	h1 W	38-37	Georgia	11-2	
F2	h W	38-15	Vanderbilt	12-2	
F6	h W	41-25	Auburn	13-2	
F9	h W	37-21	Alabama	14-2	
F13	h L	25-30	Tennessee	14-3	
F16	a W	46-41	Auburn	15-3	
F20	h L	26-37	Atlanta Athletic Club	15-4	
F25	a L	25-27	Georgia	15-5	
M1	n1 L	26-30	Clemson	15-6	

Home games at Temporary Gym except where noted

h1 - City Auditorium; n1 - SIC Tournament (City Auditorium, Atlanta, Ga.)

1929-30 (10-13)

Home: 4-5, Away: 5-7, Neutral: 1-1

Date	Site	Result	Opponent	TR	OR	Rec
D27	a L	22-24	Baltimore	0-1	
D28	a L	23-33	Pennsylvania	0-2	
D30	a W	37-25	Stevens Tech	1-2	
J1	a L	24-28	Crescent Athletic Club	1-3	
J3	a L	37-39	St. Thomas-Scranton	1-3	
J4	a W	51-36	Franklin & Marshall	2-3	
J10	h W	31-16	South Carolina	3-3	
J11	h L	24-25	Clemson	3-4	
J14	h W	36-22	Savannah J.E.A.	4-4	
J18	h L	23-26	Georgia	4-5	
J22	a L	28-33	Tennessee	4-6	
J25	h1 L	23-25	Georgia	4-7	
F1	h1 W	46-25	Vanderbilt	5-7	
F4	a W	31-29	Atlanta Athletic Club	6-7	
F7	a W	41-37	Vanderbilt	7-7	
F8	a L	19-39	Kentucky	7-8	
F12	a L	28-36	Alabama	7-9	
F15	a L	26-40	Clemson	7-10	
F17	a W	47-34	Auburn	8-10	
F19	h1 W	40-29	Auburn	9-10	
F22	h1 L	31-35	Georgia	9-11	
F25	h L	22-37	Atlanta Athletic Club	9-12	
F28	n1 W	53-31	Tulane	10-12	
M1	n1 L	37-44	Duke	10-13	

Home games at Temporary Gym except where noted

h1 - City Auditorium; n1 - SIC Tournament (City Auditorium, Atlanta, Ga.)

1930-31 (11-13)

Home: 6-2, Away: 5-10, Neutral: 0-1

Date	Site	Result	Opponent	TR	OR	Rec
D27	a W	34-17	Benjamin Franklin	1-0	
D29	a W	49-45	Arundel Boat Club	2-0	
D30	a L	24-29	Knights of Columbus	2-1	
J1	a L	26-32	Manhattan (ot)	2-2	
J2	a L	33-38	Rider	2-3	
J3	a L	30-34	Temple	2-4	
J7	h L	25-30	South Carolina	2-5	
J10	a L	27-40	Atlanta Athletic Club	2-6	
J14	a L	31-39	Florida	2-7	
J16	h W	44-37	Vanderbilt	3-7	
J17	a L	30-39	Georgia	4-7	
J20	h W	32-23	Florida	4-8	
J24	h W	49-29	Tennessee	5-8	
J28	a W	37-33	Auburn	6-8	
J31	h W	37-19	Georgia	7-8	
F5	a L	32-45	Vanderbilt	7-9	
F7	a L	34-38	Kentucky	7-10	
F9	a W	32-25	Tennessee	8-10	
F14	a L	15-44	Georgia	8-11	
F17	h L	16-35	Kentucky	8-12	
F20	h W	23-19	Alabama	9-12	
F21	a W	41-17	South Carolina	10-12	
F24	h W	47-22	Auburn	11-12	
F27	n1 L	48-53	Florida	11-13	

Home games at Temporary Gym, which burned down after the season

n1 - SIC Tournament (City Auditorium, Atlanta, Ga.)

1931-32 (7-6)

Home: 6-2, Away: 1-3, Neutral: 0-1

Date	Site	Result	Opponent	TR	OR	Rec
J3	a W	42-21	Fort Benning	1-0	
J9	a W	41-32	Florida	1-1	
J13	a L	22-25	Auburn	1-1	
J16	h W	45-27	Vanderbilt	2-1	
J23	a L	39-40	Mercer	2-2	
J27	h W	52-27	Grayson Athletic Club	3-2	
J30	h W	30-20	Georgia	4-2	
F3	h L	19-34	Alabama	4-3	
F6	a L	15-25	Georgia	4-4	
F10	h W	36-28	Auburn	5-4	
F13	h L	33-42	Mercer	5-5	
F17	h W	38-23	Florida	6-5	
F20	h W	25-22	Georgia	7-5	
F26	n1 L	33-36	Louisiana State	7-6	

Home games at City Auditorium

n1 - SIC Tournament (City Auditorium, Atlanta, Ga.)

GEORGIA TECH ENTERS SOUTHEASTERN CONFERENCE

1932-33 (9-6, SEC 7-6)

Home: 4-1, Away: 4-4, Neutral: 1-1

Date	Site	Result	Opponent	TR	OR	Rec
J7	a W	29-28	Clemson	1-0	
J11	h L	31-40	Original Celtics	1-1	
J14	a L	25-30	Georgia	2-1	
J17	a W	38-32	Sewanee	2-2	
J18	a L	27-38	Vanderbilt	3-2	
J21	h W	47-18	Mercer	4-2	
J28	h W	26-16	Georgia	4-3	
F1	h L	19-26	Alabama	5-3	
F4	h W	37-23	Tennessee	6-3	
F6	h W	38-26	Sewanee	6-4	
F9	h W	41-21	Mexico City YMCA	6-5	
F11	a L	22-45	Kentucky	7-5	
F13	a W	26-33	Tennessee	8-5	
F15	a W	29-20	Auburn	9-5	
F18	a W	32-30	Georgia	9-6	
F21	n1 W	29-18	Auburn	9-6	
F24	n2 L	24-30	Tennessee	9-6	

Home games at City Auditorium

n1 - Atlanta Athletic Club; n2 - SEC Tournament (City Auditorium, Atlanta, Ga.)

1933-34 (6-12, SEC 4-9)

Home: 3-4, Away: 3-7, Neutral: 0-1

Date	Site	Result	Opponent	TR	OR	Rec
D28	a L	19-38	Baltimore	0-1	
D29	a L	32-40	Rider	0-2	
D30	a L	21-45	St. Thomas-Scranton	0-3	
J6	h L	22-24	Vanderbilt	0-4	
J9	a W	28-26	Auburn	1-4	
J13	a W	33-25	Georgia	2-4	
J17	h L	28-50	Original Celtics	3-4	
J20	a W	40-39	Sewanee	3-5	
J27	h L	33-37	Georgia	3-6	
J31	h L	35-45	Tennessee	3-7	
F3	a L	16-63	Alabama	4-7	
F7	h W	31-25	Clemson	4-8	
F9	a L	30-38	Vanderbilt	4-9	
F10	a L	25-49	Kentucky	4-10	
F12	a L	21-23	Tennessee	5-10	
F14	h W	24-20	Auburn	5-11	
F17	h L	27-28	Georgia	6-11	
F21	h W	43-27	Sewanee	6-12	
M2	n1 L	19-33	Georgia	6-12	

Home games at City Auditorium

n1 - SEC Tournament (City Auditorium, Atlanta, Ga.)

1934-35 (6-8, SEC 5-5)

Home: 3-2, Away: 3-6, Neutral: 0-0

Date	Site	Result	Opponent	TR	OR	Rec
J12	a L	29-43	Clemson	0-1	
J16	h L	26-36	Tennessee	0-2	
J19	a L	23-33	Georgia	0-3	
J25	h L	32-33	Vanderbilt (ot)	0-4	
F2	h W	32-27	Georgia	1-4	
F6	h W	25-24	Auburn	2-4	
F8	a L	24-53	Vanderbilt	2-5	
F9	a L	30-57	Kentucky	2-6	
F12	a W	34-19	Auburn	3-6	
F16	a L	19-38	Xavier	3-7	
F18	a L	30-34	Tennessee	3-8	
F20	a W	42-28	Mercer	4-8	
F23	a W	49-39	Georgia (ot)	5-8	
M2	h W	42-31	Sewanee	6-8	

Home games at City Auditorium

1935-36 (10-8, SEC 8-6)

Home: 6-2, Away: 3-5, Neutral: 1-1

Date	Site	Result	Opponent	TR	
------	------	--------	----------	----	--

ALL-TIME SCORES

1936-37 (13-2, SEC 10-0)

Home: 7-0, Away: 5-1, Neutral: 1-1

Date	Site	Result	Opponent	TR	OR	Rec
J9	h	W	53-36 Mercer			1-0
J13	a	W	35-25 Florida			2-0
J16	h	W	39-27 Vanderbilt			3-0
J20	h	W	51-13 Clemson			4-0
J23	a	W	54-32 Sewanee			5-0
J27	h	W	70-26 Fort Benning			exh
J30	a	W	34-20 Georgia			6-0
F6	a	L	30-31 Pennsylvania			6-1
F10	h	W	36-18 Sewanee			7-1
F11	h	W	42-28 Auburn			8-1
F13	a	W	40-30 Vanderbilt			9-1
F15	h	W	43-37 Florida			10-1
F20	h	W	42-22 Georgia			11-1
F27	a	W	35-33 Auburn			12-1
M1	n1	W	43-30 Mississippi State			13-1
M2	n1	L	30-40 Kentucky			13-2

Home games at the Naval Armory

n1-SEC Tournament (Knoxville, Tenn.)

1937-38 (18-2, SEC 12-2)

Home: 11-0, Away: 4-2, Neutral: 3-0

SEC Champions

Date	Site	Result	Opponent	TR	OR	Rec
J8	h	W	35-30 NC State			1-0
J15	h	W	59-25 Vanderbilt			2-0
J17	a	W	46-37 Mercer			3-0
J19	h	W	53-23 Mercer			4-0
J26	h	W	36-24 Alabama			5-0
J29	h	W	51-28 Georgia			6-0
F4	a	L	35-47 Louisiana State			6-1
F5	a	L	22-37 Tulane			6-2
F9	h	W	57-35 South Carolina			7-2
F10	h	W	41-31 Sewanee			8-2
F12	a	W	40-35 Vanderbilt			9-2
F15	h	W	43-42 Auburn			10-2
F17	h	W	54-40 Florida			11-2
F19	a	W	29-27 Georgia			12-2
F25	h	W	53-33 Clemson			13-2
F26	a	W	51-30 South Carolina			14-2
M1	h	W	54-32 Auburn			15-2
M5	n1	W	50-18 Vanderbilt			16-2
M4	n1	W	44-29 Tulane			17-2
M7	n1	W	58-47 Mississippi			18-2

Home games at the Naval Armory

n1-SEC Tournament (Baton Rouge, La.)

GEORGIA TECH BEGINS PLAYING

HOME GAMES IN HEISMAN GYM

1938-39 (6-9, SEC 4-8)

Home: 5-3, Away: 1-5, Neutral: 0-1

Date	Site	Result	Opponent	TR	OR	Rec
J11	h	L	28-30 Mercer			0-1
J14	h	W	30-24 Vanderbilt			1-1
J21	h	W	32-31 Tulane (ot)			2-1
J28	a	L	26-32 Georgia			2-2
F1	a	W	29-25 South Carolina			3-2
F4	a	L	29-33 Florida (ot)			3-3
F8	h	W	37-32 Sewanee			4-3
F9	h	W	37-35 Louisiana State			5-3
F11	a	L	42-49 Vanderbilt			5-4
F15	a	L	25-39 Alabama			5-5
F18	h	L	29-41 Georgia			5-6
F21	h	W	38-28 South Carolina			6-6
F22	a	L	24-38 Auburn			6-7
F27	h	L	33-49 Auburn			6-8
M3	n1	L	38-42 Mississippi (SEC)			6-9

n1-SEC Tournament (Knoxville, Tenn.)

1939-40 (7-8, SEC 6-7)

Home: 5-4, Away: 2-3, Neutral: 0-1

Date	Site	Result	Opponent	TR	OR	Rec
J6	a	L	30-34 South Carolina			0-1
J13	h	W	49-43 Vanderbilt			1-1
J15	h	L	40-45 Florida			1-2
J20	h	W	50-39 Mississippi			2-2
J27	h	L	31-46 Georgia			2-3
J31	h	L	34-52 Alabama			2-4
F2	a	W	34-33 Louisiana State			3-4
F3	h	L	25-37 Tulane			3-5
F6	h	W	53-31 Auburn			4-5
F10	a	W	57-39 Vanderbilt			5-5
F13	h	W	41-35 Duke			6-5
F17	a	L	31-40 Georgia			6-6
F19	h	W	44-39 Kentucky			7-6
F21	a	L	38-39 Auburn (ot)			7-7
F29	n1	L	43-55 Tennessee			7-8

n1-SEC Tournament (Knoxville, Tenn.)

1940-41 (8-11, SEC 4-9)

Home: 6-2, Away: 1-8, Neutral: 1-1

Date	Site	Result	Opponent	TR	OR	Rec
D29	n1	W	39-34 South Carolina (ot)			1-0
D31	a	W	44-35 South Carolina			2-0
J7	h	W	41-34 South Carolina			3-0
J8	h	W	63-51 Clemson			4-0
J14	h	W	60-47 Mississippi			5-0
J18	h	W	55-48 Vanderbilt			6-0
J20	h	L	37-47 Kentucky			6-1
J22	a	L	49-52 Clemson (ot)			6-2
J25	h	L	20-37 Tulane			6-3
F1	h	W	48-39 Auburn			7-3
F5	a	L	45-51 Auburn			7-4
F7	a	L	26-31 Georgia			7-5
F10	a	L	41-43 Louisiana State			7-6
F12	a	L	32-46 Alabama			7-7
F15	a	L	41-54 Vanderbilt			7-8
F17	a	L	41-60 Kentucky			7-9
F20	h	W	52-44 Georgia			8-9
F22	a	L	42-53 Notre Dame			8-10
F27	n2	L	33-39 Alabama			8-11

n1-Augusta, Ga.; n2-SEC Tournament (Louisville, Ky.)

1941-42 (8-8, SEC 4-8)

Home: 5-3, Away: 3-4, Neutral: 0-1

Date	Site	Result	Opponent	TR	OR	Rec
J8	h	W	49-35 Turner Field			1-0
J10	a	W	35-32 South Carolina			2-0
J15	h	L	25-31 Alabama			2-1
J17	h	L	32-39 Vanderbilt			2-2
J20	h	L	53-63 Kentucky			2-3
J24	h	W	53-44 Fort Benning			3-3
J31	h	W	48-42 Auburn			4-3
F3	a	L	38-43 Auburn			4-4
F6	a	L	41-54 Louisiana State			4-5
F7	a	W	52-43 Tulane			5-5
F11	h	W	64-32 Chattanooga			6-5
F14	a	W	35-27 Vanderbilt			7-5
F16	a	L	51-57 Kentucky			7-6
F19	h	W	49-29 Georgia			8-6
F21	a	L	37-38 Georgia			8-7
F26	n2	L	32-37 Alabama			8-8

n2-SEC Tournament (Louisville, Ky.)

1942-43 (11-5, SEC 7-5)

Home: 9-1, Away: 2-3, Neutral: 0-1

Date	Site	Result	Opponent	TR	OR	Rec
J9	h	W	33-23 South Carolina			1-0
J16	h	W	43-29 Vanderbilt			2-0
J19	h	L	36-38 Kentucky			2-1
J22	a	W	59-32 Auburn			3-1
J23	a	L	25-33 Alabama			3-2
J30	h	W	53-21 Auburn			4-2
F2	h	W	65-40 Fort Benning			5-2
F5	h	W	45-44 Louisiana State			6-2
F6	h	W	60-36 Tulane			7-2
F10	h	W	43-32 Clemson			8-2
F13	a	L	28-52 Vanderbilt			8-3
F15	a	L	31-58 Kentucky			8-4
F18	a	W	58-31 Georgia			9-4
F20	h	W	39-20 Georgia			10-4
F22	h	W	36-33 Camp Wheeler			11-4
F26	n1	L	41-48 Mississippi State			11-5

n1-SEC Tournament (Knoxville, Tenn.)

Dwight Keith

Alabama '24

Record: 35-21 (.625)

1944-1946 (3 seasons)



1943-44 (14-4, SEC 3-1)

Home: 7-1, Away: 6-2, Neutral: 1-1

Date	Site	Result	Opponent	TR	OR	Rec
J7	a	W	46-34 Atlanta Naval Air Station			1-0
J8	h	W	48-31 Mercer			2-0
J14	h	W	70-37 Atlanta Naval Air Station			3-0
J15	h	W	68-28 Ga. Medical College			4-0
J21	h	W	34-18 Georgia Pre-Flight			5-0
J22	a	W	50-34 Clemson			6-0
J26	h	W	58-44 Mayport Naval Base			7-0
J28	a	L	34-43 Georgia Pre-Flight			7-1
J29	h	W	58-24 Clemson			8-1
F5	a	W	67-34 Mercer			9-1
F6	a	W	68-45 Ga. Medical College			10-1
F11	h	L	52-55 176th Infantry			10-2
F12	a	W	42-39 Georgia			11-2
F18	a	L	42-64 176th Infantry			11-3
F19	h	W	71-44 Georgia			12-3
F21	a	W	57-53 Mayport Naval Base			13-3
M2	n1	W	63-51 Vanderbilt			14-3
M3	n1	L	55-66 Tulane			14-4

n1-SEC Tournament (Louisville, Ky.)

1944-45 (11-6, SEC 9-5)

Home: 6-1, Away: 3-4, Neutral: 2-1

Date	Site	Result	Opponent	TR	OR	Rec
J10	h	W	41-36 Georgia Pre-Flight			1-0
J13	a	L	26-31 Alabama			1-1
J17	a	L	36-52 Georgia Pre-Flight			1-2
J20	h	W	53-39 Auburn			2-2
J22	h	L	58-64 Kentucky			2-3
J27	a	L	26-44 Tennessee			2-4
J29	a	W	47-38 Tulane			3-4
F3	a	L	32-51 Kentucky			3-5
F9	h	W	70-38 Georgia			4-5
F10	h	W	53-49 Tennessee			5-5
F14	h	W	53-45 Alabama			6-5
F17	a	W	74-41 Auburn			7-5
F21	h	W	51-47 Atlanta Naval Air Station (ot)			8-5
F24	a	W	69-42 Georgia			9-5
M1	n1	W	68-49 Georgia			10-5
M2	n1	W	60-43 Mississippi State			11-5
M3	n1	L	37-41 Tennessee			11-6

n1-SEC Tournament (Louisville, Ky.)

1945-46 (10-11, SEC 6-7)

Home: 5-5, Away: 5-5, Neutral: 0-1

Date	Site	Result	Opponent	TR	OR	Rec
D20	h	W	52-38 Clemson			1-0
J4	h	W	45-22 Auburn			2-0
J5	a	W	61-46 Clemson			3-0
J8	h	L	37-44 Alabama			3-1
J12	a	L	45-58 Tulane			3-2
J16	a	W	53-26 Auburn			4-2
J18	h	L	39-54 Duke			4-3
J19	a	W	36-30 Alabama			5-3
J21	a	L	43-68 Kentucky			5-4
J26	h	L	27-49 Tennessee			5-5
J28	h	L	26-54 Kentucky			5-6
F1	h	W	64-53 Florida			6-6
F2	h	W	55-45 South Carolina			7-6
F4	h	W	59-52 Tulane			8-6
F6	a	L	40-50 Georgia			8-7
F9	a	W	38-34 Tennessee			9-7
F12	a	L	51-73 Duke			9-8
F15	h	L	43-46 Georgia			9-9
F16	a	L	47-63 South Carolina			9-10
F23	a	W	58-50 Florida			10-10
F28	n1	L	30-36 Georgia			10-11

n1-SEC Tournament (Louisville, Ky.)

ALL-TIME SCORES

Roy McArthur

Georgia Tech '33

Record: 57-72 (.442)

1947-1951 (5 seasons)



1946-47 (12-11, SEC 6-6)

Home: 7-2, Away: 3-8, Neutral: 2-1

Date	Site	Result	Opponent	TR	OR	Rec
D12	h	W	Chattanooga			1-0
D14	h	W	South Carolina			2-0
D19	h	W	Davidson			3-0
D31	a	W	Boston College			4-0
J2	a	L	Detroit			4-1
J4	a	L	Michigan State			4-2
J11	h	W	Tulane			5-2
J15	a	W	Auburn			6-2
J17	h	L	Alabama			6-3
J20	h	L	Kentucky			6-4
J25	h	W	Tennessee			7-4
J29	h	W	Auburn			8-4
J31	a	L	Tulane			8-5
F1	a	L	Alabama			8-6
F4	a	W	Georgia			9-6
F7	a	L	Tennessee			9-7
F14	a	L	North Carolina			9-8
F15	a	L	Duke			9-9
F19	h	W	Georgia			10-9
F22	a	L	Kentucky			10-10
F28	n1	W	Mississippi State			11-10
F29	n1	W	Alabama			12-10
M1	n1	L	Kentucky			12-11

n1-SEC Tournament (Louisville, Ky)

1947-48 (12-16, SEC 9-11)

Home: 4-7, Away: 5-5, Neutral: 3-4

SEC Runner-up

Date	Site	Result	Opponent	TR	OR	Rec
D15	h	L	Furman			0-1
D19	h	W	Chattanooga			1-1
D20	h	W	Virginia			2-1
D29	n1	L	Texas			2-2
D30	n1	L	Rice			2-3
D31	n1	L	Hamline			2-4
J9	a	L	Tulane			2-5
J10	a	W	Louisiana State			3-5
J13	a	W	Furman			4-5
J19	h	L	Kentucky			4-6
J24	h	L	Tennessee			4-7
J26	h	L	Louisiana State			4-8
J30	a	L	Auburn			4-9
J31	h	L	Alabama			4-10
F4	a	W	Georgia			5-10
F6	a	L	Tennessee			5-11
F9	h	L	Tulane			5-12
F12	a	W	Georgia			6-12
F13	h	W	Florida			7-12
F16	h	L	Duke			7-13
F18	a	L	Georgia			7-14
F21	a	L	Kentucky			7-15
F25	h	W	Alabama			8-15
F28	a	W	Florida			9-15
M4	n2	W	Alabama			10-15
M5	n2	W	Georgia			11-15
M6	n2	W	Tulane			12-15
M6	n2	L	Kentucky			12-16

n1-All-College Tournament, Oklahoma City, Okla.; n2-SEC Tournament (Louisville, Ky)

1948-49 (11-13, SEC 7-10)

Home: 7-5, Away: 4-6, Neutral: 0-2

Date	Site	Result	Opponent	TR	OR	Rec
D3	a	W	Birmingham Southern			1-0
D4	a	W	Howard College			2-0
D11	h	W	Chattanooga			3-0
D18	h	W	Furman			4-0
D20	n1	L	Long Island			4-1
D22	a	L	LaSalle			4-2
J7	a	L	Tulane			4-3
J8	a	L	Louisiana State			4-4
J11	a	L	Auburn			4-5
J14	h	W	Alabama			5-5
J17	h	L	Kentucky			5-6
J22	h	L	Tennessee			5-7
J26	h	L	Georgia (ot)			5-8
J29	h	L	Tulane			5-9
F2	a	W	Georgia			6-9
F5	h	W	Tennessee			7-9

F7	h	L	Louisiana State			7-10
F10	h	W	Florida			8-10
F12	a	L	Duke			8-11
F16	h	W	Georgia			9-11
F19	a	L	Kentucky			9-12
F23	h	W	Auburn			10-12
F26	a	W	Florida			11-12
M3	n2	L	Louisiana State			11-13

n1-Madison Square Garden, New York, N.Y.; n2-SEC Tournament (Louisville, Ky)

1949-50 (14-13, SEC 7-9)

Home: 9-1, Away: 3-11, Neutral: 2-1

Date	Site	Result	Opponent	TR	OR	Rec
D3	h	W	Chattanooga			1-0
D10	h	W	Furman			2-0
D14	h	W	Davidson			3-0
D19	a	L	Bradley			3-1
D20	a	L	St. Louis			3-2
D22	a	W	Michigan State			4-2
D29	n1	W	Wake Forest			5-2
D30	a1	L	NC State			5-3
D31	n1	W	West Virginia			6-3
J2	a	W	Chattanooga			7-3
J6	a	L	Louisiana State			7-4
J7	a	L	Tulane			7-5
J10	h	W	Auburn			8-5
J14	a	L	Alabama			8-6
J16	h	L	Kentucky	2/na		8-7
J21	h	W	Tennessee			9-7
J25	a	L	Georgia			9-8
J28	h	W	Tulane			10-8
F1	h	W	Georgia			11-8
F4	a	L	Tennessee			11-9
F6	h	W	Louisiana State			12-9
F10	h	W	Florida			13-9
F15	a	L	Georgia (ot)			13-10
F18	a	L	Kentucky	5/na		13-11
F22	a	W	Auburn			14-11
F25	a	L	Florida			14-12
M2	n2	L	Tennessee			14-13

n1, a1-Dixie Classic (Reynolds Coliseum, Raleigh, N.C.); n2-SEC Tournament (Louisville, Ky)

1950-51 (8-19, SEC 7-12)

Home: 4-6, Away: 3-12, Neutral: 1-1

Date	Site	Result	Opponent	TR	OR	Rec
D9	h	W	Furman			1-0
D16	a	L	Bradley	na/2		1-1
D18	a	L	Louisville			1-2
D28	a	L	San Francisco			1-3
D29	a	L	California			1-4
D30	a	L	California			1-5
J2	a	L	Rice			1-6
J5	a	L	Louisiana State			1-7
J6	a	L	Tulane			1-8
J9	h	W	Georgia			2-8
J13	h	L	Florida			2-9
J20	a	L	Georgia			2-10
J22	h	L	Kentucky	2/2		2-11
J26	a	W	Mississippi State			3-11
J27	a	W	Mississippi			4-11
J31	h	W	Auburn			5-11
F3	a	W	Tennessee			6-11
F7	h	L	Georgia			6-12
F9	a	L	Kentucky	1/1		6-13
F10	a	L	Vanderbilt			6-14
F14	a	L	Auburn			6-15
F17	h	L	Alabama			6-16
F19	h	L	Vanderbilt			6-17
F21	h	W	Tennessee			7-17
F24	h	L	Pennsylvania (ot)			7-18
M2	n1	W	Tulane (ot)			8-18
M2	n1	L	Kentucky	1/1		8-19

n1-SEC Tournament (Louisville, Ky)

John "Whack" Hyder

Georgia Tech '37

Record: 292-221 (.519)

1952-1973 (22 seasons)



1951-52 (7-15, SEC 5-13)

Home: 3-7, Away: 2-6, Neutral: 2-2

Date	Site	Result	Opponent	TR	OR	Rec
D8	13	L	U.S. Marines			exh
D15	a	W	South Carolina			1-0
D28	n1	L	South Carolina			1-1
D29	n1	W	Auburn			2-1
D29	n1	W	Davidson			3-1
J5	h	L	Tulane			3-2
J9	h	W	Auburn			3-3
J12	a	L	Alabama			4-3
J14	h	L	Mississippi			4-4
J21	h	L	Kentucky	3/3		4-5
J26	a	L	Tennessee			4-6
J28	h	L	South Carolina			4-7
J30	h	W	Mississippi State			5-7
F2	a	L	Vanderbilt			5-8
F4	h	L	Louisiana State			5-9
F6	a	L	Georgia			5-10
F9	a	L	Kentucky	1/1		5-11
F13	a	W	Auburn			6-11
F16	a	L	Florida			6-12
F18	h	L	Vanderbilt			6-13
F20	h	L	Tennessee			6-14
F23	h	W	Georgia			7-14
F28	n2	L	Kentucky	1/1		7-15

n1-Carolina Invitational (Charlotte Coliseum, Charlotte, N.C.); n2-SEC Tournament (Louisville, Ky)

1952-53 (5-17, SEC 4-9)

Home: 4-4, Away: 0-12, Neutral: 1-1

Date	Site	Result	Opponent	TR	OR	Rec
D10	a	L	Auburn			0-1
D12	h	L	South Carolina			0-2
D19	a1	L	Alabama			0-3
D29	n1	L	Florida			0-4
D30	n1	W	Georgia			1-4
J2	a	L	Tampa			1-5
J3	a	L	Miami			1-6
J6	a	L	Georgia			1-7
J10	a	L	Vanderbilt			1-8
J12	h	W	Alabama			2-8
J14	h	W	Auburn			3-8
J17	a	L	Tennessee			3-9
J24	h	L	South Carolina (ot)			3-10
J26	h	W	Vanderbilt			4-10
J31	a	L	Furman			4-11
F4	h	W	Georgia			5-11
F7	a	L	Mississippi			5-12
F9	a	L	Mississippi State			5-13
F14	h	L	Florida			5-14
F16	h	L	Tennessee			5-15
F21	a	L	Louisiana State	6/8		5-16
F23	a	L	Tulane			5-17

a1-Birmingham, Ala.; n1-Gator Bowl Tournament (Jacksonville, Fla.)

1953-54 (2-22, SEC 0-14)

Home: 2-7, Away: 0-11, Neutral: 0-4

Date	Site	Result	Opponent	TR	OR	Rec
D5	a	L	South Carolina			0-1
D12	a1	L	Auburn			0-2
D28	n1	L	Georgia			0-3
D29	n1	L	Ga. Teachers College			0-4
D30	n1	L	Florida			0-5
J9	a	L	Kentucky	1/1		0-6
J11	h	L	Vanderbilt			0-7
J14	h	L	Mississippi State			0-8
J16	h	L	Mississippi			0-9
J20	a	L	Auburn			0-10
J23	a	L	Vanderbilt	19/NR		0-11
J25	a	L	Murray State			0-12
J30	h	L	Tennessee			0-13
F2	n2	L	Kentucky	1/1		0-14
F6	a	L	Alabama			0-15
F8	h	L	Auburn			0-16
F11	a	L	Furman			0-17
F13	h	L	Louisiana State	17/12		0-18
F15	h	L	Tulane			0-19
F17	a	L	Georgia			0-20
F18	h	W	South Carolina			1-20
F22	a	L	Tennessee			1-21
F27	h	W	Georgia			2-21



ALL-TIME SCORES

M1 a L 59-67 Florida.....2-22
a1-Montgomery, Ala.; n1-Gator Bowl Tournament (Jacksonville, Fla.); n2-Louisville, Ky.

1954-55 (12-13, SEC 7-7)

Home: 6-5, Away: 5-6, Neutral: 1-2

Date	Site	Result	Opponent.....	TR.....	OR.....	Rec
D18	h	W	74-57 Sewanee.....			1-0
D20	h	L	67-69 South Carolina.....			1-1
D28	n1	W	72-69 Idaho State (ot).....			2-1
D30	n1	L	56-70 Canisius.....			2-2
J1	n1	L	62-68 Georgetown.....			2-3
J6	h	L	66-67 Sewanee.....			2-4
J8	a	W	59-58 Kentucky.....	1/1		3-4
J10	h	L	69-71 Vanderbilt.....			3-5
J13	a	L	95-111 Furman.....			3-6
J15	a	L	66-81 Mississippi.....			3-7
J17	a	W	90-71 Mississippi State.....			4-7
J22	a	L	63-83 Vanderbilt.....			4-8
J24	a	L	66-70 Georgia.....			4-9
J26	a	W	73-70 Auburn.....			5-9
J29	a	L	58-79 Tennessee.....			5-10
J31	h	W	65-59 Kentucky.....	1/1		6-10
F5	h	L	72-76 Alabama.....	13/nr		6-11
F7	h	W	75-67 Auburn.....			7-11
F12	a	W	79-72 Louisiana State (ot).....			8-11
F14	a	L	48-64 Tulane.....			8-12
F17	h	W	75-54 Georgia.....			9-12
F19	a	W	87-84 South Carolina (ot).....			10-12
F21	h	W	83-77 Tennessee.....	18/nr		11-12
F26	h	L	66-67 Georgia (2ot).....			11-13
F28	h	W	88-68 Florida.....			12-13

n1-Queen City Tournament (Buffalo, N.Y.)

1955-56 (12-11, SEC 6-8)

Home: 6-2, Away: 4-7, Neutral: 2-2

Date	Site	Result	Opponent.....	TR.....	OR.....	Rec
D9	n1	L	76-88 North Carolina.....			0-1
D10	a	L	66-87 Duke.....			0-2
D17	h	W	75-62 Georgia.....			1-2
D29	n2	W	65-56 Westminster.....			2-2
D31	n2	W	86-82 Canisius.....			3-2
J2	n2	L	67-92 Xavier, Ohio.....			3-3
J7	a	L	51-104 Kentucky.....	6/6		3-4
J9	h	L	59-72 Vanderbilt.....	4/nr		3-5
J14	h	W	87-59 Mississippi State.....			4-5
J16	h	W	79-58 Mississippi.....			5-5
J18	a	W	85-75 Furman.....			6-5
J21	a	L	64-67 Vanderbilt.....	5/6		6-6
J28	h	W	73-72 Tennessee.....			7-6
J30	h	L	62-84 Kentucky.....	3/4		7-7
F4	a	L	60-93 Alabama.....	12/17		7-8
F7	a	L	74-77 Auburn (ot).....			7-9
F11	h	W	79-77 Tulane.....			8-9
F13	h	W	97-74 Louisiana State.....			9-9
F16	a	W	72-68 Georgia (ot).....			10-9
F18	a	W	79-74 South Carolina.....			11-9
F20	a	L	74-76 Tennessee.....			11-10
F25	a	W	81-72 Georgia.....			12-10
F27	a	L	48-66 Florida.....			12-11

n1-Charlotte Coliseum, Charlotte, N.C.; n2-Queen City Tournament (Buffalo, N.Y.)

GEORGIA TECH BEGINS PLAYING HOME GAMES AT ALEXANDER MEMORIAL COLISEUM

1956-57 (18-8, SEC 9-5)

Home: 10-4, Away: 6-3, Neutral: 2-1

Date	Site	Result	Opponent.....	TR.....	OR.....	Rec
N30	h	L	61-71 Duke.....			0-1
D4	h	W	67-64 Murray State.....			1-1
D6	h	W	93-74 Furman.....			2-1
D15	h	W	76-69 Texas A&M.....			3-1
D18	h	W	80-58 Georgia.....			4-1
D20	h	L	83-90 South Carolina.....			4-2
D27	n1	L	78-102 Marquette#.....			4-3
D28	n1	W	75-72 Idaho State#.....	20/nr		5-3
D29	n1	W	79-66 Texas Tech#.....			6-3
J3	h	W	95-54 Howard College.....			7-3
J5	a	L	72-95 Kentucky.....	3/3		7-4
J7	h	L	73-81 Vanderbilt.....	9/11		7-5
J12	a	W	80-77 Mississippi State.....			8-5
J14	a	W	82-78 Mississippi.....			9-5
J19	a	L	74-93 Vanderbilt.....	10/10		9-6
J22	a	W	81-74 Auburn.....			10-6
J26	a	W	84-77 Tennessee.....			11-6
J28	h	L	65-76 Kentucky.....	5/3		11-7
F2	h	W	92-67 Alabama.....			12-7
F4	h	W	76-67 Auburn (ot).....			13-7
F9	a	L	67-73 Tulane.....			13-8
F11	a	W	87-60 Louisiana State.....			14-8
F14	a	W	67-65 Georgia.....			15-8
F19	h	W	87-85 Tennessee.....			16-8

F23 h W 74-60 Georgia.....17-8
F25 h W 64-57 Florida.....18-8
n1-All-College Tournament (Oklahoma City, Okla.)

1957-58 (15-11, SEC 7-7)

Home: 12-4, Away: 1-7, Neutral: 2-0

Date	Site	Result	Opponent.....	TR.....	OR.....	Rec
D3	h	W	74-52 Davidson.....			1-0
D6	h	W	73-62 Alabama.....			2-0
D7	a	L	64-70 South Carolina.....			2-1
D14	h	L	64-67 Texas Tech (ot).....			2-2
D16	h	W	61-59 Baylor.....			3-2
D19	h	L	68-69 Georgia (ot).....			3-3
D20	h	L	59-70 Virginia Tech.....			3-4
D27	n1	W	67-58 Marquette.....			4-4
D28	n1	W	70-66 Detroit.....			5-4
J2	h	W	74-64 Furman.....			6-4
J4	a	L	60-76 Kentucky.....	10/15		6-5
J11	h	W	78-61 Mississippi State.....	5/11		7-5
J13	h	W	76-67 Mississippi.....			8-5
J18	h	W	81-60 Vanderbilt.....			9-5
J20	h	W	72-59 Georgia.....			10-5
J22	h	L	72-80 Auburn.....			10-6
J25	h	W	82-79 Tennessee.....	16/18		11-6
J27	h	W	71-52 Kentucky.....	9/12		12-6
F1	a	L	72-74 Alabama (2 ot).....			12-7
F3	a	L	78-99 Auburn.....			12-8
F8	h	W	69-53 Tulane.....	19/nr		13-8
F10	h	W	88-61 Louisiana State.....	19/nr		14-8
F18	a	L	65-84 Tennessee.....	20/nr		14-9
F22	a	L	59-62 Georgia.....			14-10
F24	a	W	62-61 Florida (ot).....			15-10
M1	a	L	59-60 Vanderbilt.....			15-11

n1-Motor City Classic (Detroit, Mich.)

1958-59 (17-9, SEC 9-5)

Home: 10-4, Away: 7-5, Neutral: 0-0

Date	Site	Result	Opponent.....	TR.....	OR.....	Rec
D1	h	L	64-72 Georgia Teachers College.....			0-1
D4	h	W	65-56 Baylor.....			1-1
D6	a	L	57-71 Louisville.....			1-2
D11	h	W	73-66 Georgia.....			2-2
D13	a	W	82-77 Furman.....			3-2
D20	h	W	92-62 South Carolina.....			4-2
D22	h	W	110-78 Wyoming.....			5-2
D27	a	L	79-90 St. Louis.....	16/nr		5-3
D30	a	W	89-76 Alabama.....			6-3
J3	a	L	62-72 Kentucky.....	1/1		6-4
J7	a	W	66-62 Georgia.....			7-4
J10	a	L	67-75 Mississippi State.....	12/15		7-5
J12	a	W	89-70 Mississippi.....			8-5
J17	h	W	80-61 Vanderbilt.....	nr/19		9-5
J21	a	L	55-66 Auburn.....	5/6		9-6
J24	h	L	71-84 Tennessee.....			9-7
J26	h	L	70-94 Kentucky.....	1/1		9-8
J31	h	W	66-53 Alabama.....			10-8
F3	h	L	40-51 Auburn.....	4/7		10-9
F7	a	W	77-67 Tulane.....			11-9
F9	a	W	64-63 Louisiana State.....			12-9
F14	h	W	71-65 Oklahoma City (3ot).....	14/19		13-9
F17	h	W	59-49 Tennessee.....			14-9
F21	h	W	82-62 Georgia.....			15-9
F23	h	W	76-72 Florida.....			16-9
F28	a	W	71-67 Vanderbilt.....			17-9

1959-60 (22-6, SEC 11-3)

Home: 13-1, Away: 8-4, Neutral: 1-1

NCAA Sweet 16 • SEC Runner-up

Date	Site	Result	Opponent.....	TR.....	OR.....	Rec
D1	a	W	59-49 Duke.....			1-0
D3	h	W	91-63 Furman.....			2-0
D5	h	W	68-56 Louisville.....			3-0
D8	h	W	69-53 Alabama.....	na/15		4-0
D10	a	W	70-64 South Carolina.....	na/15		5-0
D19	h	W	80-53 NC State.....	na/12	na/16	6-0
D21	a	L	71-80 Southern Methodist.....	na/12		6-1
D22	a	W	63-60 Texas Tech.....	8/8		7-1
D31	a	W	83-65 Georgia.....	10/17		8-1
J2	a	W	62-54 Kentucky.....	10/17	13/14	9-1
J9	h	W	82-60 Mississippi State.....	6/8		10-1
J11	h	W	91-66 Mississippi.....	6/8		11-1
J13	h	W	80-64 Georgia.....	6/6		12-1
J16	h	W	74-66 Vanderbilt (ot).....	6/6		13-1
J19	h	L	59-66 Auburn.....	6/6		13-2
J23	h	W	74-69 Tennessee.....	6/6		14-2
J25	h	W	65-44 Kentucky.....	6/6	16/15	15-2
J30	a	W	60-48 Alabama.....	6/6		16-2
F2	a	L	45-48 Auburn.....	6/6		16-3
F6	h	W	74-55 Tulane.....	6/6		17-3
F8	h	W	76-56 Louisiana State.....	6/6		18-3

F13 h W 66-53 Georgia Southern.....6/8.....19-3
F16 a L 56-57 Tennessee.....6/8.....19-4
F20 a W 69-68 Georgia.....6/8.....20-4
F22 a W 69-55 Florida (ot).....6/8.....21-4
F27 a L 57-62 Vanderbilt.....6/8.....21-5
M11 n1 W 57-54 Ohio University.....13/8.....22-5
M12 n1 L 69-86 Ohio State.....13/8.....3/3.....22-6
n1-NCAA Midwest Regional (Freedom Hall, Louisville, Ky.)

1960-61 (13-13, SEC 6-8)

Home: 9-3, Away: 3-8, Neutral: 1-2

Date	Site	Result	Opponent.....	TR.....	OR.....	Rec
D1	h	W	74-56 Georgia.....			1-0
D3	h	W	80-54 Furman.....			2-0
D9	h	W	67-64 Southern Methodist.....	na/12		3-0
D12	a1	L	65-74 Louisville.....	na/12		3-1
D13	n1	L	62-67 Utah State.....	15/12		3-2
D17	a	L	76-82 NC State.....	15/12	10/nr	3-3
D19	h	L	48-61 Duke.....	15/12	7/12	3-4
D29	n2	W	54-51 Georgia.....			4-4
D30	n2	L	60-63 Navy.....			4-5
J3	h	W	85-65 South Carolina.....			5-5
J7	a	L	79-89 Kentucky.....			5-6
J11	a	W	89-80 Georgia (ot).....			6-6
J14	a	L	67-69 Mississippi.....			6-7
J16	a	L	61-62 Mississippi State (ot).....			6-8
J21	h	L	56-69 Vanderbilt.....			6-9
J24	a	W	48-43 Auburn (ot).....			7-9
J28	a	L	60-65 Tennessee.....			7-10
J30	h	W	62-60 Kentucky.....			8-10
F4	h	W	57-49 Alabama.....			9-10
F7	h	L	36-38 Auburn.....			9-11
F11	a	L	50-63 Louisiana State.....			9-12
F13	a	W	81-79 Tulane.....			10-12
F21	h	W	60-59 Tennessee.....			11-12
F25	h	W	83-71 Georgia.....			12-12
F27	h	W	52-50 Florida.....			13-12
M4	a	L	59-79 Vanderbilt.....		nr/18	13-13

n1 & a1-Bluegrass Invitational (Freedom Hall, Louisville, Ky.); n2-Gator Bowl Tournament (Jacksonville, Fla.)

1961-62 (10-16, SEC 4-10)

Home: 8-7, Away: 2-8, Neutral: 0-1

Date	Site	Result	Opponent.....	TR.....	OR.....	Rec.....
D1	a	L	Southern Methodist.....			0-1
D2	a	L	Rice.....			0-2
D6	h	W	William & Mary.....			1-2
D9	h	L	Georgia.....			1-3
D20	h	W	Baylor.....			2-3
D21	h	W	Missouri.....			3-3
D29	a1	W	Furman.....			4-3
D30	n1	L	Arkansas.....			4-4
J2	h	L	Navy (ot).....			4-5
J6	a	L	Kentucky.....	3/5		4-6
J11	h	W	Georgia.....			5-6
J13	h	L	Mississippi.....			5-7
J15	h	L	Mississippi State.....	7/11		5-8
J20	h	W	Vanderbilt.....			6-8
J23	h	L	Auburn.....			6-9
J27	a	W	Tennessee (ot).....			7-9
J29	h	L	Kentucky.....	2/3		7-10
F3	a	L	Alabama.....			7-11
F5	a	L	Auburn.....			7-12
F10	h	L	Louisiana State.....			7-13
F12	h	W	Tulane (ot).....			8-13
F17	h	W	Louisville.....			9-13
F20	h	W	Tennessee.....			10-13
F24	a	L	Georgia.....			10-14
F26	a	L	Florida (ot).....			10-15
M3	a	L	Vanderbilt.....			10-16

ALL-TIME SCORES

F4	h	W	50-49	William & Mary	6/6	17-1
F8	a	L	69-77	Tulane (ot)	6/6	17-2
F9	a	L	54-56	Louisiana State	6/6	17-3
F13	h	W	69-62	Vanderbilt	10/9	18-3
F16	h	L	73-78	Louisville	10/9	18-4
F19	a	W	72-60	Tennessee	nr/10	19-4
F23	h	W	66-58	Georgia (ot)	nr/10	20-4
F25	h	W	89-69	Florida	nr/10	21-4
M2	a	L	74-75	Vanderbilt	10/12	21-5

n1-Gator Bowl Tournament (Jacksonville, Fla.)

1963-64 (17-9, SEC 9-5)

Home: 14-0, Away: 3-8, Neutral: 0-1

SEC Runner-up

Date	Site	Result	Opponent	TR	OR	Rec
D2	h	W	73-65	Georgia		1-0
D4	h	W	92-69	Furman		2-0
D16	a	L	79-84	Rice (ot)		2-1
D17	a	L	75-97	Southern Methodist		2-2
D21	h	W	96-71	Georgetown		3-2
D27	n1	W	84-83	Marquette		4-2
D28	n1	L	84-104	Wisconsin		4-3
D31	h	W	88-73	Navy		5-3
J4	h	W	76-67	Kentucky	1/1	6-3
J8	h	W	87-73	South Carolina		7-3
J11	h	W	69-54	Mississippi		8-3
J13	h	W	59-45	Mississippi State		9-3
J18	a	L	59-68	Louisville		9-4
J21	h	W	71-55	Georgia		10-4
J25	a	L	62-79	Kentucky	5/4	10-5
J27	a	L	63-83	Tennessee		10-6
F1	a	W	93-81	Alabama		11-6
F3	a	W	62-57	Auburn		12-6
F7	h	W	51-49	Louisiana State		13-6
F8	h	W	92-68	Tulane		14-6
F12	h	W	75-71	Vanderbilt (ot)	7/7	15-6
F15	h	W	77-73	Florida State (ot)		16-6
F18	h	W	47-45	Tennessee	nr/17	17-6
F22	a	L	68-81	Georgia		17-7
F24	a	L	73-92	Florida		17-8
F29	a	L	89-103	Vanderbilt	nr/13	17-9

n1-Milwaukee Classic; Milwaukee, Wis.

GEORGIA TECH LEAVES SOUTHEASTERN CONFERENCE

1964-65 (14-11)

Home: 10-3, Away: 4-6, Neutral: 0-2

Date	Site	Result	Opponent	TR	OR	Rec
D1	h	L	52-60	Auburn		0-1
D3	h	W	83-75	Southern Methodist		1-1
D5	h	W	71-56	Rice		2-1
D7	h	L	52-66	Tennessee		2-2
D9	a	W	83-65	Mississippi State		3-2
D19	a	L	66-79	Georgia		3-3
D21	h	W	91-73	William & Mary		4-3
D29	n1	L	71-77	Louisville		4-4
D30	n1	L	90-95	Texas Tech		4-5
J2	a	L	68-73	Ohio State		4-6
J6	h	W	84-71	Sewanee		5-6
J9	a	W	96-85	Furman		6-6
J12	h	L	78-97	Wake Forest		6-7
J16	a	W	66-63	Louisville		7-7
J18	h	W	82-71	VMi		8-7
J20	a	L	65-72	Florida State		8-8
J23	a	L	48-55	Tennessee	nr/13	8-9
J25	h	W	75-73	Mississippi State		9-9
J29	h	W	93-83	Arkansas		10-9
F3	h	W	93-78	Clemson		11-9
F5	h	L	69-82	Phillips Oilers		exh
F9	h	W	73-62	Georgia		12-9
F13	a	L	68-97	NC State	nr/18	12-10
F15	h	W	77-76	Florida State		13-10
F20	a	L	66-91	Georgia		13-11
F26	a	W	59-54	Auburn		14-11

n1-Sugar Bowl Tournament, New Orleans, La.

1965-66 (13-13)

Home: 10-4, Away: 2-8, Neutral: 1-1

Date	Site	Result	Opponent	TR	OR	Rec
D1	h	W	112-87	Texas Christian		1-0
D4	a	L	73-83	Southern Methodist		1-1
D6	a	W	96-87	Rice		2-1
D9	h	L	65-76	Georgia		2-2
D18	h	L	74-79	Auburn		2-3
D20	h	L	69-93	NC State	nr/19	2-4
D22	h	W	92-73	William & Mary		3-4
D27	n1	L	48-54	Louisville		3-5
D28	n1	W	83-40	Boston University		4-5
J4	h	W	89-77	Pittsburgh		5-5
J6	h	W	87-72	Clemson		6-5
J8	a	L	80-96	Wake Forest		6-6
J15	h	W	86-73	VMi		7-6

J19	h	W	89-56	Georgia		8-6
J22	a	L	48-83	Tennessee	nr/20	8-7
J28	h	W	88-75	Arkansas		9-7
J31	a	L	66-71	Florida State		9-8
F5	a	W	75-61	Notre Dame		10-8
F8	h	W	110-68	Furman		11-8
F12	a	L	93-102	NC State		11-9
F14	h	W	95-88	Florida State		12-9
F17	h	W	99-85	Tulane		13-9
F19	a	L	73-90	Auburn		13-10
F22	a	L	90-106	Clemson		13-11
F26	a	L	61-67	Georgia		13-12
F28	h	L	47-58	Tennessee		13-13

n1-Hurricane Classic, Miami, Fla.

1966-67 (17-9)

Home: 12-2, Away: 4-6, Neutral: 1-1

Date	Site	Result	Opponent	TR	OR	Rec
D1	h	W	87-70	Southern Methodist		1-0
D3	h	W	87-61	Rice		2-0
D7	a	L	87-89	Georgia		2-1
D19	h	W	93-75	Brown		3-1
D21	h	W	78-76	Auburn (ot)		4-1
D28	n1	W	101-70	Michigan		5-1
D29	a1	L	72-91	UCLA	1/1	5-2
D30	n1	L	71-83	Illinois		5-3
J5	h	L	55-76	Clemson		5-4
J7	h	L	91-99	Tulane		5-5
J10	a	L	68-69	Furman (ot)		5-6
J14	h	W	102-85	NC State		6-6
J16	h	W	84-73	Ohio State		7-6
J21	h	W	79-53	Georgia		8-6
J24	a	W	88-77	Clemson		9-6
J28	a	W	75-68	Florida State		10-6
J30	h	W	91-57	Mercer		11-6
F1	a	L	48-59	Tennessee	nr/13	11-7
F4	h	W	102-87	Notre Dame		12-7
F6	a	W	81-71	Jacksonville		13-7
F11	h	W	82-80	North Carolina	2/2	14-7
F15	a	W	87-79	Georgia		15-7
F18	a	L	71-74	Tulane		15-8
F22	a	L	61-65	NC State		15-9
F25	h	W	102-84	Florida State		16-9
F27	h	W	90-84	Miami, Fla.		17-9

n1, a1-Bruin Classic (Pauley Pavilion, Los Angeles, Calif.)

1967-68 (12-13)

Home: 9-4, Away: 3-6, Neutral: 0-3

Date	Site	Result	Opponent	TR	OR	Rec
D2	a	W	84-70	Rice		1-0
D4	a	W	77-74	Southern Methodist		2-0
D7	h	W	86-78	Georgia		3-0
D16	h	L	52-63	Auburn		3-1
D21	h	W	70-67	Texas Christian		4-1
D28	n1	L	54-65	Illinois		4-2
D30	n1	L	71-96	Loyola-Chicago		4-3
J2	h	L	78-79	Yale		4-4
J6	h	W	100-81	Tulane		5-4
J8	a	L	53-63	Jacksonville		5-5
J17	h	W	68-61	Furman		6-5
J20	h	L	57-73	Florida State		6-6
J22	a	L	55-66	Ohio State		6-7
J27	n2	L	54-82	North Carolina	3/3	6-8
J30	h	W	90-70	VMi		7-8
F1	h	W	99-64	Clemson		8-8
F7	a	L	75-79	West Virginia		8-9
F10	h	W	97-67	Wofford		9-9
F12	h	W	97-77	Jacksonville		10-9
F15	a	L	76-89	Georgia		10-10
F17	h	W	60-55	Army		11-10
F20	h	L	69-71	Tennessee (2ot)	nr/11	11-11
F24	a	L	67-72	Florida State		11-12
F28	a	W	80-51	Clemson		12-12
M2	a	L	77-88	Tulane		12-13

n1-Chicago Classic (Chicago, Ill.); n2-Charlotte (N.C.) Coliseum

1968-69 (12-13)

Home: 8-4, Away: 3-8, Neutral: 1-1

Date	Site	Result	Opponent	TR	OR	Rec
N30	a	L	72-76	Clemson		0-1
D3	h	W	87-59	Southern Methodist		1-1
D5	a	L	74-84	Georgia		1-2
D17	a	L	59-72	Tennessee		1-3
D20	a1	L	71-75	UTEP		1-4
D21	n1	L	57-59	Oklahoma City		1-5
J2	h	W	98-77	Tampa		2-5
J6	h	L	62-71	Jacksonville		2-6
J8	h	W	72-66	Clemson		3-6

J14	h	L	70-101	North Carolina	2/2	3-7
J18	a	W	67-59	Mercer		4-7
J20	h	L	66-73	Ohio State	13/nr	4-8
J23	h	W	75-56	Rice		5-8
J25	h	W	85-59	Hawaii		6-8
J28	a	W	72-63	Furman		7-8
J30	a	L	52-71	Notre Dame	nr/16	7-9
F5	n2	W	87-74	VMi		8-9
F8	a	L	67-73	Jacksonville		8-10
F10	h	W	88-67	Air Force		9-10
F13	h	W	73-66	Georgia		10-10
F15	h	W	90-79	Tulane		11-10
F18	a	W	84-76	Florida State		12-10
F22	h	L	80-98	Florida State		12-11
F24	a	L	85-87	Auburn		12-12
M1	a	L	77-80	Tulane		12-13

n1, a1-Sun Bowl Tournament (El Paso, Texas); n2 - Salem, Va.

1969-70 (17-10)

Home: 10-2, Away: 4-6, Neutral: 3-2

Date	Site	Result	Opponent	TR	OR	Rec
D1	h	W	72-49	Virginia		1-0
D3	h	W	92-80	Georgia		2-0
D6	h	W	68-54	Oklahoma City		3-0
D9	a	W	87-57	Rice		4-0
D10	a	L	66-77	Southern Methodist		4-1
D22	h	W	97-76	Samford		5-1
D27	a1	L	90-121	UCLA	2/2	5-2
D29	n1	L	65-87	Indiana		5-3
J5	h	W	100-71	Southern Illinois		6-3
J7	h	W	96-84	Clemson		7-3
J10	h	W	78-72	Tulane		8-3
J15	h	W	88-61	Furman		9-3
J17	h	W	86-74	Auburn		10-3
J19	a	L	78-88	Clemson		10-4
J24	h	L	83-89	Florida State	18/nr	10-5
J26	a	L	71-74	Ohio State		10-6
J31	a	W	51-48	Air Force		11-6
F4	a	L	69-74	Georgia		11-7
F9	a	W	92-62	Pittsburgh		12-7
F13	n2	W	89-77	NC State	5/6	13-7
F14	n2	W	104-95	North Carolina	10/8	14-7
F17	h	W	101-62	Georgia State		15-7
F21	a	L	80-97	Florida State	8/11	15-8
F23	a	W	86-76	Tulane		16-8
F26	h	L	81-86	Jacksonville	6/6	16-9
M13	n3	W	78-68	Duquesne		17-9
M16	n3	L	55-56	St. John's		17-10

n1, a1-Bruin Classic (Pauley Pavilion, Los Angeles, Calif.); n2-North-South Doubleheader (Charlotte Coliseum, Charlotte, N.C.); n3-National Invitation Tournament (Madison Square Garden, New York, N.Y.)

1970-71 (23-9)

Home: 11-2, Away: 7-4,

ALL-TIME SCORES

1971-72 (6-20)

Home: 6-5, Away: 0-11, Neutral: 0-4

Date	Site	Result	Opponent	TR	OR	Rec
D1	h L	55-63	Ohio State	4/4		0-1
D11	h L	62-76	Auburn			0-2
D18	a L	70-93	SMU			0-3
D20	h W	83-71	William & Mary			1-3
D22	h W	108-91	Furman			2-3
D29	n1 L	66-91	Davidson			2-4
D30	n1 L	64-91	Rutgers			2-5
J5	h L	57-66	Clemson			2-6
J8	h L	85-90	Alabama			2-7
J12	a L	74-87	Rice			2-8
J17	h W	82-78	Notre Dame			3-8
J20	h W	94-78	Tulane			4-8
J22	h L	69-71	Florida State			4-9
J25	a L	68-99	Alabama			4-10
J29	a L	70-83	Clemson			4-11
F2	h W	82-78	Georgia			5-11
F5	a L	53-75	Air Force			5-12
F7	a L	65-93	Kansas			5-13
F11	n2 L	70-87	NC State			5-14
F12	n2 L	73-118	North Carolina	3/3		5-15
F15	a L	77-91	Auburn			5-16
F19	a L	50-108	Florida State	14/11		5-17
F23	a L	66-87	North Carolina	5/3		5-18
F26	h W	80-74	Randolph-Macon			6-18
F28	a L	74-78	Tulane			6-19
M2	h W	88-87	Athletes in Action			exh
M7	a L	78-93	Georgia			6-20

n1-Charlotte Invitational (Charlotte Coliseum, Charlotte, N.C.); n2-North-South Doubleheader (Charlotte Coliseum, Charlotte, N.C.)

1972-73 (7-18)

Home: 6-7, Away: 1-8, Neutral: 0-3

Date	Site	Result	Opponent	TR	OR	Rec
N25	h W	90-83	Auburn			1-0
N28	a L	77-86	Clemson			1-1
D11	a L	73-89	Alabama			1-2
D16	a L	69-78	Florida			1-3
D18	a L	60-63	William & Mary			1-4
D22	h L	68-69	Tulane			1-5
D29	a1 L	55-90	Maryland	2/4		1-6
D30	n1 L	87-102	Bowling Green			1-7
J6	h W	85-82	Hawaii (ot)			2-7
J8	h W	69-65	Rice			3-7
J15	h L	79-85	Ohio State			3-8
J22	h L	83-89	Alabama	11/16		3-9
J27	h W	88-86	Duke			4-9
J31	a L	78-87	Georgia			4-10
F3	h L	57-74	Clemson			4-11
F5	h L	85-87	Florida (ot)			4-12
F9	n2 L	72-107	North Carolina	6/6		4-13
F10	n2 L	94-118	NC State	2/2		4-14
F17	h L	70-81	Stetson			4-15
F19	h W	81-66	UNC Charlotte			5-15
F26	a L	69-79	Auburn			5-16
F28	h L	82-102	Oklahoma City			5-17
M2	a W	87-83	Tulane			6-17
M6	h W	77-67	Georgia			7-17
M10	a L	73-77	Georgia State			7-18

n1, a1-Maryland Invitational (Cole Field House, College Park, Md.); n2-North-South Doubleheader (Charlotte Coliseum, Charlotte, N.C.)

Dwane Morrison

South Carolina '54

Record: 91-122 (.427)

1974-1981 (8 seasons)



1973-74 (5-21)

Home: 4-10, Away: 1-7, Neutral: 0-4

Date	Site	Result	Opponent	TR	OR	Rec
N30	h L	64-88	Alabama	18/na		0-1
D13	h L	86-88	Auburn			0-2
D15	a L	61-63	Clemson			0-3
D18	h L	77-85	Mississippi State			0-4
D27	n1 L	80-108	Baylor			0-5
D28	n1 L	95-101	Yale			0-6
J2	h L	68-70	Florida			0-7
J4	h W	73-69	Wisconsin-LaCrosse			1-7
J7	a L	71-89	Ohio State			1-8
J10	h W	70-62	St. Bernard			2-8
J12	h W	82-76	Newberry			3-8
J16	h L	66-75	Georgia			3-9
J19	a L	90-96	Tulane			3-10
J23	a L	74-79	Alabama	9/10		3-11
J28	h L	85-102	Mercer			3-12
J31	h L	86-98	Southern Mississippi			3-13

F2	h W	73-61	Georgia State	4-13
F8	n2 L	54-98	NC State	2/2
F9	n2 L	70-108	North Carolina	4/4
F13	h L	73-82	South Carolina	14/14
F16	a L	60-70	Duke	4-17
F20	h L	70-71	Tulane	4-18
F23	a L	71-94	Oklahoma City	4-19
F27	a L	70-92	Auburn	4-20
M2	h L	58-71	Clemson	4-21
M7	a W	97-95	Georgia (ot)	5-21

n1-Old Dominion Invitational (The Scope, Norfolk, Va.); n2-North-South Doubleheader (Charlotte Coliseum, Charlotte, N.C.)

1974-75 (11-15)

Home: 8-5, Away: 2-8, Neutral: 1-2

Date	Site	Result	Opponent	TR	OR	Rec
N29	a L	67-86	Georgia			0-1
D9	a L	76-91	Alabama	11/na		0-2
D13	h W	80-74	Georgia State			1-2
D17	a L	86-94	Southern Mississippi			1-3
D19	a W	64-61	Mississippi State			2-3
D23	a L	67-75	Ohio State			2-4
D27	a1 L	67-105	Maryland	5/7		2-5
D28	n1 W	70-61	St. Bonaventure (ot)			3-5
J2	a L	69-90	Florida			3-6
J4	a W	70-68	Mercer			4-6
J10	h W	73-72	Boston University			5-6
J15	h L	75-87	Auburn			5-7
J17	h W	75-74	Wofford			6-7
J22	h L	80-97	Alabama	6/6		6-8
J24	h W	89-84	Presbyterian (ot)			7-8
J28	h L	73-80	Pan American			7-9
J31	h W	91-80	Mercer			8-9
F3	h W	78-75	Samford (ot)			9-9
F7	n2 L	66-101	NC State	6/6		9-10
F8	n2 L	81-111	North Carolina	12/11		9-11
F11	h W	89-82	College of Charleston			10-11
F19	h L	69-85	Clemson	16/nr		10-12
F22	a L	86-107	Duke			10-13
F24	h W	74-69	Tulane			11-13
M1	a L	47-58	South Carolina			11-14
M5	h L	73-77	Georgia			11-15

n1, a1-Maryland Invitational (Cole Field House, College Park, Md.); n2-North-South Doubleheader (Charlotte Coliseum, Charlotte, N.C.)

GEORGIA TECH ENTERS METRO CONFERENCE

1975-76 (13-14, Metro 0-1)

Home: 9-4, Away: 0-6, Neutral: 4-4

Date	Site	Result	Opponent	TR	OR	Rec
N28	h W	59-57	Georgia			1-0
D8	a L	53-68	VMI			1-1
D10	a L	65-93	Maryland	2/3		1-2
D16	h W	85-60	Davidson			2-2
D19	a1 L	64-66	Kentucky	20/nr		2-3
D20	n1 L	70-85	Arizona State	19/18		2-4
D29	a2 W	98-81	Furman			3-4
D30	n2 L	87-94	Rutgers	14/16		3-5
J3	n3 W	72-68	Davidson			4-5
J6	a L	63-69	Georgia			4-6
J9	h L	71-91	Duke			4-7
J13	h W	79-54	East Tennessee State			5-7
J17	a L	58-59	Tulane			5-8
J21	h L	62-69	Georgia State			5-9
J24	h W	71-61	Newberry			6-9
J26	h L	44-55	Marquette	3/2		6-10
J29	h W	87-61	Presbyterian			7-10
F2	h W	66-56	VMI			8-10
F6	n4 L	74-79	North Carolina	4/3		8-11
F7	n4 W	78-67	NC State	10/10		9-11
F11	a L	51-72	Auburn			9-12
F19	h W	65-60	Southern Mississippi			10-12
F21	h W	58-56	The Citadel			11-12
F23	h L	55-63	South Carolina			11-13
F28	h W	91-52	College of Charleston			12-13
M4	n5 W	74-68	Tulane			13-13
M5	n5 L	60-71	Cincinnati	13/18		13-14

n1, a1-Kentucky Invitational (Memorial Coliseum, Lexington, Ky.); n2, a2-Poinsettia Tournament (Greenville, S.C.); n3-Charlotte Coliseum, Charlotte, N.C.; n4-North-South Doubleheader (Charlotte Coliseum, Charlotte, N.C.); n5-Metro Tournament (Freedom Hall, Louisville, Ky.)

1976-77 (18-10, Metro 3-3)

Home: 12-1, Away: 3-5, Neutral: 3-4

Date	Site	Result	Opponent	TR	OR	Rec
N26	a W	64-43	Georgia			1-0
D10	n1 L	72-88	Idaho State			1-1
D11	n1 W	80-79	Columbia			2-1
D13	h W	74-72	St. Francis, Pa.			3-1
D15	h W	59-44	Davidson			4-1

D18	h W	62-54	East Tennessee State			5-1
D22	a L	57-64	Tulane			5-2
J3	a L	45-63	Marquette	12/14		5-3
J5	h W	97-76	College of Charleston			6-3
J8	a L	69-98	Clemson	16/15		6-4
J10	h W	74-54	Georgia State			7-4
J14	h W	71-59	St. Louis			8-4
J17	h W	89-82	Memphis State	18/nr		9-4
J22	a W	63-59	The Citadel			10-4
J27	h L	51-60	Georgia			10-5
J29	h W	89-62	Tulane			11-5
J31	h W	81-37	Wofford			12-5
F4	n2 L	74-97	North Carolina	13/12		12-6
F5	n2 L	71-81	NC State			12-7
F9	h W	82-63	Presbyterian			13-7
F12	a L	73-84	Cincinnati	12/11		13-8
F15	h W	90-64	The Citadel			14-8
F19	a W	47-45	South Carolina			15-8
F21	h W	63-57	UNC-Wilmington			16-8
F25	a L	80-91	Louisville	10/10		16-9
M3	n3 W	72-67	Florida State			17-9
M4	n3 W	56-55	Louisville	10/9		18-9
M5	n3 L	61-74	Cincinnati	14/20		18-10

n1-Marshall Invitational (Huntington, W.Va.); n2-North-South Doubleheader (Charlotte Coliseum, Charlotte, N.C.); n3-Metro Tournament (Mid-South Coliseum, Memphis, Tenn.)

1977-78 (15-12, Metro 6-6)

Home: 10-3, Away: 2-8, Neutral: 3-1

Date	Site	Result	Opponent	TR	OR	Rec
N25	h W	75-58	Georgia			1-0
N28	h W	77-67	UNC-Wilmington			2-0
N30	h W	84-69	Troy State			3-0
D3	h W	82-55	Georgia State			4-0
D13	h W	94-54	DePauw			5-0
D16	n1 W	64-57	Oregon			6-0
D17	a1 L	63-65	Dayton			6-1
D21	a L	78-79	Davidson			6-2
D28	n2 W	73-67	St. John's			7-2
D29	a2 L	63-65	Maryland	14/14		7-3
J2	h W	59-56	Cincinnati	11/11		8-3
J9	h W	94-65	Southern Mississippi			9-3
J11	a L	64-68	Georgia			9-4
J14	a L	84-90	Louisville	9/8		9-5
J16	a W	75-70	Tulane			10-5
J21	a W	92-79	St. Louis			11-5
J24	h L	62-65	Memphis State			11-6
J28	h W	57-49	St. Louis			12-6
F1	h L	72-77	Auburn			12-7
F9	a L	67-75	Cincinnati			12-8
F11	h W	63-58	Tulane			13-8
F14	h W	69-59	Louisville			14-8
F18	a L	59-61	Memphis State			14-9
F21	a L	72-78	Florida State	12/10		14-10
F25	h L	82-85	Florida State	12/10		14-11
M2	n3 W	39-38	Cincinnati	nr/18		15-11
M3	n3 L	69-71	Florida State	nr/18	11/11	15-12

n1, a1-Dayton Invitational (Dayton Arena, Dayton, Ohio); n2-Maryland Invitational (Cole Field House, College Park, Md.); n3-Metro Tournament (Riverfront Coliseum, Cincinnati, Ohio)

GEORGIA TECH LEAVES METRO CONFERENCE

1978-79 (17-9)

Home: 13-1, Away: 3-8, Neutral: 1-0

Date	Site	Result	Opponent	TR	OR	Rec
N24	a L	73-78	Seton Hall			0-1
N27	h W	111-54	Baptist College			1-1
D1	h W	75-51	Georgia			2-1
D12	h W	70-49	Biscayne			3-1
D14	h W	108-63	Tennessee Tech			4-1
D16	a L	76-86	East Tennessee State			4-2
D21	a1 L	57-60	Auburn			4-3
D29	n1 W	83-81	Brigham Young			5-3
D30	a2 L	56-57	Minnesota			5-4
J2	a L	71-77	DePaul			5-5
J6	h W	90-59	Newberry			6-5
J11	a W	72-50	Western Carolina			7-5
J13	h W	78-54	Troy State			8-5
J16	a W	89-84	Memphis State (2ot)			9-5
J20	h W	69-53	Morris Harvey			10-5
J23	a L	73-79	Florida State			10-6
J27	h L	64-66	East Carolina (ot)			10-7
J29	h W	82-73	Cincinnati			11-7
F1	h W	100-75	Western Carolina			12-7
F5	a L	51-55	Cincinnati			12-8
F10	h W	75-72	Florida State			13-8
F13	a L	55-56	Georgia			13-9
F17	a W	82-68	East Carolina			14-9
F19	h W	61-43	College of Charleston			15-9
F22	h W	79-63	Memphis State			16-9
F26	h W	83-61	Campbell			17-9
a1-Birmingham, Ala.: n1, a2-Pillsbury Holiday Classic (Minneapolis, Minn.)						

ALL-TIME SCORES

GEORGIA TECH ENTERS

ATLANTIC COAST CONFERENCE

1979-80 (8-18, ACC 1-13/8th)

Home: 7-7, Away: 0-9, Neutral: 1-2

Date	Site	Result	Opponent	TR	OR	Rec
D1	a L	37-55	Virginia	13/13	0-1	
D12	h W	68-53	Presbyterian		1-1	
D15	a L	59-66	Georgia		1-2	
D17	h W	84-64	Wofford		2-2	
D19	a L	60-70	Maryland		2-3	
D21	n1 W	83-59	Alabama		3-3	
D22	n1 L	62-67	Virginia Tech		3-4	
D29	h L	62-73	NC State		3-5	
J3	h L	74-83	Maryland		3-6	
J5	h L	48-56	Clemson		3-7	
J7	a L	42-55	Duke	1/1	3-8	
J9	h W	70-60	Western Carolina		4-8	
J12	h L	49-64	Troy State		4-9	
J14	a1 L	53-54	North Carolina	15/15	4-10	
J19	a2 L	37-40	Boston College		4-11	
J21	h L	49-56	Duke	5/5	4-12	
J26	h L	59-67	Wake Forest		4-13	
J31	a L	52-76	Clemson	16/17	4-14	
F2	h W	70-69	Seton Hall		5-14	
F6	a L	40-60	NC State		5-15	
F9	h W	62-61	Virginia	18/nr	6-15	
F11	h L	50-60	North Carolina	11/11	6-16	
F16	a L	48-49	Wake Forest		6-17	
F18	h W	40-38	Georgia		7-17	
F21	h W	67-52	West Virginia Tech		8-17	
F28	n2 L	49-51	Maryland (ot)	7/7	8-18	

n1-Roanoke Times & World-News Holiday Classic (Roanoke, Va.) Civic Center;
a1-Greensboro (N.C.) Coliseum; a2-Boston Garden, Boston, Mass.; n2-ACC
Tournament (Greensboro, N.C.) Coliseum

1980-81 (4-23, ACC 0-14/8th)

Home: 4-12, Away: 0-8, Neutral: 0-3

Date	Site	Result	Opponent	TR	OR	Rec
N28	h L	77-88	Western Carolina		0-1	
D1	h W	87-59	Flagler		1-1	
D2	h W	45-42	University of the South		2-1	
D6	h L	38-55	Georgia		2-2	
D17	h W	64-61	Presbyterian		3-2	
D20	h L	44-49	Wofford		3-3	
D23	h L	55-66	Maryland	9/9	3-4	
D26	n1 L	45-53	Purdue		3-5	
D27	n1 L	41-64	Jacksonville		3-6	
D30	a L	51-65	Georgia		3-7	
J3	a L	61-87	Wake Forest	8/8	3-8	
J7	h1 L	54-65	Clemson	20/20	3-9	
J10	a L	68-93	NC State		3-10	
J12	h W	77-70	Newberry		4-10	
J17	h L	48-85	Virginia	2/2	4-11	
J21	a L	48-72	Clemson	19/nr	4-12	
J24	a L	60-100	North Carolina	17/18	4-13	
J28	h L	55-70	NC State		4-14	
J31	a L	64-72	Maryland	14/13	4-15	
F4	h L	68-82	Duke		4-16	
F7	h L	56-86	Wake Forest	8/8	4-17	
F11	h L	50-54	Troy State		4-18	
F14	h L	51-74	Baptist		4-19	
F16	a L	42-83	Georgia	1/1	4-20	
F21	a L	56-83	Duke		4-21	
F25	h L	51-76	North Carolina	11/10	4-22	
M5	n2 L	47-76	Virginia	4/4	4-23	

h1-The Omni, Atlanta, Ga.; n1-Gator Bowl Tournament (Jacksonville, Fla.); n2-ACC
Tournament (Capital Centre, Landover, Md.)

Bobby Cremins

South Carolina '70

Record: 354-237 (.599)

1982-2000 (19 seasons)



1981-82 (10-16, ACC 3-11/8th)

Home: 8-5, Away: 2-7, Neutral: 0-4

Date	Site	Result	Opponent	TR	OR	Rec
N30	h W	82-66	Presbyterian		1-0	
D2	h W	92-56	University of the South		2-0	
D4	a L	61-62	Georgia		2-1	
D16	h W	89-60	West Chester State		3-1	
D18	n2 L	44-73	UTEP		3-2	
D19	n2 L	57-59	Oklahoma State		3-3	
D23	a W	45-43	Maryland		4-3	
D28	n1 L	42-53	Georgia		4-4	
J2	h L	56-74	Wake Forest	nr/20	4-5	
J6	h L	57-62	Clemson		4-6	

J9	h L	49-55	NC State	15/15	4-7	
J13	h W	79-71	Flagler		5-7	
J16	a L	60-79	Virginia	3/2	5-8	
J20	a L	49-55	Clemson		5-9	
J23	h1 L	54-66	North Carolina	1/1	5-10	
J26	a L	40-49	NC State	17/17	5-11	
J30	h W	64-63	Maryland		6-11	
F3	a L	46-47	Duke		6-12	
F6	a1 L	38-53	Wake Forest	13/16	6-13	
F10	h W	79-54	Francis Marion		7-13	
F13	a W	55-40	Georgia Southern		8-13	
F15	h L	52-56	Virginia	1/1	8-14	
F20	h W	87-78	Duke		9-14	
F24	a L	54-77	North Carolina	2/2	9-15	
F27	h W	74-73	Georgia State		10-15	
M4	n3 L	39-55	North Carolina	1/1	10-16	

h1, n1-The Omni, Atlanta, Ga.; n2-Sun Bowl Tournament (El Paso, Texas); a1-
Greensboro (N.C.) Coliseum; n3-ACC Tournament (Greensboro, N.C.) Coliseum

1982-83 (13-15, ACC 4-10/6th)

Home: 12-3, Away: 0-9, Neutral: 1-3

Date	Site	Result	Opponent	TR	OR	Rec
N29	h W	116-72	Wofford		1-0	
D2	h W	76-54	St. Francis, N.Y.		2-0	
D4	n1 L	67-82	Georgia		2-1	
D13	h W	85-41	University of the South		3-1	
D15	h W	90-85	Alabama A&M		4-1	
D18	a L	73-101	Oklahoma		4-2	
J4	n2 L	57-81	Iona		4-3	
J8	a1 L	53-60	Wake Forest		4-4	
J11	h W	71-66	Clemson		5-4	
J13	h W	106-78	South Carolina State		6-4	
J15	a L	61-81	NC State	19/19	6-5	
J17	h1 L	52-66	Virginia	2/2	6-6	
J19	h W	64-60	Georgia State		7-6	
J24	a L	56-58	Clemson		7-7	
J26	h W	88-76	Francis Marion		8-7	
J29	a1 L	65-72	North Carolina	3/3	8-8	
F2	h L	64-74	NC State		8-9	
F5	a L	68-77	Maryland		8-10	
F9	h W	67-66	Duke		9-10	
F12	h W	70-69	Wake Forest		10-10	
F14	a L	69-92	Virginia	3/2	10-11	
F16	a L	53-61	South Carolina		10-12	
F21	h W	83-72	Appalachian State		11-12	
F23	h W	70-60	Maryland		12-12	
F26	a L	81-106	Duke		12-13	
M2	h1 L	73-85	North Carolina	8/10	12-14	
M11	n3 W	64-58	Maryland		13-14	
M12	n3 L	67-96	Virginia	2/2	13-15	

h1, n1-The Omni, Atlanta, Ga.; n2-Brendan Byrne Arena, East Rutherford, N.J.; n3-
ACC Tournament (The Omni, Atlanta, Ga.); a1-Greensboro (N.C.) Coliseum

1983-84 (18-11, ACC 6-8/T-5th)

Home: 13-2, Away: 1-7, Neutral: 4-2

National Invitation Tournament

Date	Site	Result	Opponent	TR	OR	Rec
N21	h W	91-88	Marathon Oil		exh	
N28	h W	95-75	Alabama A&M		1-0	
D2	n1 L	62-64	Georgia	13/na	1-1	
D12	h W	95-52	Flagler		2-1	
D16	n2 W	67-56	Pepperdine		3-1	
D17	n2 W	73-71	Central Michigan		4-1	
D28	n3 W	66-49	Nebraska		5-1	
D29	n3 W	57-54	Alabama		6-1	
J4	h W	78-61	Appalachian State		7-1	
J7	h W	68-66	Wake Forest	8/9	8-1	
J9	h W	90-65	South Carolina State		9-1	
J11	a L	69-79	Clemson		9-2	
J15	h W	56-47	NC State		10-2	
J16	h W	75-57	Augusta		11-2	
J19	h W	78-44	Wofford		12-2	
J23	h W	72-71	Virginia (3ot)		13-2	
J26	h W	59-52	Clemson		14-2	
J28	a L	61-73	North Carolina	1/1	14-3	
J30	h L	68-69	Duke	18/nr	14-4	
F2	a L	74-78	Wake Forest (ot)	18/15	14-5	
F4	h W	71-70	Maryland (2ot)	18/nr	15-5	
F7	a L	59-91	Virginia	18/nr	15-6	
F12	a L	67-68	NC State	18/nr	15-7	
F16	h W	68-50	South Carolina		16-7	
F20	h W	70-61	Maryland-Eastern Shore		17-7	
F23	a L	74-79	Maryland		17-8	
F25	a W	58-56	Duke	14/19	18-8	
F29	h1 L	56-69	North Carolina	1/1	18-9	
M9	n4 L	63-67	Duke	16/nr	18-10	
M10	a1 L	74-77	Virginia Tech		18-11	

n1, h1-The Omni, Atlanta, Ga.; n2-Casaba Club Classic (A.G. Spanos Center,
Stockton, Calif.); n3-Cotton States Classic (The Omni, Atlanta, Ga.); n4-ACC
Tournament (Greensboro, N.C.) Coliseum; a1-National Invitation Tournament (Cassell
Coliseum, Blacksburg, Va.)

1984-85 (27-8, ACC 9-5/T-1st)

Home: 13-2, Away: 5-4, Neutral: 9-2

ACC Champions • NCAA East Finalist

Date	Site	Result	Opponent	TR	OR	Rec
N17	h W	104-89	Marathon Oil (ot)		exh	
N24	h W	79-66	Baptist	18/nr	1-0	
N27	h W	74-58	Tennessee-Chattanooga	18/nr	2-0	
N30	h W	96-78	Tennessee Tech	18/nr	3-0	
D11	n1 L	59-60	Georgia	12/14	3-1	
D15	a W	66-64	NC State	12/14	9/8	4-1
D18	h W	81-43	North Carolina A&T	13/13	5-1	
D21	h W	84-53	Augusta	13/13	6-1	
D26	n2 W	72-52	Arkansas	10/13	7-1	
D27	n2 W	65-58	Washington	10/13	11/12	8-1
D28	n2 W	70-69	Maryland	10/13	nr/20	9-1
J3	h W	93-40	Maryland-Eastern Shore	8/7	10-1	
J5	a L	54-68	Wake Forest	3/7	10-2	
J8	h L	81-90	Clemson	9/10	10-3	
J14	a W	86-68	UNC Charlotte	9/10	11-3	
J17	h W	96-66	Monmouth, N.J.	17/15	12-3	
J21	h W	49-46	Virginia	17/15	13-3	
J23	a W	64-59	Clemson	16/17	14-3	
J27	a W	66-62	North Carolina	16/17	8/9	15-3
J30	h L	53-61	NC State	8/9	15-4	
F2	a W	72-60	Maryland	8/9	17/17	16-4
F6	h W	81-71	Duke	10/7	5/5	17-4
F10	h W	94-75	Wake Forest	10/7	18-4	
F16	a L	55-62	Virginia	6/5	18-5	
F19	h W	48-43	Maryland	8/9	nr/19	19-5
F23	a L	62-67	Duke	8/9	6/5	19-6
F27	h1 W	67-62	North Carolina	10/13	8/11	20-6
M2	h W	64-54	St. Louis	10/13	21-6	
M3	a L	80-87	Oklahoma	10/13	6/6	21-7
M8	n3 W	55-48	Virginia	9/11	22-7	
M9	n3 W	75-64	Duke	9/11	7/9	23-7
M10	n3 W	57-54	North Carolina	9/11	6/7	24-7
M15	n4 W	65-58	Mercer	6/6	25-7	
M17	n4 W	70-53	Syracuse	6/6	15/15	26-7
M21	n5 W	61-53	Illinois	6/6	12/10	27-7
M23	n5 L	54-60	Georgetown	6/6	1/1	27-8

h1, n1-The Omni, Atlanta, Ga.; n2-Rainbow Classic (Blaisdell Center, Honolulu, HI.);
n3-ACC Tournament (The Omni); n4-NCAA East First & Second Rounds (The Omni);
n5-NCAA East Regional (Providence, R.I., Civic Center)

1985-86 (27-7, ACC 11-3/2nd)

Home: 10-2, Away: 7-2, Neutral: 10-3

ACC Tournament Finalist

NCAA Southeast Regional Semifinalist

Date	Site	Result	Opponent	TR	OR	Rec
------	------	--------	----------	----	----	-----

ALL-TIME SCORES

1986-87 (16-13, ACC 7-7/5th)

Home: 7-2, Away: 4-8, Neutral: 5-3

NCAA Tournament

Date	Site	Result	Opponent	TR	OR	Rec
N12	h L	78-96	Soviet National			exh
N28	n2 W	67-65	Stanford			1-0
N29	a1 L	62-67	Richmond (ot)			1-1
D1	h W	84-57	Pennsylvania			2-1
D3	n1 W	72-66	Georgia	15/nr		3-1
D14	a L	49-52	Louisiana State	16/nr		3-2
D20	n3 W	65-62	Boston College (ot)	16/nr		4-2
D21	n3 W	63-54	Southern Methodist	16/nr		5-2
D27	n4 W	79-61	Rutgers	18/nr		6-2
D29	n4 L	53-62	St. John's	18/nr	15/16	6-3
J3	a W	65-59	Wake Forest (ot)	18/nr		7-3
J10	a L	62-63	NC State	18/20		7-4
J12	a W	81-64	Old Dominion			8-4
J14	h W	83-67	North Carolina A&T			9-4
J20	h L	66-67	Clemson	10/12		9-5
J22	h1 L	58-61	Virginia			9-6
J24	a L	55-92	North Carolina	2/1		9-7
J29	h W	75-66	Duke	13/11		10-7
F1	h W	76-72	Maryland			11-7
F3	h W	98-74	Georgia State			12-7
F7	h W	83-69	Wake Forest			13-7
F10	a W	78-74	Maryland			14-7
F14	h W	87-76	NC State			15-7
F18	a L	58-60	Virginia			15-8
F21	a W	79-72	Duke	17/18		16-8
F22	a L	67-84	DePaul	4/5		16-9
F25	a L	77-88	Clemson	13/12		16-10
M1	h1 L	76-92	North Carolina	2/3		16-11
M6	n5 L	54-55	Virginia			16-12
M13	n6 L	79-85	Louisiana State			16-13

h1, n1-The Omni; n2, a1-Central Fidelity Classic (Robins Center, Richmond, Va.);
n3-Suntory Ball (Aoyama College, Tokyo, Japan); n4-ECAC Holiday Festival (Madison
Square Garden, New York, N.Y.); n5-ACC Tournament (Capital Centre, Landover,
Md.); n6-NCAA Midwest First Round (Rosemont Horizon, Chicago, Ill.)

1987-88 (22-10, ACC 8-6/4th)

Home: 13-3, Away: 5-5, Neutral: 4-2

NCAA Tournament

Date	Site	Result	Opponent	TR	OR	Rec
N5	h L	78-87	Soviet National			exh
N20	h1 W	114-71	Alcorn State			1-0
N24	a1 L	69-80	Florida			1-1
D1	h W	79-71	Jackson State			2-1
D5	n1 W	78-77	Georgia			3-1
D12	h W	108-74	Augusta			4-1
D16	h2 W	87-70	Louisiana State			5-1
D19	a W	79-55	Pennsylvania			6-1
D22	h L	67-73	Richmond	nr/20		6-2
D29	n2 W	90-59	William & Mary			7-2
D30	n2 W	83-72	Auburn			8-2
J2	h W	86-57	George Washington			9-2
J6	a W	62-61	Louisville			10-2
J10	h W	78-66	Wake Forest			11-2
J12	h W	111-82	Georgia State			12-2
J16	h L	74-76	NC State			12-3
J19	h W	84-72	North Carolina A&T			13-3
J23	a L	55-58	Virginia			13-4
J26	h W	85-76	Clemson			14-4
J30	a L	71-73	North Carolina	3/3		14-5
F3	a L	65-78	Duke	4/5		14-6
F6	h W	71-70	DePaul			15-6
F8	a W	96-83	Maryland			16-6
F13	a W	78-75	Wake Forest			17-6
F17	h W	104-82	Maryland	14/14		18-6
F20	a W	87-84	NC State	14/14		19-6
F25	h W	76-71	Virginia	20/16		20-6
F28	h W	91-87	Duke	20/16	5/5	21-6
M2	h2 L	80-97	North Carolina	13/15	6/6	21-7
M5	a L	94-97	Clemson (2ot)	13/15		21-8
M11	n3 L	67-84	Maryland	18/18		21-9
M18	n4 W	90-78	Iowa State			22-9
M20	n4 L	55-59	Richmond			22-10

h1-Preseason NIT (Alexander Memorial Coliseum); h2, n1-The Omni; a1-Preseason
NIT (O'Connell Center, Gainesville, Fla.); n2-Cotton States Classic (The Omni);
n3-ACC Tournament (Greensboro, N.C., Coliseum); n4-NCAA East First & Second
Rounds (Hartford [Conn.] Civic Center)

1988-89 (20-12, ACC 8-6/5th)

Home: 13-2, Away: 4-6, Neutral: 3-4

NCAA Tournament

Date	Site	Result	Opponent	TR	OR	Rec
N13	h W	77-74	Yugoslavian National			exh
N25	h W	97-63	UNC-Asheville	14/na		1-0
N28	h W	95-65	Coastal Carolina	14/na		2-0
D3	a W	94-64	George Washington	12/12		3-0
D10	h W	101-66	Baptist	12/12		4-0
D17	n1 L	69-80	Georgia	11/11		4-1
D20	a W	62-50	Richmond	16/16		5-1

D28	n2 W	87-78	Houston	17/17		6-1
D29	n2 L	75-80	Illinois	17/17	4/4	6-2
D30	n2 W	72-69	Purdue	17/17		7-2
J4	h W	92-69	East Carolina	19/16		8-2
J7	a W	84-75	Wake Forest	19/16		9-2
J10	h W	121-86	Georgia State	19/16		10-2
J14	a L	68-82	NC State	19/16	15/17	10-3
J15	h L	65-67	Louisville	19/16	9/9	10-4
J18	h W	88-63	Alcorn State	nr/20		11-4
J22	a L	92-102	Illinois (2ot)	nr/20		11-5
J25	h W	75-74	Clemson	nr/19		12-5
J28	a L	85-92	North Carolina	nr/19	7/6	12-6
F2	h W	81-76	Duke	12/10		13-6
F4	h W	87-74	Maryland			14-6
F6	a L	71-78	Virginia			14-7
F8	n3 W	78-69	Iona	20/20		15-7
F11	h W	75-70	Wake Forest			16-7
F14	a W	67-66	Maryland			17-7
F18	h L	69-71	NC State	19/18		17-8
F20	a L	66-91	Duke	11/12		17-9
F22	h W	73-65	Virginia			18-9
F25	h W	90-80	Notre Dame			19-9
M1	h W	76-74	North Carolina	5/5		20-9
M4	a L	79-81	Clemson (ot)			20-10
M10	n4 L	62-77	North Carolina	9/8		20-11
M17	n5 L	70-76	Texas			20-12

n1-The Omni; n2-Rainbow Classic (Blaisdell Center, Honolulu, Hawaii); n3-Madison
Square Garden, New York, N.Y.; n4-ACC Tournament (The Omni); n5-NCAA Midwest
First Round (Reunion Arena, Dallas, Texas)

1989-90 (28-7, ACC 8-6/T-3rd)

Home: 11-2, Away: 5-4, Neutral: 12-1

ACC Champions • NCAA Final Four

Date	Site	Result	Opponent	TR	OR	Rec
N15	h W	103-88	Soviet National			exh
N24	h W	108-83	Georgia State	21/19		1-0
N28	h W	87-74	Richmond	21/19		2-0
D4	n1 W	93-92	Pittsburgh	21/19	18/nr	3-0
D11	h W	101-87	North Carolina A&T			4-0
D16	n2 W	92-89	Georgia	15/16		5-0
D19	h W	109-82	Coastal Carolina	14/13		6-0
D27	n3 W	98-76	Morehead State	14/13		7-0
D28	n3 W	111-92	Pittsburgh	14/13		8-0
J2	h W	86-77	Marist	12/12		9-0
J6	a W	91-79	Wake Forest	12/12		10-0
J11	h L	91-96	Duke	9/9	10/11	10-1
J13	h W	92-85	NC State	9/9	17/nr	11-1
J16	h W	59-57	Temple	11/11		12-1
J21	a L	79-81	Virginia (ot)	11/11		12-2
J25	a L	90-91	Clemson	13/11		12-3
J28	a L	86-88	Duke	13/11	8/7	12-4
F1	h W	102-75	North Carolina	17/15	25/18	13-4
F3	a W	90-84	Maryland	17/15		14-4
F7	h W	79-70	Wake Forest	16/15		15-4
F10	a W	94-84	Louisville	16/15	15/14	16-4
F13	h W	80-78	Maryland	13/11		17-4
F15	n4 W	83-78	Fordham	13/11		18-4
F17	a W	95-92	NC State (2ot)	13/11		19-4
F22	h L	71-73	Virginia	8/6		19-5
F24	a W	88-80	Notre Dame (ot)	8/6		20-5
F28	a L	79-81	North Carolina	11/11		20-6
M3	h W	85-69	Clemson	11/11	20	21-6
M9	n5 W	76-67	NC State	14/13		22-6
M10	n5 W	83-72	Duke	14/13	12	23-6
M11	n5 W	70-61	Virginia	14/13		24-6
M15	n6 W	99-83	East Tennessee State	9/7		25-6
M17	n6 W	94-91	Louisiana State	9/7	19/nr	26-6
M23	n7 W	81-80	Michigan State (ot)	9/7	4/4	27-6
M25	n7 W	93-91	Minnesota	9/7	20/nr	28-6
M31	n8 L	81-90	Nevada-Las Vegas	9/7	2/2	28-7

n1-ACC-Big East Challenge (Hartford [Conn.] Civic Center); n2-The Omni; n3-
Kuppenheimer Classic (The Omni); n4-Madison Square Garden, New York, N.Y.;
n5-ACC Tournament (Charlotte [N.C.] Coliseum); n6-NCAA Southeast First & Second
Rounds (Thompson-Boling Arena, Knoxville, Tenn.); n7-NCAA Southeast Regional
(Louisiana Superdome, New Orleans, La.); n8-NCAA National Semifinal (McNichols
Arena, Denver, Colo.)

1990-91 (17-13, ACC 6-8/T-5th)

Home: 9-3, Away: 2-7, Neutral: 6-3

NCAA Tournament

Date	Site	Result	Opponent	TR	OR	Rec
N15	h W	99-92	Soviet National (ot)			exh
N24	h W	100-63	Augusta	14/14		1-0
N27	h W	87-65	Morgan State	14/14		2-0
D5	a L	71-73	Richmond	14/14		2-1
D5	n1 L	72-73	St. John's (ot)	20/20	17/18	2-2
D8	h W	92-72	Fordham	20/20		3-2
D15	a L	67-69	Temple	23/21		3-3
D19	n2 W	112-105	Georgia (3ot)		17/13	4-3
D22	n3 W	135-94	Loyola Marymount			5-3
D27	n4 W	95-83	Tulane			6-3

D28	n4 W	99-87	Villanova			7-3
J2	h W	84-77	Howard	24/nr		8-3
J6	h W	101-91	Wake Forest	24/nr		9-3
J9	a L	57-98	Duke	24/21	14/11	9-4
J13	a L	83-90	NC State	24/21		9-5
J19	h W	78-51	Virginia		14/15	10-5
J24	h W	89-68	Clemson	nr/25		11-5
J27	a W	88-86	North Carolina	nr/25	7/8	12-5
J30	h L	75-77	Duke	23/22	7/7	12-6
F1	h W	80-65	Maryland	23/22		13-6
F3	h L	73-79	NC State	23/22		13-7
F9	a L	74-86	Wake Forest			13-8
F13	a L	93-96	Maryland			13-9
F17	n5 W	62-56	Arizona		6/6	14-9
F19	a W	73-60	Virginia	20/19		15-9
F24	h W	82-69	Louisville			16-9
F28	h L	74-91	North Carolina	nr/21	4/4	16-10
M2	a L	62-69	Clemson	nr/21		16-11
M8	n6 L	68-82	NC State			16-12
M15	n7 W	87-70	DePaul	24/nr		17-12
M17	n7 L	61-65	Ohio State	5/5		17-13

n1-ACC-Big East Challenge (Capital Centre, Landover, Md.); n2-The Omni;
n3-Kuppenheimer Classic (The Omni); n4-Sugar Bowl Tournament (Louisiana
Superdome, New Orleans, La.); n5-Brendan Byrne Arena, East Rutherford, N.J.;
n6-ACC Tournament (Charlotte, N.C., Coliseum); n6-NCAA Midwest First & Second
Rounds (University of Dayton Arena, Dayton, Ohio)

1991-92 (23-12, ACC 8-8/T-4th)

Home: 13-3, Away: 4-5, Neutral: 6-4

NCAA Midwest Semifinalist

Date	Site	Result	Opponent	TR	OR	Rec
N14	h W	76-74	Athletes In Action	23/24		exh
N20	h1 W	93-69	James Madison	23/24		1-0
N22	h1 W	84-67	Colorado State	23/24		2-0
N27	n1 W	120-107	Texas	18/18	24/nr	3-0
N29	n1 L	71-78	Oklahoma State	18/18	11/8	3-1
D3	n2 W	80-59	Villanova	17/16		4-1
D7	h W	97-84	Tennessee-Chattanooga	17/16		5-1
D14	h W	90-72	Georgia State	13/13		6-1
D18	n3 L	65-66	Georgia	13/13		6-2
D21	n4 W	81-80	Kentucky	13/13	8/9	7-2
D28	h W	97-67	Mercer	13/13		8-2
D30	h W	98-60	St. Bonaventure	15/11		9-2
J2	h W	82-75	Richmond	15/11		10-2
J5	h W	92-67	Maryland	15/11		11-2
J8	a W	80-63	NC State	14/15		12-2
J11	a L	84-97	Duke	14/15	1/1	12-3
J14	h W	75-71	Virginia	16/14		13-3
J18	a L	72-86	Wake Forest	16/14	nr/24	13-4
J23	h L	79-83	Florida State	18/17		13-5
J25	a W	73-65	Louisville	18/17	20/21	14-5
J28	h W	77-70	College of Charleston	20/18		15-5
F2	h L	76-86	North Carolina	20/18	11/11	15-6
F5	a L	78-95	Clemson (ot)	20/18		15-7
F9	a W	67-65	Maryland	20/18		16-7
F12	h L	62-71	Duke	nr/24	1/1	16-8
F15	a L	67-80	Florida State		23/21	16-9
F22	a W	52-49	Virginia			17-9
F27	h W	80-61	Wake Forest			18-9
F29	h W	98-88	NC State (ot)			19-9
M4	a L	75-79	North Carolina		16/16	19-10
M8	h W	101-82	Clemson			20-10
M13	n5 W	68-56	Virginia			21-10
M14	n5 L	76-89	Duke		1/1	21-11
M19	n6 W	65-60	Houston			22-11
M21	n6 W	79-78	Southern California		6/6	23-11
M27	n7 L	79-83	Memphis State (ot)			23-12

ALL-TIME SCORES

J23	a	W	75-71	Virginia	16/16	7/10	10-4
J27	h	W	85-74	NC State	18/17		11-4
J31	a	L	77-96	Florida State	18/17	19/20	11-5
F4	h	L	80-83	Clemson	22/22		11-6
F7	h	W	93-79	Maryland	22/22		12-6
F10	a	L	63-73	Duke	nr/24	3/3	12-7
F14	h	L	66-77	North Carolina	nr/24	6/6	12-8
F17	a	W	65-60	Richmond			13-8
F20	a	W	69-58	Wake Forest	10/11		14-8
F23	h	W	73-61	Virginia	22/22		15-8
F28	a	L	60-68	NC State			15-9
M4	h	L	82-83	Florida State	11/11		15-10
M7	a	W	66-59	Clemson			16-10
M12	n3	W	69-66	Duke	8/8		17-10
M13	n3	W	69-61	Clemson			18-10
M14	n3	W	77-75	North Carolina	1/1		19-10
M19	n4	L	78-93	Southern	18/20		19-11

n1-The Omni; n2-Kuppenheimer Classic (Georgia Dome, Atlanta, Ga.); n3-ACC Tournament (Charlotte [N.C.] Coliseum); n4-NCAA West First Round (McKale Center, Tucson, Ariz.)

1993-94 (16-13, ACC 7-9/6th)

Home: 10-3, Away: 2-7, Neutral: 4-3

National Invitation Tournament

Date	Site	Result	Opponent	TR	OR	Rec
N16	h	W	124-110 USA Verich Reps.	14/15		exh
N22	h	W	88-68 Lithuanian National	13/15		exh
N26	n1	L	70-80 Michigan	13/15	5/5	0-1
N30	h	W	93-77 North Carolina A&T	16/17		1-1
D2	h	W	77-55 Western Carolina	16/17		2-1
D4	h	W	95-65 Georgia State	16/17		3-1
D11	h	W	86-69 Mercer	17/17		4-1
D15	n2	W	72-69 Georgia	14/14		5-1
D18	n3	W	86-77 Vanderbilt (ot)	14/15	24/24	6-1
D20	h	W	79-62 Mount St. Mary's	14/15		7-1
D27	n4	W	57-51 Temple	15/15	4/4	8-1
D29	n4	W	71-69 St. John's	15/15		9-1
J4	h	L	88-91 Maryland	12/13		9-2
J8	a	L	71-88 Duke	12/13	3/3	9-3
J12	h	W	89-69 North Carolina	17/18	1/1	10-3
J15	a	L	68-88 Louisville	17/18	15/15	10-4
J19	a	L	63-67 Wake Forest	17/17		10-5
J23	h	W	74-70 Virginia	17/17		11-5
J26	a	L	78-84 NC State	21/19		11-6
J29	h	L	73-74 Florida State	21/19		11-7
F2	a	L	69-88 Clemson			11-8
F5	a	W	83-71 Maryland	21/21		12-8
F8	h	L	63-66 Duke	2/2		12-9
F12	a	W	96-89 North Carolina	1/1		13-9
F19	h	W	71-69 Wake Forest	25/nr		14-9
F22	a	L	72-73 Virginia (ot)	23/nr		14-10
F26	h	W	81-69 NC State	23/nr		15-10
M2	a	L	68-71 Florida State			15-11
M5	h	W	90-79 Clemson			16-11
M11	n5	L	49-75 Wake Forest			16-12
M16	a1	L	68-76 Siena			16-13

n1-Hall of Fame Tip-Off Classic Holiday Festival (Springfield [Mass.] Civic Center); n2-The Omni; n3-Kuppenheimer Classic (Georgia Dome, Atlanta, Ga.); n4-ECAC Holiday Festival (Madison Square Garden, New York, N.Y.); n5-ACC Tournament (Greensboro [N.C.] Coliseum); a1-National Invitation Tournament (Knickerbocker Arena, Albany, N.Y.)

1994-95 (18-12, ACC 8-8/5th)

Home: 14-2, Away: 2-6, Neutral: 2-4

Date	Site	Result	Opponent	TR	OR	Rec
N16	h	W	100-61 Croatian National	23/22		exh
N26	h	W	112-56 Florida A&M	23/22		1-0
N28	h	W	90-78 Coastal Carolina	20/19		2-0
D1	h	W	89-63 Western Carolina	20/19		3-0
D3	h	W	100-74 East Carolina	20/19		4-0
D10	h	W	112-84 Lafayette	17/15		5-0
D14	n1	W	86-78 Georgia	14/13		6-0
D17	n2	L	72-77 Louisville	14/13		6-1
D19	h	W	94-73 Furman	18/19		7-1
D28	n3	L	66-69 Cincinnati	17/16	20/18	7-2
D29	n3	W	89-85 Oklahoma	17/16		8-2
D30	n3	L	69-76 Duke	17/16	7/7	8-3
J4	a	L	67-80 Maryland	24/20	7/11	8-4
J7	h	W	75-68 Duke	24/20	11/9	9-4
J11	a	L	75-86 North Carolina	22/17	4/2	9-5
J17	h	W	67-65 Wake Forest	22/18	15/16	10-5
J19	h	W	87-68 UNC-Wilmington	22/18		11-5
J22	a	L	85-88 Virginia (2ot)	22/18	18/19	11-6
J25	h	W	75-71 NC State	21/21		12-6
J29	a	W	81-68 Florida State	21/21		13-6
F1	h	W	80-50 Clemson	21/20		14-6
F4	h	W	100-91 Maryland	21/20	5/8	15-6
F9	a	L	70-77 Duke	18/15		15-7
F12	h	L	81-85 North Carolina	18/15	1/1	15-8
F15	h	W	85-81 North Carolina A&T	20/18		16-8
F18	a	L	62-73 Wake Forest	20/17	14/14	16-9
F22	h	L	60-83 Virginia	24/22	14/14	16-10
F25	a	W	72-68 NC State	24/22		17-10
M2	h	W	69-67 Florida State			18-10

M4	a	L	63-65	Clemson			18-11
M9	n4	L	67-77	Virginia	11/13		18-12

n1-The Omni; n2-Kuppenheimer Classic (Georgia Dome, Atlanta, Ga.); n3-Rainbow Classic (Special Events Center, Honolulu, Hawaii); n4-ACC Tournament (Greensboro [N.C.] Coliseum)

1995-96 (24-12, ACC 13-3/1st)

Home: 10-1, Away: 6-5, Neutral: 8-6

ACC Regular Season Champions

NCAA Southeast Semifinalist

Date	Site	Result	Opponent	TR	OR	Rec
N2	h1	L	88-91 Marathon (ot)			exh
N15	h2	W	87-67 Manhattan			1-0
N17	h2	W	83-72 Oklahoma			2-0
N22	n1	L	72-94 Georgetown	25/20	4/4	2-1
N24	n1	W	77-61 Michigan	25/20	17/16	3-1
N27	h3	W	87-76 Campbell	20/20		4-1
D2	a	W	89-65 Appalachian State	20/20		5-1
D9	a	L	60-83 Kentucky	16/15	5/5	5-2
D13	a	L	70-94 Georgia	19/20		5-3
D16	n2	W	88-77 Louisville	19/20	20/19	6-3
D18	h3	L	69-71 Mount St. Mary's	21/18		6-4
D22	n3	L	67-75 Massachusetts	21/18	2/2	6-5
D29	n4	L	82-84 Bradley			6-6
D30	n4	L	66-71 Santa Clara			6-7
J3	h3	W	98-84 Maryland			7-7
J7	a	W	86-81 Duke	19/20		8-7
J10	h3	W	80-77 North Carolina	10/9		9-7
J13	h3	W	91-78 Western Carolina			10-7
J17	a	L	63-66 Wake Forest	6/6		10-8
J20	h	W	90-70 Virginia			11-8
J24	a	W	76-71 NC State			12-8
J27	h	W	79-58 Florida State			13-8
J30	a	L	70-73 Clemson	25/nr	24/21	13-9
F3	a	L	74-88 Maryland	25/nr		13-10
F7	h	W	73-71 Duke (ot)			14-10
F10	a	W	92-83 North Carolina (ot)	12/11		15-10
F17	h	W	64-63 Wake Forest	8/9		16-10
F21	a	W	84-65 Virginia	23/22		17-10
F25	h	W	92-83 NC State (ot)	23/22		18-10
F28	a	W	83-68 Florida State	18/20		19-10
M3	h	W	87-74 Clemson	18/20		20-10
M8	n5	W	88-73 NC State	18/18		21-10
M9	n5	W	84-79 Maryland	18/18		22-10
M10	n5	L	74-75 Wake Forest	18/18	12/10	22-11
M15	n6	W	90-79 Austin Peay	13/15		23-11
M17	n6	W	103-89 Boston College	13/15		24-11
M22	n7	L	70-87 Cincinnati	13/15	7/6	24-12

h1-Georgia Dome; h2-Presseason NIT (Georgia Dome); h3-The Omni; n1-Presseason NIT (Madison Square Garden, New York, N.Y.); n2-Jeep Eagle Classic (Georgia Dome); n3-Jimmy V. Classic (Brendan Byrne Arena, East Rutherford, N.J.); n4-Cable Car Classic (San Jose, Calif., Arena); n5-ACC Tournament (Greensboro, N.C., Coliseum); n6-NCAA Southeast First & Second Rounds (Orlando, Fla., Arena); n7-NCAA Southeast Regional (Rupp Arena, Lexington, Ky.)
NOTE: Seven home games in 1995-96 played at the Omni and Georgia Dome while Alexander Memorial Coliseum was under renovation.

1996-97 (9-18, ACC 3-13/9th)

Home: 8-5, Away: 0-9, Neutral: 1-4

Date	Site	Result	Opponent	TR	OR	Rec
N5	h	L	62-91 Marathon Oil			exh
N18	h	W	91-79 Newcastle of Australia			exh
N22	h	W	74-49 Wofford			1-0
N26	h	W	74-58 Morgan State			2-0
N29	h	W	91-60 Radford			3-0
D3	h	W	62-61 Georgia			4-0
D7	n1	L	58-76 Temple			4-1
D12	a	L	63-77 Maryland			4-2
D21	n2	L	59-88 Kentucky		3/3	4-3
D26	n3	W	58-47 Hofstra			5-3
D28	n3	L	55-67 St. John's			5-4
D31	h	W	65-40 UNC Greensboro			6-4
J5	h	L	56-66 Duke	13/11		6-5
J8	h	L	63-73 Wake Forest	2/2		6-6
J11	a	L	56-60 Louisville	14/16		6-7
J15	h	W	71-58 Florida State			7-7
J18	a	L	50-73 North Carolina	22/21		7-8
J22	a	L	64-68 Virginia			7-9
J25	h	W	54-53 NC State			8-9
J30	a	L	57-70 Clemson	7/6		8-10
F2	a	L	61-70 Duke	12/11		8-11
F6	h	W	66-53 Virginia			9-11
F9	a	L	62-64 Florida State			9-12
F15	h	L	68-72 North Carolina	16/17		9-13
F19	h	L	68-76 Maryland	14/13		9-14
F22	a	L	51-72 NC State			9-15
F25	a	L	55-71 Wake Forest	5/5		9-16
M1	h	L	53-55 Clemson	12/10		9-17
M6	n4	L	46-60 NC State (ACG)			9-18

n1-Coaches vs. Cancer Classic (Atlantic City [N.J.] Convention Center); n2-Delta Air Lines Holiday Classic (Georgia Dome, Atlanta, Ga.); n3-ECAC Holiday Festival

(Madison Square Garden, New York, N.Y.); n4-ACC Tournament (Greensboro [N.C.] Coliseum)

1997-98 (19-14, ACC 6-10/6th)

Home: 11-6, Away: 4-7, Neutral: 4-1

NIT Quarterfinalist

Date	Site	Result	Opponent	TR	OR	Rec
N4	h	W	96-76 CSKA Bulgaria			exh
N17	h	W	86-76 Athletes in Action			exh
N24	h	W	95-65 Winthrop			1-0
N27	n1	W	62-60 Alabama			2-0
N28	n1	W	77-65 St. John's			3-0
N29	n1	W	73-69 Louisville	19/19		4-0
D4	h	L	69-71 NC State (ot)	22/23		4-1
D6	h	W	84-63 Delaware State	22/23		5-1
D13	a	L	71-85 Kentucky	24/23	4/5	5-2
D17	h	W	100-63 Coastal Carolina			6-2
D20	n2	W	94-86 Louisville			7-2
D23	a	L	71-77 Georgia	nr/23		7-3
D27	a1	W	69-61 Miami	nr/23		8-3
D31	h	W	93-76 North Texas			9-3
J3	h	W	90-58 Wofford			10-3
J8	a	L	75-96 North Carolina	1/1		10-4
J10	h	W	70-63 Wake Forest			11-4
J15	a	W	83-65 Virginia			12-4
J18	h	L	67-70 Florida State	17/16		12-5
J21	h	L	67-70 Maryland			12-6
J25	a	L	56-51 NC State			12-7
J28	h	W	77-45 Georgia Southern			13-7
F1	a	L	69-90 Duke	1/1		13-8
F4	h	W	70-52 Clemson			14-8
F8	h	L	100-107 North Carolina (2ot)	2/2		14-9
F11	a	W	77-76 Wake Forest			15-9
F14	h	W	105-86 Virginia			16-9
F18	a	W	72-59 Florida State			17-9
F21	a	L	81-69 Maryland			17-10
F25	h	L	53-76 Duke	1/1		17-11
M1	a	L	62-76 Clemson			17-12
M6	n3	L	65-83 Maryland (ACC)	21/24		17-13
M11	h	W	88-78 Seton Hall (NIT)			18-13
M16	h	W	80-79 Georgetown (ot) (NIT)			19-13
M18	h	L	70-75 Penn State (NIT)			19-14

n1-Puerto Rico Shootout (Eugenio Guerra Sports Complex, Bayamon, P.R.); n2-Delta Classic for Kids (Georgia Dome, Atlanta, Ga.); n3-ACC Tournament (Greensboro, N.C., Coliseum); a1-Orange Bowl Classic (Miami, Fla., Arena)

ALL-TIME SCORES

1999-2000 (13-17, ACC 5-11/8th)

Home: 11-3, Away: 0-10, Neutral: 2-4

Date	Site	Result	Opponent	TR	OR	Rec
N2	h L	66-82	Athletes in Action			exh
N9	h L	85-95	California All-Stars			exh
N19	h W	91-79	Mercer			1-0
N24	n1 W	100-88	Grambling State			2-0
N26	n1 W	82-65	Washington			3-0
N27	n1 L	70-84	Kansas	10/11		3-1
D1	n2 L	77-80	Michigan			3-2
D8	a L	68-70	Georgia			3-3
D11	n3 L	61-64	Stanford (ot)	3/3		3-4
D18	h W	81-75	Morehead State			4-4
D22	h W	80-70	Wofford			5-4
D28	h W	97-73	UNC Greensboro			6-4
J2	h W	75-64	Lafayette			7-4
J5	n4 L	71-80	Kentucky	24/24		7-5
J8	a L	65-83	Virginia			7-6
J12	a L	52-87	Duke	6/7		7-7
J15	h W	69-68	Maryland	18/16		8-7
J19	h W	65-62	Florida State			9-7
J22	a L	58-66	NC State			9-8
J27	h L	46-60	Wake Forest			9-9
J29	h L	53-70	North Carolina			9-10
F2	a L	58-70	Clemson			9-11
F5	h W	89-57	Florida A&M			10-11
F9	h W	68-47	Virginia			11-11
F12	h L	65-84	Duke	3/3		11-12
F16	a L	70-92	Maryland	22/22		11-13
F21	a L	54-64	Florida State			11-14
F24	h W	66-63	NC State			12-14
F27	a L	64-76	Wake Forest			12-15
M1	a L	72-74	North Carolina (ot)			12-16
M4	h W	85-69	Clemson			13-16
M9	n5 L	62-63	Florida State			13-17

n1 - Great Alaska Shootout (Sullivan Arena, Anchorage, Alaska); n2 - ACC-Big Ten Challenge (Philips Arena, Atlanta, Ga.); n3 - Delta Air Lines Classic for Kids (Philips Arena, Atlanta, Ga.); n4 - Freedom Hall, Louisville, Ky.; n5 - ACC Tournament (Charlotte [N.C.] Coliseum)

Paul Hewitt

St. John Fisher '85

Record: 190-162 (.540)

2000-11 (11 seasons)



2000-01 (17-13, ACC 8-8/T-5th)

Home: 11-3, Away: 2-8, Neutral: 4-2

NCAA Tournament

Date	Site	Result	Opponent	TR	OR	Rec
N7	h1 L	86-107	California All-Stars			exh
N11	h W	96-85	Team Fokus			exh
N17	h W	92-49	Wofford			1-0
N21	h W	85-62	Charleston Southern			2-0
N24	h W	92-61	Davidson			3-0
N28	a1 L	67-85	Iowa			3-1
D2	n1 W	72-67	UCLA			4-1
D6	h L	70-75	Georgia			4-2
D9	n2 W	86-84	Kentucky			5-2
D18	n3 W	78-66	Idaho State			6-2
D19	a L	66-80	Stanford	3/3		6-3
D23	h W	94-58	Morgan State			7-3
D28	h W	90-59	Harvard			8-3
J2	h L	70-84	North Carolina	13/14		8-4
J6	a L	80-93	Maryland	17/17		8-5
J9	a W	73-68	Virginia	10/9		9-5
J13	h W	95-89	Wake Forest (ot)	6/6		10-5
J16	a L	60-72	NC State			10-6
J20	h L	77-98	Duke	2/2		10-7
J24	a W	111-108	Clemson			11-7
J27	h W	77-68	Florida State			12-7
F3	a L	69-82	North Carolina	4/4		12-8
F6	h W	72-62	Maryland	13/13		13-8
F11	h W	62-56	Virginia	6/9		14-8
F14	a L	65-81	Wake Forest	23/15		14-9
F17	h W	69-54	NC State			15-9
F21	a L	54-98	Duke	4/3		15-10
F25	h W	85-64	Clemson			16-10
F28	a L	59-69	Florida State			16-11
M9	n4 W	74-69	Virginia	12/12		17-11
M10	n4 L	63-70	North Carolina	6/5		17-12
M15	n5 L	62-66	St. Joseph's	23/23		17-13

h1 - Georgia Dome, Atlanta, Ga.; a1 - ACC-Big Ten Challenge (Carver-Hawkeye Arena, Iowa City, Iowa); n1 - Wooden Classic (Arrowhead Pond, Anaheim, Calif.); n2 - Delta Air Lines Classic for Kids (Philips Arena, Atlanta, Ga.); n3 - Stanford Invitational (Maples Pavilion, Stanford, Calif.); n4 - ACC Tournament (Georgia Dome, Atlanta, Ga.); n5 - NCAA West First Round (Cox Arena, San Diego, Calif.)

2001-02 (15-16, ACC 7-9/T-5th)

Home: 8-7, Away: 4-6, Neutral: 3-3

Date	Site	Result	Opponent	TR	OR	Rec
N18	h L	90-99	Nike Elite			exh
N12	h W	112-85	EA Sports All-Stars			exh
N16	h W	97-62	Florida A&M			1-0
N19	h1 L	74-79	Pennsylvania			1-1
N22	n1 W	70-65	Eastern Illinois			2-1
N23	n1 L	66-105	Illinois	3/2		2-2
N24	n1 L	54-67	Saint Louis			2-3
N28	h2 W	62-61	Wisconsin			3-3
D2	a L	77-83	North Carolina			3-4
D9	a L	82-95	Georgia			3-5
D16	n2 W	96-80	Syracuse	13/12		4-5
D17	n3 W	83-69	Davidson			5-5
D21	h W	79-70	Wofford			6-5
D23	h L	69-79	Tulane			6-6
D29	h W	92-98	IUPUI			6-7
J2	h W	86-68	Cornell			7-7
J5	h L	76-83	Clemson			7-8
J10	a L	79-104	Duke	2/1		7-9
J13	h L	87-92	Maryland	4/4		7-10
J19	a L	71-84	NC State			7-11
J22	h L	65-69	Virginia	7/7		7-12
J26	a L	74-87	Wake Forest	21/16		7-13
J30	h W	77-46	Florida State			8-13
F2	h W	86-74	North Carolina			9-13
F6	a W	74-50	Clemson			10-13
F9	h L	63-95	Duke	1/1		10-14
F13	a L	65-85	Maryland	3/3		10-15
F16	a W	60-40	Saint Louis			11-15
F20	h W	65-59	NC State			12-15
F23	a W	82-80	Virginia	22/15		13-15
F27	h W	90-77	Wake Forest	24/22		14-15
M2	a W	86-78	Florida State			15-15
M8	n4 L	83-92	Wake Forest			15-16

h1 - Las Vegas Invitational (Alexander Memorial Coliseum); h2 - ACC-Big Ten Challenge (Alexander Memorial Coliseum); n1 - Las Vegas Invitational (Valley High School, Las Vegas, Nev.); n2 - Chick-fil-A Peach Bowl Classic (Philips Arena, Atlanta, Ga.); n3 - Charlotte Coliseum, Charlotte, N.C.; n4 - ACC Tournament (Charlotte Coliseum, Charlotte, N.C.)

2002-03 (16-15, ACC 7-9/5th)

Home: 13-2, Away: 2-11, Neutral: 1-2

NIT Quarterfinals

Date	Site	Result	Opponent	TR	OR	Rec
N10	h W	110-73	S.E. Atlanta All-Stars			exh
N19	h W	81-48	Team Nike			exh
N23	h W	113-75	Arkansas-Pine Bluff			1-0
N27	h W	83-77	Georgia	17/18		2-0
D1	h W	75-53	Gardner-Webb			3-0
D4	a1 L	63-64	Minnesota	20/17		3-1
D7	n1 W	67-53	Marist			4-1
D15	n2 L	69-70	Tennessee			4-2
D17	h W	88-66	Troy State			5-2
D21	a L	65-92	Syracuse			5-3
D29	a L	77-84	Maryland	23/22		5-4
J2	a L	66-80	Tulane			5-5
J8	h W	81-55	Cornell			6-5
J11	h W	85-61	NC State			7-5
J14	h W	81-74	Florida State			8-5
J19	a L	66-73	Wake Forest	19/20		8-6
J22	h W	66-47	Elon			9-6
J25	a L	71-91	Duke	3/3		9-7
J29	h W	88-68	North Carolina			10-7
F1	h W	80-60	Virginia			11-7
F5	a L	67-69	Clemson			11-8
F9	h W	90-84	Maryland	8/8		12-8
F12	a L	57-63	NC State			12-9
F15	a L	64-71	Florida State			12-10
F20	h L	67-75	Wake Forest	10/11		12-11
F26	h L	58-77	Duke	6/5		12-12
M1	a L	66-67	North Carolina			12-13
M5	a W	90-73	Virginia			13-13
M8	h W	66-56	Clemson			14-13
M14	n3 L	65-71	NC State			14-14
M19	h1 W	72-58	Ohio State			15-14
M24	a2 W	79-78	Iowa			16-14
M26	a2 L	72-80	Texas Tech			16-15

a1 - ACC-Big Ten Challenge (Williams Arena, Minneapolis, Minn.); h1, a2 - National Invitation Tournament; n1 - Madison Square Garden (New York, N.Y.); n2 - Chick-fil-A Peach Bowl Classic for Kids (Philips Arena, Atlanta, Ga.); n3 - ACC Tournament (Greensboro Coliseum, Greensboro, N.C.)

2003-04 (28-10, ACC 9-7/T3rd)

Home: 12-3, Away: 7-5; Neutral: 9-2

NCAA National Runner-Up

Date	Site	Result	Opponent	TR	OR	Rec
N6	h W	100-89	Team Nike			exh
N10	h W	112-75	S.E. Atlanta All-Stars			exh
N18	h1 W	79-45	Louisiana-Lafayette			1-0
N20	h1 W	75-56	Hofstra			2-0
N23	a W	90-69	Cornell			3-0
N26	n1 W	77-61	Connecticut	1/1		4-0
N28	n1 W	85-65	Texas Tech		25/v	5-0
D3	a1 W	73-53	Ohio State	13/15		6-0
D6	h W	94-43	Tennessee State	13/15		7-0
D13	n2 W	75-62	Saint Louis	10/11		8-0
D17	h W	74-41	Alabama A&M	5/6		9-0
D21	h W	79-66	St. John's	5/6		10-0
D23	h W	90-40	Marist	4/4		11-0
D29	h W	86-65	Virginia Commonwealth	3/3		12-0
J3	a L	80-83	Georgia (2ot)	3/3		12-1
J11	a L	88-103	North Carolina	8/8	12/13	12-2
J15	h W	75-57	Virginia		12/14	13-2
J17	h W	81-71	Maryland		12/14	14-2
J20	a W	73-66	Wake Forest	11/13	10/7	15-2
J24	a L	72-76	NC State	11/13		15-3
J27	h W	76-69	Clemson		14/16	16-3
J31	h L	74-82	Duke		14/16	16-4
F3	a L	65-81	Florida State		15/16	16-5
F7	a W	77-62	Tennessee		15/16	17-5
F10	h W	88-77	North Carolina	15/16	14/17	18-5
F14	a L	80-82	Virginia		15/16	18-6
F19	a W	75-64	Maryland		18/16	19-6
F22	h L	76-80	Wake Forest	18/16	15/15	19-7
F25	h L	69-79	NC State	18/20	14/19	19-8
F28	a W	79-60	Clemson	18/20		20-8
M3	a W	76-68	Duke	19/22	3/3	21-8
M6	h W	63-60	Florida State	19/22		22-8
M12	n3 W	83-82	North Carolina	14/18	16/19	23-8
M13	n3 L	71-85	Duke	14/18	5/4	23-9
M19	n4 W	65-60	Northern Iowa	14/15		24-9
M21	n4 W	57-54	Boston College	14/15	25/v	25-9
M26	n5 W	72-67	Nevada	14/15		26-9
M28	n5 W	79-71	Kansas (ot)	14/15	16/14	27-9
A3	n6 W	67-65	Oklahoma State	14/15	4/3	28-9
A5	n6 L	73-82	Connecticut	14/15	7/7	28-10

a1 - ACC-Big Ten Challenge (Value City Arena, Columbus, Ohio); h1 - Pre-season NIT; n1 - Pre-season NIT (Madison Square Garden, New York, N.Y.); n2 - Chick-fil-A Peach Bowl Classic for Kids (Philips Arena, Atlanta, Ga.); n3 - ACC Tournament (Greensboro Coliseum, Greensboro, N.C.); n4 - NCAA First and Second Rounds (Bradley Center, Milwaukee, Wis.); n5 - NCAA St. Louis Regional (Edward Jones Dome, St. Louis, Mo.); n6 - NCAA Final Four (Alamodome, San Antonio, Texas)

2004-05 (20-12, ACC 8-8/T4th)

Home: 12-3, Away: 4-6; Neutral: 4-3

NCAA Tournament Second Round

Date	Site	Result	Opponent	TR	OR	Rec
N6	h W	80-60	Kennesaw State	3/4		exh
N14	h W	103-66	LeMoyne	3/4		exh
N19	h W	74-37	Alabama State	3/4		1-0
N22	a W	60-59	Illinois-Chicago	3/3		2-0
N26	h W	79-54	Arkansas-Little Rock	3/3		3-0
N30	h1 W	99-68	Michigan	4/4		4-0
D5	h W	87-49	Georgia	4/4		5-0
D11	n1 W	64-42	Air Force	3/3		6-0
D15	h W	72-47	James Madison	3/3		7-0
D18	n2 L	73-85	Gonzaga	3/3	22/v	7-1
D22	h W	90-48	Charleston Southern	9/9		8-1
D28	h W	92-58	Lafayette	9/9		9-1
J1	a L	68-70	Kansas (ot)	9/9	2/2	9-2
J6	h W	80-69	Miami	9/10		10-2
J8	h W	92-69	Virginia	9/10		11-2
J12	a L	69-91	North Carolina	8/8	3/4	11-3
J16	a L	68-76	NC State	8/8		11-4
J22	h L	69-70	Virginia Tech	12/15		11-5
J27	h W	102-101	Wake Forest (ot)	22/21	5/5	12-5
J30	a L	71-79	Maryland	22/21		12-6
F2	h W	64-61	Florida State	25/23		13-6
F5	a L	65-82	Duke	25/23	4/6	13-7
F8	a W	70-62	Clemson	25/23		14-7
F13	h L	51-53	NC State			14-8
F20	a W	76-75	Florida State			15-8
F23	h L	56-60	Duke		7/10	15-9
F26	a W	76-72	Miami			16-9
M2	a L	91-98	Wake Forest		4/4	16-10
M5	h W	64-56	Clemson			17-10
M11	n3 W	73-54	Virginia Tech			18-10
M12	n3 W	78-75	North Carolina		2/2	19-10
M13	n3 L	64-69	Duke		6/6	19-11
M18	n4 W	80-68	George Washington	25/25		20-11
M20	n4 L	54-76	Louisville	25/25	4/4	20-12

ALL-TIME SCORES

2005-06 (11-17, ACC 4-12/11th)

Home: 10-5, Away: 0-10; Neutral: 1-2

Date	Site	Result	Opponent	TR	OR	Rec
N6	h W	96-57	Augusta State		exh	
N18	h W	80-52	UNC-Asheville		1-0	
N21	h W	81-69	Elon		2-0	
N25	h L	51-73	Illinois-Chicago		2-1	
N30	a L	86-88	Michigan State	13/14	2-2	
D4	h W	63-54	Virginia		3-2	
D7	a L	75-91	Georgia		3-3	
D10	h W	82-72	Tennessee State		4-3	
D22	h W	92-67	Jacksonville		5-3	
D28	n1 L	46-54	Air Force		5-4	
D31	h W	73-64	Bethune-Cookman		6-4	
J3	h W	76-67	Vanderbilt		7-4	
J8	h W	60-58	Boston College	11/11	8-4	
J10	n2 W	85-69	Centenary		9-4	
J14	a L	78-87	NC State	18/18	9-5	
J18	a L	71-86	Wake Forest		9-6	
J21	h L	63-73	Clemson		9-7	
J25	h L	74-86	Maryland	18/19	9-8	
J29	a L	64-66	Boston College	20/18	9-9	
J31	a L	62-63	Virginia Tech		9-10	
F4	h L	53-70	Miami		9-11	
F9	a L	79-80	Florida State		9-12	
F12	h W	71-68	NC State	16/15	10-12	
F15	a L	75-82	North Carolina	23/23	10-13	
F18	a L	84-87	Maryland (ot)		10-14	
F22	h L	66-73	Duke	1/1	10-15	
F25	h W	76-61	Wake Forest		11-15	
M4	a L	82-95	Clemson		11-16	
M9	n3 L	64-82	Maryland		11-17	

a1 - ACC-Big Ten Challenge; n1 - World Arena, Colorado Springs, Colo; n2 - CenturyTel Center, Bossier City, La.; n3 - ACC Tournament, Greensboro Coliseum, Greensboro, N.C.

2006-07 (20-12, ACC 8-8/T-6th)

Home: 16-1, Away: 1-8, Neutral: 3-3

NCAA Tournament

Date	Site	Result	Opponent	TR	OR	Rec
N4	h W	96-52	Morehouse	23/21	exh	
N10	h W	83-49	Elon	23/21	1-0	
N13	h W	100-70	Jackson State	23/21	2-0	
N16	h W	103-74	Georgia State	23/21	3-0	
N20	n1 W	79-61	Purdue	19/19	4-0	
N21	n1 W	92-85	Memphis	19/19	5-0	
N22	n1 L	73-88	UCLA	19/19	5-1	
N28	h1 W	77-73	Penn State	21/24	6-1	
D3	a L	82-90	at Miami	21/24	6-2	
D9	a L	64-73	at Vanderbilt	25/N	6-3	
D18	h W	92-52	Centenary		7-3	
D22	h W	78-69	Georgia		8-3	
D28	h W	85-55	Troy		9-3	
D30	h W	87-43	St. Francis, Pa.		10-3	
J3	h W	97-46	Winston-Salem State		11-3	
J6	a L	74-75	at Clemson	23/18	11-4	
J10	h W	74-63	Duke	11/11	12-4	
J13	h W	88-80	Florida State		13-4	
J20	a L	61-77	at North Carolina	4/4	13-5	
J24	a L	65-80	at Maryland		13-6	
J28	h L	65-73	Virginia Tech	24/23	13-7	
J30	a L	75-85	at Wake Forest		13-8	
F3	h W	80-62	Clemson	25/21	14-8	
F6	h W	74-65	NC State		15-8	
F11	h2 W	65-52	Connecticut		16-8	
F13	a W	63-57	at Florida State		17-8	
F18	a L	62-71	at Duke		17-9	
F21	h W	75-61	Wake Forest		18-9	
F24	a L	69-75	at Virginia	24/v	18-10	
M1	h W	84-77	North Carolina	8/8	19-10	
M4	h W	74-60	Boston College		20-10	
M8	n2 L	112-114	Wake Forest (ot)		20-11	
M16	n3 L	63-67	UNLV	19/18	20-12	

h1 - ACC/Big Ten Challenge; h2 - Georgia Dome, Atlanta, Ga.; n1 - EA Sports Maui Invitational (Lahaina Civic Center, Lahaina, Maui); n2 - ACC Tournament, St. Pete Times Forum, Tampa, Fla.; n3 - NCAA Midwest First Round, United Center, Chicago, Ill.

2007-08 (15-17, ACC 7-9/T-7th)

Home: 6-7, Away: 6-8, Neutral: 3-2

Date	Site	Result	Opponent	TR	OR	Rec
N2	h W	126-86	Carson-Newman		exh	
N9	h L	74-83	UNC-Greensboro		0-1	
N11	a W	99-85	Tennessee State		1-1	
N16	n1 W	82-77	Charlotte		2-1	
N18	n1 L	73-79	Winthrop		2-2	
N19	n1 W	70-69	Notre Dame		3-2	
N27	a L	79-83	Indiana	15/15	3-3	
D1	a L	79-92	Vanderbilt		3-4	
D5	a W	72-67	Georgia State		4-4	
D18	h L	66-71	Kansas	3/3	4-5	
D22	h W	86-41	Centenary		5-5	
D27	h W	83-63	Tennessee Tech		6-5	

D30	h L	64-66	Florida State		6-6	
J6	h W	77-64	Presbyterian		7-6	
J9	a L	72-79	Georgia		7-7	
J12	a L	68-78	Miami	25/v	7-8	
J16	h L	82-83	North Carolina	1/1	7-9	
J19	h W	81-70	Virginia Tech		8-9	
J23	a W	77-74	NC State		9-9	
J27	a W	92-82	Virginia (ot)		10-9	
F2	h L	86-88	Maryland		10-10	
F6	a W	89-83	Wake Forest		11-10	
F9	a L	68-80	Connecticut	19/19	11-11	
F14	a L	67-82	Clemson		11-12	
F17	h L	63-64	Miami		11-13	
F23	a L	84-92	Virginia Tech		11-14	
F27	a L	58-71	Duke	7/6	11-15	
M1	h W	87-79	Wake Forest (ot)		12-15	
M3	h L	74-76	Virginia		12-16	
M6	h W	80-75	Clemson	24/v	13-16	
M8	a W	86-78	Boston College		14-16	
M13	n2 W	94-76	Virginia		15-16	
M14	n2 L	70-82	Duke	7/7	15-17	

a1 - ACC/Big Ten Challenge; n1 - Paradise Jam, St. Thomas, U.S. Virgin Islands; n2 - ACC Tournament, Bobcats Arena, Charlotte, N.C.

2008-09 (12-19, ACC 2-14/12th)

Home: 9-8, Away: 2-10, Neutral: 1-1

Date	Site	Result	Opponent	TR	OR	Rec
N7	h W	85-54	Le Moyne		exh	
N14	h W	92-47	Winston-Salem State		1-0	
N22	a W	82-76	Mercer (ot)		2-0	
N25	h W	74-47	Arkansas-Pine Bluff		3-0	
N28	h W	79-76	Jacksonville		4-0	
D3	h1 L	83-85	Penn State		4-1	
D6	h W	63-51	Vanderbilt		5-1	
D14	h L	60-66	Illinois-Chicago		5-2	
D17	h W	84-64	Georgia State		6-2	
D20	a W	86-58	Pepperdine		7-2	
D22	a L	57-76	Southern California		7-3	
D28	h L	84-88	Virginia (ot)		7-4	
D30	h W	63-58	Tennessee State		8-4	
J3	a L	77-88	Alabama		8-5	
J6	h W	67-62	Georgia		9-5	
J10	a L	61-68	Maryland		9-6	
J14	h L	56-70	Duke	3/2	9-7	
J17	a L	71-76	NC State (ot)		9-8	
J20	h L	76-80	Boston College (ot)		9-9	
J25	a L	59-73	Clemson	10/9	9-10	
J31	h W	76-74	Wake Forest	6/4	10-10	
F5	a L	58-62	Florida State		10-11	
F8	h L	56-57	Maryland		10-12	
F11	a L	71-76	Virginia Tech		10-13	
F14	h L	65-86	NC State		10-14	
F18	a L	69-87	Wake Forest	8/8	10-15	
F22	h L	73-81	Clemson	13/13	10-16	
F28	a L	74-104	North Carolina	4/5	10-17	
M4	h W	78-68	Miami		11-17	
M7	a L	66-67	Boston College		11-18	
M12	n1 W	86-81	Clemson	17/18	12-18	
M13	n1 L	62-64	Florida State	22/22	12-19	

h1 - ACC/Big Ten Challenge; n1 - ACC Tournament, Georgia Dome, Atlanta, Ga.

2009-10 (23-13, ACC 7-9/7th)

Home: 14-2, Away: 3-8, Neutral: 6-3

NCAA Tournament Second Round

Date	Site	Result	Opponent	TR	OR	Rec
N8	h W	84-76	IUPUI (ot)		exh	
N14	h W	100-59	Florida A&M	22/20	1-0	
N19	n1 L	59-63	Dayton	21/19	1-1	
N20	n1 W	70-62	George Mason	21/19	2-1	
N22	n1 W	85-67	Boston University	21/19	3-1	
N27	h W	85-74	Mercer	v/25	4-1	
D2	h W	74-61	Siena	v/23	5-1	
D5	h W	79-53	Southern California	v/23	6-1	
D14	a W	95-64	at Chattanooga	22/15	7-1	
D16	h W	65-53	Arkansas-Pine Bluff	22/15	8-1	
D20	h L	59-66	Florida State (ot)	22/15	8-2	
D22	h W	80-55	Kennesaw State	v/22	9-2	
D29	h W	78-43	Winston-Salem State	v/20	10-2	
J2	a W	76-67	at Charlotte	v/20	11-2	
J5	a L	66-73	at Georgia	20/17	11-3	
J9	h W	71-67	Duke	20/17	12-3	
J13	a L	75-82	at Virginia	20/18	12-4	
J16	a W	73-71	at North Carolina	20/18	12/13	13-4
J19	h W	66-64	Clemson	19/18	17/16	14-4
J24	a L	66-68	at Florida State	19/18	14-5	
J28	h W	79-58	Wake Forest	22/22	15-5	
J30	h W	98-50	Kentucky State	22/22	16-5	
F4	a L	67-86	at Duke	21/19	10/9	16-6
F6	h W	73-71	NC State	21/19	17-6	
F10	a L	62-64	at Miami	20/20	17-7	
F13	a L	64-75	at Wake Forest	20/20	17-8	
F16	h W	68-51	North Carolina		18-8	

F20	a L	75-76	at Maryland		18-9	
F27	h W	73-68	Boston College		19-9	
M2	a L	80-91	at Clemson		19-10	
M6	h L	82-88	Virginia Tech		19-11	
M11	n2 L	62-58	North Carolina		20-11	
M12	n2 W	69-64	Maryland	19/19	21-11	
M13	n2 W	57-54	NC State		22-11	
M14	n2 L	61-65	Duke	4/4	22-12	
M19	n3 W	64-59	Oklahoma State		23-12	
M21	n3 L	66-75	Ohio State	5/7	23-13	

n1 - O'Reilly Auto Parts Puerto Rico Tip-Off; n2 - ACC Tournament, Greensboro Coliseum, Greensboro, N.C.; n3 - NCAA Midwest First and Second Rounds, Bradley Center, Milwaukee, Wis.

2010-11 (13-18, ACC 5-11/10th)

Home: 10-6, Away: 1-10, Neutral: 2-2

Date	Site	Result	Opponent	TR	OR	Rec
N5	h	W	71-68	Clark Atlanta (ot)		exh
N12	h	W	52-39	Charleston Southern		1-0
N15	a	L	63-80	Kennesaw State		1-1
N17	h1	W	78-51	Albany		2-1
N19	h1	W	77-51	Niagara		3-1
N26	n1	W	71-61	UTEP		4-1
N27	n1	L	76-80	Syracuse	9/10	4-2
N30	a	L	71-91	Northwestern		4-3
D7	h	L	72-73	Georgia		4-4
D11	h	W	69-59	Savannah State		5-4
D18	n2	W	67-54	Richmond		6-4
D22	a	L	57-62	Siena		6-5
D27	h	cancelled	Fordham			
D31	h	W	87-78	Mercer		7-5
J2	h	L	83-86	Charlotte (2 ot)		7-6
J8	a	L	75-86	Boston College		7-7
J12	a	L	62-87	Clemson		7-8
J16	h	W	78-58	North Carolina		8-8
J19	h	W	74-39	Wake Forest		9-8
J22	a	L	64-72	Virginia		9-9
J25	h	W	72-57	Virginia Tech		10-9
J30	h	L	63-74	Maryland		10-10
F3	a	L	57-59	Miami		10-11
F5	h	L	56-65	Clemson		10-12
F10	h	L	63-72	Florida State		10-13
F13	a	L	77-102	Virginia Tech		10-14
F16	h	W	62-53	Chattanooga		11-14
F20	a	L	57-79	Duke	5/5	11-15
F23	h	L	56-62	Virginia		11-16
F26	a	L	74-79	NC State		11-17
M3	a	W	80-54	Wake Forest		12-17
M6	h	W	66-57	Miami		13-17
M10	n3	L	43-59	Virginia Tech		13-18

F15	a	L	50-59	Wake Forest.....	9-16
F18	a	L	73-74	Virginia Tech (ot).....	9-17
F21	h	2	37-56	Clemson.....	9-18
F25	h	2	63-61	Maryland.....	10-18
F29	a	L	52-56	Boston College.....	10-19
M3	h	2	69-62	Wake Forest.....	11-19
M8	n	2	36-54	Miami.....	11-20

h1 - Arena at Gwinnett; h2 - Philips Arena; n1 - TD Arena, Charleston, S.C. (Charleston Classic); n2 - ACC Tournament, Philips Arena, Atlanta, Ga.

TECH BEGINS PLAYING HOME GAMES AT MCCAMISH PAVILION

2012-13 (16-15, ACC 6-12/T-9th)

Home: 11-6, Away: 3-7, Neutral: 2-2

Date	Site	Result	Opponent.....	TR.....	OR.....	Rec
N9	h	W	79-61	Tulane.....		1-0
N14	h	W	52-38	Presbyterian.....		2-0
N22	n	1	54-36	Rice.....		3-0
N23	n	1	57-68	California.....		3-1
N25	n	1	65-56	Saint Mary's.....		4-1
N28	a	L	62-75	Illinois.....	22/22	4-2
D4	h	W	62-54	Georgia.....		5-2
D8	h	W	73-66	UNC-Wilmington.....		6-2
D17	h	W	75-41	Alabama State.....		7-2
D22	h	W	73-41	The Citadel.....		8-2
D29	h	W	73-48	Fordham.....		9-2
J2	h	W	74-58	Chattanooga.....		10-2
J5	h	L	49-62	Miami.....		10-3
J9	a	L	70-83	NC State.....	20/21	10-4
J12	h	L	65-70	Virginia Tech (ot).....		10-5
J17	a	L	57-73	Duke.....	3/3	10-6
J23	a	L	63-79	North Carolina.....		10-7
J26	h	W	82-62	Wake Forest.....		11-7
J29	a	L	60-63	Clemson.....		11-8
F3	h	W	66-60	Virginia.....		12-8
F5	h	L	54-56	Florida State.....		12-9
F9	a	W	64-54	Virginia Tech.....		13-9
F14	h	L	53-56	Clemson.....		13-10
F16	a	W	57-56	Wake Forest.....		14-10
F19	h	L	58-70	North Carolina.....		14-11
F24	a	L	54-82	Virginia.....		14-12
F27	h	W	78-68	Maryland.....		15-12
M3	h	L	57-70	NC State.....		15-13
M6	a	W	71-69	Miami.....	6/7	16-13
M9	a	L	72-74	Boston College.....		16-14
M14	n	2	64-84	Boston College.....		16-15

n1 - Anaheim Convention Center, Anaheim, Calif (DirecTV Classic); n2 - ACC Tournament, Greensboro (N.C.) Coliseum.

2013-14 (16-17, ACC 6-12/T-11th)

Home: 10-7, Away: 5-7, Neutral: 1-3

Date	Site	Result	Opponent.....	TR.....	OR.....	Rec
N1	h	W	90-53	Young Harris.....		exh
N8	h	W	88-57	Presbyterian.....		1-0
N11	h	W	68-50	Delaware State.....		2-0
N15	a	W	80-71	Georgia.....		3-0
N20	h	L	72-82	Dayton.....		3-1
N24	h	W	78-71	North Carolina A&T.....		4-1
N26	h	W	76-59	Mississippi Valley State.....		5-1
N29	n	1	67-77	Mississippi.....		5-2
N30	n	1	58-69	St. John's.....		5-3
D3	h	W	67-64	Illinois.....		6-3
D7	h	W	87-57	East Tennessee State.....		7-3
D16	h	W	74-57	Kennesaw State.....		8-3
D21	a	L	63-76	Vanderbilt.....		8-4
D29	a	W	58-55	Charlotte.....		9-4
J4	a	L	61-77	Maryland.....		9-5
J7	a	L	57-79	Duke.....	16/13	9-6
J11	h	W	74-69	Notre Dame.....		10-6
J14	h	L	74-81	Pittsburgh.....	22/21	10-7
J18	h	L	42-56	Miami.....		10-8
J21	a	W	68-60	Boston College.....		11-8
J26	a	L	78-80	NC State (ot).....		11-9
J29	h	L	65-78	North Carolina.....		11-10
F1	a	W	79-70	Wake Forest.....		12-10
F4	h	L	41-45	Clemson.....		12-11
F8	h	L	45-64	Virginia.....	20/21	12-12
F13	h	W	74-71	Boston College.....		13-12
F18	h	L	51-68	Duke.....	5/6	13-13
F22	h	L	55-63	Clemson.....		13-14
F26	a	L	62-65	Notre Dame.....		13-15
M2	a	L	71-81	Florida State.....		13-16
M4	a	W	67-62	Syracuse.....	7/7	14-16
M8	h	W	62-51	Virginia Tech.....		15-16
M12	n	2	73-70	Boston College (ot).....		16-16
M13	n	2	65-69	Clemson (ot).....		16-17

n1 - Barclays Center, Brooklyn, N.Y. (Barclays Center Classic); n2 - ACC Tournament, Greensboro (N.C.) Coliseum

2014-15 (12-19, ACC 3-15/13th)

Home: 8-8, Away: 2-9, Neutral: 2-2

Date	Site	Result	Opponent.....	TR.....	OR.....	Rec
N7	h	W	74-41	Clayton State.....		exh
N14	h	W	80-73	Georgia.....		1-0
N18	h	W	66-46	Alabama A&M.....		2-0
N21	h	W	78-69	IPFW.....		3-0
N27	n	1	70-72	Marquette.....		3-1
N28	n	1	61-54	Rider.....		4-1
N30	n	1	64-61	Rhode Island.....		5-1
D3	a	W	66-58	Northwestern.....		6-1
D6	h	L	54-59	USC Upstate.....		6-2
D15	h	W	70-57	Appalachian State.....		7-2
D20	h	W	65-60	Vanderbilt.....		8-2
D23	a	L	61-75	Dayton.....		8-3
D30	h	W	67-66	Charlotte.....		9-3
J3	a	L	76-83	Notre Dame (2ot).....	14/13	9-4
J7	h	L	45-46	Syracuse.....		9-5
J10	a	L	69-76	Wake Forest.....		9-6
J14	h	L	59-62	Notre Dame.....	12/12	9-7
J17	a	L	65-70	Pittsburgh.....		9-8
J22	a	L	28-57	Virginia.....	2/2	9-9
J25	h	L	62-64	Boston College.....		9-10
J28	a	W	70-50	Miami.....	23/23	10-10
J31	h	L	80-81	NC State (ot).....		10-11
F4	a	L	66-72	Duke.....	4/5	10-12
F7	h	W	73-59	Wake Forest.....		11-12
F9	a	L	63-65	Virginia Tech.....		11-13
F14	h	L	53-57	Florida State.....		11-14
F16	h	W	63-52	Clemson.....		12-14
F21	a	L	60-89	North Carolina.....	15/16	12-15
F23	h	L	51-52	Louisville.....	17/15	12-16
F28	a	L	63-70	Clemson (ot).....		12-17
M3	h	L	49-81	North Carolina.....	19/19	12-18
M10	n	2	65-66	Boston College.....		12-19

n1 - Lake Buena Vista, Fla. (Orlando Classic); n2 - ACC Tournament, Greensboro (N.C.) Coliseum

2015-16 (21-15, ACC 8-10/11th)

Home: 14-5, Away: 5-8, Neutral: 2-2

N13	h	W	116-81	Cornell.....		1-0
N16	h	W	69-67	Tennessee.....		2-0
N19	h	W	107-77	Green Bay.....		3-0
N22	h	L	68-69	East Tennessee State.....		3-1
N26	n	1	83-73	Arkansas.....		4-1
N27	n	1	52-69	Villanova.....	8/9	4-2
D1	h	W	77-61	Wofford.....		5-2
D5	a	W	76-68	Tulane.....		6-2
D15	h	W	77-64	VCU.....		7-2
D19	a	L	61-75	Georgia.....		7-3
D21	h	W	75-62	Southeastern Louisiana.....		8-3
D23	h	W	76-60	Colgate.....		9-3
D29	h	W	73-67	Duquesne.....		10-3
J2	a	L	78-86	North Carolina.....	7/8	10-4
J6	a	L	84-89	Pittsburgh.....	24/21	10-5
J9	h	W	68-64	Virginia.....	4/4	11-5
J13	a	L	64-72	Notre Dame.....		11-6
J16	h	L	77-78	Virginia Tech.....		11-7
J23	h	L	71-75	Louisville.....	17/16	11-8
J27	a	W	90-83	NC State.....		12-8
J30	a	L	57-60	Syracuse.....		12-9
F2	h	L	71-80	Duke.....		12-10
F7	h	L	68-75	Miami.....	17/15	12-11
F10	h	W	71-66	Wake Forest.....		13-11
F13	a	L	52-66	Clemson.....		13-12
F17	a	W	86-80	Florida State.....		14-12
F20	h	W	63-62	Notre Dame.....	19/18	15-12
F23	h	W	75-73	Clemson.....		16-12
F27	a	W	76-71	Boston College.....		17-12
M1	a	L	53-56	Louisville.....	11/x	17-13
M5	h	W	63-59	Pittsburgh.....		18-13
M9	n	2	88-85	Clemson (ot).....		19-13
M10	n	2	52-72	Virginia.....	4/4	19-14
M16	h	W	81-62	Houston*.....		20-14
M21	a	W	83-66	South Carolina*.....		21-14
M23	a	L	56-72	San Diego State*.....		21-15

*n1 - NIT Season Tip-Off; Barclays Center, Brooklyn, N.Y.; n2 - ACC Tournament, Verizon Center, Washington, D.C.; *National Invitation Tournament*

Josh Pastner

Arizona '97

Record: 0-0 (.000)

2016-present (first season)



Winning Streaks

Overall: 15 games, 12-2-85 (at St. Louis) through 1-21-86 (Duke). Ended by North Carolina (1-25-86)

Start of Season: 12 games, 11-18-03 (Louisiana-Lafayette) through 12-29-03 (VCU). Ended by Georgia (1-3-04)

Home: 16 games, 2-23-63 (Georgia) through 2-18-64 (Tennessee). Ended by Auburn (12-1-64).

Away: 5 games, 2-7-59 (Tulane) through 12-10-59 (South Carolina); 12-3-62 (Furman) through 1-12-63 (Mississippi); 2-23-70 (Tulane) through 1-9-71 (Tulane); 12-2-85 (St. Louis) through 1-18-86 (Clemson).

ACC: 9 games, 2-27-85 (North Carolina) through 1-21-86 (Duke). Ended by North Carolina (1-25-86).

ACC Home: 9 games, 3-2-95 (Florida State) through 3-3-96 (Clemson). Includes the Omni which was Tech's homecourt early in 1996 while AMC was being renovated

ACC at home: 8 games, 2-6-85 (Duke) through 3-2-86 (Clemson); 2-19-94 (Wake Forest) through 2-4-95 (Maryland).

ACC Away: 3 games, 1-23-85 (Clemson) through 2-2-85 (Maryland); 2-10-96 (North Carolina) through 2-28-96 (Florida State); 2-19-04 (Maryland) through 3-3-04 (Duke); 1-23-08 (NC State) through 2-6-08 (Wake Forest)

Record by Decade

Period	*Yrs	Games	Won	Lost	Pct.
1900-09	2	10	3	7	.300
1910-19	2	16	8	8	.500
1920-29	10	186	92	94	.495
1930-39	10	175	96	79	.549
1940-49	10	197	104	93	.528
1950-59	10	248	110	138	.444
1960-69	10	259	151	108	.583
1970-79	10	270	132	138	.489
1980-89	10	298	165	133	.554
1990-99	10	316	188	128	.595
2000-09	10	315	167	148	.530
2010-present	7	229	112	117	.472
All-time	101	2,519	1,328	1,191	.529

**Actual number of seasons played during decade.*

Tech's Most Frequent Non-ACC Foes

(20 or more meetings)

Alabama*	28-41
Auburn*	61-53
Florida*	26-20
Georgia*	105-87
Kentucky*	15-56
Louisville (pre-ACC)	13-15
Maryland+	36-40
Mercer	28-17
Mississippi State*	16-13
South Carolina	25-18
Tennessee*	28-42
Tulane*	37-33
Vanderbilt*	34-39

**denotes SEC member while Tech was also a member (1932-64)*

+denotes ACC member while Tech was also a member (1979-2014)

WINS OVER NO. 1

Georgia Tech vs. No. 1 (8-34)

Date	Opponent	Opp	GT	Result
2-19-49	Kentucky	1-na	nr	aL, 32-78
2-9-51	Kentucky	1-1	nr	aL, 42-75
3-2-51	Kentucky (SEC)	1-1	nr	nL, 56-82
2-9-52	Kentucky	1-1	nr	aL, 42-93
2-28-52	Kentucky (SEC)	1-1	nr	nL, 59-80
1-9-54	Kentucky	1-1	nr	aL, 53-105
2-2-54	Kentucky	1-1	nr	aL, 48-99
1-8-55	Kentucky	1-1	nr	aW, 59-58
1-31-55	Kentucky	1-1	nr	hW, 65-59
1-3-59	Kentucky	1-1	nr	aL, 62-72
1-26-59	Kentucky	1-1	nr	hL, 70-94
1-4-64	Kentucky	1-1	nr	hW, 67-76
12-29-66	UCLA	1-1	nr	aL, 72-91
1-7-80	Duke	1-1	nr	aL, 42-55
2-16-81	Virginia	1-1	nr	aL, 42-83
1-23-82	North Carolina	1-1	nr	hL, 54-66
2-15-82	Virginia	1-1	nr	hL, 52-56
3-4-82	North Carolina (ACC)	1-1	nr	nL, 39-55
1-28-84	North Carolina	1-1	nr	aL, 61-73
2-29-84	North Carolina	1-1	nr	hL, 56-69
3-23-85	Georgetown (NCAA)	1-1	6-6	nL, 54-60
1-25-86	North Carolina	1-1	4-3	aL, 77-85
2-4-86	North Carolina (ot)	1-1	2-2	hL, 77-78
3-9-86	Duke (ACC)	1-1	6-6	nL, 67-68
1-24-87	North Carolina	2-1	nr	aL, 55-92
1-11-92	Duke	1-1	14-15	aL, 84-97
2-12-92	Duke	1-1	nr-24	hL, 62-71
3-14-92	Duke (ACC)	1-1	nr	nL, 76-89
1-10-93	Duke	1-1	10-11	hW, 80-79
3-14-93	North Carolina (ACC)	1-1	nr	nW, 77-75
1-12-94	North Carolina	1-1	17-18	hW, 89-69
2-12-94	North Carolina	1-1	nr	aW, 96-89
2-12-95	North Carolina	1-1	18-15	hL, 81-85
1-8-98	North Carolina	1-1	nr	aL, 75-96
2-1-98	Duke	1-1	nr	aL, 69-90
2-25-98	Duke	1-1	nr	hL, 53-76
1-10-02	Duke	2-1	nr	aL, 79-104
2-9-02	Duke	1-1	nr	hL, 63-95
11-26-03	Connecticut	1-1	nr	nW, 77-61
1-31-04	Duke	1-1	nr	hL, 74-82
2-22-06	Duke	1-1	nr	hL, 66-73
1-16-08	North Carolina	1-1	nr	hL, 82-83

AP-UPI through 1990-91, AP-USA Today beginning in 1991-92.

NOTE: Georgia Tech ranks fourth all-time in wins vs. AP No. 1-ranked teams behind UNC (12), UCLA (10) and Maryland (9). Duke also has eight.

Tech 59, Kentucky 58 - Jan. 8, 1955

Joe Helms' jump shot with 11 seconds to play gave Georgia Tech a stunning 59-58 upset over No. 1-ranked Kentucky at Memorial Coliseum, ending the Wildcats' 129-game home winning streak. Kentucky had not lost a Southeastern Conference game in 16 years and were riding a 32-game winning streak, but trailed 26-23 at the half and 38-30 in the second half. Still, the Wildcats led by three with 1:14 left. After Kentucky missed a pair of free throws, Tech's Bobby Kimmel was fouled on the rebound and hit two free throws to pull the Jackets within one. With Kentucky's Bill Evans trying to run out the clock, Kimmel tied him up and Helms snatched the ball and then let fly with the winning shot.

Tech 65, Kentucky 59 - Jan. 31, 1955

Just 23 days after stunning No. 1 Kentucky on its homecourt, Georgia Tech again downed the mighty Wildcats, 65-59, at Heisman Gym. Tech's backcourt of Bobby Kimmel and Joe Helms combined for 44 points, and the Yellow Jackets connected on 25 free throws to just five for the Wildcats. Tech never trailed in the game, jumping to a 15-8 lead in the early going. Kentucky pulled within 18-16 but could get no closer as the Jackets took a 32-24 lead into the intermission. In the second half, Tech went ahead by as many as 14 points, leading 58-44 with six minutes to play.

Tech 76, Kentucky 67 - Jan. 4, 1964

Kentucky native R.D. Craddock scored 25 points as Georgia Tech shocked the top-ranked Wildcats, 76-67, at Alexander Memorial Coliseum. Charlie Spooner added 16 points and Mick Stenftenagel 15 for the Jackets as Tech head coach Whack Hyder recorded his ninth victory over Adolph Rupp's Wildcats, including three wins over No. 1-ranked Kentucky teams. Craddock, who was 5-for-8 from the field and 15-for-17 from the foul line, scored 19 points in the second half as Tech rallied from a 32-30 halftime deficit to lead by as many as 13 points. Leading 48-43, Tech scored seven straight points on field goals by Craddock and Jim Caldwell and three free throws by Bill Edison, to go up 55-43 with 10:35 to play and then held off the Wildcats with free throw shooting, hitting 17 in a row in one stretch.

Tech 80, Duke 79 - Jan. 10, 1993

Freshman Drew Barry came off the bench to record 11 points, five assists and four steals, as No. 10 Georgia Tech knocked off No. 1-ranked Duke, 80-79, at Alexander Memorial Coliseum, ending a 23-game winning streak for the defending national champions. Barry and freshman Martice Moore combined for 15 of Tech's 19 points during a second half stretch in which the Jackets took a 76-74 lead with 1:04 to go. Tech began the game with a 12-0 run and led by as many as 14 in the first half before Duke pulled within 44-37 at the half. The Blue Devils led 60-59 when Moore's three-pointer put Tech ahead 62-60 with 8:47 left. Duke tied the score three times after that but never led.

Tech 77, North Carolina 75 - Mar. 14, 1993

James Forrest had 27 points and 10 rebounds to lead Georgia Tech to a 77-75 victory over top-ranked North Carolina in the championship game of the ACC Tournament at the Charlotte (N.C.) Coliseum. The Tar Heels led by one point midway through the second half when Forrest ignited an 11-0 run that put Tech up 66-58 with six minutes to play. Forrest hit 11 of 19 field goals against the Heels as he averaged 26.7 points and shot 69 percent for the tournament.

Tech 89, North Carolina 69 - Jan. 12, 1994

Travis Best had 27 points, nine assists and only one turnover and James Forrest added 22 points as Georgia Tech downed its third straight No. 1-ranked team with an 89-69 upset over North Carolina at Alexander Memorial Coliseum. After leading by as many as 13 in the first half, Tech held a 38-35 advantage at the intermission. The score was tied at 44-44 with 16 minutes to play when Fred Vinson came off the bench to hit three three-pointers and another long jumper, helping Tech build a 66-56 lead with 8:03 remaining.

Tech 96, North Carolina 89 - Feb. 12, 1994

Fred Vinson scored a career-high 26 points, 24 of them on eight three-pointers, and James Forrest added 25 points and 17 rebounds as Georgia Tech knocked off a No. 1 ranked team for the fourth straight time with a 96-89 win at North Carolina. Tech hit a school-record 15 three-pointers in defeating a top-ranked Tar Heel team for the third time in less than a year. Tech trailed by 15 points in the first half and stayed close only by nailing nine treys, five by Vinson. Trailing 48-41, Tech opened the second half with three straight threes. Travis Best gave Tech the lead for good, 85-84, with 1:54 left when he drained a 15-footer as the shot clock expired, and the Jackets hit nine of 10 free throws in the final minute to seal the win.

Tech 77, Connecticut 61 - Nov. 26, 2003

In the semifinals of the Preseason NIT in Madison Square Garden, Georgia Tech made the most of its pressure defense to create turnovers and fastbreak opportunities to create the runaway victory. B.J. Elder and Isma'il Muhammad led the way with 22 points each, while the Yellow Jackets held the Huskies' All-Americans, guard Ben Gordon and center Emeka Okafor, to 22 total points between them. UConn managed to shoot just 37.9 percent from the floor, made just 1 of 10 three-point attempts and 10 of 30 free throw tries. Tech finished the first half with a 7-2 run for a 42-35 lead, then extended the advantage to as many as 19 in the second half while holding the Huskies to just 26 points after intermission.

At left, Bobby Cremins exhorts the Alexander Memorial Coliseum crowd during the closing moments of Tech's 80-79 upset of the No. 1-ranked Blue Devils in 1993.



TECH IN THE NATIONAL RANKINGS

1959-60

Date	AP	UPI	W-L
Final	8	22-6	

1962-63

Date	AP	UPI	W-L
Dec. 24	18	5-0	
Dec. 31	13	7-0	
Jan. 7	7	9-0	
Jan. 14	7	11-0	
Jan. 21	7	12-1	
Jan. 28	6	14-1	
Feb. 4	6	16-1	
Feb. 11	10	17-3	
Feb. 18	10	18-4	
Feb. 25	10	20-4	

1977-78

Date	AP	UPI	W-L
Feb. 27	18	14-11	

1983-84

Date	AP	UPI	USA	W-L
Jan. 17	25	11-2		
Jan. 24	19	13-2		
Jan. 31	18	16	14-4	
Feb. 7	18	16	15-5	
Feb. 14	24	15-7		

1984-85

Date	AP	UPI	USA	W-L
Dec. 4	15	14	3-0	
Dec. 11	12	14	3-0	
Dec. 18	13	13	4-1	
Jan. 8	9	10	10-2	
Jan. 15	17	15	11-3	
Jan. 22	16	17	13-3	
Jan. 29	8	9	15-3	
Feb. 5	10	7	16-4	
Feb. 12	6	15	18-4	
Feb. 19	8	9	18-5	
Feb. 26	10	13	19-6	
Mar. 12	6	6	24-7	
Final	6	6	27-8	

1985-86

Date	AP	UPI	USA	W-L
Preseason	1	2	0-0	
Nov. 25	2	2	0-0	
Dec. 2	5	4	1-1	
Dec. 9	15	6	4-1	
Dec. 16	7	7	5-1	
Dec. 23	7	6	7-1	
Dec. 30	6	6	9-1	
Jan. 6	5	5	11-1	
Jan. 13	5	5	14-1	
Jan. 20	4	3	15-1	
Jan. 27	3	3	16-2	
Feb. 3	2	12	17-2	
Feb. 10	5	5	18-4	
Feb. 17	5	5	19-4	
Feb. 24	4	13	21-4	
Final	6	6	23-5	

1986-87

Date	AP	UPI	USA	W-L
Preseason	6	10	0-0	
Dec. 1	15	18	1-1	
Dec. 8	16	17	3-1	
Dec. 15	15	15	3-2	
Dec. 22	19	19	5-2	
Dec. 29	18	20	6-2	
Jan. 5	19	19	7-3	
Jan. 12	24	24	7-4	
Jan. 19	23	23	9-4	
Jan. 26	23	23	9-7	
Feb. 2	11-7			
Feb. 9	13-7			
Feb. 16	23	15-7		
Feb. 23	16-9			
Mar. 2	16-11			

1987-88

Date	AP	UPI	USA	W-L
Preseason	18	16	0-0	
Nov. 30	20	1-1		
Dec. 7	20	3-1		
Dec. 14	19	4-1		
Dec. 21	20	6-1		
Dec. 28	6-2			
Jan. 4	9-2			
Jan. 11	23	11-2		
Jan. 18	12-3			
Jan. 25	13-4			
Feb. 1	14-5			
Feb. 8	15-6			
Feb. 15	22	17-6		
Feb. 22	20	15	19-6	
Feb. 29	13	15	21-6	

Mar. 7 18 18 18 21-8

1988-89

Date	AP	UPI	USA	W-L
Preseason	13	16	0-0	
Nov. 21	14	16	0-0	
Nov. 28	12	12	2-0	
Dec. 5	12	12	3-0	
Dec. 12	11	11	4-0	
Dec. 19	16	16	4-1	
Dec. 26	17	17	5-1	
Jan. 2	19	16	7-2	
Jan. 9	19	16	9-2	
Jan. 16	20	24	10-4	
Jan. 23	19	21	11-5	
Jan. 30	23	12-6		
Feb. 6	20	19	14-6	
Feb. 13	21	16-7		
Feb. 20	24	17-8		
Feb. 27	23	19-9		
Mar. 6	22	20-10		
Final	20-12			

1989-90

Date	AP	UPI	USA	W-L
Preseason	15	22	0-0	
Nov. 27	21	19	1-0	
Dec. 4	18	118	3-0	
Dec. 11	15	16	4-0	
Dec. 18	14	13	5-0	
Dec. 25	14	13	6-0	
Jan. 2	12	12	8-0	
Jan. 8	9	9	10-0	
Jan. 15	11	9	11-1	
Jan. 22	11	6	12-2	
Jan. 29	17	15	12-4	
Feb. 5	16	15	14-4	
Feb. 12	13	11	16-4	
Feb. 19	8	6	19-4	
Feb. 26	11	11	20-5	
Mar. 5	14	13	21-6	
Mar. 12	9	7	24-6	
Final	3	28-7		

1990-91

Date	AP	UPI	USA	W-L
Preseason	16	17	0-0	
Nov. 27	14	14	1-0	
Dec. 4	20	20	2-1	
Dec. 11	23	21	3-2	
Jan. 1	24	25	7-3	
Jan. 8	24	22	9-3	
Jan. 22	25	25	10-5	
Jan. 29	23	22	12-5	

1991-92

Date	AP	UPI	USA	W-L
Preseason	23	24	0-0	
Nov. 25	18	18	2-0	
Dec. 2	17	16	3-1	
Dec. 9	13	13	5-1	
Dec. 16	13	13	6-1	
Dec. 23	13	13	7-2	
Dec. 30	15	11	8-2	
Jan. 6	14	15	11-2	
Jan. 13	16	14	12-3	
Jan. 20	18	17	13-4	
Jan. 27	20	18	14-5	
Feb. 3	24	20	15-6	
Feb. 10	24	16-7		
Final	21	23-12		

1992-93

Date	AP	UPI	USA	W-L
Preseason	14	15	0-0	
Nov. 24	14	15	0-0	
Nov. 30	13	15	0-0	
Dec. 7	17	17	1-1	
Dec. 14	17	16	2-1	
Dec. 21	16	15	4-1	
Dec. 28	14	113	5-1	
Jan. 4	10	11	7-1	
Jan. 11	8	8	9-1	
Jan. 18	16	16	9-3	
Jan. 25	18	17	10-4	
Feb. 1	22	22	11-5	
Feb. 8	24	12-6		
Mar. 15	18	20	19-10	

1993-94

Date	AP	UPI	USA	W-L
Preseason	14	15	0-0	
Nov. 22	13	15	0-0	
Nov. 29	16	17	0-1	
Dec. 6	17	17	3-1	
Dec. 13	14	14	4-1	
Dec. 20	14	15	6-1	
Dec. 27	15	15	7-1	
Jan. 3	12	13	9-1	
Jan. 10	17	18	9-3	

Jan. 17	17	10-4		
Jan. 24	21	19	11-5	
Feb. 14	25	13-9		
Feb. 21	23	14-9		

1994-95

Date	AP	UPI	USA	W-L
Preseason	23	22	0-0	
Nov. 21	22	22	0-0	
Nov. 28	20	19	1-0	
Dec. 5	17	15	4-0	
Dec. 12	14	13	5-0	
Dec. 19	18	19	6-1	
Dec. 26	17	16	7-1	
Jan. 2	20	20	8-3	
Jan. 9	22	17	9-4	
Jan. 16	22	18	9-5	
Jan. 23	21	21	11-6	
Jan. 30	21	20	13-6	
Feb. 6	18	15	15-6	
Feb. 13	20	17	15-8	
Feb. 20	24	22	16-9	

1995-96

Date	AP	UPI	USA	W-L
Preseason	27	35	0-0	
Nov. 20	25	20	2-0	
Nov. 27	20	20	3-1	
Dec. 4	16	15	5-1	
Dec. 11	19	20	5-2	
Dec. 18	21	18	6-3	
Jan. 29	25	13-8		
Feb. 19	23	22	16-10	
Feb. 26	18	20	18-10	
Mar. 4	18	18	20-10	
Mar. 11	13	15	22-11	
Final	13	13	24-12	

1997-98

Date	AP	UPI	USA	W-L
Dec. 1	22	23	4-0	
Dec. 8	24	23	5-1	
Dec. 22	23	7-2		

2003-04

Date	AP	UPI	USA	W-L
Dec. 1	13	15	5-0	
Dec. 8	10	11	7-0	
Dec. 15	5	6	8-0	
Dec. 22	4	4	10-0	
Dec. 29	3	3	11-0	
Jan. 5	8	8	12-1	
Jan. 12	12	14	12-2	
Jan. 19	11	13	14-2	
Jan. 26	14	16	15-3	
Feb. 2	15	16	16-4	
Feb. 9	15	16	17-5	
Feb. 16	18	16	18-6	
Feb. 23	18	20	19-7	
Mar. 1	19	22	20-8	
Mar. 8	14	18	22-8	
Mar. 15	14	15	23-9	
Apr. 6 (final)	14	3	28-10	

2004-05

Date	AP	UPI	USA	W-L
Preseason	3	4	0-0	
Nov. 15	3	4	0-0	
Nov. 22	3	3	1-0	
Nov. 29	4	4	3-0	
Dec. 6	3	3	5-0	
Dec. 13	3	3	6-0	
Dec. 20	9	9	7-1	
Dec. 27	9	9	8-1	
Jan. 3	9	10	9-2	
Jan. 10	8	8	11-2	
Jan. 17	12	15	11-4	
Jan. 24	22	21	11-5	
Jan. 31	25	23	12-6	
Mar. 14	25	25	19-11	
Apr. 5 (final)	25	nr	20-12	

*AP's final poll was released the Monday after conference tournaments

2006-07

Date	AP	UPI	USA	W-L
Preseason	23	21	0-0	
Nov. 13	23	21	1-0	
Nov. 20	19	19	3-0	
Nov. 27	21	24	5-1	
Dec. 4	25	nr	6-2	

Tech vs. the Top-25

Year	vs. Top-25	vs. Top 10
1949-50	0-2	0-2
1950-51	0-4	0-4
1951-52	0-3	0-3
1952-53	0-1	0-1
1953-54	0-4	0-2
1954-55	3-2	2-0
1955-56	0-5	0-4
1956-57	1-4	0-4
1957-58	3-2	2-0
1958-59	2-6	0-4
1959-60	3-1	0-1
1960-61	0-3	0-1
1961-62	0-3	0-3
1962-63	4-1	2-1
1963-64	3-2	2-1
1964-65	0-2	0-0
1965-66	0-2	0-0
1966-67	1-2	1-1
1967-68	0-2	0-1
1968-69	0-3	0-1
1969-70	2-4	2-1
1970-71	0-4	0-1
1971-72	0-4	0-3
1972-73	0-4	0-3
1973-74	0-5	0-3
1974-75	0-6	0-3
1975-76	1-7	1-3
1976-77	2-6	1-1
1977-78	1-5	0-3
1978-79	0-0	0-0
1979-80	1-7	0-3
1980-81	0-11	0-7
1981-82	0-9	0-5
1982-83	0-6	0-5
1983-84	3-5	2-2
1984-85	12-3	7-3
1985-86	2-5	1-5
1986-87	2-7	0-4
1987-88	1-3	1-3
1988-89	2-7	2-4
1989-90	7-3	1-3
1990-91	6-6	2-3
1991-92	4-8	2-4
1992-93	7-6	5-4
1993-94	5-4	3-3
1994-95	3-9	2-4
1995-96	6-7	2-6
1996-97	0-11	0-5
1997-98	1-7	0-5
1998-99	1-8	1-6
1999-00	1-7	0-4
2000-01	5-9	3-5
2001-02	3-7	0-6
2002-03	2-6	1-3
2003-04	9-6	4-3
2004-05	2-8	2-7
2005-06	2-6	0-1
2006-07	4-6	1-2
2007-08	1-7	0-4
2008-09	2-6	1-4
2009-10	4-4	1-3
2010-11	0-2	0-1
2011-12	0-4	0-2
2012-13	1-3	1-1
2013-14	1-4	1-0
2014-15	1-7	0-2
2015-16	2-6	1-1

TECH VS. THE CONFERENCES

America East

Albany (N.Y.).....	1-0
Binghamton.....	0-0
Hartford.....	0-0
Maine.....	1-0
Massachusetts-Lowell.....	0-0
Maryland-Baltimore Co.....	0-0
New Hampshire.....	0-0
Stony Brook.....	0-0
Vermont.....	0-0
Total.....	2-0

American Athletic

Central Florida (UCF).....	0-0
Cincinnati.....	3-8
Connecticut.....	2-2
Houston.....	3-0
Memphis.....	4-3
Rutgers.....	2-2
South Florida.....	0-0
Southern Methodist.....	8-6
Temple.....	2-3
Total.....	24-24

Atlantic Coast

Boston College.....	13-10
Clemson.....	62-68
Duke.....	23-70
Florida State.....	28-39
Louisville.....	13-18
Miami.....	8-12
North Carolina.....	24-65
NC State.....	38-56
Notre Dame.....	8-6
Pittsburgh.....	6-3
Syracuse.....	3-4
Virginia.....	40-38
Virginia Tech.....	6-16
Wake Forest.....	41-38
Total.....	314-443

Atlantic Sun

East Tennessee State.....	4-2
Florida Gulf Coast.....	0-0
Jacksonville.....	5-5
Kennesaw State.....	3-1
Lipscomb.....	0-0
Mercer.....	28-17
North Florida.....	0-0
Northern Kentucky.....	0-0
USC Upstate.....	0-1
Stetson.....	1-1
Total.....	41-26

Atlantic 10

Dayton.....	0-4
Duquesne.....	2-0
Fordham.....	3-1
George Mason.....	1-0
George Washington.....	3-0
LaSalle.....	1-1
Massachusetts.....	0-1
Rhode Island.....	1-0
Richmond.....	5-4
St. Bonaventure.....	3-1
Saint Joseph's.....	0-2
Saint Louis.....	7-3
VCU.....	3-0
Total.....	29-17

Big East

Butler.....	0-0
Creighton.....	0-0
DePaul.....	2-2
Georgetown.....	2-4
Marquette.....	3-4
Providence.....	0-0
St. John's.....	4-5
Seton Hall.....	2-1
Villanova.....	3-1
Xavier.....	0-2
Total.....	16-19

Big Sky

Eastern Washington.....	0-0
Idaho State.....	3-1
Montana.....	0-0
Montana State.....	0-0
North Dakota.....	0-0
Northern Arizona.....	0-0
Northern Colorado.....	0-0
Portland State.....	0-0
Sacramento State.....	0-0
Southern Utah.....	0-0
Weber State.....	0-0
Total.....	3-1

Big South

Campbell.....	2-0
Charleston Southern.....	6-1
Coastal Carolina.....	4-0
Gardner-Webb.....	1-0
High Point.....	0-0
Liberty.....	0-0
Longwood.....	0-0
UNC Asheville.....	2-0
Presbyterian.....	9-0
Radford.....	1-0
VMI.....	6-2
Winthrop.....	1-1
Total.....	32-4

Big Ten

Illinois.....	2-7
Indiana.....	0-2
Iowa.....	1-1
Maryland.....	36-40
Michigan.....	4-3
Michigan State.....	2-2
Minnesota.....	1-2
Nebraska.....	1-0
Northwestern.....	1-2
Ohio State.....	3-11
Penn State.....	1-2
Purdue.....	2-1
Wisconsin.....	1-1
Total.....	19-34

Big 12

Baylor.....	3-1
Iowa State.....	1-0
Kansas.....	1-5
Kansas State.....	0-0
Oklahoma.....	2-2
Oklahoma State.....	2-2
Texas.....	2-2
TCU.....	2-0
Texas Tech.....	3-3
West Virginia.....	2-1
Total.....	18-16

Big West

UC-Davis.....	0-0
UC-Irvine.....	0-0
UC-Riverside.....	0-0
UC-Santa Barbara.....	0-0
Cal Poly.....	0-0
Cal State-Fullerton.....	0-0
Cal State-Northridge.....	0-0
Hawaii.....	2-2
Long Beach State.....	0-0
Total.....	2-2

Colonial

College of Charleston.....	5-1
Delaware.....	0-0
Drexel.....	0-0
Hofstra.....	2-1
James Madison.....	2-0
UNC Wilmington.....	4-0
Northeastern.....	0-0
Towson.....	0-0
William & Mary.....	6-1
Total.....	19-3

Conference USA

Alabama-Birmingham (UAB).....	0-0
Charlotte.....	8-1
East Carolina.....	3-1
Florida Atlantic.....	0-0
Florida International.....	0-0
Louisiana Tech.....	0-0
Marshall.....	0-0
Middle Tennessee State.....	0-0
North Texas.....	1-0
Old Dominion.....	2-0
Rice.....	10-5
Southern Mississippi.....	2-2
Texas-El Paso (UTEP).....	1-2
Texas-San Antonio.....	0-0
Tulane.....	37-33
Tulsa.....	0-0
Total.....	64-44

Horizon League

Cleveland State.....	0-0
Detroit.....	1-1
Illinois-Chicago.....	1-2
Oakland.....	0-0
Valparaiso.....	0-0
Wisconsin-Green Bay.....	1-0
Wisconsin-Milwaukee.....	0-0
Wright State.....	0-0
Youngstown State.....	1-0
Total.....	4-3

Ivy League

Brown.....	1-0
Columbia.....	1-0
Cornell.....	4-0
Dartmouth.....	0-0
Harvard.....	1-0
Pennsylvania.....	2-4
Princeton.....	0-0
Yale.....	0-2
Total.....	8-6

Metro Atlantic

Canisius.....	1-1
Fairfield.....	0-0
Iona.....	2-1
Manhattan.....	1-1
Marist.....	4-0
Monmouth.....	1-0
Niagara.....	1-0
Quinnipiac.....	0-0
Rider.....	1-2
St. Peter's.....	0-0
Siena.....	2-2
Total.....	13-7

Mid-American

Akron.....	0-0
Ball State.....	0-0
Bowling Green.....	0-1
Buffalo.....	0-0
Central Michigan.....	1-0
Eastern Michigan.....	0-0
Kent State.....	0-0
Miami (Ohio).....	0-0
Northern Illinois.....	0-0
Ohio.....	1-0
Toledo.....	0-0
Western Michigan.....	0-0
Total.....	2-1

Mid-Eastern Athletic

Bethune-Cookman.....	1-0
Coppin State.....	0-0
Delaware State.....	3-0
Florida A&M.....	6-0
Hampton.....	0-0
Howard.....	3-0
Maryland-Eastern Shore.....	2-0
Morgan State.....	3-0
Norfolk State.....	0-0
North Carolina A&T.....	7-0
North Carolina Central.....	0-0
Savannah State.....	2-0
South Carolina State.....	2-0
Total.....	29-0

Missouri Valley

Bradley.....	0-3
Drake.....	0-0
Evansville.....	0-1
Illinois State.....	0-0
Indiana State.....	0-0
Loyola (Ill.).....	0-1
Missouri State.....	0-0
Northern Iowa.....	1-0
Southern Illinois.....	1-1
Wichita State.....	0-0
Total.....	2-6

Mountain West

Air Force.....	5-2
Boise State.....	0-0
Colorado State.....	1-0
Fresno State.....	0-0
Nevada.....	1-0
UNLV.....	0-2
New Mexico.....	0-0
San Diego State.....	0-1
San Jose State.....	0-0
Utah State.....	0-1
Wyoming.....	1-0
Total.....	8-6

Northeast

Bryant.....	0-0
Central Connecticut State.....	0-0
Fairleigh-Dickinson.....	0-0
Long Island.....	0-1
Mount St. Mary's.....	2-1
Robert Morris.....	0-0
Sacred Heart.....	0-0
St. Francis (N.Y.).....	1-0
St. Francis (Pa.).....	2-0
Wagner.....	0-0
Total.....	5-2

Ohio Valley

Austin Peay.....	1-0
Belmont.....	0-0
Eastern Illinois.....	1-0
Eastern Kentucky.....	0-0
Jacksonville State.....	0-0
Morehead State.....	2-0
Murray State.....	1-1
S.E. Missouri State.....	0-0
SIU-Edwardsville.....	0-0
Tennessee.....	0-0
Tennessee-Martin.....	0-0
Tennessee State.....	4-0
Tennessee Tech.....	3-0
Totals.....	12-1

Pac-12

Arizona.....	1-0
Arizona State.....	0-1
California.....	0-3
UCLA.....	1-3
Colorado.....	0-0
Oregon.....	1-1
Oregon State.....	0-0
Southern California.....	2-1
Stanford.....	1-2
Utah.....	0-0
Washington.....	2-1
Washington State.....	0-0
Total.....	8-12

Patriot League

American.....	0-0
Army.....	1-0
Boston University.....	3-0
Bucknell.....	0-0
Colgate.....	1-0
Holy Cross.....	0-0
Lafayette.....	3-0
Lehigh.....	0-0
Loyola (Md.).....	0-0
Navy.....	2-2
Total.....	10-2

Southeastern

Alabama.....	28-41
Arkansas.....	4-1
Auburn.....	61-53
Florida.....	27-20
Georgia.....	105-87
Kentucky.....	15-56
Louisiana State.....	14-21
Mississippi.....	11-9
Mississippi State.....	16-13
Missouri.....	1-0
South Carolina.....	25-18
Tennessee.....	28-42
Texas A&M.....	2-0
Vanderbilt.....	33-40
Total.....	370-401

Southern

Chattanooga.....	16-2
Davidson.....	9-3
Elon.....	3-0
Furman.....	23-6
Georgia Southern.....	3-2
UNC Greensboro.....	2-1
Samford.....	4-0
The Citadel.....	6-0
Western Carolina.....	6-1
Wofford.....	13-2
Total.....	85-17

Southland

Abilene Christian.....	0-0
Central Arkansas.....	0-0
Houston Baptist.....	0-0
Lamar.....	0-0
McNeese State.....	0-0
New Orleans.....	1-0
Nicholls State.....	0-0
Northwestern State.....	0-0
Oral Roberts.....	0-0
Sam Houston State.....	0-0
Southeastern Louisiana.....	1-0
Stephen F. Austin.....	0-0
Texas A&M-Corpus Christi.....	0-0
Total.....	2-0

Southwestern Athletic

Alabama A&M.....	5-0
Alabama State.....	2-0
Alcorn State.....	2-0
Arkansas-Pine Bluff.....	3-0
Grambling State.....	1-0
Jackson State.....	2-0
Mississippi Valley State.....	1-0
Prairie View A&M.....	0-0
Southern.....	0-1
Texas Southern.....	0-0
Total.....	15-1

Summit League

Denver.....	0-0
IPFW.....	1-0
IUPUI.....	0-1
Nebraska-Omaha.....	0-0
North Dakota State.....	0-0
South Dakota.....	0-0
South Dakota State.....	0-0
Western Illinois.....	0-0
Total.....	1-1

Sun Belt

Appalachian State.....	5-0
Arkansas-Little Rock.....	1-0
Arkansas State.....	0-0
Georgia State.....	17-2
Louisiana-Lafayette.....	1-0
Louisiana-Monroe.....	0-0
South Alabama.....	0-0
Texas-Arlington.....	0-0
Texas State.....	0-0
Troy.....	4-2
Western Kentucky.....	0-0
Total.....	27-4

West Coast

Brigham Young.....	1-0
Gonzaga.....	0-1
Loyola Marymount.....	1-0
Pacific.....	0-0
Pepperdine.....	2-0
Portland.....	0-0
Saint Mary's.....	1-0
San Diego.....	0-0
San Francisco.....	0-1
Santa Clara.....	0-1
Total.....	5-3

Western Athletic

Cal State-Bakersfield.....	0-0
Chicago State.....	0-0
Grand Canyon.....	0-0
Idaho.....	0-0
Missouri-Kansas City.....	0-0
New Mexico State.....	0-0
Seattle.....	0-0
Texas-Pan American.....	0-1
Utah Valley.....	0-0
Total.....	0-1

Independents

NIJT.....	0-0
-----------	-----

Former Division I

Birmingham Southern.....	2-0
Centenary.....	3-0
Winston-Salem State.....	3-0

Record totals indicate cumulative record against the current membership of the conference.

SERIES HISTORY VS. ALL OPPONENTS

Key to Home Courts

h - Alexander Memorial Coliseum (1956-2011)
 h1 - Peachtree Auditorium (1905-06)
 h2 - Cable Piano Company Hall (1908-09)
 h3 - Crystal Palace (1912-13 through 1913-14)
 h4 - City Auditorium (1919-20 through 1934-35)
 h5 - Atlanta Athletic Club (1919-20)
 h6 - Luckie Street YMCA (1919-20)
 h7 - Temporary Gym (1924-25 through 1930-31)
 h8 - Naval Armory (1935-36 through 1936-37)
 h9 - Heisman Gym (1938-39 through 1955-56)
 h10 - The Omni (1995-96)
 h11 - Georgia Dome (1995-96)
 h12 - Philips Arena (2011-12)
 h13 - Arena at Gwinnett, Duluth, Ga. (2011-12)
 h14 - McCamish Pavilion (2012-present)

Note: Tech national rank and that of its opponent (if applicable) appear in the columns between the date and the site.

Agoga Class (0-1)

Home: 0-1, Away: 0-0, Neutral: 0-0

2-8-22 (ot)h5 L 25- 26

Air Force (5-2)

Home: 4-0, Away: 1-2, Neutral: 0-0

1-2-63n/13h W 61- 48
 2-10-69h W 88- 67
 1-31-70a W 51- 48
 2-6-71h W 83- 53
 2-5-72a L 53- 75
 12-11-043/3h12 W 64- 42
 12-28-05a2 L 46- 54

*h12-Chick-fil-A Peach Bowl Classic (Philips Arena, Atlanta, Ga.); a2-World Arena, Colorado Springs, Colo.

Akrides-Haarlem (1-0)

Home: 1-0, Away: 0-0, Neutral: 0-0

11-24-92 (ext)h W 115- 80

Alabama (28-41)

Home: 15-15, Away: 5-23, Neutral: 8-3

2-26-21n1 W 30- 22
 1-14-22a L 20- 49
 2-4-22h4 W 36- 29
 2-27-22n1 W 33- 25
 2-9-23h4 W 39- 24
 2-17-23a L 27- 28
 1-26-24h4 L 28- 33
 2-15-24a L 24- 31
 2-26-26n1 W 30- 27
 2-4-27h7 W 50- 15
 2-15-28a L 21- 30
 2-9-29h7 W 37- 21
 2-12-30a L 28- 36
 2-20-31h7 W 23- 19
 2-3-32h4 L 19- 34
 2-1-33h4 L 19- 26
 2-3-34a L 16- 63
 2-29-36n2 L 34- 43
 1-26-38h8 W 36- 24
 2-15-39a L 25- 39
 1-31-40h9 L 34- 52
 2-12-41a L 32- 46
 2-27-41n3 L 33- 39
 1-15-42h9 L 25- 31
 2-26-42n3 L 32- 37
 1-23-43a L 25- 33
 1-13-45a L 26- 31
 2-14-45h9 W 53- 45
 1-8-46h9 L 37- 44
 1-19-46a W 36- 30
 1-12-47h9 L 38- 42
 2-1-47a L 46- 64
 2-29-47n3 W 43- 40
 1-31-48h9 L 31- 44
 3-4-48n3 W 46- 34
 1-14-49h9 W 51- 38
 1-14-50a L 39- 73
 2-17-51h9 L 49- 59
 1-12-52a L 60- 66
 12-19-52a1 L 57- 60
 1-12-53h9 W 69- 67
 2-6-54a L 61- 82
 2-5-5513/nrh9 L 72- 76
 2-4-5612/17a L 60- 93
 2-2-57h W 92- 67
 12-5-57h W 73- 62
 2-1-58 (2ot)a L 72- 74
 12-30-58a W 89- 76
 1-31-59h W 66- 53
 12-8-59na/15h W 69- 53

1-30-606/6a W 60- 48
 2-4-61h W 57- 49
 2-3-62a L 70- 76
 12-17-62a W 58- 55
 2-2-636/6h W 74- 58
 2-1-64a W 93- 81
 1-8-72h L 85- 90
 1-25-72a L 68- 99
 12-11-72a L 73- 89
 1-22-7311/16h L 83- 89
 11-30-7318/nah L 64- 88
 1-23-749/10a L 74- 79
 12-9-7411/naa L 76- 91
 1-22-756/6h L 80- 97
 12-21-79n4 W 83- 59
 12-29-83n5 W 57- 54
 11-27-97n6 W 62- 60
 1-3-09a L 77- 88
 1-3-12h12 L 48- 73

a1-Birmingham, Ala.; n1-City Auditorium, Atlanta, Ga.; n2-Knoxville, Tenn.; n3-Louisville, Ky.; n4-Roanoke Times & World News Classic (Roanoke, Va., Civic Center); n5-Cotton States Classic (The Omni, Atlanta, Ga.); n6-Puerto Rico Shootout (Eugenio Guerra Sports Complex, Bayamon, P.R.)

Alabama A&M (5-0)

Home: 5-0, Away: 0-0, Neutral: 0-0

12-15-82h W 90- 85
 11-28-83h W 95- 75
 12-17-035/6h W 74- 41
 12-19-11h13 W 65- 54
 11-18-14h14 W 66- 46

Alabama State (2-0)

Home: 2-0, Away: 0-0, Neutral: 0-0

11-19-043/4h W 74- 37
 12-17-12h14 W 75- 41

Albany (1-0)

Home: 1-0, Away: 0-0, Neutral: 0-0

11-17-10h W 78- 51

Albany YMCA (0-2)

Home: 0-0, Away: 0-2, Neutral: 0-0

1-1-24a L 28- 39
 12-29-27a L 23- 32

Alcorn State (2-0)

Home: 2-0, Away: 0-0, Neutral: 0-0

11-20-87h W 114- 71
 1-18-89nr/20h W 88- 63
 *h-Preseason NIT first round

Appalachian State (5-0)

Home: 4-0, Away: 1-0, Neutral: 0-0

2-21-83h W 83- 72
 1-4-84h W 78- 61
 12-2-9520/20a W 89- 65
 12-5-98 (ot)h W 74- 72
 12-15-14h14 W 70- 57

Arizona (1-0)

Home: 0-0, Away: 0-0, Neutral: 1-0

2-17-916/6n1 W 62- 56
 n1-Brendan Byrne Arena, East Rutherford, N.J.

Arizona State (0-1)

Home: 0-0, Away: 0-0, Neutral: 0-1

12-20-7519/18n1 L 70- 85
 n1-Kentucky Invitational (Memorial Coliseum, Lexington, Ky.)

Arkansas (4-1)

Home: 2-0, Away: 0-0, Neutral: 1-1

12-30-61n1 L 42- 72
 1-29-65h W 93- 83
 1-28-66h W 88- 75
 12-26-8410/13n2 W 72- 52
 11-26-15n3 W 83- 73
 n1-Poinsettia Tournament (Greenville, S.C.); n2-Rainbow Classic (Blaisdell Center, Honolulu, Hawaii); n3-NIT Season Tip-Off (Barclays Center, Brooklyn, N.Y.)

Arkansas-Little Rock (1-0)

Home: 1-0, Away: 0-0, Neutral: 0-0

11-26-043/3h W 79- 54

Arkansas-Pine Bluff (3-0)

Home: 3-0, Away: 0-0, Neutral: 0-0

11-23-02h W 113- 75
 11-25-08h W 74- 47
 12-16-0922/15h W 65- 53

Army (1-0)

Home: 1-0, Away: 0-0, Neutral: 0-0

2-17-68h W 60- 55

Arundel Boat Club (1-0)

Home: 0-0, Away: 1-0, Neutral: 0-0

12-29-30a W 49- 45

Athletes in Action (4-2)

Home: 4-2, Away: 0-0, Neutral: 0-0

3-2-72 (ext)h W 88- 87
 11-14-91 (ext)h W 76- 74
 11-17-92 (ext)h W 111-102
 11-17-97 (ext)h W 86- 76
 11-2-98 (ext)h L 73- 84
 11-2-99 (ext)h L 66- 82

Atlanta Athletic Club (2-12)

Home: 1-6, Away: 1-6, Neutral: 0-0

1-28-09a L 12- 18
 3-6-20a L 21- 44
 1-5-23h4 L 23- 40
 1-4-24h4 L 23- 51
 1-9-25h7 L 22- 23
 1-5-27a L 28- 34
 2-5-27h7 W 41- 23
 1-4-28a L 26- 36
 2-8-28h7 L 29- 33
 1-23-29a L 26- 43
 2-20-29h7 L 26- 37
 2-4-30a W 31- 29
 2-25-30h7 L 22- 37
 1-10-31a L 27- 40

Atlanta Naval Air Station (3-0)

Home: 2-0, Away: 1-0, Neutral: 0-0

1-7-44a W 46- 34
 1-14-44h9 W 70- 37
 2-21-45 (ot)h9 W 51- 47

Auburn (61-53)

Home: 37-20, Away: 22-30, Neutral: 2-3

2-17-06h1 L 6- 26
 2-4-09h2 L 8- 24
 2-14-13h3 L 27- 36
 2-22-13a L 19- 23
 2-20-14h3 W 50- 12
 2-27-14a W 21- 6
 1-10-20h4 L 24- 29
 3-9-20a L 17- 21
 1-22-21h4 L 28- 30
 1-28-22h4 W 44- 12
 2-11-22a L 13- 26
 1-12-23h4 W 35- 17
 2-23-23a L 26- 29
 1-11-24h4 W 39- 24
 2-9-24a W 33- 18
 2-29-24n1 L 29- 35
 1-17-25a W 28- 21
 2-7-25h7 L 14- 15
 1-9-26a L 28- 32
 2-19-26h7 W 28- 13
 1-8-27 (ot)h7 W 22- 20
 2-12-27a L 24- 42
 1-7-28a L 29- 56
 2-25-28n1 L 29- 30
 2-6-29h7 W 41- 25
 2-16-29a W 46- 41
 2-17-30a W 47- 34
 2-19-30h4 W 40- 29
 1-28-31a W 37- 33
 2-24-31h7 W 47- 22
 1-13-32a L 22- 25
 2-10-32h4 W 36- 28
 2-15-33a W 29- 20
 2-21-33h4 W 29- 18
 1-9-34a W 28- 26
 2-14-34h4 W 24- 20
 2-6-35h4 W 25- 24
 2-12-35a W 34- 19
 2-4-36a L 28- 31
 2-19-36h8 W 46- 22
 2-11-37h8 W 42- 28

2-27-37a W 35- 33
 2-15-38h8 W 43- 42
 3-1-38h8 W 54- 32
 2-22-39a L 24- 38
 2-27-39h9 L 33- 49
 2-6-40h9 W 53- 31
 2-21-40 (ot)a L 38- 39
 2-1-41h9 W 48- 39
 2-5-41a L 45- 51
 1-30-42h9 W 48- 42
 2-3-42a L 38- 43
 1-22-43a W 59- 32
 1-30-43h9 W 53- 21
 1-20-45h9 W 53- 39
 2-17-45a W 74- 41
 1-14-46h9 W 45- 22
 1-16-46a W 53- 26
 1-15-47a W 55- 42
 1-29-47h9 W 65- 49
 1-30-48a L 31- 38
 2-25-48h9 W 50- 43
 1-11-49a L 33- 41
 2-23-49h9 W 66- 57
 1-10-50h9 W 65- 49
 2-22-50a W 61- 53
 1-31-51h9 W 64- 44
 2-14-51a L 63- 75
 12-29-51n2 W 79- 62
 1-9-52h9 W 56- 54
 2-13-52a W 58- 50
 12-10-52a L 61- 71
 1-14-53h9 W 79- 61
 12-12-53a1 L 56- 83
 1-20-54a L 56- 80
 2-8-54h9 L 53- 59
 1-26-55a W 73- 70
 2-7-55h9 W 75- 67
 2-7-56 (ot)a L 74- 77
 1-22-57a W 81- 74
 2-4-57 (ot)h W 76- 67
 1-22-58h L 72- 80
 2-3-58a L 78- 99
 1-21-595/6a L 55- 66
 2-3-594/7h L 40- 51
 1-19-606/6h L 59- 66
 2-2-606/6a L 45- 48
 1-24-61 (ot)a W 48- 43
 2-7-61h L 36- 38
 1-23-62h L 40- 52
 2-5-62a L 39- 48
 1-22-637/6nr/16h W 69- 64
 2-3-64a W 62- 57
 12-1-64h L 52- 60
 2-26-65a W 59- 54
 12-18-65h L 74- 79
 2-19-66a L 73- 90
 12-21-66 (ot)h W 78- 76
 12-16-67h L 52- 63
 2-24-69a L 85- 87
 1-17-70h W 86- 74
 12-19-70a1 W 87- 76
 1-14-71h W 90- 81
 12-11-71h L 62- 76
 2-15-72a L 77- 91
 11-25-72h W 90- 83
 2-26-73a L 69- 79
 12-13-73h L 86- 88
 2-27-74a L 70- 92
 1-15-75h L 75- 87
 2-11-76a L 51- 72
 2-1-78h L 72- 77
 12-21-78a1 L 57- 60
 12-30-87n3 W 83- 72

a1-Montgomery, Ala.; n1-SIC Tournament (City Auditorium, Atlanta, Ga.); n2-Carolina Invitational (Charlotte [N.C.] Coliseum); n3-Cotton States Classic (The Omni, Atlanta, Ga.)

Augusta (5-0)

Home: 4-0, Away: 0-0, Neutral: 0-0

1-16-84h W 75- 57
 12-21-8413/13h W 84- 53
 12-12-8716/nrh W 108- 74
 11-24-9014/14h W 100- 63
 11-6-05 (ext)h W 96- 57

Formerly Augusta College, Augusta State, GRU Augusta; includes exhibition game

Austin Peay (1-0)

Home: 0-0, Away: 0-0, Neutral: 1-0

3-15-9613/15n1 W 90- 79
 n1-NCAA Southeast Regional first round (Orlando [Fla.] Arena)

SERIES HISTORY VS. ALL OPPONENTS

Australian National Team (1-0)

Home: 1-0, Away: 0-0, Neutral: 0-0

11-11-85 (exh)h W 81- 75

Baltimore (0-2)

Home: 0-0, Away: 0-2, Neutral: 0-0

12-27-29a L 22- 24
12-28-33a L 19- 38

Baylor (3-1)

Home: 3-0, Away: 0-0, Neutral: 0-1

12-16-57h W 61- 59
12-4-58h W 65- 56
12-20-61h W 57- 44
12-27-73n1 L 80-108
n1-Old Dominion Invitational (The Scope, Norfolk, Va.)

Benjamin Franklin (1-0)

Home: 0-0, Away: 1-0, Neutral: 0-0

12-27-30a W 34- 17

Bethune-Cookman (1-0)

Home: 1-0, Away: 0-0, Neutral: 0-0

12-31-05h W 73- 64

Birmingham Athletic Club (1-1)

Home: 0-0, Away: 1-1, Neutral: 0-0

1-13-22a W 34- 16
2-16-23a L 31- 37

Birmingham Southern (2-0)

Home: 0-0, Away: 1-0, Neutral: 1-0

2-25-21n1 W 53- 11
12-3-48a W 75- 45
n1-SIAA Tournament (City Auditorium, Atlanta, Ga.)

Biscayne (1-0)

Home: 1-0, Away: 0-0, Neutral: 0-0

12-12-78h W 70- 49

Boston College (13-10)

Home: 5-2, Away: 4-5, Neutral: 4-3

All Home Games: 5-2
At McCamish Pavilion: 1-1
At AMC: 3-1
At Philips Arena: 1-0
In Atlanta: 5-2
In Boston/Chestnut Hill: 5-5
At Conte Forum: 3-5
As ACC members: 9-9
In the ACC Tournament: 1-2
All Neutral Games: 4-3
Under Bobby Cremins: 2-0
Under Paul Hewitt: 4-3
Under Brian Gregory: 5-4
Vs. Jim Christian: 1-2
Longest Winning Streak: 4 games (1986-2006)
Longest Losing Streak: 3 games (2012-13)
Most Points Scored: 103 on 3-7-1996
Fewest Points Scored: 37 on 1-19-1980
Most Points Allowed: 89 on 3-17-1996
Fewest Points Allowed: 40 on 1-19-1980
Largest Margin of Victory: 14 on 3-17-1996, 3-4-2007
Largest Margin of Defeat: 11 on 1-8-2011

• Georgia Tech leads the all-time series with Boston College, 13-10, after winning the teams' only meeting in the 2015-16, 76-71 in Chestnut Hill. The Eagles has defeated the Yellow Jackets in both meetings during the 2014-15 season.

• Last year's Tech win ended the series at 9-9 since the Eagles joined the ACC.

• Eighteen of the games in the short series have been decided by less than 10 points, 13 of them by four points or less, and two in overtime.

• Tech is 5-2 against the Eagles at home, earning the last three wins on three different home courts - Alexander Memorial Coliseum, Philips Arena and McCamish Pavilion.

• Tech has played BC at three different venues in the Boston area. The Jan. 29, 2005 game was Tech's first visit to the Conte Forum, BC's current home court, where the Jackets are 2-5. The first game in the series on Dec. 31, 1946, was played at Boston Arena, and the teams also played in the Boston Garden on Jan. 19, 1980.

• Prior to BC's entry into the ACC, the teams met four times on neutral floors, including one outside the United States, a 65-

62 overtime win for the Yellow Jackets in the 1986 Suntory Ball in Tokyo, Japan.

• The teams have met twice in NCAA Tournament competition, both of them won by Tech. The Yellow Jackets downed the Eagles, 103-89, in the 1996 Southeast Regional second round in Orlando, and eliminated the Eagles two seasons ago, 57-54 in the second round in Milwaukee.

All-Time Series Results

12-31-46a W 54- 50
1-19-80n1 L 37- 40
12-20-86 (ot)n2 W 65- 62
3-17-9613/15n3 W 103- 89
3-21-0414/1525/Nn4 W 57- 54
1-8-0611/11h W 60- 58
1-29-0620/18a L 64- 66
3-4-07h W 74- 60
3-8-08a W 86- 78
1-20-09 (ot)h L 76- 80
3-7-09a L 66- 67
2-27-10h W 73- 68
1-8-11a L 75- 86
2-4-12h12 W 51- 47
2-29-12a L 52- 56
3-9-13a L 72- 74
3-14-13n5 L 64- 84
1-21-14a W 68- 60
2-13-14h14 W 74- 71
3-12-14 (ot)n5 W 73- 70
1-25-15h14 L 62- 64
3-10-15n5 L 65- 66
2-27-16a W 76- 71

n1-Boston Garden, Boston, Mass.; n2-Suntory Ball (Aoyama College, Tokyo, Japan); n3-NCAA Southeast Regional second round (Orlando [Fla.] Arena); n4-NCAA Tournament second round (Bradley Center, Milwaukee, Wis.); n5-ACC Tournament (Greensboro Coliseum, Greensboro, N.C.)

Boston University (3-0)

Home: 1-0, Away: 0-0, Neutral: 2-0

12-28-65n1 W 83- 40
10-10-75h W 73- 72
11-22-0921/19n2 W 85- 67

n1-Hurricane Classic (Miami, Fla.); n2-O'Reilly Auto Parts Puerto Rico Tip-Off, San Juan, P.R.

Bowling Green (0-1)

Home: 0-0, Away: 0-0, Neutral: 0-1

12-30-72n1 L 87-102
n1-Old Dominion Invitational (The Scope, Norfolk, Va.)

Bradley (0-3)

Home: 0-0, Away: 0-2, Neutral: 0-1

12-19-49a L 60- 84
12-16-50a L 55- 85
12-29-95n1 L 82- 84
n1-Cable Car Classic (San Jose [Calif.] Arena)

Brigham Young (1-0)

Home: 0-0, Away: 0-0, Neutral: 1-0

12-29-78n1 W 83- 81
n1-Pillsbury Holiday Classic (Minneapolis, Minn.)

Brown (1-0)

Home: 1-0, Away: 0-0, Neutral: 0-0

12-19-66h W 93- 75

California (0-3)

Home: 0-0, Away: 0-2, Neutral: 0-1

12-29-50a L 57- 82
12-30-50a L 45- 78
11-23-12n1 L 57- 68
n1-DirectTV Classic (Anaheim, Calif.)

California All-Stars (1-2)

Home: 0-2, Away: 0-0, Neutral: 0-0

11-9-98 (exh)h W 94- 89
11-9-99 (exh)h L 85- 95
11-7-00 (exh)h11 L 86- 07

Camp Wheeler (1-0)

Home: 1-0, Away: 0-0, Neutral: 0-0

2-22-43h9 W 36- 33

Campbell (2-0)

Home: 2-0, Away: 0-0, Neutral: 0-0

2-26-79h W 83- 61
11-27-9520/20h10 W 87- 76

Canisius (1-1)

Home: 0-0, Away: 1-1, Neutral: 0-0

12-30-54a1 L 56- 70
12-31-55a1 W 86- 82
a1-Queen City Tournament (Buffalo, N.Y.)

Carson-Newman (1-0)

Home: 1-0, Away: 0-0, Neutral: 0-0

11-2-07 (exh)h W 126- 86

Catholic (0-1)

Home: 0-0, Away: 0-1, Neutral: 0-0

2-16-21a L 23- 37

Centenary (3-0)

Home: 2-0, Away: 0-0, Neutral: 1-0

1-10-06n1 W 85- 69
12-18-06h W 92- 52
12-22-07h W 86- 41
n1-CenturyTel Center, Bossier City, La.

Central Columbus YMCA (0-1)

Home: 0-1, Away: 0-0, Neutral: 0-0

1-8-24h4 L 18- 42

Central Michigan (1-0)

Home: 0-0, Away: 0-0, Neutral: 1-0

12-17-83n1 W 73- 71
n1-Casaba Club Classic (A.G. Spanos Center, Stockton, Calif.)

Central YMCA (1-0)

Home: 1-0, Away: 0-0, Neutral: 0-0

2-12-24h4 W 34- 26

Centre (1-0)

Home: 0-0, Away: 0-0, Neutral: 1-0

2-27-23n1 W 34- 26
n1-SIAA Tournament (City Auditorium, Atlanta, Ga.)

College of Charleston (5-1)

Home: 5-1, Away: 0-0, Neutral: 0-0

2-11-75h W 89- 82
2-28-76h W 91- 52
1-5-77h W 97- 76
2-19-79h W 61- 43
1-28-9220/18h W 77- 70
1-16-938/8h L 67- 84

University of Charleston (1-0)

Home: 1-0, Away: 0-0, Neutral: 0-0

1-20-79h W 69- 63
Formerly Morris Harvey College (W.Va.)

Charleston Southern (6-1)

Home: 6-1, Away: 0-0, Neutral: 0-0

11-27-78h W 111- 54
2-14-81h L 51- 74
11-24-8418/nrh W 79- 66
12-10-8812/12h W 101- 66
11-16-98h W 103- 63
11-21-00h W 85- 62
12-22-049/9h W 90- 48
11-12-10h W 52- 39
Formerly Baptist College

Charlotte (8-1)

Home: 4-1, Away: 3-0, Neutral: 1-0

12-22-70h W 72- 58
2-19-73h W 81- 66
1-14-859/10a W 86- 68
2-6-862/2h W 87- 76
11-16-07n1 W 82- 77
1-2-10w/20a W 76- 67
1-2-11 (2ot)h L 83- 86
12-29-13a W 58- 55
12-30-14h14 W 67- 66

*n1-Paradise Jam (St. Thomas, U.S. Virgin Islands)
Also known as UNC Charlotte*

Chattanooga (16-2)

Home: 9-0, Away: 7-2, Neutral: 0-0

2-21-14a W 23- 21
11-7-20a L 11- 25
2-18-22a W 33- 30
2-13-23a L 29- 41
2-22-24a W 23- 19
2-11-42h9 W 64- 32
12-12-46h9 W 63- 37
12-19-47h9 W 63- 50
12-11-48h9 W 81- 45
12-3-49h9 W 84- 39
1-2-50a W 73- 43
11-27-8418/nrh W 74- 58
12-4-855/4a W 94- 74
12-7-9117/16h W 97- 84
12-22-9216/15a W 81- 74
12-14-0922/15h W 95- 64
2-16-11h W 62- 53
1-2-13h14 W 74- 58

Also known as UT-Chattanooga

Cincinnati (3-8)

Home: 2-0, Away: 0-4, Neutral: 1-4

12-21-26a L 25- 52
3-5-7613/18n1 L 60- 71
2-12-7712/11a L 73- 84
3-5-7714/20n2 L 61- 74
1-2-7811/11h W 59- 56
2-9-78a L 67- 75
3-2-78nr/18n3 W 39- 38
1-29-79h W 82- 73
2-5-79a L 51- 55
12-28-9417/1620/18n4 L 66- 69
3-22-9613/157/6n5 L 70- 87

n1-Metro Tournament (Freedom Hall, Louisville, Ky.); n2-Metro Tournament (Mid-South Coliseum, Memphis, Tenn.); n3-Metro Tournament (Riverfront Coliseum, Cincinnati, Ohio); n4-Rainbow Classic (Special Events Center, Honolulu, Hawaii); n5-NCAA Southeast Regional semifinal (Rupp Arena, Lexington, Ky.)

Cincinnati YMCA (0-1)

Home: 0-0, Away: 0-1, Neutral: 0-0

12-22-26a L 41- 43

Clark Atlanta (0-1)

Home: 1-0, Away: 0-0, Neutral: 0-0

11-5-10 (ot) (exh)h L 71- 68

SERIES HISTORY VS. ALL OPPONENTS

Clemson (61-67)

Home: 41-24, Away: 16-42, Neutral: 4-1

All Home Games:	41-24
At McCamish Pavilion:	1-2
At AMC:	27-15
At Philips Arena:	0-1
At Georgia Dome:	1-0
In Atlanta:	43-24
All Road Games:	16-42
At Littlejohn Coliseum:	8-35
As ACC members:	33-44
In the ACC Tournament:	4-1
All Neutral Games:	4-1
As SIC members:	8-5
As SIAA members:	3-2
As SoCon members:	6-5
Under Whack Hyder:	9-8
Under Dwane Morrison:	0-8
Under Bobby Cremins:	19-21
Under Paul Hewitt:	12-11
Under Brian Gregory:	2-8
Vs. Brad Brownell:	2-10
Longest Winning Streak:	7 games (1943-66)
Longest Losing Streak:	14 games (1972-82)
Most Points Scored:	111 on 1-24-2001
Fewest Points Scored:	17 on 2-20-1920
Most Points Allowed:	108 on 1-24-2001
Fewest Points Allowed:	13 on 1-5-1924, 1-20-1937
Largest Margin of Victory:	38 on 1-20-1937
Largest Margin of Defeat:	29 on 1-8-1977

• This is the oldest and longest-running series the Yellow Jackets have with an ACC member. The 127 all-time meetings are 33 more than Tech has played with any other ACC opponent. The series dates back to the 1912-13 season, when John Heisman coached the Tech basketball team.

• Clemson is one of two permanent home-and-away opponents on Tech's schedule each year (Notre Dame is the other).

• Clemson has won 18 of the last 21 meetings in the series, and had won 10 straight games in the series until Tech captured a 63-52 win on Feb. 16, 2015 at McCamish Pavilion. The Tigers earned a split of the regular-season series with a 70-63 overtime win in Clemson.

• The Yellow Jackets trail 44-32 to the Tigers since joining the ACC.

• Tech has an all-time record of 41-24 against the Tigers at home, including 27-15 record at Alexander Memorial Coliseum. The Jackets have won 22 of 32 against the Tigers at home since 1983.

• Clemson head coach Brad Brownell is 10-1 vs. Tech, while Brian Gregory is 1-8 vs. Clemson. In the 11 meetings with the Tigers and Brownell, the Yellow Jackets have averaged 56.1 points per game, never scoring more than 65 in any one game.

• Tech actually won four of the first five meetings with Clemson at Littlejohn Coliseum under Paul Hewitt, but the Tigers have won the last nine in a row there.

• Tech is just 16-42 all-time in games played at Clemson, including an 8-35 mark in Littlejohn Coliseum. Tech was Clemson's first opponent in Littlejohn Coliseum back on Nov. 30, 1968. The Tigers won, 76-72.

• Tech's 111-108 win against the Tigers at Littlejohn Coliseum on Jan. 24, 2001 is the highest-scoring regulation game Tech has had with any ACC opponent. The Jackets defeated Florida State by the same score in Tallahassee (in two OTs) on Feb. 11, 1999, and lost to Wake Forest in the 2007 ACC Tournament, 114-112 in double-overtime.

• The Yellow Jackets have won three of four ACC Tournament meetings with the Tigers, including a 69-61 semi-final decision on the way to the 1993 conference title in Charlotte.

All-Time Series Results

2-7-13.....h3	L	22- 26
2-8-13.....a	W	29- 11
1-23-20.....h4	W	32- 17
2-20-20.....a	L	17- 41
2-5-21.....h4	W	28- 22
1-13-23.....a	W	26- 17
1-27-23.....h4	W	35- 22
1-5-24.....a	W	48- 13
2-8-24.....h4	W	39- 22
1-10-25.....h4	L	18- 20
2-14-25.....a	L	30- 32
1-17-28.....h7	W	42- 24
1-5-29.....h7	W	29- 23
3-1-29.....h1	L	26- 30
1-11-30.....h7	L	24- 25
2-15-30.....a	L	26- 40
1-7-33.....a	W	29- 28
2-7-34.....h4	W	31- 25
1-12-35.....a	L	29- 43

1-11-36.....h8	L	32- 35
1-25-36.....a	L	31- 39
1-20-37.....h8	W	51- 13
2-25-38.....h8	W	53- 33
1-8-41.....h9	W	63- 51
1-22-41 (ot).....a	L	49- 52
2-10-43.....h9	W	43- 32
1-22-44.....a	W	50- 34
1-29-44.....h9	W	58- 24
12-20-45.....h9	W	52- 38
1-5-46.....a	W	61- 46
2-3-65.....h	W	93- 78
1-6-66.....h	W	87- 72
2-22-66.....a	L	90-106
1-5-67.....h	L	55- 76
1-24-67.....a	W	88- 77
2-1-68.....h	W	99- 64
2-28-68.....a	W	80- 51
11-30-68.....a	L	72- 76
1-8-69.....h	W	72- 66
1-7-70.....h	W	96- 84
1-19-70.....a	L	78- 88
1-6-71.....h	W	72- 55
1-20-71.....a	W	74- 64
1-5-72.....h	L	57- 66
1-29-72.....a	L	70- 83
11-28-72.....a	L	77- 86
2-3-73.....h	L	57- 74
12-15-73.....a	L	61- 63
3-2-74.....h	L	58- 71
2-19-75.....16/nr.....h	L	69- 85
1-8-77.....16/15.....a	L	69- 98
1-5-80.....h	L	48- 56
1-31-80.....16/17.....a	L	52- 76
1-7-81.....20/20.....h10	L	54- 65
1-21-81.....19/nr.....a	L	48- 72
1-6-82.....h	L	57- 62
1-20-82.....a	L	49- 55
1-11-83.....h	W	71- 66
1-24-83.....a	L	56- 58
1-11-84.....a	L	69- 79
1-26-84.....h	W	59- 52
1-8-85.....9/10.....h	L	81- 90
1-23-85.....16/17.....a	W	64- 59
1-18-86.....5/5.....a	W	83- 71
3-2-86.....4/3.....h	W	74- 63
3-7-86.....6/6.....n2	W	79- 61
1-20-87.....10/12.....h	L	66- 67
2-25-87.....13/12.....a	L	77- 88
1-26-88.....h	W	85- 76
3-5-88 (2ot).....13/15.....a	L	94- 97
1-25-89.....nr/19.....h	W	75- 74
3-4-89 (ot).....a	L	79- 81
1-25-90.....13/11.....a	L	90- 91
3-3-90.....11/11.....20/20.....h	W	85- 69
1-24-91.....nr/25.....h	W	89- 68
3-2-91.....nr/21.....a	L	62- 69
2-5-92 (ot).....20/18.....a	L	78- 95
3-8-92.....h	W	101- 82
2-4-93.....22/22.....h	L	80- 83
3-7-93.....a	W	66- 59
3-13-93.....n3	W	69- 61
2-2-94.....a	L	69- 88
3-5-94.....h	W	90- 79
2-1-95.....21/20.....h	W	80- 50
3-4-95.....a	L	63- 65
1-30-96.....25/nr.....24/21.....a	L	70- 73
3-3-96.....18/20.....h	W	87- 74
1-30-97.....7/6.....a	L	57- 70
3-1-97.....12/10.....h	L	53- 55
2-4-98.....h	W	70- 52
3-1-98.....a	L	62- 76
1-28-99.....h	W	66- 62
2-28-99.....a	L	64- 92
2-2-00.....a	L	58- 70
3-4-00.....h	W	85- 69
1-24-01.....a	W	111-108
2-25-01.....h	W	85- 64
1-5-02.....h	L	76- 83
2-6-02.....a	W	74- 50
2-5-03.....a	L	67- 69
3-8-03.....h	W	66- 56
1-27-04.....14/16.....h	W	76- 69
2-28-04.....18/20.....a	W	79- 60
2-8-05.....a	W	70- 62
3-5-05.....h	W	64- 56
1-21-06.....h	L	63- 73
3-4-06.....a	L	82- 95
1-6-07.....23/18.....a	L	74- 75
2-3-07.....25/21.....h	W	80- 62
2-14-08.....a	L	67- 82
3-6-08.....24/n.....h	W	80- 75
1-25-09.....10/9.....a	L	59- 73
2-22-09.....13/13.....h	L	73- 81
3-12-09.....17/18.....n4	W	86- 81

1-19-10.....19/18....17/16.....h	W	66- 64
3-2-10.....a	L	80- 91
1-12-11.....a	L	62- 87
2-5-11.....h	L	56- 65
1-21-12.....a	L	62- 64
2-21-12.....h12	L	37- 56
1-29-13.....a	L	60- 63
2-14-13.....h14	L	53- 56
2-4-14.....a	L	41- 45
2-22-14.....h14	L	55- 63
3-13-14 (ot).....n2	L	65- 69
2-16-15.....h14	W	63- 52
2-28-15 (ot).....a	L	63- 70
2-13-16.....a1	L	52- 66
2-23-16.....h14	W	75- 73
3-9-16 (ot).....n45	W	88- 85

h3-Crystal Palace; h4-City Auditorium; h7-Temporary Gym; h8-Naval Armory; h9-Heisman Gym; h10-The Omni; h12-Philips Arena; a1-Bon Secours Wellness Arena (Greenville, S.C.); n1-SIC Tournament (City Auditorium, Atlanta, Ga.); n2-ACC Tournament (Greensboro [N.C.] Coliseum); n3-ACC Tournament (Charlotte [N.C.] Coliseum); n4-ACC Tournament (Georgia Dome, Atlanta, Ga.)

Clemson YMCA (0-1)

Home: 0-0, Away: 0-1, Neutral: 0-0

2-21-20.....a	L	32- 40
---------------	---	--------

Coastal Carolina (4-0)

Home: 4-0, Away: 0-0, Neutral: 0-0

11-28-88.....14/na.....h	W	95- 65
12-19-89.....14/13.....h	W	109- 82
11-28-94.....20/19.....h	W	90- 78
12-17-97.....h	W	100- 63

Colgate (1-0)

Home: 1-0, Away: 0-0, Neutral: 0-0

12-23-15.....h14	W	76- 60
------------------	---	--------

Colorado State (1-0)

Home: 1-0, Away: 0-0, Neutral: 0-0

11-22-91.....23/24.....h	W	84- 67
--------------------------	---	--------

*h-Preseason NIT second round

Columbia (1-0)

Home: 0-0, Away: 0-0, Neutral: 1-0

12-11-76.....n1	W	80- 79
-----------------	---	--------

n1-Marshall Invitational (Huntington, W.Va.)

Columbus Kinners (0-1)

Home: 0-0, Away: 0-1, Neutral: 0-0

12-20-26.....a	L	26- 35
----------------	---	--------

Connecticut (2-2)

Home: 0-0, Away: 0-1, Neutral: 2-1

11-26-03.....1/1.....n1	W	77- 61
4-5-04.....14/15....7/7.....n2	L	73- 82
2-11-07.....n3	W	65- 52
2-9-08.....a	L	68- 80

n1-Preseason NIT semifinals (Madison Square Garden, New York, N.Y.); n2-NCAA Final Four national championship game (Alamodome, San Antonio, Texas); n3-Georgia Dome, Atlanta, Ga.

Cornell (4-0)

Home: 3-0, Away: 1-0, Neutral: 0-0

1-2-02.....h	W	86- 68
1-8-03.....h	W	81- 55
11-23-03.....a	W	90- 69
11-13-15.....h14	W	116- 81

Crescent Athletic Club (0-1)

Home: 0-0, Away: 0-1, Neutral: 0-0

1-1-30 (extl).....a	L	24- 28
---------------------	---	--------

Croatian National Team (1-0)

Home: 1-0, Away: 0-0, Neutral: 0-0

11-16-94 (extl).....h	W	100- 61
-----------------------	---	---------

CSKA Bulgaria (1-0)

Home: 1-0, Away: 0-0, Neutral: 0-0

11-4-97 (extl).....h	W	96- 76
----------------------	---	--------

Davidson (9-3)

Home: 6-1, Away: 0-1, Neutral: 3-1

2-17-25.....h7	L	27- 36
12-19-46.....h9	W	55- 41
12-14-49.....h9	W	78- 59
12-29-51.....n1	W	78- 60
12-3-57.....h	W	74- 52
12-29-71.....n1	L	66- 91
12-16-75.....h	W	85- 60
1-3-76.....n2	W	72- 68
12-15-76.....h	W	59- 44
12-21-77.....a	L	78- 79
11-24-00.....h	W	92- 61
12-17-01.....n2	W	83- 69

n1-Carolina Invitational (Charlotte [N.C.] Coliseum); n2-Charlotte [N.C.] Coliseum

Dayton (0-4)

Home: 0-1, Away: 0-2, Neutral: 0-1

12-17-77.....a	L	63- 65
11-19-09.....21/19.....n1	L	59- 63
11-20-13.....h14	L	72- 82
12-23-14.....a	L	61- 75

n1-O'Reilly Auto Parts Puerto Rico Tip-Off, San Juan, P.R.

Delaware State (3-0)

Home: 3-0, Away: 0-0, Neutral: 0-0

12-6-97.....22/23.....h	W	84- 63
11-14-11.....h13	W	70- 52
11-11-13.....h14	W	68- 50

DePaul (2-2)

Home: 1-0, Away: 0-2, Neutral: 1-0

2-2-79.....a	L	71- 77
2-22-87.....4/5.....a	L	67- 84
2-6-88.....h	W	71- 70
3-15-91.....24/nr.....n1	W	87- 70

n1-NCAA Midwest Regional first round (Univ. of Dayton Arena, Dayton, Ohio)

DePauw (1-1)

Home: 1-0, Away: 0-1, Neutral: 0-0

12-28-26.....a	L	28- 61
12-13-77.....h	W	94- 54

Detroit (1-1)

Home: 0-0, Away: 0-1, Neutral: 1-0

1-2-47.....a	L	39- 48
12-28-57.....n1	W	70- 66

n1-Motor City Classic (Detroit, Mich.)

Dixie Portland (1-0)

Home: 1-0, Away: 0-0, Neutral: 0-0

12-30-26.....h7	W	19- 18
-----------------	---	--------

Dixie Stars (1-0)

Home: 0-0, Away: 1-0, Neutral: 0-0

12-28-28.....a	W	53- 26
----------------	---	--------

SERIES HISTORY VS. ALL OPPONENTS

Duke (23-70)

Home: 15-27, Away: 5-34, Neutral: 3-9

All Home Games: 15-27

At McCamish Pavilion: 0-2

At AMC: 13-21

At The Omni: 1-0

At Philips Arena: 0-1

In Atlanta: 16-28

All Road Games: 5-34

At Cameron Indoor Stadium: 5-34

As ACC members: 19-57

In the ACC Tournament: 3-7

All Neutral Games: 3-9

As SIC members: 0-1

Under Whack Hyder: 2-3

Under Dwane Morrison: 0-7

Under Bobby Cremins: 16-29

Under Paul Hewitt: 3-19

Under Brian Gregory: 0-6

Vs. Mike Krzyzewski: 19-59

Longest Winning Streak: 2 games (5 times)

Longest Losing Streak: 15 games (1997-2004)

Most Points Scored: 91 on 2-28-1988, 1-11-1990

Fewest Points Scored: 17 on 2-15-1922

Most Points Allowed: 107 on 2-22-1975

Fewest Points Allowed: 16 on 2-15-1922

Largest Margin of Victory: 11, three times

Largest Margin of Defeat: 44 on 2-21-2001

• Georgia Tech and Duke met only once last season, a 72-66 Blue Devil win at Cameron Indoor Stadium, Duke's eighth consecutive win in the series. Tech's last win in the series occurred Jan. 9, 2010 in Atlanta.

• Duke has won 32 of the last 35 games in the series.

• The Blue Devils won 11 of the last 13 meetings at Alexander Memorial Coliseum and posted a 21-13 lead over Tech in games played on the Jackets' former home court, as well as a 26-15 mark in games played in Atlanta. Duke's win on Feb. 18, 2014 was their first game at McCamish Pavilion.

• Duke leads the overall series 69-23, and is 56-19 against Tech since the Jackets joined the ACC.

• Tech's best stretch of the series occurred between 1982 and 1989, with 10 wins in 17 meetings. Tech has never won more than two in a row.

• Tech is 19-58 against Duke teams coached by Mike Krzyzewski, 12-19 in games played in Atlanta.

• Tech has won just five of 39 games played at Cameron Indoor Stadium, the first four coming in (1959, 1984, 1987 and 1996). Tech's most recent win occurred on Mar. 3, 2004 in a 76-68 victory, which snapped a 41-game homecourt winning streak for the Blue Devils.

• Tech is 3-7 against the Blue Devils in ACC Tournament encounters. Tech defeated Duke on the way to each of its three tournament titles, including semifinal victories in 1985 and 1990 and a first-round triumph in 1993. The Blue Devils have defeated Tech three times in championship games (1986, 2005, 2010).

All-Time Series Results

2-15-22h5	W	17- 16
3-1-30n1	L	37- 44
2-13-40h9	W	41- 35
1-18-46h9	L	39- 54
2-12-46a	L	51- 73
2-15-47h9	L	54- 64
2-16-48h9	L	55- 60
2-12-49a	L	42- 53
12-10-55a	L	66- 87
11-30-56h	L	61- 71
12-1-59a	W	59- 49
12-19-6015/12...8/13	h	48- 61
1-27-73h	W	88- 86
2-16-74a	L	60- 70
2-22-75a	L	86-107
1-9-76h	L	71- 91
1-7-801/1	a	42- 55
1-21-805/5	h	49- 56
2-4-81h	L	68- 82
2-21-81a	L	56- 83
2-3-82a	L	46- 47
2-20-82h	W	87- 78
2-9-83h	W	67- 66
2-26-83a	L	81-106
1-30-84h	L	68- 69
2-25-8414/19	a	58- 56
3-9-8416/nr	n2	63- 67
2-6-8510/7...5/5	h	81- 71
2-23-858/9...6/5	a	62- 67
3-9-859/11...7/9	n3	75- 64
1-21-864/3...2/2	h	87- 80
2-9-862/2...4/2	a	59- 75

3-9-866/6...1/1	n2	L	67- 68
1-29-8713/11	h	W	75- 66
2-21-8717/18	a	W	79- 72
2-3-884/5	a	L	65- 78
2-28-8820/16...5/5	h	W	91- 87
2-2-8912/10	h	W	81- 76
2-20-8911/12	a	L	66- 91
1-11-909/9...10/11	h	L	91- 96
1-28-9013/11...8/7	a	L	86- 88
3-10-9014/13...12/12	n4	W	83- 72
1-9-9124/21...14/11	a	L	57- 98
1-30-9123/22...7/7	h	L	75- 77
1-11-9214/15...1/1	a	L	84- 97
2-12-92nr/24...1/1	h	L	62- 71
3-14-921/1	n4	L	76- 89
1-10-9310/11...1/1	h	W	80- 79
2-10-93nr/24...3/3	a	L	73- 63
3-12-938/8	n4	W	69- 66
1-8-9412/13...3/3	a	L	71- 88
2-8-942/2	h	L	63- 66
12-30-9417/16...7/7	n5	L	69- 76
1-7-9524/20...11/9	h	W	75- 68
2-9-9518/15	a	L	70- 77
1-7-9619/20	a	W	86- 81
2-7-96 (ot)h	W	73- 71	
1-5-9713/11	h	L	56- 66
2-2-9712/11	a	L	61- 70
2-1-981/1	a	L	69- 90
2-25-981/1	h	L	53- 76
1-6-992/2	a	L	58- 99
2-6-992/2	h	L	79- 87
1-12-006/7	a	L	52- 87
2-12-003/3	h	L	65- 84
1-20-012/2	h	L	77- 98
2-21-014/4	a	L	54- 98
1-10-022/1	a	L	79-104
2-9-021/1	h	L	63- 95
1-25-033/3	a	L	71- 91
2-26-036/5	h	L	58- 77
1-31-0414/16...1/1	h	L	82- 74
3-3-0419/22...3/3	a	W	76- 68
3-13-0414/18...5/4	n2	L	71- 85
2-5-0525/23...4/6	a	L	65- 82
2-23-057/10	h	L	56- 60
3-13-056/6	n6	L	64- 69
2-22-061/1	h	L	66- 73
1-10-0711/11	h	W	74- 63
2-18-07a	L	62- 71	
2-27-087/6	a	L	58- 71
3-14-087/7	n7	L	70- 82
1-14-093/2	h	L	56- 70
1-9-1020/17...5/5	h	W	71- 67
2-4-1021/19...10/9	a	L	67- 86
3-14-104/4	n2	L	61- 65
2-20-115/5	a	L	57- 79
1-7-125/3	h12	L	74- 81
1-17-133/3	a	L	57- 73
1-7-1416/13	a	L	57- 79
2-18-145/6	h14	L	51- 68
2-4-154/5	a	L	66- 72
2-2-16h14	L	71- 80	

Known as Trinity College until 1924

h5-Atlanta Athletic Club; h9-Heisman Gym; n1-SIC Tournament (City Auditorium, Atlanta, Ga.); n2-ACC Tournament (Greensboro [N.C.] Coliseum); n3-ACC Tournament (The Omni, Atlanta, Ga.); n4-ACC Tournament (Charlotte [N.C.] Coliseum); n5-Rainbow Classic (Special Events Center, Honolulu, Hawaii); n6-ACC Tournament (MCI Center, Washington, D.C.); n7-ACC Tournament (Bobcats Arena, Charlotte, N.C.)

Duquesne (2-0)

Home: 1-0, Away: 0-0, Neutral: 1-0

3-17-70n1	W	78- 68
12-29-15h14	W	73- 67

n1-NIT first round (Madison Square Garden, New York, N.Y.)

EA Sports All-Stars (1-0)

Home: 1-0, Away: 0-0, Neutral: 0-0

11-12-01 (exh)h	W	112- 85
----------------	--------	---	---------

East Carolina (3-1)

Home: 2-1, Away: 1-0, Neutral: 0-0

1-27-79 (ot)h	L	64- 66
2-17-79a	W	82- 68
1-4-89h	W	92- 69
12-3-94h	W	100- 74

East Tennessee State (4-2)

Home: 3-1, Away: 0-1, Neutral: 1-0

1-13-76h	W	79- 54
12-18-76h	W	62- 54
12-16-78a	L	76- 86
3-15-90n1	W	99- 83
12-7-13h14	W	87- 57
11-22-15h14	L	68- 69

n1-NCAA Southeast Regional first round (Thompson-Boling Arena, Knoxville, Tenn.)

Eastern Illinois (1-0)

Home: 0-0, Away: 0-0, Neutral: 1-0

11-22-01n1	W	70- 65
----------	---------	---	--------

n1-Las Vegas Invitational (Valley High School, Las Vegas, Nev.)

Elon (3-0)

Home: 3-0, Away: 0-0, Neutral: 0-0

1-22-03h	W	66- 47
11-21-05h	W	81- 69
11-10-0623/21	h	83- 49

Evansville (0-1)

Home: 0-0, Away: 0-1, Neutral: 0-0

12-23-26a	L	36- 38
----------	--------	---	--------

Flagler (3-0)

Home: 3-0, Away: 0-0, Neutral: 0-0

12-1-80h	W	87- 59
1-13-82h	W	79- 71
12-12-83h	W	95- 52

Florida (27-20)

Home: 17-5, Away: 7-12, Neutral: 3-3

2-3-23h4	W	52- 20
1-7-29h7	W	36- 19
1-8-29h7	W	33- 26
2-24-29n1	W	50- 24
1-14-31a	L	31- 39
1-20-31h7	W	32- 23
2-27-31n1	L	48- 53
1-9-32a	W	41- 32
2-17-32h4	W	38- 23
1-4-36a	L	25- 36
2-17-36h8	W	39- 22
1-13-37a	W	35- 25
2-15-37h8	W	43- 37
2-17-38h8	W	54- 40
2-4-39 (ot)a	L	29- 33
1-15-40h9	L	40- 45
2-1-46h9	W	64- 53
2-23-46a	W	58- 50
2-13-48h9	W	65- 42
2-28-48a	W	63- 55
2-10-49h9	W	57- 49
2-26-49a	W	66- 56
2-10-50h9	W	69- 38
2-25-50a	L	41- 59
1-13-51h9	L	54- 56
2-16-52a	L	73- 80
12-29-52n2	L	60- 68
2-14-53h9	L	65- 76
12-30-53n2	L	59- 63
3-1-54a	L	59- 67
2-28-55h9	W	88- 68
2-27-56a	L	48- 66
2-25-57h	W	64- 57
2-24-58 (ot)a	W	62- 61
2-23-59h	W	76- 72
2-22-60 (ot)a	W	69- 55
2-27-61h	W	52- 50
2-26-62 (ot)a	L	75- 82
12-28-62n2	W	63- 61
2-25-63h	W	89- 69
2-24-64a	L	73- 92
12-28-70n2	W	69- 58
12-16-72a	L	69- 78
2-5-73 (ot)h	L	85- 87
1-2-74h	L	68- 70
1-2-75a	L	69- 90
11-24-87a1	L	69- 80

n1-SIC Tournament (City Auditorium, Atlanta, Ga.); n2-Gator Bowl Tournament (Jacksonville, Fla.); a1-Preseason NIT second round

Florida A&M (6-0)

Home: 5-0, Away: 0-0, Neutral: 0-0

12-1-92h	W	112- 83
11-26-94h	W	112- 56
2-5-00h	W	89- 57
11-16-01h	W	97- 62
11-14-0922/20	h	100- 59
11-11-11h13	W	92- 59

Florida State (28-39)

Home: 16-16, Away: 11-20, Neutral: 1-3

All Home Games: 16-16
At McCamish Pavilion: 0-2
At AMC: 16-14
At Georgia Dome: 0-1
In Atlanta: 16-17
All Road Games: 11-20
At Tucker Center: 8-13
As ACC members: 18-25
In the ACC Tournament: 0-2
All Neutral Games: 1-3
As Metro Conference members: 1-3
Under Whack Hyder: 8-10
Under Dwane Morrison: 2-4
Under Bobby Cremins: 8-11
Under Paul Hewitt: 9-10
Under Brian Gregory: 1-4
Vs. Leonard Hamilton: 8-13 (7-13 at FSU)
Longest Winning Streak: 5 games (1995-97)
Longest Losing Streak: 10 games (2007-15)
Most Points Scored: 111 on 2-11-1999
Fewest Points Scored: 53 on 2-14-15
Most Points Allowed: 108 on 2-19-72, 2-11-1999
Fewest Points Allowed: 55 on 1-19-1963
Largest Margin of Victory: 31 on 1-30-2002
Largest Margin of Defeat: 58 on 2-19-1972

SERIES HISTORY VS. ALL OPPONENTS

2-25-78.....12/10.....h	L	82- 85
3-3-78.....n/18....11/11...n2	L	69- 71
1-23-79.....a	L	73- 79
2-10-79.....h	W	75- 72
1-23-92.....18/17.....h	L	79- 83
2-15-92.....23/21.....a	L	67- 80
1-31-93.....18/17....19/20.....a	L	77- 96
3-4-93.....11/11.....h	L	82- 83
1-29-94.....21/19.....h	L	73- 74
3-2-94.....a	L	68- 71
1-29-95.....21/21.....a	W	81- 68
3-2-95.....h	W	69- 67
1-27-96.....h	W	79- 58
2-28-96.....18/20.....a	W	83- 68
1-15-97.....h	W	71- 58
2-9-97.....a	L	62- 64
1-18-98.....17/16.....h	L	67- 70
2-18-98.....a	W	72- 59
1-11-99.....h	L	56- 75
2-11-99 (2ot).....a	W	111-108
1-19-00.....h	W	65- 62
2-21-00.....a	L	54- 64
3-9-00.....n3	L	62- 63
1-27-01.....h	W	77- 68
2-28-01.....a	L	59- 69
1-30-02.....h	W	77- 46
3-2-02.....a	W	86- 78
1-14-03.....h	W	81- 74
2-15-03.....a	L	64- 71
2-3-04.....15/16.....a	L	65- 81
3-6-04.....19/22.....h	W	63- 60
2-2-05.....25/23.....h	W	64- 61
2-20-05.....a	W	76- 75
2-9-06.....a	L	79- 80
1-13-07.....h	W	88- 80
2-13-07.....a	W	63- 57
12-30-07.....h	L	64- 66
2-5-09.....a	L	58- 62
3-13-09.....22/22....n4	L	62- 64
12-20-09 (ot).....22/15.....h	L	59- 66
1-24-10.....19/18.....a	L	66- 68
2-10-11.....h	L	63- 72
2-1-12.....21/24.....a	L	54- 68
2-5-13.....h14	L	54- 56
3-2-14.....a	L	71- 81
2-14-15.....h14	L	53- 57
2-17-16.....a	W	86- 80

n1-Metro Tournament (Mid-South Coliseum, Memphis, Tenn.); n2-Metro Tournament (Riverfront Coliseum, Cincinnati, Ohio); n3-ACC Tournament (Charlotte [N.C.] Coliseum); n4-ACC Tournament (Georgia Dome, Atlanta, Ga.)

Fordham (3-1)

Home: 2-0, Away: 0-1, Neutral: 1-0

2-15-90.....13/11.....n1	W	83- 78
12-8-90.....20/20.....h	W	92- 72
12-29-11.....a	L	66- 72
12-29-12.....h14	W	73- 48

n1-Madison Square Garden (New York, N.Y.)

Fort Benning (5-0)

Home: 3-0, Away: 2-0, Neutral: 0-0

2-10-22.....a	W	24- 23
1-3-32.....a	W	42- 21
1-27-37.....h	W	70- 26
1-24-42.....h	W	53- 44
2-2-43.....h	W	65- 40

Fort McPherson (1-0)

Home: 0-0, Away: 1-0, Neutral: 0-0

1-13-25 (2ot).....a	W	28- 26
---------------------	---	--------

Francis Marion (2-0)

Home: 2-0, Away: 0-0, Neutral: 0-0

2-10-82.....h	W	79- 54
1-26-83.....h	W	88- 76

Franklin & Marshall (1-0)

Home: 0-0, Away: 1-0, Neutral: 0-0

1-4-30.....a	W	51- 36
--------------	---	--------

Furman (23-6)

Home: 14-2, Away: 9-4, Neutral: 0-0

1-21-21.....h4	W	44- 24
1-12-24.....a	L	37- 42
12-15-47.....h9	L	53- 54
1-13-48.....a	W	65- 64
12-18-48.....h9	W	64- 49
12-10-49.....h9	W	87- 56
12-9-50.....h	W	87- 50
1-31-53.....a	L	93-111
2-11-54.....h9	L	67-114
1-13-55.....a	L	95-111
1-18-56.....a	W	85- 75
12-6-56.....h	W	93- 74
1-2-58.....h	W	74- 64
12-13-58.....a	W	82- 77
12-3-59.....h	W	91- 63
12-3-60.....h	W	80- 54
12-29-61.....a1	W	72- 65
12-3-62 (ot).....a	W	80- 79
12-4-63.....h	W	92- 69
1-9-65.....a	W	96- 85
2-8-66.....h	W	110- 68
1-10-67 (ot).....a	L	68- 69
1-17-68.....h	W	68- 61
1-28-69.....a	W	72- 63
1-15-70.....h	W	88- 61
2-27-71.....a	W	81- 66
12-22-71.....h	W	108- 91
12-29-75.....a1	W	98- 81
12-19-94.....h	W	94- 73

a1-Poinsettia Tournament (Greenville, S.C.)

Gardner-Webb (1-0)

Home: 1-0, Away: 0-0, Neutral: 0-0

12-1-02.....h	W	75- 53
---------------	---	--------

George Mason (1-0)

Home: 0-0, Away: 0-0, Neutral: 1-0

11-20-09.....n1	W	70- 62
-----------------	---	--------

n1-O'Reilly Auto Parts Puerto Rico Tip-Off, San Juan, P.R.

George Washington (3-0)

Home: 1-0, Away: 1-0, Neutral: 1-0

1-2-88.....h	W	86- 57
12-3-88.....a	W	94- 64
3-18-05.....25/25....n1	W	80- 68

n1-NCAA Tournament first round (Gaylord Entertainment Center, Nashville, Tenn.)

Georgetown (2-4)

Home: 2-0, Away: 0-1, Neutral: 0-3

2-15-21.....a	L	14- 37
1-1-55.....n1	L	62- 68
12-21-63.....h	W	96- 71
3-23-85.....6/6....1/1....n2	L	54- 60
11-22-95.....25/20....4/4....n3	L	72- 94
3-16-98 (ot).....h	W	80- 79

n1-Queen City Tournament (Buffalo, N.Y.); n2-NCAA East Regional final (Providence [R.I.] Civic Center); n3-Preseason NIT semifinals (Madison Square Garden, New York, N.Y.); h-NIT second round

Georgia (105-87)

Home: 62-25, Away: 30-52, Neutral: 13-10

All Home Games: 62-25

At AMC: 31-9

At McCamish Pavilion: 2-0

All Other Home Courts: 29-16

In Athens: 30-52

At Stegeman Coliseum: 5-26

All Neutral Games: 13-10

At The Omni: 8-6

In Atlanta: 69-32

As SEC members: 55-29

As SIC members: 11-11

Under Whack Hyder: 38-21

Under Dwane Morrison: 6-10

Under Bobby Cremins: 10-10

Under Paul Hewitt: 4-7

Under Brian Gregory: 4-1

Vs Mark Fox: 4-3

Longest Winning Streak: 10 games (1958-61)

Longest Losing Streak: 7 games (1909-21, 1980-84)

Most Points Scored: 112 on 12-19-1990

Fewest Points Scored: 8 on 2-14-1914

Most Points Allowed: 105 on 12-19-1990

Fewest Points Allowed: 11 on 3-17-1906

Largest Margin of Victory: 38 on 12-5-2004

Largest Margin of Defeat: 69 on 1-22-1909

• Before last season's 75-61 loss in Athens, Georgia Tech had won four consecutive games over Georgia for the first time since winning 10 in a row over the Bulldogs, the longest for either team in the series, from December of 1958 to February of 1961.

• Tech snapped a 13-game losing streak in games played at Stegeman Coliseum with a 68-56 win over Georgia on Dec. 7, 2011. It was Tech's first win in Athens since Nov. 26, 1976, a stretch that spanned three Tech coaches - Dwane Morrison (0-for-his-last-4), Bobby Cremins (0-4) and Paul Hewitt (0-5).

• With Tech's 80-71 win in the Nov. 15, 2013 contest in Athens, the Yellow Jackets won back-to-back in Athens for the first time since winning three in a row from 1959-61.

• Brian Gregory was the first Tech coach to win his first four meetings against Georgia since Roy McArthur, who won his first four during the 1946-47 and 1947-48 seasons.

• Georgia Tech leads the overall series 105-87 and has played the Bulldogs more than any other opponent in its basketball history.

• The series has been played alternately on the respective schools' campuses since the 1995-96 season. Georgia holds an 11-10 lead over that period.

• In the 21 on-campus meetings since 1995, each team has won twice on the other's home court. Tech won two straight meetings in Athens in 2011 and 2013 to put the series back "on serve," while Georgia has won twice in Atlanta, both at Alexander Memorial Coliseum in 2000 and 2010.

• Before that December, 1995 meeting in Athens, the teams played 14 straight years at the Omni in downtown Atlanta, which was located on the site of the current Philips Arena. Tech went 8-6 against the Bulldogs in the facility, including eight of the last 10 before the neutral series ended. The teams have played on neutral sites other than the SEC or Southern Intercollegiate Championships only one other time, that coming at the 1960 Gator Bowl Tournament in Jacksonville, Fla.

• Tech is 4-3 against Georgia teams coached by Mark Fox, who won his first two encounters against the Jackets.

• Tech and Georgia were both charter members of the Southeastern Conference, and the Yellow Jackets went 55-29 against the Bulldogs in the SEC before leaving the conference after the 1963-64 season.

• Tech is 35-31 against Georgia since leaving the SEC.

All-Time Series Results

3-10-06.....a	W	27- 13
3-17-06 (ot).....h1	W	13- 11
1-22-09.....a	L	9- 78
1-29-09.....h2	L	13- 69
2-15-13.....a	L	12- 71
2-28-13.....h3	L	20- 35
2-14-14.....a	L	8- 58
2-26-14.....h3	L	24- 29
2-27-21.....n1	L	21- 26
2-28-23.....n1	W	27- 22
1-31-25.....h7	W	30- 25
2-21-25.....a	L	24- 34
1-8-26.....h7	W	35- 30
1-30-26.....a	L	29- 33
2-20-26.....h4	L	19- 34
1-15-27 (ot).....a	W	36- 35
1-29-27.....h4	W	33- 27
2-19-27.....a	W	36- 25
1-14-28.....h7	L	30- 33
1-28-28.....a	W	36- 35

2-18-28.....	h4	W	28- 26
1-26-29.....	h4	W	38- 37
2-25-29.....	a	L	25- 27
1-18-30.....	h7	L	23- 26
1-25-30.....	h4	L	23- 25
2-22-30.....	h4	L	31- 35
1-17-31.....	a	L	30- 39
1-31-31.....	h7	W	37- 19
2-14-31.....	a	L	15- 44
1-30-32.....	h4	W	30- 20
2-6-32.....	a	L	15- 25
2-20-32.....	h4	W	25- 22
1-14-33.....	a	L	25- 30
1-28-33.....	h4	W	26- 16
2-18-33.....	a	W	32- 30
1-13-34.....	a	W	33- 25
1-27-34.....	h4	L	33- 37
2-17-34.....	h4	L	27- 28
3-2-34.....	n2	L	19- 33
1-19-35.....	a	L	23- 33
2-2-35.....	h4	W	32- 27
2-23-35 (ot).....	a	W	49- 39
2-1-36.....	h8	W	29- 21
2-22-36.....	a	W	24- 22
1-30-37.....	a	W	34- 20
2-20-37.....	h8	W	42- 22
1-29-38.....	h8	W	51- 28
2-19-38.....	a	W	29- 27
1-28-39.....	a	L	26- 32
2-18-39.....	h9	L	29- 41
1-27-40.....	h9	L	31- 46
2-17-40.....	a	L	31- 40
2-7-41.....	a	L	26- 31
2-20-41.....	h9	W	52- 44
2-19-42.....	h9	W	49- 29
2-21-42.....	a	L	37- 38
2-18-43.....	a	W	58- 31
2-20-43.....	h9	W	39- 20
2-12-44.....	a	W	42- 39
2-19-44.....	h9	W	71- 44
2-9-45.....	h9	W	70- 38
2-24-45.....	a	W	69- 42
3-1-45.....	n3	W	68- 49
2-6-46.....	a	L	40- 50
2-15-46.....	h9	L	43- 46
2-28-46.....	n3	L	30- 36
2-4-47.....	a	W	51- 44
2-19-47.....	h9	W	70- 46
2-4-48.....	a	W	68- 58
2-12-48.....	a	W	73- 64
2-18-48.....	a	L	58- 65
3-5-48.....	n3	W	60- 57
1-26-49 (ot).....	h9	L	60- 74
2-2-49.....	a	W	56- 49
2-16-49.....	h9	W	60- 58
1-25-50.....	a	L	55- 67
2-1-50.....	h9	W	56- 51
2-15-50 (ot).....	a	L	72- 73
1-9-51.....	h9	W	56- 50
1-20-51.....	a	L	66- 77
2-7-51.....	h9	L	53- 54
2-6-52.....	a	L	64- 72
2-23-52.....	h9	W	79- 73
12-30-52.....	n4	W	71- 54
1-6-53.....	a	L	57- 70
2-4-53.....	h9	W	78- 73
12-28-53.....	n4	L	64- 66
2-17-54.....	a	L	61- 69
2-27-54.....	h9	W	80- 63
1-24-55.....	a	L	66- 70
2-17-55.....	h9	W	75- 54
2-26-55 (2ot).....	h9	L	66- 67
12-17-55.....	h9	W	75- 62
2-16-56 (ot).....	a	W	72- 68
2-25-56.....	a	W	81- 72
12-18-56.....	h	W	80- 58
2-14-57.....	a	W	67- 65
2-23-57.....	h	W	74- 60
12-19-57 (ot).....	h	L	68- 69
1-20-58.....	h	W	72- 59
2-22-58.....	a	L	59- 62
12-11-58.....	h	W	73- 66
1-7-59.....	a	W	66- 62
2-21-59.....	h	W	82- 62
12-31-59.....10/17.....	h	W	83- 65
1-13-60.....6/6.....	h	W	80- 64
2-20-60.....6/8.....	a	W	69- 68
12-1-60.....	h	W	74- 56
12-29-60.....	n4	W	54- 51
1-11-61 (ot).....	a	W	89- 80
2-25-61.....	h	W	83- 71
12-9-61.....	h	L	67- 70
1-11-62.....	h	W	68- 62
2-24-62.....	a	L	61- 62

SERIES HISTORY VS. ALL OPPONENTS

1-9-63.....	7/7.....	a	W	72- 70	
2-23-63 (ot).....	nr/10.....	h	W	66- 58	
12-2-63.....	h	W	73- 65	
1-21-64.....	h	W	71- 55	
2-22-64.....	a	L	68- 81	
12-19-64.....	a	L	66- 79	
2-9-65.....	h	W	73- 62	
2-20-65.....	a	L	66- 91	
12-9-65.....	h	L	65- 76	
1-19-66.....	h	W	89- 56	
2-26-66.....	a	L	61- 67	
12-7-66.....	a	L	87- 89	
1-21-67.....	h	W	79- 53	
2-15-67.....	a	W	87- 79	
12-7-67.....	h	W	86- 78	
2-15-68.....	a	L	76- 89	
12-5-68.....	a	L	74- 84	
2-13-69.....	h	W	73- 66	
12-3-69.....	h	W	92- 80	
2-4-70.....	a	L	69- 74	
12-4-71.....	a	W	97- 88	
2-3-71.....	h	W	90- 77	
2-2-72.....	h	W	82- 78	
3-7-72.....	a	L	78- 93	
1-31-73.....	a	L	78- 87	
3-6-73.....	h	W	77- 67	
1-16-74.....	h	L	66- 75	
3-7-74 (ot).....	a	W	97- 95	
11-29-75.....	a	L	67- 86	
3-5-75.....	h	L	73- 77	
11-28-75.....	h	W	59- 57	
1-6-76.....	a	L	63- 69	
11-26-76.....	a	W	64- 43	
1-27-77.....	h	L	51- 60	
11-25-77.....	h	W	75- 58	
1-11-78.....	a	L	64- 68	
12-1-78.....	h	W	75- 51	
2-13-79.....	a	L	55- 56	
12-15-79.....	a	L	59- 66	
2-18-80.....	h	W	40- 38	
12-6-80.....	h	L	38- 55	
12-30-80.....	a	L	51- 65	
12-4-81.....	a	L	61- 62	
12-28-81.....	n5	L	42- 53	
12-4-82.....	n5	L	67- 82	
12-2-83.....	13/na.....	n5	L	62- 64
12-11-84.....	12/14.....	n5	L	59- 60
12-7-85.....	5/4.....	n5	W	89- 65
12-3-86.....	15/nr.....	n5	W	72- 66
12-5-87.....	n5	W	78- 77
12-17-88.....	11/11.....	n5	L	69- 80
12-16-89.....	15/16.....	n5	W	92- 89
12-19-90 (3ot).....	17/13.....	n5	W	112-105
12-18-91.....	13/13.....	n5	L	65- 66
12-16-92.....	17/16.....	n5	W	75- 67
12-15-93.....	14/14.....	n5	W	72- 69
12-14-94.....	14/13.....	n5	W	86- 78
12-13-95.....	19/20.....	a	L	70- 94
12-3-96.....	h	W	62- 61
12-23-97.....	nr/23.....	a	L	71- 77
12-13-98 (ot).....	h	W	84- 79
12-8-99.....	a	L	68- 70
12-6-00.....	h	L	70- 75
12-9-01.....	a	L	82- 95
11-27-02.....	17/18.....	h	W	83- 77
1-3-04 (2ot).....	4/4.....	a	L	80- 83
12-5-04.....	4/4.....	h	W	87- 49
12-7-05.....	a	L	75- 91
12-22-06.....	h	W	78- 69
1-9-08.....	a	L	72- 79
1-6-09.....	h	W	67- 62
1-5-10.....	20/17.....	a	L	66- 73
12-7-10.....	h	L	72- 73
12-7-11.....	a	W	68- 56
12-4-12.....	h14.....	h	W	62- 54
11-15-13.....	a	W	80- 71
11-14-14.....	h14.....	h	W	80- 73
12-19-15.....	a	W	61- 75

h1-Peachtree Auditorium; h2-Cable Piano Company;
h3-Crystal Palace; h4-City Auditorium; h7-Temporary Gym;
h8-Naval Armory; h9-Heisman Gym; n1-SIC Tournament
(City Auditorium, Atlanta, Ga.); n2-SEC Tournament (City
Auditorium, Atlanta, Ga.); n3-SEC Tournament (Louisville,
Ky.); n4-Gator Bowl Tournament (Jacksonville, Fla.); n5-The
Omni, Atlanta, Ga.

Georgia Medical College (2-0)

Home: 1-0, Away: 1-0, Neutral: 0-0

1-15-44.....	h9	W	68- 28
2-6-44.....	a	W	68- 45

Georgia Pre-Flight (2-2)

Home: 2-0, Away: 0-2, Neutral: 0-0

1-21-44.....	h9	W	34- 18
1-28-44.....	a	L	34- 43
1-10-45.....	h9	W	41- 36
1-17-45.....	a	L	36- 52

Georgia Southern (3-2)

Home: 2-1, Away: 1-0, Neutral: 0-1

12-29-53.....	n1	L	80-101
12-1-58.....	h	L	64- 72
2-13-60.....	6/8.....	h	W 66- 53
2-13-82.....	a	W	55- 40
1-28-98.....	h	W	77- 45
Formerly Georgia Teachers College			
n1-Gator Bowl Tournament (Jacksonville, Fla.)			

Formerly Georgia Teachers College

n1-Gator Bowl Tournament (Jacksonville, Fla.)

Georgia State (17-2)

Home: 16-1, Away: 1-1, Neutral: 0-0

2-17-70.....	h	W	101- 62
3-10-73.....	a	L	73- 77
2-2-74.....	h	W	73- 61
12-13-74.....	h	W	80- 74
1-21-76.....	h	L	62- 69
1-10-77.....	h	W	74- 54
12-3-77.....	h	W	82- 55
2-27-82.....	h	W	74- 73
1-19-83.....	h	W	64- 60
2-3-87.....	h	W	98- 74
1-12-88.....	h	W	111- 82
1-10-89.....	19/16.....	h	W	121- 86
11-24-89.....	21/19.....	h	W	108- 83
12-14-91.....	13/13.....	h	W	90- 72
12-12-92.....	13/15.....	h	W	102- 79
12-4-93.....	16/17.....	h	W	95- 65
11-16-06.....	23/21.....	h	W	103- 74
12-5-07.....	a	W	72- 67
12-17-08.....	h	W	84- 64

Gonzaga (0-1)

Home: 0-0, Away: 0-0, Neutral: 0-1

12-18-04.....	3/3.....	22/n.....	n1	L	73- 85
---------------	-------	----------	-----------	----	---	--------

n1-Las Vegas Showdown (Thomas & Mack Center, Las Vegas, Nev.)

Grambling State (1-0)

Home: 0-0, Away: 0-0, Neutral: 1-0

11-24-99.....	n1	W	100- 88
---------------	-------	----	---	---------

n1-Great Alaska Shootout (Sullivan Arena, Anchorage, Alaska)

Grayson Athletic Club (1-0)

Home: 1-0, Away: 0-0, Neutral: 0-0

1-27-32.....	h4	W	52- 27
--------------	-------	----	---	--------

Green Bay (1-0)

Home: 1-0, Away: 0-0, Neutral: 0-0

11-19-15.....	h14	W	107- 77
---------------	-------	-----	---	---------

Hamline (0-1)

Home: 0-0, Away: 0-0, Neutral: 0-1

12-31-47.....	n1	L	35- 52
---------------	-------	----	---	--------

n1-All-College Tournament (Oklahoma City, Okla.)

Harvard (1-0)

Home: 1-0, Away: 0-0, Neutral: 0-0

12-28-00.....	h	W	90- 59
---------------	-------	---	---	--------

University of Havana (1-1)

Home: 0-0, Away: 1-1, Neutral: 0-0

12-30-25 (exh).....	a	W	18- 5
1-2-26 (exh).....	a	L	10- 16

Havana Yacht Club (1-1)

Home: 0-0, Away: 1-1, Neutral: 0-0

12-29-25 (exh).....	a	L	28- 29
12-31-25 (exh-ot).....	a	W	31- 25

Hawai'i (2-2)

Home: 2-0, Away: 0-2, Neutral: 0-0

1-25-69.....	h	W	85- 59
2-19-71.....	a	L	61- 63
2-20-71.....	a	L	62- 91
1-6-73 (ot).....	h	W	85- 82

Hofstra (2-1)

Home: 1-0, Away: 0-0, Neutral: 1-1

12-26-96.....	n1	W	58- 47
12-26-98.....	n1	L	42- 61
11-20-03.....	*h	W	75- 56

n1-ECAC Holiday Festival (Madison Square Garden, New York, N.Y.); *h-Preseason NIT second round

Houston (2-0)

Home: 0-0, Away: 0-0, Neutral: 2-0

12-28-88.....	17/17.....	n1	W	87- 78
3-19-92.....	n2	W	65- 60
3-16-16.....	h14*	W	81- 62

n1-Rainbow Classic (Blaisdell Center, Honolulu, Hawaii);

n2-NCAA Midwest Regional first round (Bradley Center, Milwaukee, Wis.); *National Invitation Tournament

Howard (3-0)

Home: 2-0, Away: 1-0, Neutral: 0-0

12-4-48.....	a	W	62- 42
1-3-57.....	h	W	95- 54
1-2-91..... 24/nr.....	h	W	84- 77

Idaho State (3-1)

Home: 0-0, Away: 0-0, Neutral: 3-1

12-28-54 (ot)	n1	W	72- 69
12-28-56.....20/nr.....	n2	W	75- 72
12-10-76.....	n3	L	72- 88
12-18-00.....	n4	W	78- 56

n1-Queen City Tournament (Buffalo, N.Y.); n2-All-College

Tournament (Oklahoma City, Okla.); n3-Marshall Invitational

(Huntington, W.Va.); n4-Stanford Invitational (Stanford, Calif.)

Illinois (2-7)

Home: 1-1, Away: 0-2, Neutral: 1-4

12-30-66.....	n1	L	71- 83	
12-28-67.....	n2	L	54- 65	
3-21-85.....	6/6.....12/10.....	n3	W	61- 53
3-1-86.....	4/3.....	h10	L	57- 59
12-29-88.....	17/17.....4/4.....	n4	L	75- 80
1-22-89 (2ot).....	nr/20.....	a	L	92-102
11-23-01.....	3/2.....	n5	L	66-105
11-28-12.....	a	L	62- 75
12-3-13.....	h14	W	67- 64

n1 Brian Classic (Bayou Pauline) Les Angales Calif.

n1-Bruin Classic (Pauley Pavilion, Los Angeles, Calif.);

n2-Chicago Classic, Chicago, Ill.; n3-NCAA East Regional

semifinal (Providence [R.I.] Civic Center); n4-Rainbow Classic

(Blaisdell Center, Honolulu, Hawaii); n5-Las Vegas Invitational

(Valley High School, Las Vegas, Nev.)

Illinois-Chicago (1-2)

Home: 0-2, Away: 1-0, Neutral: 0-0

11-22-04.....	3/3.....	a	W	60- 59
11-25-05.....	h	L	51- 73
12-14-08.....	h	L	60- 66

Indiana (0-2)

Home: 0-0, Away: 0-1, Neutral: 0-1

12-29-69.....	n1	L	65- 87
11-27-07.....	a1	L	79- 83

a1-ACC/Big Ten Challenge; n1-Bruin Classic (Pauley Pavilion,

Los Angeles, Calif.)

Indiana U. of Pennsylvania (1-0)

Home: 1-0, Away: 0-0, Neutral: 0-0

11-8-09 (ot) (exh).....	h	W	84- 76
-------------------------	-------	---	---	--------

IUPUI (0-1)

Home: 0-1, Away: 0-0, Neutral: 0-0

12-29-01.....	h	L	92- 98
---------------	-------	---	---	--------

(Indiana University-Purdue University-Indianapolis)

176th Infantry (0-2)

Home: 0-1, Away: 0-1, Neutral: 0-0

2-11-44.....	h9	L	52- 55
2-18-44.....	a	L	42- 64

Iona (2-1)

SERIES HISTORY VS. ALL OPPONENTS

Kentucky (15-56)

Home: 10-19, Away: 4-31, Neutral: 1-6

2-23-24a1	L	27- 33
2-6-25h7	L	16- 18
1-16-26a2	L	24- 25
1-22-27h7	W	48- 16
2-11-28a2	W	35- 31
1-16-29h7	W	33- 19
2-8-30a2	L	19- 39
2-7-31a2	L	34- 38
2-17-31h7	L	16- 35
2-11-33a2	L	22- 45
2-10-34a2	L	25- 49
2-9-35a2	L	30- 57
3-2-37n1	L	30- 40
2-19-40h9	W	44- 39
1-20-41h9	L	37- 47
2-17-41a2	L	41- 60
1-20-42h9	L	53- 63
2-16-42a2	L	51- 57
1-19-43h9	L	36- 38
2-15-43a2	L	31- 58
1-22-45h9	L	58- 64
2-3-45a2	L	32- 51
1-21-46a2	L	43- 68
1-28-46h9	L	26- 54
1-20-47h9	L	47- 70
2-22-47a2	L	46- 83
3-1-47n2	L	53- 75
1-19-48h9	L	56- 71
2-21-48a2	L	54- 78
3-6-48n2	L	43- 54
1-17-49h9	L	45- 56
2-19-49a2	L	32- 78
1-16-502/na	h9	L 47- 61
2-18-505/na	a2	L 62- 97
1-22-512/2	h9	L 61- 82
2-9-511/1	a3	L 42- 75
3-2-511/1	n2	L 56- 82
1-21-523/3	h9	L 51- 96
2-9-521/1	a3	L 42- 93
2-28-521/1	n2	L 59- 80
1-9-541/1	a3	L 53- 105
2-2-541/1	n3	L 48- 99
1-8-551/1	a3	W 59- 58
1-31-551/1	h9	W 65- 59
1-7-566/6	a3	L 51- 104
1-30-563/4	h9	L 62- 84
1-5-573/3	a3	L 72- 95
1-28-575/3	h9	L 65- 76
1-4-5810/15	a3	L 60- 76
1-27-589/12	h9	W 71- 52
1-3-591/1	a3	L 62- 72
1-26-591/1	h9	L 70- 94
1-2-6010/17	13/14	a3 W 62- 54
1-25-606/6	16/15	h9 W 65- 44
1-7-61a3	h9	L 79- 89
1-30-61h9	W	62- 60
1-6-623/5	a3	L 70- 89
1-29-622/3	h9	L 62- 71
1-5-63 (2ot)n/13	6/7	a3 W 86- 85
1-28-636/6	h9	W 66- 62
1-4-641/1	h9	W 76- 67
1-25-645/4	a3	L 62- 79
12-19-7520/nr	a3	L 64- 66
12-21-9113/13	8/9	n4 W 81- 80
12-5-9213/15	5/5	a4 L 87- 96
12-9-9516/15	5/5	a4 L 60- 83
12-21-963/3	h11	L 59- 88
12-13-9724/23	4/5	a4 L 71- 85
12-19-983/4	h11	L 39- 80
1-5-0024/24	a4	L 71- 80
12-9-00h12	W	86- 84

a-Rupp Arena; a1-Buell Armony; a2-Alumni Gym;
a3-Memorial Coliseum; a4-Freedom Hall, Louisville, Ky;
n1-SEC Tournament (Knoxville, Tenn.); n2-SEC Tournament
(Louisville, Ky.); n3-Louisville, Ky.; n4-Kuppenheimer Classic
(The Omni, Atlanta, Ga.); h11-Delta Classic (Georgia Dome,
Atlanta, Ga.); h12-Delta Classic (Philips Arena, Atlanta, Ga.)

Knights of Columbus (0-1)

Home: 0-0, Away: 0-1, Neutral: 0-0

12-30-30a	L	24- 29
----------	--------	---	--------

Lafayette (3-0)

Home: 3-0, Away: 0-0, Neutral: 0-0

12-10-94h	W	112- 84
1-2-00h	W	75- 64
12-28-049/9	h	W 92- 58

LaGrange YMCA (1-0)

Home: 0-0, Away: 1-0, Neutral: 0-0

12-23-28a	W	33- 31
----------	--------	---	--------

LaSalle (1-1)

Home: 0-0, Away: 0-1, Neutral: 1-0

12-22-48a	L	59- 67
3-20-71n1	W	70- 67

n1-NIT first round (Madison Square Garden, New York, N.Y.)

LeMoyne (2-0)

Home: 2-0, Away: 0-0, Neutral: 0-0

11-14-04 (exh)h	W	103- 66
11-7-08 (exh)h	W	85- 54

Lithuanian National Team (1-0)

Home: 1-0, Away: 0-0, Neutral: 0-0

11-22-93 (exh)h	W	88- 68
----------------	--------	---	--------

Long Island (0-1)

Home: 0-0, Away: 0-0, Neutral: 0-1

2-20-48n1	L	60- 74
---------	---------	---	--------

n1-Madison Square Garden, New York, N.Y.

Loraine Lions Club (1-0)

Home: 0-0, Away: 1-0, Neutral: 0-0

12-25-26a	W	26- 25
----------	--------	---	--------

Louisiana-Lafayette (1-0)

Home: 1-0, Away: 0-0, Neutral: 0-0

11-18-03h	W	79- 45
----------	--------	---	--------

h-Preseason NIT first round

Louisiana State (14-21)

Home: 7-5, Away: 6-11, Neutral: 1-5

2-10-27a	L	27- 29
2-26-32n1	L	33- 36
2-14-38a	L	35- 47
2-9-39h9	W	37- 35
2-2-40a	W	34- 33
2-10-41a	L	41- 43
2-6-42a	L	41- 54
2-5-43h9	W	45- 44
1-10-48a	W	52- 40
1-26-48h	L	46- 54
1-8-49a	L	59- 65
2-7-49h9	L	63- 72
3-3-49n2	L	53- 55
1-6-50a	L	52- 63
2-6-50h9	W	85- 58
1-5-51a	L	49- 68
2-4-52h9	L	51- 73
2-21-53a	L	52- 76
2-13-5417/12	h9	L 54- 89
2-12-55 (ot)a	W	79- 72
2-13-56h9	W	97- 74
2-11-57a	W	87- 60
2-10-5819/nr	a	W 88- 61
2-9-59a	W	64- 63
2-8-606/6	h	W 76- 56
2-11-61a	L	50- 63
2-10-62h	L	51- 52
2-9-636/6	a	L 54- 56
2-7-64h	W	51- 49
3-20-866/6	n3	L 64- 70
12-14-8615/nr	a	L 49- 52
3-13-87n4	L	79- 85
12-16-87h10	W	87- 70
3-17-909/7	19/nr	n5 W 94- 91
11-20-11n6	L	50- 59

n1-SEC Tournament (City Auditorium, Atlanta, Ga.); n2-SEC
Tournament (Louisville, Ky.); n3-NCAA Southeast Regional
semifinal (The Omni, Atlanta, Ga.); n4-NCAA Midwest
Regional first round (Rosemont Horizon, Chicago, Ill.); n5-
NCAA Southeast Regional second round (Thompson-Boling
Arena, Knoxville, Tenn.); n6-Charleston Classic (TD Arena,
Charleston, S.C.)

Louisville (13-18)

Home: 7-5, Away: 4-10, Neutral: 2-3

All Home Games:	7-5
At McCamish Pavilion:	0-2
At AMC:	4-2
In Atlanta:	7-5
All Road Games:	4-9
At KFC Yum! Center:	0-1
At Freedom Hall:	3-8
At Louisville Convention Center:	1-1
As ACC members:	0-3
In the ACC Tournament:	0-0
As Metro Conference members:	2-2
All Neutral Games:	2-3
Under Roy McArthur:	0-1
Under Whack Hyder:	3-6
Under Dwane Morrison:	2-2
Under Bobby Cremins:	8-5
Under Paul Hewitt:	0-1
Under Brian Gregory:	0-3
Vs Rick Pitino:	0-4 at Louisville (1-7 overall)
Vs Denny Crum:	10-7
Longest Winning Streak:	4 games (1990-92)
Longest Losing Streak:	3 games (1963-64, 2014-present)
Most Points Scored:	94 on 2-10-1990 and 12-20-1997
Fewest Points Scored:	48 on 12-27-1965
Most Points Allowed:	91 on 2-25-1977
Fewest Points Allowed:	50 on 2-17-1962
Largest Margin of Victory:	13 on 2-24-1991
Largest Margin of Defeat:	22 on 12-18-1950 and 3-20-2005

• Of the four most recent newcomers of the expanded ACC, Tech has the longest history with Louisville. In fact, the 29 meetings are the third-most for the Yellow Jackets against any opponent not in the ACC or SEC.

• Louisville won the first meeting with Tech as an ACC member, 52-51, last Feb. 23 at McCamish Pavilion.

• Tech went 3-6 against the Cardinals with Whack Hyder as its head coach, all of those games between 1958 and 1965.

• After a 12-year hiatus, Tech was 2-2 vs. Louisville when both teams were members of the Metro Conference in the late 1970s. Dwane Morrison was the Yellow Jackets' head coach for all those games, and Denny Crum was on the Cardinals' bench.

• After another long break, the teams met 13 times between 1988 and 1999, with Bobby Cremins and Crum on the opposing benches in all those games. The Yellow Jackets went 8-5 against the Cardinals during this time. Three of the meetings took place at Alexander Memorial Coliseum, and six at Freedom Hall.

• The other four were played at the Georgia Dome, and Tech won three of those, including the first-ever college basketball game played in the facility, and before the largest crowd ever to witness a college game in the state of Georgia at the time (28,885). That game will be forever remembered in Tech lore after the James Forrest launched a half-court heave that dropped through the net at the buzzer for an 87-85 Yellow Jacket victory.

• The teams have met seven times when both were ranked among the nation's top 25 teams, and Tech has won four of those meetings.

• Tech coach Brian Gregory is 2-1 as a head coach vs. Louisville, all three games vs. the Cardinals' head coach Rick Pitino, including a 68-64 neutral court win during the 2006-07 season and a 70-65 win at Freedom Hall in 2007-08.

• Tech faced Pitino as the Louisville head coach prior to the Cardinals' entry into the ACC, a 76-54 UofL win in the second round of the 2005 NCAA Tournament in Nashville, Tenn. The Yellow Jackets were 1-4 against Kentucky teams coached by Pitino, including an 81-80 victory over the Wildcats at Philips Arena on Dec. 21, 1991 (Pitino was ejected from that game after drawing two technical fouls).

All-Time Series Results

12-18-50a	L	57- 79
12-6-58a	L	57- 71
12-5-59h	W	68- 56
12-12-60a1	L	65- 74
2-17-62h	W	59- 50
2-16-6310/9	h	L 73- 78
1-18-64a2	L	59- 68
12-29-64n1	L	71- 77
1-16-65a2	W	66- 63
12-27-65n2	L	48- 54
2-25-7710/10	a	L 80- 91
3-4-7710/9	n3	W 56- 55
1-14-789/8	a	L 84- 90
2-14-78h	W	69- 59
1-6-88a	W	62- 61
1-15-8919/16	9/9	h L 65- 67
2-10-9016/15	15/14	a W 94- 84
2-24-91h	W	82- 69

1-25-92.....	18/17	20/21a	W	73- 65
12-19-92.....	17/16	21/22	h11	W	87- 85
1-15-94.....	17/18	15/15a	L	68- 88
12-17-94.....	14/13h11	L	72- 77	
12-16-95.....	19/20	20/19	h11	W	88- 77
1-11-97.....	14/16a	L	56- 60	
11-29-97.....	19/19n5	W	73- 69	
12-20-97.....	h11	W	94- 86		
2-14-99.....	a	L	58- 78		
3-20-05.....	25/25	4/4n6	L	54- 76
2-23-15.....	17/15h14	L	51- 52	
1-23-16.....	17/16h14	L	71- 75	
3-1-16.....	11/xa	L	53- 56	

h11-Holiday Classic (Georgia Dome, Atlanta, Ga.);
a1-Bluegrass Invitational (Freedom Hall, Louisville, Ky.);
a2-Louisville Convention Center; n1-Sugar Bowl Tournament
(New Orleans, La.); n2-Hurricane Classic (Miami, Fla.); n3-
Metro Tournament (Mid-South Coliseum, Memphis, Tenn.);
n5-Puerto Rico Shootout (Eugenio Guerra Sports Complex,
Bayamon, P.R.); n6-NCAA Tournament second round
(Gaylord Entertainment Center, Nashville, Tenn.)

Loyola-Chicago (0-1)

Home: 0-0, Away: 0-1, Neutral: 0-0

12-30-67a	L	71- 96
----------	--------	---	--------

Loyola Marymount (1-0)

Home: 0-0, Away: 0-0, Neutral: 1-0

12-22-90n1	W	135- 94
----------	---------	---	---------

n1-Kuppenheimer Classic (The Omni, Atlanta, Ga.)

Macon YMCA (3-1)

Home: 1-0, Away: 2-1, Neutral: 0-0

1-17-20h4	W	28- 23
2-14-20a	L	4- 64
1-21-22a	W	29- 14
12-29-23a	W	31- 28

Maine (1-0)

Home: 1-0, Away: 0-0, Neutral: 0-0

1-4-71h	W	99- 52
--------	--------	---	--------

Manhattan (1-1)

Home: 1-0, Away: 0-1, Neutral: 0-0

1-1-31 (ot)a	L	26- 32
11-15-95h11	W	87- 67

h11-Preseason NIT first round (Georgia Dome, Atlanta, Ga.)

Marathon Oil (2-2)

Home: 2-2, Away: 0-0, Neutral: 0-0

11-21-83 (exh)h	W	91- 88
11-17-84 (exh-ot)h	W	104- 89
11-2-95 (exh-ot)h10	L	88- 91
11-5-96 (exh)h10	L	62- 91

SERIES HISTORY VS. ALL OPPONENTS

Maryland (36-40)

Home: 20-11, Away: 11-25, Neutral: 5-4

12-29-72	2/4	a	L	55- 90	
12-27-74	5/7	a	L	67-103	
12-10-75	2/3	a	L	65- 93	
12-29-77	14/14	a	L	63- 65	
12-19-79		a	L	60- 70	
1-3-80		h	L	74- 83	
2-28-80	7/7	n1	L	49- 51	
12-23-80	9/9	h	L	55- 66	
1-31-81	14/13	a	L	64- 72	
12-23-81		a	W	45- 43	
1-30-82		h	W	64- 63	
2-5-83		a	L	68- 77	
2-23-83		h	W	70- 60	
3-11-83		n2	W	64- 58	
2-4-84 (2ot)	18/nr	10/9	h	W	71- 70
2-23-84		a	L	74- 79	
12-28-84	10/13	nr/20	n3	W	70- 69
2-2-85	8/9	17/17	a	W	72- 60
2-19-85	8/9	nr/29	h	W	48- 43
1-11-86	5/5		h	W	68- 67
2-22-86	5/5		a	W	77- 70
3-8-86	6/6		n1	W	64- 62
2-1-87			h	W	76- 72
2-10-87			a	W	78- 74
2-8-88			a	W	96- 83
2-17-88			h	W	104- 82
3-11-88	18/18		n1	L	67- 84
2-4-89			h	W	87- 74
2-14-89			a	W	67- 66
2-3-90	17/15		a	W	90- 84
2-13-90	13/11		h	W	80- 78
2-1-91	23/22		h	W	80- 65
2-13-91			a	L	93- 96
1-5-92	15/11		h	W	92- 67
2-9-92	20/18		a	W	67- 65
1-5-93	10/11		a	W	85- 75
2-7-93	22/22		h	W	93- 79
1-4-94	12/13		h	L	88- 91
2-5-94	21/21		a	W	83- 71
1-4-95	24/20	7/11	a	L	67- 80
2-4-95	21/20	5/8	h	W	100- 91
1-3-96			h10	W	98- 84
2-3-96	25/nr		a	L	74- 88
3-9-96	18/18		n1	W	84- 79
12-12-96			a	L	63- 77
2-19-97	14/13		h	L	68- 76
1-21-98			h	L	67- 70
2-21-98			h	L	69- 81
3-6-98	21/24		n1	L	65- 83
1-19-99	4/4		a	L	62- 77
2-21-99	5/5		h	L	60- 91
1-15-00	18/16		h	W	69- 68
2-16-00	22/22		a	L	70- 92
1-6-01	17/17		a	L	80- 93
2-6-01	13/13		h	W	72- 62
1-13-02	4/4		h	L	87- 92
2-13-02	3/3		a	L	65- 85
12-29-02	23/22		a	L	77- 84
2-9-03	8/8		h	W	90- 84
1-17-04	12/14		h	W	91- 71
2-19-04	18/16		a	W	75- 64
1-30-05	22/21		a	L	71- 79
2-18-06 (ot)	18/19		h	L	74- 86
3-9-06			n1	L	62- 84
1-24-07			a	L	65- 80
2-2-08			h	L	86- 88
1-10-09			a	L	61- 68
2-8-09			h	L	56- 57
2-20-10			a	L	74- 76
3-12-10	19/19		n1	W	69- 64
1-30-11			h	L	63- 74
1-15-12			a	L	50- 61
2-25-12			h12	W	63- 61
2-27-13			h14	W	78- 68
1-4-14			a	L	61- 77

n1-ACC Tournament (Greensboro [N.C.] Coliseum); n2-ACC Tournament (The Omni, Atlanta, Ga.); n3-Rainbow Classic (Blaisdell Arena, Honolulu, Hawaii); h10-The Omni, Atlanta, Ga.

Maryland-Eastern Shore (2-0)

Home: 2-0, Away: 0-0, Neutral: 0-0

2-20-84		h	W	70- 61
1-3-85	8/7	h	W	93- 40

Massachusetts (0-1)

Home: 0-0, Away: 0-0, Neutral: 0-1

12-22-95	21/18	2/2	n1	L	67- 75
----------	-------	-----	----	---	--------

n1-Jimmy V Classic (Brendan Byrne Arena, East Rutherford, N.J.)

Mayport Naval Base (2-0)

Home: 1-0, Away: 1-0, Neutral: 0-0

1-26-44		h9	W	58- 44
2-21-44		a	W	57- 53

Memphis (4-3)

Home: 2-1, Away: 1-1, Neutral: 1-1

1-17-77.....	18/nr.....	h	W	89- 82
1-24-78.....	h	L	62- 65
2-18-78.....	a	L	59- 61
1-16-79 (2ot).....	a	W	89- 84
2-22-79.....	h	W	79- 63
3-27-92 (ot).....	n1	L	79- 83
11-21-06.....	19/19.....12/11.....	n2	W	92- 85

Formerly Memphis State
n1-NCAA Midwest Regional semifinal (Kemper Arena, Kansas City, Mo.); n2-EA Sports Maui Invitational (Lahaina Civic Center, Lahaina, Maui, Hawaii)

Mercer (28-17)

Home: 17-8, Away: 10-7, Neutral: 1-2

1-8-09		h2	W	28- 7
1-15-09		a	L	13- 26
2-21-13		h3	L	25- 31
2-25-13		a	W	23- 19
2-7-14		a	W	30- 20
2-13-14		h3	W	31- 22
1-16-20		h5	W	30- 26
2-13-20		a	W	21- 16
1-8-21		h4	L	19- 20
1-29-21		a	L	18- 41
1-7-22		a	L	26- 28
1-20-22		h4	W	44- 35
2-26-22		n1	L	14- 29
1-6-23		a	W	20- 30
1-20-23		h4	W	33- 32
3-2-23		n1	L	26- 30
1-18-24		h4	L	26- 30
1-19-24		a	L	20- 36
1-16-25		h7	L	18- 23
2-13-25		a	L	21- 28
1-23-32		a	L	39- 40
2-13-32		h4	L	33- 42
1-21-33		h4	W	47- 18
2-20-35		a	W	42- 28
1-8-36		a	W	59- 42
1-15-36		h8	W	46- 20
1-9-37		h8	W	53- 36
1-17-38		a	W	46- 37
1-19-38		h8	W	53- 23
1-11-39		h9	L	28- 30
1-8-44		h9	W	48- 31
2-5-44		a	W	67- 34
1-30-67		h	W	91- 57
1-18-69		a	W	67- 59
1-28-74		h	L	85-102
1-4-75		a	W	70- 68
1-31-75		h	W	91- 80
3-15-85	6/6	n1	W	65- 58
12-28-91	13/13	h	W	97- 67
12-11-93	17/17	h	W	86- 69
11-19-99		h	W	91- 79
11-22-08 (ot)		a	W	82- 76
11-27-09	v25	h	W	85- 74
12-31-10		h	W	87- 78
12-22-11		h13	L	59- 66

n1-NCAA East Regional first round (The Omni, Atlanta, Ga.)

Mexico City YMCA (1-0)

Home: 1-0, Away: 0-0, Neutral: 0-0

2-9-33		h4	W	41- 21
--------	--	----	---	--------

Miami (8-12)

Home: 4-6, Away: 4-5, Neutral: 0-1

All Home Games:	4-6
At McCamish Pavilion:	0-3
At AMC:	4-2
At Philips Arena:	0-2
In Atlanta:	4-7
All Road Games:	4-5
At BankUnited Center:	3-4
As ACC members:	6-12
In the ACC Tournament:	0-1
All Neutral Games:	0-0
Under Whack Hyder:	1-1
Under Bobby Cremins:	1-0
Under Paul Hewitt:	4-6
Under Brian Gregory:	2-5
Vs. Jim Larranaga:	2-5
Longest Winning Streak:	4 games (1967-2005)
Longest Losing Streak:	4 games (2006-08)
Most Points Scored:	90 on 2-27-1967
Fewest Points Scored:	36 on 3-8-2012
Most Points Allowed:	90 on 12-3-2006
Fewest Points Allowed:	54 on 3-8-2012
Largest Margin of Victory:	20 on 1-28-2015
Largest Margin of Defeat:	22 on 1-3-1953

• After winning the first two meetings with Miami after the Hurricanes became members of the ACC, Georgia Tech has dropped eight of the last 12, but pulled a surprise 70-50 thrumping of the 23rd-ranked Hurricanes during the 2014-15 season in Coral Gables.

• Miami has an 12-8 lead in the all-time series which dates back to 1953, and is 12-6 against the Yellow Jackets since joining the ACC.

• Tech's only other win in the last six meetings also took place in Coral Gables, a 71-69 victory over 6th-ranked Miami on March 6, 2013. It was Tech's first win at the BankUnited Center since Feb. 26, 2005. It also was Tech's first win over a top-10 team on the road since the 2003-04 season.

• Miami has won the last four meetings in Atlanta and is 2-0 at McCamish Pavilion. Miami won the only regular-season meeting between the two teams in 2011-12, as well as their ACC Tournament meeting, both games at Philips Arena. Tech failed to score 50 points in any of those meetings.

• Miami was the opponent for Tech in its last game at Alexander Memorial Coliseum, a game the Yellow Jackets won 66-57 to close out the 2010-11 regular season, and that remains Tech's last victory in the series. Tech won four of six games against the Hurricanes in the building.

• Eleven of the 19 meetings have been decided by 10 points or less.

• The last meeting between the two schools prior to Miami's joining the ACC occurred in December of 1997 as part of the Orange Bowl Classic doubleheader at Miami Arena, the Hurricanes' home court until the team moved into the on-campus Convocation Center last year. The Yellow Jackets, led that year by senior forward Matt Harpring, won that game, 69-61.

• Tech played Miami twice under former head coach Whack Hyder, losing the first-ever meeting in the series by 22 points in 1953, then taking a six-point homecourt victory in 1967. That was the only pre-ACC visit by the Hurricanes to Alexander Memorial Coliseum, and the 90-84 Tech win has been the highest scoring game in the brief series.

All-Time Series Results

1-3-53		a	L	60- 82
2-27-67		h	W	90- 84
12-27-97		a1	W	69- 61
1-6-05	9/10	h	W	80- 69
2-26-05		a	W	76- 72
2-4-06		h	L	53- 70
12-3-06	21/23	a	L	82- 90
1-12-08	25/v	a	L	68- 78
2-17-08		h	L	63- 64
3-4-09		h	W	78- 68
2-10-10	20/20	a	L	62- 64
2-3-11		a	L	57- 59
3-6-11		h	W	66- 57
1-24-12		h12	L	49- 64
3-8-12		n1	L	36- 54
1-5-13		h14	L	49- 62
3-6-13	6/7	a	W	71- 69
1-18-14		h14	L	42- 56
1-28-15	23/23	a	W	70- 50
2-7-16	17/15	h14	L	68- 75

a1-Orange Bowl Classic (Miami Arena); n1-ACC Tournament, Philips Arena, Atlanta, Ga.

Michigan (4-3)

Home: 1-1, Away: 0-0, Neutral: 3-2

12-28-66.....	n1	W	101- 70
3-24-71.....	n2	W	78- 70
11-30-85.....	2/2.....3/3	n3	L 44- 49
11-26-93.....	13/15.....5/5	n3	L 70- 80
11-24-95.....	25/20.....17/16	n4	W 77- 61
12-1-99.....	h12	L	77- 80
11-30-04.....	4/4.....h1	W	99- 68

h1-ACC-Big Ten Challenge (AMC); n1-Bruin Classic (Pauley Pavilion, Los Angeles, Calif.); n2-NIT quarterfinals (Madison Square Garden, New York, N.Y.); n3-Hall of Fame-Tipoff Classic (Springfield [Mass.] Civic Center); n4-Preseason NIT third place game (Madison Square Garden, New York, N.Y.); *h12-ACC-Big Ten Challenge (Philips Arena, Atlanta, Ga.)

Michigan State (2-2)

Home: 0-0, Away: 1-2, Neutral: 1-0

1-4-47.....	a	L	52- 62
12-22-49.....	a	W	68- 60
3-23-90 (ot).....9/7 ...4/4	n1	W	81- 80
11-30-05.....	a1	L	86- 88

a1-ACC-Big Ten Challenge; n1-NCAA Southeast Regional semifinal (Louisiana Superdome, New Orleans, La.)

Minnesota (1-2)

Home: 0-0, Away: 0-2, Neutral: 1-0

12-30-78.....	a1	L	56- 57
3-25-90.....	9/720/nr.....	n2	W 93- 91
12-4-02.....	20/17.....	a2	L 63- 64

a1-Pillsbury Holiday Classic (Minneapolis, Minn.); n2-NCAA Southeast Regional final (Louisiana Superdome, New Orleans, La.); a2-ACC-Big Ten Challenge (Minneapolis, Minn.)

Mississippi (11-9)

Home: 6-3, Away: 4-3, Neutral: 1-3

2-27-26		n1	L	24- 36
3-7-38		n2	W	58- 47
3-3-39		n3	L	38- 42
1-20-40		h9	W	50- 39
1-14-41		h9	W	60- 47
1-27-51		a	W	73- 59
1-14-52		h9	L	64- 94
2-7-53		a	L	63- 78
1-16-54		h9	L	71- 80
1-15-55		a	L	66- 81
1-16-56		h9	W	79- 58
1-14-57		a	W	82- 78
1-13-58		h	W	76- 67
1-12-59		a	W	89- 70
1-11-60	6/8	h	W	91- 66
1-14-61		a	L	67- 69
1-13-62		h	L	55- 60
1-12-63 (ot)		a	W	73- 71
1-11-64		h	W	69- 54
11-2930-13		n4	L	67- 77

SERIES HISTORY VS. ALL OPPONENTS

Mississippi State (16-13)

Home: 6-5, Away: 5-6, Neutral: 5-2

2-24-22.....n1	W	34- 30
2-19-23.....a	L	31- 45
3-1-23.....n1	L	17- 25
2-2-24.....h4	L	36- 40
2-16-24.....a	L	28- 53
2-6-26.....h7	L	20- 31
2-25-27.....n1	W	40- 24
3-1-37.....n2	W	43- 30
2-26-43.....n2	L	41- 48
3-2-45.....n3	W	60- 43
2-28-47.....n3	W	65- 52
1-26-51.....a	W	55- 46
1-30-52.....h9	W	66- 64
2-9-53.....a	L	62- 66
1-14-54.....h9	L	74- 75
1-17-55.....a	W	90- 71
1-14-56.....h9	W	87- 59
1-12-57.....a	W	80- 77
1-11-58.....h	W	78- 61
1-10-59.....a	L	67- 75
1-9-60.....6/8	h	W 82- 60
1-16-61 (ot).....a	L	61- 62
1-15-62.....h	L	56- 57
1-14-63.....a	L	69- 81
1-13-64.....h	W	59- 45
12-9-64.....a	W	83- 65
1-25-65.....h	W	75- 73
12-18-73.....h	L	77- 85
12-19-75.....a	W	64- 61

n1-SIAA Tournament (City Auditorium, Atlanta, Ga.);

n2-SEC Tournament (Knoxville, Tenn.); n3-SEC Tournament (Louisville, Ky.)

Mississippi Valley State (1-0)

Home: 1-0, Away: 0-0, Neutral: 0-0

11-26-13.....h14	W	76- 59
------------------	---	--------

Missouri (1-0)

Home: 1-0, Away: 0-0, Neutral: 0-0

12-21-61.....h	W	58- 57
----------------	---	--------

Monmouth (1-0)

Home: 1-0, Away: 0-0, Neutral: 0-0

1-17-85.....17/15	h	W 96- 66
-------------------	---	----------

Morehead State (2-0)

Home: 1-0, Away: 0-0, Neutral: 1-0

12-27-89.....14/13	n1	W 98- 76
12-18-99.....h	W	81- 75

n1-Kuppenheimer Classic (The Omni, Atlanta, Ga.)

Morehouse (1-0)

Home: 1-0, Away: 0-0, Neutral: 0-0

11-4-06 (ext).....23/21	h	W 96- 52
-------------------------	---	----------

Morgan State (3-0)

Home: 3-0, Away: 0-0, Neutral: 0-0

11-27-90.....14/14	h	W 87- 65
11-26-96.....h	W	74- 58
12-23-00.....h	W	94- 58

Mount St. Mary's (2-1)

Home: 2-1, Away: 0-0, Neutral: 0-0

12-20-93.....14/15	h	W 79- 62
12-18-95.....21/18	h10	L 69- 71
12-30-98.....h	W	80- 74

Murray State (1-1)

Home: 1-0, Away: 0-1, Neutral: 0-0

1-25-54.....a	L	66- 77
12-4-56.....h	W	67- 64

Navy (2-2)

Home: 1-1, Away: 0-0, Neutral: 1-1

12-30-60.....n1	L	60- 63
1-2-62 (ot).....h	L	62- 64
12-31-63.....h	W	88- 73
12-28-85.....7/6	n2	W 82- 64

n1-Gator Bowl Tournament (Jacksonville, Fla.); n2-Cotton States Classic (The Omni, Atlanta, Ga.)

Nebraska (1-0)

Home: 0-0, Away: 0-0, Neutral: 1-0

12-28-83.....n1	W	66- 49
-----------------	---	--------

n1-Cotton States Classic (The Omni, Atlanta, Ga.)

Nevada (1-0)

Home: 0-0, Away: 0-0, Neutral: 1-0

3-26-04.....14/15	n1	W 72- 67
-------------------	----	----------

n1-NCAA St. Louis Regional semifinal (Edward Jones Dome, St. Louis, Mo.)

Nevada-Las Vegas (0-2)

Home: 0-0, Away: 0-0, Neutral: 0-2

3-31-90.....9/7...2/2	n1	L 81- 90
3-16-07.....19/18	n2	L 63- 67

n1-NCAA Final Four, national semifinal (McNichols Arena, Denver, Colo.); n2-NCAA Midwest Regional, First Round (United Center, Chicago, Ill.)

Newberry (5-0)

Home: 4-0, Away: 1-0, Neutral: 0-0

3-5-20.....a	W	22- 14
1-12-74.....h	W	82- 76
1-24-76.....h	W	71- 61
1-6-79.....h	W	90- 59
1-12-81.....h	W	77- 70

Newcastle of Australia (1-0)

Home: 1-0, Away: 0-0, Neutral: 0-0

2-18-96 (ext).....h	W	91- 79
---------------------	---	--------

New Orleans (1-0)

Home: 0-0, Away: 0-0, Neutral: 1-0

11-27-98 (ot).....n1	W	65- 62
----------------------	---	--------

n1-Big Island Invitational (Aloof-Chinen Civic Auditorium, Hilo, Hawaii)

Niagara (1-0)

Home: 1-0, Away: 0-0, Neutral: 0-0

11-19-10.....h	W	78- 51
----------------	---	--------

Nike Elite (0-1)

Home: 0-1, Away: 0-0, Neutral: 0-0

11-18-01 (ext).....h	L	90- 99
----------------------	---	--------

North Carolina (24-67)

Home: 13-21, Away: 5-31, Neutral: 6-15

All Home Games: 13-21
At McCamish Pavilion: 0-3
At AMC: 11-12
At The Omni: 3-7
At the Georgia Dome: 0-1
In Atlanta: 14-24
All Road Games: 5-31
At the Smith Center: 4-24
At Chapel Hill: 5-29
At Greensboro (regular season): 0-2
At Greensboro (all games): 2-3
At Charlotte: 2-10
As ACC members: 22-53
In the ACC Tournament: 5-4
All Neutral Games: 6-15
As SIC members: 0-1
Under Whack Hyder: 2-8
Under Dwane Morrison: 0-8
Under Bobby Cremins: 12-31
Under Paul Hewitt: 10-11
Under Brian Gregory: 0-7
Vs. Roy Williams: 8-14 (8-13 at UNC)
Longest Winning Streak: 4 games (2010-11)
Longest Losing Streak: 20 games (1971-84)
Most Points Scored: 104 on 2-14-1970
Fewest Points Scored: 26 on 2-8-1925
Most Points Allowed: 108 on 2-12-1972
Fewest Points Allowed: 34 on 2-8-1925
Largest Margin of Victory: 27 on 2-1-1990
Largest Margin of Defeat: 45 on 2-12-1972
• North Carolina has a 66-24 lead in the all-time series between the two teams, and a 52-22 advantage since Tech joined the ACC.
• North Carolina has won the last six meetings in the series, sweeping the regular-season series from the Yellow Jackets in

2014-15 by an average of 30.5 points.

• Before that, Tech had won four games in a row for its longest winning streak in the series. Tech is 10-13 against North Carolina dating back to the 2001-02 season.

• The teams have played 39 times in the city of Atlanta, but met only 23 times at Alexander Memorial Coliseum, where the Tar Heels won 12 of 23. Tech won six of the last seven meetings in the Thrilldome, however, and won six of eight against UNC in the Coliseum under Paul Hewitt.

• Between 1982 and 1996, the Yellow Jackets played eight of their home games with the Tar Heels at the old Omni arena in downtown Atlanta (2-6 record). Counting ACC and SIC Tournament games played in the city, Tech is 14-21 vs. North Carolina in Atlanta.

• Tech is 8-5 in games played away from Chapel Hill since 2000-01, including three ACC Tournament wins. The Jackets are 8-12 against the Tar Heels under Roy Williams, 8-13 against Williams all-time. Brian Gregory is 1-6 as a head coach against North Carolina, having beaten the Tar Heels in the 2010 NIT Championship while head coach at Dayton.

• Tech has lost 10 of the last 11 meetings in the Smith Center and is 4-23 all-time in the building. Counting regular-season games in Greensboro, Tech is 5-30 on the road against UNC.

• In ACC Tournament play, the Yellow Jackets have won five of nine meetings, and Tech has won the last three encounters (2004, 2005, 2010). Two of Tech's five tournament wins occurred in championship games, the 1985 final in Atlanta and the 1993 final in Charlotte.

• Tech's greatest success in its series with North Carolina occurred during the middle 1990s when the Jackets won five of seven meetings, including three straight wins over No. 1-ranked Tar Heel teams during the 1993 and 1994 campaigns.

All-Time Series Results

2-28-25.....	n1	L	26- 34
2-14-47.....	a	L	48- 58
12-9-55.....	n2	L	76- 88
2-11-67.....	2/2	h	W 82- 80
1-27-68.....	3/3	n2	L 54- 82
1-14-69.....	2/2	h	L 70-101
2-14-70.....	10/8	n2	W 104- 95
2-12-71.....	11/11	n2	L 58- 87
3-27-71 (NIT).....	13/13	n3	L 64- 84
2-12-72.....	3/3	n2	L 73-118
2-23-72.....	5/3	a1	L 66- 87
2-9-73.....	6/6	n2	L 72-107
2-9-74.....	4/4	n2	L 70-108
2-8-75.....	12/11	n2	L 81-111
2-6-76.....	4/3	n2	L 74- 79
2-4-77.....	13/12	n2	L 74- 97
1-14-80.....	15/15	a2	L 53- 54
2-11-80.....	11/11	h	L 50- 60
1-24-81.....	17/18	a1	L 60-100
2-25-81.....	11/10	h	L 51- 76
1-23-82.....	1/1	h10	L 54- 66
2-24-82.....	2/2	a1	L 54- 77
3-4-82.....	1/1	n4	L 39- 55
1-29-83.....	3/3	a2	L 65- 72
3-2-83.....	8/10	h10	L 73- 85
1-28-84.....	1/1	a1	L 61- 73
2-29-84.....	1/1	h10	L 56- 69
1-27-85.....	16/17	h9	W 66- 62
2-27-85.....	10/13	h11	W 67- 62
3-10-85.....	9/11	h6	W 57- 54
1-25-86.....	4/3	1/1	a L 77- 85
2-4-86 (ot).....	2/2	1/1	h10 L 77- 78
1-24-87.....	2/1	a	L 55- 92
3-1-87.....	2/3	h10	L 76- 92
1-30-88.....	3/3	a	L 71- 73
3-2-88.....	13/15	h10	L 80- 97
1-28-89.....	nr/19	7/6	a L 85- 92
3-1-89.....	5/5	h	W 76- 74
3-10-89.....	9/8	n5	L 62- 77
2-1-90.....	17/15	25/18	h W 102- 75
2-28-90.....	11/11	h	L 79- 81
1-27-91.....	nr/25	7/8	a W 88- 86
2-28-91.....	nr/21	4/4	h L 74- 91
2-2-92.....	20/18	11/11	h L 76- 86
3-4-92.....	16/16	a	L 75- 79
1-13-93.....	8/8	3/4	a L 67- 80
2-14-93.....	nr/24	6/6	h L 66- 77
3-14-93.....	1/1	n6	W 77- 75
1-12-94.....	17/18	1/1	h W 89- 69
2-12-94.....	1/1	a	W 96- 89
1-11-95.....	22/17	4/2	a L 75- 86
2-12-95.....	18/15	1/1	h L 81- 85
1-10-96.....	10/9	h10	W 80- 77
2-10-96 (ot).....	12/11	a	W 92- 83
1-18-97.....	22/21	a	L 50- 73
2-15-97.....	16/17	h	L 68- 72
1-8-98.....	1/1	a	L 75- 96
2-8-98 (2ot).....	2/2	h	L 100-107
12-22-98.....	6/7	h	W 66- 64
1-31-99.....	10/9	a	L 66- 75
3-5-99.....	15/15	n6	L 49- 78

1-29-00.....	h	L	53- 70
3-1-00 (ot).....	a	L	72- 74
1-2-01.....	13/14	h	L 70- 84
2-3-01.....	4/4	a	L 69- 82
3-10-01.....	6/5	n7	L 63- 70
12-2-01.....	a	L	77- 83
2-2-02.....	h	W	86- 74
1-29-03.....	h	W	88- 68
3-1-03.....	a	L	66- 67
1-11-04.....	8/8	12/13	a L 88-103
2-10-04.....	15/16	14/17	h W 88- 77
3-12-04.....	14/18	16/19	n4 W 83- 82
1-12-05.....	8/8	3/4	a L 69- 91
3-12-05.....	2/2	n8	W 78- 75
2-15-06.....	23/23	a	L 75- 82
1-20-07.....	4/4	a	L 61- 77
3-1-07.....	8/8	h	W 84- 77
1-16-08.....	1/1	h	L 82- 83
2-28-09.....	4/5	a	L 74-104
1-16-10.....	20/18	12/13	a W 73- 71
2-16-10.....	h	W	68- 51
3-11-10.....	n4	W	62- 58
1-16-11.....	h	W	78- 58
1-29-12.....	7/8	a	L 81- 93
1-23-13.....	a	L	63- 79
2-19-13.....	h14	L	58- 70
1-29-14.....	h14	L	65- 78
2-21-15.....	15/16	a	L 60- 89
3-3-15.....	19/19	h14	L 49- 81
1-2-16.....	7/8	a	L 78- 86

n1-SIC Tournament (City Auditorium, Atlanta, Ga.); n2-North-South Doubleheader (Charlotte [N.C.] Coliseum); n3-NIT Finals (Madison Square Garden, New York, N.Y.); n4-ACC Tournament (Greensboro [N.C.] Coliseum); n5-ACC Tournament (The Omni, Atlanta, Ga.); n6-ACC Tournament (Charlotte [N.C.] Coliseum); n7-ACC Tournament (Georgia Dome, Atlanta, Ga.); n8-ACC Tournament (MCI Center, Washington, D.C.); h10-The Omni; a1-Carmichael Auditorium; a2-Greensboro, N.C., Coliseum

UNC Asheville (2-0)

Home: 2-0, Away: 0-0, Neutral: 0-0

11-25-88.....14/nr	h	W 97- 63
11-18-05.....h	W	80- 52

UNC Greensboro (2-1)

Home: 2-1, Away: 0-0, Neutral: 0-0

12-31-96.....h	W	65- 40
12-28-99.....h	W	97- 73
11-9-07.....h	L	74- 83

UNC Wilmington (4-0)

Home: 4-0, Away: 0-0, Neutral: 0-0

2-21-77.....h	W	63- 57
11-28-77.....h	W	77- 67
1-19-95.....22/18	h	W 87- 68
12-8-12.....h14	W	73- 66

North Carolina A&T (7-0)

Home: 7-0, Away: 0-0, Neutral: 0-0

12-18-84.....13/13	h	W 81- 43
1-14-87.....h	W	83- 67
1-19-88.....h	W	84- 72
12-11-89.....18/18	h	W 101- 87
11-30-93.....16/17	h	W 93- 77
2-15-95.....20/18	h	W 85- 81
11-24-13.....h14	W	78- 71

SERIES HISTORY VS. ALL OPPONENTS

NC State (38-56)

Home: 22-17, Away: 10-31, Neutral: 6-8

All Home Games:	22-17
at McCamish Pavilion:	0-2
At AMC:	19-14
At The Omni:	1-0
At Phillips Arena:	0-1
In Atlanta:	22-17
All Road Games:	10-31
At Reynolds Coliseum:	7-18
At PNC Arena:	3-11
As ACC members:	30-42
In the ACC Tournament:	3-3
All Neutral Games:	6-8
As SIC members:	1-2
Under Whack Hyder:	5-7
Under Dwane Morrison:	1-7
Under Bobby Cremins:	20-22
Under Paul Hewitt:	8-12
Under Brian Gregory:	2-5
Vs. Mark Gottfried:	2-5
Longest Winning Streak:	7 games (1994-97)
Longest Losing Streak:	9 games (1977-83)
Most Points Scored:	102 on 1-14-1967
Fewest Points Scored:	12 on 2-16-1925
Most Points Allowed:	118 on 2-10-1973
Fewest Points Allowed:	22 on 1-22-1926
Largest Margin of Victory:	27 on 12-19-1959
Largest Margin of Defeat:	44 on 2-8-1974

- NC State has won the last five meetings between the two teams and has a 56-37 lead in the overall series which dates back to 1925.
- The Wolfpack won the only regular-season meeting between the two teams each of the past two seasons, but in overtime by a total of four points. In 2013-14, NC State won an 80-78 overtime decision in Raleigh. In 2014-15, the Wolfpack ousted the Jackets' 81-80 at McCamish Pavilion on a buzzer-beating three by Trevor Lacey.
- Tech's last victory in the series and its last win at PNC Arena was an 82-71 win on Jan. 11, 2012, the first meeting between the two teams' current head coaches, Brian Gregory and Mark Gottfried.
- Sixteen of the last 20 meetings in the series have been decided by 10 points or less, and the Wolfpack victory in the last meeting was the seventh overtime game in the series, all of them since Tech joined the ACC.
- Tech is 22-17 against the Wolfpack in Atlanta, including one home-court meeting that was played at the Omni in 1986 and one at Phillips Arena in 2012. NC State has won both games played at McCamish Pavilion.
- Since it joined the ACC, Tech is 29-42 against NC State, including regular-season and tournament.
- The Jackets are 9-31 against NC State in Raleigh, including a 2-11 mark at PNC Arena.
- Tech is 3-3 against NC State in ACC Tournament games, the last meeting occurring in 2003 in a 71-65 Wolfpack victory in Greensboro. The Jackets won first-round games in 1996 in Greensboro (88-73) and 1990 in Charlotte (76-67).

All-Time Series Results

2-16-25.....	a	L	12- 35
1-22-26.....	h	W	23- 22
2-12-26.....	a	L	14- 30
1-8-38.....	h	W	35- 30
12-30-49.....	a	L	34- 57
12-19-59.....	na/12.....na/16.....	h	W 80- 82
12-17-60.....	15/12....10/nr.....a	L	76- 82
12-19-62.....	h	W	84- 71
2-13-65.....	nr/18.....a	L	68- 97
12-20-65.....	nr/19.....h	L	69- 93
2-12-66.....	a	L	93-102
1-14-67.....	h	W	102- 85
2-22-67.....	a	L	61- 65
2-13-70.....	5/6.....n1	W	89- 77
2-13-71.....	n1	W	73- 66
2-11-72.....	n1	L	70- 87
2-10-73.....	2/2.....n1	L	94-118
2-8-74.....	2/2.....n1	L	54- 98
2-7-75.....	6/6.....n1	L	66-101
2-7-76.....	10/10.....n1	W	78- 67
2-5-77.....	n1	L	71- 81
12-29-79.....	h	L	62- 73
2-6-80.....	a	L	49- 60
1-10-81.....	a	L	68- 93
1-28-81.....	h	L	55- 70
1-9-82.....	15/15.....h	L	49- 55
1-26-82.....	17/17.....a	L	40- 49
1-15-83.....	19/19.....a	L	61- 81
2-2-83.....	h	L	64- 74
1-15-84.....	h	W	56- 47
2-12-84.....	18/nr.....a	L	67- 68

12-15-8412/149/8a	W	66- 64
1-30-858/9h	L	53- 61
1-29-863/3a	W	67- 54
2-27-864/318/18h10	W	69- 57
1-10-8718/20a	L	62- 63
2-14-87h	W	87- 76
1-16-88h	L	74- 76
2-20-8814/14a	W	87- 84
1-14-8919/1615/17a	L	68- 82
2-18-8919/18h	L	69- 71
1-13-909/917/nrh	W	92- 85
2-17-90	20t13/11a	W	95- 92
3-9-9014/13n2	W	76- 67
1-13-9124/21a	L	83- 90
2-3-9123/22h	L	73- 79
3-8-91n2	L	68- 82
1-8-9214/15a	W	80- 63
2-29-92	0th	W	98- 88
1-27-9318/17h	W	85- 74
2-28-93a	L	60- 68
1-26-9421/19a	L	78- 84
2-26-9423/nrh	W	81- 69
1-25-9521/21h	W	75- 71
2-25-9524/22a	W	72- 68
1-24-96a	W	76- 71
2-25-96	0t23/22h	W	92- 83
3-8-9618/18n3	W	88- 73
1-25-97h	W	54- 53
2-22-97a	L	51- 72
3-6-97n3	L	46- 60
12-4-97	0th	L	69- 71
1-25-98a	L	51- 56
1-2-99a	L	69- 75
2-2-99h	L	50- 51
1-22-00a	L	58- 66
2-24-00h	W	66- 63
1-16-01a	L	60- 72
2-17-01h	W	69- 54
1-19-02a	L	71- 84
2-20-02h	W	65- 59
1-11-03h	W	85- 61
2-12-03a	L	57- 63
3-14-03n3	L	65- 71
1-24-0411/13a	L	72- 76
2-25-0418/2014/19h	L	69- 79
1-16-058/8a	L	68- 76
2-13-05h	L	51- 53
1-14-06a	L	78- 87
2-12-06h	W	71- 68
2-6-07h	W	74- 65
1-23-08a	W	77- 74
1-17-09	0ta	L	71- 76
2-14-09h	L	65- 86
2-6-1021/19h	W	73- 71
3-13-10n3	W	57- 54
2-26-11a	L	74- 79
1-11-12a	W	82- 71
2-9-12h12h12	L	52- 61
1-9-13a	L	70- 83
3-3-13h14h14	L	57- 70
1-26-14	0th	L	78- 80
1-31-15	0th14	L	80- 81
1-27-16a	L	90- 83

n1-North-South Doubleheader (Charlotte [N.C.] Coliseum); n2-ACC Tournament (Charlotte [N.C.] Coliseum); n3-ACC Tournament (Greensboro [N.C.] Coliseum); h10-The Omni, Atlanta, Ga.

North Texas (1-0)

Home: 1-0, Away: 0-0, Neutral: 0-0

12-31-97h	W	93- 76
----------	--------	---	--------

Northern Iowa (1-0)

Home: 0-0, Away: 0-0, Neutral: 1-0

3-19-0414/15n1	W	65- 60
---------	------------	---------	---	--------

n1-NCAA Tournament first round (Bradley Center, Milwaukee, Wis.)

Northwestern (1-2)

Home: 0-1, Away: 1-1, Neutral: 0-0

11-30-10a	L	71- 91
11-29-11h11	L	60- 76
12-3-14a	W	66- 58

*ACC-Big Ten Challenge

Notre Dame (8-6)

Home: 5-1, Away: 2-5, Neutral: 1-0

All Home Games:	5-1
At McCamish Pavilion:	2-1
At AMC:	3-0
In Atlanta:	5-1
All Road Games:	2-4
At Purcell Pavilion/Joyce Center:	1-4
As ACC members:	2-4
In the ACC Tournament:	0-0
All Neutral Games:	1-0
Under Roy Mundorff:	0-1
Under Whack Hyder:	3-1
Under Dwane Morrison:	1-7
Under Bobby Cremins:	2-0
Under Paul Hewitt:	1-0
Under Brian Gregory:	2-4
Vs. Mike Brey:	3-4
Vs. Digger Phelps:	3-0
Longest Winning Streak:	5 games (1972-2014)
Longest Losing Streak:	4 games (2014-16)
Most Points Scored:	102 on 2-4-1967
Fewest Points Scored:	42 on 2-22-1941
Most Points Allowed:	87 on 2-4-1967
Fewest Points Allowed:	53 on 2-22-1941
Largest Margin of Victory:	20 in 1-17-1972
Largest Margin of Defeat:	19 on 1-30-1969

- Georgia Tech holds a 7-5 lead in the all-time series with Notre Dame that began in the 1940-41 season. The Fighting Irish have won the last three meetings, including a sweep of the regular-season set in 2014-15.
- Within a 12-day span last season, Notre Dame won in South Bend in double-overtime, 83-76, then completed the sweep with a 62-59 decision in McCamish Pavilion. The Irish also won the second meeting of 2013-14, a 65-62 win in South Bend.
- Prior to that, the Yellow Jackets had won five straight meetings between the two teams from 1972 through Tech's 74-69 victory in McCamish Pavilion on Jan. 11, 2014, the team's first meeting as Atlantic Coast Conference foes.
- All but one game in the series has been played on the two campuses, the exception being a 2007 meeting in the third-place game of the Paradise Jam. The Yellow Jackets erased a 9-point deficit in the final 5:11 and won the game on a three-point basket by Matt Causey with two seconds remaining.
- Tech is 2-4 in games played in South Bend, and 1-2 in Purcell Pavilion, including an 88-80 overtime win on Feb. 24, 1990, with the Jackets headed toward an ACC title and Final Four berth later that season.
- That game and a 90-80 Tech victory in Atlanta a year earlier were the only two face-offs ever between legendary coaches Bobby Cremins and Digger Phelps.
- Tech is 4-0 all-time against Notre Dame in Atlanta, three of those wins at Alexander Memorial Coliseum and one at McCamish Pavilion.
- Four of the five meetings before that were played with Whack Hyder as Tech's head coach, and the Jackets won three of those, including an 82-62 win in 1972 at Alexander Memorial Coliseum in Phelps' first season as the Fighting Irish head coach.

All-Time Series Results

2-22-41.....	a	L	42- 53
2-5-66.....	a	W	75- 61
2-4-67.....	h	W	102- 87
1-30-69.....nr/16.....	a	L	52- 71
1-17-72.....	h	W	82- 62
2-25-89.....	h	W	90- 80
2-24-90 (ot)8/6.....	a	W	88- 80
11-19-07.....	n1	W	70- 69
1-11-14.....	h	W	74- 69
2-26-14.....	a	L	62- 65
1-3-15 (2 ot)14/13.....	a	L	76- 83
1-14-15.....12/12.....h14	a	L	59- 62
1-13-16.....	a	L	64- 72
2-20-16.....19/18.....h14	h	W	63-62

n1-Paradise Jam (St. Thomas, U.S. Virgin Islands)

n1-Paradise Jam (St. Thomas, U.S. Virgin Islands)

Oglethorpe (1-0)

Home: 1-0, Away: 0-0, Neutral: 0-0

2-16-27h5	W	45- 31
---------	---------	---	--------

Ohio State (3-11)

Home: 2-3, Away: 1-5, Neutral: 0-3

3-12-60.....	13/8	3/3	n1	L	69- 86
1-2-65.....			a	L	68- 73
1-16-67.....			h	W	84- 73
1-22-68.....			a	L	55- 66
1-20-69.....	13/nr		h	L	66- 73
1-26-70.....			a	L	71- 74
12-1-71.....	4/4		h	L	55- 63
1-15-73.....			h	L	79- 85
1-7-74.....			a	L	71- 89
12-23-74.....			a	L	67- 75
3-17-91.....	5/5		n2	L	61- 65
3-19-03.....			h1	W	72- 58
12-3-03.....	13/15		a1	W	73- 53
3-19-10.....	5/7		n3	L	66- 75

n1-NCAA Midwest Regional second round (Freedom Hall, Louisville, Ky.); n2-NCAA Midwest Regional second round (Dayton, Ohio, Arena); n3-NCAA Midwest Regional second round (Bradley Center, Milwaukee, Wis.); h1-NIT first round (Alexander Memorial Coliseum, Atlanta, Ga.); a1-ACC-Big Ten Challenge

Ohio University (1-0)

Home: 0-0, Away: 0-0, Neutral: 1-0

3-11-6013/8n1	W	57- 54
---------	-----------	---------	---	--------

n1-NCAA Midwest Regional first round (Freedom Hall, Louisville, Ky.)

Oklahoma (2-2)

Home: 1-0, Away: 0-2, Neutral: 1-0

12-18-82.....a	L	73-101
3-3-85.....10/13.....6/6.....a	L	80- 87
12-29-94.....17/16.....n1	W	89- 85
11-17-95.....*h11	W	83- 72

n1-Rainbow Classic (Special Events Center, Honolulu, Hawaii); h11-Preseason NIT second round (Georgia Dome, Atlanta, Ga.)

Oklahoma City (3-3)

Home: 2-1, Away: 1-1, Neutral: 0-1

2-14-59 (30t)	14/19	h	W	71- 65
12-21-68.....	n1	L	57- 59	
12-6-69.....	h	W	68- 54	
12-5-70.....	a	W	74- 73	
2-28-73.....	h	L	82-102	
2-23-74.....	a	L	71- 94	

n1-Sun Bowl Tournament (Special Events Center, El Paso, Texas)

Oklahoma State (2-2)

Home: 0-0, Away: 0-0, Neutral: 2-2

12-19-81.....	n1	L	57- 59
11-29-91.....	18/18 ... 11/8n2	L	71- 78
4-3-04.....	14/15 ... 4/3n3	W	67- 65
3-21-10.....	n4	W	64- 59

n1-Sun Bowl Tournament (Special Events Center, El Paso, Texas); n2-Preseason NIT finals (Madison Square Garden, New York, N.Y.); n3-NCAA Final Four national semifinal (Alamodome, San Antonio, Texas); n4-NCAA Midwest Regional second round (Bradley Center, Milwaukee, Wis.)

Old Dominion (2-0)

Home: 1-0, Away: 1-0, Neutral: 0-0

12-17-85.....7/7.....h	W	96- 86
1-12-87.....a	W	81- 64

Oregon (1-1)

Home: 0-0, Away: 0-1, Neutral: 1-0

12-16-77n1	W	64- 57
3-10-99a1	L	64- 67

n1-Dayton Invitational (Dayton, Ohio, Arena); a1-NIT first round (Eugene, Ore.)

Original Celtics (0-2)

Home: 0-2, Away: 0-0, Neutral: 0-0

1-11-33exhh	L	31- 40
1-17-34exhh	L	28- 50

Penn-Dixie (1-1)

SERIES HISTORY VS. ALL OPPONENTS

Pennsylvania (2-4)

Home: 1-2, Away: 1-2, Neutral: 0-0

12-28-29.....a	L	23- 33
2-6-37.....a	L	30- 31
2-24-51 (ot).....h	9	77- 83
12-1-86.....h	W	84- 57
12-19-87.....a	W	79- 55
11-19-01.....h	L	74- 79

h-Las Vegas Invitational*

Penn State (1-2)

Home: 1-2, Away: 0-0, Neutral: 0-0

3-18-98.....h	L	70- 75
11-28-06.....21/24.....h	W	77- 73
12-3-08.....h	L	83- 85

h-NIT quarterfinals*

Pepperdine (2-0)

Home: 0-0, Away: 1-0, Neutral: 1-0

12-16-83.....n1	W	67- 56
12-20-08.....a	W	86- 58

n1-Casaba Club Classic (A.G. Spanos Center, Stockton, Calif.)

Phillips Oilers (0-1)

Home: 0-1, Away: 0-0, Neutral: 0-0

2-5-65 (ext).....h	L	69- 82
--------------------	---	--------

Piedmont (1-0)

Home: 0-0, Away: 1-0, Neutral: 0-0

2-28-20.....a	W	29- 26
---------------	---	--------

Pittsburgh (6-3)

Home: 3-1, Away: 1-2, Neutral: 2-0

All Home Games: 3-1
At McCamish Pavilion: 1-1
At AMC: 2-0
At The Omni: 1-0
In Atlanta: 4-1
All Road Games: 1-1
At Petersen Events Center: 0-2
As ACC members: 1-3
In the ACC Tournament: 0-0
All Neutral Games: 2-0
Under Whack Hyder: 3-0
Under Bobby Cremins: 2-0
Under Brian Gregory: 0-3
Vs. Jamie Dixon: 1-3
Longest Winning Streak: 5 games (1966-89)
Longest Losing Streak: 3 games (2014-16)
Most Points Scored: 111 on 12-28-1989
Fewest Points Scored: 65 on 1-17-2015
Most Points Allowed: 92 on 12-4-1989, 12-28-1989
Fewest Points Allowed: 61 on 3-6-1971
Largest Margin of Victory: 30 on 2-9-1970
Largest Margin of Defeat: 7 on 1-14-2014

• Georgia Tech won the first five games in the series before the Panthers became members of the Atlantic Coast Conference. Pitt earned its first win over the Yellow Jackets in Atlanta on Jan. 14, 2014, with an 81-74 victory, and then made it two straight as ACC members with a 70-65 victory Jan. 17, 2015 in the Yellow Jackets' first visit to the Petersen Events Center.

• The two most entertaining games between Tech and the former Big East member played in the same month of the 1989-90 season, when the Yellow Jackets were on the way to their second ACC title and first Final Four appearance. Bobby Cremins and Paul Evans were the respective head coaches at the time.

• Tech overcame an early 26-5 deficit to win the ACC/Big East Challenge game in Hartford in early December, getting 42 points from Dennis Scott, including the game-winner with 8 seconds left. Later in the month, the Panthers came to Atlanta for a Kuppenheimer Classic game at the Omni, and Tech won the game without head coach Bobby Cremins, who was attending his father's funeral. Kenny Anderson recorded a triple-double with 32 points, 12 rebounds and 18 assists.

• Tech scored easy wins over Pitt in the first three games of the series, all under head coach Whack Hyder, two of which were played at Alexander Memorial Coliseum on the Tech campus.

• Tech coach Brian Gregory was 1-3 all-time vs. Pittsburgh, facing the Panthers twice while he was the head coach at Dayton, including an 80-55 win over the No. 6 Pitt on Dec. 29, 2007 in Dayton.

All-Time Series Results

1-4-66.....h	W	89- 77
2-9-70.....a1	W	92- 62
3-6-71.....h	W	78- 61
12-4-89.....21/19.....18/nr.....n1	W	93- 92
12-28-89.....14/13.....n2	W	111- 92
1-14-14.....h	L	74- 81
1-17-15.....a2	L	65- 70
1-6-16.....24/21.....a2	L	84- 89
3-5-16.....h14	W	63- 59

at-Fitzgerald Field House; a2-Petersen Events Center;

n1-ACC-Big East Challenge (Hartford [Conn.] Civic Center);

n2-Kuppenheimer Classic (The Omni, Atlanta, Ga.)

Presbyterian (9-0)

Home: 9-0, Away: 0-0, Neutral: 0-0

1-24-75 (ot).....h	W	89- 84
1-29-76.....h	W	87- 61
2-9-77.....h	W	82- 63
12-12-79.....h	W	68- 53
12-17-80.....h	W	64- 61
11-30-81.....h	W	82- 66
1-6-08.....h	W	77- 64
11-14-12.....h14	W	52- 38
11-8-13.....h14	W	88- 57

Progressive Club (3-1)

Home: 1-1, Away: 2-0, Neutral: 0-0

1-23-23.....a	W	33- 30
2-19-23.....h4	L	33- 43
1-19-27.....h4	W	44- 16
2-2-27.....a	W	31- 28

Purdue (2-1)

Home: 0-0, Away: 0-0, Neutral: 2-1

12-26-80.....n1	L	45- 53
12-30-88.....17/17.....n2	W	72- 69
11-20-06.....19/19.....n3	W	79- 61

n1-Gator Bowl Tournament (Jacksonville, Fla.); n2-Rainbow Classic (Blaisdell Center, Honolulu, Hawaii); n3-EA Sports Maui Invitational (Lahaina Civic Center, Lahaina, Maui, Hawaii)

Radford (1-0)

Home: 1-0, Away: 0-0, Neutral: 0-0

11-29-96.....h	W	91- 60
----------------	---	--------

Randolph-Macon (1-0)

Home: 1-0, Away: 0-0, Neutral: 0-0

2-26-72.....h	W	80- 74
---------------	---	--------

Rhode Island (1-0)

Home: 0-0, Away: 0-0, Neutral: 1-0

11-30-14.....n1	L	64- 61
-----------------	---	--------

n1-Orlando Classic (Lake Buena Vista, Fla.)

Rice (10-5)

Home: 6-0, Away: 3-4, Neutral: 1-1

12-30-47.....n1	L	42- 43
1-2-51.....a	L	51- 58
12-2-61.....a	L	80- 84
11-30-62.....h	W	81- 63
12-16-63 (ot).....a	L	79- 84
12-5-64.....h	W	71- 56
12-6-65.....a	W	96- 87
12-3-66.....h	W	87- 61
12-2-67.....a	W	84- 70
1-23-69.....h	W	75- 56
12-9-69.....a	W	87- 57
1-2-71.....h	W	82- 72
1-12-72.....a	L	74- 87
1-8-73.....h	W	69- 65
11-22-12.....n2	W	54- 36

n1-All-College Tournament (Oklahoma City, Okla.); n2-DirectTV Classic (Anaheim, Calif.)

Richmond (5-4)

Home: 3-1, Away: 2-2, Neutral: 0-1

12-30-85.....7/6.....h	W	90- 64
11-29-86 (ot).....a1	L	62- 67
12-22-87.....nr/20.....h	L	67- 73
3-20-88.....n1	L	55- 59
12-20-88.....16/16.....a	W	62- 50
11-28-89.....21/19.....h	W	87- 74
12-1-90.....14/14.....a	L	71- 73
1-2-92.....15/11.....h	W	82- 75
2-17-93.....a	W	65- 60
12-18-10.....n2	W	67- 54

a1-Central Fidelity Classic (Robins Center, Richmond, Va.);

n1-NCAA East Regional second round (Hartford [Conn.] Civic Center);

n2-Battle at Atlantis (Imperial Arena, Atlantis Resort, Paradise Island, Bahamas)

Rider (1-2)

Home: 0-0, Away: 0-2, Neutral: 1-0

1-2-31.....a	L	33- 38
12-29-33.....a	L	32- 40
11-28-14.....n1	W	61- 54

n1-Orlando Classic (Lake Buena Vista, Fla.)

Rome YMCA (1-1)

Home: 0-0, Away: 1-1, Neutral: 0-0

1-31-20.....a	L	33- 41
1-1-29.....a	W	37- 33

Rutgers (2-2)

Home: 0-0, Away: 0-0, Neutral: 2-2

12-30-71.....n1	L	64- 91
12-30-75.....14/16.....n2	L	87- 94
1-9-86.....5/5.....n2	W	85- 46
12-27-86.....18/nr.....n3	W	79- 61

n1-Charlotte Invitational (Charlotte [N.C.] Coliseum); n2-Poinsettia Tournament (Greenville, S.C.); n3-Madison Square Garden, New York, N.Y.; n4-ECAC Holiday Festival (Madison Square Garden, New York, N.Y.)

St. Bernard (1-0)

Home: 1-0, Away: 0-0, Neutral: 0-0

1-10-74.....h	W	70- 62
---------------	---	--------

St. Bonaventure (3-1)

Home: 1-0, Away: 0-0, Neutral: 2-1

12-29-70.....n1	L	68- 70
3-25-71 (2ot).....n2	W	76- 71
12-28-74.....n3	W	70- 61
12-30-91.....15/11.....h	W	98- 60

n1-Gator Bowl Tournament (Jacksonville, Fla.); n2-NIT Semifinals (Madison Square Garden, New York, N.Y.); n3-Maryland Invitational (Cole Field House, College Park, Md.)

St. Francis, N.Y. (1-0)

Home: 1-0, Away: 0-0, Neutral: 0-0

12-2-82.....h	W	76- 54
---------------	---	--------

St. Francis, Pa. (2-0)

Home: 2-0, Away: 0-0, Neutral: 0-0

12-13-76.....h	W	74- 72
12-30-06.....h	W	87- 43

St. John's (4-5)

Home: 1-0, Away: 0-0, Neutral: 3-5

3-16-70.....n1	L	55- 56
12-28-77.....n2	W	73- 67
12-29-86.....18/nr.....15/16.....n3	L	53- 62
12-5-90 (ot).....20/20.....17/18.....n4	L	72- 73
12-29-93.....15/15.....n3	W	71- 69
12-28-96.....n3	L	55- 67
11-28-97.....n5	W	77- 65
12-21-03.....5/6.....h	W	79- 66
11-30-13.....n6	L	58- 69

n1-NIT quarterfinals (Madison Square Garden, New York, N.Y.); n2-Maryland Invitational (Cole Field House, College Park, Md.); n3-ECAC Holiday Festival (Madison Square Garden, New York, N.Y.); n4-ACC-Big East Challenge (Capital Centre, Landover, Md.); n5-Puerto Rico Shootout (Eugenio Guerra Sports Complex, Bayamon, P.R.); n6-Barclays Center Classic (Barclays Center, Brooklyn, N.Y.)

Saint Joseph's (0-2)

Home: 0-0, Away: 0-0, Neutral: 0-2

3-15-01.....23/23.....n1	L	62- 66
11-17-11.....n2	L	53- 66

n1-NCAA West Regional first round (Cox Arena, San Diego, Calif.); n2-Charleston Classic (TD Arena, Charleston, S.C.)

Saint Louis (7-3)

Home: 4-0, Away: 3-2, Neutral: 0-1

12-20-49.....a	L	45- 59
12-27-58.....16/nr.....a	L	79- 90
1-14-77.....h	W	71- 59
1-21-78.....a	W	92- 79
1-28-78.....h	W	57- 49
3-2-85.....10/13.....h	W	64- 54
12-2-85.....2/na.....a	W	62- 55
11-24-01.....n1	L	54- 67
2-16-02.....a	W	60- 40
12-13-03.....10/11.....h12	W	75- 62

n1-Las Vegas Invitational (Valley High School, Las Vegas, Nev.); h12-Chick-fil-A Peach Bowl Classic (Phillips Arena, Atlanta, Ga.)

Saint Mary's (1-0)

Home: 0-0, Away: 0-0, Neutral: 1-0

11-25-12.....n1	W	65- 56
-----------------	---	--------

n1-DirectTV Classic (Anaheim, Calif.)

St. Thomas, Pa. (0-2)

Home: 0-0, Away: 0-2, Neutral: 0-0

1-3-30.....a	L	37- 39
12-30-33.....a	L	31- 45

Samford (4-0)

Home: 3-0, Away: 1-0, Neutral: 0-0

12-4-48.....a	W	62- 42
1-3-57.....h	W	95- 54
12-22-69.....h	W	97- 76
2-3-75 (ot).....h	W	78- 75

Formerly Howard College

San Diego State (0-1)

Home: 0-0, Away: 0-1, Neutral: 0-0

3-23-16.....a*	L	56- 72
----------------	---	--------

**National Invitation Tournament*

San Francisco (0-1)

Home: 0-0, Away: 0-1, Neutral: 0-0

12-28-50.....a	L	47- 61
----------------	---	--------

Santa Clara (0-1)

Home: 0-0, Away: 0-0, Neutral: 0-1

12-30-95.....n1	L	66- 71
-----------------	---	--------

n1-Cable Car Classic (San Jose [Calif.] Arena)

Savannah Athletic Club (1-0)

Home: 0-0, Away: 1-0, Neutral: 0-0

12-30-23.....a	W	39- 9
----------------	---	-------

Savannah JEA (2-0)

Home: 1-0, Away: 1-0, Neutral: 0-0

12-27-28.....a	W	34- 26
1-14-30.....h7	W	36- 22

Savannah State (2-0)

Home: 1-0, Away: 1-0, Neutral: 0-0

12-11-10.....h	W	69- 59
12-10-11.....a	W	65- 45

Seton Hall (2-1)

Home: 2-0, Away: 0-1, Neutral: 0-0

11-24-78.....a	L	73- 78
2-2-80.....h	W	70- 69
3-11-98.....h1	W	88- 78

SERIES HISTORY VS. ALL OPPONENTS

Siena (2-2)

Home: 1-0, Away: 0-2, Neutral: 0-0

3-16-94.....a1	L	68- 76
12-2-09.....h	W	74- 61
12-22-10.....a	L	57- 62
11-23-11.....h13	W	72- 44

a1-NIT first round (Knickerbocker Arena, Albany, N.Y.)

University of the South (17-1)

Home: 12-0, Away: 4-1, Neutral: 1-0

2-27-25.....n1	W	31- 14
1-17-33.....a	W	38- 32
2-6-33.....h4	W	38- 26
1-20-34.....a	W	40- 39
2-21-34.....h	W	43- 27
3-2-35.....h4	W	42- 31
2-12-36.....h8	W	34- 16
2-15-36.....a	W	58- 35
1-23-37.....a	W	54- 32
2-10-37.....h8	W	36- 18
2-10-38.....h8	W	41- 31
2-8-39.....h9	W	37- 32
12-18-54.....h9	W	74- 57
1-6-55.....a	L	66- 67
1-6-65.....h	W	84- 71
12-2-80.....h	W	45- 42
12-2-81.....h	W	92- 56
12-13-82.....h	W	85- 41

Formerly Sewanee

n1-SIC Tournament (City Auditorium, Atlanta, Ga.)

South Carolina (24-18)

Home: 12-8, Away: 10-8, Neutral: 2-2

2-25-22.....n1	W	34- 23
1-23-26.....h7	L	20- 26
2-13-26.....a	L	19- 36
2-26-27.....n1	L	18- 32
1-10-30.....h7	W	31- 16
1-7-31.....h7	L	25- 30
2-21-31.....a	W	41- 17
2-9-38.....h8	W	57- 35
2-26-38.....a	W	51- 30
2-1-39.....a	W	29- 25
2-21-39.....h9	W	38- 28
1-6-40.....a	L	30- 34
12-29-40 (ot).....n2	W	39- 34
12-31-40.....a	W	44- 35
1-7-41.....h9	W	41- 34
1-10-42.....a	W	35- 32
1-9-43.....h9	W	33- 23
2-2-46.....h9	W	55- 45
2-16-46.....a	L	47- 63
12-14-46.....h9	W	51- 34
12-15-51.....a	W	66- 64
12-28-51.....n3	L	63- 78
1-28-52.....h9	L	58- 67
12-12-52.....h9	L	61- 66
1-24-53 (ot).....a	L	66- 70
12-5-53.....a	L	45- 50
2-18-54.....h9	W	58- 53
12-20-54.....h9	L	67- 69
2-19-54 (ot).....a	W	87- 84
2-18-56.....a	W	79- 74
12-20-56.....h	L	83- 90
12-7-57.....a	L	64- 70
12-20-58.....h	W	92- 62
12-10-59.....na/15	a	W 70- 64
1-3-61.....h	W	85- 65
1-8-64.....h	W	87- 73
2-13-74.....14/14	h	L 73- 82
3-1-75.....a	L	47- 58
2-23-76.....h	L	55- 63
2-19-77.....a	W	47- 45
2-16-83.....a	L	53- 61
2-16-84.....h	W	68- 50
3-21-16.....a	W	83- 66

n1-SIC Tournament (City Auditorium, Atlanta, Ga.);

n2-Augusta, S.C.; n3-Carolina Invitational (Charlotte, N.C.,

Coliseum); *National Invitation Tournament

USC Aiken (1-0)

Home: 1-0, Away: 0-0, Neutral: 0-0

11-25-85.....2/na	h	W 119- 60
-------------------	---	-----------

USC Upstate (0-1)

Home: 0-1, Away: 0-0, Neutral: 0-0

12-6-14.....h14	L	54- 59
-----------------	---	--------

South Carolina State (2-0)

Home: 2-0, Away: 0-0, Neutral: 0-0

1-13-83.....h	W	106- 78
1-9-84.....h	W	90- 65

Southeast Atlanta All-Stars (2-0)

Home: 2-0, Away: 0-0, Neutral: 0-0

11-10-02 (exh).....h	W	110- 73
11-10-03 (exh).....h	W	112- 75

Southeastern Louisiana (1-0)

Home: 1-0, Away: 0-0, Neutral: 0-0

12-21-15.....h14	W	75- 62
------------------	---	--------

Southern University (0-1)

Home: 0-0, Away: 0-0, Neutral: 0-1

3-19-93.....18/20	n1	L 78- 93
-------------------	----	----------

n1-NCAA West Regional first round (McKale Center, Tucson, Ariz.)

Southern Bell (1-0)

Home: 1-0, Away: 0-0, Neutral: 0-0

1-28-27.....h	W	75- 14
---------------	---	--------

Southern California (2-1)

Home: 1-0, Away: 0-1, Neutral: 1-0

3-21-92.....6/6	n1	W 79- 78
12-22-08.....a	L	57- 76
12-5-09.....w/23	h	W 79- 53

n1-NCAA Midwest Regional second round (Bradley Center, Milwaukee, Wis.)

Southern Illinois (1-1)

Home: 1-0, Away: 0-1, Neutral: 0-0

1-5-70.....h	W	100- 71
1-30-71.....a	L	69- 89

Southern Methodist (8-6)

Home: 6-0, Away: 1-6, Neutral: 1-0

12-21-59.....na/12	a	L 71- 80
12-9-60.....na/12	h	W 67- 64
12-1-61.....h	L	55- 67
12-6-62.....h	W	73- 65
12-17-63.....a	L	75- 97
12-3-64.....h	W	83- 75
12-4-65.....a	L	73- 83
12-1-66.....h	W	87- 70
12-4-67.....a	W	77- 74
12-3-68.....h	W	87- 59
12-10-69.....a	L	66- 77
12-2-70.....h	W	91- 77
12-18-71.....a	L	70- 93
12-21-86.....18/nr	n1	W 63- 54

n1-Sunrity Ball (Aoyama College, Tokyo, Japan)

Southern Mississippi (2-2)

Home: 2-1, Away: 0-1, Neutral: 0-0

1-31-74.....h	L	86- 98
12-17-74.....a	L	86- 94
2-19-76.....h	W	65- 60
1-9-78.....h	W	94- 65

Soviet National Team (2-2)

Home: 2-2, Away: 0-0, Neutral: 0-0

11-12-86 (exh).....h	L	78- 96
11-5-87 (exh).....h	L	78- 87
11-15-89 (exh).....h	W	103- 88
11-15-90 (exh-ot).....h	W	99- 92

Standard Oil (1-0)

Home: 0-0, Away: 0-0, Neutral: 1-0

12-28-27.....n1	W	47- 20
-----------------	---	--------

n1-Savannah, Ga.

Stanford (1-2)

Home: 0-1, Away: 0-1, Neutral: 1-0

11-28-86.....n1	W	67- 65
12-11-99 (ot).....3/3	h12	L 61- 64
12-19-00.....3/3	a1	L 66- 80

n1-Central Fidelity Classic (Robins Center, Richmond, Va.);

*12-Delta Air Lines Classic for Kids (Philips Arena, Atlanta, Ga.);

*1-Stanford Invitational (Maples Pavilion, Stanford, Calif.)

Stetson (1-1)

Home: 1-1, Away: 0-0, Neutral: 0-0

2-6-20.....h6	W	44- 33
2-17-73.....h	L	70- 81

Stevens Tech (1-0)

Home: 0-0, Away: 1-0, Neutral: 0-0

12-30-29.....a	W	37- 25
----------------	---	--------

Syracuse (3-4)

Home: 1-1, Away: 1-2, Neutral: 1-1

All Home Games: 1-1
At McCamish Pavilion: 0-1
At Philips Arena: 1-0
At The Omni: 1-0
In Atlanta: 2-0
All Road Games: 1-2
At Carrier Dome: 1-2
As ACC members: 1-2
In the ACC Tournament: 0-0
All Neutral Games: 1-1
Under Bobby Cremins: 1-0
Under Paul Hewitt: 1-2
Under Brian Gregory: 1-2
Vs. Jim Boeheim: 3-4
Longest Winning Streak: 2 games (1985-2001)
Longest Losing Streak: 2 games (2002-10, 2015-present)
Most Points Scored: 96 on 12-16-2001
Fewest Points Scored: 45 on 1-7-2015
Most Points Allowed: 92 on 12-21-2002
Fewest Points Allowed: 46 on 1-7-2015
Largest Margin of Victory: 17 on 3-17-1985
Largest Margin of Defeat: 27 on 12-12-2002

• Syracuse won the only meeting between the two teams in 2014-15, a 46-45 nail-biter on Jan. 7 at McCamish Pavilion that evened the overall series at three wins apiece.

• Tech won the first meeting between the two teams as members of the Atlantic Coast Conference, 67-62, on March 4, 2014, with the Orange ranked No. 7 in the nation.

• Three of the first four games in the series were played on neutral courts, the first of which had the highest stakes, a second-round NCAA Tournament game at the Omni in Atlanta in 1985. The Orange were led at the time by guard Pearl Washington.

• The most recent meeting between the two teams before Syracuse joined the ACC occurred in the championship game of the Legends Classic in Atlantic City in 2010, and 9th-ranked Syracuse survived a 32-point effort by Brian Oliver (who later transferred to Seton Hall) to win, 80-76.

• Tech's only other trip to the Carrier Dome came in December of 2003, when the Orange, led by freshmen Carmelo Anthony and Gerry McLamara, routed the Jackets and Chris Bosh, 92-65, and eventually won the national championship.

• Syracuse had never played on Tech's campus until this season, but the Yellow Jackets did host the 13th-ranked Orange in a Delta Air Lines Classic for Kids game at Philips Arena in 2001. Jim Boeheim missed the game due to prostate surgery and the Yellow Jackets won by 16.

All-Time Series Results

3-17-85.....6/6.....15/15.....n1	W	70- 53
12-16-01.....13/12.....h12	W	96- 80
12-21-02.....a	L	65- 92
11-27-10.....9/9.....n2	L	76- 80
3-4-14.....7/7.....a	W	67- 62
1-7-15.....h14	L	45- 46
1-30-16.....a	L	57- 60

n1-NCAA East Regional second round (The Omni, Atlanta, Ga.); *12-Delta Air Lines Classic (Philips Arena, Atlanta, Ga.); n2-Legends Classic (Boardwalk Hall, Atlantic City, N.J.)

Tampa (2-1)

Home: 2-0, Away: 0-1, Neutral: 0-0

1-2-53.....a	L	58- 64
1-2-69.....h	W	98- 77
2-26-71.....h	W	99- 72

Team Fokus (1-0)

Home: 1-0, Away: 0-0, Neutral: 0-0

11-11-00 (exh).....h	W	96- 85
----------------------	---	--------

Team Nike (2-0)

Home: 2-0, Away: 0-0, Neutral: 0-0

11-19-02 (exh).....h	W	81- 48
11-6-03 (exh).....h	W	100- 89

Temple (2-3)

Home: 1-0, Away: 0-2, Neutral: 1-1

1-3-31.....a	L	30- 34
1-16-90.....11/11	h	W 59- 57
12-15-90.....23/21	a	L 67- 69
12-27-93.....15/15	4/4	n1 W 57- 51
12-7-96.....n2	L	58- 76

n1-ECAC Holiday Festival (Madison Square Garden, New York, N.Y.); n2-Coaches vs. Cancer Classic (Atlantic City [N.J.] Convention Center)

Tennessee (28-42)

Home: 19-14, Away: 9-24, Neutral: 0-4

2-19-21.....	h4	L	28- 29
2-17-22.....	a	L	14- 26
1-20-28.....	h7	W	31- 26
2-13-28.....	a	W	42- 25
2-13-29.....	h7	L	25- 30
1-22-30.....	a	L	28- 33
1-24-31.....	h7	W	49- 29
2-9-31.....	a	W	32- 25
2-4-33.....	h4	W	37- 23
2-13-33.....	a	L	26- 33
2-24-33.....	n1	L	24- 30
1-31-34.....	h4	L	35- 45
2-12-34.....	a	L	21- 23
1-16-35.....	h4	L	26- 36
2-18-35.....	a	L	30- 34
1-17-36.....	h8	W	33- 30
2-24-36.....	a	L	21- 33
2-29-40.....	n2	L	43- 55
1-27-45.....	a	L	26- 44
2-10-45.....	h	W	53- 49
3-3-45.....	n3	L	37- 41
1-26-46.....	h	L	27- 49
2-9-46.....	a	W	38- 34
1-25-47.....	h	W	48- 43
2-7-47.....	a	L	28- 40
1-24-48.....	h	L	57- 59
2-6-48.....	a	L	46- 49
1-22-49.....	h	L	56- 63
2-5-49.....	a	W	72- 71
1-21-50.....	h	W	68- 57
2-4-50.....	a	L	56- 69
3-2-50.....	n3	L	56- 63
2-3-51.....	a	W	71- 57
2-21-51.....	h	W	74- 64
1-26-52.....	a	L	56- 69
2-20-52.....	h	L	81- 83
1-17-53.....	a	L	67- 89
2-16-53.....	h	L	79- 81
1-30-54.....	h	L	61- 68
2-22-54.....	a	L	57- 69
1-29-55.....	a	L	58- 79
2-21-55.....	18/nr	h	W 83- 77
1-28-56.....	h	W	73- 72
2-20-56.....	a	L	74- 76
1-26-57.....	a	W	84- 77
2-19-57.....	h	W	87- 85
1-25-58.....	h	W	82- 79
2-18-58.....	a	L	65- 84
1-24-59.....	a	L	71- 84
2-17-59.....	h	W	59- 49
1-23-60.....	6/6	h	W 74- 69
2-16-60.....	6/8	a	L 56- 57
1-28-61.....	a	L	60- 65
2-21-61.....	h	W	60- 59
1-27-62 (0t)	a	W	66- 65
2-20-62.....	h	W	67- 50
1-26-63.....	7/6	h	W 73- 69
2-19-63.....	nr/10	a	W 72- 60
1-27-64.....	a	L	63- 83
2-18-64.....	nr/17	h	W 47- 45
12-7-64.....	h	L	52- 66
1-23-65.....	nr/13	a	L 48- 55
1-22-66.....	nr/20	a	L 48- 83
2-28-66.....	h	L	47- 58
2-1-67.....	nr/13	a	L 48- 59
2-20-68 (2ot)	nr/11	h	69- 71
12-17-68.....	a	L	59- 72
12-15-02.....	h12	L	69- 70
2-7-04.....	15/16	a	W 77- 62
11/16/15.....	h14	W	69- 68

SERIES HISTORY VS. ALL OPPONENTS

Tennessee State (4-0)

Home: 3-0, Away: 1-0, Neutral: 0-0

12-6-03.....13/15.....h	W	94- 43
12-10-05.....h	W	82- 72
11-11-07.....a	W	99- 85
12-30-08.....h	W	63- 58

Tennessee Tech (3-0)

Home: 3-0, Away: 0-0, Neutral: 0-0

12-14-78.....h	W	108- 63
11-30-84.....18/nr.....h	W	96- 78
12-27-07.....h	W	83- 63

Texas (2-2)

Home: 0-0, Away: 0-0, Neutral: 2-2

12-29-47.....n1	L	45- 54
12-26-85.....7/6.....n2	W	90- 55
3-17-89.....n3	L	70- 76
11-27-91.....18/18.....24/nr.....n4	W	120- 07

n1-All-College Tournament (Oklahoma City, Okla.); n2-Cotton States Classic (The Omni, Atlanta, Ga.); n3-NCAA Midwest Regional first round (Reunion Arena, Dallas, Texas); n4-Presason NIT semifinals (Madison Square Garden, New York, N.Y.)

Texas A&M (2-0)

Home: 1-0, Away: 0-0, Neutral: 1-0

12-15-56.....h	W	76- 69
12-27-85.....7/7.....n1	W	83- 58

n1-Gator Bowl Tournament (Jacksonville, Fla.)

Texas Christian (2-0)

Home: 2-0, Away: 0-0, Neutral: 0-0

12-1-65.....h	W	112- 87
12-21-67.....h	W	70- 67

Texas-El Paso (1-2)

Home: 0-0, Away: 0-2, Neutral: 1-0

12-20-68.....a1	L	71- 75
12-18-81.....a1	L	44- 73
11-26-10.....n1	W	71- 61

Formerly Texas Western. a1-Sun Bowl Tournament (Special Events Center, El Paso, Texas); n1-Legends Classic (Boardwalk Hall, Atlantic City, N.J.)

Texas-Pan American (0-1)

Home: 0-1, Away: 0-0, Neutral: 0-0

1-28-75.....h	L	73- 80
---------------	---	--------

Texas Tech (3-3)

Home: 0-1, Away: 1-1, Neutral: 2-1

12-29-56.....n1	W	79- 66
12-14-57 (ot).....h	L	64- 67
12-22-59.....8/8.....a	W	63- 60
12-30-64.....n2	L	90- 95
3-26-03.....a1	L	72- 80
11-28-03.....25/n.....n3	W	85- 65

n1-All-College Tournament (Oklahoma City, Okla.); n2-Sugar Bowl Tournament (New Orleans, La.); a1-NIT quarterfinals (Lubbock, Texas); n3-Presason NIT championship game (Madison Square Garden, New York, N.Y.)

The Citadel (6-0)

Home: 4-0, Away: 2-0, Neutral: 0-0

12-26-28.....a	W	41- 35
2-21-76.....h	W	58- 56
1-22-77.....a	W	63- 59
2-15-77.....h	W	90- 64
11-20-98.....h	W	73- 50
12-22-12.....h14	W	73- 41

Troy (4-2)

Home: 4-2, Away: 0-0, Neutral: 0-0

11-30-77.....h	W	84- 69
1-13-79.....h	W	78- 54
1-12-80.....h	L	49- 64
2-11-81.....h	L	50- 54
12-17-02.....h	W	88- 66
12-28-06.....h	W	85- 55

Formerly Troy State

Tulane (36-33)

Home: 22-10, Away: 9-22, Neutral: 6-1

1-16-09.....h	L	15- 29
1-4-26.....a	L	18- 33
1-11-26.....h	W	31- 18
2-11-27.....a	W	38- 37
2-28-30.....n1	W	53- 31
2-5-38.....a	L	22- 37
3-4-38.....n2	W	44- 29
1-21-39 (ot).....h	W	32- 31
2-3-40.....h	L	25- 37
1-25-41.....h	L	20- 37
2-7-42.....a	W	52- 43
2-6-43.....h	W	60- 36
3-3-44.....n3	L	55- 66
1-29-45.....a	W	47- 38
1-12-46.....a	L	45- 58
2-4-46.....h	W	59- 52
1-11-47.....h	W	58- 51
1-31-47.....a	L	45- 47
1-9-48.....a	L	29- 54
2-9-48.....h	L	55- 59
3-6-48.....n3	W	50- 40
1-7-49.....a	L	52- 73
1-29-49.....h	L	49- 56
1-7-50.....a	L	62- 64
1-28-50.....h	W	59- 55
1-6-51.....a	L	45- 49
3-2-51 (ot).....n3	W	63- 61
1-5-52.....h	L	58- 73
2-23-53.....a	L	55- 70
2-15-54.....h	L	57- 59
2-14-55.....a	L	48- 64
2-11-56.....h	W	79- 77
2-9-57.....h	L	67- 73
2-8-58.....19/nr.....h	W	69- 53
2-7-59.....a	W	77- 67
2-6-60.....6/6.....h	W	74- 55
2-13-61.....h	W	81- 79
2-12-62 (ot).....h	W	77- 74
2-8-63 (ot).....6/6.....a	L	69- 77
2-8-64.....h	W	92- 68
2-17-66.....h	W	99- 85
1-7-67.....h	L	91- 99
2-18-67.....a	L	71- 74
1-6-68.....h	W	100- 81
3-2-68.....a	L	77- 88
2-15-69.....h	W	90- 79
3-1-69.....a	L	77- 80
1-10-70.....h	W	78- 72
2-23-70.....a	W	86- 76
1-9-71.....a	W	77- 67
3-1-71.....h	W	102- 74
1-20-72.....h	W	94- 78
2-28-72.....h	L	74- 78
12-22-72.....h	L	68- 69
3-2-73.....a	W	87- 83
1-19-74.....a	L	90- 96
2-20-74.....h	L	70- 71
2-24-75.....h	W	74- 69
1-17-76.....a	L	58- 59
3-4-76.....n4	W	74- 68
12-22-76.....a	L	57- 64
1-29-77.....h	W	89- 62
1-16-78.....a	W	75- 70
2-11-78.....h	W	63- 58
12-27-90.....n5	W	95- 83
12-23-01.....h	L	69- 79
1-2-03.....a	L	66- 80
12-3-11.....a	L	52- 57
11-9-12.....h14	W	79- 61
12-5-15.....a	W	76- 68

n1-SIC Tournament (City Auditorium, Atlanta, Ga.); n2-SEC

Tournament (Baton Rouge, La.); n3-SEC Tournament (Louisville, Ky.); n4-Metro Tournament (Freedom Hall, Louisville, Ky.); n5-Sugar Bowl Tournament (Louisiana Superdome, New Orleans, La.)

Turner Field (1-0)

Home: 1-0, Away: 0-0, Neutral: 0-0

1-8-42.....h9	W	49- 35
---------------	---	--------

UCLA (1-3)

Home: 0-0, Away: 0-2, Neutral: 1-1

12-29-66.....1/1.....a1	L	72- 91
12-27-69.....2/2.....a1	L	90- 121
12-2-00.....n1	W	72- 67
11-22-06.....19/19.....5/5.....n2	L	73- 88

a1-Bruin Classic (Pauley Pavilion, Los Angeles, Calif.); n1-Wooden Classic (Arrowhead Pond, Anaheim, Calif.); n2-EA Sports Maui Invitational (Lahaina Civic Center, Lahaina, Maui, Hawaii)

U.S. Marines (0-1)

Home: 0-0, Away: 0-0, Neutral: 0-1

12-8-51 (exh).....n1	L	58- 90
----------------------	---	--------

n1-Paris Island, S.C.

USA Verich Reps (1-0)

Home: 1-0, Away: 0-0, Neutral: 0-0

11-16-93 (exh).....h	W	124-110
----------------------	---	---------

Utah State (0-1)

Home: 0-0, Away: 0-0, Neutral: 0-1

12-13-60.....15/12.....n1	L	62- 67
---------------------------	---	--------

n1-Bluegrass Invitational (Freedom Hall, Louisville, Ky.)

Vanderbilt (33-40)

Home: 22-14, Away: 8-26, Neutral: 3-0

2-6-14.....h	L	55- 41
1-30-20.....h	L	21- 39
2-27-20.....a	L	3- 32
1-24-25.....h	L	28- 37
1-15-26.....a	L	23- 27
1-21-27.....h	W	36- 29
2-10-28.....a	W	41- 31
1-19-29.....a	W	40- 28
2-2-29.....h	W	38- 15
2-1-30.....h	W	46- 25
2-7-30.....a	W	41- 37
1-16-31.....h	W	44- 37
2-5-31.....a	L	32- 45
1-16-32.....h	W	45- 27
1-18-33.....a	L	27- 38
1-6-34.....h	L	22- 24
2-9-34.....a	L	30- 38
1-25-35 (ot).....h	L	32- 33
2-8-35.....a	L	24- 53
1-18-36.....a	L	23- 42
2-8-36.....h	L	40- 42
2-28-36.....n1	W	42- 37
1-16-37.....h	W	39- 27
2-13-37.....a	W	40- 30
1-15-38.....h	W	59- 25
2-12-38.....a	W	40- 35
3-5-38.....n2	W	50- 18
1-14-39.....h	W	30- 24
2-11-39.....a	L	42- 49
1-13-40.....h	W	49- 43
2-10-40.....a	W	57- 39
1-18-41.....h	W	55- 48
2-15-41.....a	L	41- 54
1-17-42.....h	L	32- 39
2-14-42.....a	W	35- 27
1-16-43.....h	W	43- 29
2-13-43.....a	L	28- 52
3-2-44.....n3	W	63- 51
2-10-51.....a	L	47- 65
2-19-51.....h	L	67- 69
2-2-52.....a	L	67- 92
2-18-52.....h	L	58- 83
1-10-53.....a	L	60- 72
1-26-53.....h	W	85- 79
1-11-54.....h	L	55- 63
1-23-54.....19/nr.....a	L	65- 84
1-10-55.....h	L	69- 71
1-22-55.....a	L	63- 83
1-9-56.....4/nr.....h	L	59- 72
1-21-56.....5/6.....h	L	64- 67
1-7-57.....9/11.....h	L	73- 81
1-19-57.....10/10.....a	L	74- 93
1-18-58.....h	W	81- 60
3-1-58.....a	L	59- 60
1-17-59.....nr/19.....h	W	80- 61
2-28-59.....a	W	71- 67
1-16-60 (ot).....6/6.....h	W	74- 66
2-27-60.....6/8.....a	L	57- 62
1-21-61.....h	L	56- 69
3-4-61.....nr/18.....a	L	59- 79
1-20-62.....h	W	71- 66
3-3-62.....a	L	74- 88
2-13-63.....10/9.....h	W	69- 62
3-2-63.....10/12.....a	L	74- 75
2-12-64 (ot).....7/7.....h	W	75- 71
2-29-64.....nr/13.....a	L	89-103
12-18-93 (ot).....14/14.....24/24.....h11	W	86- 77
1-3-06.....h	W	76- 67
12-9-06.....25/nr.....a	L	64- 73
12-1-07.....a	L	79- 92
12-6-08.....h	W	63- 51
12-21-13.....a	L	63- 76
12-20-14.....h14	W	65- 60

*h11-Kuppenheimer Classic (Georgia Dome, Atlanta, Ga.); n1-SEC Tournament (Knoxville, Tenn.); n2-SEC Tournament (Baton Rouge, La.); n3-SEC Tournament (Louisville, Ky.)

Villanova (3-1)

Home: 0-0, Away: 0-0, Neutral: 3-1

3-15-86.....6/6.....n1	W	66- 61
12-28-90.....n2	W	99- 87
12-3-91.....17/6.....n3	W	80- 59
11-27-15.....8/9.....n4	L	52- 69

n1-NCAA Southeast Second Round (Assembly Center, Baton Rouge, La.); n2-Sugar Bowl Tournament (Louisiana Superdome, New Orleans, La.); n3-ACC-Big East Challenge (The Omni, Atlanta, Ga.); n4-NIT Season Tip-Off (Barclays Center, Brooklyn, N.Y.)

Virginia (40-38)

Home: 24-12, Away: 11-21, Neutral: 5-5

All Home Games: 24-12
At McCamish Pavilion: 2-1
At AMC: 21-8
At Georgia Dome: 1-0
At The Omni: 1-3
At Philips Arena: 0-1
In Atlanta: 26-13
All Road Games: 11-21
At John Paul Jones Arena: 1-5
At University Hall: 10-16
As ACC members: 38-37
In the ACC Tournament: 5-5
All Neutral Games: 5-5
Under Whack Hyder: 1-1
Under Dwane Morrison: 1-4
Under Bobby Cremins: 24-20
Under Paul Hewitt: 11-8
Under Brian Gregory: 2-5
Vs. Tony Bennett: 2-8
Longest Winning Streak: 9 games (1990-94)
Longest Losing Streak: 8 games (1981-83)
Most Points Scored: 105 on 2-14-1998
Fewest Points Scored: 28 on 1-22-2015
Most Points Allowed: 96 on 3-12-1983
Fewest Points Allowed: 46 on 1-21-1985
Largest Margin of Victory: 27 on 1-19-1991
Largest Margin of Defeat: 41 on 2-16-1981

- Virginia has won eight of the last nine meetings, but Georgia Tech leads the all-time series, 39-37.
- Virginia has won the last three meetings, including the team's only regular-season game in 2014-15, a 57-28 contest on Jan. 22 at John Paul Jones Arena.
- Tech has four wins in its last 10 trips to Charlottesville, but is just 1-5 at John Paul Jones Arena and has lost on its last four trips to Charlottesville.
- The Yellow Jackets were 10-16 against Virginia at University Hall, the Cavaliers' former homecourt, Tech's best winning percentage on any ACC foe's home court.
- Tech is 1-1 against Virginia in McCamish Pavilion. Overall, Tech was 21-8 against the Cavaliers in Alexander Memorial Coliseum, is 23-11 on all home courts and 25-12 in games played in the city of Atlanta.
- Since Tech joined the ACC, the Yellow Jackets are 37-36 against Virginia.
- Tech was 11-8 against Virginia under Paul Hewitt, including wins in all three meetings in Hewitt's first season of 2000-01. Brian Gregory is 1-4 vs. Virginia, and Tony Bennett is 7-1 vs. Tech.
- Tech has averaged just 53.3 points per game in seven meetings against Bennett's Virginia teams, and 42.3 points over the last three games in the series.
- Tech and Virginia have played to overtime seven times since the 1983-84 season, including a 72-71 triple-overtime win for Tech in Atlanta on Jan. 23, 1984, and an 88-85 double-overtime triumph for Virginia in Charlottesville on Jan. 22, 1995.
- In the ACC Tournament, Tech has won five of nine games, including a 70-61 Jacket victory in the 1990 final in Charlotte.

All-Time Series Results

12-20-47.....h9	W	51- 48
12-1-69.....h	W	72- 49
1-16-71.....a	L	84- 89
12-1-79.....13/13.....a	L	37- 55
2-9-80.....18/nr.....h	W	62

SERIES HISTORY VS. ALL OPPONENTS

1-21-85.....	17/15.....	h	W	49- 46	
2-16-85.....	6/5.....	a	L	55- 62	
3-8-85.....	9/11.....	n2	W	55- 48	
1-4-86.....	6/6.....	a	W	64- 61	
2-15-86.....	5/5.....	h	W	62- 55	
1-22-87.....	h10	L	58- 61	
2-18-87.....	a	L	58- 60	
3-6-87.....	n1	L	54- 55	
1-23-88.....	a	L	55- 58	
2-25-88.....	20/16.....	h	W	76- 71	
2-6-89.....	a	L	71- 78	
2-22-89.....	h	W	73- 65	
1-21-90 (ot).....	11/11.....	a	L	79- 81	
2-22-90.....	8/6.....	h	L	71- 73	
3-11-90.....	14/13.....	n3	W	70- 61	
1-19-91.....	14/15.....	h	W	78- 51	
2-19-91.....	20/19.....	a	W	73- 60	
1-14-92.....	16/14.....	h	W	75- 71	
2-22-92.....	a	W	52- 49	
3-13-92.....	n3	W	68- 56	
1-23-93.....	16/16.....	7/10.....	a	W	75- 71
2-23-93.....	22/22.....	h	W	73- 61	
1-23-94.....	17/17.....	h	W	74- 70	
2-22-94 (ot).....	23/nr.....	a	L	72- 73	
1-22-95 (2ot).....	22/18.....	18/19.....	a	L	85- 88
2-22-95.....	24/22.....	14/14.....	h	L	60- 83
3-7-95.....	11/13.....	n4	L	67- 77	
1-20-96.....	h	W	90- 70	
2-21-96.....	23/22.....	a	W	84- 75	
1-22-97.....	a	L	64- 68	
2-6-97.....	h	W	66- 53	
1-15-98.....	a	W	83- 65	
2-14-98.....	h	W	105- 86	
1-23-99.....	a	W	77- 65	
2-25-99 (ot).....	h	W	74- 68	
1-8-00.....	a	L	65- 83	
2-9-00.....	h	W	68- 47	
1-9-01.....	10/11.....	a	W	73- 68	
2-11-01.....	6/9.....	h	W	62- 56	
3-9-01.....	12/12.....	n5	W	74- 69	
1-22-02.....	7/7.....	h	L	65- 69	
2-23-02.....	22/15.....	a	W	82- 80	
2-1-03.....	h	W	80- 60	
3-5-03.....	a	W	90- 73	
1-15-04.....	12/14.....	h	W	75- 57	
2-14-04.....	15/16.....	a	L	80- 82	
1-8-05.....	9/10.....	h	W	92- 69	
12-4-05.....	h	W	63- 54	
2-24-07.....	24/v.....	a	L	69- 75	
1-27-08 (ot).....	a	W	92- 82	
3-3-08.....	h	L	74- 76	
3-13-08.....	n6	W	94- 76	
12-28-08 (ot).....	h	L	84- 88	
1-13-10.....	20/18.....	a	L	75- 82	
1-22-11.....	a	L	64- 72	
2-23-11.....	h	L	56- 62	
1-19-12.....	15/17.....	h12	L	38- 70	
2-3-13.....	h14	W	66- 60	
2-24-13.....	a	L	54- 82	
2-8-14.....	h14	L	45- 64	
1-22-15.....	a	L	28- 57	
1-9-16.....	4/4.....	h14	W	68- 64	
3-10-16.....	4/4.....	n7	L	52- 72	

n1-ACC Tournament (Capital Centre, Landover, Md.);
n2-ACC Tournament (The Omni, Atlanta, Ga.); n3-ACC
Tournament (Charlotte [N.C.] Coliseum); n4-ACC Tournament
(Greensboro [N.C.] Coliseum); n5-ACC Tournament (Georgia
Dome, Atlanta, Ga.); n6-ACC Tournament (Bobcats Arena,
Charlotte, N.C.); n7-ACC Tournament (Verizon Center,
Washington, D.C.)

Virginia Commonwealth (3-0)

Home: 2-0, Away: 0-0, Neutral: 1-0

12-29-03.....	3/3.....	h	W	86- 65
11-18-11.....	n1	W	73- 60
12-15-15.....	h14	W	77- 64

n1-Charleston Classic (TD Arena, Charleston, S.C.)

Virginia Tech (6-16)

Home: 3-6, Away: 1-8, Neutral: 2-2

All Home Games: 3-6
At AMC: 2-4
At McCamish Pavilion: 1-2
In Atlanta: 3-6
In Blacksburg: 1-8
At Cassell Coliseum: 1-8
As ACC members: 5-12
In the ACC Tournament: 1-1
All Neutral Games: 2-2
Under Whack Hyder: 1-1
Under Dwane Morrison: 0-1

Under Bobby Cremins: 0-1

Under Paul Hewitt: 3-8
Under Brian Gregory: 2-4
vs Buzz Williams: 0-2
Longest Winning Streak: 2 games (2013-14)
Longest Losing Streak: 4 games (2011-13)
Most Points Scored: 84 on 2-23-2008
Fewest Points Scored: 15 on 2-14-1921
Most Points Allowed: 102 on 2-13-2011
Fewest Points Allowed: 31 on 2-14-1921
Largest Margin of Victory: 19 on 3-11-2008
Largest Margin of Defeat: 25 on 2-13-2011

• Virginia Tech has won 15 of 21 all-time meetings with Georgia Tech, including 11 of 16 as a member of the ACC.

• The Hokies rallied for a 65-63 win in Blacksburg on Feb. 9, 2015, the teams' only meeting last season, snapping a Georgia Tech two-game winning streak in the series. The Yellow Jackets closed the 2013-14 regular season with a 62-51 win at McCamish Pavilion, and took a 64-54 win on Feb. 9, 2013, in Blacksburg.

• The 2013 win in Blacksburg was the first Georgia Tech at Cassell Coliseum in eight tries, and the Jackets are 1-8 in Blacksburg all-time.

• Tech has defeated Virginia Tech only three times in eight meetings at home since the Hokies joined the ACC, and the Yellow Jackets received extraordinary performances by a couple of individuals to win two of those games. On Jan. 19, 2008, reserve guard Matt Causey came off the bench to hit seven threes and pour in 30 points in the Jackets' 81-70 victory. On Jan. 25, 2011, current New York Knick Iman Shumpert recorded the fourth triple-double in Tech history with 22 points, 12 rebounds and 11 assists in the Jackets' 72-57 win.

• The Hokies, led by future NBA star Dell Curry, held off the Jackets and their future All-Americans Mark Price and John Salley, 77-74, in the teams' first meeting at Cassell Coliseum in 1984.

• The teams have split two ACC Tournament encounters, the Jackets capturing a 73-54 victory in the first round of the 2005 tournament in Washington, D.C., and the Hokies winning a 59-43 decision in the first round in 2011.

• Georgia Tech's first victory over Virginia Tech occurred on Dec. 27, 1962, a 73-72 overtime triumph at the Gator Bowl Tournament that was part of an 11-0 start for the Yellow Jackets. Tech went on to finish the season 21-5. Both teams were ranked in the UPI poll at the time, Georgia Tech at No. 18, Virginia Tech at No. 14.

• Both teams were members of the old Metro Conference, but not at the same time. Georgia Tech was a member for three seasons from 1975-76 through 1977-78 before leaving to join the ACC. Virginia Tech joined the league for the 1978-79 season.

All-Time Series Results

2-14-21.....	a	L	15- 31
12-20-57.....	h	L	59- 70
12-27-62 (ot).....	nr/18.....nr/14.....	n1	W	73- 72
12-22-79.....	n2	L	62- 67
3-10-84.....	a1	L	74- 77
1-22-05.....	12/15.....	h	L	69- 70
3-11-05.....	n3	W	73- 54
1-31-06.....	a	L	62- 63
1-28-07.....	h	L	65- 73
1-19-08.....	h	W	81- 70
2-23-08.....	a	L	84- 92
2-11-09.....	a	L	71- 76
3-6-10.....	h	L	82- 88
1-25-11.....	h	W	72- 57
2-13-11.....	a	L	77- 102
3-10-11.....	n4	L	43- 59
2-18-12 (ot).....	a	L	73- 74
1-12-13 (ot).....	h14	L	65- 70
2-9-13.....	a	W	64- 54
3-8-14.....	h14	W	62- 51
2-9-15.....	a	L	63- 65
1-16-16.....	h14	L	77- 78

n1-Gator Bowl Tournament (Jacksonville, Fla.); n2-Roanoke Times & World News Holiday Classic (Roanoke [Va.] Civic Center); n3-ACC Tournament (MCI Center, Washington, D.C.); n4-ACC Tournament (Greensboro Coliseum, Greensboro, N.C.); a1-NIT first round

VMI (6-2)

Home: 5-0, Away: 0-2, Neutral: 1-0

2-12-21.....	a	L	16- 53
1-18-65.....	h	W	82- 71
1-15-66.....	h	W	86- 73
1-30-68.....	h	W	90- 70
2-5-69.....	n1	W	87- 74
12-8-75.....	a	L	53- 68
2-2-76.....	h	W	66- 56
1-2-93.....	14/13.....	h	W	78- 52

n1-Salem, Va.

Wake Forest (41-38)

Home: 28-9, Away: 12-25, Neutral: 1-4

All Home Games: 28-9
At AMC: 24-9
At McCamish Pavilion: 3-0
At Philips Arena: 1-0
All Road Games: 12-25
At Joel Coliseum: 8-18
At Winston-Salem: 9-22
At Greensboro (regular season): 2-3
At Greensboro (all games): 2-4
As ACC members: 40-36
In the ACC Tournament: 0-4
All Neutral Games: 1-4
Under Whack Hyder: 0-2
Under Dwane Morrison: 0-4
Under Bobby Cremins: 22-18
Under Paul Hewitt: 12-12
Under Brian Gregory: 6-2
vs Danny Manning: 2-1
Longest Winning Streak: 12 games (1985-91)
Longest Losing Streak: 9 games (1965-83)
Most Points Scored: 112 on 3-8-2007
Fewest Points Scored: 38 on 2-6-1982
Most Points Allowed: 114 on 3-8-2007
Fewest Points Allowed: 39 on 1-19-2011
Largest Margin of Victory: 35 on 1-19-2011
Largest Margin of Defeat: 30 on 2-7-1981

• Georgia Tech has a 41-38 lead in the all-time series and a 40-36 lead in games played since it became a member of the ACC.

• Tech has won six of the last seven meetings between the two teams, and won the only meeting between the two teams in 2015-16 (71-66 at McCamish Pavilion).

• Tech has won its last 11 games against Wake Forest at home, dating back to an 80-76 Demon Deacon win on Feb. 22, 2004 when both teams were ranked in the top 20. The Jackets won the last seven meetings in Alexander Memorial Coliseum, a 69-62 decision at Philips Arena during the 2011-12 season, and all three meetings so far at McCamish Pavilion.

• Tech was 24-9 against Wake Forest in games played at Alexander Memorial Coliseum, and is 28-9 against the Demon Deacons in Atlanta.

• Tech made a sweep of the season series in 2010-11, setting school records in each game for margin of victory in an ACC game (74-39 at home on Jan. 19) and for margin of victory in an ACC road game (80-54 on Mar. 3). The Jackets also swept the Demon Deacons in 2012-13.

• The home team has won 34 of the last 45 regular-season games in the series, with Wake Forest winning four times in Atlanta during that span, and Tech winning seven times in Winston-Salem.

• Tech has lost 12 of the last 17 meetings at the Joel Coliseum, but has one of its better records in an opponent's building at 8-18. Tech is 12-25 against Wake Forest on the road, including a 2-3 mark in regular-season games played in Greensboro and a 2-4 mark in games played in Winston-Salem prior to the opening of Joel Coliseum.

• Tech is 38-27 against Wake Forest since 1985, including 12 straight victories from 1985-91.

• Wake Forest has won all four of its meetings with Georgia Tech in the ACC Tournament, including a 75-74 triumph in the 1996 championship game in Greensboro. Wake Forest took the 2007 first round meeting, winning 114-112 in double-overtime, the highest-scoring game in ACC Tournament history and the highest-scoring game for Tech involving an ACC opponent in its history.

All-Time Series Results

12-29-49.....		n1	W	64- 57	
1-12-65.....		h	L	78- 97	
1-8-66.....		a1	L	80- 96	
1-26-80.....		h	L	59- 67	
2-16-80.....		a1	L	48- 49	
1-3-81.....	8/8	a1	L	61- 87	
2-7-81.....	8/8	h	L	56- 86	
1-2-82.....	nr/20.....	h	L	56- 74	
2-6-82.....	13/16	a2	L	38- 53	
1-8-83.....		a2	L	53- 60	
2-12-83.....		h	W	70- 69	
1-7-84.....	8/9	h	W	68- 66	
2-2-84 (ot).....	18/nr.....	15/15	a1	L	74- 78
1-5-85.....	8/7	a2	L	54- 68	
2-10-85.....	10/7	h	W	94- 75	
1-8-86.....	5/5	h	W	72- 58	
2-19-86.....	5/5	a1	W	59- 49	
1-3-87 (ot).....	18/nr	a1	W	65- 59	
2-7-87.....		h	W	83- 69	
1-10-88.....		h	W	78- 66	

2-13-88.....	a2	W	78- 75
1-7-89.....	19/16.....	a2	W	84- 75
2-11-89.....	h	W	75- 70
1-6-90.....	12/12.....	a	W	91- 79
2-7-90.....	16/15.....	h	W	79- 70
1-6-91.....	24/nr.....	h	W	101- 91
2-9-91.....	a	L	74- 86
1-18-92.....	16/14.....nr/24.....	a	L	72- 86
2-27-92.....	h	W	80- 61
1-21-93.....	16/16.....	h	L	58- 81
2-20-93.....	10/11.....	a	W	69- 58
1-19-94.....	17/17.....	a	L	63- 67
2-19-94.....	25/nr.....	h	W	71- 69
3-11-94.....	n2	L	49- 74
1-17-95.....	22/18.....15/16.....	h	W	67- 65
2-18-95.....	20/17.....14/14.....	a	L	62- 73
1-17-96.....	6/6.....	a	L	63- 66
2-17-96.....	8/9.....	h	W	64- 63
3-10-96.....	18/18.....12/10.....	n3	L	74- 75
1-8-97.....	2/2.....	h	L	63- 73
2-25-97.....	5/5.....	a	L	55- 71
1-10-98.....	h	W	70- 63
2-11-98.....	a	W	77- 76
1-16-99.....	h	W	75- 61
2-16-99.....	a	L	58- 67
1-27-00.....	h	L	46- 60
2-27-00.....	a	L	64- 76
1-13-01 (ot).....	6/6.....	h	W	95- 89
2-14-01.....	23/15.....	a	L	65- 81
1-26-02.....	21/16.....	a	L	74- 87
2-27-02.....	24/22.....	h	W	90- 77
3-8-02.....	n2	L	83- 92
1-19-03.....	a	L	66- 73
2-20-03.....	h	L	67- 75
1-20-04.....	11/13.....10/7.....	a	W	73- 66
2-22-04.....	18/16.....15/15.....	h	L	76- 80
1-27-05 (ot).....	22/21.....5/5.....	h	W	102-101
3-2-05.....	4/4.....	a	L	91- 98
1-18-06.....	h	L	71- 86
2-25-06.....	h	W	76- 61
1-30-07.....	a	L	75- 85
2-21-07.....	h	W	75- 61
3-8-07 (2 ot).....	n4	L	112-114
2-6-08.....	a	W	89- 83
3-1-08 (ot).....	h	W	87- 79
1-31-09.....	6/4.....	h	W	76- 74
2-18-09.....	8/8.....	a	L	69- 87
1-28-10.....	22/22.....	h	W	79- 58
2-13-10.....	20/20.....	a	L	64- 75
1-19-11.....	h	W	74- 39
3-3-11.....	a	W	80- 54
2-15-12.....	a	W	59- 59
3-3-12.....	h12	W	69- 62
1-26-13.....	h14	W	82- 62
2-16-13.....	a	W	57- 56
2-1-14.....	a	W	79- 70
1-10-15.....	a	L	69- 76
2-7-15.....	h14	W	73- 59
2-10-16.....	h14	W	71- 66
n1-Dixie Classic (Reynolds Coliseum, Raleigh, N.C.); n2-ACC Tournament (Charlotte [N.C.] Coliseum); n3-ACC Tournament (Greensboro [N.C.] Coliseum); a1-Winston-Salem, N.C., Coliseum; n4-ACC Tournament (St. Pete Times Forum, Tampa, Fla.); a2-Greensboro [N.C.] Coliseum				

SERIES HISTORY VS. ALL OPPONENTS

West Virginia Tech (1-0)

Home: 1-0, Away: 0-0, Neutral: 0-0

2-21-80.....h W 67- 52

Western Carolina (6-1)

Home: 5-1, Away: 1-0, Neutral: 0-0

1-11-79.....a W 72- 50
2-1-79.....h W 100- 75
1-9-80.....h W 70- 60
11-28-80.....h L 77- 88
12-2-93.....16/17.....h W 77- 55
12-1-94.....20/19.....h W 89- 63
1-13-96.....h10 W 91- 78

Westminster (1-0)

Home: 0-0, Away: 0-0, Neutral: 1-0

12-29-55.....n1 W 65- 56
n1-Queen City Tournament (Buffalo, N.Y.)

William & Mary (6-1)

Home: 5-0, Away: 0-1, Neutral: 1-0

12-6-61.....h W 72- 56
2-4-63.....6/6.....h W 50- 49
12-21-64.....h W 91- 73
12-22-65.....h W 92- 73
12-20-71.....h W 83- 71
12-18-72.....a L 60- 63
12-29-87.....n1 W 90- 59
n1-Cotton States Classic (The Omni, Atlanta, Ga.)

Winthrop (1-1)

Home: 1-0, Away: 0-0, Neutral: 0-1

11-24-97.....h W 95- 65
11-18-07.....n1 L 73- 79
n1-Paradise Jam (St. Thomas, U.S. Virgin Islands)

Winston-Salem State (3-0)

Home: 3-0, Away: 0-0, Neutral: 0-0

1-3-07.....h W 97- 46
11-14-08.....h W 92- 47
12-29-09.....v20.....h W 78- 43

Wisconsin (1-1)

Home: 1-0, Away: 0-0, Neutral: 0-1

12-28-63.....n1 L 84-104
11-28-01.....h1 W 62- 61
h1-ACC-Big Ten Challenge (AMC); n1-Milwaukee Classic (Milwaukee, Wis.)

Wisconsin-LaCrosse (1-0)

Home: 1-0, Away: 0-0, Neutral: 0-0

1-4-74.....h W 73- 69

Wittenberg (0-1)

Home: 0-0, Away: 0-1, Neutral: 0-0

12-27-26.....a L 37- 40

Wofford (13-2)

Home: 13-2, Away: 0-0, Neutral: 0-0

1-14-21.....h L 18- 20
2-10-68.....h W 97- 67
1-17-75.....h W 75- 74
1-31-77.....h W 81- 37
12-17-79.....h W 84- 64
12-20-80.....h L 44- 49
11-29-82.....h W 116- 72
1-19-84.....h W 78- 44
11-22-96.....h W 74- 49
1-3-98.....h W 90- 58
12-16-98.....h W 76- 63
12-22-99.....h W 80- 70
11-17-00.....h W 92- 49
12-21-01.....h W 79- 70
12-1-15.....h14 W 77- 61

Wyoming (1-0)

Home: 1-0, Away: 0-0, Neutral: 0-0

12-22-58.....h W 110- 78

Xavier (0-2)

Home: 0-0, Away: 0-1, Neutral: 0-1

2-16-35.....a L 19- 38
1-2-56.....n1 L 67- 92
n1-Queen City Tournament (Buffalo, N.Y.)

Yale (0-2)

Home: 0-1, Away: 0-0, Neutral: 0-1

1-2-68.....h L 78- 79
12-28-73.....n1 L 95-101
n1-Old Dominion Invitational (The Scope, Norfolk, Va.)

Young Harris (1-0)

Home: 1-0, Away: 0-0, Neutral: 0-0

11-1-13 (exh).....h W 90- 53

Youngstown State (1-0)

Home: 1-0, Away: 0-0, Neutral: 0-0

12-29-92.....14/13.....h W 105- 85

Yugoslavian National Team (1-0)

Home: 1-0, Away: 0-0, Neutral: 0-0

11-13-88 (exh).....h W 77- 74

Georgia Tech in Overtime

All Overtime Games: 62-58

Single Overtime Games: 52-47

3-17-06	Georgia.....	W, 13-11
2-8-22	Agoga Class.....	L, 25-26
1-13-25	@Ft. McPherson (2 ot).....	W, 28-26
1-8-27	Auburn.....	W, 22-20
1-15-27	@Georgia.....	W, 36-35
1-1-31	@Manhattan.....	L, 26-32
1-25-35	Vanderbilt.....	L, 32-33
2-23-35	@Georgia.....	W, 49-39
1-21-39	Tulane.....	W, 32-31
2-4-39	@Florida.....	L, 29-33
2-21-40	@Auburn.....	L, 38-39
12-29-40	@South Carolina.....	L, 39-40
1-22-41	@Clemson.....	L, 49-52
2-21-45	Atlanta NAS.....	W, 51-47
1-26-49	Georgia.....	L, 60-74
2-15-50	@Georgia.....	L, 72-73
2-24-51	Pennsylvania.....	L, 77-83
3-1-51	Tulane.....	W, 63-61
1-24-53	@South Carolina.....	L, 66-70
12-28-54	Idaho State.....	W, 72-69
2-12-55	@Louisiana State.....	W, 79-72
2-19-55	@South Carolina.....	W, 87-84
2-26-55	Georgia (2 ot).....	L, 66-67
2-7-56	@Auburn.....	L, 74-77
2-16-56	@Georgia.....	W, 72-68
2-4-57	Auburn.....	W, 76-67
12-14-57	Texas Tech.....	L, 64-67
12-19-57	Georgia.....	L, 68-69
2-1-58	@Alabama (2 ot).....	L, 72-74
2-24-58	@Florida.....	W, 62-61
2-14-59	Oklahoma City (3 ot).....	W, 71-65
1-16-60	Vanderbilt.....	W, 74-66
1-11-61	@Georgia.....	W, 89-80
1-16-61	@Mississippi St.....	L, 61-62
1-24-61	@Auburn.....	W, 48-43
1-2-62	Navy.....	L, 62-64
1-27-62	@Tennessee.....	W, 66-65
2-12-62	Tulane.....	W, 77-74
2-26-62	@Florida.....	L, 75-82
12-3-62	@Furman.....	W, 80-79
12-27-62	Virginia Tech.....	W, 73-72
1-5-63	@Kentucky (2 ot).....	W, 86-85
1-12-63	@Mississippi.....	W, 73-71
2-8-63	@Tulane.....	L, 69-77
2-23-63	Georgia.....	W, 66-58
12-16-63	@Rice.....	L, 89-74
2-12-64	Vanderbilt.....	W, 75-71
2-15-64	Florida State.....	W, 77-73
12-21-66	Auburn.....	W, 78-76
1-10-67	@Furman.....	L, 68-69
2-20-68	Tennessee (2 ot).....	L, 69-71
3-25-71	St. Bonaventure (2 ot) +.....	W, 76-71
1-6-73	Hawaii.....	W, 85-83
2-5-73	Florida.....	L, 85-87
3-7-74	@Georgia.....	W, 97-95
12-28-74	St. Bonaventure.....	W, 70-61
1-24-75	Presbyterian.....	W, 89-84
2-3-75	Samford.....	W, 78-75
2-16-79	@Memphis State (2 ot).....	W, 89-84
2-27-79	East Carolina.....	L, 64-66
2-28-80	Maryland.....	L, 49-51
1-23-84	Virginia (3 ot).....	W, 72-71
2-2-84	@Wake Forest.....	L, 74-78
2-4-84	Maryland (2 ot).....	W, 71-70
2-4-86	North Carolina.....	L, 77-78
11-29-86	Richmond.....	L, 62-67
12-20-86	Boston College.....	W, 65-62
1-3-87	@Wake Forest.....	W, 65-59
3-5-88	@Clemson (2 ot).....	L, 94-97
1-22-89	@Illinois (2 ot).....	L, 92-103
3-4-89	@Clemson.....	L, 79-81
1-21-90	@Virginia.....	L, 79-81
2-17-90	@NC State (2 ot).....	W, 95-92
2-24-90	@Notre Dame.....	W, 88-80
3-23-90	Michigan State#.....	W, 81-80
12-5-90	St. John's.....	L, 72-73
12-19-90	Georgia (3 ot).....	W, 112-105
2-5-92	@Clemson.....	L, 78-95
2-29-92	NC State.....	W, 98-88
3-27-92	Memphis State#.....	L, 79-83

Double Overtime Games: 6-11

Triple Overtime Games: 4-0

12-18-93	Vanderbilt.....	W, 86-77
2-22-94	@Virginia.....	L, 72-73
1-22-95	@Virginia (2 ot).....	L, 85-88
2-7-96	Duke.....	W, 73-71
2-10-96	@North Carolina.....	W, 92-83
2-25-96	NC State.....	W, 92-83
12-4-97	NC State.....	L, 69-71
2-8-98	North Carolina (2 ot).....	L, 100-107
3-16-98	Georgetown+.....	W, 80-79
11-27-98	West Virginia.....	W, 65-62
12-5-98	Appalachian State.....	W, 74-72
12-13-98	Georgia.....	W, 84-79
2-11-99	@Florida State (3 ot).....	W, 111-108
2-25-99	Virginia.....	W, 74-68
12-11-99	Stanford.....	L, 61-64
3-1-00	@North Carolina.....	L, 72-74
1-13-01	Wake Forest.....	W, 95-89
1-3-04	@Georgia (2 ot).....	L, 80-83
3-1-04	Kansas#.....	W, 79-71
1-1-05	Kansas.....	L, 68-70
1-27-05	Wake Forest.....	W, 102-101
2-18-06	@Maryland.....	L, 84-87
3-8-07	Wake Forest (2 ot)*.....	L, 112-114
1-27-08	@Virginia.....	W, 92-82
3-1-08	Wake Forest.....	W, 87-79
11-22-08	@Mercer.....	W, 82-76
12-28-08	Virginia.....	L, 84-88
1-17-09	@NC State.....	L, 71-76
1-20-09	Boston College.....	L, 76-80
11-20-09	Florida State.....	L, 59-66
1-2-11	Charlotte (2 ot).....	L, 83-86
2-18-12	Virginia Tech.....	L, 73-74
1-12-13	Virginia Tech.....	L, 65-70
1-26-14	@NC State.....	L, 78-80
3-12-14	Boston College*.....	W, 73-70
3-13-14	Clemson*.....	L, 65-69
1-3-15	@Notre Dame (2 ot).....	L, 76-83
1-31-15	NC State.....	L, 80-81
2-28-15	@Clemson.....	L, 63-70
3-9-16	Clemson*.....	W, 88-85

Georgia Tech's longest stretch of regulation games without an overtime is 103, from Feb. 7, 1975 vs. NC State through Jan. 13, 1979 vs. Troy State, inclusive.

Most overtime games in one season: 6 in 1962-63

NCAA Tournament ; + Post-Season NIT
*ACC Tournament

MISCELLANEOUS HISTORY

Tech at Off-Campus Atlanta Venues

Philips Arena

12-1-99	Michigan ²	L, 77-80
12-11-99	Stanford ¹ (ot)	L, 61-64 (ot)
12-9-00	Kentucky ¹	W, 86-84
12-16-01	Syracuse ¹	W, 96-80
12-15-02	Tennessee ¹	L, 69-70
12-13-03	Saint Louis ¹	W, 75-62
12-11-04	Air Force ¹	W, 64-42
11-29-11	Northwestern	L, 60-76
1-3-12	Alabama	L, 48-73
1-7-12	Duke	L, 74-81
1-19-12	Virginia	L, 38-70
1-24-12	Miami	L, 49-64
2-4-12	Boston College	W, 51-47
2-9-12	NC State	L, 52-61
2-21-12	Clemson	L, 37-56
2-25-12	Maryland	W, 63-61
3-3-12	Boston College	W, 69-62
3-8-12	Miami ⁴	L, 36-54

Arena at Gwinnett Center

11-11-11	Florida A&M	W, 92-59
11-14-11	Delaware State	W, 70-52
11-23-11	Siena	W, 72-44
12-19-11	Alabama A&M	W, 65-54
12-22-11	Mercer	L, 59-66

Georgia Dome

12-19-92	Louisville ¹	W, 87-85
12-18-93	Vanderbilt ¹	W, 86-77
12-17-94	Louisville ¹	L, 72-77
11-15-95	Manhattan ³	W, 87-67
11-17-95	Oklahoma ³	W, 83-72
12-16-95	Louisville ¹	W, 88-77

12-21-96	Kentucky ¹	L, 59-88
12-20-97	Louisville ¹	W, 94-86
12-13-98	Kentucky ¹	L, 39-80
3-9-01	Virginia ⁴	W, 74-69
3-10-01	North Carolina ⁴	L, 63-70
2-11-07	Connecticut	W, 65-52
3-12-09	Clemson ⁴	W, 86-81
3-13-09	Florida State ⁴	L, 62-64

¹Chick-fil-A Classic for Kids²ACC-Big Ten Challenge³Pre-Season NIT⁴ACC Tournament

Tech at Non-Power 5 Venues Since 2000

Date	Opponent	Conference	Result
12/5/15	Tulane	C-USA	W, 76-68
12/23/14	Dayton	A-10	L, 61-75
12/29/13	Charlotte	A-10	W, 58-55
12/29/11	Fordham	A-10	L, 66-72
12/10/11	Savannah State	MEAC	W, 65-45
12/3/11	Tulane	C-USA	L, 52-57
12/22/10	Siena	MAAC	L, 57-62
11/15/10	Kennesaw State	A-Sun	L, 63-80
1/2/10	Charlotte	A-10	W, 76-67
12/14/09	Chattanooga	SoCon	W, 95-64
11/22/08	Mercer	A-Sun	W, 82-76 (ot)
11/11/07	Tennessee State	OVC	W, 99-85
1/10/06	Centenary	Summit	W, 85-69
12/28/05	Air Force	Mt. West	L, 46-54
11/22/04	Illinois-Chicago	Horizon	W, 60-59
11/23/03	Cornell	Ivy	W, 90-69
1/2/03	Tulane	C-USA	L, 66-80
2/16/02	Saint Louis	C-USA	W, 60-40

Tech Month-by-Month

Season	Nov	Dec	Jan	Feb	Mar/Apr	Total
1905-06	0-0	0-0	0-0	0-1	2-0	2-1
1906-08						did not play
1908-09	0-0	0-0	1-5	0-1	0-0	1-6
1909-12						did not play
1912-13	0-0	0-0	0-0	2-6	0-0	2-6
1913-14	0-0	0-0	0-0	6-2	0-0	6-2
1914-19						did not play
1919-20	0-0	0-0	3-3	3-5	1-2	7-10
1920-21	0-0	0-0	1-4	3-6	0-0	4-10
1921-22	0-0	0-0	4-2	7-4	0-0	11-6
1922-23	0-0	0-0	5-2	4-5	0-2	9-9
1923-24	0-0	3-0	2-7	4-6	0-0	9-13
1924-25	0-0	0-0	3-4	1-8	0-0	4-12
1925-26	0-0	0-0	4-6	2-5	0-0	6-11
1926-27	0-0	3-6	7-1	7-3	0-0	17-10
1927-28	0-0	2-1	3-3	5-3	0-0	10-7
1928-29	0-0	4-1	7-1	4-3	0-1	15-6
1929-30	0-0	1-2	3-5	6-5	0-1	10-13
1930-31	0-0	2-1	5-7	4-5	0-0	11-13
1931-32	0-0	0-0	4-2	3-4	0-0	7-6
1932-33	0-0	0-0	4-2	5-4	0-0	9-6
1933-34	0-0	0-3	3-3	3-5	0-1	6-12
1934-35	0-0	0-0	0-4	5-4	1-0	6-8
1935-36	0-0	0-0	3-4	7-4	0-0	10-8
1936-37	0-0	0-0	6-0	6-1	1-1	13-2
1937-38	0-0	0-0	6-0	8-2	4-0	18-2
1938-39	0-0	0-0	2-2	4-6	0-1	6-9
1939-40	0-0	0-0	2-4	5-4	0-0	7-8
1940-41	0-0	2-0	4-3	2-8	0-0	8-11
1941-42	0-0	0-0	4-3	4-5	0-0	8-8
1942-43	0-0	0-0	4-2	7-3	0-0	11-5
1943-44	0-0	0-0	8-1	5-2	1-1	14-4
1944-45	0-0	0-0	3-4	6-1	2-1	11-6
1945-46	0-0	1-0	4-6	5-5	0-0	10-11
1946-47	0-0	4-0	4-5	4-5	0-1	12-11
1947-48	0-0	2-4	2-6	5-5	3-1	12-16
1948-49	0-0	4-2	1-7	6-3	0-1	11-13
1949-50	0-0	6-3	4-5	4-4	0-1	14-13
1950-51	0-0	1-5	4-6	2-7	1-1	8-19
1951-52	0-0	3-1	2-6	2-8	0-0	7-15
1952-53	0-0	1-4	3-7	1-6	0-0	5-17
1953-54	0-0	0-5	0-8	2-8	0-1	2-22
1954-55	0-0	2-2	4-8	6-3	0-0	12-13
1955-56	0-0	3-2	4-5	5-4	0-0	12-11
1956-57	0-1	6-2	5-4	7-1	0-0	18-8
1957-58	0-0	5-4	7-2	3-5	0-0	15-11
1958-59	0-0	6-3	4-5	7-1	0-0	17-9
1959-60	0-0	8-1	8-1	5-3	1-1	22-6
1960-61	0-0	4-5	4-5	5-2	0-1	13-13
1961-62	0-0	4-4	3-6	3-5	0-1	10-16
1962-63	1-0	6-0	8-1	6-3	0-1	21-5
1963-64	0-0	5-3	5-3	7-3	0-0	17-9
1964-65	0-0	4-5	6-4	4-2	0-0	14-11
1965-66	0-0	4-5	5-3	4-5	0-0	13-13
1966-67	0-0	5-3	6-3	6-3	0-0	17-9
1967-68	0-0	4-3	3-5	5-4	0-1	12-13
1968-69	0-1	1-4	6-4	5-3	0-1	12-13
1969-70	0-0	5-3	6-3	5-3	1-1	17-10
1970-71	0-0	6-1	7-3	5-4	5-1	23-9
1971-72	0-0	2-5	2-6	2-8	0-1	6-20
1972-73	1-1	0-6	3-3	1-7	2-1	7-18
1973-74	0-1	0-5	3-7	1-7	1-1	5-21
1974-75	0-1	3-4	5-4	3-4	0-2	11-15
1975-76	1-0	2-5	4-5	5-3	1-1	13-14
1976-77	1-0	4-2	7-3	4-4	2-1	18-10
1977-78	3-0	4-3	5-3	2-5	1-1	15-12
1978-79	1-1	4-3	6-3	6-2	0-0	17-9
1979-80	0-0	3-5	1-9	4-4	0-0	8-18
1980-81	0-1	3-6	1-8	0-7	0-1	4-23
1981-82	1-0	3-4	2-7	4-4	0-1	10-16
1982-83	1-0	3-2	4-6	4-5	1-2	13-15
1983-84	1-0	5-1	8-3	4-5	0-2	18-11
1984-85	3-0	6-1	6-3	5-2	7-2	27-8
1985-86	1-1	9-0	7-1	5-2	5-3	27-7
1986-87	1-1	5-2	4-4	6-3	0-3	16-13
1987-88	1-1	7-1	6-3	7-1	1-4	22-10
1988-89	2-0	5-2	5-4	7-3	1-3	20-12
1989-90	2-0	6-0	4-4	8-2	8-1	28-7
1990-91	2-0	5-3	5-3	4-4	1-3	17-13
1991-92	3-1	6-1	6-3	4-4	4-3	23-12
1992-93	0-0	6-1	5-4	4-4	4-2	19-11
1993-94	1-1	8-0	2-6	4-3	1-3	16-13
1994-95	2-0	6-3	5-3	4-4	1-2	18-12
1995-96	4-1	2-6	7-2	6-1	5-2	24-12
1996-97	3-0	3-4	2-6	1-6	0-2	9-18
1997-98	4-0	5-3	4-4	4-4	2-3	19-14
1998-99	4-1	6-2	3-5	2-6	0-2	15-16
1999-00	3-1	3-3	3-6	3-5	1-2	13-17
2000-01	3-1	5-2	4-4	4-4	1-2	17-13
2001-02	3-3	3-4	2-6	6-2	1-1	15-16
2002-03	2-0	3-4	5-3	2-5	4-3	16-15
2003-04	5-0	7-0	4-4	4-4	8-2	28-10
2004-05	4-0	5-1	3-5	4-3	4-3	20-12
2005-06	2-2	4-2	3-6	2-5	0-2	11-17
2006-07	6-1	4-2	3-5	5-2	2-2	20-12
2007-08	3-3	3-3	4-3	1-6	4-2	15-17
2008-09	4-0	4-4	2-6	0-7	2-2	12-19
2009-10	4-1	6-1	6-3	3-4	4-4	23-13
2010-11	4-3	3-2	3-5	1-7	2-1	13-18
2011-12	4-3	3-3	1-7	2-6	1-1	11-20
2012-13	4-2	5-0	2-6	4-4	1-3	16-15
2013-14	5-4	4-1	2-6	2-5	3-2	16-17
2014-15	5-1	4-2	1-8	2-6	0-2	12-19
2015-16	4-2	6-1	2-6	5-3	4-3	21-15

109-41 310-203 3868-416 408-418 113-114 1328-1191

Georgia Tech Year-by-Year vs. ACC Opponents (Regular Season)

Year	ACC	BC	CL	DU	FS	UL	MD	UM	NC	ST	ND	UP	SU	VA	VT	WF
1979-80	1-13	-	0-2	0-2	-	-	0-2	-	0-2	0-2	-	-	-	1-1	-	0-2
1980-81	0-14	-	0-2	0-2	-	-	0-2	-	0-2	0-2	-	-	-	0-2	-	0-2
1981-82	3-11	-	0-2	1-1	-	-	2-0	-	0-2	0-2	-	-	-	0-2	-	0-2
1982-83	4-10	-	1-1	1-1	-	-	1-1	-	0-2	0-2	-	-	-	0-2	-	1-1
1983-84	6-8	-	1-1	1-2	-	-	1-1	-	0-2	1-1	-	-	-	1-1	-	1-1
1984-85	9-5	-	1-1	1-1	-	-	2-0	-	2-0	1-1	-	-	-	1-1	-	1-1
1985-86	11-3	-	2-0	1-1	-	-	2-0	-	0-2	2-0	-	-	-	2-0	-	2-0
1986-87	7-7	-	0-2	2-0	-	-	2-0	-	0-2	1-1	-	-	-	0-2	-	2-0
1987-88	8-6	-	1-1	1-1	-	-	2-0	-	0-2	1-1	-	-	-	1-1	-	2-0
1988-89	8-6	-	1-1	1-1	-	-	2-0	-	1-1	0-2	-	-	-	1-1	-	2-0
1989-90	8-6	-	1-1	1-2	-	-	2-0	-	1-1	2-0	-	-	-	0-2	-	2-0
1990-91	6-8	-	1-1	0-2	-	-	1-1	-	1-1	0-2	-	-	-	2-0	-	1-1
1991-92	8-8	-	1-1	0-2	0-2	-	2-0	-	0-2	2-0	-	-	-	2-0	-	1-1
1992-93	8-8	-	1-1	1-1	0-2	-	2-0	-	0-2	1-1	-	-	-	2-0	-	1-1
1993-94	7-9	-	1-1	0-2	0-2	-	1-1	-	2-0	1-1	-	-	-	1-1	-	1-1
1994-95	8-8	-	1-1	1-1	2-0	-	1-1	-	0-2	2-0	-	-	-	0-2	-	1-1
1995-96	13-3	-	1-1	2-0	2-0	-	1-1	-	2-0	2-0	-	-	-	2-0	-	1-1
1996-97	3-13	-	0-2	0-2	1-1	-	0-2	-	0-2	1-1	-	-	-	1-1	-	0-2
1997-98	6-10	-	1-1	0-2	1-1	-	0-2	-	0-2	0-2	-	-	-	2-0	-	2-0
1998-99	6-10	-	1-1	0-2	1-1	-	0-2	-	1-1	0-2	-	-	-	2-0	-	1-1
1999-00	5-11	-	1-1	0-2	1-1	-	1-1	-	0-2	1-1	-	-	-	1-1	-	0-2
2000-01	8-8	-	2-0	0-2	1-1	-	1-1	-	0-2	1-1	-	-	-	2-0	-	1-1
2001-02	7-9	-	1-1	0-2	2-0	-	0-2	-	1-1	1-1	-	-	-	1-1	-	1-1
2002-03	7-9	-	1-1	0-2	1-1	-	1-1	-	1-1	1-1	-	-	-	2-0	-	0-2
2003-04	9-7	-	2-0	1-1	1-1	-	2-0	-	1-1	0-2	-	-	-	1-1	-	1-1
2004-05	8-8	-	2-0	0-1	2-0	-	0-1	2-0	1-0	0-2	-	-	-	1-0	1-0	1-1
2005-06	4-12	1-1	0-2	0-1	0-1	-	0-1	0-1	0-1	1-1	-	-	-	1-0	0-1	1-1
2006-07	8-8	1-0	1-1	1-1	2-0	-	0-1	0-1	1-1	1-0	-	-	-	0-1	0-1	1-1
2007-08	7-9	1-0	1-1	0-1	0-1	-	0-1	0-2	0-1	1-0	-	-	-	1-1	1-1	2-0
2008-09	2-14	0-2	0-2	0-1	0-1	-	0-2	1-0	0-1	0-2	-	-	-	0-1	0-1	1-1
2009-10	7-9	1-0	1-1	1-1	0-2	-	0-1	0-1	1-0	1-0	-	-	-	0-1	0-1	1-1
2010-11	5-11	0-1	0-2	0-1	0-1	-	0-1	1-1	1-0	0-1	-	-	-	0-2	1-1	2-0
2011-12	4-12	1-1	0-2	0-1	0-1	-	1-1	0-1	0-1	1-1	-	-	-	0-1	0-1	1-1
2012-13	6-12	0-1	0-2	0-1	0-1	-	1-0	1-1	0-2	0-2	-	-	-	1-1	1-1	2-0
2013-14	6-12	2-0	0-2	0-2	0-1	-	0-1	0-1	0-1	0-1	1-1	0-1	1-0	0-1	1-0	1-0
2014-15	3-15	0-1	1-1	0-1	0-1	0-1	-	1-0	0-2	0-1	0-2	0-1	0-1	0-1	0-1	1-1
2015-16	8-10	1-0	1-1	0-1	1-0	0-2	-	0-1	0-1	1-0	1-1	1-1	0-1	1-0	0-1	1-1

RADIO/TV ROSTER



Abdoulaye Gueye **34**
F • 6-9 • r-Sr.



Josh Heath **11**
G • 6-2 • Sr.



Corey Heyward **30**
G • 6-1 • r-Sr.



Tadic Jackson **1**
G • 6-2 • Jr.



Ben Lammers **44**
C • 6-10 • Jr.



Christian Matthews **23**
F • 6-7 • Fr.



Kellen McCormick **32**
F • 6-7 • Grad.



Shaheed Medlock **13**
G • 6-5 • Fr.




Justin Moore **0**
G • 6-4 • Fr.



Sylvester Ogbonda **24**
F • 6-10 • r-Fr.



Josh Okogie **5**
G • 6-4 • Fr.



Jodan Price **2**
G/F • 6-6 • Grad.



Rand Rowland **42**
F • 6-7 • Sr.



Quinton Stephens **12**
F • 6-9 • Sr.



Josh Pastner
Head Coach



Tavaras Hardy
Assistant Coach



Darryl LaBarrie
Assistant Coach



Eric Reveno
Assistant Coach



Julian Swartz
Director of Operations



Mario West
Director of Player Personnel



Tyler Benson
Director of Video



Dan Taylor
Player Development Coach



Richard Stewart
Athletic Trainer

2016-2017 GEORGIA TECH MEN'S BASKETBALL SCHEDULE

NOV. 5 // SHORTER (EXH) // 7:30P

JAN. 12 // CLEMSON // 7:00P

NOV. 11 // TENNESSEE TECH // 8:00P

JAN. 15 // AT NC STATE // 6:30P

NOV. 14 // SOUTHERN // 7:30P

JAN. 18 // AT VIRGINIA TECH // 9:00P

NOV. 18 // OHIO // 8:00P

JAN. 21 // AT VIRGINIA // 2:00P

NOV. 22 // SAM HOUSTON ST // 7:30P

JAN. 25 // FLORIDA STATE // 7:00P

NOV. 26 // TULANE // 12/7:30P

JAN. 28 // NOTRE DAME // 12:00P

NOV. 29 // AT PENN ST // 7:00P

FEB. 1 // AT CLEMSON // 7:00P

DEC. 3 // AT TENNESSEE // 1:00P

FEB. 4 // AT WAKE FOREST // 3:00P

DEC. 7 // AT VCU // 7:00P

FEB. 7 // TUSCULUM // 7:30P

DEC. 18 // ALCORN STATE // 2:00P

FEB. 11 // BOSTON COLLEGE // 5:30P

DEC. 20 // GEORGIA // 7:00P

FEB. 15 // AT MIAMI // 8:00P

DEC. 22 // WOFFORD // 7:30P

FEB. 19 // SYRACUSE // 6:30P

DEC. 28 // N CAROLINA A&T // 7:30P

FEB. 21 // NC STATE // 8:00P

DEC. 31 // N CAROLINA // 12/2:00P

FEB. 26 // AT NOTRE DAME // 6:30P

JAN. 4 // AT DUKE // 7:00P

FEB. 28 // PITTSBURGH // 9:00P

JAN. 7 // LOUISVILLE // 2:00P

MAR. 4 // AT SYRACUSE // 4:00P

MAR. 8-12 // TUES - SAT // ACC TOURNAMENT // BROOKLYN, NY